

Documents Department

NOV 12 1970


Dallas Public Library

ANNUAL REPORT OF THE
COMPTROLLER OF PUBLIC ACCOUNTS

STATE OF TEXAS

1970

TO THE GOVERNOR



PART 1A

RECEIPTS AND DISBURSEMENTS
OF STATE FUNDS

ROBERT S. CALVERT
COMPTROLLER

**ANNUAL REPORT OF THE
COMPTROLLER OF PUBLIC ACCOUNTS**

STATE OF TEXAS

1970

TO THE GOVERNOR



PART 1A

**RECEIPTS AND DISBURSEMENTS
OF STATE FUNDS**

**ROBERT S. CALVERT
COMPTROLLER**



ROBERT S. CALVERT
COMPTROLLER

Comptroller of Public Accounts
State of Texas
Austin

N0577232 076

September 23, 1970

Honorable Preston Smith
Governor of Texas
Austin, Texas

Dear Sir:

I respectfully submit herein Part IA of my Annual Report of the financial affairs of Texas, for the Fiscal Year ending August 31, 1970, as required by Article III, Section 49a of our State Constitution.

This segment will be followed at a later date by Parts IB and II, which complete the Annual Report. A presentation of detail fund statements will be published in Part IB. Statements of tax collectors accounts, assessed valuation, tax rates, and other miscellaneous information appear in Part II.

My personal appreciation is extended to the Governor, the Legislature, and the state agencies for their continued cooperation with this Department in the execution of its duties.

Respectfully yours,

ROBERT S. CALVERT
Comptroller of Public Accounts

RSC:sc

CGP 95033807 R
1970-71 C2600.3

TABLE OF CONTENTS

| TABLE NO. | | PAGE NO. |
|--------------|--|-------------|
| | Letter of Transmittal | |
| 1 | State Receipts. . .A Summary Showing How the State Dollar Was Obtained Chart Where the State Revenue Dollar Came From | 1 5 |
| 2 | State Expenditures. . .A Summary Showing How the State Dollar Was Expended Chart Where the State Cost Dollar Went | 3 7 |
| 3 | Statement of Receipts Showing Funds Credited | 8 |
| 4 | Statement of Expenditures Showing Funds From Which Expended | 60 |
| 5 | Summary of All Funds—Cash Accounts | 112 |
| 6 | Motor Fuel Receipts and Allocations | 126 |
| 7 | Omnibus Tax Receipts and Allocations | 127 |
| 8 | Summary of Investment Accounts | 129 |
| 9 | Summary of Petty Cash Fund | 132 |
| 10 | Summary of All Cash Investments and Securities | 135 |
| 11 | Suspense and Trust Accounts—Cash | 136 |
| 12 | Securities Deposited in Trust With The State Treasurer | 140 |
| 13 | Bonded Indebtedness of the State of Texas | 143 |
| 14 | Motor Fuel Tax Refund Division—Comptroller's Department | 145 |
| 15 | Annual Report Confederate Pension Division | 146 |
| 16 | Comptroller's Department—Bond Division | 147 |
| 17 | Apportionment to Public Junior Colleges | 150 |
| 18 | Summary of Expenditures by Object of Expenditures | 152 |

TABLE NO. 1
STATE RECEIPTS
Year Ended August 31, 1970

| <u>REVENUE RECEIPTS BY SOURCE:</u> | | <u>Cents of Each Dollar</u> | <u>Amount</u> |
|------------------------------------|--|---------------------------------|------------------|
| 1 | Ad Valorem Tax | .0210 | \$ 64 062 928 57 |
| 2 | Inheritance Tax | .0076 | 23 122 543 44 |
| 3 | Production and Regulation Tax -- Crude Oil | .0566 | 172 600 515 80 |
| 4 | Production and Regulation Tax -- Natural & Casinghead Gas | .0316 | 96 376 591 52 |
| 5 | Production Tax--Sulphur | .0014 | 4 235 006 66 |
| 6 | Gross Receipts--Gas Utilities | .0005 | 1 530 418 15 |
| 7 | Gross Receipts Tax--Cement | .0010 | 2 986 765 09 |
| 8 | Gross Receipts Tax--Utilities | .0062 | 18 788 804 29 |
| 9 | Gross Receipts Tax--Telephone | .0056 | 17 045 743 32 |
| 10 | Other Production and Gross Receipts Tax | .0003 | 1 079 345 02 |
| 11 | Motor Vehicle Sales Tax | .0317 | 96 629 075 26 |
| 12 | Hotel, Motel and Miscellaneous Excise Tax | .0024 | 7 473 892 39 |
| 13 | Cigarette and Tobacco--Tax and Licenses | .0613 | 186 908 763 86 |
| 14 | Alcoholic Beverage--Tax and Licenses | .0189 | 57 732 109 37 |
| 15 | Special Motor Fuel Tax | .0091 | 27 779 043 84 |
| 16 | Motor Fuel Tax | .0933 | 284 570 207 92 |
| 17 | Franchise Tax | .0362 | 110 275 772 87 |
| 18 | Insurance Companies Occupation Tax | .0180 | 55 004 706 59 |
| 20 | Other Occupations Tax | .0014 | 4 374 235 48 |
| 22 | Store Licenses and Exemptions | .0017 | 5 349 907 20 |
| 23 | Limited Sales, Excise and Use Tax | .1803 | 550 062 226 71 |
| 24 | Other Licenses and Fees | .0238 | 72 593 586 05 |
| 25 | Game and Fish--Licenses and Fees | .0020 | 6 107 918 62 |
| 26 | Motor Vehicle Licenses, Registration & Fees | .0485 | 147 889 563 58 |
| 27 | Land Sales | .0001 | 269 763 51 |
| 28 | Oil, Gas and Mineral Royalties | .0147 | 44 748 915 60 |
| 29 | Sand, Shell and Gravel Sales | .0004 | 1 255 854 63 |
| 30 | Real Estate, Equipment and Commodities Sales | .0031 | 9 409 159 71 |
| 31 | Mineral Leases, Rentals and Bonuses | .0057 | 17 333 706 99 |
| 32 | Surface Rentals, Leases and Easements | .0005 | 1 555 569 53 |
| 33 | Interest on Deposits | .0049 | 14 810 938 35 |
| 34 | Interest on Securities Owned | .0221 | 67 532 087 83 |
| 35 | Interest on Land Sales | .0024 | 7 305 621 21 |

2

TABLE NO. 1 CONTINUED
STATE RECEIPTS
Year Ended August 31, 1970

| <u>REVENUE RECEIPTS BY SOURCE:</u> | <u>Cents of Each Dollar</u> | <u>Amount</u> |
|--|---------------------------------|----------------------|
| 36 Miscellaneous Interest | .0000 | \$ 66 065 08 |
| 37 Pay Patient Collections | .0030 | 9 134 656 90 |
| 38 Other Miscellaneous Revenue | .0054 | 16 360 946 53 |
| 39 Federal Grants--Highway | .0751 | 229 101 855 15 |
| 40 Federal Grants--Public Health | .0043 | 13 118 790 47 |
| 41 Federal Grants--Public Welfare | .1315 | 401 070 196 33 |
| 42 Federal Grants--Public Education | .0434 | 132 288 707 06 |
| 43 Federal Grants--Other | .0183 | 55 844 140 41 |
| 44 Grants and Donations--Other | .0047 | 14 311 054 50 |
| TOTAL REVENUE RECEIPTS | 1.0000 | 3 050 097 701 39 |
| 00 NON-GOVERNMENTAL RECEIPTS AND TRANSFERS | | 1 457 723 677 41 |
| TOTAL RECEIPTS-FUNDS IN STATE TREASURY | | 4 507 821 378 80 |
| RECEIPTS TO PETTY CASH ACCOUNTS | | 12 896 34 |
| OPENING NET CASH BALANCE, SEPTEMBER 1, 1969: | | |
| State Treasury | | 469 335 324 20 |
| Petty Cash Funds | | 227 908 66 |
| TOTAL OPENING NET CASH BALANCE | | 469 563 232 86 |
| TOTAL | | \$ 4 977 397 508 00 |

TABLE NO. 2
STATE EXPENDITURES
Year Ended August 31, 1970

| <u>EXPENDITURES BY FUNCTION</u> | <u>Cents of Each Dollar</u> | <u>Amount</u> |
|---|---------------------------------|----------------------------|
| 1 Legislative | .0018 | \$ 5 231 303 84 |
| 2 Judicial | .0028 | 8 369 957 27 |
| 3 Executive and Administrative | .0111 | 32 681 107 98 |
| 4 Protection of Persons and Property | .0132 | 38 950 552 69 |
| 5 Regulation of Business and Industry | .0055 | 16 311 447 01 |
| 6 Conservation of Health and Sanitation | .0116 | 34 367 133 64 |
| 7 Development and Conservation of Natural Resources | .0095 | 28 114 854 04 |
| 8 Highway Maintenance and Construction | .2143 | 633 170 074 82 |
| 9 Payment of Road Debt | .0000 | 63 989 03 |
| 10 Eleemosynary and Correctional | .0477 | 140 971 864 30 |
| 11 Educational | .4091 | 1 208 871 794 61 |
| 12 Parks, Monuments and Museums | .0072 | 21 137 827 32 |
| 13 Public Welfare | .1874 | 553 839 985 66 |
| 14 Payment of Public Debt | .0141 | 41 627 195 75 |
| 15 State Cost Employees Retirement | .0063 | 18 474 476 70 |
| 16 State Cost O.A.S.I. | .0089 | 26 332 304 48 |
| 17 Grants to Political Subdivisions and Others | .0168 | 49 721 592 74 |
| 18 State Cost Teacher Retirement | .0326 | 96 366 438 78 |
| 19 Miscellaneous | .0001 | 141 895 83 |
| | <u>1.0000</u> | <u>2 954 745 796 49</u> |
| 00 NON-GOVERNMENTAL PAYMENTS AND TRANSFERS | | <u>1 517 348 203 80</u> |
| | | <u>4 472 094 000 29</u> |
| | | <u>250 00</u> |
| CLOSING NET CASH BALANCES, AUGUST 31, 1970 | | |
| State Treasury | | 505 062 702 71 |
| Petty Cash | | 240 555 00 |
| | | <u>505 303 257 71</u> |
| TOTAL CLOSING NET CASH BALANCE | | <u>505 303 257 71</u> |
| TOTAL | | <u>\$ 4 977 397 508 00</u> |

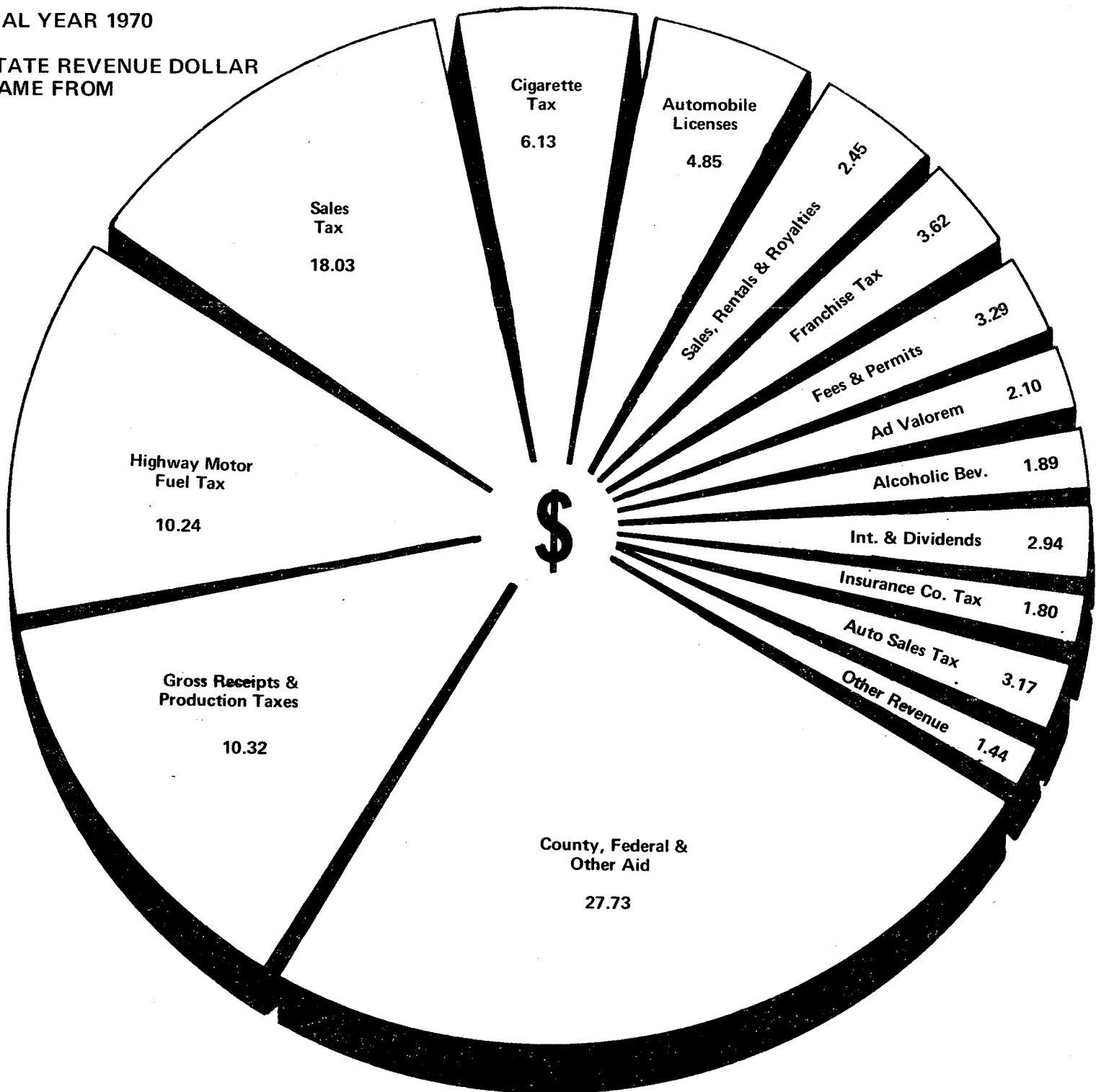
4

DETAIL
WHERE THE STATE REVENUE DOLLAR CAME FROM
Year Ended August 31, 1970

| <u>Source</u> | <u>Cents of Each Dollar</u> | <u>Source</u> | <u>Cents of Each Dollar</u> |
|--|---------------------------------|---|---------------------------------|
| <u>CIGARETTE TAX</u> | | <u>INSURANCE COMPANIES TAX</u> | |
| 13 Cigarette and Tobacco - Tax and License | .0613 | 18 Insurance Companies Occupation Tax | .0180 |
| <u>AUTOMOBILE LICENSES</u> | | <u>AUTOMOBILE SALES TAX</u> | |
| 26 Motor Vehicle Licenses, Registration and Fees | .0485 | 11 Motor Vehicle Sales Tax | .0317 |
| <u>SALES, RENTALS AND ROYALTIES</u> | | <u>OTHER REVENUE</u> | |
| 27 Land Sales | .0001 | 2 Inheritance Tax | .0076 |
| 28 Oil, Gas and Mineral Royalties | .0147 | 20 Other Occupations Tax | .0014 |
| 29 Sand, Shell and Gravel Sales | .0004 | 38 Other Miscellaneous Revenue | .0054 |
| 30 Real Estate, Equipment and Commodities Sales | .0031 | | .0144 |
| 31 Mineral Leases, Rentals and Bonuses | .0057 | <u>COUNTY, FEDERAL AND OTHER AID</u> | |
| 32 Surface Rentals, Leases and Easements | .0005 | 39 Federal Grants--Highways | .0751 |
| | .0245 | 40 Federal Grants--Public Health | .0043 |
| <u>FRANCHISE TAX</u> | | 41 Federal Grants--Public Welfare | .1315 |
| 17 Franchise Tax | .0362 | 42 Federal Grants--Public Education | .0434 |
| <u>FEES AND PERMITS</u> | | 43 Federal Grants--Other | .0183 |
| 12 Hotel, Motel and Miscellaneous | | 44 Grants and Donations--Other | .0047 |
| Excise Tax | .0024 | | .2773 |
| 22 Store Licenses and Exemptions | .0017 | <u>GROSS RECEIPTS AND PRODUCTION TAXES</u> | |
| 24 Other Licenses and Fees | .0238 | 3 Production and Regulation Tax-- | |
| 25 Game and Fish - Licenses and Fees | .0020 | Crude Oil | .0566 |
| 37 Pay Patient Collection | .0030 | 4 Production and Regulation Tax-- | |
| | .0329 | Natural and Casinghead Gas | .0316 |
| <u>AD VALOREM</u> | | 5 Production Tax - Sulphur | .0014 |
| 1 Ad Valorem Tax | .0210 | 6 Gross Receipts Tax - Gas Utilities | .0005 |
| <u>ALCOHOLIC BEVERAGE</u> | | 7 Gross Receipts Tax - Cement | .0010 |
| 14 Alcoholic Beverage - Tax and Licenses | .0189 | 8 Gross Receipts Tax - Utilities | .0062 |
| <u>INTEREST AND DIVIDENDS</u> | | 9 Gross Receipts Tax - Telephone | .0056 |
| 33 Interest on Deposits | .0049 | 10 Other Production and Gross Receipts Tax | .0003 |
| 34 Interest on Securities Owned | .0221 | | .1032 |
| 35 Interest on Land Sales | .0024 | <u>HIGHWAY MOTOR FUEL TAX (NET)</u> | |
| 36 Miscellaneous Interest | .0000 | 15 Special Motor Fuels Tax | .0091 |
| | .0294 | 16 Motor Fuel Tax | .0933 |
| | | | .1024 |
| | | <u>SALES TAX</u> | |
| | | 23 Limited Sales, Excise and Use Tax | .1803 |
| | | TOTAL | 1.0000 |

FISCAL YEAR 1970

WHERE THE STATE REVENUE DOLLAR
CAME FROM

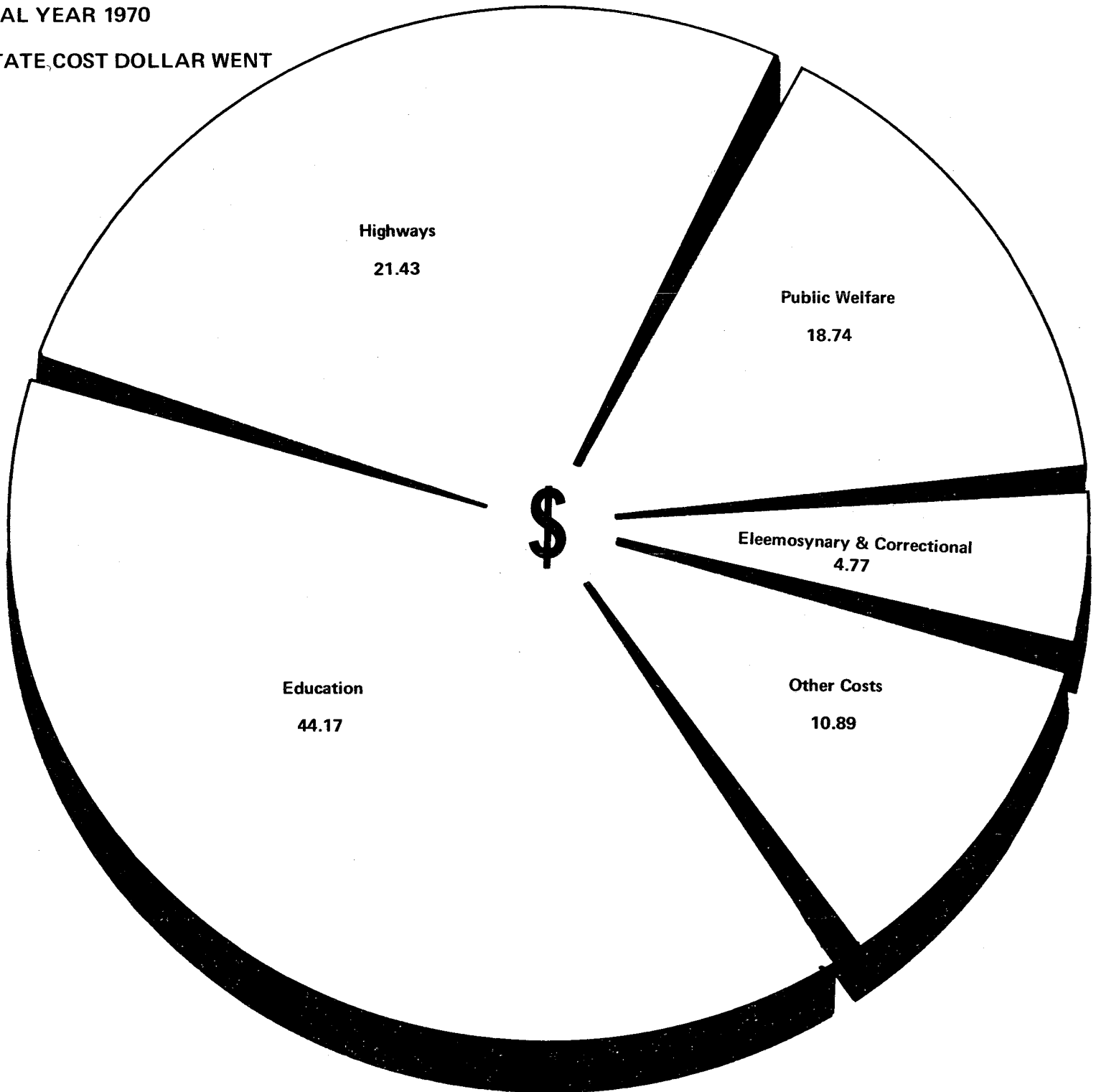


DETAIL
WHERE THE STATE COST COLLAR WENT
Year Ended August 31, 1970

| | <u>Function</u> | <u>Cents of Each Dollar</u> |
|----|---|---------------------------------|
| | <u>PUBLIC WELFARE</u> | |
| 13 | Public Welfare | <u>.1874</u> |
| | <u>ELEEMOSYNARY AND CORRECTIONAL</u> | |
| 10 | Eleemosynary and Correctional | <u>.0477</u> |
| | <u>OTHER COSTS</u> | |
| 1 | Legislative | .0018 |
| 2 | Judicial | .0028 |
| 3 | Executive and Administrative | .0111 |
| 4 | Protection to Persons and Property | .0132 |
| 5 | Regulation of Business and Industry | .0055 |
| 6 | Conservation of Health and Sanitation | .0116 |
| 7 | Development & Conservation of Natural Resources | .0095 |
| 12 | Parks, Monuments and Museums | .0072 |
| 14 | Payment of Public Debt | .0141 |
| 15 | State Cost Employees Retirement | .0063 |
| 16 | State Cost O.A.S.I. | .0089 |
| 17 | Grants to Political Subdivisions and Others | .0168 |
| 19 | Miscellaneous | .0001 |
| | <u>TOTAL OTHER COSTS</u> | <u>.1089</u> |
| | <u>EDUCATION</u> | |
| 11 | Educational | .4091 |
| 18 | State Cost Teacher Retirement | <u>.0326</u> |
| | <u>TOTAL EDUCATION</u> | <u>.4417</u> |
| | <u>HIGHWAYS</u> | |
| 8 | Highway Maintenance and Construction | .2143 |
| 9 | Payment of Road Debt | <u>.0000</u> |
| | <u>TOTAL HIGHWAYS</u> | <u>.2143</u> |
| | TOTAL | <u><u>1.0000</u></u> |

FISCAL YEAR 1970

WHERE THE STATE COST DOLLAR WENT



**TABLE NO. 3
ANALYSIS OF CASH RECEIPTS
Year Ended August 31, 1970**

Source From Which Cash Was Received And The Funds To Which Cash Was Credited

1 AD VALOREM TAX

001 AD VALOREM TAX

| | | |
|-----|---------------------------------|---------------|
| 001 | General Revenue Fund | \$ 15 608 37 |
| 002 | Available School Fund | 45 815 117 92 |
| 005 | Confederate Pension Fund | 3 044 996 00 |
| 186 | College Building Fund 1948-1957 | 4 701 45 |
| 300 | College Building Fund 1958-1967 | 23 367 21 |
| 389 | College Building Fund 1968-1977 | 15 159 137 62 |

TOTAL 1 AD VALOREM TAX

\$ 64 062 928 57

2 INHERITANCE TAX

005 INHERITANCE TAX AND PENALTY AND INTEREST

| | | |
|-----|----------------------|---------------|
| 001 | General Revenue Fund | 23 122 543 44 |
|-----|----------------------|---------------|

TOTAL 2 INHERITANCE TAX

23 122 543 44

3 PRODUCTION AND REGULATION TAX—CRUDE OIL

020 OIL PRODUCTION TAX AND PENALTY AND INTEREST

| | | | |
|-----|----------------------------|----------------|----------------|
| 120 | Omnibus Tax Clearance Fund | 170 448 710 47 | 170 448 710 47 |
|-----|----------------------------|----------------|----------------|

026 OIL AND GAS REGULATION TAX

| | | | |
|-----|----------------------------|--------------|--------------|
| 120 | Omnibus Tax Clearance Fund | 2 151 805 33 | 2 151 805 33 |
|-----|----------------------------|--------------|--------------|

TOTAL 3 PRODUCTION AND REGULATION TAX—CRUDE OIL

172 600 515 80

4 PRODUCTION AND REGULATION TAX—NATURAL AND CASINGHEAD GAS

022 NATURAL AND CASINGHEAD GAS AND PENALTY AND INTEREST

| | | |
|-----|----------------------------|---------------|
| 120 | Omnibus Tax Clearance Fund | 96 376 591 52 |
|-----|----------------------------|---------------|

**TOTAL 4 PRODUCTION AND REGULATION TAX—
NATURAL AND CASINGHEAD GAS**

96 376 591 52

TABLE NO. 3 CONTINUED
ANALYSIS OF CASH RECEIPTS
Year Ended August 31, 1970

Source From Which Cash Was Received And The Fund To Which Cash Was Credited

| | | | | |
|---|--|----|---------------|-----------------|
| 5 | <u>PRODUCTION TAX—SULPHUR</u> | | | |
| | 024 SULPHUR TAX AND PENALTY AND INTEREST | | | |
| | 120 Omnibus Tax Clearance Fund | \$ | 4 235 006 66 | |
| | TOTAL 5 PRODUCTION TAX—SULPHUR | | | \$ 4 235 006 66 |
| 6 | <u>GAS UTILITY ADMINISTRATION TAX</u> | | | |
| | 100 GAS UTILITY ADMINISTRATION TAX | | | |
| | 155 Railroad Commission Operating Fund | | 1 530 418 15 | |
| | TOTAL 6 GAS UTILITY ADMINISTRATION TAX | | | 1 530 418 15 |
| 7 | <u>GROSS RECEIPTS TAX—CEMENT</u> | | | |
| | 040 CEMENT TAX AND PENALTY AND INTEREST | | | |
| | 120 Omnibus Tax Clearance Fund | | 2 986 765 09 | |
| | TOTAL 7 GROSS RECEIPTS TAX—CEMENT | | | 2 986 765 09 |
| 8 | <u>GROSS RECEIPTS—UTILITIES</u> | | | |
| | 042 UTILITIES TAX AND PENALTY AND INTEREST | | | |
| | 120 Omnibus Tax Clearance Fund | | 18 788 804 29 | |
| | TOTAL 8 GROSS RECEIPTS TAX—UTILITIES | | | 18 788 804 29 |
| 9 | <u>GROSS RECEIPTS TAX—TELEPHONE</u> | | | |
| | 044 TELEPHONE COMPANIES TAX AND PENALTY AND INTEREST | | | |
| | 120 Omnibus Tax Clearance Fund | | 17 045 743 32 | |
| | TOTAL 9 GROSS RECEIPTS TAX—TELEPHONE | | | 17 045 743 32 |

TABLE NO. 3 CONTINUED
ANALYSIS OF CASH RECEIPTS
Year Ended August 31, 1970

Source From Which Cash Was Received And The Funds To Which Cash Was Credited.

10 OTHER PRODUCTION AND GROSS RECEIPTS TAX

| | | | |
|-----|---|---------------|---------------------|
| 046 | OIL AND GAS WELL SERVICING TAX AND PENALTY AND INTEREST | | |
| | 120 Omnibus Tax Clearance Fund | \$ 874 018 79 | \$ 874 018 79 |
| 050 | EXPRESS COMPANIES TAX AND PENALTY AND INTEREST | | |
| | 120 Omnibus Tax Clearance Fund | 12 210 46 | 12 210 46 |
| 052 | CARLINE COMPANIES TAX AND PENALTY AND INTEREST | | |
| | 120 Omnibus Tax Clearance Fund | 13 738 67 | 13 738 67 |
| 087 | TELEGRAPH TAX AND PENALTY AND INTEREST | | |
| | 120 Omnibus Tax Clearance Fund | 86 356 29 | 86 356 29 |
| 153 | STOCK SHARE TRANSFER TAX | | |
| | 120 Omnibus Tax Clearance Fund | 1 068 73* | 1 068 73* |
| 178 | OTHER MISCELLANEOUS TAXES | | |
| | 009 Game and Fish Fund | 577 24 | 577 24 |
| 180 | MISCELLANEOUS OCCUPATION TAXES, PENALTY AND INTEREST | | |
| | 001 General Revenue Fund | 7 200 00 | |
| | 002 Available School Fund | 2 400 00 | |
| | 120 Omnibus Tax Clearance Fund | 83 912 30 | 93 512 30 |
| | TOTAL 10 OTHER PRODUCTION AND GROSS RECEIPTS TAX | | 1 079 345 02 |

11 MOTOR VEHICLE SALES TAX

| | | | |
|-----|---|---------------|----------------------|
| 096 | MOTOR VEHICLE TAX | | |
| | 120 Omnibus Tax Clearance Fund | 96 629 075 26 | |
| | TOTAL 11 MOTOR VEHICLE SALES TAX | | 96 629 075 26 |

* Deduction

TABLE NO. 3 CONTINUED
ANALYSIS OF CASH RECEIPTS
Year Ended August 31, 1970

Source From Which Cash Was Received And The Funds To Which Cash Was Credited

| | | | | |
|----|--|---|-----------------------|-----------------------|
| 12 | <u>HOTEL, MOTEL AND MISCELLANEOUS EXCISE TAX</u> | | | |
| | 060 | MISCELLANEOUS EXCISE TAX | | |
| | 001 | General Revenue Fund | \$ 1 701 66 | \$ 1 701 66 |
| | 072 | HOTEL AND MOTEL TAX | | |
| | 001 | General Revenue Fund | 7 392 084 26 | 7 392 084 26 |
| | 102 | OTHER SELECTIVE SALES TAXES AND PENALTY AND INTEREST | | |
| | 001 | General Revenue Fund | 80 106 47 | 80 106 47 |
| | | TOTAL 12 HOTEL, MOTEL AND MISCELLANEOUS EXCISE TAX | | <u>7 473 892 39</u> |
| 13 | <u>CIGARETTE AND TOBACCO—TAX AND LICENSES</u> | | | |
| | 074 | CIGARETTE TAX AND PENALTY AND INTEREST | | |
| | 001 | General Revenue Fund | 3 324 290 19 | |
| | 120 | Omnibus Tax Clearance Fund | <u>174 647 473 80</u> | 177 971 763 99 |
| | 076 | TOBACCO PRODUCTS TAX AND PENALTY AND INTEREST | | |
| | 001 | General Revenue Fund | <u>8 391 068 86</u> | 8 391 068 86 |
| | 207 | CIGARETTE AND TOBACCO TAX PERMIT FEES AND PENALTY | | |
| | 001 | General Revenue Fund | 256 588 20 | |
| | 120 | Omnibus Tax Clearance Fund | <u>289 342 81</u> | <u>545 931 01</u> |
| | | TOTAL 13 CIGARETTE AND TOBACCO—TAX AND LICENSES | | <u>186 908 763 86</u> |
| 14 | <u>ALCOHOLIC BEVERAGE—TAX AND LICENSES</u> | | | |
| | 080 | LIQUOR TAX | | |
| | 097 | Liquor Act Enforcement Fund | 1 780 910 22 | |
| | 120 | Omnibus Tax Clearance Fund | <u>16 222 416 16</u> | 18 003 326 38 |

TABLE NO. 3 CONTINUED
ANALYSIS OF CASH RECEIPTS
Year Ended August 31, 1970

Source From Which Cash Was Received And The Funds To Which Cash Was Credited

14 ALCOHOLIC BEVERAGE—TAX AND LICENSES (CONTINUED)

| | | | |
|-----|--|---------------|---------------------|
| 082 | WINE TAX | | |
| 097 | Liquor Act Enforcement Fund | \$ 206 175 62 | |
| 120 | Omnibus Tax Clearance Fund | 1 086 698 42 | \$ 1 292 874 04 |
| | | <hr/> | |
| 084 | ALE TAX (MALT LIQUOR) | | |
| 097 | Liquor Act Enforcement Fund | 4 682 17* | |
| 120 | Omnibus Tax Clearance Fund | 517 765 06 | 513 082 89 |
| | | <hr/> | |
| 090 | BEER TAX | | |
| 097 | Liquor Act Enforcement Fund | 2 998 203 65 | |
| 120 | Omnibus Tax Clearance Fund | 28 368 276 63 | 31 366 480 28 |
| | | <hr/> | |
| 208 | PRIVATE CLUB SERVICE FEE | | |
| 001 | General Revenue Fund | 3 467 517 12 | 3 467 517 12 |
| | | <hr/> | |
| 210 | LIQUOR PERMIT FEES | | |
| 001 | General Revenue Fund | 1 416 789 33 | |
| 120 | Omnibus Tax Clearance Fund | 764 335 54 | 2 181 124 87 |
| | | <hr/> | |
| 211 | WINE AND BEER PERMIT FEES | | |
| 120 | Omnibus Tax Clearance Fund | 907 703 79 | 907 703 79 |
| | | <hr/> | |
| | TOTAL 14 ALCOHOLIC BEVERAGE—TAX AND LICENSES | | <hr/> 57 732 109 37 |

15 SPECIAL MOTOR FUELS TAX

| | | | |
|-----|--|---------------|---------------------|
| 094 | SPECIAL MOTOR FUELS TAX AND PENALTY AND INTEREST | | |
| 060 | Highway Motor Fuel Tax Fund | 27 779 043 84 | |
| | | | |
| | TOTAL 15 SPECIAL MOTOR FUELS TAX | | <hr/> 27 779 043 84 |

* Deduction

**TABLE NO. 3 CONTINUED
ANALYSIS OF CASH RECEIPTS
Year Ended August 31, 1970**

Source From Which Cash Was Received And The Funds To Which Cash Was Credited

| | | | | |
|----|---|---|-------------------|--------------------------|
| 16 | <u>MOTOR FUEL TAX</u> | | | |
| | 110 | MOTOR FUEL GASOLINE TAX, PENALTY AND INTEREST | | |
| | 060 | Highway Motor Fuel Tax Fund | \$ 284 570 207 92 | |
| | | TOTAL 16 MOTOR FUEL TAX | | <u>\$ 284 570 207 92</u> |
| 17 | <u>FRANCHISE TAX</u> | | | |
| | 150 | FRANCHISE TAX AND PENALTY AND INTEREST | | |
| | 001 | General Revenue Fund | 110 275 772 87 | |
| | | TOTAL 17 FRANCHISE TAX | | <u>110 275 772 87</u> |
| 18 | <u>INSURANCE COMPANIES OCCUPATION TAX</u> | | | |
| | 155 | INSURANCE COMPANIES OCCUPATION TAX AND PENALTY AND INTEREST | | |
| | 120 | Omnibus Tax Clearance Fund | 54 452 408 45 | 54 452 408 45 |
| | 160 | INSURANCE COMPANIES WORKMENS COMPENSATION TAX | | |
| | 094 | Workmens Compensation Fund | 552 298 14 | <u>552 298 14</u> |
| | | TOTAL 18 INSURANCE COMPANIES OCCUPATION TAX | | <u>55 004 706 59</u> |
| 20 | <u>OTHER OCCUPATIONS TAX</u> | | | |
| | 056 | ADMISSION TAX AND PENALTY AND INTEREST | | |
| | 120 | Omnibus Tax Clearance Fund | 3 088 971 94 | 3 088 971 94 |
| | 172 | COIN DEVICE MACHINE TAX AND PENALTY | | |
| | 120 | Omnibus Tax Clearance Fund | 1 285 263 54 | <u>1 285 263 54</u> |
| | | TOTAL 20 OTHER OCCUPATIONS TAX | | <u>4 374 235 48</u> |

TABLE NO. 3 CONTINUED
ANALYSIS OF CASH RECEIPTS
Year Ended August 31, 1970

Source From Which Cash Was Received And The Funds To Which Cash Was Credited

22 **STORE LICENSES AND EXEMPTIONS**

200 **STORE AND EXEMPTION LICENSE FEES AND PENALTY**

001 General Revenue Fund

\$ 3 813 987 91

002 Available School Fund

1 278 489 54

\$ 5 092 477 45

300 **STORE AND EXEMPTION LICENSE SERVICE FEES**

001 General Revenue Fund

14 493 75

002 Available School Fund

4 841 00

19 334 75

301 **STORE AND EXEMPTION LICENSE FILING FEES**

062 Comptrollers Operating Fund

238 095 00

238 095 00

TOTAL 22 STORE LICENSES AND EXEMPTIONS

5 349 907 20

23 **LIMITED SALES, EXCISE AND USE TAX**

062 **LIMITED SALES AND USE TAX**

001 General Revenue Fund

546 009 439 98

546 009 439 98

063 **MOTOR FUEL LUBRICANT SALES TAX**

006 Highway Fund

2 697 372 00

2 697 372 00

066 **LIMITED SALES AND USE TAX, STATE DEPARTMENTS**

001 General Revenue Fund

1 355 414 73

1 355 414 73

TOTAL 23 LIMITED SALES, EXCISE AND USE TAX

550 062 226 71

TABLE NO. 3 CONTINUED
ANALYSIS OF CASH RECEIPTS

Year Ended August 31, 1970

Source From Which Cash Was Received And The Funds To Which Cash Was Credited

24

OTHER LICENSES AND FEES

| | | | |
|-------|---|---------------|-----------------|
| 157 | INSURANCE COMPANIES MAINTENANCE TAX AND PENALTY AND INTEREST | | |
| 010 | Motor Vehicle Insurance Fund | \$ 222 391 32 | |
| 013 | Fire Insurance Fund | 2 362 976 43 | |
| 014 | Compensation Insurance Fund | 800 757 10 | |
| 161 | Casualty Insurance Fund | 149 016 76 | |
| 162 | Title Insurance Fund | 24 403 29 | |
| 180 | Burial Association Rate Fund | 1 255 65 | \$ 3 560 800 55 |
| <hr/> | | | |
| 176 | BEDDING TAX | | |
| 001 | General Revenue Fund | 75 414 98 | 75 414 98 |
| <hr/> | | | |
| 206 | GROSS RECEIPT PERMIT FEES | | |
| 001 | General Revenue Fund | 273 00 | 273 00 |
| <hr/> | | | |
| 212 | OPERATORS AND CHAUFFEURS LICENSE FEES | | |
| 001 | General Revenue Fund | 3 940 265 82 | |
| 099 | Operators and Chauffeurs Fund | 7 897 899 93 | 11 838 165 75 |
| <hr/> | | | |
| 213 | AGRICULTURE DEPARTMENT LICENSE FEES | | |
| 001 | General Revenue Fund | 3 251 00 | |
| 023 | Department of Agriculture Fund | 362 309 10 | 365 560 10 |
| <hr/> | | | |
| 214 | HEALTH DEPARTMENT LICENSE FEES | | |
| 001 | General Revenue Fund | 131 140 00 | |
| 129 | Hospital Licensing Fund | 46 554 00 | 177 694 00 |
| <hr/> | | | |
| 215 | BEDDING PERMIT FEES | | |
| 001 | General Revenue Fund | 33 765 00 | 33 765 00 |
| <hr/> | | | |
| 220 | SECURITIES ACT REGISTRATION FEES | | |
| 001 | General Revenue Fund | 1 227 003 70 | 1 227 003 70 |
| <hr/> | | | |

TABLE NO. 3 CONTINUED
ANALYSIS OF CASH RECEIPTS
Year Ended August 31, 1970

Source From Which Cash Was Received And The Funds To Which Cash Was Credited

24 OTHER LICENSES AND FEES (CONTINUED)

| | | | |
|-----|---|-------------------|---------------|
| 221 | INSURANCE DEPARTMENT LICENSE AND REGISTRATION FEES | | |
| 085 | Insurance Agents License Fund | \$ 490 637 75 | |
| 093 | Managing General Agents Fund | 4 680 00 | |
| 103 | Credit Insurance Fund | 79 500 00 | |
| 119 | Fire Works License Fund | 27 371 34 | |
| 124 | Local Recording Agents and Solicitors License Fund | <u>74 828 53</u> | \$ 677 017 62 |
| 222 | MOTOR BUS PERMIT AND LICENSE FEES | | |
| 001 | General Revenue Fund | <u>98 604 03</u> | 98 604 03 |
| 223 | MOTOR CARRIER PERMIT LICENSE FEES AND FINES | | |
| 006 | Highway Fund | 42 312 50 | |
| 155 | Railroad Commission Operating Fund | <u>760 633 15</u> | 802 945 65 |
| 224 | PROFESSIONAL EXAMINATION AND REGISTRATION FEES | | |
| 001 | General Revenue Fund | 39 315 00 | |
| 024 | Psychologists Licensing Fund | 38 505 00 | |
| 035 | Veterinary Fund | 62 130 00 | |
| 040 | Barber Examiners Fund | 199 879 24 | |
| 055 | Medical Registration Fund | 200 679 00 | |
| 056 | Professional Engineers Fund | 122 410 85 | |
| 069 | Board of Landscape Architects Fund | 32 950 00 | |
| 075 | Registered Public Surveyors Fund | 21 003 00 | |
| 085 | Insurance Agents License Fund | 160 800 25 | |
| 086 | Dental REgistration Fund | 85 194 00 | |
| 088 | Board of Cosmetologists Fund | 442 701 38 | |
| 109 | Architects Registration Fund | 43 923 00 | |
| 124 | Local Recording Agents and Solicitors License Fund | <u>19 457 58</u> | |
| 140 | Chiropractic Examiners Fund | 27 170 00 | |
| 220 | Basic Science Examination Fund | 53 725 00 | |
| 266 | Vocational Nurse Examiners Fund | <u>130 380 00</u> | 1 680 223 30 |

TABLE NO. 3 CONTINUED
ANALYSIS OF CASH RECEIPTS
Year Ended August 31, 1970

Source From Which Cash Was Received And The Funds To Which Cash Was Credited

24 OTHER LICENSES AND FEES (CONTINUED)

| | | | |
|-----|---|----|------------------|
| 225 | HIGHER EDUCATION REGISTRATION FEES | | |
| 225 | University of Houston Current Fund | \$ | 2 865 099 82 |
| 226 | Pan American College Current Fund | | 490 457 24 |
| 227 | Angelo State University Current Fund | | 344 179 17 |
| 237 | James Connally Technical Institute Fund | | 173 800 47 |
| 242 | A & M University Current Fund | | 1 877 095 81 |
| 243 | Tarleton College Current Fund | | 248 020 14 |
| 244 | University of Texas at Arlington Current Fund | | 1 364 591 62 |
| 245 | Prairie View A & M College Current Fund | | 447 288 28 |
| 247 | Texas Southern University Current Fund | | 695 982 01 |
| 248 | University of Texas at Austin Current Fund | | 4 537 206 58 |
| 250 | University of Texas at El Paso Current Fund | | 1 291 255 00 |
| 253 | Texas Woman's University Current Fund | | 800 093 98 |
| 254 | Texas A & I University Current Fund | | 847 806 04 |
| 255 | Texas Technological College Current Fund | | 2 347 664 14 |
| 256 | Lamar College of Technology Current Fund | | 1 092 572 60 |
| 257 | East Texas State University Current Fund | | 981 884 71 |
| 258 | North Texas State University Current Fund | | 1 843 463 74 |
| 259 | Sam Houston University Current Fund | | 1 004 218 96 |
| 260 | Southwest Texas University Current Fund | | 1 056 921 06 |
| 261 | Stephen F. Austin University Current Fund | | 1 030 015 52 |
| 262 | Sul Ross University Current Fund | | 266 221 36 |
| 263 | West Texas State University Current Fund | | 747 693 00 |
| 264 | Midwestern University Current Fund | | 396 993 29 |
| 275 | Texas Maritime Academy Current Fund | | 20 417 00 |
| | | | \$ 26 770 941 54 |
| 226 | OTHER LICENSES, PERMITS AND REGISTRATION FEES | | |
| 001 | General Revenue Fund | | 550 312 22 |
| 033 | Sanitarians Registration and License Fund | | 4 930 00 |
| 034 | Optometry Fund | | 59 602 50 |
| 059 | Special Boat Fund | | 1 066 945 74 |
| 063 | Land and Water Recreation and Safety Fund | | 1 525 00 |

TABLE NO. 3 CONTINUED
ANALYSIS OF CASH RECEIPTS
Year Ended August 31, 1970

Source From Which Cash Was Received And The Funds To Which Cash Was Credited

24 OTHER LICENSES AND FEES (CONTINUED)

| | | | |
|------------|--|----|-----------------|
| 226 | OTHER LICENSES, PERMITS AND REGISTRATION FEES (Continued) | | |
| | 076 Prepaid Funeral Contract Fund | \$ | 6 850 00 |
| | 080 Land Office Permit Fee Fund | | 57 525 00 |
| | 114 Real Estate License Fund | | 492 331 00 |
| | 155 Railroad Commission Operating Fund | | 191 987 59 |
| | 409 Park Development Bonds Interest Sinking Fund | | 493 000 00 |
| | | | \$ 2 925 009 05 |
| 250 | CERTIFICATE OF TITLE FEES | | |
| | 006 Highway Fund | | 1 301 596 50 |
| | | | 1 301 596 50 |
| 251 | MOTOR VEHICLE INSPECTION AND CERTIFICATION FEES | | |
| | 274 Motor Vehicle Inspection Fund | | 3 299 924 50 |
| | | | 3 299 924 50 |
| 252 | AGRICULTURE DEPARTMENT INSPECTION AND CERTIFICATION FEES | | |
| | 001 General Revenue Fund | | 193 337 18 |
| | 023 Department of Agriculture Fund | | 601 256 83 |
| | | | 794 594 01 |
| 253 | BOILER INSPECTION FEES | | |
| | 001 General Revenue Fund | | 147 535 40 |
| | | | 147 535 40 |
| 254 | HEALTH DEPARTMENT INSPECTION FEES | | |
| | 001 General Revenue Fund | | 43 448 62 |
| | | | 43 448 62 |
| 255 | OTHER INSPECTION AND CERTIFICATION FEES | | |
| | 001 General Revenue Fund | | 20 00 |
| | 006 Highway Fund | | 1 716 53 |
| | 058 Feed Control Fund | | 670 728 32 |
| | 274 Motor Vehicle Inspection Fund | | 150 00 |
| | | | 672 614 85 |
| 304 | HIGHER EDUCATION STUDENT FEES | | |
| | 225 University of Houston Current Fund | | 155 683 06 |
| | 226 Pan American College Current Fund | | 24 479 10 |
| | 227 Angelo State University Current Fund | | 29 894 83 |

TABLE NO 3 CONTINUED
 ANALYSIS OF CASH RECEIPTS
 Year Ended August 31, 1970

Source From Which Cash Was Received And The Funds To Which Cash Was Credited

24 OTHER LICENSES AND FEES (CONTINUED)

304 HIGHER EDUCATION STUDENT FEES (Continued)

| | | | | |
|-----|---|----|--------------|-----------------|
| 237 | James Connally Technical Institute Fund | \$ | 18 210 00 | |
| 242 | A & M University Current Fund | | 198 723 00 | |
| 243 | Tarleton College Current Fund | | 38 225 35 | |
| 244 | University of Texas at Arlington Current Fund | | 62 912 00 | |
| 245 | Prairie View A & M College Current Fund | | 13 807 00 | |
| 247 | Texas Southern University Current Fund | | 54 151 56 | |
| 248 | University of Texas at Austin Current Fund | | 1 211 464 59 | |
| 250 | University of Texas at El Paso Current Fund | | 79 834 00 | |
| 253 | Texas Woman's University Current Fund | | 12 780 00 | |
| 254 | Texas A & I University Current Fund | | 59 365 10 | |
| 255 | Texas Technological College Current Fund | | 360 975 33 | |
| 256 | Lamar College of Technology Current Fund | | 62 695 90 | |
| 257 | East Texas State University Current Fund | | 212 124 72 | |
| 258 | North Texas State University Current Fund | | 268 655 70 | |
| 259 | Sam Houston University Current Fund | | 44 910 40 | |
| 260 | Southwest Texas University Current Fund | | 193 917 54 | |
| 261 | Stephen F. Austin University Current Fund | | 11 644 10 | |
| 262 | Sul Ross University Current Fund | | 57 468 15 | |
| 263 | West Texas State University Current Fund | | 141 911 40 | |
| 264 | Midwestern University Current Fund | | 36 133 89 | |
| 275 | Texas Maritime Academy Current Fund | | 368 00 | |
| | | | | \$ 3 350 334 72 |

306 EXAMINATION AND AUDIT FEES

| | | | | |
|-----|---|--|------------|--------------|
| 001 | General Revenue Fund | | 49 405 14 | |
| 026 | Unemployment Compensation Administration Fund | | 2 875 66 | |
| 039 | Commodity Distribution Fund | | 507 354 89 | |
| 054 | Insurance Examination Fund | | 773 949 58 | |
| 076 | Prepaid Funeral Contract Fund | | 8 555 00 | |
| | | | | 1 342 140 27 |

307 CITY SALES TAX SERVICE FEES

| | | | | |
|-----|----------------------|--|--------------|--------------|
| 001 | General Revenue Fund | | 2 500 403 01 | |
| | | | | 2 500 403 01 |

TABLE NO. 3 CONTINUED
ANALYSIS OF CASH RECEIPTS
Year Ended August 31, 1970

Source From Which Cash Was Received And The Funds To Which Cash Was Credited

24 OTHER LICENSES AND FEES (CONTINUED)

| | | | |
|-----|---|----|--------------|
| 310 | OTHER FILING, OFFICE AND SERVICE FEES | | |
| 001 | General Revenue Fund | \$ | 4 005 654 35 |
| 006 | Highway Fund | | 285 831 75 |
| 007 | State Building Fund | | 1 240 57 |
| 011 | Available University Fund | | 8 972 14 |
| 019 | Vital Statistics Fund | | 397 772 32 |
| 026 | Unemployment Compensation Administration Fund | | 5 934 04 |
| 036 | Insurance Commission Operating Fund | | 7 514 33 |
| 052 | Veterans Land Board Fund | | 165 647 36 |
| 061 | Commission for Rehabilitation Operating Fund | | 24 492 11 |
| 062 | Comptroller's Operating Fund | | 22 88 |
| 065 | Land Office Sale Fee Fund | | 99 512 84 |
| 095 | A & M University Mineral Investment Fund | | 1 00 |
| 099 | Operators and Chauffeurs Fund | | 2 620 581 86 |
| 100 | Treasury Fiscal Agency Fund | | 9 550 43 |
| 113 | Mutual Assessment Fund | | 2 475 00 |
| 114 | Real Estate License Fund | | 30 713 60 |
| 115 | Insurance Fee Fund | | 353 303 28 |
| 148 | Federal Health, Education and Welfare Fund | | 23 148 18 |
| 150 | Aircraft Fuel Tax Fund | | 626 50 |
| 226 | Pan American College Current Fund | | 21 433 54 |
| 227 | Angelo State University Current Fund | | 7 064 06 |
| 237 | Texas State Technical Institute Fund | | 1 900 00 |
| 245 | Prairie View A & M College Current Fund | | 7 168 26 |
| 247 | Texas Southern University Current Fund | | 130 853 76 |
| 248 | University of Texas at Austin Current Fund | | 51 905 03 |
| 254 | Texas A & I University Current Fund | | 13 588 15 |
| 256 | Lamar College of Technology Current Fund | | 72 728 31 |
| 258 | North Texas State University Current Fund | | 144 068 95 |
| 259 | Sam Houston University Current Fund | | 12 537 20 |
| 261 | Stephen F. Austin University Current Fund | | 24 968 71 |
| 262 | Sul Ross State University Current Fund | | 547 40 |

TABLE NO. 3 CONTINUED
ANALYSIS OF CASH RECEIPTS

Year Ended August 31, 1970

Source From Which Cash Was Received And The Funds To Which Cash Was Credited

24 OTHER LICENSES AND FEES (CONTINUED)

310 OTHER FILING, OFFICE AND SERVICE FEES (Continued)

| | | | | |
|-----|------------------------------------|----|------------|--|
| 264 | Midwestern University Current Fund | \$ | 56 915 44 | |
| 273 | Federal Health Fund | | 19 869 41 | |
| 274 | Motor Vehicle Inspection Fund | | 299 033 05 | |
| 276 | Veterans Land Fund, Division B | | 09 | |

\$ 8 907 575 90

TOTAL 24 OTHER LICENSES AND FEES

72 593 586 05

25 GAME AND FISH—LICENSES AND FEES

218 GAME AND FISH LICENSE FEES

| | | | | |
|-----|--------------------|--|--------------|--|
| 009 | Game and Fish Fund | | 6 107 918 62 | |
|-----|--------------------|--|--------------|--|

TOTAL 25 GAME AND FISH—LICENSES AND FEES

6 107 918 62

26 MOTOR VEHICLE LICENSE, REGISTRATIONS AND FEES

204 MOTOR VEHICLE REGISTRATION FEES

| | | | | |
|-----|--------------|--|----------------|--|
| 006 | Highway Fund | | 145 515 281 42 | |
|-----|--------------|--|----------------|--|

145 515 281 42

205 PERSONALIZED LICENSE PLATE FEES

| | | | | |
|-----|----------------------|--|------------|--|
| 001 | General Revenue Fund | | 373 236 00 | |
| 006 | Highway Fund | | 19 644 00 | |

392 880 00

216 TRUCK AND AUTOMOBILE PERMIT FEES

| | | | | |
|-----|--------------|--|--------------|--|
| 006 | Highway Fund | | 1 981 402 16 | |
|-----|--------------|--|--------------|--|

1 981 402 16

TOTAL 26 MOTOR VEHICLE LICENSE,
REGISTRATIONS AND FEES

147 889 563 58

TABLE NO. 3 CONTINUED
 ANALYSIS OF CASH RECEIPTS
 Year Ended August 31, 1970

Source From Which Cash Was Received And The Funds To Which Cash Was Credited

27 LAND SALES

400 PRINCIPAL ON LAND SALES

| | | | | |
|-----|---------------------------|----|------------|--|
| 001 | General Revenue Fund | \$ | 1 970 42 | |
| 006 | Highway Fund | | 75 457 74 | |
| 044 | Permanent School Fund | | 187 719 35 | |
| 045 | Permanent University Fund | | 4 616 00 | |

TOTAL 27 LAND SALES

\$ 269 763 51

28 OIL, GAS AND MINERAL ROYALTIES

402 OIL AND GAS ROYALTIES

| | | | | |
|-----|---|--|---------------|--|
| 006 | Highway Fund | | 39 00 | |
| 009 | Game and Fish Fund | | 5 843 54 | |
| 032 | Youth Council Mineral Fund | | 230 69 | |
| 044 | Permanent School Fund | | 27 883 617 29 | |
| 045 | Permanent University Fund | | 16 410 890 13 | |
| 095 | A & M University Mineral Investment Fund | | 2 230 30 | |
| 154 | Texas A & I Special Mineral Fund | | 19 913 38 | |
| 165 | Unemployment Compensation Administration Fund | | 14 47 | |
| 267 | Parks Board Mineral Fund | | 5 142 85 | |
| 270 | Hospital and Special Schools Mineral Fund | | 4 202 64 | |
| 272 | Board of Corrections Mineral Fund | | 267 552 65 | |
| 412 | Midwestern University Special Mineral Fund | | 2 913 30* | |

44 596 763 64

403 OTHER ROYALTIES

| | | | | |
|-----|---------------------------|--|------------|--|
| 009 | Game and Fish Fund | | 1 998 59 | |
| 044 | Permanent School Fund | | 26 356 29 | |
| 045 | Permanent University Fund | | 123 797 08 | |

152 151 96

TOTAL 28 OIL, GAS AND MINERAL ROYALTIES

44 748 915 60

* Deductions

TABLE NO. 3 CONTINUED
ANALYSIS OF CASH RECEIPTS
Year Ended August 31, 1970

Source From Which Cash Was Received And The Funds To Which Cash Was Credited

29 SAND, SHELL AND GRAVEL SALES

| | | | | | |
|-----|------------------------|---------------------------|--|----|--------------|
| 404 | SAND, SHELL AND GRAVEL | | | | |
| | 009 | Game and Fish Fund | | \$ | 1 246 400 52 |
| | 011 | Available University Fund | | | 9 454 11 |

TOTAL 29 SAND, SHELL AND GRAVEL SALES

\$ 1 255 854 63

30 REAL ESTATE, EQUIPMENT AND COMMODITIES SALES

405 BUILDING SALES

| | | | | | |
|-----|--------------|--|--|--|------------|
| 006 | Highway Fund | | | | |
| | | | | | 300 516 03 |

300 516 03

420 MACHINERY AND EQUIPMENT SALES

| | | | | | |
|-----|----------------------|---|--|--|------------|
| 001 | General Revenue Fund | | | | |
| | 006 | Highway Fund | | | 103 057 42 |
| | 009 | Game and Fish Fund | | | 57 542 08 |
| | 019 | Vital Statistics Fund | | | 66 181 23 |
| | 023 | Department of Agriculture Fund | | | 300 39 |
| | 026 | Unemployment Compensation Administration Fund | | | 3 296 67 |
| | 035 | Veterinary Fund | | | 10 782 69 |
| | 036 | Insurance Commission Operating Fund | | | 5 00 |
| | 039 | Commodity Distribution Fund | | | 120 00 |
| | 056 | Professional Engineers Fund | | | 1 05 |
| | 062 | Comptrollers Operating Fund | | | 302 02 |
| | 063 | Land and Water Recreation and Safety Fund | | | 7 231 35 |
| | 064 | State Parks Fund | | | 28 606 38 |
| | 088 | Board of Cosmetologists Fund | | | 1 673 95 |
| | 094 | Workmen's Compensation Fund | | | 991 77 |
| | 099 | Operators and Chauffeurs Fund | | | 326 26 |
| | 112 | Education Agency Operating Fund | | | 123 038 43 |
| | 114 | Real Estate License Fund | | | 994 11 |
| | 141 | Federal Adult Blind Fund | | | 174 52 |
| | 150 | Aircraft Fuel Tax Fund | | | 1 539 64 |
| | | | | | 200 00 |

TABLE NO. 3 CONTINUED
ANALYSIS OF CASH RECEIPTS
Year Ended August 31, 1970

Source From Which Cash Was Received And The Funds To Which Cash Was Credited

30 REAL ESTATE, EQUIPMENT AND COMMODITIES SALES (CONTINUED)

420 MACHINERY AND EQUIPMENT SALES (Continued)

| | | | |
|-----|---|-------------|---------------|
| 155 | Railroad Commission Operating Fund | \$ 2 125 62 | |
| 166 | Welfare Administration Operating Fund | 3 419 22 | |
| 220 | Basic Science Examination Fund | 238 42 | |
| 258 | North Texas State University Current Fund | 5 646 47 | |
| 273 | Federal Health Fund | 3 482 25 | |
| 274 | Motor Vehicle Inspection Fund | 255 271 54 | |
| | | | \$ 676 548 48 |

421 FARM, DAIRY AND GARDEN PRODUCTS SALES

| | | | |
|-----|---|------------|------------|
| 001 | General Revenue Fund | 330 911 75 | |
| 227 | Angelo State University Current Fund | 26 134 56 | |
| 243 | Tarleton College Current Fund | 105 020 88 | |
| 245 | Prairie View A & M College Current Fund | 2 256 06 | |
| 254 | Texas A & I University Current Fund | 48 083 58 | |
| 255 | Texas Technological College Current Fund | 45 409 19 | |
| 257 | East Texas State University Current Fund | 60 133 99 | |
| 259 | Sam Houston University Current Fund | 44 886 45 | |
| 260 | Southwest Texas University Current Fund | 48 571 10 | |
| 261 | Stephen F. Austin University Current Fund | 34 325 55 | |
| 263 | West Texas State University Current Fund | 52 044 47 | |
| | | | 797 777 58 |

422 PROCESSED PRODUCTS SALES

| | | | |
|-----|---|--------------|--------------|
| 001 | General Revenue Fund | 1 107 86 | |
| 156 | Industrial Revolving Fund | 1 056 283 98 | |
| 227 | Angelo State University Current Fund | 422 31 | |
| 243 | Tarleton College Current Fund | 440 75 | |
| 245 | Prairie View A & M College Current Fund | 13 533 48 | |
| 255 | Texas Technological College Current Fund | 2 112 58 | |
| 258 | North Texas State University Current Fund | 13 878 66 | |
| 260 | Southwest Texas University Current Fund | 62 690 07 | |
| | | | 1 150 469 69 |

TABLE NO. 3 CONTINUED
ANALYSIS OF CASH RECEIPTS
Year Ended August 31, 1970

Source From Which Cash Was Received And The Funds To Which Cash Was Credited

30

REAL ESTATE, EQUIPMENT AND COMMODITIES SALES (CONTINUED)

| | | | |
|-----|---|----|-----------------|
| 423 | PUBLICATION AND ADVERTISING SALES | | |
| 001 | General Revenue Fund | \$ | 49 674 88 |
| 003 | Textbook Fund | | 833 738 97 |
| 006 | Highway Fund | | 38 170 66 |
| 007 | State Building Fund | | 21 00 |
| 009 | Game and Fish Fund | | 215 350 20 |
| 035 | Veterinary Fund | | 180 43 |
| 036 | Insurance Commission Operating Fund | | 56 556 74 |
| 059 | Special Boat Fund | | 4 793 91 |
| 064 | State Parks Fund | | 90 |
| 088 | Board of Cosmetologists Fund | | 1 000 00 |
| 099 | Operators and Chauffeurs Fund | | 6 192 04 |
| 112 | Education Agency Operating Fund | | 8 763 60 |
| 114 | Real Estate License Fund | | 13 860 07 |
| 155 | Railroad Commission Operating Fund | | 19 239 46 |
| 248 | University of Texas at Austin Current Fund | | 476 621 36 |
| 266 | Vocational Nurse Examiners Fund | | 1 996 86 |
| 274 | Motor Vehicle Inspection Fund | | 9 628 85 |
| | | | \$ 1 735 789 93 |
| 424 | OPERATING SUPPLIES SALES | | |
| 006 | Highway Fund | | 3 697 27 |
| 226 | Pan American College Current Fund | | 2 766 00 |
| 255 | Texas Technological College Current Fund | | 389 03 |
| 260 | Southwest Texas University Current Fund | | 55 386 90 |
| | | | 62 239 20 |
| 425 | DORMITORY, CAFETERIA AND MERCHANDISE SALES | | |
| 001 | General Revenue Fund | | 1 854 545 39 |
| 064 | State Parks Fund | | 916 097 00 |
| 225 | University of Houston Current Fund | | 203 384 08 |
| 248 | University of Texas at Austin Current Fund | | 57 575 74 |
| 257 | East Texas State University Current Fund | | 4 375 72 |
| 258 | North Texas State University Current Fund | | 1 626 06 |
| | | | 3 037 603 99 |

TABLE NO. 3 CONTINUED
 ANALYSIS OF CASH RECEIPTS
 Year Ended August 31, 1970

Source From Which Cash Was Received And The Funds To Which Cash Was Credited

30 REAL ESTATE, EQUIPMENT AND COMMODITIES SALES (CONTINUED)

426 OTHER SALES

| | | | |
|-----|---|----|--------------|
| 001 | General Revenue Fund | \$ | 260 722 49 |
| 006 | Highway Fund | | 46 648 78 |
| 009 | Game and Fish Fund | | 6 495 37 |
| 023 | Department of Agriculture Fund | | 73 05 |
| 026 | Unemployment Compensation Administration Fund | | 1 244 79 |
| 036 | Insurance Commission Operating Fund | | 935 65 |
| 059 | Special Boat Fund | | 15 97 |
| 062 | Comptrollers Operating Fund | | 233 61 |
| 064 | State Parks Fund | | 38 00 |
| 076 | Prepaid Funeral Contract Fund | | 34 14 |
| 080 | Land Office Permit Fee Fund | | 788 00 |
| 099 | Operators and Chauffeurs Fund | | 248 50 |
| 112 | Education Agency Operating Fund | | 1 853 11 |
| 155 | Railroad Commission Operating Fund | | 56 47 |
| 156 | Industrial Revolving Fund | | 8 239 82 |
| 225 | University of Houston Operating Fund | | 200 609 70 |
| 242 | A & M University Current Fund | | 203 199 22 |
| 243 | Tarleton College Current Fund | | 19 937 11 |
| 248 | University of Texas at Austin Current Fund | | 39 352 12 |
| 254 | Texas A & I University Current Fund | | 69 396 92 |
| 255 | Texas Technological College Current Fund | | 209 042 54 |
| 257 | East Texas State University Current Fund | | 106 998 93 |
| 258 | North Texas State University Current Fund | | 71 701 04 |
| 259 | Sam Houston University Current Fund | | 5 133 75 |
| 260 | Southwest Texas University Current Fund | | 6 441 20 |
| 261 | Stephen F. Austin University Current Fund | | 7 647 08 |
| 262 | Sul Ross College Current Fund | | 62 104 81 |
| 263 | West Texas State University Current Fund | | 309 428 39 |
| 264 | Midwestern University Current Fund | | 9 307 73 |
| 273 | Federal Health Fund | | 116 72 |
| 274 | Motor Vehicle Inspection Fund | | 169 80 |
| | | \$ | 1 648 214 81 |

TOTAL 30 REAL ESTATE, EQUIPMENT AND
 COMMODITIES SALES

9 409 159 71

TABLE NO. 3 CONTINUED
ANALYSIS OF CASH RECEIPTS
Year Ended August 31, 1970

Source From Which Cash Was Received And The Funds To Which Cash Was Credited

31 MINERAL LEASES, RENTALS AND BONUSES

440 MINERAL LEASE AND PROSPECT RENTALS

| | | |
|-----|--|---------------|
| 004 | Pan American College Mineral Fund | \$ 2 659 00 |
| 009 | Special Game and Fish Fund | 8 000 00 |
| 011 | Available University Fund | 29 147 30 |
| 044 | Permanent School Fund | 14 914 526 14 |
| 045 | Permanent University Fund | 2 273 949 84 |
| 095 | A & M University Mineral Investment Fund | 2 135 05 |
| 270 | Hospitals and Special Schools Mineral Fund | 948 79 |
| 272 | Board of Corrections Mineral Fund | 102 340 87 |

TOTAL 31 MINERAL LEASES, RENTALS AND BONUSES

\$ 17 333 706 99

32 SURFACE RENTALS, LEASES AND EASEMENTS

441 RENTAL LANDS AND BUILDINGS

| | | |
|-----|---|-----------|
| 001 | General Revenue Fund | 99 924 49 |
| 002 | Available School Fund | 26 562 52 |
| 006 | Highway Fund | 576 70 |
| 007 | State Building Fund | 57 798 00 |
| 011 | Available University Fund | 1 000 00 |
| 036 | Insurance Commission Operating Fund | 428 50 |
| 165 | Unemployment Compensation Administration Fund | 4 716 00 |
| 225 | University of Houston Current Fund | 1 150 00 |
| 243 | Tarleton College Current Fund | 8 696 82 |
| 247 | Texas Southern University Current Fund | 1 514 13 |
| 248 | University of Texas at Austin Current Fund | 85 574 63 |
| 257 | East Texas State University Current Fund | 3 596 35 |
| 258 | North Texas State University Current Fund | 4 936 57 |
| 259 | Sam Houston University Current Fund | 4 812 64 |
| 261 | Stephen F. Austin University Current Fund | 550 00 |

301 837 35

442 RENTAL EQUIPMENT

| | | |
|-----|--|----------|
| 001 | General Revenue Fund | 7 322 50 |
| 255 | Texas Technological College Current Fund | 734 44 |

8 056 94

TABLE NO. 3 CONTINUED
ANALYSIS OF CASH RECEIPTS
Year Ended August 31, 1970

Source From Which Cash Was Received And The Funds To Which Cash Was Credited

32 SURFACE RENTALS, LEASES AND EASEMENTS (CONTINUED)

443 OTHER RENTALS, LEASES AND EASEMENTS

| | | | |
|-----|---|----|------------|
| 001 | General Revenue Fund | \$ | 22 033 64 |
| 002 | Available School Fund | | 123 524 26 |
| 006 | Highway Fund | | 15 678 54 |
| 009 | Game and Fish Fund | | 85 262 62 |
| 011 | Available University Fund | | 946 822 07 |
| 026 | Unemployment Compensation Administration Fund | | 6 000 00 |
| 044 | Permanent School Fund | | 5 00 |
| 045 | Permanent University Fund | | 28 241 76 |
| 064 | State Parks Fund | | 1 950 00 |
| 099 | Operators and Chauffeurs Fund | | 271 80 |
| 166 | Welfare Administration Operating Fund | | 349 92 |
| 272 | Board of Corrections Mineral Fund | | 15 147 33 |
| 274 | Motor Vehicle Inspection Fund | | 388 30 |

\$ 1 245 675 24

TOTAL 32 SURFACE RENTALS, LEASES AND
EASEMENTS

1 555 569 53

33 INTEREST ON DEPOSITS

500 INTEREST ON STATE DEPOSITS

| | | |
|-----|--|--------------|
| 001 | General Revenue Fund | 7 041 337 08 |
| 002 | Available School Fund | 501 784 42 |
| 003 | Textbook Fund | 21 882 21 |
| 005 | Confederate Pension Fund | 52 190 02 |
| 006 | Highway Fund | 3 898 471 00 |
| 007 | State Building Fund | 36 066 23 |
| 011 | Available University Fund | 230 320 58 |
| 015 | Available Lunatic Asylum Fund | 64 95 |
| 016 | Available Deaf and Dumb Institute Fund | 92 98 |
| 017 | Available Blind Institute Fund | 76 39 |
| 018 | Available Orphans Home Fund | 71 19 |

TABLE NO. 3 CONTINUED
ANALYSIS OF CASH RECEIPTS
Year Ended August 31, 1970

Source From Which Cash Was Received And The Funds To Which Cash Was Credited

33 INTEREST ON DEPOSITS (CONTINUED)

| | | |
|-----|--|--------------|
| 500 | INTEREST ON STATE DEPOSITS (Continued) | |
| 021 | Trust Account-Federal Aid-Highway Act Fund | \$ 4 566 80 |
| 026 | Unemployment Compensation Administration Fund | 23 728 29 |
| 028 | Federal Old Age Assistance Fund | 2 11 |
| 030 | Education Agency-Driver Education Fund | 43 159 00 |
| 037 | Federal Child Welfare Services Fund | 19 870 66 |
| 047 | A & M University Available Fund | 367 062 04 |
| 057 | County and Road District Highway Fund | 136 679 81 |
| 092 | Federal Disaster Fund | 658 02 |
| 117 | Federal Public Welfare Administration Fund | 1 045 144 81 |
| 118 | Federal Public Library Service Fund | 35 623 87 |
| 127 | Federal Economic Opportunity Fund | 856 76 |
| 134 | Federal Older Americans Fund | 3 878 53 |
| 135 | Federal Mental Health Fund | 20 44 |
| 141 | Federal Adult Blind Fund | 4 570 25 |
| 148 | Federal Health, Education and Welfare Fund | 147 739 54 |
| 169 | Federal Veterans Education Fund | 2 857 26 |
| 171 | Federal School Lunch Fund | 8 460 01 |
| 186 | College Building Fund 1948-1957 | 118 46 |
| 190 | Veterans Land Fund, Division A | 1 267 58 |
| 194 | Tarleton College Building Fund | 18 38 |
| 195 | University of Texas at Arlington Building Fund | 25 97 |
| 196 | Texas Woman's University Building Fund | 30 26 |
| 197 | Texas A & I University Building Fund | 4 22 |
| 198 | University of Texas at El Paso Building Fund | 19 42 |
| 199 | Texas Technological College Building Fund | 17 73 |
| 200 | East Texas University Building Fund | 33 04 |
| 201 | North Texas State University Building Fund | 6 14 |
| 202 | Sam Houston State University Building Fund | 170 44 |
| 203 | Southwest Texas University Building Fund | 9 29 |
| 204 | Stephen F. Austin University Building Fund | 548 88 |
| 205 | Sul Ross University Building Fund | 35 71 |
| 206 | West Texas State University Building Fund | 20 66 |
| 207 | Prairie View A & M College Building Fund | 63 |
| 211 | University of Texas Interest and Sinking Fund | 11 768 80 |

TABLE NO. 3 CONTINUED
ANALYSIS OF CASH RECEIPTS
Year Ended August 31, 1970

Source From Which Cash Was Received And The Funds To Which Cash Was Credited

33 INTEREST ON DEPOSITS (CONTINUED)

500 INTEREST ON STATE DEPOSITS (Continued)

| | | |
|-----|--|-------------|
| 212 | A & M Main University Interest and Sinking Fund | \$ 4,074.47 |
| 219 | Federal Higher Education Fund | 11,909.41 |
| 221 | Federal Civil Defense and Disaster Relief Fund | 1,975.83 |
| 222 | Department Public Safety Federal Fund | 479.17 |
| 223 | Federal Land and Water Conservation Fund | 17,202.98 |
| 224 | Governors Office Federal Projects Fund | 11,454.18 |
| 270 | Hospitals and Special Schools Mineral Fund | 320.96 |
| 273 | Federal Health Fund | 23,755.66 |
| 276 | Veterans Land Fund, Division B | 5,745.01 |
| 300 | College Building Fund 1958-1967 | 644.82 |
| 301 | Texas Southern University Allocation Fund 1958-1967 | 130.36 |
| 306 | Texas Woman's University Allocation Fund 1958-1967 | 151.28 |
| 309 | Texas A & I University Allocation Fund | 20.17 |
| 312 | Texas Technological College Allocation Fund 1958-1967 | 134.97 |
| 315 | Lamar College of Technology Allocation Fund 1958-1967 | 268.92 |
| 320 | North Texas State University Allocation Fund 1958-1967 | 462.25 |
| 323 | East Texas State University Allocation Fund 1958-1967 | 175.67 |
| 324 | Sam Houston University Allocation Fund 1958-1967 | 202.00 |
| 325 | Southwest State University Allocation Fund 1958-1967 | 48.48 |
| 326 | Stephen F. Austin University Allocation Fund 1958-1967 | 119.40 |
| 327 | Sul Ross State University Allocation Fund 1958-1967 | 63.67 |
| 328 | West Texas State University Allocation Fund 1958-1967 | 145.59 |

TABLE NO. 3 CONTINUED
ANALYSIS OF CASH RECEIPTS
Year Ended August 31, 1970

Source From Which Cash Was Received And The Funds To Which Cash Was Credited

33 **INTEREST ON DEPOSITS (CONTINUED)**

| | | |
|------------|--|------------|
| 500 | INTEREST ON STATE DEPOSITS (Continued) | |
| 350 | Water Development Clearance Fund | 6 737 06 |
| 375 | Veterans Land Fund, Division C | 8 706 29 |
| 387 | Texas Opportunity Plan Fund | 112 333 29 |
| 388 | College Student Loan Bonds Interest and Sinking Fund | 31 043 72 |
| 389 | College Building Fund | 428 301 57 |
| 390 | University of Texas at Arlington 1966-1977 Building Bond Sinking Fund | 31 993 07 |
| 391 | Texas Technological College 1966-1977 Building Bond Sinking Fund | 28 068 85 |
| 392 | North Texas State University 1966-1977 Building Bond Sinking Fund | 22 893 85 |
| 393 | Lamar State College 1966-1977 Building Bond Sinking Fund | 16 191 80 |
| 394 | Texas A & I University 1966-1977 Building Bond Sinking Fund | 7 014 82 |
| 395 | Texas Woman's University 1966-1977 Building Bond Sinking Fund | 4 534 81 |
| 396 | Texas Southern University 1966-1977 Building Bond Sinking Fund | 5 403 17 |
| 397 | Midwestern University 1966-1977 Building Bond Sinking Fund | 5 754 06 |
| 398 | University of Houston 1966-1977 Building Bond Sinking Fund | 32 211 66 |
| 399 | Pan American College 1966-1977 Building Bond Sinking Fund | 4 540 99 |
| 400 | East Texas State University 1966-1977 Building Bond Sinking Fund | 9 084 11 |
| 401 | Sam Houston State University 1966-1977 Building Bond Sinking Fund | 7 641 90 |
| 402 | Southwest Texas State University 1966-1977 Building Bond Sinking Fund | 9 715 95 |
| 403 | West Texas State University 1966-1977 Building Bond Sinking Fund | 6 679 29 |

TABLE NO. 3 CONTINUED
ANALYSIS OF CASH RECEIPTS
Year Ended August 31, 1970

Source from Which Cash Was Received And The Funds To Which Cash Was Credited

33 INTEREST ON DEPOSITS (CONTINUED)

| | | | |
|-----|--|----|---------------|
| 500 | INTEREST ON STATE DEPOSITS (Continued) | | |
| 404 | Stephen F. Austin State University 1966-1977 Building Bond Sinking Fund | \$ | 7,807.09 |
| 405 | Sul Ross State University 1966-1977 Building Bond Sinking Fund | | 2,252.15 |
| 406 | Angelo State University 1966-1977 Building Bond Sinking Fund | | 3,737.69 |
| 407 | State Senior Colleges 1966-1977 Building Bond Sinking Fund | | 1,865.19 |
| 408 | Texas Park Development Fund | | 3,353.01 |
| 409 | Park Development Bond Int Sinking Fund | | 884.45 |
| 410 | Veterans Land Fund, Division D, Series 1968 | | 3,825.74 |
| 411 | Veterans Land Bond Fund, Division D, Reserve Series 1968 | | 24.98 |
| 413 | Veterans Land Fund, Division D, Series 1968A | | 30,555.93 |
| | | \$ | 14,553,972.60 |
| 501 | INTEREST ON COUNTY DEPOSITS | | |
| 002 | Available School Fund | | 195.92 |
| 005 | Confederate Pension Fund | | 12.95 |
| 389 | College Building Fund 1966-1977 | | 64.75 |
| | | | 273.62 |
| 502 | INTEREST ON LOCAL DEPOSITS | | |
| 225 | University of Houston Current Fund | | 30,184.89 |
| 226 | Pan American College Current Fund | | 82.20 |
| 227 | Angelo State University Current Fund | | 4,089.05 |
| 242 | A & M University Current Fund | | 32,178.02 |
| 243 | Tarleton College Current Fund | | 8,446.25 |
| 245 | Prairie View A & M College Current Fund | | 10,000.04 |
| 255 | Texas Technological College Current Fund | | 49,547.96 |
| 256 | Lamar State College of Technology Current Fund | | 7,863.02 |
| 257 | East Texas State University Current Fund | | 32,500.08 |
| 259 | Sam Houston University Current Fund | | 5,338.22 |
| 260 | Southwest Texas University Current Fund | | 25,835.69 |

TABLE NO. 3 CONTINUED
ANALYSIS OF CASH RECEIPTS
Year Ended August 31, 1970

Source From Which Cash Was Received And The Funds To Which Cash Was Credited

33 INTEREST ON DEPOSITS (CONTINUED)

| | | | | |
|-----|---|--|--------------|---------------|
| 502 | INTEREST ON LOCAL DEPOSITS (Continued) | | | |
| 261 | Stephen F. Austin University Current Fund | | \$ 18 749 96 | |
| 263 | West Texas State University Current Fund | | 12 500 05 | |
| 264 | Midwestern University Current Fund | | 16 828 77 | |
| 275 | Texas Maritime Academy Current Fund | | 2 547 93 | |
| | | | | \$ 256 692 13 |
| | TOTAL 33 INTEREST ON DEPOSITS | | | 14 810 938 35 |

34 INTEREST ON SECURITIES OWNED

| | | | | |
|-----|---|--|---------------|---------------|
| 510 | INTEREST ON INVESTMENT BONDS | | | |
| 002 | Available School Fund | | 24 549 336 48 | |
| 007 | State Building Fund | | 163 125 00 | |
| 011 | Available University Fund | | 18 393 559 50 | |
| 015 | Available Lunatic Asylum Fund | | 6 422 50 | |
| 016 | Available Deaf and Dumb Institute Fund | | 6 682 50 | |
| 017 | Available Blind Institute Fund | | 7 136 26 | |
| 018 | Available Orphans Home Fund | | 2 741 26 | |
| 096 | A & M University Mineral Income Fund | | 17 390 70 | |
| 190 | Veterans Land Fund, Division A | | 553 188 88 | |
| 276 | Veterans Land Fund, Division B | | 1 681 780 12 | |
| 350 | Water Development Clearance Fund | | 3 274 309 99 | |
| 375 | Veterans Land Fund, Division C | | 1 017 115 08 | |
| 387 | Texas Opportunity Plan Fund | | 228 382 02 | |
| 388 | College Student Loan Bonds Interest and Sinking Fund | | 526 079 00 | |
| 408 | Texas Park Development Fund | | 75 093 76 | |
| 409 | Park Development Bonds Interest Sinking Fund | | 42 468 76 | |
| 410 | Veterans Land Fund, Division D, Series 1968 | | 66 062 50 | |
| 413 | Veterans Land Fund, Division D, Series 1968A | | 135 265 63 | |
| | | | | 50 746 139 94 |
| 511 | DIVIDENDS ON CORPORATE STOCK | | | |
| 002 | Available School Fund | | 8 932 936 99 | |
| 011 | Available University Fund | | 7 688 100 83 | |
| | | | | 16 621 037 82 |

TABLE NO. 3 CONTINUED
ANALYSIS OF CASH RECEIPTS
Year Ended August 31, 1970

Source From Which Cash Was Received And The Funds To Which Cash Was Credited

34 INTEREST ON SECURITIES OWNED (CONTINUED)

516 ACCRUED INTEREST AND PREMIUMS ON SALE OF STATE BONDS

| | | | |
|-----|---------------------------------|------------------|---------------|
| 011 | Available University Fund | \$ 52 688 99 | |
| 047 | A & M University Available Fund | 36 442 38 | |
| 387 | Texas Opportunity Plan Fund | <u>75 778 70</u> | \$ 164 910 07 |

TOTAL 34 INTEREST ON SECURITIES OWNED

67 532 087 83

35 INTEREST ON LAND SALES

515 INTEREST ON LAND SALES

| | | | |
|-----|--|-------------------|--|
| 002 | Available School Fund | 137 717 98 | |
| 190 | Veterans Land Fund, Division A | 242 336 60 | |
| 276 | Veterans Land Fund, Division B | 1 292 856 24 | |
| 375 | Veterans Land Fund, Division C | 3 419 539 77 | |
| 410 | Veterans Land Fund, Division D, Series 1968 | 1 534 568 30 | |
| 413 | Veterans Land Fund, Division D, Series 1968A | <u>678 602 32</u> | |

TOTAL 35 INTEREST ON LAND SALES

7 305 621 21

36 MISCELLANEOUS INTEREST

517 OTHER INTEREST

| | | | |
|-----|---------------------------|------------------|--|
| 001 | General Revenue Fund | 39 609 45 | |
| 002 | Available School Fund | 16 442 50 | |
| 011 | Available University Fund | <u>10 013 13</u> | |

TOTAL 36 MISCELLANEOUS INTEREST

66 065 08

37 PAY PATIENT COLLECTIONS

303 SUPPORT AND MAINTENANCE FEES

| | | | |
|-----|----------------------|---------------------|--|
| 001 | General Revenue Fund | <u>9 134 656 90</u> | |
|-----|----------------------|---------------------|--|

TOTAL 37 PAY PATIENT COLLECTIONS

9 134 656 90

TABLE NO 3 CONTINUED
ANALYSIS OF CASH RECEIPTS
Year Ended August 31, 1970

Source From Which Cash Was Received And The Funds To Which Cash Was Credited

38 OTHER MISCELLANEOUS REVENUE

| | | | | |
|-----|-----------------------|---|--------------|--------------|
| 550 | COURT COST | | | |
| | 001 | General Revenue Fund | \$ 38 296 50 | |
| | 009 | Game and Fish Fund | 15 395 92 | |
| | 026 | Unemployment Compensation Administration Fund | 9 815 11 | |
| | 059 | Special Boat Fund | 414 08 | \$ 63 921 61 |
| | | | <hr/> | |
| 551 | OTHER PENALTIES | | | |
| | 009 | Game and Fish Fund | 316 844 46 | |
| | 059 | Special Boat Fund | 87 924 30 | |
| | 165 | Unemployment Compensation Administration Fund | 417 322 07 | 822 090 83 |
| | | | <hr/> | |
| 555 | CONFISCATIONS | | | |
| | 001 | General Revenue Fund | 16 786 39 | |
| | 009 | Game and Fish Fund | 13 409 41 | |
| | 067 | Confiscated Liquor Fund | 5 437 34 | 35 633 14 |
| | | | <hr/> | |
| 560 | JUDGMENTS | | | |
| | 001 | General Revenue Fund | 127 415 52 | |
| | 276 | Veterans Land Fund, Division B | 13 635 86 | 141 051 38 |
| | | | <hr/> | |
| 561 | INTEREST ON JUDGMENTS | | | |
| | 001 | General Revenue Fund | 71 10 | |
| | 276 | Veterans Land Fund, Division B | 8 904 38 | 8 975 48 |
| | | | <hr/> | |
| 562 | ESCHEATED ESTATES | | | |
| | 001 | General Revenue Fund | 155 453 19 | |
| | 002 | Available School Fund | 219 494 25 | |
| | 152 | Escheat Expense and Reimbursement Fund | 65 903 69 | |
| | 164 | Conservators Expense Fund | 53 635 46 | 494 486 59 |
| | | | <hr/> | |
| 563 | FORFEITURES | | | |
| | 001 | General Revenue Fund | 881 53 | |
| | 006 | Highway Fund | 31 780 42 | |

TABLE NO. 3 CONTINUED
ANALYSIS OF CASH RECEIPTS
Year Ended August 31, 1970

Source From Which Cash Was Received And The Funds To Which Cash Was Credited

38 OTHER MISCELLANEOUS REVENUE (CONTINUED)

| | | | | |
|-----|---|----|------------|--------------|
| 563 | FORFEITURES (Continued) | | | |
| | 009 Game and Fish Fund | \$ | 20 10 | |
| | 099 Operators and Chauffeurs Fund | | 13 20 | |
| | 190 Veterans Land Fund Division A | | 150 00 | |
| | 256 Lamar College of Technology Current Fund | | 22 97 | |
| | 274 Motor Vehicle Inspection Fund | | 15 30 | |
| | | | <hr/> | \$ 32 883 52 |
| 564 | INSURANCE AND DAMAGES | | | |
| | 001 General Revenue Fund | | 6 619 48 | |
| | 006 Highway Fund | | 504 300 95 | |
| | 007 State Building Fund | | 201 14 | |
| | 009 Game and Fish Fund | | 1 572 52 | |
| | 023 Department of Agriculture Fund | | 76 23 | |
| | 026 Unemployment Compensation Administration Fund | | 55 97 | |
| | 063 Land and Water Recreation and Safety Fund | | 1 391 36 | |
| | 064 State Parks Fund | | 109 70 | |
| | 083 Donated Commodity Distribution Fund | | 9 616 66 | |
| | 088 Board of Cosmetologists Fund | | 1 695 90 | |
| | 099 Operators and Chauffeurs Fund | | 13 218 40 | |
| | 155 Railroad Commission Operating Fund | | 135 85 | |
| | 166 Welfare Administration Operating Fund | | 694 45 | |
| | 259 Sam Houston University Current Fund | | 749 28 | |
| | 273 Federal Health Fund | | 387 24 | |
| | 274 Motor Vehicle Inspection Fund | | 10 660 57 | |
| | | | <hr/> | 551 485 70 |
| 565 | WARRANTS VOIDED BY STATUTE OF LIMITATION | | | |
| | 001 General Revenue Fund | | 13 559 19 | |
| | 002 Available School Fund | | 2 673 00 | |
| | 005 Confederate Pension Fund | | 160 00 | |
| | 006 Highway Fund | | 306 59 | |
| | 009 Game and Fish Fund | | 282 04 | |
| | 011 Available University Fund | | 732 69 | |

TABLE NO. 3 CONTINUED
ANALYSIS OF CASH RECEIPTS
Year Ended August 31, 1970

Source From Which Cash Was Received And The Funds To Which Cash Was Credited

38

OTHER MISCELLANEOUS REVENUE (CONTINUED)

| | | | |
|-----|--|----|-----------|
| 565 | WARRANTS VOIDED BY STATUTE OF LIMITATION (Continued) | | |
| 019 | Vital Statistics Fund | \$ | 1 932 06 |
| 023 | Department of Agriculture Fund | | 41 94 |
| 026 | Unemployment Compensation Administration Fund | | 129 11 |
| 027 | Old Age Assistance Fund | | 12 235 25 |
| 028 | Federal Old Age Assistance Fund | | 37 760 75 |
| 037 | Federal Child Welfare Service Fund | | 395 06 |
| 060 | Highway Motor Fuel Tax Fund | | 4 457 83 |
| 064 | State Parks Fund | | 62 55 |
| 097 | Liquor Act Enforcement Fund | | 100 99 |
| 099 | Operators and Chauffeurs Fund | | 846 47 |
| 101 | State Disabled Assistance Fund | | 709 67 |
| 111 | Federal Disabled Assistance Fund | | 2 281 33 |
| 112 | Education Agency Operating Fund | | 161 90 |
| 114 | Real Estate License Fund | | 26 95 |
| 117 | Federal Public Welfare Administration Fund | | 801 43 |
| 118 | Federal Public Library Service Fund | | 56 44 |
| 121 | Blind Assistance Fund | | 153 61 |
| 122 | Children Assistance Fund | | 617 45 |
| 131 | Federal Blind Assistance Fund | | 472 39 |
| 132 | Federal Children Assistance Fund | | 2 824 55 |
| 148 | Federal Health, Education & Welfare Fund | | 1 818 99 |
| 149 | Medical Assistance Fund | | 18 67 |
| 153 | Water Quality Fund | | 173 79 |
| 159 | Federal Medical Assistance Fund | | 37 33 |
| 165 | Unemployment Compensation Administration Fund | | 32 07 |
| 166 | Welfare Administration Operating Fund | | 272 00 |
| 225 | University of Houston Current Fund | | 55 38 |
| 226 | Pan American College Current Fund | | 29 64 |
| 242 | A & M University Current Fund | | 22 80 |
| 244 | University of Texas at Arlington Current Fund | | 39 86 |
| 245 | Prairie View A & M College Current Fund | | 38 64 |
| 247 | Texas Southern University Current Fund | | 38 93 |
| 248 | University of Texas at Austin Current Fund | | 216 75 |

TABLE NO. 3 CONTINUED
ANALYSIS OF CASH RECEIPTS
 Year Ended August 31, 1970

Source From Which Cash Was Received And The Funds To Which Cash Was Credited

38 OTHER MISCELLANEOUS REVENUE (CONTINUED)

| | | | |
|------------|---|---------------|--------------|
| 565 | WARRANTS VOIDED BY STATUTE OF LIMITATION (Continued) | | |
| 250 | University of Texas at El Paso Current Fund | \$ 146 72 | |
| 253 | Texas Woman's University Current Fund | 91 | |
| 254 | Texas A & I University Current Fund | 64 27 | |
| 255 | Texas Technological College Current Fund | 150 50 | |
| 256 | Lamar College of Technology Current Fund | 21 32 | |
| 257 | East Texas State University Current Fund | 35 00 | |
| 258 | North Texas State University Current Fund | 886 45 | |
| 260 | Southwest Texas University Current Fund | 90 | |
| 261 | Stephen F. Austin University Current Fund | 280 30 | |
| 262 | Sul Ross State University Current Fund | 3 91 | |
| 263 | West Texas State University Current Fund | 20 32 | |
| 273 | Federal Health Fund | 2 708 15 | |
| 274 | Motor Vehicle Inspection Fund | 103 18 | |
| 387 | Texas Opportunity Plan Fund | 2 872 00 | |
| | | | \$ 93 870 02 |
| 566 | JUDGES RETIREMENT CONTRIBUTION | | |
| 001 | General Revenue Fund | 258 341 37 | 258 341 37 |
| 570 | OTHER MISCELLANEOUS GOVERNMENTAL REVENUE | | |
| 001 | General Revenue Fund | 601 759 55 | |
| 006 | Highway Fund | 23 017 02 | |
| 009 | Game and Fish Fund | 1 185 84 | |
| 026 | Unemployment Compensation Administration Fund | 61 76 | |
| 044 | Permanent School Fund | 799 229 62 | |
| 045 | Permanent University Fund | 11 745 303 27 | |
| 058 | Feed Control Fund | 100 18 | |
| 059 | Special Boat Fund | 18 75 | |
| 064 | State Parks Fund | 372 58 | |
| 088 | Board of Cosmetologists Fund | 3 40 | |
| 099 | Operators and Chauffeurs Fund | 6 60 | |
| 117 | Federal Public Welfare Administration Fund | 8 198 35 | |
| 118 | Federal Public Library Service Fund | 33 46 | |
| 166 | Welfare Administration Operating Fund | 2 348 95* | |

* Deduction

TABLE NO. 3 CONTINUED
ANALYSIS OF CASH RECEIPTS
Year Ended August 31, 1970

Source From Which Cash Was Received And The Funds To Which Cash Was Credited

38 OTHER MISCELLANEOUS REVENUE (CONTINUED)

570 OTHER MISCELLANEOUS GOVERNMENTAL REVENUE (Continued)

| | | | | |
|-----|---|----|------------|------------------|
| 167 | Welfare Assistance Operating Fund | \$ | 3 431 00 | |
| 225 | University of Houston Current Fund | | 39 626 67 | |
| 242 | A & M University Current Fund | | 90 20* | |
| 243 | Tarleton College Current Fund | | 10 698 00 | |
| 250 | University of Texas at El Paso Current Fund | | 135 050 00 | |
| 254 | Texas A & I University Current Fund | | 16 914 45 | |
| 257 | East Texas State University Current Fund | | 50 749 49 | |
| 258 | North Texas State University Current Fund | | 52 574 45 | |
| 259 | Sam Houston University Current Fund | | 11 363 92 | |
| 273 | Federal Health Fund | | 32 75 | |
| 276 | Veterans Land Fund, Division B | | 263 000 00 | |
| 350 | Water Development Clearance Fund | | 2 914 93 | |
| 375 | Veterans Land Board Fund, Division C | | 95 000 00 | |
| | | | | \$ 13 858 206 89 |

TOTAL 38 OTHER MISCELLANEOUS REVENUE

16 360 946 53

39 FEDERAL GRANTS-HIGHWAYS

530 FEDERAL GRANTS-HIGHWAYS

| | | | | |
|-----|--------------|--|-----------------------|--|
| 006 | Highway Fund | | <u>229 101 855 15</u> | |
|-----|--------------|--|-----------------------|--|

TOTAL 39 FEDERAL GRANTS-HIGHWAYS

229 101 855 15

40 FEDERAL GRANTS-PUBLIC HEALTH

530 FEDERAL GRANTS-PUBLIC HEALTH

| | | | | |
|-----|------------------------------------|--|---------------|--|
| 006 | Highway Fund (Dept. Public Safety) | | 24 323 46 | |
| 153 | Water Quality Control Board | | 484 291 00 | |
| 273 | Federal Health Fund | | 12 610 176 01 | |

TOTAL 40 FEDERAL GRANTS-PUBLIC HEALTH

13 118 790 47

* Deduction

TABLE NO. 3 CONTINUED
ANALYSIS OF CASH RECEIPTS
 Year Ended August 31, 1970

Source From Which Cash Was Received And The Funds To Which Cash Was Credited

41 FEDERAL GRANTS—PUBLIC WELFARE

530 FEDERAL GRANTS—PUBLIC WELFARE

| | | |
|-----|--|----------------|
| 039 | Commodity Distribution Fund | \$ 749 868 28 |
| 061 | Commission for Rehabilitation Operating Fund | 24 381 693 48 |
| 117 | Federal Public Welfare Administration Fund | 346 308 820 50 |
| 166 | Welfare Administration Operating Fund | 2 501 125 86 |
| 167 | Welfare Assistance Operating Fund | 27 128 688 21 |

TOTAL 41 FEDERAL GRANTS—PUBLIC WELFARE

\$ 401 070 196 33

42 FEDERAL GRANTS—PUBLIC EDUCATION

530 FEDERAL GRANTS—PUBLIC EDUCATION

| | | |
|-----|---|----------------|
| 001 | General Revenue Fund | 435 699 17 |
| 148 | Federal Health Education and Welfare Fund | 111 727 117 66 |
| 171 | Federal School Lunch Fund | 19 509 075 23 |
| 219 | Federal Higher Education Fund | 575 609 40 |
| 227 | Angelo State University Current Fund | 41 205 60 |

TOTAL 42 FEDERAL GRANTS—PUBLIC EDUCATION

132 288 707 06

43 FEDERAL GRANTS—OTHER

530 FEDERAL GRANTS—OTHER

| | | |
|-----|---|---------------|
| 001 | General Revenue Fund | 2 286 756 09 |
| 007 | State Building Fund | 38 940 62* |
| 009 | Game and Fish Fund | 1 919 543 92 |
| 023 | Department of Agriculture Fund | 48 220 42 |
| 026 | Unemployment Compensation Administration Fund | 31 867 804 88 |
| 029 | Traffic Safety Fund | 2 552 508 98 |
| 092 | Federal Disaster Fund | 2 377 927 08 |
| 099 | Operators and Chauffeurs Fund | 228 597 64 |
| 112 | Education Agency Operating Fund | 7 000 00 |
| 118 | Federal Public Library Service Fund | 2 358 101 64 |
| 123 | Water Board Planning Fund | 132 397 70 |

* Deduction

TABLE NO. 3 CONTINUED
ANALYSIS OF CASH RECEIPTS

Year Ended August 31, 1970

Source From Which Cash Was Received And The Funds To Which Cash Was Credited

43 FEDERAL GRANTS—OTHER (CONTINUED)

530 FEDERAL GRANTS—OTHER (Continued)

| | | | | |
|-----|--|----|--------------|--|
| 127 | Federal Economic Opportunity Fund | \$ | 278 335 02 | |
| 134 | Federal Older Americans Fund | | 377 780 27 | |
| 141 | Federal Adult Blind Fund | | 3 622 080 00 | |
| 169 | Federal Veterans Education Fund | | 213 795 29 | |
| 221 | Federal Civil Defense and Disaster Relief Fund | | 524 688 00 | |
| 222 | Federal Emergency Planning Fund | | 72 198 76 | |
| 223 | Federal Land and Water Conservation Fund | | 3 215 896 28 | |
| 224 | Governors Office Federal Projects Fund | | 2 845 267 52 | |
| 259 | Sam Houston University Current Fund | | 43 345 54 | |
| 274 | Motor Vehicle Inspection Fund | | 166 00 | |
| 408 | Texas Park Development Fund | | 910 670 00 | |

TOTAL 43 FEDERAL GRANTS—OTHER

\$ 55 844 140 41

44 GRANTS AND DONATIONS—OTHER

531 COUNTY AND CITY GRANTS

| | | | | |
|-----|-------------------------------|--|---------------|--|
| 001 | General Revenue Fund | | 1 500 00 | |
| 006 | Highway Fund | | 13 164 293 30 | |
| 039 | Commodity Distribution Fund | | 405 460 00 | |
| 041 | Board of Water Engineers Fund | | 69 506 23 | |

13 640 759 53

540 OTHER DONATIONS AND GRANTS

| | | | | |
|-----|--|--|------------|--|
| 001 | General Revenue Fund | | 231 546 86 | |
| 006 | Highway Fund | | 200 469 30 | |
| 009 | Special Game and Fish Fund | | 823 00 | |
| 041 | Board of Water Engineers Fund | | 209 261 77 | |
| 061 | Commission for Rehabilitation Operating Fund | | 483 12 | |
| 064 | State Parks Fund | | 75 00 | |
| 155 | Railroad Commission Operating Fund | | 27 635 92 | |

670 294 97

TOTAL 44 GRANTS AND DONATIONS—OTHER

14 311 054 50

TOTAL REVENUE RECEIPTS

3 050 097 701 39

TABLE NO. 3 CONTINUED
ANALYSIS OF CASH RECEIPTS
Year Ended August 31, 1970

Source From Which Cash Was Received And The Funds To Which Cash Was Credited

00 NON-GOVERNMENTAL RECEIPTS AND TRANSFERS

| | | |
|-----|---|-----------------|
| 199 | REVENUE REFUNDS APPLIED | |
| 001 | General Revenue | \$ 2 799 802 10 |
| 006 | Highway Fund | 79 92 |
| 009 | Game and Fish Fund | 155 864 84 |
| 019 | Vital Statistics | 41 514 09 |
| 026 | Unemployment Compensation Administration Fund | 50 679 58 |
| 045 | Permanent University Fund | 169 148 82* |
| 060 | Highway Motor Fuel Tax Fund | 7 912 498 49 |
| 088 | Board of Cosmetologists Fund | 420 00 |
| 092 | Federal Disaster Fund | 125 309 34 |
| 097 | Liquor Act Enforcement Fund | 924 466 94 |
| 118 | Federal Public Library Service Fund | 16 536 36 |
| 120 | Omnibus Tax Clearance Fund | 907 338 32 |
| 127 | Federal Economic Opportunity Fund | 786 58 |
| 148 | Federal Health, Education and Welfare Fund | 2 711 75 |
| 152 | Escheat Expense & Reimbursement Fund | 15 380 91 |
| 165 | Unemployment Compensation Administration Fund | 7 568 87 |
| 224 | Governor's Office Federal Projects Fund | 631 65 |
| 227 | Angelo State University Current Fund | 3 590 35 |
| 237 | James Connally Technical Institute Fund | 1 596 00 |
| 242 | A & M University Current Fund | 61 410 35 |
| 243 | Tarleton College Current Fund | 2 813 36 |
| 244 | University of Texas at Arlington Current Fund | 27 188 04 |
| 245 | Prairie View A & M College Current Fund | 3 351 15 |
| 247 | Texas Southern University Current Fund | 5 508 77 |
| 248 | University of Texas at Austin Current Fund | 11 222 56 |
| 254 | Texas A & I University Current Fund | 25 209 70 |
| 255 | Texas Technological College Current Fund | 37 137 30 |
| 256 | Lamar College of Technology Current Fund | 15 683 62 |
| 257 | East Texas State University Current Fund | 14 023 03 |
| 258 | North Texas State University Current Fund | 35 444 61 |
| 259 | Sam Houston University Current Fund | 553 40 |
| 260 | Southwest Texas University Current Fund | 16 093 74 |
| 262 | Sul Ross University Current Fund | 4 121 18 |

* Deduction

TABLE NO. 3 CONTINUED
ANALYSIS OF CASH RECEIPTS

Year Ended August 31, 1970

Source From Which Cash Was Received And The Funds To Which Cash Was Credited

00 NON-GOVERNMENTAL RECEIPTS AND TRANSFERS (CONTINUED)

| | | | |
|-----|--|----|------------------|
| 199 | REVENUE REFUNDS APPLIED (Continued) | | |
| 263 | West Texas State University Current Fund | \$ | 6 900 22 |
| 264 | Midwestern University Current Fund | | 6 822 47 |
| 273 | Federal Health Fund | | 1 148 86 |
| 274 | Motor Vehicle Inspection Fund | | 167 283 00 |
| | | | \$ 13 239 542 63 |
| 600 | SALE OF STATE BONDS ISSUED | | |
| 387 | Texas Opportunity Plan Fund | | 44 000 000 00 |
| | | | 44 000 000 00 |
| 601 | SALE OR REDEMPTION OF INVESTMENTS CITY, COUNTY AND DISTRICT BONDS | | |
| 044 | Permanent School Fund | | 4 177 498 50 |
| 045 | Permanent University Fund | | 1 000 000 00 |
| | | | 5 177 498 50 |
| 603 | SALE OR REDEMPTION OF INVESTMENTS, CORPORATE BONDS | | |
| 044 | Permanent School Fund | | 50 000 00 |
| 045 | Permanent University Fund | | 102 617 839 54 |
| | | | 102 667 839 54 |
| 606 | SALE OF CORPORATE STOCK | | |
| 044 | Permanent School Fund | | 1 354 349 60 |
| 045 | Permanent University Fund | | 16 231 952 85 |
| | | | 17 586 302 45 |
| 607 | SALE OR REDEMPTION OF INVESTMENTS, U.S. GOVERNMENT SECURITIES | | |
| 007 | State Building Fund | | 5 600 000 00 |
| 044 | Permanent School Fund | | 20 530 000 00 |
| 045 | Permanent University Fund | | 144 260 000 00 |
| 048 | Permanent Blind Institute Fund | | 6 000 00 |
| 049 | Permanent Deaf and Dumb Institute Fund | | 1 000 00 |
| 051 | Permanent Orphans Home Fund | | 8 500 00 |
| 190 | Veterans Land Fund, Division A | | 1 115 000 00 |
| 276 | Veterans Land Fund, Division B | | 9 081 000 00 |
| 351 | Water Development Fund | | 10 084 000 00 |

TABLE NO. 3 CONTINUED
ANALYSIS OF CASH RECEIPTS
 Year Ended August 31, 1970

Source From Which Cash Was Received And The Funds To Which Cash Was Credited

00 NON GOVERNMENTAL RECEIPTS AND TRANSFERS (CONTINUED)

| | | | |
|------------|---|-----------------|-------------------|
| 607 | SALE OR REDEMPTION OF INVESTMENTS, U.S. GOVERNMENT SECURITIES (Continued) | | |
| 352 | Water Development Bond Interest and Sinking Fund | \$ 5 594 000 00 | |
| 375 | Veterans Land Fund, Division C | 7 731 000 00 | |
| 387 | Texas Opportunity Plan Fund | 11 534 000 00 | |
| 388 | College Student Loan Bonds Interest and Sinking Fund | 3 580 000 00 | |
| 408 | Texas Park Development Fund | 8 925 000 00 | |
| 409 | Park Development Bonds Interest and Sinking Fund | 1 435 000 00 | |
| 410 | Veterans Land Fund, Division D, Series 1968 | 2 915 000 00 | |
| 413 | Veterans Land Fund, Division D, Series 1968A | 29 835 000 00 | |
| 414 | Veterans Land Bond Fund, Division D, Reserve Series 1968A | 508 315 22 | \$ 262 742 815 22 |
| 608 | SALE OR REDEMPTION OF INVESTMENTS: NOTES AND OTHER EVIDENCES OF INDEBTEDNESS | | |
| 045 | Permanent University Fund | 221 622 38 | |
| 095 | A & M University Mineral Investment Fund | 222 800 00 | |
| 096 | A & M University Mineral Income Fund | 62 500 00 | 506 922 38 |
| 610 | REPAYMENT OF LOANS, POLITICAL SUB-DIVISIONS | | |
| 351 | Water Development Fund | 472 500 00 | 472 500 00 |
| 615 | PETTY CASH ADVANCE REPAYMENTS | | |
| 001 | General Revenue Fund | 250 00 | 250 00 |
| 617 | REPAYMENT OF PRINCIPAL-VETERANS LAND NOTES | | |
| 190 | Veterans Land Fund, Division A | 643 679 83 | |
| 276 | Veterans Land Fund, Division B | 2 638 316 63 | |
| 375 | Veterans Land Fund, Division C | 4 085 158 12 | |
| 410 | Veterans Land Fund, Division D, Series 1968 | 715 838 25 | |
| 413 | Veterans Land Fund, Division D, Series 1968A | 2 846 404 20 | 10 929 397 03 |

TABLE NO. 3 CONTINUED
ANALYSIS OF CASH RECEIPTS
Year Ended August 31, 1970

Source From Which Cash Was Received And The Funds To Which Cash Was Credited

00 NON-GOVERNMENTAL RECEIPTS AND TRANSFERS (CONTINUED)

618 REPAYMENT OF PRINCIPAL, COLLEGE STUDENT LOANS

388 Texas College Student Loan Bonds Interest
and Sinking Fund

\$ 4 208 664 48

\$ 4 208 664 48

620 UNEXPENDED BALANCES

| | | |
|-----|---|---------------|
| 001 | General Revenue Fund | 812 079 69 |
| 002 | Available School Fund | 163 210 45 |
| 005 | Confederate Pension Fund | 2 734 617 63* |
| 006 | Highway Fund | 489 424 14 |
| 007 | State Building Fund | 2 734 617 63 |
| 015 | Available Lunatic Asylum Fund | 6 487 45* |
| 016 | Available Deaf and Dumb Institute Fund | 6 770 75* |
| 017 | Available Blind Institute Fund | 7 184 27* |
| 018 | Available Orphans Home Fund | 2 774 61* |
| 027 | Old Age Assistance Fund | 12 235 25* |
| 033 | Sanitariums Registration and License Fund | 444 69* |
| 062 | Comptrollers Operating Fund | 654 035 98* |
| 072 | Attorney General Operating Fund | 30 850 99* |
| 088 | Board of Cosmetologists Fund | 44 644 94* |
| 101 | State Disabled Assistance Fund | 709 67* |
| 109 | Architects Registration Fund | 4 392 30* |
| 114 | Real Estate License Fund | 85 000 00* |
| 119 | Fire Works License Fund | 16 725 41* |
| 121 | Blind Assistance Fund | 153 61* |
| 122 | Children Assistance Fund | 617 45* |
| 149 | Medical Assistance Fund | 18 67* |
| 166 | Welfare Administration Operating Fund | 40 380 92* |
| 167 | Welfare Assistance Operating Fund | 551 287 32* |

- 0 -

621 SERVICE CHARGES

| | | |
|-----|------------------------------|-------------|
| 001 | General Revenue Fund | 781 323 21 |
| 006 | Highway Fund | 160 587 11* |
| 009 | Game and Fish Fund | 126 812 00* |
| 010 | Motor Vehicle Insurance Fund | 10 300 00 |

* Deductions

TABLE NO. 3 CONTINUED
ANALYSIS OF CASH RECEIPTS
Year Ended August 31, 1970

Source From Which Cash Was Received And The Funds To Which Cash Was Credited

00 NON-GOVERNMENTAL RECEIPTS AND TRANSFERS (CONTINUED)

621 SERVICE CHARGES (Continued)

| | | |
|-----|---|---------------|
| 013 | Fire Insurance Fund | \$ 95 500 00* |
| 014 | Compensation Insurance Fund | 36 500 00* |
| 026 | Unemployment Compensation Administration Fund | 355 897 33* |
| 035 | Veterinary Fund | 557 24* |
| 036 | Insurance Commission Operating Fund | 81 840 00* |
| 040 | Barber Examiners Fund | 17 536 52* |
| 054 | Insurance Examination Fund | 70 000 00* |
| 055 | Medical Registration Fund | 8 100 00* |
| 056 | Professional Engineers Fund | 16 100 77* |
| 057 | County and Road District Highway Fund | 7 000 00* |
| 061 | Commission for Rehabilitation Operating Fund | 11 524 71* |
| 069 | Board of Landscape Architects Fund | 1 700 00* |
| 075 | Registered Public Surveyors Fund | 1 735 00* |
| 086 | Dental Registration Fund | 4 690 00* |
| 109 | Architects Registration Fund | 1 615 86* |
| 113 | Mutual Assessment Fund | 80 00* |
| 115 | Insurance Fee Fund | 18 000 00* |
| 124 | Local Recording Agents and Solicitors License Fund | 7 479 02* |
| 140 | Chiropractic Examiners Fund | 505 02* |
| 150 | Aircraft Fuel Tax Fund | 30 373 32* |
| 161 | Casualty Insurance Fund | 9 400 00* |
| 162 | Title Insurance Fund | 2 000 00* |
| 165 | Unemployment Compensation Administration Fund | 324 803 34 |
| 180 | Burial Association Rate Fund | 300 00* |
| 220 | Basic Science Examination Fund | 6 681 59* |
| 266 | Vocational Nurse Examiners Fund | 808 24* |
| 274 | Motor Vehicle Inspection Fund | 22 502 77* |

\$

- 0 -

524 DEPARTMENTAL TRANSFER—CENTREX TELEPHONE SERVICE

| | | |
|-----|----------------------|------------|
| 001 | General Revenue Fund | 946 877 46 |
|-----|----------------------|------------|

946 877 46

* Deductions

TABLE NO. 3 CONTINUED
ANALYSIS OF CASH RECEIPTS
Year Ended August 31, 1970

Source From Which Cash Was Received And The Funds To Which Cash Was Credited

00 NON-GOVERNMENTAL RECEIPTS AND TRANSFERS (CONTINUED)

625 DEPARTMENTAL TRANSFERS—SALES OF SUPPLIES
AND SERVICES

| | | |
|-----|---|------------------|
| 001 | General Revenue Fund | \$ 15 960 813 29 |
| 002 | Available School Fund | 1 126 66 |
| 006 | Highway Fund | 552 176 51 |
| 007 | State Building Fund | 147 107 10 |
| 009 | Game and Fish Fund | 23 657 46 |
| 023 | Department of Agriculture Fund | 38 50 |
| 026 | Unemployment Compensation Administration Fund | 188 433 45 |
| 030 | Education Agency--Driver Education Fund | 2 602 412 50 |
| 036 | Insurance Commission Operating Fund | 520 00 |
| 039 | Commodity Distribution Fund | 11 676 96 |
| 041 | Board of Water Engineers Fund | 38 849 00 |
| 056 | Professional Engineers Fund | 215 00 |
| 061 | Commission for Rehabilitation Operating Fund | 522 370 22 |
| 062 | Comptrollers Operating Fund | 700 00 |
| 063 | Land and Water Recreation and Safety Fund | 1 900 00 |
| 072 | Attorney General Operating Fund | 27 839 85 |
| 088 | Board of Cosmetologists Fund | 57 00 |
| 099 | Operators and Chauffeurs Fund | 411 007 94 |
| 112 | Central Education Agency Operation Fund | 170 210 91 |
| 129 | Hospital Licensing Fund | 722 50 |
| 140 | Chiropractic Examiners Fund | 40 00 |
| 141 | Federal Adult Blind Fund | 18 948 50 |
| 148 | Federal Health, Education and Welfare Fund | 168 974 81 |
| 150 | Aircraft Fuel Tax Fund | 220 00 |
| 156 | Industrial Revolving Fund | 4 462 630 95 |
| 166 | Welfare Administration Operating Fund | 139 762 69 |
| 222 | Department Public Safety Federal Fund | 194 910 50 |
| 225 | University of Houston Current Fund | 37 283 92 |
| 226 | Pan American College Current Fund | 4 982 50 |
| 237 | Texas State Technical Institute Fund | 452 691 00 |
| 245 | Prairie View A & M College Current Fund | 1 065 50 |

TABLE NO. 3 CONTINUED
ANALYSIS OF CASH RECEIPTS
Year Ended August 31, 1970

Source From Which Cash Was Received And The Funds To Which Cash Was Credited

00 NON-GOVERNMENTAL RECEIPTS AND TRANSFERS (CONTINUED)

**625 DEPARTMENTAL TRANSFERS—SALES AND SUPPLIES
AND SERVICES (Continued)**

| | | | | |
|-----|--|----|------------|------------------|
| 247 | Texas Southern University Current Fund | \$ | 5 018 00 | |
| 248 | University of Texas at Austin Current Fund | | 195 423 90 | |
| 253 | Texas Woman's University Current Fund | | 15 00 | |
| 254 | Texas A & I University Current Fund | | 9 816 00 | |
| 255 | Texas Technological College Current Fund | | 9 729 08 | |
| 256 | Lamar College of Technology Current Fund | | 292 905 75 | |
| 257 | East Texas State University Current Fund | | 13 109 97 | |
| 258 | North Texas State University Current Fund | | 16 700 10 | |
| 259 | Sam Houston University Current Fund | | 7 873 40 | |
| 260 | Southwest Texas University Current Fund | | 6 190 70 | |
| 261 | Stephen F. Austin University Current Fund | | 6 797 15 | |
| 262 | Sul Ross University Current Fund | | 2 148 50 | |
| 263 | West Texas State University Current Fund | | 9 126 08 | |
| 266 | Vocational Nurse Examiners Fund | | 90 00 | |
| 273 | Federal Health Fund | | 863 474 07 | |
| 274 | Motor Vehicle Inspection Fund | | 889 438 94 | |
| | | | <hr/> | |
| | | | | \$ 28 471 201 86 |

**626 DEPARTMENTAL TRANSFERS—APPROPRIATION AND
FUND TRANSFERS**

| | | |
|-----|-------------------------------------|----------------|
| 001 | General Revenue Fund | 5 036 569 65* |
| 002 | Available School Fund | 15 610 000 00* |
| 003 | Textbook Fund | 15 610 000 00 |
| 006 | Highway Fund | 15 300 483 39 |
| 007 | State Building Fund | 33 443 00* |
| 009 | Game and Fish Fund | 2 200 00* |
| 010 | Motor Vehicle Insurance Fund | 15 000 00 |
| 011 | Available University Fund | 14 352 668 47* |
| 012 | Building Construction Planning Fund | 249 196 00 |
| 013 | Fire Insurance Fund | 170 000 00 |
| 014 | Compensation Insurance Fund | 140 000 00 |
| 023 | Department of Agriculture Fund | 7 473 97 |
| 027 | Old Age Assistance Fund | 50 000 000 00* |

* Deductions

**TABLE NO 3 CONTINUED
ANALYSIS OF CASH RECEIPTS**

Year Ended August 31, 1970

Source From Which Cash Was Received And The Funds To Which Cash Was Credited

00 NON-GOVERNMENTAL RECEIPTS AND TRANSFERS (CONTINUED)

| | | |
|-----|--|---------------|
| 626 | DEPARTMENTAL TRANSFERS-APPROPRIATION AND FUND TRANSFERS (Continued) | |
| 028 | Federal Old Age Assistance Fund | \$ 37 762 86* |
| 029 | Traffic Safety Fund | 2 700 000 00 |
| 030 | Education Agency Driver Education Fund | 2 070 000 00 |
| 034 | Optometry Fund | 440 00* |
| 036 | Insurance Commission Operating Fund | 733 500 00* |
| 037 | Federal Child Welfare Service Fund | 15 00* |
| 038 | Central Education Agency Program Fund | 87 454 996 55 |
| 040 | Barber Examiners Fund | 850 00* |
| 045 | Permanent University Fund | 23 311 65 |
| 047 | A & M University Available Fund | 5 244 646 36 |
| 052 | Veterans Land Board Fund | 1 980 00* |
| 054 | Insurance Examination Fund | 457 037 77 |
| 055 | Medical Registration Fund | 2 150 00* |
| 056 | Professional Engineers Fund | 1 250 00* |
| 057 | County and Road District Highway Fund | 12 383 38* |
| 058 | Feed Control Fund | 1 512 20* |
| 061 | Commission for Rehabilitation Operating Fund | 30 000 00 |
| 064 | State Parks Fund | 20 000 00* |
| 070 | Bicentennial Fund | 25 000 00 |
| 072 | Attorney General Operating Fund | 660 450 00 |
| 085 | Insurance Agents License Fund | 230 647 77* |
| 086 | Dental Registration Fund | 410 00* |
| 088 | Board of Cosmetologists Fund | 850 00* |
| 097 | Liquor Act Enforcement Fund | 2 450 00* |
| 099 | Operators and Chauffeurs Fund | 1 000 000 00* |
| 101 | State Disabled Assistance Fund | 5 500 000 00* |
| 102 | Air Control Board Special Fund | 30 639 00 |
| 103 | Credit Insurance Fund | 40 000 00 |
| 111 | Federal Disabled Assistance Fund | 2 281 33* |
| 112 | Education Agency Operating Fund | 1 743 292 06* |
| 114 | Real Estate License Fund | 1 260 00* |
| 115 | Insurance Fee Fund | 70 000 00 |

* Deductions

TABLE NO. 3 CONTINUED
 ANALYSIS OF CASH RECEIPTS
 Year Ended August 31, 1970

Source From Which Cash Was Received And The Funds To Which Cash Was Credited

00 NON-GOVERNMENTAL RECEIPTS AND TRANSFERS (CONTINUED)

626 DEPARTMENTAL TRANSFERS—APPROPRIATION AND
 FUND TRANSFERS (Continued)

| | | |
|-----|---|--------------------|
| 117 | Federal Public Welfare Administration Fund | \$ 326 347 304 15* |
| 119 | Fire Works License Fund | 20 000 00 |
| 121 | Blind Assistance Fund | 1 400 000 00* |
| 122 | Children Assistance Fund | 18 100 000 00* |
| 124 | Local Recording Agents and Solicitors License Fund | 10 000 00 |
| 131 | Federal Blind Assistance Fund | 472 39* |
| 132 | Federal Children Assistance Fund | 2 824 55* |
| 133 | Economic Opportunity Fund | 92 604 42* |
| 148 | Federal Health, Education and Welfare Fund | 81 897 178 26* |
| 149 | Medical Assistance Fund | 57 106 285 00* |
| 150 | Aircraft Fuel Tax Fund | 30 000 00* |
| 159 | Federal Medical Assistance Fund | 37 33* |
| 161 | Casualty Insurance Fund | 30 000 00 |
| 166 | Welfare Administration Operating Fund | 23 906 358 61 |
| 167 | Welfare Assistance Operating Fund | 232 036 005 43 |
| 168 | Welfare Assistance Fund | 203 559 461 03 |
| 169 | Federal Veterans Education Fund | 257 106 68* |
| 171 | Federal School Lunch Fund | 39 791 94* |
| 180 | Burial Association Rate Fund | 2 000 00 |
| 186 | College Building Fund 1948-1957 | 4 819 91* |
| 189 | Farm to Market Road Fund | 15 960 765 01* |
| 190 | Veterans Land Fund Division A | 1 197 000 00* |
| 194 | Tarleton College Building Fund | 275 75 |
| 195 | University of Texas at Arlington Building Fund | 297 40 |
| 196 | Texas Womans University Building Fund | 555 73 |
| 197 | A & I University Building Fund | 229 21 |
| 198 | University of Texas at El Paso Building Fund | 227 47 |
| 199 | Texas Technological College Building Fund | 797 64 |
| 200 | East Texas University Building Fund | 390 73 |
| 201 | North Texas State University Building Fund | 609 49 |
| 202 | Sam Houston State University Building Fund | 267 54 |

* Deductions

**TABLE NO. 3 CONTINUED
ANALYSIS OF CASH RECEIPTS
Year Ended August 31, 1970**

Source From Which Cash Was Received And The Funds To Which Cash Was Credited

00 NON-GOVERNMENTAL RECEIPTS AND TRANSFERS (CONTINUED)

| | | | |
|------------|--|----|--------------|
| 626 | DEPARTMENTAL TRANSFERS—APPROPRIATION AND FUND TRANSFERS (Continued) | | |
| | 203 Southwest Texas University Building Fund | \$ | 327 02 |
| | 204 Stephen F. Austin University Building Fund | | 219 50 |
| | 205 Sul Ross University Building Fund | | 103 78 |
| | 206 West Texas State University Building Fund | | 261 07 |
| | 207 Prairie View A & M College Building Fund | | 257 58 |
| | 211 University of Texas Interest and Sinking Fund | | 6 068 687 81 |
| | 212 A & M Main University Interest and Sinking Fund | | 3 016 022 65 |
| | 223 Federal Land and Water Conservation Fund | | 10 000 00* |
| | 224 Governors Office Federal Projects Fund | | 229 248 24 |
| | 234 A & M University System Current Fund | | 1 512 20 |
| | 264 Midwestern University Current Fund | | 783 01 |
| | 268 Federal Market News Fund | | 7 473 97* |
| | 272 Board of Corrections Mineral Fund | | 1 730 00* |
| | 273 Federal Health Fund | | 99 625 24* |
| | 276 Veterans Land Fund Division B | | 1 197 000 00 |
| | 300 College Building Fund 1958-1967 | | 24 012 03* |
| | 301 Texas Southern University Allocation Fund 1958-1967 | | 1 898 19 |
| | 306 Texas Womans University Allocation Fund 1958-1967 | | 1 321 56 |
| | 309 Texas A & I University Allocation Fund | | 1 589 66 |
| | 312 Texas Technological College Allocation Fund 1958-1967 | | 5 079 98 |
| | 315 Lamar College of Technology Allocation Fund 1958-1967 | | 2 389 63 |
| | 320 North Texas State University Allocation Fund 1958-1967 | | 4 079 94 |
| | 323 East Texas State University Allocation Fund 1958-1967 | | 1 559 59 |
| | 324 Sam Houston University Allocation Fund 1958-1967 | | 1 786 25 |

* Deductions

TABLE NO. 3 CONTINUED
ANALYSIS OF CASH RECEIPTS
Year Ended August 31, 1970

Source From Which Cash Was Received And The Funds To Which Cash Was Credited

00 NON-GOVERNMENTAL RECEIPTS AND TRANSFERS (CONTINUED)

| | | | |
|------------|---|----|----------------|
| 626 | DEPARTMENTAL TRANSFERS--APPROPRIATION AND FUND TRANSFERS (Continued) | | |
| 325 | Southwest State University Allocation Fund 1958-1967 | \$ | 1 375 60 |
| 326 | Stephen F. Austin University Allocation Fund 1958-1967 | | 1 056 09 |
| 327 | Sul Ross State University Allocation Fund 1958-1967 | | 559 62 |
| 328 | West Texas State University Allocation Fund 1958-1967 | | 1 315 92 |
| 350 | Water Development Clearance Fund | | 3 336 632 97* |
| 351 | Water Development Fund | | 2 984 405 07* |
| 352 | Water Development Bond Interest and Sinking Fund | | 3 646 267 54 |
| 355 | Storage Facilities Operation and Maintenance Fund | | 2 674 770 50 |
| 387 | Texas Opportunity Plan Fund | | 6 403 919 00* |
| 388 | College Student Loans Bonds Interest and Sinking Fund | | 6 403 919 00 |
| 389 | College Building Fund 1966-1977 | | 13 249 378 35* |
| 390 | University of Texas at Arlington 1966-1967 Building Bond Sinking Fund | | 1 753 075 60 |
| 391 | Texas Technological College 1966-1977 Building Bond Sinking Fund | | 1 777 963 23 |
| 392 | North Texas State University 1966-1977 Building Bond Sinking Fund | | 1 461 689 97 |
| 393 | Lamar State College 1966-1977 Building Bond Sinking Fund | | 1 097 182 35 |
| 394 | Texas A & I University 1966-1977 Building Bond Sinking Fund | | 460 040 94 |
| 395 | Texas Womans University 1966-1977 Building Bond Sinking Fund | | 329 421 94 |
| 396 | Texas Southern University 1966-1977 Building Bond Sinking Fund | | 404 791 03 |

* Deductions

TABLE NO. 3 CONTINUED
ANALYSIS OF CASH RECEIPTS
Year Ended August 31, 1970

Source From Which Cash Was Received And The Funds To Which Cash Was Credited

00 NON-GOVERNMENTAL RECEIPTS AND TRANSFERS (CONTINUED)

626 DEPARTMENTAL TRANSFERS—APPROPRIATION
AND FUND TRANSFERS (Continued)

| | | | |
|-----|--|----|--------------|
| 397 | Midwestern University 1966-1977 Building Bond Sinking Fund | \$ | 362 826 28 |
| 398 | University of Houston 1966-1977 Building Bond Sinking Fund | | 2 138 488 09 |
| 399 | Pan American College 1966-1977 Building Bond Sinking Fund | | 343 740 55 |
| 400 | East Texas State University 1966-1977 Building Bond Sinking Fund | | 164 720 63 |
| 401 | Sam Houston State University 1966-1977 Building Bond Sinking Fund | | 180 432 79 |
| 402 | Southwest Texas State University 1966-1977 Building Bond Sinking Fund | | 175 729 72 |
| 403 | West Texas State University 1966-1977 Building Bond Sinking Fund | | 142 438 84 |
| 404 | Stephen F. Austin State University 1966-1977 Building Bond Sinking Fund | | 182 238 26 |
| 405 | Sul Ross State University 1966-1977 Building Bond Sinking Fund | | 43 753 73 |
| 406 | Angelo State University 1966-1977 Building Bond Sinking Fund | | 86 761 78 |
| 407 | State Senior Colleges 1966-1977 Building Bond Sinking Fund | | 2 143 082 62 |
| 410 | Veterans Land Board Fund, Division D, Series 1968 | | 227 955 50* |
| 411 | Veterans Land Board Fund, Division D, Reserve Series 1968 | | 227 955 50 |
| 412 | Midwestern University Special Mineral Fund | | 783 01* |
| 413 | Veterans Land Bond Fund, Division D, Series 1968A | | 477 768 35 |
| 414 | Veterans Land Bond Fund, Division D, Reserve Series 1968A | | 477 768 35* |
| | | \$ | 3 496 416 00 |

* Deductions

TABLE NO. 3 CONTINUED
ANALYSIS OF CASH RECEIPTS

Year Ended August 31, 1970

Source From Which Cash Was Received And The Funds To Which Cash Was Credited

00 NON-GOVERNMENTAL RECEIPTS AND TRANSFERS (CONTINUED)

627 AMORTIZATION PREMIUMS AND DISCOUNT—PURCHASED

| | | | | |
|-----|--|----|---------------|---------------|
| 002 | Available School Fund | \$ | 599,514.13 | |
| 007 | State Building Fund | | 68,777.91 | |
| 011 | Available University Fund | | 289,697.51 | |
| 045 | Permanent University Fund | | 2,025,524.08* | |
| 048 | Permanent Blind Institute Fund | | 243.75 | |
| 049 | Permanent Deaf and Dumb Institute Fund | | 40.62 | |
| 051 | Permanent Orphans Home Fund | | 293.74 | |
| 190 | Veterans Land Fund, Division A | | 90,075.00* | |
| 276 | Veterans Land Fund, Division B | | 40,487.30 | |
| 288 | Veterans Bond Fund, Division B | | | |
| | Reserve, Series 1954 | | 16,406.25 | |
| 350 | Water Development Clearance Fund | | 55,222.31 | |
| 351 | Water Development Fund | | 38,679.47* | |
| 352 | Water Development Bond Interest and | | | |
| | Sinking Fund | | 67,772.02 | |
| 375 | Veterans Land Fund, Division C | | 59,174.45 | |
| 387 | Texas Opportunity Plan Fund | | 86,656.16 | |
| 388 | College Student Loans Bonds Interest and | | | |
| | Sinking Fund | | 71,012.97 | |
| 408 | Texas Park Development Fund | | 311,147.67 | |
| 409 | Park Development Bonds Interest and | | | |
| | Sinking Fund | | 29,077.08 | |
| 410 | Veterans Land Fund, Division D Series 1968 | | 41,020.15 | |
| 413 | Veterans Land Fund, Division D | | | |
| | Series 1968A | | 618,825.43 | \$ 201,090.90 |

630 OPERATING FUND TRANSFERS

| | | |
|-----|--|--------------|
| 036 | Insurance Commission Operating Fund | 5,729,100.00 |
| 038 | Central Education Agency Program Fund | 711,893.27 |
| 061 | Commission for Rehabilitation Operating Fund | 7,083.36 |
| 062 | Comptrollers Operating Fund | 7,670,686.31 |

* Deductions

TABLE NO. 3 CONTINUED
ANALYSIS OF CASH RECEIPTS
Year Ended August 31, 1970

Source From Which Cash Was Received And The Funds To Which Cash Was Credited

00 NON-GOVERNMENTAL RECEIPTS AND TRANSFERS (CONTINUED)

| | | | |
|------------|---|----------------|------------------|
| 630 | OPERATING FUND TRANSFERS (Continued) | | |
| 072 | Attorney General Operating Fund | \$ 283 600 00 | |
| 112 | Education Agency Operating Fund | 8 440 506 81 | |
| 166 | Welfare Administration Operating Fund | 6 524 459 00 | \$ 29 367 328 75 |
| | | | |
| 640 | OTHER NON-GOVERNMENTAL RECEIPTS | | |
| 001 | General Revenue Fund | 250 00* | |
| 006 | Highway Fund | 47 233 47 | |
| 021 | Trust Account-Federal Aid-Highway Act Fund | 470 155 86 | |
| 026 | Unemployment Compensation Administration Fund | 40 00 | |
| 053 | School Bus Revolving Fund | 6 856 977 17 | |
| 057 | County and Road District Highway Fund | 12 209 320 47 | |
| 352 | Water Development Board Interest and Sinking Fund | 1 812 757 75 | 21 396 234 72 |
| | | | |
| 650 | UNAPPROPRIATED FROM FUND 120 | | |
| 001 | General Revenue Fund | 165 352 597 04 | |
| 002 | Available School Fund | 136 522 060 37 | |
| 027 | Old Age Assistance Fund | 50 000 000 00 | |
| 101 | State Disabled Assistance Fund | 5 500 000 00 | |
| 121 | Blind Assistance Fund | 1 400 000 00 | |
| 122 | Children Assistance Fund | 18 100 000 00 | |
| 149 | Medical Assistance Fund | 57 106 285 00 | |
| 155 | Railroad Commission Operating Fund | 2 152 641 85 | |
| 189 | Farm to Market Road Fund | 15 000 000 00 | |
| 193 | Foundation School Fund | 80 035 383 57 | 531 168 967 83 |
| | | | |
| 651 | CRUDE OIL ENFORCEMENT FROM FUND 120 | | |
| 062 | Comptrollers Operating Fund | 852 793 83 | 852 793 83 |
| | | | |
| 652 | NATURAL GAS ENFORCEMENT FROM FUND 120 | | |
| 062 | Comptrollers Operating Fund | 483 431 36 | 483 431 36 |
| | | | |

* Deductions

TABLE NO. 3 CONTINUED
ANALYSIS OF CASH RECEIPTS
Year Ended August 31, 1970

Source From Which Cash Was Received And The Funds To Which Cash Was Credited

00 NON-GOVERNMENTAL RECEIPTS AND TRANSFERS (CONTINUED)

| | | | |
|-----|---|------------------|------------------|
| 654 | EXCESS PRIORITY ALLOCATION FROM FUND 120 | | |
| 001 | General Revenue Fund | \$ 59 713 180 92 | \$ 59 713 180 92 |
| 655 | UNAPPROPRIATED FROM FUND 060 | | |
| 002 | Available School Fund | 76 580 034 63 | |
| 006 | Highway Fund | 221 093 004 09 | |
| 057 | County and Road District Highway Fund | 7 390 910 33 | |
| 062 | Comptrollers Operating Fund | 3 106 746 52 | 308 170 695 57 |
| 656 | REFUND FILING FEES FROM FUND 060 | | |
| 062 | Comptrollers Operating Fund | 33 602 00 | 33 602 00 |
| 660 | COIN MACHINE ALLOCATION FROM FUND 120 | | |
| 001 | General Revenue Fund | 25 000 00 | 25 000 00 |
| 661 | CIGARETTE TAX ENFORCEMENT FROM FUND 120 | | |
| 062 | Comptrollers Operating Fund | 873 657 40 | 873 657 40 |
| 662 | UNCLAIMED AIRCRAFT REFUND | | |
| 002 | Available School Fund | 186 850 79 | |
| 150 | Aircraft Fuel Tax Fund | 560 552 31 | 747 403 10 |
| 663 | UNCLAIMED MOTORBOAT FUEL REFUNDS | | |
| 002 | Available School Fund | 532 339 65 | |
| 063 | Land and Water Recreation and Safety Fund | 1 597 018 91 | 2 129 358 56 |
| 999 | EXPENDITURE REFUNDS APPLIED | | |
| 001 | General Revenue Fund | 500 011 69 | |
| 002 | Available School Fund | 12 176 34 | |
| 006 | Highway Fund | 447 632 69 | |
| 007 | State Building Fund | 643 59 | |
| 009 | Game and Fish Fund | 10 171 27 | |
| 011 | Available University Fund | 1 000 00 | |

TABLE NO. 3 CONTINUED
ANALYSIS OF CASH RECEIPTS
 Year Ended August 31, 1970

Source From Which Cash Was Received And The Funds To Which Cash Was Credited

00 NON-GOVERNMENTAL RECEIPTS AND TRANSFERS (CONTINUED)

| | | | |
|-----|--|----|------------|
| 999 | EXPENDITURE REFUNDS APPLIED (Continued) | | |
| 019 | Vital Statistics Fund | \$ | 1 213 02 |
| 023 | Department of Agriculture Fund | | 1 285 79 |
| 026 | Unemployment Compensation Administration Fund | | 978 80 |
| 030 | Education Agency--Driver Education Fund | | 193 08 |
| 033 | Sanitarians Registration and License Fund | | 90 40 |
| 035 | Veterinary Fund | | 166 06 |
| 036 | Insurance Commission Operating Fund | | 3 260 59 |
| 038 | Central Education Agency Program Fund | | 579 779 59 |
| 040 | Barber Examiners Fund | | 741 37 |
| 047 | A & M University Available Fund | | 360 813 11 |
| 055 | Medical Registration Fund | | 121 55 |
| 056 | Professional Engineers Fund | | 21 04 |
| 059 | Special Boat Fund | | 2 924 81 |
| 061 | Commission for Rehabilitation Operating Fund | | 97 700 25 |
| 062 | Comptrollers Operating Fund | | 1 112 63 |
| 063 | Land and Water Recreation and Safety Fund | | 2 433 15 |
| 064 | State Parks Fund | | 67 89 |
| 065 | Land Office Sale Fee Fund | | 8 830 43 |
| 067 | Confiscated Liquor Fund | | 120 00 |
| 072 | Attorney General Operating Fund | | 1 540 81 |
| 075 | REgistered Public Surveyors Fund | | 39 96 |
| 076 | Prepaid Funeral Contract Fund | | 69 56 |
| 080 | Land Office Permit Fee Fund | | 22 079 33 |
| 086 | Dental Registration Fund | | 123 36 |
| 088 | Board of Cosmetologists Fund | | 829 90 |
| 092 | Federal Disaster Fund | | 109 066 84 |
| 094 | Workmens Compensation Fund | | 11 798 75 |
| 097 | Liquor Act Enforcement Fund | | 5 130 25 |
| 099 | Operators and Chauffeurs Fund | | 1 314 78 |
| 100 | Treasury Fiscal Agency Fund | | 133 05 |
| 109 | Architects Registration Fund | | 17 40 |

TABLE NO. 3 CONTINUED
ANALYSIS OF CASH RECEIPTS
Year Ended August 31, 1970

Source From Which Cash Was Received And The Funds To Which Cash Was Credited

00 NON-GOVERNMENTAL RECEIPTS AND TRANSFERS (CONTINUED)

| | | | |
|-----|---|----|--------------|
| 999 | EXPENDITURE REFUNDS APPLIED (Continued) | | |
| 112 | Education Agency Operating Fund | \$ | 378.88 |
| 114 | Real Estate License Fund | | 1 141.77 |
| 118 | Federal Public Library Service Fund | | 330.91 |
| 127 | Federal Economic Opportunity Fund | | 963.42 |
| 129 | Hospital Licensing Fund | | 20.61 |
| 134 | Federal Older Americans Fund | | 132.00 |
| 140 | Chiropractic Examiners Fund | | 48.92 |
| 141 | Federal Adult Blind Fund | | 29 029.40 |
| 148 | Federal Health, Education and Welfare Fund | | 634 116.68 |
| 150 | Aircraft Fuel Tax Fund | | 9 412.45 |
| 152 | Escheat Expense and Reimbursement Fund | | 270.51 |
| 153 | Water Quality Control Fund | | 60.00 |
| 155 | Railroad Commission Operating Fund | | 2 716.28 |
| 156 | Industrial Revolving Fund | | 3 190.46 |
| 165 | Unemployment Compensation Special Administration Fund | | 18.35 |
| 166 | Welfare Administration Operating Fund | | 88 162.86 |
| 167 | Welfare Assistance Operating Fund | | 767 773.82 |
| 168 | Welfare Assistance Fund | | 3 965 260.99 |
| 171 | Federal School Lunch Fund | | 14 012.01 |
| 220 | Basic Science Examination Fund | | 134.08 |
| 222 | Federal Emergency Planning Fund | | 33.60 |
| 223 | Federal Land and Water Conservation Fund | | 195.52 |
| 224 | Governor's Office Federal Projects Fund | | 16 521.33 |
| 226 | Pan American College Current Fund | | 2 960.07 |
| 237 | James Connally Technical Institute Fund | | 10 315.05 |
| 242 | A & M University Current Fund | | 9 743.72 |
| 244 | University of Texas at Arlington Current Fund | | 425.00 |
| 245 | Prairie View A & M College Current Fund | | 201.82 |
| 247 | Texas Southern University Current Fund | | 444.48 |
| 255 | Texas Technological College Current Fund | | 1 111.02 |
| 258 | North Texas State University Current Fund | | 269.10 |
| 259 | Sam Houston University Current Fund | | 746.06 |

TABLE NO. 3 CONTINUED
ANALYSIS OF CASH RECEIPTS
Year Ended August 31, 1970

Source From Which Cash Was Received And The Funds To Which Cash Was Credited

| | | | |
|-----|--|-----------------|------------------|
| 00 | <u>NON-GOVERNMENTAL RECEIPTS AND TRANSFERS (CONTINUED)</u> | | |
| 999 | EXPENDITURE REFUNDS APPLIED (Continued) | | |
| 260 | Southwest Texas University Current Fund | \$ 4 23 | |
| 262 | Sul Ross State University Current Fund | 13 25 | |
| 266 | Vocational Nurse Examiners Fund | 77 42 | |
| 272 | Board of Corrections Mineral Fund | 2 964 00 | |
| 273 | Federal Health Fund | 365 379 78 | |
| 275 | Texas Maritime Academy Current Fund | 491 94 | |
| | | \$ 8 114 704 92 | |
| | TOTAL 00 NON-GOVERNMENTAL RECEIPTS AND TRANSFERS | | 1 457 723 677 41 |
| | TOTAL RECEIPTS-FUNDS IN STATE TREASURY | | 4 507 821 378 80 |

TABLE NO. 4
EXPENDITURES

Year Ended August 31, 1970

Statement Of Expenditure In Support Of The State Government And Its Institutions
Grouped By Major Functions, Showing The Funds From Which The Payments Were Made

1 LEGISLATIVE (ALL GENERAL REVENUE FUND)

| | | |
|-----|-------------------------------------|---------------------|
| 101 | Senate | \$ 1 700 298 83 |
| 102 | House of Representatives | 2 603 165 95 |
| 103 | Legislative Council | 663 217 04 |
| 104 | Legislative Budget Board | 182 596 32 |
| 105 | Legislative Reference Library | 77 898 91 |
| 107 | Commission on Uniform State Laws | 4 126 79 |
| | 1 FUNCTION TOTAL—LEGISLATIVE | 5 231 303 84 |

2 JUDICIAL (ALL GENERAL REVENUE FUND)

| | | |
|-----|---|------------|
| 201 | Supreme Court | 509 755 81 |
| 211 | Court of Criminal Appeals | 259 222 11 |
| 212 | Judicial Council | 20 455 99 |
| 213 | State Attorney Before Court of Criminal Appeals | 28 002 58 |
| 221 | Court of Civil Appeals—First District | 114 389 20 |
| 222 | Court of Civil Appeals—Second District | 107 757 82 |
| 223 | Court of Civil Appeals—Third District | 109 483 73 |

TABLE NO. 4 CONTINUED
EXPENDITURES
Year Ended August 31, 1970

Statement Of Expenditures In Support Of The State Government And Its Institutions
Grouped By Major Functions, Showing The Funds From Which The Payments Were Made

| | | |
|---|---|---------------|
| 2 | <u>JUDICIAL (CONTINUED)</u> | |
| | 224 Court of Civil Appeals—Fourth District | \$ 115 297 22 |
| | 225 Court of Civil Appeals—Fifth District | 116 845 29 |
| | 226 Court of Civil Appeals—Sixth District | 110 382 82 |
| | 227 Court of Civil Appeals—Seventh District | 108 977 49 |
| | 228 Court of Civil Appeals—Eighth District | 109 138 86 |
| | 229 Court of Civil Appeals—Ninth District | 112 117 72 |
| | 230 Court of Civil Appeals—Tenth District | 108 789 12 |
| | 231 Court of Civil Appeals—Eleventh District | 108 767 66 |
| | 232 Court of Civil Appeals—Twelfth District | 112 551 24 |
| | 233 Court of Civil Appeals—Thirteenth District | 109 156 15 |
| | 234 Court of Civil Appeals—Fourteenth District | 114 749 94 |
| | 241 District Courts Comptroller's Judiciary Section | 5 962 991 70 |
| | 242 Judicial Qualifications Commission | 31 124 82 |
| | 2 FUNCTION TOTAL—JUDICIAL | 8 369 957 27 |

TABLE NO. 4 CONTINUED
EXPENDITURES

Year Ended August 31, 1970

Statement Of Expenditures In Support Of The State Government And Its Institutions
Grouped By Major Functions, Showing The Funds From Which The Payments Were Made

3 EXECUTIVE AND ADMINISTRATIVE

| | | | | |
|-------|--------------------------------|---|-----------------|-----------------|
| 301 | Governor—Executive | | | |
| | 001 | General Revenue Fund | \$ 1 938 413 93 | |
| | 009 | Special Game and Fish Fund | 2 300 00 | |
| | 029 | Traffic Safety Fund | 113 129 20 | |
| | 127 | Federal Economic Opportunity Fund | 242 330 42 | |
| | 134 | Federal Older Americans Fund | 62 125 17 | |
| | 148 | Federal Health, Education and Welfare Fund | 9 987 40 | |
| | 150 | Aircraft Fuel Tax Fund | 5 000 00 | |
| | 166 | Welfare Administration Operating Fund | 10 000 00 | |
| | 223 | Federal Land and Water Conservation Fund | 497 06 | |
| | 224 | Governor's Office Federal Projects Fund | 889 650 23 | |
| | 273 | Federal Health Fund | 1 163 07 | \$ 3 274 596 48 |
| <hr/> | | | | |
| 302 | Attorney General | | | |
| | 001 | General Revenue Fund | 2 100 804 53 | |
| | 072 | Attorney General Operating Fund | 647 669 94 | 2 748 474 47 |
| <hr/> | | | | |
| 303 | Board of Control | | | |
| | 001 | General Revenue Fund | 4 254 149 40 | |
| | 155 | Railroad Commission Operating Fund | 18 914 04 | |
| | 166 | Welfare Administration Operating Fund | 128 51 | 4 273 191 95 |
| <hr/> | | | | |
| 304 | Comptroller of Public Accounts | | | |
| | 001 | General Revenue Fund | 203 105 37 | |
| | 062 | Comptrollers Operating Fund | 11 069 359 07 | 11 272 464 44 |
| <hr/> | | | | |
| 305 | General Land Office | | | |
| | 001 | General Revenue Fund | 1 410 924 49 | |
| | 065 | Land Office Sale Fee Fund | 130 924 77 | |
| | 080 | Land Office Permit Fee Fund | 52 396 44 | 1 594 245 70 |
| <hr/> | | | | |

TABLE NO. 4 CONTINUED
EXPENDITURES

Year Ended August 31, 1970

Statement Of Expenditures In Support Of The State Government And Its Institutions
Grouped By Major Functions, Showing The Funds From Which The Payments Were Made

3 EXECUTIVE AND ADMINISTRATIVE (CONTINUED)

| | | | | |
|-----|--|--|----|--------------|
| 306 | Library | | | |
| | 001 | General Revenue Fund | \$ | 465 428 73 |
| | 118 | Federal Public Library Service Fund | | 540 323 55 |
| | | | | <hr/> |
| | | | \$ | 1 005 752 28 |
| 307 | Secretary of State | | | |
| | 001 | General Revenue Fund | | 665 252 36 |
| 308 | Auditor | | | |
| | 001 | General Revenue Fund | | 1 067 841 75 |
| 309 | Building Commission | | | |
| | 001 | General Revenue Fund | | 11 565 33 |
| | 007 | State Building Fund | | 4 368 029 95 |
| | 012 | Building Construction Planning Fund | | 49 802 00 |
| | | | | <hr/> |
| | | | | 4 429 397 28 |
| 310 | Treasurer | | | |
| | 001 | General Revenue Fund | | 595 006 96 |
| | 100 | Treasury Fiscal Agency Fund | | 8 904 00 |
| | 152 | Escheat Expense and Reimbursement Fund | | 59 467 61 |
| | 164 | Conservators Expense Fund | | 49 058 00 |
| | | | | <hr/> |
| | | | | 712 436 57 |
| 312 | Securities Board | | | |
| | 001 | General Revenue Fund | | 527 482 46 |
| 314 | Board of Managers State Railroad | | | |
| | 001 | General Revenue Fund | | 484 24 |
| 316 | Board of County and District Road Indebtedness | | | |
| | 057 | County and Road District Highway Fund | | 89 364 66 |
| 318 | Commission for the Blind | | | |
| | 001 | General Revenue Fund | | 826 355 08 |

TABLE NO 4 CONTINUED

EXPENDITURES

Year Ended August 31, 1970

Statement Of Expenditures In Support Of The State Government And Its Institutions
Grouped By Major Functions, Showing The Funds From Which The Payments Were Made**3 EXECUTIVE AND ADMINISTRATIVE (CONTINUED)**

| | | | | |
|-----|--|----|-----------|----------------------|
| 326 | Good Neighbor Commission | | | |
| 001 | General Revenue Fund | | \$ | 81 721 40 |
| 327 | Employees Retirement System | | | |
| 001 | General Revenue Fund | \$ | 31 536 25 | |
| 061 | Commission for Rehabilitation Operating Fund | | 77 834 38 | 109 370 63 |
| | | | | <hr/> |
| 331 | Mass Transportation Commission | | | |
| 001 | General Revenue Fund | | | 2 676 23 |
| | | | | <hr/> |
| | 3 FUNCTION TOTAL—EXECUTIVE AND ADMINISTRATIVE | | | 32 681 107 98 |

4 PROTECTION OF PERSONS AND PROPERTY

| | | | | |
|-----|---|--|---------------|---------------|
| 401 | Adjutant General | | | |
| 001 | General Revenue Fund | | | 1 521 846 18 |
| 403 | Veterans Affairs Commission | | | |
| 001 | General Revenue Fund | | | 469 109 94 |
| 405 | Department of Public Safety | | | |
| 006 | Highway Fund | | 22 152 651 97 | |
| 099 | Operators and Chauffeurs Fund | | 10 422 160 71 | |
| 274 | Motor Vehicle Inspection Fund | | 3 654 772 52 | 36 229 585 20 |
| | | | | <hr/> |
| 406 | National Guard Armory Board | | | |
| 001 | General Revenue Fund | | | 612 145 10 |
| 407 | Law Enforcement Officer Standards and Education | | | |
| 001 | General Revenue Fund | | | 115 433 22 |

TABLE NO. 4 CONTINUED

EXPENDITURES

Year Ended August 31, 1970

Statement Of Expenditures In Support Of The State Government And Its Institutions
Grouped By Major Functions, Showing The Funds From Which The Payments Were Made4 PROTECTION OF PERSONS AND PROPERTY (CONTINUED)

| | | | |
|---|---|--|----------------------|
| 408 | Fire Protection Personnel Standards & Education | | |
| 001 | General Revenue Fund | | \$ 2 433 05 |
| 4 FUNCTION TOTAL—PROTECTION OF PERSONS AND PROPERTY | | | <u>38 950 552 69</u> |

5 REGULATION OF BUSINESS AND INDUSTRY

| | | | |
|-----|-------------------------------------|---------------|--------------|
| 329 | Real Estate Commission | | |
| 114 | Real Estate License Fund | | 376 757 40 |
| 451 | Banking—Finance Commissions | | |
| 076 | Prepaid Funeral Contract Fund | | 21 485 36 |
| 452 | Bureau of Labor Statistics | | |
| 001 | General Revenue Fund | | 572 181 34 |
| 453 | Industrial Accident Board | | |
| 001 | General Revenue Fund | \$ 457 062 05 | |
| 094 | Workmens Compensation Fund | 457 167 64 | 914 229 69 |
| 454 | Board of Insurance | | |
| 036 | Insurance Commission Operating Fund | 4 439 127 83 | |
| 085 | Insurance Agents License Fund | 13 289 89 | 4 452 417 72 |
| 455 | Railroad Commission | | |
| 001 | General Revenue Fund | 702 996 11 | |
| 155 | Railroad Commission Operating Fund | 3 740 007 42 | 4 443 003 53 |
| 458 | Liquor Control Board | | |
| 067 | Confiscated Liquor Fund | 7 468 94 | |
| 097 | Liquor Act Enforcement Fund | 4 242 389 48 | 4 249 858 42 |

TABLE NO. 4 CONTINUED

EXPENDITURES

Year Ended August 31, 1970

Statement Of Expenditures In Support Of The State Government And Its Institutions
Grouped By Major Functions, Showing The Funds From Which The Payments Were Made5 REGULATION OF BUSINESS AND INDUSTRY (CONTINUED)

| | | | |
|-----|---|--|--------------|
| 459 | Board of Architectural Examiners | | |
| 109 | Architects Registration Fund | | \$ 43 523 99 |
| 460 | Board of Registration for Professional Engineers | | |
| 056 | Professional Engineers Fund | | 142 788 92 |
| 461 | Aeronautic Commission | | |
| 150 | Aircraft Fuel Tax Fund | | 236 176 75 |
| 463 | Board of Registration for Public Surveyors | | |
| 075 | Registered Public Surveyors Fund | | 14 995 54 |
| 465 | Industrial Commission | | |
| 001 | General Revenue Fund | | 406 906 30 |
| 467 | Board of Private Detectives, Investigators, Patrolmen, Guards and Managers | | |
| 001 | General Revenue Fund | | 10 428 49 |
| 468 | Board of Landscape Architects | | |
| 069 | Board of Landscape Architects Fund | | 15 892 69 |
| 802 | Parks and Wildlife Department | | |
| 059 | Special Boat Fund | | 410 800 87 |

5 FUNCTION TOTAL—REGULATION OF BUSINESS AND INDUSTRY

16 311 447 016 CONSERVATION OF HEALTH AND SANITATION

| | | | |
|-----|----------------------|----|---------------|
| 501 | Department of Health | | |
| 001 | General Revenue Fund | \$ | 10 005 638 79 |

TABLE NO. 4 CONTINUED

EXPENDITURES

Year Ended August 31, 1970

Statement Of Expenditures In Support Of The State Government And Its Institutions
Grouped By Major Functions, Showing The Funds From Which The Payments Were Made

6

CONSERVATION OF HEALTH AND SANITATION (CONTINUED)

| | | | |
|-----|--|----|---------------|
| 501 | Department of Health (Continued) | | |
| | 019 Vital Statistics Fund | \$ | 276 035 38 |
| | 033 Sanitarians Registration and License Fund | | 4 535 27 |
| | 129 Hospital Licensing Fund | | 51 687 48 |
| | 273 Federal Health Fund | | 9 955 405 79 |
| | | | <hr/> |
| | | \$ | 20 293 302 71 |
| 502 | Board of Barber Examiners | | |
| | 040 Barber Examiners Fund | | 205 550 69 |
| 503 | Board of Medical Examiners | | |
| | 055 Medical Registration Fund | | 148 904 99 |
| 504 | Board of Dental Examiners | | |
| | 086 Dental Registration Fund | | 67 837 31 |
| 505 | Board of Hairdressers and Cosmetologist | | |
| | 088 Board of Cosmetologists Fund | | 445 603 44 |
| 506 | University of Texas—M. D. Anderson Hospital and Tumor Institute | | |
| | 001 General Revenue Fund | | 10 856 317 08 |
| 508 | Board of Chiropractic Examiners | | |
| | 140 Chiropractic Examiners Fund | | 25 226 75 |
| 509 | Board of Examiners for Hearing Aids | | |
| | 001 General Revenue Fund | | 25 632 00 |
| 510 | Board of Examiners in Basic Science | | |
| | 220 Basic Science Examination Fund | | 32 915 15 |
| 511 | Board of Vocational Nurse Examiners | | |
| | 266 Vocational Nurse Examiners Fund | | 115 217 39 |

TABLE NO. 4 CONTINUED

EXPENDITURES

Year Ended August 31, 1970

Statement Of Expenditures In Support Of The State Government And Its Institutions
Grouped By Major Functions, Showing The Funds From Which The Payments Were Made

6 CONSERVATION OF HEALTH AND SANITATION (CONTINUED)

| | | | |
|------|---|-----------------|----------------------|
| 514: | Optometry Board: | | |
| | 034: Optometry Fund | | \$ 22 402 93 |
| 517: | Commission on Alcoholism: | | |
| | 001: General Revenue Fund | | 209 964 72 |
| 518: | Water Quality Board: | | |
| | 001: General Revenue Fund | \$ 1 622 715 93 | |
| | 153: Water Quality Control Fund | 212 365 91 | 1 835 081 84 |
| 519: | Air Control Board: | | |
| | 001: General Revenue Fund | 44 290 80 | |
| | 102: Air Control Board Special Fund | 22 968 27 | 67 259 07 |
| 520: | Board of Examiners of Psychologists: | | |
| | 024: Psychologists Licensing Fund | | 15 917 57 |
| | 6 FUNCTION TOTAL—CONSERVATION OF HEALTH AND SANITATION: | | <u>34 367 133 64</u> |

7 DEVELOPMENT AND CONSERVATION OF NATURAL RESOURCES

| | | | |
|------|-------------------------------------|--------------|--------------|
| 551: | Department of Agriculture: | | |
| | 001: General Revenue Fund | 4 621 096 90 | |
| | 023: Department of Agriculture Fund | 1 037 875 10 | 5 658 972 00 |
| 552: | Water Rights Commission: | | |
| | 001: General Revenue Fund | | 1 087 070 49 |
| 554: | Texas Animal Health Commission: | | |
| | 001: General Revenue Fund | | 1 646 989 83 |

TABLE NO. 4 CONTINUED

EXPENDITURES

Year Ended August 31, 1970

Statement Of Expenditures In Support Of The State Government And Its Institutions
Grouped By Major Functions, Showing The Funds From Which The Payments Were Made7 DEVELOPMENT AND CONSERVATION OF NATURAL RESOURCES (CONTINUED)

| | | | | |
|-----|--|--|-----------------|-----------------|
| 555 | Agricultural Extension Service | | | |
| | 001 | General Revenue Fund | | \$ 5 032 449 42 |
| 556 | Agricultural Experiment Station | | | |
| | 001 | General Revenue Fund | \$ 5 527 306 56 | |
| | 058 | Feed Control Fund | 589 662 91 | |
| | 240 | A & M Experiment Station Current Fund | 24 998 00 | 6 141 967 47 |
| 557 | Veterinary Medical Diagnostic Laboratory | | | |
| | 001 | General Revenue Fund | | 591 148 74 |
| 576 | Forrestry Service | | | |
| | 001 | General Revenue Fund | | 1 610 917 13 |
| 577 | Rodent and Predatory Animal Control | | | |
| | 001 | General Revenue Fund | | 517 377 12 |
| 578 | Board of Veterinary Examiners | | | |
| | 035 | Veterinary Fund | | 42 163 82 |
| 579 | Rio Grande Compact Commission | | | |
| | 001 | General Revenue Fund | | 19 097 14 |
| 580 | Water Development Board | | | |
| | 001 | General Revenue Fund | 4 398 739 76 | |
| | 041 | Board of Water Engineers Fund | 247 808 80 | |
| | 123 | Water Board Planning Fund | 131 393 27 | |
| | 352 | Water Development Board Interest and Sinking Fund | 2 393 05 | 4 780 334 88 |
| 581 | Water Well Drillers Board | | | |
| | 001 | General Revenue Fund | | 4 198 99 |

TABLE NO. 4 CONTINUED
EXPENDITURES
Year Ended August 31, 1970

Statement Of Expenditures In Support Of The State Government And Its Institutions
 Grouped By Major Functions, Showing The Funds From Which The Payments Were Made

7 DEVELOPMENT AND CONSERVATION OF NATURAL RESOURCES (CONTINUED)

| | | |
|-----|---|----------------------|
| 583 | Sabine River Compact Commission 001 General Revenue Fund | \$ 6 240 18 |
| 592 | Soil Conservation Board 001 General Revenue Fund | 610 442 97 |
| 596 | Canadian Red and Sabine Rivers Compact Commission 001 General Revenue Fund | 2 323 41 |
| 598 | Canadian River Commission 001 General Revenue Fund | 4 270 13 |
| 599 | Pecos River Compact Commission 001 General Revenue Fund | 45 005 00 |
| 904 | Cotton Research Committee 001 General Revenue Fund | 313 885 32 |
| | 7 FUNCTION TOTAL—DEVELOPMENT AND CONSERVATION OF NATURAL RESOURCES | <u>28 114 854 04</u> |

8 HIGHWAY MAINTENANCE AND CONSTRUCTION

| | | |
|-----|--|-----------------------|
| 601 | Highway Department 006 Highway Fund | 633 170 074 82 |
| | 8 FUNCTION TOTAL—HIGHWAY MAINTENANCE AND CONSTRUCTION | <u>633 170 074 82</u> |

TABLE NO 4 CONTINUED

EXPENDITURES

Year Ended August 31, 1970

Statement Of Expenditures In Support Of The State Government And Its Institutions
Grouped By Major Functions, Showing The Funds From Which The Payments Were Made

| | | | |
|-----|--|----|------------------|
| 9 | <u>PAYMENT OF ROAD DEBT</u> | | |
| 316 | Board of County and District Road Indebtedness | | |
| 057 | County and Road District Highway Fund | \$ | 63 989 03 |
| | 9 FUNCTION TOTAL—PAYMENT OF ROAD DEBT | | <u>63 989 03</u> |
| 10 | <u>ELEEMOSYNARY AND CORRECTIONAL</u> | | |
| 651 | Corsicana State Home | | |
| 001 | General Revenue Fund | | 783 058 48 |
| 652 | Waco State Home | | |
| 001 | General Revenue Fund | | 790 161 19 |
| 654 | Brownwood State School for Girls | | |
| 001 | General Revenue Fund | | 198 969 22 |
| 655 | Mental Health and Mental Retardation | | |
| 001 | General Revenue Fund | | 15 136 697 18 |
| 656 | Vernon Geriatric Center | | |
| 001 | General Revenue Fund | | 1 733 909 25 |
| 657 | Amarillo Center for Human Development | | |
| 001 | General Revenue Fund | | 509 442 78 |
| 658 | Beaumont Center for Human Development | | |
| 001 | General Revenue Fund | | 388 668 62 |
| 659 | Rio Grande State Center MHMR | | |
| 001 | General Revenue Fund | | 849 581 09 |

TABLE NO. 4-CONTINUED

EXPENDITURES

Year Ended August 31, 1970

Statement Of Expenditures In Support Of The State Government And Its Institutions
Grouped By Major Functions, Showing The Funds From Which The Payments Were Made10 ELEEMOSYNARY AND CORRECTIONAL (CONTINUED)

| | | | |
|-----|---|----|--------------|
| 660 | Denton State School | | |
| 001 | General Revenue Fund | \$ | 4 989 471 42 |
| 662 | Dallas Mental Health Clinic | | |
| 001 | General Revenue Fund | | 265 416 90 |
| 663 | Commission for Indian Affairs | | |
| 001 | General Revenue Fund | | 363 813 81 |
| 664 | Fort Worth Mental Health Clinic | | |
| 001 | General Revenue Fund | | 203 252 57 |
| 666 | East Texas State Tuberculosis Hospital | | |
| 001 | General Revenue Fund | | 2 092 867 62 |
| 668 | Richmond State School | | |
| 001 | General Revenue Fund | | 2 031 649 27 |
| 669 | Lufkin State School | | |
| 001 | General Revenue Fund | | 2 172 835 38 |
| 670 | Corpus Christi State School | | |
| 001 | General Revenue Fund | | 530 592 66 |
| 671 | McKnight State Tuberculosis Hospital | | |
| 001 | General Revenue Fund | | 1 143 361 60 |
| 672 | Mexia State School | | |
| 001 | General Revenue Fund | | 5 239 420 54 |
| 673 | San Antonio State Tuberculosis Hospital | | |
| 001 | General Revenue Fund | | 3 846 866 75 |

TABLE NO. 4 CONTINUED

EXPENDITURES

Year Ended August 31, 1970

Statement Of Expenditures In Support Of The State Government And Its Institutions
Grouped By Major Functions, Showing The Funds From Which The Payments Were Made10 ELEEMOSYNARY AND CORRECTIONAL (CONTINUED)

| | | |
|-----|---|-----------------|
| 674 | Kerrville State Hospital 001 General Revenue Fund | \$ 3 357 482 88 |
| 675 | Travis State School 001 General Revenue Fund | 4 109 025 13 |
| 676 | Abilene State School 001 General Revenue Fund | 4 899 829 01 |
| 677 | Austin State Hospital 001 General Revenue Fund | 8 186 494 70 |
| 678 | Austin State School 001 General Revenue Fund | 5 633 021 92 |
| 679 | Rusk State Hospital 001 General Revenue Fund | 4 847 504 47 |
| 681 | San Antonio State Hospital 001 General Revenue Fund | 6 176 787 81 |
| 682 | Terrell State Hospital 001 General Revenue Fund | 6 597 513 59 |
| 683 | Wichita Falls State Hospital 001 General Revenue Fund | 5 085 229 46 |
| 684 | Harlingen State Tuberculosis Sanatorium 001 General Revenue Fund | 1 467 650 33 |
| 685 | Research Institute of Mental Sciences 001 General Revenue Fund | 3 439 443 22 |

57 FEB 1971

66 328 FEB 1971

STATEMENT OF EXPENDITURES FOR THE YEAR ENDED AUGUST 31, 1970

**TABLE NO. 4 CONTINUED
EXPENDITURES
Year Ended August 31, 1970**

**Statement Of Expenditures In Support Of The State Government And Its Institutions
Grouped By Major Functions, Showing The Funds From Which The Payments Were Made**

10 ELEMOSYNARY AND CORRECTIONAL (CONTINUED)

| | | | |
|------------|---|----|-----------------------|
| 686 | Big Spring State Hospital | | |
| 001 | General Revenue Fund | \$ | 2 749 592 68 |
| 687 | Lubbock State School | | |
| 001 | General Revenue Fund | | 1 452 538 43 |
| 690 | West Texas Childrens Home | | |
| 001 | General Revenue Fund | | 704 562 48 |
| 691 | Gatesville State School for Boys | | |
| 001 | General Revenue Fund | | 4 171 761 01 |
| 692 | Gainesville State School for Girls | | |
| 001 | General Revenue Fund | | 1 032 779 66 |
| 693 | Crockett State School for Girls | | |
| 001 | General Revenue Fund | | 548 137 30 |
| 694 | Youth Council | | |
| 001 | General Revenue Fund | | 3 462 458 29 |
| 695 | Mountain View School for Boys | | |
| 001 | General Revenue Fund | | 1 256 126 04 |
| 696 | Department of Corrections | | |
| 001 | General Revenue Fund | \$ | 21 681 352 15 |
| 156 | Industrial Revolving Fund | | 5 243 180 36 |
| 272 | Board of Corrections Mineral Fund | | 344 555 93 |
| | | | <u>27 269 088 44</u> |
| 697 | Board of Pardons and Paroles | | |
| 001 | General Revenue Fund | | 1 254 801 12 |
| | | | <u>140 971 864 30</u> |
| | 10 FUNCTION TOTAL—ELEMOSYNARY AND CORRECTIONAL | | |

TABLE NO. 4 CONTINUED
EXPENDITURES
Year Ended August 31, 1970

Statement Of Expenditures In Support Of The State Government And Its Institutions
Grouped By Major Functions, Showing The Funds From Which The Payments Were Made

11 EDUCATIONAL

| | | | |
|-----|--|-------------------|----------------|
| 301 | Governor—Executive | | |
| 224 | Governor's Office Federal Projects Fund | | \$ 58 780 00 |
| 318 | Commission for the Blind | | |
| 141 | Federal Adult Blind Fund | | 1 397 611 17 |
| 330 | Commission For Rehabilitation | | |
| 061 | Commission For Rehabilitation Operating Fund | | 73 030 25 |
| 701 | Texas Education Agency | | |
| 001 | General Revenue Fund | \$ 340 758 509 16 | |
| 002 | Available School Fund | 288 059 478 32 | |
| 003 | Textbook Fund | 16 015 337 84 | |
| 030 | Education Agency Driver Education Fund | 2 858 694 84 | |
| 038 | Central Education Agency Program Fund | 88 085 532 83 | |
| 112 | Education Agency Operating Fund | 8 293 094 12 | |
| 148 | Federal Health Education and Welfare Fund | 22 402 466 47 | |
| 171 | Federal School Lunch Fund | 19 489 269 94 | |
| 193 | Foundation School Fund | 78 033 744 57 | 863 996 128 09 |
| 710 | A & M University System Administration | | |
| 001 | General Revenue Fund | 426 467 07 | |
| 096 | A & M University Mineral Income Fund | 252 51 | |
| 234 | A & M University System Current Fund | 2 928 60 | 429 648 18 |
| 711 | A & M University Main University | | |
| 001 | General Revenue Fund | 23 070 138 49 | |
| 047 | A & M University Available Fund | 3 849 297 05 | |
| 212 | A & M Main University Interest and Sinking Fund | 427 81 | |
| 242 | A & M University Current Fund | 2 013 228 75 | 28 933 092 10 |

TABLE NO. 4 CONTINUED

EXPENDITURES

Year Ended August 31, 1970

Statement Of Expenditures In Support Of The State Government And Its Institutions
Grouped By Major Functions, Showing The Funds From Which The Payments Were Made11 EDUCATIONAL

| | | | | |
|-----|---|----|--------------|---------------|
| 712 | Engineering Experiment Station and Transportation Institute | | | |
| 001 | General Revenue Fund | | \$ | 1 317 154 59 |
| 713 | Tarleton College | | | |
| 001 | General Revenue Fund | \$ | 2 188 891 77 | |
| 194 | Tarleton College Building Fund | | 2 358 08 | |
| 243 | Tarleton College Current Fund | | 344 448 33 | 2 535 698 18 |
| 714 | University of Texas at Arlington | | | |
| 001 | General Revenue Fund | | 9 456 558 80 | |
| 195 | University of Texas at Arlington Building Fund | | 922 37 | |
| 244 | University of Texas at Arlington Current Fund | | 1 013 295 19 | 10 470 776 36 |
| 715 | Prairie View A & M College | | | |
| 001 | General Revenue Fund | | 4 207 976 39 | |
| 207 | Prairie View A & M College Building Fund | | 779 24 | |
| 245 | Prairie View A & M College Current Fund | | 473 909 99 | 4 682 665 62 |
| 716 | Engineering Extension Service | | | |
| 001 | General Revenue Fund | | | 370 005 05 |
| 717 | Southern University | | | |
| 001 | General Revenue Fund | | 3 877 410 66 | |
| 247 | Texas Southern University Current Fund | | 882 078 55 | |
| 301 | Texas Southern University Allocation Fund 1958-1967 | | 7 731 58 | 4 767 220 79 |
| 718 | Texas Maritime Academy | | | |
| 001 | General Revenue Fund | | 905 342 56 | |
| 275 | Texas Maritime Academy Current Fund | | 93 253 03 | 998 595 59 |

TABLE NO. 4 CONTINUED
EXPENDITURES

Year Ended August 31, 1970

Statement Of Expenditures In Support Of The State Government And Its Institutions
Grouped By Major Functions, Showing The Funds From Which The Payments Were Made

11 EDUCATIONAL (CONTINUED)

| | | | |
|-----|--|-----------------|-----------------|
| 719 | James Connally Technical Institute | | |
| | 001 General Revenue Fund | \$ 6 264 757 05 | |
| | 237 Texas Technical Institute Fund | 534 827 47 | \$ 6 799 584 52 |
| | | <hr/> | |
| 721 | University of Texas at Austin | | |
| | 001 General Revenue Fund | 44 223 601 81 | |
| | 011 Available University Fund | 10 330 816 80 | |
| | 248 University of Texas at Austin Current Fund | 6 471 118 33 | 61 025 536 94 |
| | | <hr/> | |
| 722 | University of Texas Medical School at San Antonio | | |
| | 001 General Revenue Fund | | 6 473 409 99 |
| 723 | University of Texas Medical Branch at Galveston | | |
| | 001 General Revenue Fund | | 16 368 662 00 |
| 724 | University of Texas at El Paso | | |
| | 001 General Revenue Fund | 7 148 182 35 | |
| | 250 University of Texas at El Paso Current Fund | 1 444 742 06 | 8 592 924 41 |
| | | <hr/> | |
| 725 | University of Texas School of Public Health at Houston | | |
| | 001 General Revenue Fund | | 1 027 130 25 |
| 726 | University of Texas Postgraduate School of Medicine | | |
| | 001 General Revenue Fund | | 722 535 57 |
| 728 | University of Texas Dental School at Houston | | |
| | 001 General Revenue Fund | | 3 942 477 97 |
| 729 | Texas Southwestern Medical School | | |
| | 001 General Revenue Fund | | 6 482 821 55 |

TABLE NO. 4 CONTINUED
EXPENDITURES
Year Ended August 31, 1970

Statement Of Expenditures In Support Of The State Government And Its Institutions
Grouped By Major Functions, Showing The Funds From Which The Payments Were Made

11 EDUCATIONAL (CONTINUED)

| | | | | |
|-----|---|----|---------------|------------------|
| 730 | University of Houston | | | |
| 001 | General Revenue Fund | \$ | 19 668 788 92 | |
| 225 | University of Houston Current Fund | | 3 962 784 83 | \$ 23 631 573 75 |
| | | | <hr/> | |
| 731 | Texas Womans University | | | |
| 001 | General Revenue Fund | | 6 033 401 84 | |
| 196 | Texas Womans Building Fund | | 715 69 | |
| 253 | Texas Womans University Current Fund | | 651 365 77 | 6 685 483 30 |
| | | | <hr/> | |
| 732 | A & I University | | | |
| 001 | General Revenue Fund | | 5 268 658 32 | |
| 154 | Texas A & I Special Mineral Fund | | 2 392 60 | |
| 197 | A & I University Building Fund | | 1 244 20 | |
| 254 | A & I University Current Fund | | 880 544 78 | |
| 309 | A & I University Allocation Fund 1958-1967 | | 6 461 57 | 6 159 301 47 |
| | | | <hr/> | |
| 733 | Texas Technological College | | | |
| 001 | General Revenue Fund | | 20 633 913 02 | |
| 199 | Texas Technological University Building Fund | | 2 414 44 | |
| 255 | Texas Technological University Current Fund | | 2 872 799 24 | |
| 312 | Texas Technological University Allocation Fund, 1958-1967 | | 17 907 23 | 23 527 033 93 |
| | | | <hr/> | |
| 734 | Texas Lamar College of Technology | | | |
| 001 | General Revenue Fund | | 7 071 064 69 | |
| 256 | Lamar College of Technology Current Fund | | 1 245 993 69 | 8 317 058 38 |
| | | | <hr/> | |
| 735 | Midwestern University | | | |
| 001 | General Revenue Fund | | 2 980 695 98 | |
| 264 | Midwestern University Current Fund | | 503 241 99 | 3 483 937 97 |
| | | | <hr/> | |

TABLE NO 4 CONTINUED

EXPENDITURES

Year Ended August 31, 1970

Statement Of Expenditures In Support Of The State Government And Its Institutions
Grouped By Major Functions, Showing The Funds From Which The Payments Were Made11 EDUCATIONAL (CONTINUED)

| | | | | |
|-----|---|----|---------------|-----------------|
| 736 | Pan American College | | | |
| | 001 General Revenue Fund | \$ | 3 404 950 98 | |
| | 226 Pan American College Current Fund | | 565 433 67 | \$ 3 970 384 65 |
| | | | <hr/> | |
| 737 | Angelo State College | | | |
| | 001 General Revenue Fund | | 2 597 757 66 | |
| | 227 Angelo State University Current Fund | | 429 621 16 | 3 027 378 82 |
| | | | <hr/> | |
| 738 | University Of Texas At Dallas | | | |
| | 001 General Revenue Fund | | | 1 250 000 00 |
| 739 | Texas Tech School of Medicine | | | |
| | 001 General Revenue Fund | | | 120 461 82 |
| 740 | UT Dental Branch at San Antonio | | | |
| | 001 General Revenue Fund | | | 220 621 26 |
| 751 | East Texas State University | | | |
| | 001 General Revenue Fund | | 8 266 809 50 | |
| | 257 East Texas State University Current Fund | | 1 433 196 43 | 9 700 005 93 |
| | | | <hr/> | |
| 752 | North Texas State University | | | |
| | 001 General Revenue Fund | | 13 707 637 49 | |
| | 201 North Texas State University Building Fund | | 1 844 03 | |
| | 258 North Texas State University Current Fund | | 2 283 812 48 | 15 993 294 00 |
| | | | <hr/> | |
| 753 | Sam Houston State College | | | |
| | 001 General Revenue Fund | | 7 779 896 70 | |
| | 259 Sam Houston University Current Fund | | 959 186 31 | 8 739 083 01 |
| | | | <hr/> | |

TABLE NO. 4 CONTINUED

EXPENDITURES

Year Ended August 31, 1970

Statement Of Expenditures In Support Of The State Government And Its Institutions
Grouped By Major Functions, Showing The Funds From Which The Payments Were Made

11 EDUCATIONAL (CONTINUED)

| | | | | |
|-------|---|----|---------------|-----------------|
| 754 | Southwest Texas State College | | | |
| | 001 General Revenue Fund | \$ | 7 611 301 39 | |
| | 203 Southwest Texas University Building Fund | | 997 78 | |
| | 260 Southwest Texas University Current Fund | | 976 428 37 | |
| | 325 Southwest Texas State College Allocation Fund, 1958-1967 | | 4 895 03 | \$ 8 593 622 57 |
| <hr/> | | | | |
| 755 | Stephen F. Austin State College | | | |
| | 001 General Revenue Fund | | 7 031 060 33 | |
| | 261 Stephen F. Austin University Current Fund | | 980 555 35 | 8 011 615 68 |
| <hr/> | | | | |
| 756 | Sul Ross State College | | | |
| | 001 General Revenue Fund | | 2 558 747 99 | |
| | 262 Sul Ross University Current Fund | | 419 278 69 | 2 978 026 68 |
| <hr/> | | | | |
| 757 | West Texas State University | | | |
| | 001 General Revenue Fund | | 5 113 767 25 | |
| | 206 West Texas State University Building Fund | | 817 99 | |
| | 263 West Texas State University Current Fund | | 1 282 489 10 | |
| | 328 West Texas State University Allocation Fund 1958-1967 | | 5 432 11 | 6 402 506 45 |
| <hr/> | | | | |
| 758 | Board of Regents State Senior Colleges | | | |
| | 001 General Revenue Fund | | | 40 312 45 |
| <hr/> | | | | |
| 781 | Coordinating Board College and University System | | | |
| | 001 General Revenue Fund | | 36 181 001 98 | |
| | 219 Federal Higher Education Fund | | 304 619 68 | 36 485 621 66 |
| <hr/> | | | | |

TABLE NO. 4 CONTINUED

EXPENDITURES

Year Ended August 31, 1970

Statement Of Expenditures In Support Of The State Government And Its Institutions
Grouped By Major Functions, Showing The Funds From Which The Payments Were Made11 EDUCATIONAL (CONTINUED)782 Western Information Network Association
001 General Revenue Fund

\$ 78 467 74

11 FUNCTION TOTAL—EDUCATIONAL

1 208 871 794 6112 PARKS AND MONUMENTS802 Parks and Wild Life Department
001 General Revenue Fund
009 Game and Fish Fund
063 Land and Water Recreation and Safety
Fund
064 State Parks Fund
223 Federal Land and Water Conservation Fund
267 Parks Board Mineral Fund
408 Texas Park Development Fund\$ 5 145 482 23
9 068 077 38
1 325 815 57
774 605 44
1 962 694 37
18 061 55
1 835 091 43

20 129 827 97

808 Historical Survey Committee
001 General Revenue Fund

294 197 17

813 Texas Fine Arts Commission
001 General Revenue Fund

227 080 91

815 Texas Tourist Development Agency
001 General Revenue Fund477 235 19

12 FUNCTION TOTAL—PARKS AND MONUMENTS

21 137 827 3213 PUBLIC WELFARE304 Comptroller of Public Accounts
005 Confederate Pension Fund

104 830 00

TABLE NO. 4 CONTINUED
EXPENDITURES

Year Ended August 31, 1970

Statement of Expenditures In Support Of The State Government And Its Institutions
Grouped By Major Functions, Showing The Funds From Which The Payments Were Made

En
02

| | | | | |
|------------|--|--|-------------------------|-------------------------|
| 13 | <u>PUBLIC WELFARE (CONTINUED)</u> | | | |
| 322 | Employment Commission | | | |
| | 026 | Unemployment Compensation Administration Fund | \$ 29 374 554 94 | |
| | 165 | Unemployment Compensation Administration Fund | 530 341 74 | \$ 29 904 896 68 |
| | | | | |
| 324 | Department of Public Welfare | | | |
| | 001 | General Revenue Fund | 4 717 500 00 | |
| | 039 | Commodity Distribution Fund | 1 490 133 02 | |
| | 083 | Donated Commodity Distribution Fund | 20 039 61 | |
| | 085 | Insurance Agents License Fund | 556 85 | |
| | 166 | Welfare Administration Operating Fund | 29 775 784 60 | |
| | 167 | Welfare Assistance Operating Fund | 274 643 085 00 | |
| | 168 | Welfare Assistance Fund | 201 914 088 47 | 512 561 187 55 |
| | | | | |
| 325 | Firemens Pension Commission | | | |
| | 001 | General Revenue Fund | | 20 499 42 |
| | | | | |
| 330 | Commission For Rehabilitation | | | |
| | 001 | General Revenue Fund | 3 238 142 71 | |
| | 061 | Commission for Rehabilitation Operating Fund | 8 010 429 30 | 11 248 572 01 |
| | | | | |
| | 13 FUNCTION TOTAL—PUBLIC WELFARE | | | 553 839 985 66 |
| | | | | |
| 14 | <u>PAYMENT OF PUBLIC DEBT</u> | | | |
| 328 | Veterans Land Board | | | |
| | 190 | Veterans Land Fund Division A | 1 240 027 50 | |
| | 276 | Veterans Land Fund Division B | 3 650 687 50 | |
| | 375 | Veterans Land Fund Division C | 5 886 350 00 | |
| | 410 | Veterans Land Fund Division D Series 1968 | 1 349 750 00 | |

**TABLE NO 4 CONTINUED
EXPENDITURES**

Year Ended August 31, 1970

**Statement Of Expenditures In Support Of The State Government And Its Institutions
Grouped By Major Functions, Showing The Funds From Which The Payments Were Made**

14 PAYMENT OF PUBLIC DEBT (CONTINUED)

| | | | |
|------------|--|---------------------------|---------------------------|
| 328 | Veterans Land Board (Continued) | | |
| | 413 Veterans Land Bond Fund, Division D Series 1968A | \$ 1 371 000 00 | \$ 13 497 815 00 |
| 580 | Water Development Board | | |
| | 352 Water Development Board Interest and Sinking Fund | | 5 830 238 75 |
| 711 | A & M University Main University | | |
| | 212 A & M Main University Interest and Sinking Fund | | 3 054 115 00 |
| 714 | University of Texas at Arlington | | |
| | 390 University of Texas at Arlington 1966-1977 Building Bonds and Sinking Fund | | 1 216 630 00 |
| 717 | Southern University | | |
| | 396 Texas Southern University 1966-1977 Building Bonds and Sinking Fund | | 277 450 00 |
| 721 | University of Texas at Austin | | |
| | 211 University of Texas Interest and Sinking Fund | | 6 096 112 50 |
| 730 | University of Houston | | |
| | 398 University of Houston 1966-1977 Building Bonds and Sinking Fund | | 1 479 045 00 |
| 731 | Texas Womans University | | |
| | 395 Texas Womans University 1966-1977 Building Bonds and Sinking Fund | | 225 390 00 |

TABLE NO. 4 CONTINUED
EXPENDITURES
Year Ended August 31, 1970

Statement Of Expenditures In Support Of The State Government And Its Institutions
Grouped By Major Functions, Showing The Funds From Which The Payments Were Made

14 PAYMENT OF PUBLIC DEBT (CONTINUED)

| | | | |
|------------|---|---|----------------------|
| 732 | A & I University | | |
| | 394 | A & I University 1966-1977 Building Bonds and Sinking Fund | \$ 314 970 00 |
| 733 | Texas Technological College | | |
| | 391 | Texas Technological College 1966-1977 Building Bonds and Sinking Fund | 1 227 365 00 |
| 734 | Texas Lamar College of Technology | | |
| | 393 | Lamar State College 1966-1977 Building Bonds and Sinking Fund | 756 315 00 |
| 735 | Midwestern University | | |
| | 397 | Midwestern University 1966-1977 Building Bonds and Sinking Fund | 247 725 00 |
| 736 | Pan American College | | |
| | 399 | Pan American College 1966-1977 Building Bonds and Sinking Fund | 233 155 00 |
| 752 | North Texas State University | | |
| | 392 | North Texas State University 1966-1977 Building Bonds and Sinking Fund | 1 010 110 00 |
| 758 | Board of Regents State Senior Colleges | | |
| | 407 | State Senior Colleges 1966-1977 Building Bonds and Sinking Fund | 2 144 980 00 |
| 781 | Coordinating Board College and University System | | |
| | 388 | College Student Loan Bonds Interest and Sinking Fund | 3 808 329 50 |

TABLE NO 4 CONTINUED

EXPENDITURES

Year Ended August 31, 1970

Statement Of Expenditures In Support Of The State Government And Its Institutions
Grouped By Major Functions, Showing The Funds From Which The Payments Were Made14 PAYMENT OF PUBLIC DEBT (CONTINUED)

| | | | |
|--|---|--|----------------------|
| 802 | Parks and Wildlife Department | | |
| 409 | Park Development Bonds Interest and Sinking Fund | | \$ 207 450 00 |
| 14 FUNCTION TOTAL—PAYMENT OF PUBLIC DEBT | | | <u>41 627 195 75</u> |

15 EMPLOYEES RETIREMENT MATCHING

| | | | |
|-----|---|----|--------------|
| 327 | Employees Retirement System | | |
| 001 | General Revenue Fund | \$ | 6 322 578 21 |
| 006 | Highway Fund | | 7 091 389 58 |
| 007 | State Building Fund | | 19 527 73 |
| 009 | Game and Fish Fund | | 303 104 45 |
| 019 | Vital Statistics Fund | | 19 646 20 |
| 023 | Department of Agriculture Fund | | 13 447 13 |
| 024 | Psychologists Licensing Fund | | 310 90 |
| 026 | Unemployment Compensation Administration Fund | | 1 292 222 33 |
| 029 | Traffic Safety Fund | | 2 583 00 |
| 033 | Sanitarians Registration and License Fund | | 175 60 |
| 034 | Optometry Fund | | 345 00 |
| 035 | Veterinary Fund | | 1 429 94 |
| 036 | Insurance Commission Operating Fund | | 187 872 66 |
| 039 | Commodity Distribution Fund | | 55 374 80 |
| 040 | Barber Examiners Fund | | 6 262 63 |
| 052 | Veterans Land Board Fund | | 1 330 00 |
| 055 | Medical Registration Fund | | 5 277 45 |
| 056 | Professional Engineers Fund | | 4 336 96 |
| 057 | County and Road District Highway Fund | | 4 885 00 |

TABLE NO 4 CONTINUED
EXPENDITURES
Year Ended August 31, 1970

Statement Of Expenditures In Support Of The State Government And Its Institutions
Grouped By Major Functions, Showing The Funds From Which The Payments Were Made

15 EMPLOYEES RETIREMENT MATCHING (CONTINUED)

327 Employees Retirement System (Continued)

| | | | |
|-----|---|----|------------|
| 059 | Special Boat Fund | \$ | 8 141 05 |
| 062 | Comptrollers Operating Fund | | 413 197 14 |
| 063 | Land and Water Recreation and Safety Fund | | 45 124 65 |
| 064 | State Parks Fund | | 480 00 |
| 065 | Land Office Sale Fee Fund | | 1 643 43* |
| 067 | Confiscated Liquor Fund | | 120 00* |
| 069 | Board of Landscape Architects Fund | | 412 50 |
| 072 | Attorney General Operating Fund | | 29 741 19 |
| 075 | Registered Public Surveyors Fund | | 771 04 |
| 076 | Prepaid Funeral Contract Fund | | 854 78 |
| 080 | Land Office Permit Fee Fund | | 19 230 33* |
| 085 | Insurance Agents License Fund | | 670 00 |
| 086 | Dental Registration Fund | | 1 492 64 |
| 088 | Board of Cosmetologists Fund | | 15 456 10 |
| 094 | Workmens Compensation Fund | | 19 441 25 |
| 097 | Liquor Act Enforcement Fund | | 169 869 12 |
| 099 | Operators and Chauffeurs Fund | | 443 732 78 |
| 100 | Treasury Fiscal Agency Fund | | 889 95 |
| 102 | Air Control Board Special Fund | | 62 50 |
| 109 | Architects Registration Fund | | 1 046 60 |
| 114 | Real Estate License Fund | | 15 016 48 |
| 118 | Federal Public Library Service Fund | | 15 616 23 |
| 127 | Federal Economic Opportunity Fund | | 8 358 10 |
| 129 | Hospital Licensing Fund | | 2 395 39 |
| 134 | Federal Older Americans Fund | | 1 457 00 |
| 140 | Chiropractic Examiners Fund | | 1 021 08 |
| 141 | Federal Adult Blind Fund | | 36 954 98 |
| 150 | Aircraft Fuel Tax Fund | | 8 116 81 |
| 152 | Escheat Expense and Reimbursement Fund | | 3 471 49 |

* Deductions

TABLE NO 4 CONTINUED
EXPENDITURES
Year Ended August 31, 1970

Statement Of Expenditures In Support Of The State Government And Its Institutions
 Grouped By Major Functions, Showing The Funds From Which The Payments Were Made

15 EMPLOYEES RETIREMENT MATCHING (CONTINUED)

| | | | |
|------------|--|----|-------------------------|
| 327 | Employees Retirement System (Continued) | | |
| 153 | Water Quality Control Fund | \$ | 24 00 |
| 155 | Railroad Commission Operating Fund | | 180 317 09 |
| 156 | Industrial Revolving Fund | | 19 575 70 |
| 164 | Conservators Expense Fund | | 2 958 89 |
| 166 | Welfare Administration Operating Fund | | 1 236 307 15 |
| 220 | Basic Science Examination Fund | | 1 509 47 |
| 222 | Federal Emergency Planning Fund | | 4 574 40 |
| 223 | Federal Land and Water Conservation Fund | | 3 773 20 |
| 224 | Governors Office Federal Projects Fund | | 21 845 42 |
| 266 | Vocational Nurse Examiners Fund | | 3 237 58 |
| 272 | Board of Corrections Mineral Fund | | 1 924 10* |
| 273 | Federal Health Fund | | 348 942 40 |
| 274 | Motor Vehicle Inspection Fund | | 98 438 84 |
| | | | <u>\$ 18 474 476 70</u> |
| | 15 FUNCTION TOTAL—EMPLOYEES RETIREMENT MATCHING | | <u>18 474 476 70</u> |

16 O.A.S.I. MATCHING

| | | | |
|------------|---|--|---------------|
| 324 | Department of Public Welfare | | |
| 001 | General Revenue Fund | | 14 507 058 42 |
| 006 | Highway Fund | | 6 634 034 91 |
| 007 | State Building Fund | | 14 761 09 |
| 009 | Game and Fish Fund | | 260 950 76 |
| 011 | Available University Fund | | 37 034 83 |
| 019 | Vital Statistics Fund | | 12 019 11 |
| 023 | Department of Agriculture Fund | | 13 410 23 |
| 024 | Psychologists Licensing Fund | | 298 48 |
| 026 | Unemployment Compensation Administration Fund | | 1 100 156 69 |
| 029 | Traffic Safety Fund | | 1 603 16 |

* Deduction

TABLE NO 4 CONTINUED

EXPENDITURES

Year Ended August 31, 1970

Statement Of Expenditures In Support Of The State Government And Its Institutions
Grouped By Major Functions, Showing The Funds From Which The Payments Were Made

16 O.A.S.I. MATCHING (CONTINUED)

| | | |
|-----|--|------------|
| 324 | Department of Public Welfare (Continued) | |
| 033 | Sanitarians Registration and License Fund | \$ 155 27 |
| 034 | Optometry Fund | 274 04 |
| 035 | Veterinary Fund | 1 093 65 |
| 036 | Insurance Commission Operating Fund | 145 714 76 |
| 039 | Commodity Distribution Fund | 48 989 57 |
| 040 | Barber Examiners Fund | 6 101 82 |
| 047 | A & M University Available Fund | 377 54 |
| 055 | Medical Registration Fund | 3 877 60 |
| 056 | Professional Engineers Fund | 3 051 91 |
| 057 | County and Road District Highway Fund | 2 853 45 |
| 058 | Feed Control Fund | 16 088 39 |
| 059 | Special Boat Fund | 9 548 89 |
| 061 | Commission For Rehabilitation Operating Fund | 193 890 27 |
| 062 | Comptrollers Operating Fund | 352 978 20 |
| 063 | Land and Water Recreation and Safety Fund | 43 132 39 |
| 064 | State Parks Fund | 105 67 |
| 065 | Land Office Sale Fee Fund | 4 948 27 |
| 067 | Confiscated Liquor Fund | 16 18 |
| 069 | Board of Landscape Architects Fund | 372 38 |
| 072 | Attorney General Operating Fund | 15 720 42 |
| 075 | Registered Public Surveyors Fund | 483 35 |
| 076 | Prepaid Funeral Contract Fund | 622 70 |
| 080 | Land Office Permit Fee Fund | 1 922 62 |
| 083 | Donated Commodity Distribution Fund | 19 68 |
| 086 | Dental Registration Fund | 1 195 88 |
| 088 | Board of Cosmetologists Fund | 14 486 34 |
| 094 | Workmens Compensation Fund | 14 757 10 |
| 097 | Liquor Act Enforcement Fund | 147 965 71 |
| 099 | Operators and Chauffeurs Fund | 366 805 25 |
| 100 | Treasury Fiscal Agency Fund | 458 69 |
| 102 | Air Control Board Special Fund | 57 64 |
| 109 | Architects Registration Fund | 1 022 02 |
| 112 | Education Agency Operating Fund | 271 407 43 |

TABLE NO. 4 CONTINUED

EXPENDITURES

Year Ended August 31, 1970

Statement Of Expenditures In Support Of The State Government And Its Institutions
Grouped By Major Functions, Showing The Funds From Which The Payments Were Made16 O.A.S.I. MATCHING (CONTINUED)

| | | | |
|-----|---|----|--------------|
| 324 | Department of Public Welfare (Continued) | | |
| 114 | Real Estate License Fund | \$ | 12 692 13 |
| 118 | Federal Public Library Service Fund | | 13 268 61 |
| 127 | Federal Economic Opportunity Fund | | 6 745 19 |
| 129 | Hospital Licensing Fund | | 1 403 66 |
| 134 | Federal Older Americans Fund | | 1 284 22 |
| 140 | Chiropractic Examiners Fund | | 710 01 |
| 141 | Federal Adult Blind Fund | | 34 922 67 |
| 150 | Aircraft Fuel Tax Fund | | 5 980 94 |
| 152 | Escheat Expense and Reimbursement Fund | | 2 425 00 |
| 155 | Railroad Commission Operating Fund | | 145 299 42 |
| 156 | Industrial Revolving Fund | | 16 843 46 |
| 164 | Conservators Expense Fund | | 1 814 49 |
| 166 | Welfare Administration Operating Fund | | 1 125 159 65 |
| 219 | Federal Higher Education Fund | | 445 26 |
| 220 | Basic Science Examination Fund | | 1 022 24 |
| 222 | Federal Emergency Planning Fund | | 3 782 22 |
| 223 | Federal Land and Water Conservation Fund | | 4 995 55 |
| 224 | Governors Office Federal Projects Fund | | 14 871 27 |
| 225 | University of Houston Current Fund | | 42 970 09 |
| 226 | Pan American College Current Fund | | 483 12 |
| 227 | Angelo State University Current Fund | | 2 261 40 |
| 234 | A & M University System Current Fund | | 54 89 |
| 237 | Texas Technical Institute Fund | | 13 569 56 |
| 242 | A & M University Current Fund | | 17 709 34 |
| 243 | Tarleton College Current Fund | | 2 421 84 |
| 244 | University of Texas at Arlington Current Fund | | 328 15 |
| 245 | Prairie View A & M College Current Fund | | 11 592 87 |
| 247 | Texas Southern University Current Fund | | 2 296 27 |
| 248 | University of Texas at Austin Current Fund | | 77 256 47 |
| 250 | University of Texas at El Paso Current Fund | | 4 649 42 |
| 253 | Texas Woman's University Current Fund | | 7 831 51 |
| 254 | A & I University Current Fund | | 1 544 95 |
| 255 | Texas Technological University Current Fund | | 21 738 40 |

TABLE NO. 4 CONTINUED
EXPENDITURES
Year Ended August 31, 1970

Statement Of Expenditures In Support Of The State Government And Its Institutions
Grouped By Major Functions, Showing The Funds From Which The Payments Were Made

16 O.A.S.I. MATCHING (CONTINUED)

| | | | |
|-----|---|----|---------------|
| 324 | Department of Public Welfare (Continued) | | |
| 256 | Lamar College of Technology Current Fund | \$ | 6 091:03 |
| 257 | East Texas State University Current Fund | | 12 859:26 |
| 258 | North Texas State University Current Fund | | 33 258:32 |
| 259 | Sam Houston University Current Fund | | 9 133:50 |
| 260 | Southwest Texas University Current Fund | | 7 592:25 |
| 261 | Stephen F. Austin University Current Fund | | 2 056:66 |
| 262 | Sul Ross University Current Fund | | 828:80 |
| 263 | West Texas State University Current Fund | | 5 674:95 |
| 264 | Midwestern University Current Fund | | 1 237:53 |
| 266 | Vocational Nurse Examiners Fund | | 2 830:02 |
| 272 | Board of Corrections Mineral Fund | | 937:87 |
| 273 | Federal Health Fund | | 314 468:46 |
| 274 | Motor Vehicle Inspection Fund | | 83 049:95 |
| 275 | Texas Maritime Academy Current Fund | | 88:85 |
| | | | <hr/> |
| | 16 FUNCTION TOTAL - O.A.S.I. MATCHING | \$ | 26 332 304 48 |
| | | | <hr/> |

17 GRANTS

| | | | |
|-----|--|--|--------------|
| 301 | Governor - Executive | | |
| 001 | General Revenue Fund | | 524 562:95 |
| 029 | Traffic Safety Fund | | 233 041:98 |
| 134 | Federal Older Americans Fund | | 423 967:33 |
| 224 | Governor's Office Federal Projects Fund | | 1 673 894:68 |
| | | | <hr/> |
| | | | 2 855 466 94 |
| 306 | Library | | |
| 118 | Federal Public Library Service Fund | | 2 001 645 36 |
| 316 | Board of County and District Road Indebtedness | | |
| 057 | County and Road District Highway Fund | | 7 300 000 00 |
| 318 | Commission for the Blind | | |
| 001 | General Revenue Fund | | 268 882 79 |
| 141 | Federal Adult Blind Fund | | 2 095 253 57 |
| | | | <hr/> |
| | | | 2 364 136 36 |

TABLE NO. 4 CONTINUED

EXPENDITURES

Year Ended August 31, 1970

Statement Of Expenditures In Support Of The State Government And Its Institutions
Grouped By Major Functions, Showing The Funds From Which The Payments Were Made

17 GRANTS (CONTINUED)

| | | | |
|-----|--------------------------------|--|-----------------|
| 322 | Employment Commission | | |
| | 026 | Unemployment Compensation Administration Fund | \$ 1 753 50 |
| 325 | Firemens Pension Commission | | |
| | 001 | General Revenue Fund | 300 000 00 |
| 327 | Employees Retirement System | | |
| | 001 | General Revenue Fund | 984 499 39 |
| 330 | Commission For Rehabilitation | | |
| | 061 | Commission For Rehabilitation Operating Fund | 15 856 413 29 |
| 405 | Department of Public Safety | | |
| | 092 | Federal Disaster Fund | \$ 2 313 455 10 |
| | 221 | Federal Civil Defense and Disaster Relief Fund | 308 546 61 |
| | | | <hr/> |
| | | | 2 622 001 71 |
| 461 | Aeronautic Commission | | |
| | 150 | Aircraft Fuel Tax Fund | 689 406 62 |
| 501 | Department of Health | | |
| | 001 | General Revenue Fund | 2 991 351 31 |
| | 273 | Federal Health Fund | 2 706 280 06 |
| | | | <hr/> |
| | | | 5 697 631 37 |
| 518 | Water Quality Board | | |
| | 001 | General Revenue Fund | 926 285 31 |
| | 153 | Water Quality Fund | 5 775 99 |
| | | | <hr/> |
| | | | 932 061 30 |
| 554 | Texas Animal Health Commission | | |
| | 001 | General Revenue Fund | 285 817 22 |
| 651 | Corsicana State Home | | |
| | 001 | General Revenue Fund | 535 64 |

TABLE NO. 4 CONTINUED

EXPENDITURES

Year Ended August 31, 1970

Statement Of Expenditures In Support Of The State Government And Its Institutions
Grouped By Major Functions, Showing The Funds From Which The Payments Were Made

17 GRANTS (CONTINUED)

| | | | |
|-----|--------------------------------------|--|-----------------|
| 655 | Mental Health and Mental Retardation | | |
| 001 | General Revenue Fund | | \$ 4,318,155 95 |
| 656 | Vernon Geriatric Center | | |
| 001 | General Revenue Fund | | 13 99 |
| 660 | Denton State School | | |
| 001 | General Revenue Fund | | 433 60 |
| 663 | Commission for Indian Affairs | | |
| 001 | General Revenue Fund | | 727 62 |
| 668 | Richmond State School | | |
| 001 | General Revenue Fund | | 317 95 |
| 669 | Lufkin State School | | |
| 001 | General Revenue Fund | | 79 90 |
| 671 | San Angelo Center MHMR | | |
| 001 | General Revenue Fund | | 87 50 |
| 672 | Mexia State School | | |
| 001 | General Revenue Fund | | 134 84 |
| 674 | Kerrville State Hospital | | |
| 001 | General Revenue Fund | | 76 00 |
| 675 | Travis State School | | |
| 001 | General Revenue Fund | | 284 75 |
| 676 | Abilene State School | | |
| 001 | General Revenue Fund | | 1,007 90 |

**TABLE NO. 4 CONTINUED
EXPENDITURES**

Year Ended August 31, 1970

**Statement Of Expenditures In Support Of The State Government And Its Institutions
Grouped By Major Functions, Showing The Funds From Which The Payments Were Made**

17 GRANTS (CONTINUED)

| | | | |
|-----|---|----|----------|
| 677 | Austin State Hospital 001 General Revenue Fund | \$ | 918 00 |
| 678 | Austin State School 001 General Revenue Fund | | 929 30 |
| 679 | Rusk State Hospital 001 General Revenue Fund | | 2 019 75 |
| 681 | San Antonio State Hospital 001 General Revenue Fund | | 574 00 |
| 682 | Terrell State Hospital 001 General Revenue Fund | | 31 65 |
| 683 | Wichita Falls State Hospital 001 General Revenue Fund | | 197 50 |
| 684 | Harlingen State Tuberculosis Sanatorium 001 General Revenue Fund | | 130 00 |
| 686 | Big Spring State Hospital 001 General Revenue Fund | | 95 00 |
| 687 | Lubbock State School 001 General Revenue Fund | | 95 21 |
| 690 | West Texas Childrens Home 001 General Revenue Fund | | 153 67 |
| 691 | Gatesville State School for Boys 001 General Revenue Fund | | 8 318 46 |

TABLE NO. 4 CONTINUED
 EXPENDITURES
 Year Ended August 31, 1970

Statement Of Expenditures In Support Of The State Government And Its Institutions
 Grouped By Major Functions, Showing The Funds From Which The Payments Were Made

17 GRANTS (CONTINUED)

| | | | | |
|-----|---|----|------------|------------|
| 692 | Gainesville State School for Girls 001 General Revenue Fund | | \$ | 2 132 83 |
| 693 | Crockett State School for Girls 001 General Revenue Fund | | | 630 00 |
| 695 | Mountain View School for Boys 001 General Revenue Fund | | | 2 126 00 |
| 696 | Department of Corrections 001 General Revenue Fund | | | 236 949 92 |
| 701 | Texas Education Agency 001 General Revenue Fund | \$ | 48 561 70 | |
| | 148 Federal Health Education and Welfare Fund | | 377 193 22 | 425 754 92 |
| 711 | A & M University Main University 001 General Revenue Fund | | 1 875 00 | |
| | 242 A & M University Current Fund | | 365 716 65 | 367 591 65 |
| 713 | Tarleton College 243 Tarleton College Current Fund | | | 3 700 00 |
| 714 | University of Texas at Arlington 244 University of Texas at Arlington Current Fund | | | 4 375 00 |
| 715 | Prairie View A & M College 245 Prairie View A & M College Current Fund | | | 38 814 70 |
| 717 | Southern University 001 General Revenue Fund | | 34 039 41 | |
| | 247 Texas Southern University Current Fund | | 11 970 70 | 46 010 11 |

TABLE NO. 4 CONTINUED
EXPENDITURES
Year Ended August 31, 1970

Statement Of Expenditures In Support Of The State Government And Its Institutions
 Grouped By Major Functions, Showing The Funds From Which The Payments Were Made

17 GRANTS (CONTINUED)

| | | |
|-----|--|--|
| 721 | University of Texas at Austin 248 University of Texas at Austin Current Fund | \$ 870 00 |
| 722 | University of Texas Medical School at San Antonio 001 General Revenue Fund | 300 00 |
| 724 | University of Texas at El Paso 250 University of Texas at El Paso Current Fund | 11 204 00 |
| 730 | University of Houston 225 University of Houston Current Fund | 11 879 00 |
| 731 | Texas Woman's University 253 Texas Womans University Current Fund | 24 500 00 |
| 732 | A & I University 254 A & I University Current Fund | 1 750 00 |
| 733 | Texas Technological College 001 General Revenue Fund 255 Texas Technological University Current Fund | \$ 5 000 00 <u>115 502 82</u> 120 502 82 |
| 736 | Pan American College 226 Pan American College Current Fund | 11 475 00 |
| 737 | Angelo State University 227 Angelo State University Current Fund | 3 000 00 |
| 751 | East Texas State University 001 General Revenue Fund | 11 516 65 |

TABLE NO. 4 CONTINUED

EXPENDITURES

Year Ended August 31, 1970

Statement Of Expenditures In Support Of The State Government And Its Institutions
Grouped By Major Functions, Showing The Funds From Which The Payments Were Made

17 GRANTS (CONTINUED)

| | | | |
|---------------------------------|--|----|----------------------|
| 752 | North Texas State University | | |
| 258 | North Texas State University Current Fund | \$ | 70,500 00 |
| 781 | Coordinating Board College and University System | | |
| 001 | General Revenue Fund | | 92,000 00 |
| 802 | Parks and Wild Life Department | | |
| 223 | Federal Land and Water Conservation Fund | | 831,173 32 |
| 902 | Miscellaneous | | |
| 001 | General Revenue Fund | | 1,176,695 58 |
| 17 FUNCTION TOTAL—GRANTS | | | 49,721,592 74 |

18 STATE COST TEACHER RETIREMENT

| | | | |
|--|--------------------------------|--|----------------------|
| 304 | Comptroller of Public Accounts | | |
| 120 | Omnibus Tax Clearance Fund | | 96,366,438 78 |
| 18 FUNCTION TOTAL—STATE COST TEACHER RETIREMENT | | | 96,366,438 78 |

19 MISCELLANEOUS

| | | | |
|-----|---------------------------------|----|------------------|
| 405 | Department of Public Safety | | |
| 222 | Federal Emergency Planning Fund | | 97,862 17 |
| 902 | Miscellaneous | | |
| 001 | General Revenue Fund | \$ | 118 00 |
| 006 | Highway Fund | | 40,593 86 |
| | | | 40,711 86 |

TABLE NO. 4 CONTINUED
EXPENDITURES

Year Ended August 31, 1970

Statement Of Expenditures In Support Of The State Government And Its Institutions
Grouped By Major Functions, Showing The Funds From Which The Payments Were Made

19 MISCELLANEOUS (CONTINUED)

906 American Bicentennial Revolution Commission
070 Bicentennial Fund

\$ 3 321 80

19 FUNCTION TOTAL—MISCELLANEOUS

141 895 83

TOTAL GOVERNMENTAL COST EXPENDITURES

4 472 094 000 29

00 NON—GOVERNMENTAL PAYMENTS AND TRANSFERS FROM
FUNDS IN THE STATE TREASURY

071 Purchase of State Bonds

276 Veterans Land Fund Division B

\$ 422 000 00

375 Veterans Land Fund Division C

580 000 00

1 002 000 00

072 Purchase of U. S. Government Securities

007 State Building Fund

1 500 000 00

044 Permanent School Fund

9 590 000 00

045 Permanent University Fund

108 710 000 00

048 Permanent Blind Institute Fund

6 000 00

049 Permanent Deaf & Dumb Institute Fund

1 000 00

051 Permanent Orphans Home Fund

8 000 00

276 Veterans Land Fund Division B

12 094 000 00

351 Water Development Fund

1 999 000 00

352 Water Development Bond Interest
and Sinking Fund

3 344 000 00

375 Veterans Land Fund Division C

10 345 000 00

387 Texas Opportunity Plan Fund

18 534 000 00

388 College Student Loan Bonds Interest
and Sinking Fund

12 652 000 00

TABLE NO. 4 CONTINUED
EXPENDITURES

Year Ended August 31, 1970

Statement Of Expenditures In Support Of The State Government And Its Institutions
Grouped By Major Functions, Showing The Funds From Which The Payments Were Made

00 NON-GOVERNMENTAL PAYMENTS AND TRANSFERS FROM
FUNDS IN THE STATE TREASURY (CONTINUED)

| | | | |
|-------|---|-----------------|-------------------|
| 072 | Purchase of U. S. Government Securities (Continued) | | |
| 408 | Texas Park Development Fund | \$ 8 460 000.00 | |
| 409 | Park Development Bonds Interest and Sinking Fund | 1 870 000.00 | |
| 410 | Veterans Land Fund Division D Series 1968 | 2 760 000.00 | |
| 411 | Veterans Bond Fund Division D Reserve Series 1968 | 240 000.00 | |
| 413 | Veterans Land Fund Division D Series 1968A | 12 335 000.00 | \$ 204 448 000.00 |
| <hr/> | | | |
| 074 | Purchase of Notes and Other Evidences of Indebtedness | | |
| 045 | Permanent University Fund | 4 981 601.76 | |
| 095 | A & M University Mineral Investment Fund | 230 000.00 | |
| 096 | A & M University Mineral Income Fund | 82 000.00 | 5 293 601.76 |
| <hr/> | | | |
| 075 | Purchase of Corporate Bonds | | |
| 044 | Permanent School Fund | 13 950 000.00 | |
| 045 | Permanent University Fund | 151 417 600.00 | |
| 046 | Endowment Fund Medical Branch U of T | 10 000.00 | |
| 351 | Water Development Fund | 2 250 000.00 | |
| 352 | Water Development Bond Interest and Sinking Fund | 2 000 000.00 | 169 627 600.00 |
| <hr/> | | | |
| 076 | Purchase of Corporate Stock | | |
| 044 | Permanent School Fund | 43 377 525.91 | |
| 045 | Permanent University Fund | 28 358 552.09 | 71 736 078.00 |
| <hr/> | | | |
| 077 | Loans to Political Sub-Divisions | | |
| 351 | Water Development Fund | | 3 080 000.00 |

TABLE NO. 4 CONTINUED

EXPENDITURES

Year Ended August 31, 1970

Statement Of Expenditures In Support Of The State Government And Its Institutions
Grouped By Major Functions, Showing The Funds From Which The Payments Were Made00 NON-GOVERNMENTAL PAYMENTS AND TRANSFERS FROM
FUNDS IN THE STATE TREASURY (CONTINUED)

| | | | | |
|-------|--|----|--------------|--------------|
| 078 | Petty Cash Advances | | | |
| 001 | General Revenue Fund | \$ | 1 086 34 | |
| 097 | Liquor Act Enforcement Fund | | 1 000 00 | |
| 114 | Real Estate License Fund | | 10 00 | |
| 254 | A & I University Current Fund | | 10 000 00 | \$ 12 096 34 |
| <hr/> | | | | |
| 079 | Purchase of Water Rights | | | |
| 355 | Storage Facilities Operation and Maintenance Fund | | | 2 674 770 50 |
| 080 | Accrued Interest on Investments | | | |
| 002 | Available School Fund | | 52 350 67 | |
| 011 | Available University Fund | | 2 504 470 36 | |
| 016 | Available Deaf & Dumb Institute Fund | | 4 73 | |
| 017 | Available Blind Institute Fund | | 28 38 | |
| 018 | Available Orphans Home Fund | | 37 84 | |
| 046 | Endowment Fund Medical Branch U of T | | 45 00 | |
| 096 | A & M University Mineral Income Fund | | 1 623 20 | |
| 276 | Veterans Land Fund Division B | | 120 510 06 | |
| 351 | Water Development Fund | | 7 855 14 | |
| 375 | Veterans Land Fund Division C | | 71 927 44 | |
| 387 | Texas Opportunity Plan Fund | | 377 912 66 | |
| 388 | College Student Loans Bonds Interest and Sinking Fund | | 179 527 95 | |
| 410 | Veterans Land Fund Division D Series 1968 | | 12 875 74 | |
| 411 | Veterans Bond Fund Division D Reserve Series 1968 | | 2 730 50 | |
| 413 | Veterans Land Fund Division D Series 1968A | | 5 671 79 | 3 337 571 46 |
| <hr/> | | | | |

TABLE NO. 4 CONTINUED
EXPENDITURES

Year Ended August 31, 1970

Statement Of Expenditures In Support Of The State Government And Its Institutions
Grouped By Major Functions, Showing The Funds From Which The Payments Were Made

00 NON-GOVERNMENTAL PAYMENTS AND TRANSFERS FROM
FUNDS IN THE STATE TREASURY (CONTINUED)

| | | | | |
|-----|---|----|---------------|--|
| 083 | Discounts on Investments | \$ | 35 209 91 | |
| 007 | State Building Fund | | 278 931 32 | |
| 044 | Permanent School Fund | | 2 498 226 92* | |
| 045 | Permanent University Fund | | 1 500 00* | |
| 046 | Endowment Fund Medical Branch U of T | | 243 75 | |
| 048 | Permanent Blind Institute Fund | | 40 62 | |
| 049 | Permanent Deaf & Dumb Institute Fund | | 293 74 | |
| 051 | Permanent Orphans Home Fund | | 2 775 00* | |
| 095 | A & M University Mineral Investment Fund | | 1 125 00* | |
| 096 | A & M University Mineral Income Fund | | 300 00 | |
| 190 | Veterans Land Fund Division A | | 52 792 14* | |
| 276 | Veterans Land Fund Division B | | 16 406 25 | |
| 288 | Veterans Bond Fund Division B | | 120 277 29 | |
| | Reserve Series 1954 | | 63 112 50* | |
| 351 | Water Development Fund | | 483 226 56* | |
| 352 | Water Development Bond Interest and Sinking Fund | | 24 892 57* | |
| 375 | Veterans Land Fund Division C | | 615 159 38* | |
| 387 | Texas Opportunity Plan Fund | | 69 860 97* | |
| 388 | College Student Loan Bonds Interest and Sinking Fund | | 73 229 84* | |
| 408 | Texas Park Development Fund | | 9 872 65 | |
| 409 | Park Development Bonds Interest and Sinking Fund | | 14 775 00* | |
| 410 | Veterans Land Fund Division D Series 1968 | | 388 547 74 | |
| 411 | Veterans Bond Fund Division D, Reserve Series 1968 | | 30 546 87 | |
| 413 | Veterans Land Fund Division D Series 1968A | | | |
| 414 | Veterans Bond Fund Division D Reserve Series 1968A | \$ | 3 020 005 74* | |

* Deductions

TABLE NO. 4 CONTINUED

EXPENDITURES

Year Ended August 31, 1970

Statement Of Expenditures In Support Of The State Government And Its Institutions
Grouped By Major Functions, Showing The Funds From Which The Payments Were Made

00 NON-GOVERNMENTAL PAYMENTS AND TRANSFERS FROM
FUNDS IN THE STATE TREASURY (CONTINUED)

| | | | | |
|-------|--|----|---------------|-----------------|
| 085 | Premiums on Investments: | | | |
| 044 | Permanent School Fund | \$ | 18 956 00* | |
| 045 | Permanent University Fund | | 3 149 248 33 | |
| 048 | Permanent Blind Institute Fund | | 90 00 | |
| 049 | Permanent Deaf & Dumb Institute Fund | | 15 00 | |
| 051 | Permanent Orphans Home Fund | | 120 00 | |
| 190 | Veterans Land Fund Division A | | 375 00* | |
| 276 | Veterans Land Fund Division B | | 1 472 46 | |
| 351 | Water Development Fund | | 4 640 89 | |
| 387 | Texas Opportunity Plan Fund | | 14 687 50 | \$ 3 150 943 18 |
| <hr/> | | | | |
| 090 | Allocations Fund 120 | | | |
| 120 | Omnibus Tax Clearance Fund | | | 593 117 031 34 |
| | | | | |
| 092 | Land Purchased for Resale | | | |
| 410 | Veterans Land Fund Division D Series 1968 | | 904 569 21 | |
| 413 | Veterans Land Fund Division D Series 1968A | | 21 527 193 19 | 22 431 762 40 |
| <hr/> | | | | |
| 093 | Miscellaneous Non-Governmental Expenditures | | | |
| 001 | General Revenue Fund | | 1 812 757 75 | |
| 021 | Trust Account-Federal Aid-Highway Account Fund | | 630 212 61 | |
| 053 | School Bus Revolving Fund | | 6 821 265 17 | |
| 057 | County and Road District Highway Fund | | 12 266 168 85 | 21 530 404 38 |
| <hr/> | | | | |
| 095 | Departmental Transfers-Purchase of Supplies and Services | | | |
| 001 | General Revenue Fund | | 3 034 533 46 | |
| 006 | Highway Fund | | 3 344 348 01 | |

* Deductions

TABLE NO. 4 CONTINUED
EXPENDITURES
Year Ended August 31, 1970

Statement Of Expenditures In Support Of The State Government And Its Institutions
Grouped By Major Functions, Showing The Funds From Which The Payments Were Made

00 NON-GOVERNMENTAL PAYMENTS AND TRANSFERS FROM
FUNDS IN THE STATE TREASURY (CONTINUED)

| | | |
|-----|--|--------------|
| 095 | Departmental Transfers-Purchase of Supplies and Services (Continued) | |
| 007 | State Building Fund | \$ 85 485 77 |
| 009 | Game and Fish Fund | 160 732 26 |
| 011 | Available University Fund | 15 217 60 |
| 019 | Vital Statistics Fund | 71 00 |
| 023 | Department of Agriculture Fund | 2 015 06 |
| 026 | Unemployment Compensation Administration Fund | 10 523 23 |
| 029 | Traffic Safety Fund | 4 064 012 78 |
| 035 | Veterinary Fund | 63 59 |
| 036 | Insurance Commission Operating Fund | 921 27 |
| 038 | Central Education Agency Program Fund | 20 934 00 |
| 039 | Commodity Distribution Fund | 150 62 |
| 040 | Barber Examiners Fund | 15 47 |
| 056 | Professional Engineers Fund | 12 33 |
| 057 | County & Road District Highway Fund | 80 51 |
| 058 | Feed Control Fund | 221 44 |
| 061 | Commission for Rehabilitation Operating Fund | 347 807 64 |
| 062 | Comptrollers Operating Fund | 6 516 82 |
| 063 | Land and Water Recreation and Safety Fund | 13 134 70 |
| 064 | State Parks Fund | 46 200 92 |
| 072 | Attorney General Operating Fund | 812 97 |
| 075 | Registered Public Surveyors Fund | 93 12 |
| 083 | Donated Commodity Distribution Fund | 41 66 |
| 086 | Dental Registration Fund | 3 26 |
| 088 | Board of Cosmetologists Fund | 140 62 |
| 092 | Federal Disaster Fund | 76 514 00 |
| 094 | Workmens Compensation Fund | 26 00 |
| 097 | Liquor Act Enforcement Fund | 344 92 |
| 099 | Operators and Chauffeurs Fund | 229 003 27 |

TABLE NO. 4 CONTINUED
EXPENDITURES

Year Ended August 31, 1970

Statement Of Expenditures In Support Of The State Government And Its Institutions
Grouped By Major Functions, Showing The Funds From Which The Payments Were Made

00 NON-GOVERNMENTAL PAYMENTS AND TRANSFERS FROM FUNDS IN THE STATE TREASURY (CONTINUED)

| | | | |
|-----|--|----|---------------|
| 095 | Departmental Transfers-Purchase of Supplies and Services (Continued) | | |
| 102 | Air Control Board Special Fund | \$ | 4 371 10 |
| 109 | Architects Registration Fund | | 2 25 |
| 112 | Education Agency Operating Fund | | 39 932 64 |
| 114 | Real Estate License Fund | | 39 76 |
| 118 | Federal Public Library Service Fund | | 13 018 96 |
| 123 | Water Board Planning Fund | | 19 425 74 |
| 127 | Federal Economic Opportunity Fund | | 1 685 03 |
| 134 | Federal Older Americans Fund | | 383 78 |
| 140 | Chiropractic Examiners Fund | | 37 09 |
| 141 | Federal Adult Blind Fund | | 7 190 68 |
| 148 | Federal Health Education and Welfare Fund | | 365 415 16 |
| 150 | Aircraft Fuel Tax Fund | | 30 937 05 |
| 153 | Water Quality Control Fund | | 64 593 75 |
| 155 | Railroad Commission Operating Fund | | 3 908 45 |
| 164 | Conservators Expense Fund | | 24 71 |
| 165 | Unemployment Compensation Administration Fund | | 9 940 98 |
| 166 | Welfare Administration Operating Fund | | 640 282 36 |
| 167 | Welfare Assistance Operating Fund | | 14 967 795 13 |
| 220 | Basic Science Examination Fund | | 57 02 |
| 221 | Federal Civil Defense and Disaster Relief Fund | | 194 014 34 |
| 223 | Federal Land and Water Conservation Fund | | 78 601 01 |
| 224 | Governors Office Federal Projects Fund | | 314 139 11 |
| 225 | University of Houston Current Fund | | 15 583 37 |
| 226 | Pan American College Current Fund | | 3 255 41 |
| 227 | Angelo State College Current Fund | | 9 074 87 |
| 237 | Texas State Technical Institute Fund | | 39 00 |
| 242 | A & M University Current Fund | | 2 510 15 |
| 243 | Tarleton College Current Fund | | 558 16 |
| 244 | University of Texas at Arlington Current Fund | | 4 494 72 |

TABLE NO. 4 CONTINUED

EXPENDITURES

Year Ended August 31, 1970

Statement Of Expenditures In Support Of The State Government And Its Institutions
Grouped By Major Functions, Showing The Funds From Which The Payments Were Made

00 NON-GOVERNMENTAL PAYMENTS AND TRANSFERS FROM FUNDS IN THE STATE TREASURY (CONTINUED)

| | | | |
|-----|--|----|-------------------------|
| 095 | Departmental Transfers-Purchase of Supplies and Services (Continued) | | |
| 245 | Prairie View A & M College Current Fund | \$ | 2 751 86 |
| 247 | Texas Southern University Current Fund | | 110 81 |
| 248 | University of Texas at Austin Current Fund | | 5 506 17 |
| 250 | University of Texas at El Paso Current Fund | | 2 612 02 |
| 253 | Texas Womans University Current Fund | | 13 68 |
| 254 | A & I University Current Fund | | 4 745 20 |
| 255 | Texas Technological University Current Fund | | 2 425 27 |
| 256 | Lamar College of Technology Current Fund | | 6 483 10 |
| 257 | East Texas State University Current Fund | | 1 083 46 |
| 258 | North Texas State University Current Fund | | 8 351 91 |
| 259 | Sam Houston University Current Fund | | 8 921 06 |
| 260 | Southwest Texas University Current Fund | | 9 567 42 |
| 261 | Stephen F. Austin University Current Fund | | 7 691 73 |
| 262 | Sul Ross University Current Fund | | 4 758 79 |
| 263 | West Texas State University Current Fund | | 1 694 50 |
| 264 | Midwestern University Current Fund | | 7 259 86 |
| 266 | Vocational Nurse Examiners Fund | | 461 97 |
| 267 | Parks Board Mineral Fund | | 177 85 |
| 273 | Federal Health Fund | | 77 060 43 |
| 275 | Texas Maritime Academy Current Fund | | 3 00 |
| | | | <u>\$ 28 402 970 17</u> |
| 096 | Operating Fund Transfers | | |
| 001 | General Revenue Fund | | 14 974 621 94 |
| 003 | Textbook Fund | | 429 899 56 |
| 006 | Highway Fund | | 14 000 00 |
| 007 | State Building Fund | | 17 000 00 |
| 009 | Game and Fish Fund | | 26 000 00 |
| 010 | Motor Vehicle Insurance Fund | | 200 000 00 |
| 013 | Fire Insurance Fund | | 1 820 000 00 |

TABLE NO. 4 CONTINUED
EXPENDITURES
Year Ended August 31, 1970

Statement Of Expenditures In Support Of The State Government And Its Institutions
Grouped By Major Functions, Showing The Funds From Which The Payments Were Made

00 NON-GOVERNMENTAL PAYMENTS AND TRANSFERS FROM
FUNDS IN THE STATE TREASURY (CONTINUED)

| | | | |
|-----|---|----|---------------|
| 096 | Operating Fund Transfers (Continued) | | |
| 014 | Compensation Insurance Fund | \$ | 780 000 00 |
| 034 | Optometry Fund | | 10 000 00 |
| 040 | Barber Examiners Fund | | 10 000 00 |
| 052 | Veterans Land Board Fund | | 22 600 00 |
| 054 | Insurance Examination Fund | | 1 600 000 00 |
| 055 | Medical Registration Fund | | 24 000 00 |
| 056 | Professional Engineers Fund | | 17 000 00 |
| 085 | Insurance Agents License Fund | | 492 000 00 |
| 086 | Dental Registration Fund | | 5 000 00 |
| 088 | Board of Cosmetologists Fund | | 14 000 00 |
| 093 | Managing General Agents Fund | | 6 000 00 |
| 097 | Liquor Act Enforcement Fund | | 35 000 00 |
| 103 | Credit Insurance Fund | | 55 000 00 |
| 113 | Mutual Assessment Fund | | 2 400 00 |
| 114 | Real Estate License Fund | | 13 000 00 |
| 115 | Insurance Fee Fund | | 435 000 00 |
| 119 | Fire Works License Fund | | 30 000 00 |
| 124 | Local Recording Agents and Solicitors License Fund | | 152 700 00 |
| 148 | Federal Health Education and Welfare Fund | | 5 948 468 25 |
| 150 | Aircraft Fuel Tax Fund | | 12 000 00 |
| 161 | Casualty Insurance Fund | | 150 000 00 |
| 162 | Title Insurance Fund | | 45 000 00 |
| 180 | Burial Association Rate Fund | | 3 000 00 |
| 193 | Foundation School Fund | | 2 001 639 00 |
| 272 | Board of Corrections Mineral Fund | | 22 000 00 |
| | | | <hr/> |
| | | | 29 367 328 75 |
| 097 | Merchandise Purchased for Resale | | |
| 001 | General Revenue Fund | | 991 855 67 |

TABLE NO. 4 CONTINUED
EXPENDITURES
Year Ended August 31, 1970

Statement Of Expenditures In Support Of The State Government And Its Institutions
Grouped By Major Functions, Showing The Funds From Which The Payments Were Made

00 NON-GOVERNMENTAL PAYMENTS AND TRANSFERS FROM FUNDS IN THE STATE TREASURY (CONTINUED)

| | | | | | |
|-----|---|----|--------------|--|-------------------|
| 098 | Allocations Fund 60 | | | | |
| | 060 Highway Motor Fuel Tax Fund | | | | \$ 311 081 059 23 |
| 099 | Department Transfers—Appropriation and Cash Transfers | | | | |
| | 001 General Revenue Fund | | | | 3 496 416 00 |
| 101 | Loans to College Students | | | | |
| | 387 Texas Opportunity Plan Fund | | | | 23 246 348 25 |
| 199 | Revenue Refunds Applied | | | | |
| | 001 General Revenue Fund | \$ | 2 799 802 10 | | |
| | 006 Highway Fund | | 79 92 | | |
| | 009 Game and Fish Fund | | 155 864 84 | | |
| | 019 Vital Statistics Fund | | 41 514 09 | | |
| | 026 Unemployment Compensation Administration Fund | | 50 679 58 | | |
| | 045 Permanent University Fund | | 169 148 82* | | |
| | 060 Highway Motor Fuel Tax Fund | | 7 912 498 49 | | |
| | 088 Board of Cosmetologists Fund | | 420 00 | | |
| | 092 Federal Disaster Fund | | 125 309 34 | | |
| | 097 Liquor Act Enforcement Fund | | 924 466 94 | | |
| | 118 Federal Public Library Service Fund | | 16 536 36 | | |
| | 120 Omnibus Tax Clearance Fund | | 907 338 32 | | |
| | 127 Federal Economic Opportunity Fund | | 786 58 | | |
| | 148 Federal Health Education and Welfare Fund | | 2 711 75 | | |
| | 152 Escheat Expense and Reimbursement Fund | | 15 380 91 | | |
| | 165 Unemployment Compensation Administration Fund | | 7 568 87 | | |
| | 224 Governor's Office Federal Projects Fund | | 631 65 | | |
| | 227 Angelo State University Current Fund | | 3 590 35 | | |
| | 237 Texas Technical Institute Fund | | 1 596 00 | | |

* Deduction

TABLE NO. 4 CONTINUED
EXPENDITURES
Year Ended August 31, 1970

Statement Of Expenditures In Support Of The State Government And Its Institutions
Grouped By Major Functions, Showing The Funds From Which The Payments Were Made

00 **NON-GOVERNMENTAL PAYMENTS AND TRANSFERS FROM**
FUNDS IN THE STATE TREASURY (CONTINUED)

| | | | | |
|------------|---|----|------------|-------------------------|
| 199 | Revenue Refunds Applied (Continued) | | | |
| 242 | A & M University Current Fund | \$ | 61 410 35 | |
| 243 | Tarleton College Current Fund | | 2 813 36 | |
| 244 | University of Texas at Arlington Current Fund | | 27 188 04 | |
| 245 | Prairie View A & M College Current Fund | | 3 351 15 | |
| 247 | Texas Southern University Current Fund | | 5 508 77 | |
| 248 | University of Texas at Austin Current Fund | | 11 222 56 | |
| 254 | A & I University Current Fund | | 25 209 70 | |
| 255 | Texas Technological University Current Fund | | 37 137 30 | |
| 256 | Lamar College of Technology Current Fund | | 15 683 62 | |
| 257 | East Texas State University Current Fund | | 14 023 03 | |
| 258 | North Texas State University Current Fund | | 35 444 61 | |
| 259 | Sam Houston University Current Fund | | 553 40 | |
| 260 | Southwest Texas University Current Fund | | 16 093 74 | |
| 262 | Sul Ross University Current Fund | | 4 121 18 | |
| 263 | West Texas State University Current Fund | | 6 900 22 | |
| 264 | Midwestern University Current Fund | | 6 822 47 | |
| 273 | Federal Health Fund | | 1 148 86 | |
| 274 | Motor Vehicle Inspection Fund | | 167 283 00 | |
| | | | | \$ 13 239 542 63 |
| 221 | Interdepartmental Transfer - Telephone Service | | | |
| 001 | General Revenue Fund | | 393 903 12 | |
| 006 | Highway Fund | | 134 573 45 | |
| 007 | State Building Fund | | 9 038 33 | |
| 009 | Game and Fish Fund | | 20 253 04 | |
| 023 | Department of Agriculture Fund | | 24 639 97 | |
| 029 | Traffic Safety Fund | | 1 241 49 | |
| 036 | Insurance Commission Operating Fund | | 27 356 70 | |
| 039 | Commodity Distribution Fund | | 2 534 95 | |
| 040 | Barber Examiners Fund | | 1 478 95 | |
| 056 | Professional Engineers Fund | | 1 493 65 | |

TABLE NO. 4 CONTINUED
EXPENDITURES

Year Ended August 31, 1970

Statement Of Expenditures In Support Of The State Government And Its Institutions
Grouped By Major Functions, Showing The Funds From Which The Payments Were Made

00 NON-GOVERNMENTAL PAYMENTS AND TRANSFERS FROM FUNDS IN THE STATE TREASURY (CONTINUED)

221 Interdepartmental Transfer - Telephone Service (Continued)

| | | | |
|-----|--|----|---------------|
| 057 | County and Road District Highway Fund | \$ | 560 54 |
| 061 | Commission for Rehabilitation Operating Fund | | 44 409 97 |
| 062 | Comptrollers Operating Fund | | 33 154 65 |
| 063 | Land & Water Recreation & Safety Fund | | 945 94 |
| 064 | State Parks Fund | | 8 410 22 |
| 069 | Board of Landscape Architects Fund | | 67 40 |
| 072 | Attorney General Operating Fund | | 16 827 26 |
| 075 | Registered Public Surveyors Fund | | 651 45 |
| 083 | Donated Commodity Distribution Fund | | 700 44 |
| 086 | Dental Registration Fund | | 2 395 42 |
| 088 | Board of Cosmetologists Fund | | 1 627 61 |
| 094 | Workmens Compensation Fund | | 12 425 95 |
| 097 | Liquor Act Enforcement Fund | | 8 703 45 |
| 109 | Architects Registration Fund | | 196 67 |
| 112 | Education Agency Operating Fund | | 86 796 82 |
| 114 | Real Estate License Fund | | 2 553 03 |
| 118 | Federal Public Library Service Fund | | 1 384 86 |
| 127 | Federal Economic Opportunity Fund | | 11 162 24 |
| 134 | Federal Older Americans Fund | | 2 732 76 |
| 150 | Aircraft Fuel Tax Fund | | 3 659 75 |
| 153 | Water Quality Control Fund | | 639 59 |
| 155 | Railroad Commission Operating Fund | | 32 239 64 |
| 166 | Welfare Administration Operating Fund | | 50 314 36 |
| 219 | Federal Higher Education Fund | | 500 00 |
| 220 | Basic Science Examination Fund | | 561 99 |
| 223 | Federal Land and Water Conservation Fund | | 1 190 42 |
| 224 | Governors Office Federal Projects Fund | | 3 876 94 |
| 266 | Vocational Nurse Examiners Fund | | 848 47 |
| | | | <hr/> |
| | | | \$ 946 051 49 |

TABLE NO. 4 CONTINUED
EXPENDITURES

Year Ended August 31, 1970

Statement Of Expenditures In Support Of The State Government And Its Institutions
Grouped By Major Functions, Showing The Funds From Which The Payments Were Made

00 NON-GOVERNMENTAL PAYMENTS AND TRANSFERS FROM
FUNDS IN THE STATE TREASURY (CONTINUED)

| | | | |
|-----|---|----|------------|
| 999 | Expenditure Refunds Applied | | |
| 001 | General Revenue Fund | \$ | 500 011 69 |
| 002 | Available School Fund | | 12 176 34 |
| 006 | Highway Fund | | 447 632 69 |
| 007 | State Building Fund | | 643 59 |
| 009 | Game and Fish Fund | | 10 171 27 |
| 011 | Available University Fund | | 1 000 00 |
| 019 | Vital Statistics Fund | | 1 213 02 |
| 023 | Department of Agriculture Fund | | 1 285 79 |
| 026 | Unemployment Compensation Administration Fund | | 978 80 |
| 030 | Education Agency Driver Education Fund | | 193 08 |
| 033 | Sanitarians Registration and License Fund | | 90 40 |
| 035 | Veterinary Fund | | 166 06 |
| 036 | Insurance Commission Operating Fund | | 3 260 59 |
| 038 | Central Education Agency Program Fund | | 579 779 59 |
| 040 | Barber Examiners Fund | | 741 37 |
| 047 | A & M University Available Fund | | 360 813 11 |
| 055 | Medical Registration Fund | | 121 55 |
| 056 | Professional Engineers Fund | | 21 04 |
| 059 | Special Boat Fund | | 2 924 81 |
| 061 | Commission for Rehabilitation Operating Fund | | 97 700 25 |
| 062 | Comptrollers Operating Fund | | 1 112 63 |
| 063 | Land and Water Recreation and Safety Fund | | 2 433 15 |
| 064 | State Parks Fund | | 67 89 |
| 065 | Land Office Sale Fee Fund | | 8 830 43 |
| 067 | Confiscated Liquor Fund | | 120 00 |
| 072 | Attorney General Operating Fund | | 1 540 81 |
| 075 | Registered Public Surveyors Fund | | 39 96 |
| 076 | Prepaid Funeral Contract Fund | | 69 56 |
| 080 | Land Office Permit Fee Fund | | 22 079 33 |

TABLE NO. 4 CONTINUED

EXPENDITURES

Year Ended August 31, 1970

Statement Of Expenditures In Support Of The State Government And Its Institutions
Grouped By Major Functions, Showing The Funds From Which The Payments Were Made00 NON-GOVERNMENTAL PAYMENTS AND TRANSFERS FROM
FUNDS IN THE STATE TREASURY (CONTINUED)

| | | | |
|-----|---|----|--------------|
| 999 | Expenditure Refunds Applied (Continued) | | |
| 086 | Dental Registration Fund | \$ | 123 36 |
| 088 | Board of Cosmetologists Fund | | 829 90 |
| 092 | Federal Disaster Fund | | 109 066 84 |
| 094 | Workmen's Compensation Fund | | 11 798 75 |
| 097 | Liquor Act Enforcement Fund | | 5 130 25 |
| 099 | Operators and Chauffeurs Fund | | 1 314 78 |
| 100 | Treasury Fiscal Agency Fund | | 133 05 |
| 109 | Architects Registration Fund | | 17 40 |
| 112 | Education Agency Operating Fund | | 378 88 |
| 114 | Real Estate License Fund | | 1 141 77 |
| 118 | Federal Public Library Service Fund | | 330 91 |
| 127 | Federal Economic Opportunity Fund | | 963 42 |
| 129 | Hospital Licensing Fund | | 20 61 |
| 134 | Federal Older Americans Fund | | 132 00 |
| 140 | Chiropractic Examiners Fund | | 48 92 |
| 141 | Federal Adult Blind Fund | | 29 029 40 |
| 148 | Federal Health Education and Welfare Fund | | 634 116 68 |
| 150 | Aircraft Fuel Tax Fund | | 9 412 45 |
| 152 | Escheat Expense and Reimbursement Fund | | 270 51 |
| 153 | Water Quality Control Fund | | 60 00 |
| 155 | Railroad Commission Operating Fund | | 2 716 28 |
| 156 | Industrial Revolving Fund | | 3 190 46 |
| 165 | Unemployment Compensation Administration Fund | | 18 35 |
| 166 | Welfare Administration Operating Fund | | 88 162 86 |
| 167 | Welfare Assistance Operating Fund | | 767 773 82 |
| 168 | Welfare Assistance Fund | | 3 965 260 99 |
| 171 | Federal School Lunch Fund | | 14 012 01 |
| 220 | Basic Science Examination Fund | | 134 08 |
| 222 | Federal Emergency Planning Fund | | 33 60 |

TABLE NO. 4 CONTINUED
EXPENDITURES
Year Ended August 31, 1970

Statement Of Expenditures In Support Of The State Government And Its Institutions
 Grouped By Major Functions, Showing The Funds From Which The Payments Were Made

00 **NON-GOVERNMENTAL PAYMENTS AND TRANSFERS FROM**
FUNDS IN THE STATE TREASURY (CONTINUED)

| | | | | |
|------------|--|----|------------|-------------------------|
| 999 | Expenditure Refunds Applied (Continued) | | | |
| | 223 Federal Land and Water Conservation Fund | \$ | 195 52 | |
| | 224 Governors Office Federal Projects Fund | | 16 521 33 | |
| | 226 Pan American College Current Fund | | 2 960 07 | |
| | 237 Texas Technical Institute Fund | | 10 315 05 | |
| | 242 A & M University Current Fund | | 9 743 72 | |
| | 244 University of Texas at Arlington Current Fund | | 425 00 | |
| | 245 Prairie View A & M College Current Fund | | 201 82 | |
| | 247 Texas Southern University Current Fund | | 444 48 | |
| | 255 Texas Technological University Current Fund | | 1 111 02 | |
| | 258 North Texas State University Current Fund | | 269 10 | |
| | 259 Sam Houston University Current Fund | | 746 06 | |
| | 260 Southwest Texas University Current Fund | | 4 23 | |
| | 262 Sul Ross University Current Fund | | 13 25 | |
| | 266 Vocational Nurse Examiners Fund | | 77 42 | |
| | 272 Board of Corrections Mineral Fund | | 2 964 00 | |
| | 273 Federal Health Fund | | 365 379 78 | |
| | 275 Texas Maritime Academy Current Fund | | 491 94 | |
| | | | \$ | 8 114 704 92 |
| 000 | Workmens Compensation Funds (Self Insurance) | | | |
| | 098 Texas Technological College Workmens Compensation Fund | | 710 26 | |
| | 185 A & M University Workmens Compensation Insurance Fund | | 39 362 81 | |
| | | | \$ | 40 073 07 |
| 00 | FUNCTION TOTAL—NON—GOVERNMENTAL PAYMENTS AND TRANSFERS FROM FUNDS IN THE STATE TREASURY | | | 1 517 348 203 80 |
| | GRAND TOTAL EXPENDITURES, PAYMENTS AND TRANSFERS FROM FUNDS IN THE STATE TREASURY | | | 4 472 094 000 29 |

TABLE NO. 5
 RECAPITULATION OF ALL FUND ACCOUNTS GROUPED BY TYPES OF FUNDS,
 THE NET RECEIPTS, NET DISBURSEMENTS, AND BALANCES
 FOR THE FISCAL YEAR ENDED AUGUST 31, 1970

| | | Net Cash Balance 9-1-69 | Net Receipts | Net Disbursements | Net Cash Balance 8-31-70 |
|---|--|-------------------------------|-------------------|----------------------|--------------------------------|
| GROUP I: <u>GENERAL STATE OPERATING AND DISBURSING FUNDS</u> | | | | | |
| 1 | General Revenue Fund | \$ 94 509 071 79 | \$ 987 333 667 55 | \$ 928 987 065 60 | \$ 152 855 673 74 |
| 4 | Pan American College Mineral Fund | - 0 - | 2 659 00 | - 0 - | 2 659 00 |
| 9 | Special Game and Fish Fund | 6 934 954 80 | 10 073 786 71 | 10 007 454 00 | 7 001 287 51 |
| 10 | Motor Vehicle Insurance Fund | 151 014 81 | 227 091 32 | 200 000 00 | 178 106 13 |
| 12 | Building Construction Planning Fund | 62 126 48 | 249 196 00 | 49 802 00 | 261 520 48 |
| 13 | Fire Insurance Fund | 1 216 703 01 | 2 437 476 43 | 1 820 000 00 | 1 834 179 44 |
| 14 | Compensation Insurance Fund | 633 148 37 | 904 257 10 | 780 000 00 | 757 405 47 |
| 19 | Vital Statistics Fund | 25 816 32 | 442 731 88 | 350 498 80 | 118 049 40 |
| 23 | Department of Agriculture Fund | 205 218 61 | 1 024 072 50 | 1 092 673 28 | 136 617 83 |
| 24 | Psychologists Licensing Fund | - 0 - | 38 505 00 | 16 526 95 | 21 978 05 |
| 29 | Traffic Safety Fund | 162 646 56 | 5 252 508 98 | 4 415 611 61 | 999 543 93 |
| 30 | Education Agency Driver Education Fund | 932 901 00 | 4 715 764 58 | 2 858 887 92 | 2 789 777 66 |
| 32 | Youth Council Mineral Fund | 1 140 89 | 230 69 | - 0 - | 1 371 58 |
| 33 | Sanitarians Registration and License Fund | 699 62 | 4 575 71 | 4 956 54 | 318 79 |
| 34 | Optometry Fund | - 0 - | 59 162 50 | 33 021 97 | 26 140 53 |
| 35 | Veterinary Fund | 17 228 10 | 61 924 25 | 44 917 06 | 34 235 29 |
| 36 | Insurance Commission Operating Fund | 911 714 09 | 4 983 095 81 | 4 804 253 81 | 1 090 556 09 |
| 38 | Central Education Agency Program Fund | 1 604 388 00 | 88 746 669 41 | 88 686 246 42 | 1 664 810 99 |
| 39 | Commodity Distribution Fund | 805 336 12 | 1 674 361 18 | 1 597 182 96 | 882 514 34 |
| 40 | Barber Examiners Fund | 137 451 08 | 182 234 09 | 230 150 93 | 89 534 24 |
| 41 | Board of Water Engineers Fund | 206 311 34 | 317 617 00 | 247 808 80 | 276 119 54 |
| 52 | Veterans Land Board Fund | 130 098 63 | 163 667 36 | 23 930 00 | 269 835 99 |
| 54 | Insurance Examination Fund | 1 173 363 33 | 1 160 987 35 | 1 600 000 00 | 734 350 68 |
| 55 | Medical Registration Fund | 191 815 61 | 190 550 55 | 182 181 59 | 200 184 57 |
| 56 | Professional Engineers Fund | 101 358 20 | 105 598 14 | 168 704 81 | 38 251 53 |
| 58 | Feed Control Fund | 92 147 23 | 669 316 30 | 605 972 74 | 155 490 79 |

TABLE NO. 5 CONTINUED
 RECAPITULATION OF ALL FUND ACCOUNTS GROUPED BY TYPES OF FUNDS,
 THE NET RECEIPTS, NET DISBURSEMENTS, AND BALANCES
 FOR THE FISCAL YEAR ENDED AUGUST 31, 1970

| | Net Cash Balance 9-1-69 | Net Receipts | Net Disbursements | Net Cash Balance 8-31-70 |
|--|-------------------------------|-----------------|----------------------|--------------------------------|
| GROUP I: GENERAL STATE OPERATING AND DISBURSING FUNDS | | | | |
| 59 Special Boat Fund | \$ 1 133 278 94 | \$ 1 163 037 56 | \$ 431 415 62 | \$ 1 864 900 88 |
| 61 Commission for Rehabilitation Operating Fund | - 0 - | 25 052 297 83 | 24 701 515 35 | 350 782 48 |
| 62 Comptroller's Operating Fund | 205 283 67 | 12 614 276 91 | 11 876 318 51 | 943 242 07 |
| 63 Land and Water Recreation and Safety Fund | 943 425 06 | 1 632 874 80 | 1 430 586 40 | 1 145 713 46 |
| 64 State Parks Fund | 690 033 50 | 900 447 57 | 829 870 14 | 760 610 93 |
| 65 Land Office Sale Fee Fund | 270 833 13 | 108 343 27 | 143 060 04 | 236 116 36 |
| 67 Confiscated Liquor Fund | 46 990 82 | 5 557 34 | 7 485 12 | 45 063 04 |
| 69 Board of Landscape Architects Fund | - 0 - | 31 250 00 | 16 744 97 | 14 505 03 |
| 70 Bicentennial Fund | - 0 - | 25 000 00 | 3 321 80 | 21 678 20 |
| 72 Attorney General Operating Fund | 196 073 80 | 942 579 67 | 712 312 59 | 426 340 88 |
| 75 Registered Public Surveyors Fund | 14 522 23 | 19 307 96 | 17 034 46 | 16 795 73 |
| 76 Prepaid Funeral Contract Fund | 12 427 68 | 15 508 70 | 23 032 40 | 4 903 98 |
| 80 Land Office Permit Fee Fund | 275 350 28 | 80 392 33 | 57 168 06 | 298 574 55 |
| 83 Donated Commodity Distribution Fund | 24 931 49 | 9 616 66 | 20 801 39 | 13 746 76 |
| 85 Insurance Agents License Fund | 327 037 77 | 420 790 23 | 506 516 74 | 241 311 26 |
| 86 Dental Registration Fund | 93 541 81 | 80 217 36 | 78 047 87 | 95 711 30 |
| 88 Board of Cosmetologists Fund | 978 490 58 | 402 204 41 | 492 564 01 | 888 130 98 |
| 89 Youth Development Fund | 579 06 | - 0 - | - 0 - | 579 06 |
| 93 Managing General Agents Fund | 6 340 98 | 4 680 00 | 6 000 00 | 5 020 98 |
| 94 Workmen's Compensation Fund | 221 623 22 | 564 423 15 | 515 616 69 | 270 429 68 |
| 95 A & M University Mineral Investment Fund | 2 442 65 | 227 166 35 | 227 225 00 | 2 384 00 |
| 96 A & M University Mineral Income Fund | 7 190 37 | 79 890 70 | 82 750 71 | 4 330 36 |
| 97 Liquor Act Enforcement Fund | 35 040 75 | 5 907 855 50 | 5 534 869 87 | 408 026 38 |

TABLE NO. 5 CONTINUED
 RECAPITULATION OF ALL FUND ACCOUNTS GROUPED BY TYPES OF FUNDS,
 THE NET RECEIPTS, NET DISBURSEMENTS, AND BALANCES
 FOR THE FISCAL YEAR ENDED AUGUST 31, 1970

| | Net Cash Balance 9-1-69 | Net Receipts | Net Disbursements | Net Cash Balance 8-31-70 | |
|--|--|-----------------|----------------------|--------------------------------|---------------|
| GROUP I: GENERAL STATE OPERATING AND DISBURSING FUNDS | | | | | |
| 99 | Operators and Chauffeurs License Fund | \$ 2 015 818 69 | \$ 10 303 237 59 | \$ 11 463 016 79 | \$ 856 039 49 |
| 100 | Treasury Fiscal Agency Fund | 2 515 12 | 9 683 48 | 10 385 69 | 1 812 91 |
| 102 | Air Control Board Fund | 4 782 58 | 30 639 00 | 27 459 51 | 7 962 07 |
| 103 | Credit Insurance Fund | 233 055 18 | 119 500 00 | 55 000 00 | 297 555 18 |
| 109 | Architects Registration Fund | 99 104 12 | 37 932 24 | 45 808 93 | 91 227 43 |
| 112 | Central Education Agency Operating Fund | 2 675 126 30 | 6 886 577 26 | 8 691 609 89 | 870 093 67 |
| 113 | Mutual Assessment Fund | 5 00 | 2 395 00 | 2 400 00 | - 0 - |
| 114 | Real Estate License Fund | 185 720 74 | 451 960 96 | 421 210 57 | 216 471 13 |
| 115 | Insurance Fee Fund | 1 599 916 07 | 405 303 28 | 435 000 00 | 1 570 219 35 |
| 119 | Fire Works License Fund | 16 725 41 | 30 645 93 | 30 000 00 | 17 371 34 |
| 123 | Water Board Planning Fund | 31 898 69 | 132 397 70 | 150 819 01 | 13 477 38 |
| 124 | Local Recording Agents and Solicitors License Fund | 55 892 91 | 96 807 09 | 152 700 00 | - 0 - |
| 129 | Hospital Licensing Fund | 26 098 97 | 47 297 11 | 55 507 14 | 17 888 94 |
| 133 | Economic Opportunity Fund-- Welfare | 92 604 42 | 92 604 42* | - 0 - | - 0 - |
| 140 | Chiropractic Examiners Fund | 13 618 87 | 26 753 90 | 27 043 85 | 13 328 92 |
| 150 | Aircraft Fuel Tax Fund | 1 164 730 51 | 510 637 94 | 1 000 690 37 | 674 678 08 |
| 152 | Escheat Expense and Reimbursement Fund | 200 275 56 | 81 555 11 | 81 015 52 | 200 815 15 |
| 153 | Water Quality Fund | 231 321 52 | 484 524 79 | 283 459 24 | 432 387 07 |
| 154 | Texas A & I University Special Mineral Fund | 34 839 04 | 19 913 38 | 2 392 60 | 52 359 82 |
| 155 | Railroad Commission Operating Fund | 235 987 54 | 4 687 590 34 | 4 123 402 34 | 800 175 54 |
| 156 | Industrial Revolving Fund | 760 634 46 | 5 530 345 21 | 5 282 789 98 | 1 008 189 69 |
| 157 | Alabama-Coushatta Mineral Fund | 4 22 | - 0 - | - 0 - | 4 22 |

* Deduction

TABLE NO. 5 CONTINUED
RECAPITULATION OF ALL FUND ACCOUNTS GROUPED BY TYPES OF FUNDS,
THE NET RECEIPTS, NET DISBURSEMENTS, AND BALANCES
FOR THE FISCAL YEAR ENDED AUGUST 31, 1970

| | | <u>Net Cash</u> <u>Balance</u> <u>9-1-69</u> | <u>Net</u> <u>Receipts</u> | <u>Net</u> <u>Disbursements</u> | <u>Net Cash</u> <u>Balance</u> <u>8-31-70</u> |
|---|--|--|-------------------------------|------------------------------------|---|
| GROUP I: <u>GENERAL STATE OPERATING AND DISBURSING FUNDS</u> | | | | | |
| 158 | Water Rights Administration Fund | \$ 3 33 | \$ - 0 - | \$ - 0 - | \$ 3 33 |
| 161 | Casualty Insurance Fund | 119 602 94 | 169 616 76 | 150 000 00 | 139 219 70 |
| 162 | Title Insurance Fund | 53 048 24 | 22 403 29 | 45 000 00 | 30 451 53 |
| 164 | Conservators Expense Fund | 25 000 00 | 53 635 46 | 53 856 09 | 24 779 37 |
| 165 | Unemployment Compensation Special Administration Fund | 1 067 739 15 | 754 475 17 | 547 869 94 | 1 274 344 38 |
| 166 | Welfare Administration Operating Fund | 2 446 513 42 | 33 121 874 74 | 32 926 139 49 | 2 642 248 67 |
| 167 | Welfare Assistance Operating Funds | 31 419 153 04 | 259 384 611 14 | 290 378 653 95 | 425 110 23 |
| 168 | Welfare Assistance Fund | 5 000 00 | 207 524 722 02 | 205 879 349 46 | 1 650 372 56 |
| 180 | Burial Association Rate Fund | 19 160 05 | 2 955 65 | 3 000 00 | 19 115 70 |
| 189 | Farm to Market Road Fund | 960 765 01 | 960 765 01* | - 0 - | - 0 - |
| 193 | Foundation School Fund | - 0 - | 80 035 383 57 | 80 035 383 57 | - 0 - |
| 220 | Basic Science Examination Fund | 117 070 51 | 47 415 91 | 36 199 95 | 128 286 47 |
| 225 | University of Houston Current Fund | 640 522 32 | 3 533 077 52 | 4 033 217 29 | 140 382 55 |
| 226 | Pan American College Current Fund | 261 769 99 | 547 190 29 | 583 607 27 | 225 353 01 |
| 227 | Angelo State University Current Fund | 244 538 45 | 456 579 93 | 447 547 78 | 253 570 60 |
| 234 | A & M University System Administrative and General Office Current Fund | 2 042 97 | 1 512 20 | 2 983 49 | 571 68 |
| 237 | James Connally Technical Institute Current Fund | 11 198 14 | 658 512 52 | 560 347 08 | 109 363 58 |
| 240 | A & M Experiment Station Current Fund | 174 238 14 | - 0 - | 24 998 00 | 149 240 14 |

* Deduction

TABLE NO. 5 CONTINUED
 RECAPITULATION OF ALL FUND ACCOUNTS GROUPED BY TYPES OF FUNDS,
 THE NET RECEIPTS, NET DISBURSEMENTS, AND BALANCES
 FOR THE FISCAL YEAR ENDED AUGUST 31, 1970

| | | Net Cash Balance 9-1-69 | Net Receipts | Net Disbursements | Net Cash Balance 8-31-70 |
|---|---|-------------------------------|-----------------|----------------------|--------------------------------|
| GROUP I: <u>GENERAL STATE OPERATING AND DISBURSING FUNDS</u> | | | | | |
| 242 | A & M University Current Fund | \$ 606 357 42 | \$ 2 382 282 72 | \$ 2 470 318 96 | \$ 518 321 18 |
| 243 | Tarleton State College Current Fund | 220 029 99 | 442 298 66 | 353 941 69 | 308 386 96 |
| 244 | University of Texas at Arlington Current Fund | 205 290 96 | 1 455 156 52 | 1 050 106 10 | 610 341 38 |
| 245 | Prairie View A & M College Current Fund | 416 272 26 | 498 710 23 | 530 622 39 | 384 360 10 |
| 247 | Texas Southern University Current Fund | 134 534 62 | 893 511 64 | 902 409 58 | 125 636 68 |
| 248 | University of Texas at Austin Current Fund | 91 115 96 | 6 666 563 26 | 6 565 973 53 | 191 705 69 |
| 250 | University of Texas at El Paso Current Fund | 24 261 09 | 1 506 285 72 | 1 463 207 50 | 67 339 31 |
| 253 | Texas Womans University Current Fund | 64 301 24 | 812 889 89 | 683 710 96 | 193 480 17 |
| 254 | Texas A & I University Current Fund | 383 831 49 | 1 090 244 21 | 923 794 63 | 550 281 07 |
| 255 | Texas Technological College Current Fund | 1 825 924 59 | 3 064 003 11 | 2 940 211 23 | 1 949 716 47 |
| 256 | Lamar State College of Technology Current Fund | 669 806 31 | 1 544 493 49 | 1 274 251 44 | 940 048 36 |
| 257 | East Texas State University Current Fund | 1 656 021 57 | 1 479 531 99 | 1 461 162 18 | 1 674 391 38 |
| 258 | North Texas State University Current Fund | 25 603 18 | 2 459 851 90 | 2 431 636 42 | 53 818 66 |
| 259 | Sam Houston State University Current Fund | 141 254 05 | 1 186 469 22 | 978 540 33 | 349 182 94 |
| 260 | Southwest Texas State University Current Fund | 528 405 73 | 1 472 053 13 | 1 009 686 01 | 990 772 85 |
| 261 | Stephen F. Austin State University Current Fund | 255 134 92 | 1 134 978 37 | 990 303 74 | 399 809 55 |

TABLE NO. 5 CONTINUED
 RECAPITULATION OF ALL FUND ACCOUNTS GROUPED BY TYPES OF FUNDS,
 THE NET RECEIPTS, NET DISBURSEMENTS, AND BALANCES
 FOR THE FISCAL YEAR ENDED AUGUST 31, 1970

| | Net Cash Balance 9-1-69 | Net Receipts | Net Disbursements | Net Cash Balance 8-31-70 | |
|--|--|-----------------------|-------------------------|--------------------------------|-----------------------|
| GROUP I: GENERAL STATE OPERATING AND DISBURSING FUNDS | | | | | |
| 262 | Sul Ross State University Current Fund | \$ 135 123 75 | \$ 392 628 56 | \$ 429 000 71 | \$ 98 751 60 |
| 263 | West Texas State University Current Fund | 221 804 33 | 1 279 623 93 | 1 296 758 77 | 204 669 49 |
| 264 | Midwestern University Current Fund | 364 325 15 | 523 784 60 | 518 561 85 | 369 547 90 |
| 265 | National Guard Armory Board Mineral Fund | 6 538 93 | - 0 - | - 0 - | 6 538 93 |
| 266 | Vocational Nurse Examiners Fund | 112 191 57 | 131 736 04 | 122 672 85 | 121 254 76 |
| 267 | Parks Board Mineral Fund | 21 233 56 | 5 142 85 | 18 239 40 | 8 137 01 |
| 270 | Hospitals and Special Schools Mineral Fund | 22 422 53 | 5 151 43 | - 0 - | 27 573 96 |
| 272 | Board of Correction Mineral Fund | 1 049 574 41 | 386 274 85 | 368 533 70 | 1 067 315 56 |
| 274 | Motor Vehicle Inspection Fund | 4 459 400 26 | 4 909 730 26 | 4 003 544 31 | 5 365 586 21 |
| 275 | Texas Maritime Academy Current Fund | 138 918 69 | 23 824 87 | 93 836 82 | 68 906 74 |
| 277 | West Texas State University Mineral Fund | 40 66 | - 0 - | - 0 - | 40 66 |
| 412 | Midwestern University Special Mineral Fund | 4 266 72 | 3 696 31* | - 0 - | 570 41 |
| | TOTAL GROUP I | 176 724 119 34 | 1 812 209 244 88 | 1 777 452 995 42 | 211 480 368 80 |
| GROUP II: CONSTITUTIONAL FUNDS EXPENDABLE FOR SPECIFIC PURPOSES | | | | | |
| 2 | Available School Fund | 14 482 661 74 | 280 598 829 80 | 288 124 005 33 | 6 957 486 21 |
| 3 | State Textbook Fund | 273 984 39 | 16 465 621 18 | 16 445 237 40 | 294 368 17 |

* Deduction

TABLE NO. 5 CONTINUED
RECAPITULATION OF ALL FUND ACCOUNTS GROUPED BY TYPES OF FUNDS,
THE NET RECEIPTS, NET DISBURSEMENTS, AND BALANCES
FOR THE FISCAL YEAR ENDED AUGUST 31, 1970

| | Net Cash Balance 9-1-69 | Net Receipts | Net Disbursements | Net Cash Balance 8-31-70 |
|--|---|-----------------|----------------------|--------------------------------|
| GROUP II: CONSTITUTIONAL FUNDS | | | | |
| <u>EXPENDABLE FOR SPECIFIC PURPOSES</u> | | | | |
| 5 | \$ 2 038 495 43 | \$ 362 741 34 | \$ 104 830 00 | \$ 2 296 406 77 |
| 6 | 158 660 804 01 | 637 101 747 95 | 673 029 379 21 | 122 733 172 75 |
| 7 | 651 129 32 | 8 737 214 55 | 6 049 696 37 | 3 338 647 50 |
| 11 | 8 592 363 46 | 13 308 840 38 | 12 888 539 59 | 9 012 664 25 |
| 16 | Available Deaf & Dumb Institute Fund | - 0 - 4 73 | 4 73 | - 0 - |
| 17 | Available Blind Institute Fund | - 0 - 28 38 | 28 38 | - 0 - |
| 18 | Available Orphans Home Fund | - 0 - 37 84 | 37 84 | - 0 - |
| 47 | A & M University Available Fund | 11 410 222 71 | 6 008 963 89 | 4 210 487 70 |
| 57 | County and Road District Highway Fund | 7 516 039 43 | 7 508 206 76 | 7 461 733 19 |
| 190 | Veterans Land Fund Division A | 14 808 24 | 1 268 547 89 | 1 239 952 50 |
| 194 | Tarleton State College Building Fund | 2 349 16 | 294 13 | 2 358 08 |
| 195 | University of Texas at Arlington Building Fund | 900 60 | 323 37 | 922 37 |
| 196 | Texas Woman's University Building Fund | 1 702 48 | 585 99 | 715 69 |
| 197 | Texas A & I University Building Fund | 1 244 20 | 233 43 | 1 244 20 |
| 198 | University of Texas at El Paso Building Fund | 698 54 | 246 89 | - 0 - |
| 199 | Texas Technological College Building Fund | 2 414 44 | 815 37 | 2 414 44 |
| 200 | East Texas State University Building Fund | 1 191 87 | 423 77 | - 0 - |
| 201 | North Texas State University Building Fund | 1 844 03 | 615 63 | 1 844 03 |

TABLE NO 5 CONTINUED
RECAPITULATION OF ALL FUND ACCOUNTS GROUPED BY TYPES OF FUNDS,
THE NET RECEIPTS, NET DISBURSEMENTS, AND BALANCES
FOR THE FISCAL YEAR ENDED AUGUST 31, 1970

| | | Net Cash Balance 9-1-69 | Net Receipts | Net Disbursements | Net Cash Balance 8-31-70 |
|---|--|-------------------------------|-----------------|----------------------|--------------------------------|
| GROUP II: CONSTITUTIONAL FUNDS | | | | | |
| EXPENDABLE FOR SPECIFIC PURPOSES | | | | | |
| 202 | Sam Houston State University Building Fund | \$ 5 852 12 | \$ 437 98 | \$ - 0 - | \$ 6 290 10 |
| 203 | Southwest Texas State University Building Fund | 988 49 | 336 31 | 997 78 | 327 02 |
| 204 | Stephen F. Austin State University Building Fund | 18 739 82 | 768 38 | - 0 - | 19 508 20 |
| 205 | Sul Ross State University Building Fund | 1 232 23 | 139 49 | - 0 - | 1 371 72 |
| 206 | West Texas State University Building Fund | 799 50 | 281 73 | 817 99 | 263 24 |
| 207 | Prairie View A & M College Building Fund | 779 24 | 258 21 | 779 24 | 258 21 |
| 211 | University of Texas Interest and Sinking Fund | 15 655 89 | 6 080 456 61 | 6 096 112 50 | - 0 - |
| 212 | A & M University Interest and Sinking Fund | 34 445 69 | 3 020 097 12 | 3 054 542 81 | - 0 - |
| 276 | Veterans Land Fund Division B | 59 662 93 | 16 222 725 63 | 16 235 877 88 | 46 510 68 |
| 288 | Veterans Bond Fund, Division B Reserve Series 1954 | - 0 - | 16 406 25 | 16 406 25 | - 0 - |
| 301 | Texas Southern University Allocation Fund 1958-1967 | 7 625 88 | 2 028 55 | 7 731 58 | 1 922 85 |
| 306 | Texas Women's University Allocation Fund 1958-1967 | 5 390 65 | 1 472 84 | - 0 - | 6 863 49 |
| 309 | Texas A & I University Allocation Fund 1958-1967 | 6 461 57 | 1 609 83 | 6 461 57 | 1 609 83 |

TABLE NO. 5 CONTINUED
 RECAPITULATION OF ALL FUND ACCOUNTS GROUPED BY TYPES OF FUNDS,
 THE NET RECEIPTS, NET DISBURSEMENTS, AND BALANCES
 FOR THE FISCAL YEAR ENDED AUGUST 31, 1970

| | Net Cash Balance 9-1-69 | Net Receipts | Net Disbursements | Net Cash Balance 8-31-70 | |
|--|---|-----------------|----------------------|--------------------------------|--------------|
| GROUP II: CONSTITUTIONAL FUNDS EXPENDABLE FOR SPECIFIC PURPOSES | | | | | |
| 312 | Texas Technological College Allocation Fund 1958-1967 | 17 907 23 | 5 214 95 | 17 907 23 | 5 214 95 |
| 315 | Lamar State College Allocation Fund 1958-1967 | 9 592 22 | 2 658 55 | - 0 - | 12 250 77 |
| 320 | North Texas State University Allocation Fund 1958-1967 | 16 485 57 | 4 542 19 | - 0 - | 21 027 76 |
| | State Senior Colleges Building Funds: Allocation Funds 323-328 | | | | |
| 323 | East Texas State University | 6 264 83 | 1 735 26 | - 0 - | 8 000 09 |
| 324 | Sam Houston State University | 7 202 39 | 1 988 25 | - 0 - | 9 190 64 |
| 325 | Southwest Texas State University | 4 846 67 | 1 424 08 | 4 895 03 | 1 375 72 |
| 326 | Stephen F. Austin State University | 4 256 10 | 1 175 49 | - 0 - | 5 431 59 |
| 327 | Sul Ross State University | 2 266 52 | 623 29 | - 0 - | 2 889 81 |
| 328 | West Texas State University | 5 307 85 | 1 461 51 | 5 432 11 | 1 337 25 |
| 350 | Water Development Clearance Fund | 252 72 | 2 551 32 | - 0 - | 2 804 04 |
| 351 | Water Development Fund | 5 910 65 | 7 533 415 46 | 7 461 773 32 | 77 552 79 |
| 352 | Water Development Bonds Interest and Sinking Fund | - 0 - | 11 120 797 31 | 11 113 519 30 | 7 278 01 |
| 355 | Storage Facilities Operating and Maintenance Fund | - 0 - | 2 674 770 50 | 2 674 770 50 | - 0 - |
| 375 | Veterans Land Fund Division C | 75 589 85 | 16 415 693 71 | 16 400 050 88 | 91 232 68 |
| 387 | Texas Opportunity Plan Fund | 1 630 390 38 | 49 636 103 17 | 42 148 055 84 | 9 118 437 71 |
| 388 | Texas College Student Loan Bonds Interest and Sinking Fund | 1 943 019 14 | 14 820 719 17 | 16 024 698 07 | 739 040 24 |

TABLE NO. 5 CONTINUED
 RECAPITULATION OF ALL FUND ACCOUNTS GROUPED BY TYPES OF FUNDS,
 THE NET RECEIPTS, NET DISBURSEMENTS, AND BALANCES
 FOR THE FISCAL YEAR ENDED AUGUST 31, 1970

| | Net Cash Balance 9-1-69 | Net Receipts | Net Disbursements | Net Cash Balance 8-31-70 | |
|--|--|-----------------|----------------------|--------------------------------|-----------------|
| GROUP II: CONSTITUTIONAL FUNDS | | | | | |
| <u>EXPENDABLE FOR SPECIFIC PURPOSES</u> | | | | | |
| 390 | University of Texas at Arlington 1966-1977 Building Bond Sinking Fund | \$ 1 290 971 99 | \$ 1 785 068 67 | \$ 1 216 630 00 | \$ 1 859 410 66 |
| 391 | Texas Technological College 1966-1977 Building Bond Sinking Fund | 1 151 045 65 | 1 806 032 08 | 1 227 365 00 | 1 729 712 73 |
| 392 | North Texas State University 1966-1977 Building Bond Sinking Fund | 936 104 25 | 1 484 583 82 | 1 010 110 00 | 1 410 578 07 |
| 393 | Lamar State College of Technology 1966-1977 Building and Sinking Fund | 664 169 23 | 1 113 374 15 | 756 315 00 | 1 021 228 38 |
| 394 | Texas A & I University 1966-1977 Building Bond Sinking Fund | 288 219 51 | 467 055 76 | 314 970 00 | 440 305 27 |
| 395 | Texas Woman's University 1966-1977 Building Bond Sinking Fund | 187 563 15 | 333 956 75 | 225 390 00 | 296 129 90 |
| 396 | Texas Southern University 1966-1977 Building Bond Sinking Fund | 223 696 08 | 410 194 20 | 277 450 00 | 356 440 28 |
| 397 | Midwestern University 1966-1977 Building Bond Sinking Fund | 236 079 02 | 368 580 34 | 247 725 00 | 356 934 36 |
| 398 | University of Houston 1966-1977 Building Bond Sinking Fund | 1 319 618 99 | 2 170 699 75 | 1 479 045 00 | 2 011 273 74 |
| 399 | Pan American College 1966-1977 Building Bond Sinking Fund | 188 072 87 | 348 281 54 | 233 155 00 | 303 199 41 |
| 400 | East Texas State University 1966-1977 Building Bond Sinking Fund | 378 316 77 | 173 804 74 | - 0 - | 552 121 51 |
| 401 | Sam Houston State University 1966-1977 Building Bond Sinking Fund | 330 624 00 | 188 074 69 | - 0 - | 518 698 69 |
| 402 | Southwest Texas State University 1966-1977 Building Bond Sinking Fund | 402 279 63 | 185 445 67 | - 0 - | 587 725 30 |
| 403 | West Texas State University 1966-1977 Building Bond Sinking Fund | 285 536 89 | 149 118 13 | - 0 - | 434 655 02 |
| 404 | Stephen F. Austin State University 1966-1977 Building Bond Sinking Fund | 337 618 97 | 191 045 35 | - 0 - | 528 664 32 |

TABLE NO. 5 CONTINUED
RECAPITULATION OF ALL FUND ACCOUNTS GROUPED BY TYPES OF FUNDS,
THE NET RECEIPTS, NET DISBURSEMENTS, AND BALANCES
FOR THE FISCAL YEAR ENDED AUGUST 31, 1970

| | <u>Net Cash Balance 9-1-69</u> | <u>Net Receipts</u> | <u>Net Disbursements</u> | <u>Net Cash Balance 8-31-70</u> | |
|--|--|------------------------------|--------------------------------|---|------------------------------|
| GROUP II: CONSTITUTIONAL FUNDS | | | | | |
| <u>EXPENDABLE FOR SPECIFIC PURPOSES</u> | | | | | |
| 405 | Sul Ross State University 1966-1977 Building Bond Sinking Fund | \$ 92 890 30 | \$ 46 005 88 | \$ - 0 - | \$ 138 896 18 |
| 406 | Angelo State University 1966-1977 Building Bond Sinking Fund | 159 494 34 | 90 499 47 | - 0 - | 249 993 81 |
| 407 | Board of Regents, State Senior Colleges 1966-1977 Building Bond Sinking Fund | 32 19 | 2 144 947 81 | 2 144 980 00 | - 0 - |
| 408 | Texas Park Development Fund | 8 771 53 | 10 225 264 44 | 10 225 230 46 | 8 805 51 |
| 409 | Texas Park Development Bonds, Interest and Sinking Fund | 4 789 37 | 2 000 430 29 | 2 004 220 16 | 999 50 |
| 410 | Veterans Land Bond Fund Division D Series 1968 | 23 238 62 | 5 048 359 44 | 5 037 067 60 | 34 530 46 |
| 411 | Veterans Bond Fund, Division D, Reserve Series 1968 | - 0 - | 227 980 48 | 227 955 50 | 24 98 |
| 413 | Veterans Land Bond Fund, Division D, Series 1968A | 1 331 759 85 | 34 622 421 86 | 35 627 412 72 | 326 768 99 |
| 414 | Veterans Land Bond Fund, Division D, Reserve Series 1968A | - 0 - | 30 546 87 | 30 546 87 | - 0 - |
| | TOTAL GROUP II | <u>217 380 673 38</u> | <u>1 164 547 988 59</u> | <u>1 193 119 829 24</u> | <u>188 808 832 73</u> |
| GROUP III: FEDERAL FUNDS | | | | | |
| 21 | Trust Account—Federal Aid Highway Act Fund | 257 498 80 | 474 722 66 | 630 212 61 | 102 008 85 |
| 26 | Unemployment Compensation Administration Fund | 211 788 54 | 31 812 666 75 | 31 830 869 07 | 193 586 22 |
| 37 | Federal Child Welfare Service Fund | 613 384 71 | 20 250 72 | - 0 - | 633 635 43 |
| 92 | Federal Disaster Fund | 12 042 02 | 2 612 961 28 | 2 624 345 28 | 658 02 |

TABLE NO. 5 CONTINUED
RECAPITULATION OF ALL FUND ACCOUNTS GROUPED BY TYPES OF FUNDS,
THE NET RECEIPTS, NET DISBURSEMENTS, AND BALANCES
FOR THE FISCAL YEAR ENDED AUGUST 31, 1970

| | Net Cash Balance 9-1-69 | Net Receipts | Net Disbursements | Net Cash Balance 8-31-70 | |
|---|---|----------------------|-----------------------|--------------------------------|----------------------|
| GROUP III: FEDERAL FUNDS | | | | | |
| 117 | Federal Public Welfare Administration Fund | \$ 20 199 963 08 | \$ 21 015 660 94 | \$ - 0 - | \$ 41 215 624 02 |
| 118 | Federal Public Library Service Fund | 1 062 692 77 | 2 410 682 68 | 2 602 124 84 | 871 250 61 |
| 127 | Federal Economic Opportunity Fund | 3 848 39 | 280 941 78 | 272 030 98 | 12 759 19 |
| 134 | Federal Older American Fund | 130 450 97 | 381 790 80 | 492 082 26 | 20 159 51 |
| 135 | Federal Mental Health and Mental Retardation Fund | 626 20 | 20 44 | - 0 - | 646 64 |
| 141 | Federal Adult Blind Fund | 131 158 60 | 3 676 194 74 | 3 600 962 47 | 206 390 87 |
| 148 | Federal Health, Education and Welfare Fund | 829 898 79 | 30 808 449 35 | 29 740 358 93 | 1 897 989 21 |
| 169 | Federal Veterans Educational Fund | 91 806 15 | 40 454 13* | - 0 - | 51 352 02 |
| 171 | Federal School Lunch Fund | 66 738 71 | 19 491 755 31 | 19 503 281 95 | 55 212 07 |
| 219 | Federal Higher Education Fund | 196 699 38 | 587 518 81 | 305 564 94 | 478 653 25 |
| 221 | Federal Civil Defense and Disaster Relief Fund | 17 712 99 | 526 663 83 | 502 560 95 | 41 815 87 |
| 222 | Federal Emergency Planning Fund | 5 280 06 | 267 622 03 | 106 252 39 | 166 649 70 |
| 223 | Land and Water Conservation Fund | 535 980 20 | 3 223 294 78 | 2 883 120 45 | 876 154 53 |
| 224 | Governors Federal Project Fund | 318 948 38 | 3 103 122 92 | 2 994 210 63 | 427 860 67 |
| 268 | Federal Market News Fund | 7 153 01 | 7 153 01* | - 0 - | - 0 - |
| 273 | Federal Health Fund | 754 942 64 | 13 790 905 66 | 13 769 848 85 | 775 999 45 |
| | TOTAL GROUP III | 25 448 614 39 | 134 437 618 34 | 111 857 826 60 | 48 028 406 13 |
| GROUP IV: TRUST OR PLEDGED FUNDS | | | | | |
| 46 | Endowment Fund Medical Branch of the University of Texas Fund | 8 607 54 | - 0 - | 8 545 00 | 62 54 |

* Deductions

TABLE NO. 5 CONTINUED
 RECAPITULATION OF ALL FUND ACCOUNTS GROUPED BY TYPES OF FUNDS,
 THE NET RECEIPTS, NET DISBURSEMENTS, AND BALANCES
 FOR THE FISCAL YEAR ENDED AUGUST 31, 1970

| | Net Cash Balance 9-1-69 | Net Receipts | Net Disbursements | Net Cash Balance 8-31-70 | |
|---|--|----------------------|-------------------------|--------------------------------|----------------------|
| GROUP IV: TRUST OR PLEDGED FUNDS | | | | | |
| 53 | School Bus Revolving Fund | \$ 187 413 00 | \$ 6 856 977 17 | \$ 6 821 265 17 | \$ 223 125 00 |
| 57 | County and Road District Highway Fund | 165 007 30 | 12 209 320 47 | 12 266 168 85 | 108 158 92 |
| 98 | Texas Technological College Workmen's Compensation | 710 26 | - 0 - | 710 26 | - 0 - |
| 185 | A & M University Workmen's Compensation Insurance Fund | 39 469 86 | - 0 - | 39 362 81 | 107 05 |
| | TOTAL GROUP IV | 401 207 96 | 19 066 297 64 | 19 136 052 09 | 331 453 51 |
| GROUP V: CONSTITUTIONAL NON-EXPENDABLE FUNDS | | | | | |
| 44 | Permanent School Fund | 2 218 429 21 | 69 923 301 79 | 67 177 501 23 | 4 964 229 77 |
| 45 | Permanent University Fund | 1 731 839 07 | 292 746 851 60 | 293 949 626 44 | 529 064 23 |
| 48 | Permanent Blind Institute Fund | 329 40 | 6 243 75 | 6 333 75 | 239 40 |
| 49 | Permanent Deaf and Dumb Institute Fund | 844 82 | 1 040 62 | 1 055 62 | 829 82 |
| 50 | Permanent Lunatic Asylum Fund | 435 77 | - 0 - | - 0 - | 435 77 |
| 51 | Permanent Orphans Home Fund | 215 24 | 8 793 74 | 8 413 74 | 595 24 |
| | TOTAL GROUP V | 3 952 093 51 | 362 686 231 50 | 361 142 930 78 | 5 495 394 23 |
| GROUP VI: TAX CLEARANCE FUNDS | | | | | |
| 60 | Highway Motor Tax Fund | 21 015 027 12 | 320 266 208 08 | 318 993 557 72 | 22 287 677 48 |
| 120 | Omnibus Tax Clearance Fund | 18 650 867 79 | 692 269 664 18 | 690 390 808 44 | 20 529 723 53 |
| 389 | College Building Fund | 5 762 720 71 | 2 338 125 59 | - 0 - | 8 100 846 30 |
| | TOTAL GROUP VI | 45 428 615 62 | 1 014 873 997 85 | 1 009 384 366 16 | 50 918 247 31 |

TABLE NO. 5 CONTINUED
 RECAPITULATION OF ALL FUND ACCOUNTS GROUPED BY TYPES OF FUNDS,
 THE NET RECEIPTS, NET DISBURSEMENTS, AND BALANCES
 FOR THE FISCAL YEAR ENDED AUGUST 31, 1970

| | Net Cash Balance 9-1-69 | Net Receipts | Net Disbursements | Net Cash Balance 8-31-70 |
|------------------------------------|-------------------------------|--------------------------------|--------------------------------|--------------------------------|
| GROUP VII: PETTY CASH FUNDS | | | | |
| 1 | \$ 48 833 66 | \$ 1 886 34 | \$ 250 00 | \$ 50 470 00 |
| 36 | | | | |
| | | | | |
| | 250 00 | - 0 - | - 0 - | 250 00 |
| 39 | 17 000 00 | - 0 - | - 0 - | 17 000 00 |
| 88 | 200 00 | - 0 - | - 0 - | 200 00 |
| 97 | 2 000 00 | 1 000 00 | - 0 - | 3 000 00 |
| 114 | 25 00 | 10 00 | - 0 - | 35 00 |
| 150 | 100 00 | - 0 - | - 0 - | 100 00 |
| 225 | | | | |
| | 50 250 00 | - 0 - | - 0 - | 50 250 00 |
| 226 | | | | |
| | 15 000 00 | - 0 - | - 0 - | 15 000 00 |
| 247 | | | | |
| | 15 000 00 | - 0 - | - 0 - | 15 000 00 |
| 254 | | | | |
| | - 0 - | 10 000 00 | - 0 - | 10 000 00 |
| 256 | | | | |
| | 3 500 00 | - 0 - | - 0 - | 3 500 00 |
| 258 | | | | |
| | 25 000 00 | - 0 - | - 0 - | 25 000 00 |
| 261 | | | | |
| | 25 000 00 | - 0 - | - 0 - | 25 000 00 |
| 262 | | | | |
| | 20 750 00 | - 0 - | - 0 - | 20 750 00 |
| 263 | | | | |
| | 5 000 00 | - 0 - | - 0 - | 5 000 00 |
| TOTAL GROUP VII | | | | |
| | <u>227 908 66</u> | <u>12 896 34</u> | <u>250 00</u> | <u>240 555 00</u> |
| TOTAL ALL GROUPS | | | | |
| | <u><u>469 563 232 86</u></u> | <u><u>4 507 834 275 14</u></u> | <u><u>4 472 094 250 29</u></u> | <u><u>505 303 257 71</u></u> |

TABLE NO. 6
MOTOR FUEL RECEIPTS AND ALLOCATIONS
FOR THE YEAR ENDED AUGUST 31, 1970

| | | |
|---|----------------------|------------------------------|
| ACTUAL GROSS RECEIPTS | | \$ 320 261 750 25 |
| LESS: 1% ENFORCEMENT | | <u>3 106 746 52</u> |
| ADJUSTED GROSS RECEIPTS | | 317 155 003 73 |
| LESS: REFUNDS | | <u>7 912 498 49</u> |
| NET MOTOR FUEL | | 309 242 505 24 |
| PLUS VOIDED WARRANTS | | |
| LESS TRANSFERS: | | 4 457 83 |
| Refund Filing Fees---Fund 62 | | 33 602 00 |
| 3/4 Unclaimed Aircraft Fuel Refunds---Fund 150 | | 560 552 31 |
| 1/4 Unclaimed Aircraft Fuel Refunds---Fund 2 | | 186 850 79 |
| 3/4 Unclaimed Motor Boat Fuel Refunds---Fund 63 | | 1 597 018 91 |
| 1/4 Unclaimed Motor Boat Fuel Refund---Fund 2 | | <u>532 339 65</u> |
| TOTAL RECEIPTS | | <u><u>306 336 599 41</u></u> |
| ALLOCATED AS FOLLOWS: | | |
| ONE--FOURTH AVAILABLE SCHOOL FUND 2 | | <u>76 580 034 63</u> |
| BOARD OF COUNTY AND DISTRICT ROAD INDEBTEDNESS: | | |
| Administration | | 90 910 33 |
| Grants To Counties | | <u>7 300 000 00</u> |
| TOTAL TO THE BOARD | | 7 390 910 33 |
| BALANCE TO HIGHWAY FUND 6 | | <u>221 093 004 09</u> |
| TOTAL ALLOCATIONS | | 305 063 949 05 |
| Net Cash Balance 9 - 1 - 69 | \$ 21 015 027 12 | |
| Net Cash Balance 8 - 31 - 70 | <u>22 287 677 48</u> | |
| Reserve for Allocation in 1971 | | 1 272 650 36 |
| TOTAL | | <u><u>306 336 599 41</u></u> |

TABLE NO. 7
 OMNIBUS TAX RECEIPTS AND ALLOCATIONS
 For The Fiscal Year Ended August 31, 1970

| RECEIPTS ALLOCABLE: | <u>Amount</u> | <u>Enforcement</u> | <u>Fund 2</u> | <u>Fund 120</u> | <u>Fund 1</u> | <u>Fund 155</u> |
|---------------------------------|------------------------------|----------------------------|------------------------------|------------------------------|------------------------------|----------------------------|
| 020 Oil Production | \$ 170 448 710 47 | \$ 852 793 83 | | | | |
| 022 Natural & Casinghead Gas | 96 376 591 52 | 483 431 36 | | | | |
| 024 Sulphur | 4 235 006 66 | | | | | |
| 040 Cement | 2 986 765 09 | | | | | |
| 042 Utilities | 18 788 804 29 | | | | | |
| 044 Telephone | 17 045 743 32 | | | | | |
| 046 Oil & Gas Well Servicing | 874 018 79 | | | | | |
| 050 Express Companies Tax | 12 210 46 | | | | | |
| 052 Carline Companies Tax | 13 738 67 | | | | | |
| 056 Admissions Tax | 3 088 971 94 | | | | | |
| 080 Liquor Tax | 18 003 326 38 | 1 780 910 22 | | | | |
| 082 Wine Tax | 1 292 874 04 | 206 175 62 | | | | |
| 084 Ale Tax (Malt Liquor) | 513 082 89 | 4 682 17* | | | | |
| 087 Telegraph Tax | 86 356 29 | | | | | |
| 090 Beer Tax | 31 366 480 28 | 2 998 203 65 | | | | |
| 096 Motor Vehicle Tax | 96 629 075 26 | | | | | |
| 153 Stock Transfer Tax | 1 068 73* | | | | | |
| 155 Insurance Occupation Tax | 54 452 408 45 | | | | | |
| 172 Coin Device Machine Tax | 1 285 263 54 | | | | | |
| 180 Miscellaneous Occupation | 83 912 30 | | | | \$ 25 000 00 | |
| 199 Revenue Refunds Applied | 907 338 32 | | | | | |
| | <u>518 489 610 23</u> | <u>6 316 832 51</u> | <u>\$ 128 036 944 43</u> | <u>\$ 384 110 833 29</u> | <u>25 000 00</u> | |
| 210 Liquor Permits | 764 335 54 | | | | | |
| 211 Wine & Beer Permits | 907 703 79 | | | | | |
| | <u>1 672 039 33</u> | | | <u>1 672 039 33</u> | | |
| 074 Cigarette Tax | 174 647 473 80 | | | | | |
| 207 Cigarette & Tobacco Permits | 289 342 81 | | | | | |
| | <u>174 936 816 61</u> | <u>873 657 40</u> | <u>8 485 115 94</u> | | <u>165 578 043 27</u> | |
| 026 Oil & Gas Regulation Tax | 2 151 805 33 | | | | | |
| | <u>2 151 805 33</u> | | | | | <u>\$ 2 151 805 33</u> |
| TOTAL TO ALLOCATE | <u><u>697 250 271 50</u></u> | <u><u>7 190 489 91</u></u> | <u><u>136 522 060 37</u></u> | <u><u>385 782 872 62</u></u> | <u><u>165 603 043 27</u></u> | <u><u>2 151 805 33</u></u> |

* Deduction

TABLE NO. 7 CONTINUED
OMNIBUS TAX RECEIPTS AND ALLOCATIONS
 For The Fiscal Year Ended August 31, 1970

| | <u>Amount</u> | <u>Enforcement</u> | <u>Fund 2</u> | <u>Fund 120</u> | <u>Fund 1</u> | <u>Fund 155</u> |
|---|------------------------------|----------------------------|------------------------------|------------------------------|------------------------------|---------------------------|
| Enforcement: | | | | | | |
| Comptroller's Operating Fund 62: | | | | | | |
| Crude Oil | \$ 852 793 83 | \$ 852 793 83 | | | | |
| Natural Gas | 483 431 36 | 483 431 36 | | | | |
| Cigarette Tax | 873 657 40 | 873 657 40 | | | | |
| Liquor Act Enforcement Fund 97 | 4 980 607 32 | 4 980 607 32 | | | | |
| Oil and Gas Enforcement Fund 155 | 2 152 641 85 | | | | | \$ 2 152 641 |
| Available School Fund 2 | 136 522 060 37 | | \$ 136 522 060 37 | | | |
| General Revenue Fund 1 | 165 377 597 04 | | | | \$ 165 377 597 04 | |
| Allocation of Omnibus | | | | | | |
| To Priority Funds: | | | | | | |
| Farm to Market Road Fund 189 | 15 000 000 00 | | | | | |
| Blind Assistance Fund 121 | 1 400 000 00 | | | \$ 15 000 000 00 | | |
| Children Assistance | | | | 1 400 000 00 | | |
| Fund 122 | 18 100 000 00 | | | | | |
| Old Age Assistance Fund 27 | 50 000 000 00 | | | 18 100 000 00 | | |
| Disabled Assistance Fund 101 | 5 500 000 00 | | | 50 000 000 00 | | |
| Medical Assistance Fund 149 | 57 106 285 00 | | | 5 500 000 00 | | |
| Teacher Retirement | 96 366 438 78 | | | 57 106 285 00 | | |
| Foundation School Fund 193 | 80 035 383 57 | | | 96 366 438 78 | | |
| Excess Priority to General | | | | 80 035 383 57 | | |
| Revenue Fund 1 | 59 713 180 92 | | | | | |
| | <u>59 713 180 92</u> | | | <u>59 713 180 92</u> | | |
| Other Uses: | | | | | | |
| For 1971 Allocation | 1 878 855 74 | | | | | |
| Refunds of Revenue | 907 338 32 | | | 1 879 692 26 | | 836 5 |
| Other Uses Total | <u>2 786 194 06</u> | | | <u>681 892 09</u> | <u>225 446 23</u> | <u>836 5</u> |
| | | | | <u>2 561 584 35</u> | <u>225 446 23</u> | <u>836 5</u> |
| TOTAL | <u><u>697 250 271 50</u></u> | <u><u>7 190 489 91</u></u> | <u><u>136 522 060 37</u></u> | <u><u>385 782 872 62</u></u> | <u><u>165 603 043 27</u></u> | <u><u>2 151 805 3</u></u> |
| * Deduction | | | | | | |

TABLE NO. 8
SUMMARY OF INVESTMENT ACCOUNTS
 Year Ended August 31, 1970

| | Balance 9-1-69 | Purchased | Redeemed | Balance 8-31-70 | Increase or Decrease* |
|--|-------------------|----------------|----------------|--------------------|--------------------------|
| 2 Available School Fund | \$ 786 588 61 | \$ - 0 - | \$ 27 125 00 | \$ 759 463 61 | \$ 27 125 00* |
| 7 State Building Fund | 5 100 000 00 | 1 500 000 00 | 5 600 000 00 | 1 000 000 00 | 4 100 000 00* |
| 44 Permanent School Fund | 796 441 313 47 | 66 917 525 91 | 26 111 848 10 | 837 246 991 28 | 40 805 677 81 |
| 45 Permanent University Fund | 542 185 693 70 | 293 467 753 85 | 264 331 414 77 | 571 322 032 78 | 29 136 339 08 |
| 46 Endowment Fund University of Texas Medical Branch— Investment Account | - 0 - | 10 000 00 | - 0 - | 10 000 00 | 10 000 00 |
| 48 Permanent Blind Institute | 180 100 00 | 6 000 00 | 6 000 00 | 180 100 00 | - 0 - |
| 49 Permanent Deaf and Dumb Institute Fund | 180 000 00 | 1 000 00 | 1 000 00 | 180 000 00 | - 0 - |
| 50 Permanent Lunatic Asylum Fund | 159 200 00 | - 0 - | - 0 - | 159 200 00 | - 0 - |
| 51 Permanent Orphans Home Fund | 79 300 00 | 8 000 00 | 8 500 00 | 78 800 00 | 500 00* |
| 95 A & M University Mineral Investment Fund | 284 300 00 | 230 000 00 | 222 800 00 | 291 500 00 | 7 200 00 |
| 96 A & M University Mineral Income Fund | 100 500 00 | 82 000 00 | 62 500 00 | 120 000 00 | 19 500 00 |
| VETERANS LAND FUND DIVISION A: | | | | | |
| 190 Veterans Land Fund | 10 232 800 00 | - 0 - | 1 115 000 00 | 9 117 800 00 | 1 115 000 00* |
| 278 Veterans Bond Fund, Series 1949 Reserve | 600 000 00 | - 0 - | - 0 - | 600 000 00 | - 0 - |
| 279 Veterans Bond Fund, Series 1950 Reserve | 1 200 000 00 | - 0 - | - 0 - | 1 200 000 00 | - 0 - |
| 280 Veterans Bond Fund, Series 1950A Reserve | 1 200 000 00 | - 0 - | - 0 - | 1 200 000 00 | - 0 - |
| VETERANS LAND FUND DIVISION B: | | | | | |
| 276 Veterans Land Fund | 24 572 000 00 | 12 516 000 00 | 9 081 000 00 | 28 007 000 00 | 3 435 000 00 |
| 281 Veterans Bond Fund, Series 1951 Reserve | 1 500 000 00 | - 0 - | - 0 - | 1 500 000 00 | - 0 - |

TABLE NO. 8 CONTINUED
SUMMARY OF INVESTMENT ACCOUNTS
 Year Ended August 31, 1970

| | Balance 9-1-69 | Purchased | Redeemed | Balance 8-31-70 | Increase or Decrease* | |
|---------------------------------------|---|-----------------|---------------|--------------------|--------------------------|---------------|
| VETERANS LAND FUND DIVISION B | | | | | | |
| (CONTINUED): | | | | | | |
| 282 | Veterans Bond Fund, Series 1952 Reserve | \$ 1 000 000 00 | \$ - 0 - | \$ - 0 - | \$ 1 000 000 00 | \$ - 0 - |
| 283 | Veterans Bond Fund, Series 1953 Reserve | 1 050 000 00 | - 0 - | - 0 - | 1 050 000 00 | - 0 - |
| 284 | Veterans Bond Fund, Series 1953A Reserve | 1 630 000 00 | - 0 - | - 0 - | 1 630 000 00 | - 0 - |
| 288 | Veterans Bond Fund, Series 1954 Reserve | 1 506 000 00 | - 0 - | - 0 - | 1 506 000 00 | - 0 - |
| 292 | Veterans Bond Fund, Series 1954A Reserve | 983 800 00 | - 0 - | - 0 - | 983 800 00 | - 0 - |
| WATER DEVELOPMENT BOARD FUNDS: | | | | | | |
| 351 | Water Development Fund | 73 146 500 00 | 7 329 000 00 | 10 556 500 00 | 69 919 000 00 | 3 227 500 00* |
| 352 | Water Development Bond Interest and Sinking Fund | 4 025 000 00 | 5 344 000 00 | 5 594 000 00 | 3 775 000 00 | 250 000 00* |
| VETERANS LAND FUND DIVISION C: | | | | | | |
| 375 | Veterans Land Fund | 8 014 000 00 | 10 925 000 00 | 7 731 000 00 | 11 208 000 00 | 3 194 000 00 |
| 376 | Veterans Bond Fund, Series 1957 Reserve | 1 500 000 00 | - 0 - | - 0 - | 1 500 000 00 | - 0 - |
| 378 | Veterans Bond Fund, Series 1958 Reserve | 1 500 000 00 | - 0 - | - 0 - | 1 500 000 00 | - 0 - |
| 380 | Veterans Bond Fund, Series 1958A Reserve | 1 500 000 00 | - 0 - | - 0 - | 1 500 000 00 | - 0 - |
| 382 | Veterans Bond Fund, Series 1961 Reserve | 1 500 000 00 | - 0 - | - 0 - | 1 500 000 00 | - 0 - |
| 384 | Veterans Bond Fund, Series 1961A Reserve | 3 000 000 00 | - 0 - | - 0 - | 3 000 000 00 | - 0 - |

TABLE NO. 8 CONTINUED
SUMMARY OF INVESTMENT ACCOUNTS
Year Ended August 31, 1970

| | Balance 9-1-69 | Purchased | Redeemed | Balance 8-31-70 | Increase or Decrease* |
|---|-------------------------|-----------------------|-----------------------|-------------------------|--------------------------|
| VETERANS LAND FUND DIVISION C (CONTINUED): | | | | | |
| 386 Veterans Bond Fund, Series 1961B Reserve | \$ 3 000 000 00 | \$ - 0 - | \$ - 0 - | \$ 3 000 000 00 | \$ - 0 - |
| TEXAS PARK DEVELOPMENT: | | | | | |
| 408 Texas Park Development Fund | 5 025 000 00 | 8 460 000 00 | 8 925 000 00 | 4 560 000 00 | 465 000 00* |
| 409 Park Development Bonds Interest and Sinking Fund | 1 215 000 00 | 1 870 000 00 | 1 435 000 00 | 1 650 000 00 | 435 000 00 |
| VETERANS LAND FUND DIVISION D: | | | | | |
| 410 Veterans Land Fund | 775 000 00 | 2 760 000 00 | 2 915 000 00 | 620 000 00 | 155 000 00* |
| 411 Veterans Bond Fund, Series 1968 Reserve | 480 000 00 | 240 000 00 | - 0 - | 720 000 00 | 240 000 00 |
| 413 Veterans Land Fund | 17 600 000 00 | 12 335 000 00 | 29 835 000 00 | 100 000 00 | 17 500 000 00* |
| 414 Veterans Bond Fund, Series 1968A Reserve | 1 800 000 00 | - 0 - | 508 315 22 | 1 291 684 78 | 508 315 22* |
| TEXAS OPPORTUNITY PLAN: | | | | | |
| 387 Texas Opportunity Fund | - 0 - | 18 534 000 00 | 11 534 000 00 | 7 000 000 00 | 7 000 000 00 |
| 388 College Student Loan Fund | 3 738 000 00 | 12 652 000 00 | 3 580 000 00 | 12 810 000 00 | 9 072 000 00 |
| TOTAL | 1 518 790 095 78 | 455 187 279 76 | 389 181 003 09 | 1 584 796 372 45 | 66 006 276 67 |

TABLE NO. 9
PETTY CASH FUNDS
Year Ended August 31, 1970

| | Balance 9-1-69 | Receipts and Disbursements* | Balance 8-31-70 |
|---|-------------------|--------------------------------|--------------------|
| GENERAL REVENUE FUND 1: | | | |
| 103 Legislative Council | \$ 100 00 | \$ - 0 - | \$ 100 00 |
| 303 State Board of Control | 500 00 | - 0 - | 500 00 |
| 306 Library | 250 00 | - 0 - | 250 00 |
| 518 Water Quality Board | 100 00 | - 0 - | 100 00 |
| 552 Water Rights Commission | 100 00 | - 0 - | 100 00 |
| 651 Corsicana State Home | 1 600 00 | - 0 - | 1 600 00 |
| 652 Waco State Home | 1 000 00 | - 0 - | 1 000 00 |
| 654 Brownwood State School for Girls | - 0 - | 200 00 | 200 00 |
| 656 Vernon Geriatric Center | 200 00 | - 0 - | 200 00 |
| 659 Harlingen State Mental Health Clinic | 50 00 | 100 00 | 150 00 |
| 660 Denton State School | 500 00 | - 0 - | 500 00 |
| 661 Texas Confederate Homes | 35 00 | - 0 - | 35 00 |
| 663 Commission for Indian Affairs | 200 00 | - 0 - | 200 00 |
| 666 East Texas Tuberculosis Hospital | 100 00 | 50 00 | 150 00 |
| 668 Richmond State School | 1 613 66 | 613 66* | 1 000 00 |
| 669 Lufkin State School | 250 00 | - 0 - | 250 00 |
| 670 Corpus Christi State School | 100 00 | 500 00 | 600 00 |
| 671 McKnight State Tuberculosis Hospital | 150 00 | 350 00 | 500 00 |
| 672 Mexia State School | 500 00 | - 0 - | 500 00 |
| 673 San Antonio Tuberculosis Hospital | 100 00 | 50 00 | 150 00 |
| 674 Kerrville State Hospital | 500 00 | - 0 - | 500 00 |
| 675 Travis State School | 200 00 | - 0 - | 200 00 |
| 676 Abilene State School | 500 00 | - 0 - | 500 00 |
| 677 Austin State Hospital | 800 00 | - 0 - | 800 00 |
| 678 Austin State School | 1 275 00 | - 0 - | 1 275 00 |
| 679 Rusk State Hospital | 500 00 | 300 00 | 800 00 |
| 681 San Antonio State Hospital | 800 00 | - 0 - | 800 00 |
| 682 Terrell State Hospital | 500 00 | 500 00 | 1 000 00 |
| 683 Wichita Falls State Hospital | 500 00 | 250 00 | 750 00 |
| 684 Harlingen Tuberculosis Sanatorium | 150 00 | - 0 - | 150 00 |

TABLE NO. 9 CONTINUED
 PETTY CASH FUNDS
 Year Ended August 31, 1970

| | Balance 9-1-69 | Receipts and Disbursements* | Balance 8-31-70 |
|--|-------------------|--------------------------------|--------------------|
| GENERAL REVENUE FUND 1 (CONTINUED): | | | |
| 685 Texas Research Institute of Mental Sciences | \$ 500 00 | \$ - 0 - | \$ 500 00 |
| 686 Big Spring State Hospital | 1 000 00 | - 0 - | 1 000 00 |
| 687 Lubbock State School | 500 00 | - 0 - | 500 00 |
| 690 West Texas Childrens Home | 600 00 | 200 00 | 800 00 |
| 691 Gatesville State School for Boys | 3 000 00 | - 0 - | 3 000 00 |
| 692 Gainesville State School for Girls | 1 000 00 | - 0 - | 1 000 00 |
| 693 Crockett State School for Girls | 500 00 | - 0 - | 500 00 |
| 695 Mountain View School for Boys | 1 000 00 | 250 00* | 750 00 |
| 696 Texas Department of Corrections | 27 500 00 | - 0 - | 27 500 00 |
| 781 Coordinating Board Colleges and Universities System | 60 00 | - 0 - | 60 00 |
| TOTAL GENERAL REVENUE FUND | 48 833 66 | 1 636 34 | 50 470 00 |
| INSURANCE OPERATING FUND 36: | | | |
| 454 Board of Insurance | 250 00 | - 0 - | 250 00 |
| COMMODITY DISTRIBUTION FUND 39: | | | |
| 324 State Department of Public Welfare | 17 000 00 | - 0 - | 17 000 00 |
| BOARD OF COSMETOLOGISTS FUND 88: | | | |
| 505 Board of Hairdressers and Cosmetologist | 200 00 | - 0 - | 200 00 |
| LIQUOR ACT ENFORCEMENT FUND 97: | | | |
| 458 Liquor Control Board | 2 000 00 | 1 000 00 | 3 000 00 |
| REAL ESTATE LICENSE FUND 114: | | | |
| 329 Real Estate Commission | 25 00 | 10 00 | 35 00 |
| AIRCRAFT FUEL TAX FUND 150: | | | |
| 461 Aeronautic Commission | 100 00 | - 0 - | 100 00 |
| UNIVERSITY OF HOUSTON CURRENT FUND 225: | | | |
| 730 University of Houston | 50 250 00 | - 0 - | 50 250 00 |
| PAN AMERICAN COLLEGE CURRENT FUND 226: | | | |
| 736 Pan American College | 15 000 00 | - 0 - | 15 000 00 |
| TEXAS SOUTHERN UNIVERSITY CURRENT FUND 247: | | | |
| 717 Texas Southern University | 15 000 00 | - 0 - | 15 000 00 |

TABLE NO. 9 CONTINUED
PETTY CASH FUNDS
Year Ended August 31, 1970

| | Balance 9-1-69 | Receipts and Disbursements* | Balance 8-31-70 |
|--|-------------------|--------------------------------|--------------------|
| LAMAR STATE COLLEGE OF TECHNOLOGY CURRENT FUND 256: | | | |
| 734 Lamar State College of Technology | \$ 3 500 00 | \$ - 0 - | \$ 3 500 00 |
| NORTH TEXAS STATE UNIVERSITY CURRENT FUND 258: | | | |
| 752 North Texas State University | 25 000 00 | - 0 - | 25 000 00 |
| STEPHEN F. AUSTIN STATE COLLEGE CURRENT FUND 261: | | | |
| 755 Stephen F. Austin State College | 25 000 00 | - 0 - | 25 000 00 |
| SUL ROSS STATE COLLEGE CURRENT FUND 262: | | | |
| 756 Sul Ross State College | 20 750 00 | - 0 - | 20 750 00 |
| WEST TEXAS STATE UNIVERSITY CURRENT FUND 263: | | | |
| 757 West Texas State University | 5 000 00 | - 0 - | 5 000 00 |
| TEXAS A & I UNIVERSITY CURRENT FUND 254: | | | |
| 732 Texas A & I University | - 0 - | 10 000 00 | 10 000 00 |
| TOTAL PETTY CASH FUNDS | <u>227 908 66</u> | <u>12 646 34</u> | <u>240 555 00</u> |

TABLE NO. 10
SUMMARY OF ALL FUNDS, CASH, INVESTMENTS AND SECURITIES
Year Ended August 31, 1970

| | <u>Balance 9-1-69</u> | <u>Balance 8-31-70</u> | <u>Increase Or Decrease*</u> |
|---|--------------------------------|--------------------------------|----------------------------------|
| CASH AND INVESTMENTS HELD: | | | |
| Fund Cash in State Treasury | \$ 469 335 324 20 | \$ 505 062 702 71 | \$ 35 727 378 51 |
| Fund Cash--Various Banks | 227 908 66 | 240 555 00 | 12 646 34 |
| TOTAL STATE CASH | 469 563 232 86 | 505 303 257 71 | 35 740 024 85 |
| FUND INVESTMENTS IN STATE TREASURY | 1 518 790 095 78 | 1 584 796 372 45 | 66 006 276 67 |
| TOTAL CASH AND INVESTMENTS IN STATE TREASURY | 1 988 353 328 64 | 2 090 099 630 16 | 101 746 301 52 |
| SUSPENSE AND TRUST CASH WITH STATE TREASURY | 85 553 487 87 | 93 764 089 56 | 8 210 601 69 |
| SECURITIES IN TRUST WITH STATE TREASURY | 2 476 646 287 70 | 2 712 888 511 24 | 236 242 223 54 |
| ACCOUNT WITH FEDERAL TREASURY | 352 727 352 83 | 346 981 350 87 | 5 746 001 96* |
| TOTAL ALL CASH, INVESTMENTS AND SECURITIES | <u>4 903 280 457 04</u> | <u>5 243 733 581 83</u> | <u>340 453 124 79</u> |

TABLE NO. 11
SUSPENSE AND TRUST CASH
Year Ended August 31, 1970

| | Net Fund Balance 9-1-69 | Add: Deposits For Year | Less: Refunds and Clearances | Net Fund Balance 8-31-70 | |
|------------|--|------------------------------|------------------------------------|--------------------------------|--------------|
| 900 | <u>SUSPENSE FUNDS (DEPARTMENTAL):</u> | | | | |
| 301 | Executive Office-Governor | \$ 3 000 00 | \$ 201 321 25 | \$ 179 713 81 | \$ 24 607 44 |
| 302 | Attorney General | 44 000 00 | 20 000 00 | - 0 - | 64 000 00 |
| 303 | Board of Control | - 0 - | 21 00 | - 0 - | 21 00 |
| 304 | Comptroller of Public Accounts | 4 628 852 92 | 11 519 023 55 | 11 557 417 17 | 4 590 459 30 |
| 305 | General Land Office | 3 094 756 54 | 82 549 859 58 | 82 143 707 89 | 3 500 908 23 |
| 307 | Secretary of State | 189 266 30 | 3 255 349 09 | 3 163 603 92 | 281 011 47 |
| 310 | State Treasury | 1 590 857 76 | 15 521 741 41 | 15 498 636 23 | 1 613 962 94 |
| 312 | Securities Board | 318 146 33 | 1 227 897 88 | 1 295 992 57 | 250 051 64 |
| 322 | Texas Employment Commission | 390 592 62 | 2 813 847 00 | 2 715 420 58 | 489 019 04 |
| 327 | Employees Retirement System | 2 883 54 | 24 909 76 | 21 677 18 | 6 116 12 |
| 329 | Real Estate Commission | 32 998 69 | 553 684 51 | 538 699 01 | 47 984 19 |
| 452 | Bureau of Labor Statistics | 780 50 | 13 073 45 | 10 022 95 | 3 831 00 |
| 454 | Board of Insurance Commissioners | 506 164 55 | 60 960 855 56 | 60 842 855 95 | 624 164 16 |
| 455 | Railroad Commission | 125 989 10 | 1 342 263 31 | 726 042 97 | 742 209 44 |
| 458 | Texas Liquor Control Board | 1 138 532 99 | 2 632 095 09 | 2 237 827 68 | 1 532 800 40 |
| 459 | Board of Architectural Examiners | - 0 - | 7 733 00 | 7 733 00 | - 0 - |
| 467 | Board of Private Detectives, Investigators, Patrolmen, Guards and Managers | - 0 - | 25 855 00 | - 0 - | 25 855 00 |
| 501 | State Health Department | 8 337 88 | 160 140 60 | 157 106 87 | 11 371 61 |
| 504 | State Board of Dental Examiners | 235 00 | 20 145 00 | 19 875 00 | 505 00 |
| 505 | State Board of Hairdressers and Cosmetologists | 4 816 50 | 38 328 66 | 39 766 66 | 3 378 50 |
| 508 | Board of Chiropractic Examiners | 425 00 | 845 00 | 785 00 | 485 00 |
| 509 | Board of Examiners for Hearing Aids | - 0 - | 8 210 00 | 7 765 00 | 445 00 |
| 510 | Board of Examiners in Basic Science | 4 390 00 | 54 870 00 | 55 340 00 | 3 920 00 |

TABLE NO. 11 CONTINUED
SUSPENSE AND TRUST CASH
 Year Ended August 31, 1970

| | Net Fund Balance 9-1-69 | Add: Deposits For Year | Less: Refunds and Clearances | Net Fund Balance 8-31-70 |
|--|--|------------------------------|------------------------------------|--------------------------------|
| 900 | <u>SUSPENSE FUNDS (DEPARTMENTAL):</u> | | | |
| 511 | | | | |
| Board of Vocational Nurse Examiners | \$ 17 030 00 | \$ 53 825 00 | \$ 53 620 00 | \$ 17 235 00 |
| 518 | 125 00 | 510 00 | 360 00 | 275 00 |
| 551 | 165 479 93 | 421 527 29 | 412 058 44 | 174 948 78 |
| 552 | 30 738 62 | 90 799 76 | 76 643 60 | 44 894 78 |
| 580 | 968 00 | 2 932 00 | 3 250 00 | 650 00 |
| 666 | | | | |
| East Texas State Tuberculosis Hospital | 96 516 63 | 196 803 40 | 101 440 98 | 191 879 05 |
| 671 | | | | |
| McKnight State Tuberculosis Hospital | 22 939 06 | 3 792 79 | - 0 - | 26 731 85 |
| 673 | | | | |
| San Antonio State Tuberculosis Hospital | 28 960 89 | - 0 - | - 0 - | 28 960 89 |
| 677 | 73 60 | 73 60* | - 0 - | - 0 - |
| 684 | | | | |
| Harlingen State Tuberculosis Sanatorium | 25 854 24 | - 0 - | 8 609 00 | 17 245 24 |
| 701 | 92 369 89 | 66 611 78 | 134 902 85 | 24 078 82 |
| 781 | | | | |
| Coordinating Board, College and University System | 19 547 48 | 4 374 596 79 | 4 346 846 56 | 47 297 71 |
| 802 | 182 860 56 | 16 385 793 34 | 16 455 592 08 | 113 061 82 |
| 816 | - 0 - | 50 000 00 | - 0 - | 50 000 00 |
| | <u>12 768 490 12</u> | <u>204 599 188 25</u> | <u>202 813 312 95</u> | <u>14 554 365 42</u> |
| | TOTAL SUSPENSE FUNDS (DEPARTMENTAL) | | | |
| <u>TRUST FUNDS</u> | | | | |
| 901 | 84 611 28 | 2 073 427 96 | 2 060 526 79 | 97 512 45 |
| 902 | 1 070 148 62 | 64 656 212 40 | 64 097 719 50 | 1 628 641 52 |
| 903 | - 0 - | 321 020 99 | 320 938 66 | 82 33 |
| 904 | | | | |
| Motor Fuel Distributors Bond Trust | 40 989 81 | 5 000 00 | 2 500 00 | 43 489 81 |
| 905 | 331 000 00 | 787 500 00 | 33 134 63 | 1 085 365 37 |

* Deduction

TABLE NO. 11 CONTINUED
 SUSPENSE AND TRUST CASH
 Year Ended August 31, 1970

| | Net Fund Balance 9-1-69 | Add: Deposits For Year | Less: Refunds and Clearances | Net Fund Balance 8-31-70 | |
|--------------------------------|--|------------------------------|------------------------------------|--------------------------------|---------------|
| TRUST FUNDS (CONTINUED) | | | | | |
| 906 | Dissolution of Solvent Corporation | \$ 280 014 89 | \$ 32 769 23 | \$ 3 640 76 | \$ 309 143 36 |
| 907 | Settlement of Estates | 200 508 16 | 54 828 46 | 21 605 71 | 233 730 91 |
| 908 | Bond Investments | 100 005 00 | - 0 - | 100 000 00 | 5 00 |
| 909 | Fiscal Agency Receiving | 98 219 77 | 10 586 195 67 | 10 614 860 48 | 69 554 96 |
| 913 | Social Security | 4 413 344 27 | 133 025 721 88 | 133 658 936 42 | 3 780 129 73 |
| 914 | Motor Vehicle Responsibility | 1 673 494 27 | 1 124 323 99 | 932 864 67 | 1 864 953 59 |
| 918 | Industrial Accident Second Injury | 40 982 84 | 42 900 00 | 40 626 80 | 43 256 04 |
| 919 | Burial Association and Mutual Insurance | 73 038 00 | - 0 - | 2 050 00 | 70 988 00 |
| 920 | Loan and Brokerage Companies Account | 100 00 | - 0 - | - 0 - | 100 00 |
| 921 | Life, Health, Accident and Casualty Insurance | 7 900 00 | 101 020 00 | 57 500 00 | 51 420 00 |
| 922 | Group Hospital Guaranty | 2 000 00 | - 0 - | - 0 - | 2 000 00 |
| 923 | Insurance Companies Unclaimed Dividends Trust | 88 404 41 | - 0 - | 34 618 05 | 53 786 36 |
| 924 | County Mutual Guaranty | 5 500 00 | - 0 - | - 0 - | 5 500 00 |
| 927 | County Participation | 19 200 242 82 | 8 627 540 15 | 13 967 414 70 | 13 860 368 27 |
| 928 | Hospital Inmates Estates | 19 033 67 | 3 331 95 | 1 109 48 | 21 256 14 |
| 929 | Social Security Administration | 303 654 77 | 180 900 48 | 179 002 48 | 305 552 77 |
| 930 | Road Bond—Coupon Paying | 550 439 64 | 15 785 497 95 | 15 838 179 18 | 497 758 41 |
| 931 | Delinquent Tax Sales Excess | 90 542 12 | 14 237 01 | 21 340 80 | 83 438 33 |
| 932 | Escheated Estates Account | - 0 - | 56 23 | - 0 - | 56 23 |
| 935 | Radio Television Retailers Bond Trust | 1 092 05 | - 0 - | 1 092 05 | - 0 - |
| 936 | Unemployment Compensation Clearance Account | 33 876 99 | 25 675 786 22 | 25 669 191 99 | 40 471 22 |
| 937 | Unemployment Compensation Benefit Account | 409 242 65 | 47 536 850 40 | 47 001 980 71 | 944 112 34 |
| 940 | Motor Vehicle Proof of Responsibility Account | - 0 - | 25 000 00 | - 0 - | 25 000 00 |

TABLE NO. 11 CONTINUED
 SUSPENSE AND TRUST CASH
 Year Ended August 31, 1970

| | Net Fund Balance 9-1-69 | Add: Deposits For Year | Less: Refunds and Clearances | Net Fund Balance 8-31-70 |
|---|-------------------------------|------------------------------|------------------------------------|--------------------------------|
| TRUST FUNDS (CONTINUED): | | | | |
| 941 Varner—Hogg Estates Park Account | \$ 6 401 43 | \$ 10 129 25 | \$ 6 088 03 | \$ 10 442 65 |
| 948 State Conservation Trust Account | 49 819 52 | 414 515 77 | 416 841 36 | 47 493 93 |
| 950 S E R S Expense Trust Account | 271 076 81 | 747 344 99 | 787 736 29 | 230 685 51 |
| 951 S E R S Employees Saving Account | 698 745 06 | 19 083 222 05 | 18 854 030 11 | 927 937 00 |
| 952 S E R S State Accumulation Account | 20 676 13 | 18 477 985 96 | 18 464 951 88 | 33 710 21 |
| 953 S E R S Retirement Annuity Reserve Account | 13 157 13 | 21 988 618 17 | 21 984 392 40 | 17 382 90 |
| 954 S E R S Interest Account | 10 349 85 | 12 448 911 94 | 12 408 174 80 | 51 086 99 |
| 955 S E R S Investment Account | - 0 - | 44 759 165 43 | 44 759 165 43 | - 0 - |
| 957 Veterans Land Group Insurance Account | 1 883 21 | 384 048 54 | 384 326 64 | 1 605 11 |
| 959 Unclaimed Funds for Life Insurance Companies | 14 583 61 | 9 807 18 | 3 357 67 | 21 033 12 |
| 960 Teachers Retirement System Trust Fund Account | 2 534 122 12 | 461 877 557 12 | 460 522 598 68 | 3 889 080 56 |
| 961 City Sales Tax Trust Account | 39 536 858 89 | 133 171 592 75 | 125 008 742 12 | 47 699 709 52 |
| 963 Optional Teacher's Retirement Program Trust Account | 469 087 15 | 6 207 015 70 | 5 653 883 00 | 1 022 219 85 |
| 965 Parks Fee Trust Account | 39 850 81 | 727 349 08 | 631 620 48 | 135 579 41 |
| 966 Model Cities Services Project Account | - 0 - | 6 562 50 | 2 478 26 | 4 084 24 |
| TOTAL TRUST FUNDS | 72 784 997 75 | 1 030 973 947 40 | 1 024 549 221 01 | 79 209 724 14 |
| TOTAL SUSPENSE AND TRUST | 85 553 487 87 | 1 235 573 135 65 | 1 227 362 533 96 | 93 764 089 56 |
| 938 Unemployment Trust Fund Account (with Federal Treasury) | 352 727 352 83 | 16 410 112 75 | 22 156 114 71 | 346 981 350 87 |
| TOTAL | 438 280 840 70 | 1 251 983 248 40 | 1 249 518 648 67 | 440 745 440 43 |

TABLE NO. 12
SECURITIES DEPOSITED IN TRUST WITH THE STATE TREASURER
Year Ended August 31, 1970

| | <u>Balance</u> <u>Bond & Notes</u> <u>9-1-69</u> | <u>Securities</u> <u>Deposited</u> | <u>Securities</u> <u>Withdrawn</u> | <u>Balances</u> <u>Bonds & Notes</u> <u>8-31-70</u> | |
|---------------------------------------|--|---------------------------------------|---------------------------------------|---|-------------------|
| <u>STATE DEPOSITORY BOARD:</u> | | | | | |
| 910 | Time Deposits | \$ 336 142 700 00 | \$ 120 874 500 00 | \$ 98 143 500 00 | \$ 358 873 700 00 |
| 911 | Demand Deposits | 399 351 200 00 | 425 317 948 57 | 426 498 448 57 | 398 170 700 00 |
| 925 | Texas Employment | 3 340 000 00 | 100 000 00 | 500 000 00 | 2 940 000 00 |
| <u>STATE COMPTROLLER:</u> | | | | | |
| 904 | Motor Fuel Distributors Trust | 2 500 00 | - 0 - | 500 00 | 2 000 00 |
| 956 | Cigarette and Tobacco Products Bond Account | 25 006 25 | - 0 - | - 0 - | 25 006 25 |
| 962 | Sales Tax Guaranty Account | 8 000 00 | - 0 - | 2 000 00 | 6 000 00 |
| <u>STATE TREASURER:</u> | | | | | |
| 912 | Educational Depository Trust | 16 648 000 00 | 7 981 000 00 | 6 013 000 00 | 18 616 000 00 |
| 940 | Motor Vehicle Proof of Responsibility Account | 26 250 00 | - 0 - | 11 000 00 | 15 250 00 |
| 948 | State Conservator Trust | 200 000 00 | 100 000 00 | 100 000 00 | 200 000 00 |
| 958 | Escheated Personal Property with State Treasurer | 120 128 69 | 7 181 17 | 4 587 06 | 122 722 80 |
| <u>BANKING COMMISSION:</u> | | | | | |
| 908 | Bond Investment Companies Trust | 230 000 00 | - 0 - | - 0 - | 230 000 00 |
| 916 | Building and Loan Association Trust | 100 000 00 | - 0 - | - 0 - | 100 000 00 |
| <u>STATE PARKS BOARD:</u> | | | | | |
| 941 | Varner-Hogg State Park Trust | 11 535 00 | - 0 - | - 0 - | 11 535 00 |
| <u>INSURANCE COMMISSION:</u> | | | | | |
| 917 | Fiduciary Guaranty Trust | 1 846 000 00 | 592 000 00 | 640 000 00 | 1 798 000 00 |
| 919 | Burial Society and Mutual Insurance Trust | 278 637 00 | 51 150 00 | 47 300 00 | 282 487 00 |

TABLE NO. 12 CONTINUED
SECURITIES DEPOSITED IN TRUST WITH THE STATE TREASURER
 Year Ended August 31, 1970

| | Balance Bond & Notes 9-1-69 | Securities Deposited | Securities Withdrawn | Balances Bonds & Notes 8-31-70 |
|--|-----------------------------------|-------------------------|-------------------------|--------------------------------------|
| 920 Loan and Brokerage Guaranty Trust | \$ 48 200 00 | \$ - 0 - | \$ 45 000 00 | \$ 3 200 00 |
| 921 Life, Health, Accident and Casualty Guaranty Trust | 116 238 267 21 | 20 962 974 50 | 15 756 203 72 | 121 445 037 99 |
| 924 County Mutual Insurance Guaranty Trust | 830 500 00 | 49 000 00 | 33 000 00 | 846 500 00 |
| SUB-TOTAL | 875 446 924 15 | 576 035 754 24 | 547 794 539 35 | 903 688 139 04 |
| TEACHERS RETIREMENT SYSTEM: | | | | |
| 960 Teacher Retirement System Investment Account | | | | |
| City, County & District Bonds | 17 342 800 00 | 800 000 00 | 1 175 500 00 | 16 967 300 00 |
| U S Government Securities | 331 263 079 52 | 38 698 825 36 | 55 145 421 51 | 314 816 483 37 |
| Corporate Notes | 38 600 000 00 | 191 250 000 00 | 196 250 000 00 | 33 600 000 00 |
| Corporate Bonds | 678 089 733 82 | 156 579 700 00 | 4 692 161 04 | 829 977 272 78 |
| Corporate Stock | 277 712 383 08 | 45 825 725 51 | 9 473 272 00 | 314 064 836 59 |
| SUB-TOTAL TEACHER RETIREMENT | 1 343 007 996 42 | 433 154 250 87 | 266 736 354 55 | 1 509 425 892 74 |
| TEXAS STATE EMPLOYEES RETIREMENT SYSTEM: | | | | |
| 950 Expense Account Dept. 327 | - 0 - | 250 000 00 | 250 000 00 | - 0 - |
| 955 Employees Retirement System Investment Account | | | | |
| U S Government Securities | 81 385 000 00 | 9 050 000 00 | 9 400 000 00 | 81 035 000 00 |
| Corporate Bonds | 129 095 000 00 | 36 918 000 00 | 4 858 000 00 | 161 155 000 00 |
| Corporate Stock | 47 608 783 88 | 8 844 033 33 | - 0 - | 56 452 817 21 |
| SUB-TOTAL EMPLOYEES RETIREMENT | 258 088 783 88 | 55 062 033 33 | 14 508 000 00 | 298 642 817 21 |

TABLE NO. 12 CONTINUED
SECURITIES DEPOSITED IN TRUST WITH THE STATE TREASURER
Year Ended August 31, 1970

| <u>SECRETARY OF STATE:</u> | <u>Balance Bond & Notes 9-1-69</u> | <u>Securities Deposited</u> | <u>Securities Withdrawn</u> | <u>Balances Bonds & Notes 8-31-70</u> |
|---|--|---------------------------------|---------------------------------|---|
| 949 Automobile Service Clubs Account | \$ 102 583 25 | \$ 2 079 00 | \$ - 0 - | \$ 104 662 25 |
| TOTAL SECURITIES | <u>2 476 646 287 70</u> | <u>1 064 254 117 44</u> | <u>829 038 893 90</u> | <u>2 711 861 511 24</u> |

TABLE NO. 13
 BONDED INDEBTEDNESS OF THE STATE OF TEXAS
 Year Ended August 31, 1970

| | Outstanding 9-1-69 | Redeemed | Issued | Outstanding 8-31-70 |
|---|-----------------------|---------------------|----------------------|------------------------|
| SECTION I: INTEREST ON OLD MANUSCRIPT BOND | | | | |
| Texas Relief Bonds 1st Series Payable out of General Revenue Fund | \$ 20 00 | -\$ - 0 - | \$ - 0 - | \$ 20 00 |
| Texas Relief Bonds 2nd Series Payable out of General Revenue Fund | 22 50 | - 0 - | - 0 - | 22 50 |
| TOTAL SECTION I | 42 50 | - 0 - | - 0 - | 42 50 |
| SECTION II: COLLEGE BUILDING BONDS, AUTHORIZED BY ARTICLE 7, SECTION 17, CONSTITUTION OF TEXAS | | | | |
| Texas A & I University | 2 645 000 00 | 210 000 00 | - 0 - | 2 435 000 00 |
| North Texas State University | 8 550 000 00 | 690 000 00 | - 0 - | 7 860 000 00 |
| Texas Womans University | 1 900 000 00 | 150 000 00 | - 0 - | 1 750 000 00 |
| State Senior Colleges | 17 930 000 00 | 1 470 000 00 | - 0 - | 16 460 000 00 |
| Texas Technological College | 10 375 000 00 | 835 000 00 | - 0 - | 9 540 000 00 |
| Lamar State College of Technology | 6 395 000 00 | 515 000 00 | - 0 - | 5 880 000 00 |
| Texas Southern University | 2 330 000 00 | 185 000 00 | - 0 - | 2 145 000 00 |
| University of Houston | 12 495 000 00 | 1 010 000 00 | - 0 - | 11 485 000 00 |
| Midwestern University | 2 085 000 00 | 165 000 00 | - 0 - | 1 920 000 00 |
| Pan American College | 1 970 000 00 | 155 000 00 | - 0 - | 1 815 000 00 |
| University of Texas at Arlington | 10 245 000 00 | 830 000 00 | - 0 - | 9 415 000 00 |
| TOTAL SECTION II | 76 920 000 00 | 6 215 000 00 | - 0 - | 70 705 000 00 |
| SECTION III: BUILDING BONDS FOR UNIVERSITY OF TEXAS AND A & M UNIVERSITY, AUTHORIZED BY ARTICLE 7, SECTION 18, CONSTITUTION OF TEXAS | | | | |
| University of Texas | 67 955 000 00 | 3 485 000 00 | 7 500 000 00 | 71 970 000 00 |
| A & M University | 31 660 000 00 | 1 825 000 00 | 5 000 000 00 | 34 835 000 00 |
| TOTAL SECTION III | 99 615 000 00 | 5 310 000 00 | 12 500 000 00 | 106 805 000 00 |

TABLE NO. 13 CONTINUED
 BONDED INDEBTEDNESS OF THE STATE OF TEXAS
 Year Ended August 31, 1970.

| | <u>Outstanding</u> 9-1-69 | <u>Redeemed</u> | <u>Issued</u> | <u>Outstanding</u> 8-31-70 |
|---|------------------------------|----------------------|----------------------|-------------------------------|
| SECTION IV: VETERANS LAND FUNDS BONDS, AUTHORIZED BY ARTICLE 3, SECTION 49B, CONSTITUTION OF TEXAS | | | | |
| Veterans Land Fund Bonds | \$ 217 570 000 00 | \$ 6 510 000 00 | \$ - 0 - | \$ 211 060 000 00 |
| SECTION V: TEXAS WATER DEVELOPMENT BONDS, AUTHORIZED BY ARTICLE 3, SECTION 49C, CONSTITUTION OF TEXAS | | | | |
| Texas Water Development Bonds | 93 335 000 00 | 2 755 000 00 | - 0 - | 90 580 000 00 |
| SECTION VI: TEXAS STUDENT LOAN BONDS, AUTHORIZED BY ARTICLE 3, SECTION 50B, CONSTITUTION OF TEXAS | | | | |
| College Student Loan Bonds | 39 000 000 00 | 1 000 000 00 | 44 000 000 00 | 82 000 000 00 |
| SECTION VII: TEXAS PARK DEVELOPMENT BONDS, AUTHORIZED BY ARTICLE 3, SECTION 49E, CONSTITUTION OF TEXAS | | | | |
| Park Development Bonds | 5 750 000 00 | - 0 - | - 0 - | 5 750 000 00 |
| TOTAL BONDED INDEBTEDNESS | 532 190 042 50 | 21 790 000 00 | 56 500 000 00 | 566 900 042 50 |

TABLE NO 14
MOTOR FUEL TAX REFUND DIVISION—COMPTROLLER'S DEPARTMENT
 Year Ended August 31, 1970

| | <u>Total Number of Claims Paid</u> | <u>Percentage By Classification To Total Number of Claims Paid</u> | <u>Total Amount of Tax Refunded</u> | <u>Percentage By Classification To Total Amount Refunded</u> |
|--|--|--|---|--|
| MOTOR FUEL BY CLASSIFICATION: | | | | |
| Farmers | 43 367 | 68 85 | \$ 2 877 941 74 | 45 99 |
| Counties | 124 | 20 | 20 880 90 | 33 |
| Contractors | 1 216 | 1 93 | 395 184 32 | 6 32 |
| Aircraft | 11 051 | 17 54 | 1 025 471 83 | 16 39 |
| Boats | 2 168 | 3 44 | 71 395 51 | 1 14 |
| Export | 129 | 20 | 108 189 89 | 1 73 |
| Cities | 210 | 33 | 91 824 35 | 1 47 |
| Oil Operators | 409 | 65 | 127 076 47 | 2 03 |
| Railroad | 76 | 12 | 26 172 12 | 42 |
| Miscellaneous | 3 583 | 5 69 | 1 224 989 54 | 19 58 |
| Federal Government | 240 | 38 | 215 477 29 | 3 44 |
| Transit (City Buses) | 23 | 04 | 4 979 40 | 08 |
| Distributor—User | 396 | 63 | 67 539 44 | 1 08 |
| TOTAL MOTOR FUEL | 62 992 | 100 00 | 6 257 122 80 | 100 00 |
| SPECIAL FUEL | 3 966 | | 1 655 375 69 | |
| GRAND TOTAL | 66 958 | | 7 912 498 49 | |
| MOTOR FUEL COLLECTIONS (GROSS) | | | 290 828 637 99 | |
| SPECIAL FUEL COLLECTIONS (GROSS) | | | 29 433 112 26 | |
| TOTAL MOTOR FUEL AND SPECIAL FUEL COLLECTIONS (GROSS) | | | 320 261 750 25 | |
| PERCENTAGE OF REFUNDS TO COLLECTIONS: | | | | |
| Motor Fuel | | | 2 15 | |
| Special Fuel | | | 5 62 | |

TABLE NO. 15
ANNUAL REPORT CONFEDERATE PENSION DIVISION
Year Ended August 31, 1970

CONFEDERATE PENSIONS:

| | | |
|---|----|--------------|
| Applications for Pensions Approved | 0 | |
| Applications for Pensions Rejected | 0 | |
| Number of Widows on Roll August 31, 1970 Receiving \$150.00 per Month | 15 | |
| Number of Widows on Roll August 31, 1970 Receiving \$25.00 per Month | 0 | |
| Total Number of Widows on Roll August 31, 1970 | 15 | |
| Total Number of Veterans on Roll August 31, 1970 | 0 | |
| Total Number of Confederate Pensions on Roll August 31, 1970 | 0 | |
| Total Number of Mortuary Claims paid for Fiscal Year 1969-1970 | 3 | |
| Total Expenditures for Pensions and Mortuary Payments for Fiscal Year 1969-1970 | | \$ 30 750 00 |

RANGER PENSIONS:

| | | |
|---|----|---------------------|
| Applications for Pensions Approved | 0 | |
| Applications for Pensions Rejected | 0 | |
| Total Number of Rangers on Roll August 31, 1970 | 76 | |
| Total Expenditures for Ranger Pensions | | \$ 74 080 00 |
| TOTAL EXPENDITURES | | <u>\$104 830 00</u> |

TABLE NO. 16
COMPTROLLER'S DEPARTMENT – BOND DIVISION
Year Ended August 31, 1970

GROUP I: REGULAR ISSUES

| | |
|--|----------------|
| Airport | \$ 210 000 00 |
| Airport - Revenue | 53 600 000 00 |
| Brazos River Authority - Revenue | 5 000 000 00 |
| Courthouse & Jail | 730 000 00 |
| Civic Center - Revenue | 24 000 000 00 |
| Certificate of Indebtedness | 1 785 000 00 |
| Drainage District | 3 310 000 00 |
| El.Lt, Power, Water & Sewer - Revenue | 19 095 000 00 |
| Flood Control | 4 000 000 00 |
| General Obligation | 141 659 000 00 |
| Gas System - Revenue | 585 000 00 |
| Guadalupe-Blanco River Authority - Revenue | 1 600 000 00 |
| Hospital - Revenue | 18 916 000 00 |
| Hospital - Tax | 6 775 000 00 |
| Junior Colleges - Tax | 4 000 000 00 |
| Junior Colleges - Revenue | 7 579 000 00 |
| Municipal Utility District - Tax and Revenue | 5 455 000 00 |
| Municipal Utility District - Revenue | 9 200 000 00 |
| Navigation District | 7 395 000 00 |
| Public Building | 300 000 00 |
| Park | 430 000 00 |
| Road | 5 810 000 00 |
| Red River Authority - Revenue | 249 800 00 |
| Sewer System - Tax | 3 690 000 00 |
| Sewer System - Revenue | 11 823 600 00 |
| State Colleges - Tax | 56 500 000 00 |
| State Colleges - Revenue | 50 066 000 00 |
| Stadium - Revenue | 6 110 000 00 |
| Sabine River Authority - Revenue | 500 000 00 |
| San Antonio River Authority | 750 000 00 |
| Street Improvement | 1 310 000 00 |
| Trinity River Authority - Revenue | 13 330 000 00 |
| Utility System - Revenue | 1 964 290 00 |
| Waterworks & Sewer System - Revenue | 30 018 300 00 |

TABLE NO. 16 CONTINUED
 COMPTROLLER'S DEPARTMENT - BOND DIVISION
 Year Ended August 31, 1970

GROUP I: REGULAR ISSUES (Continued)

| | |
|---|------------------|
| Waterworks & Sewer System - Tax and Revenue | \$ 34 912 000 00 |
| Waterworks - Revenue | 32 086 000 00 |
| Water Conveyance - Revenue | 16 000 000 00 |
| Water Control & Improvement District - Tax and Revenue | 985 000 00 |
| Waterworks | 582 700 00 |
| Waterworks & Gas - Revenue | 100 000 00 |
| Waterworks - Tax and Revenue | 1 035 000 00 |
| Water Control & Improvement District - Tax | 90 000 00 |
| | 583 536 690 00 |
| TOTAL REGULAR ISSUES | |

GROUP II: REFUNDING ISSUES

| | |
|--|---------------|
| City | 884 000 00 |
| General Obligation | 9 963 600 00 |
| Park | 590 000 00 |
| Permanent Improvement | 146 000 00 |
| Road & Bridge | 4 531 800 00 |
| State Colleges - Revenue | 915 000 00 |
| Waterworks & Sewer System and Construction | 180 000 00 |
| Waterworks & Sewer System - Revenue | 2 425 000 00 |
| Waterworks & Sewer System - Tax and Revenue | 1 403 000 00 |
| | 21 038 400 00 |
| TOTAL REFUNDING ISSUES | |

TABLE NO. 16 CONTINUED
COMPTROLLER'S DEPARTMENT – BOND DIVISION
Year Ended August 31, 1970

GROUP III: SCHOOL BONDS – REGULAR

Common School District
Independent School District

\$ 200 000 00
149 175 000 00

TOTAL SCHOOL BONDS – REGULAR

149 375 000 00

GROUP IV: SCHOOL BONDS – REFUNDING

Independent School District

155 000 00

TOTAL BONDS REGISTERED

754 105 090 00

TABLE NO. 17
 APPORTIONMENT TO PUBLIC JUNIOR COLLEGES
 Year Ended August 31, 1970

| | |
|---|---------------|
| Alvin Junior College | \$ 428 950 00 |
| Amarillo Junior College | 849 275 00 |
| Angelina College | 321 822 00 |
| Bee County Junior College | 395 600 00 |
| Blinn College | 1 003 160 00 |
| Blinn College - Old Washington State Park | 45 000 00 |
| Brazosport Junior College | 271 119 00 |
| Central Texas College | 632 825 00 |
| Cisco Junior College | 499 238 00 |
| Clarendon Junior College | 176 774 00 |
| Cooke County Junior College | 537 625 00 |
| Dallas County Junior College | 2 143 025 00 |
| Del Mar Junior College | 1 629 423 00 |
| Frank Phillips Junior College | 310 500 00 |
| Galveston Community College | 298 540 00 |
| Grayson County Junior College | 741 795 00 |
| Henderson County Junior College | 684 825 00 |
| Hill Junior College | 321 674 00 |
| Howard County Junior College | 418 079 00 |
| Kilgore Junior College | 1 278 842 00 |
| Laredo Junior College | 580 314 00 |
| Laredo Junior College - Special Education of Adult Illiterates | 7 500 00 |
| Lee Junior College | 756 379 00 |
| McLennan Community College | 772 341 00 |
| College of the Mainland | 273 046 00 |
| Navarro County Junior College | 645 725 00 |
| Odessa Junior College | 1 063 485 00 |
| Panola County Junior College | 343 608 00 |
| Paris Junior College | 322 740 00 |
| Ranger Junior College | 293 390 00 |
| San Antonio Junior College | 4 832 545 00 |
| San Jacinto Junior College | 2 296 183 00 |

TABLE NO. 17 CONTINUED
APPORTIONMENT TO PUBLIC JUNIOR COLLEGES
Year Ended August 31, 1970

| | |
|---|----------------------|
| South Plains Junior College | 734 858 00 |
| Southwest Texas Joint Counties Junior College | 516 657 00 |
| Tarrant County Junior College | 2 874 443 00 |
| Temple Junior College | 533 029 00 |
| Texarkana Junior College | 733 544 00 |
| Texas Southmost College | 584 775 00 |
| Texas Southmost College - Special Education of Adult Illiterates | 7 500 00 |
| Tyler Junior College | 1 870 781 00 |
| Victoria Junior College | 740 117 00 |
| Weatherford Junior College | 457 499 00 |
| Wharton County Junior College | 909 075 00 |
| TOTAL APPORTIONMENT TO JUNIOR COLLEGES | 35 137 625 00 |

TABLE NO. 18
SUMMARY OF NET EXPENDITURES BY OBJECT OF EXPENDITURES
Year Ended August 31, 1970

| | General Revenue Fund 1 | State Highway Fund 6 | Other Special Funds | Net Total |
|---|------------------------------|----------------------------|---------------------------|-----------------------|
| <u>PERSONAL SERVICES:</u> | | | | |
| 01 Salaries and Wages | \$ 393 616 216 84 | \$ 157 155 442 76 | \$ 121 741 771 83 | \$ 672 513 431 43 |
| 02 Professional Services and Fees | 3 835 298 48 | 10 484 55 | 4 151 736 41 | 7 997 519 44 |
| 03 Employees Maintenance | 48 199 72 | - 0 - | - 0 - | 48 199 72 |
| 04 Judicial Fees and Court Costs (Comptroller's Judiciary Section Only) | 909 474 57 | - 0 - | - 0 - | 909 474 57 |
| 05 Employees Retirement Matching | 6 322 578 21 | 7 091 389 58 | 5 138 343 29 | 18 552 311 08 |
| 06 Teachers Retirement Matching | - 0 - | - 0 - | 96 366 438 78 | 96 366 438 78 |
| 07 O.A.S.I. Matching | 14 507 058 42 | 6 634 034 91 | 5 193 058 74 | 26 334 152 07 |
| 08 Workmen's Compensation Transfers | 93 270 60 | - 0 - | 142 778 68 | 236 049 28 |
| TOTAL PERSONAL SERVICES | 419 332 096 84 | 170 891 351 80 | 232 734 127 73 | 822 957 576 37 |
| <u>CONSUMABLE SUPPLIES AND MATERIALS:</u> | | | | |
| 10 Printing and Office Supplies | 1 162 381 16 | 91 216 29 | 2 351 360 24 | 3 604 957 69 |
| 11 Gasoline, Oil, Lubricants, Wash and Grease | 652 429 23 | 722 707 94 | 861 017 58 | 2 236 154 75 |
| 12 Food for Persons | 8 059 731 82 | - 0 - | - 0 - | 8 059 731 82 |
| 13 Clothing and Drygoods for Persons | 328 313 21 | 99 586 08 | 140 538 85 | 568 438 14 |
| 14 Feed for Animals, Seed and Small Plants | 449 267 59 | 14 85 | 334 004 34 | 783 286 78 |
| 15 Drugs and Chemicals for Medical and Laboratory | 3 156 767 95 | 22 64 | 491 230 11 | 3 648 020 70 |
| 16 Other Supplies and Materials (Except Highway Department) | 10 017 780 89 | 462 103 55 | 11 574 154 31 | 22 054 038 75 |

TABLE NO. 18 CONTINUED
SUMMARY OF NET EXPENDITURES BY OBJECT OF EXPENDITURES
Year Ended August 31, 1970

| | <u>General Revenue Fund 1</u> | <u>State Highway Fund 6</u> | <u>Other Special Funds</u> | <u>Net Total</u> |
|---|---------------------------------------|-------------------------------------|------------------------------------|-----------------------|
| <u>CONSUMABLE SUPPLIES AND MATERIALS (CONTINUED):</u> | | | | |
| 17 Other Supplies, Materials and Operation Costs (Highway Department Only) | \$ - 0 - | \$ 62 273 100 28 | \$ - 0 - | \$ 62 273 100 28 |
| TOTAL CONSUMABLE SUPPLIES AND MATERIALS | 23 826 671 85 | 63 648 751 63 | 15 752 305 43 | 103 227 728 91 |
| <u>CURRENT AND RECURRING OPERATING EXPENSE:</u> | | | | |
| 20 Postage | 1 082 668 68 | 434 962 71 | 2 214 836 68 | 3 732 468 07 |
| 21 Utilities, Telephone and Telegraph | 12 251 990 55 | 417 101 54 | 8 523 900 28 | 21 192 992 37 |
| 22 Transportation of Things | 95 650 53 | 8 156 85 | 293 537 15 | 397 344 53 |
| 23 Repairs to Buildings Contract (Written or Oral) | 211 726 23 | - 0 - | 411 245 23 | 622 971 46 |
| 24 Repairs Other Contract | 484 224 19 | 304 560 21 | 737 700 08 | 1 526 484 48 |
| 25 Travel Expense | 4 676 401 12 | 446 927 47 | 8 571 786 68 | 13 695 115 27 |
| 26 Rentals | 4 475 212 49 | 621 833 65 | 8 508 391 53 | 13 605 437 67 |
| 27 Insurance and Bond Premiums | 19 492 25 | - 0 - | - 0 - | 19 492 25 |
| 28 Other Operating Expense | 8 166 143 46 | 166 037 68 | 7 228 605 64 | 15 560 786 78 |
| TOTAL CURRENT OR RECURRING OPERATING EXPENSE | 31 463 509 50 | 2 399 580 11 | 36 490 003 27 | 70 353 092 88 |
| <u>ASSISTANCE AND PENSIONS:</u> | | | | |
| 30 Old Age Assistance | - 0 - | - 0 - | 176 406 569 34 | 176 406 569 34 |
| 32 Blind Assistance | - 0 - | - 0 - | 3 829 309 00 | 3 829 309 00 |

TABLE NO 18 CONTINUED
SUMMARY OF NET EXPENDITURES BY OBJECT OF EXPENDITURES
Year Ended August 31, 1970

| | General Revenue Fund 1 | State Highway Fund 6 | Other Special Funds | Net Total |
|--|------------------------------|----------------------------|---------------------------|-----------------------|
| <u>ASSISTANCE AND PENSIONS (CONTINUED):</u> | | | | |
| 34 Children Assistance | \$ 757 477 00 | \$ - 0 - | \$ 77 256 426 43 | \$ 78 013 903 43 |
| 35 Medical Care Other | 3 945 023 00 | - 0 - | 108 450 716 00 | 112 395 739 00 |
| 36 Disabled Assistance | - 0 - | - 0 - | 17 462 316 92 | 17 462 316 92 |
| 37 Medical Care Hospital | - 0 - | - 0 - | 93 151 835 78 | 93 151 835 78 |
| 38 Confederate Pensions | - 0 - | - 0 - | 30 150 00 | 30 150 00 |
| 39 Ranger Pensions | - 0 - | - 0 - | 74 080 00 | 74 080 00 |
| TOTAL ASSISTANCE AND PENSIONS | 4 702 500 00 | - 0 - | 476 661 403 47 | 481 363 903 47 |
| <u>GRANTS:</u> | | | | |
| 40 School Apportionment | 328 787 261 59 | - 0 - | 366 093 222 89 | 694 880 484 48 |
| 41 Grants Elementary and Secondary Schools | 7 361 227 80 | - 0 - | 117 462 550 28 | 124 823 778 08 |
| 42 Grants Junior Colleges | 35 598 536 45 | - 0 - | 11 506 502 28 | 47 105 038 73 |
| 43 Grants Senior Colleges and Universities | 772 106 10 | - 0 - | 2 448 283 96 | 3 220 390 06 |
| 44 Grant-In-Aid Various | 5 776 920 51 | - 0 - | 1 958 331 13 | 7 735 251 64 |
| 45 Grants to Counties | 1 176 695 58 | - 0 - | 9 184 871 97 | 10 361 567 55 |
| 46 Grants to Cities | 125 000 00 | - 0 - | 5 194 736 70 | 5 319 736 70 |
| 47 Grants to Other Political Sub-Divisions | - 0 - | - 0 - | 9 448 49* | 9 448 49* |
| 48 Grants to Others | 5 393 104 62 | - 0 - | 21 641 047 69 | 27 034 152 31 |
| TOTAL GRANTS | 384 990 852 65 | - 0 - | 535 480 098 41 | 920 470 951 06 |

* Deduction



TABLE NO. 18 CONTINUED
SUMMARY OF NET EXPENDITURES BY OBJECT OF EXPENDITURES
Year Ended August 31, 1970

| | General Revenue Fund 1 | State Highway Fund 6 | Other Special Funds | Net Total | |
|--|---|----------------------------|---------------------------|----------------------|-----------------------|
| <u>PAYMENTS OF INDEBTEDNESS AND INTEREST:</u> | | | | | |
| 50 | Principal on State Bonds | \$ - 0 - | \$ - 0 - | \$ 21 790 000 00 | \$ 21 790 000 00 |
| 51 | Principal on Other Indebtedness | - 0 - | - 0 - | 63 989 03 | 63 989 03 |
| 55 | Interest on State Bonds | - 0 - | - 0 - | 19 837 195 75 | 19 837 195 75 |
| 59 | Miscellaneous Claims | - 0 - | 40 593 86 | - 0 - | 40 593 86 |
| | TOTAL PAYMENT OF INDEBTEDNESS AND INTEREST | - 0 - | 40 593 86 | 41 691 184 78 | 41 731 778 64 |
| <u>CAPITAL OUTLAY:</u> | | | | | |
| 60 | Equipment and Furniture Inventory (Controlled by the Comptroller) | 8 984 253 53 | 2 023 401 74 | 10 460 094 47 | 21 467 749 74 |
| 61 | Other Equipment and Furniture | 46 260 40 | - 0 - | 53 326 05 | 99 586 45 |
| 62 | Library Books | 2 407 714 67 | 4 847 65 | 4 188 743 86 | 6 601 306 18 |
| 63 | Textbooks | - 0 - | - 0 - | 16 015 337 84 | 16 015 337 84 |
| 64 | Livestock and Poultry | 38 247 91 | - 0 - | 13 257 46 | 51 505 37 |
| 65 | Highway Department, Construction, Improvements & Right of Way Purchase | - 0 - | 429 728 621 92 | - 0 - | 429 728 621 92 |
| 66 | Land Purchased | 504 095 25 | - 0 - | 3 835 593 38 | 4 339 688 63 |
| 67 | Land Improvements | 1 361 088 30 | 2 653 35 | 966 382 54 | 2 330 124 19 |
| 68 | Buildings—Purchased, Constructed and Remodeled | 23 334 935 86 | 348 943 08 | 10 313 611 26 | 33 997 490 20 |
| | TOTAL CAPITAL OUTLAY | 36 676 595 92 | 432 108 467 74 | 45 846 346 86 | 514 631 410 52 |

TABLE NO. 18 CONTINUED
SUMMARY OF NET EXPENDITURES BY OBJECT EXPENDITURES
Year Ended August 31, 1970

| | General Revenue Fund 1 | State Highway Fund 6 | Other Special Funds | Net Total |
|---|---|----------------------------|---------------------------|-------------------------|
| NON-GOVERNMENTAL COST: | | | | |
| 71 | Purchase of State Bonds | \$ - 0 - | \$ - 0 - | \$ 1 002 000 00 |
| 72 | Purchase of U S Government Securities | - 0 - | - 0 - | 204 448 000 00 |
| 74 | Purchase of Notes and Other Evidence of Indebtedness | - 0 - | - 0 - | 5 293 601 76 |
| 75 | Purchase of Corporate Bonds | - 0 - | - 0 - | 169 627 600 00 |
| 76 | Purchase of Corporate Stock | - 0 - | - 0 - | 71 736 078 00 |
| 77 | Loans to Political Sub-Division | - 0 - | - 0 - | 3 080 000 00 |
| 78 | Petty Cash Advances | 1 886 34 | - 0 - | 11 010 00 |
| 79 | Purchase of Water Rights | - 0 - | - 0 - | 2 674 770 50 |
| 80 | Accrued Interest on Investments | - 0 - | - 0 - | 3 337 571 46 |
| 83 | Discounts on Investments | - 0 - | - 0 - | 3 020 005 74* |
| 85 | Premiums on Investments | - 0 - | - 0 - | 3 150 943 18 |
| 90 | Allocations Fund 120 | - 0 - | - 0 - | 593 117 031 34 |
| 92 | Land Purchased for Resale | - 0 - | - 0 - | 22 431 762 40 |
| 93 | Miscellaneous Non-Governmental Expenditures | 1 812 757 75 | - 0 - | 19 717 646 63 |
| 95 | Departmental Transfers | 3 034 533 46 | 3 344 348 01 | 22 071 890 44 |
| 96 | Operating Fund Transfers | 14 974 621 94 | 14 000 00 | 14 378 706 81 |
| 97 | Merchandise Purchased for Resale | 991 855 67 | - 0 - | - 0 - |
| 98 | Allocations Fund 60 | - 0 - | - 0 - | 311 081 059 23 |
| 99 | Departmental Transfers—Appropriation | 3 496 416 00 | - 0 - | - 0 - |
| 101 | Loans to College Students | - 0 - | - 0 - | 23 246 348 25 |
| 199 | Refunds of Revenue | 2 799 802 10 | 79 92 | 10 439 660 61 |
| 221 | Departmental Transfers—Telephone Services | 393 903 12 | 134 573 45 | 418 400 89 |
| 999 | Refund of Expenditures | 500 011 69 | 447 632 69 | 7 167 060 54 |
| TOTAL NON-GOVERNMENTAL COST | | 28 005 788 07 | 3 940 634 07 | 1 485 411 136 30 |
| TOTAL GOVERNMENTAL AND NON-GOVERNMENTAL COST | | 928 998 014 83 | 673 029 379 21 | 2 870 066 606 25 |

* Deduction



Documents Department

NOV 12 1970


Dallas Public Library

ANNUAL REPORT OF THE
COMPTROLLER OF PUBLIC ACCOUNTS

STATE OF TEXAS

1970

TO THE GOVERNOR



PART 1B

RECEIPTS AND DISBURSEMENTS
OF STATE FUNDS

ROBERT S. CALVERT
COMPTROLLER

ANNUAL REPORT OF THE
COMPTROLLER OF PUBLIC ACCOUNTS

STATE OF TEXAS

1970

TO THE GOVERNOR



PART 1B

RECEIPTS AND DISBURSEMENTS
OF STATE FUNDS

ROBERT S. CALVERT
COMPTROLLER



ROBERT S. CALVERT
COMPTROLLER

Comptroller of Public Accounts
State of Texas
Austin

October 23, 1970

Honorable Preston Smith
Governor of Texas
Austin, Texas

Dear Sir:

I submit herewith Part IB of my Annual Report for the fiscal year ending August 31, 1970.

Part II will be submitted at a later date. Part II will contain statements of tax collectors' accounts, assessed valuation, tax rates and other miscellaneous information.

I wish to express my appreciation to the Governor, the Legislature and other State agencies for their fine cooperation in matters connected with the Department.

Respectfully yours,

Robert S. Calvert
Comptroller of Public Accounts

RSC:sc

TABLE OF CONTENTS

| TABLE NO. | | FUND NO. | PAGE NO. |
|----------------------|---|---------------------|---------------------|
| | Letter of Transmittal | | |
| 19 | General Revenue Fund | 1 | 1 |
| 20 | Available School Fund | 2 | 20 |
| 21 | Textbook Fund | 3 | 21 |
| 22 | Pan American College Mineral Fund | 4 | 21 |
| 23 | Confederate Pension Fund | 5 | 22 |
| 24 | Highway Fund | 6 | 23 |
| 25 | Building Fund | 7 | 25 |
| 26 | Game and Fish Fund | 9 | 26 |
| 27 | Motor Vehicle Insurance Fund | 10 | 27 |
| 28 | Available University Fund | 11 | 28 |
| 29 | Building Construction Planning Fund | 12 | 29 |
| 30 | Fire Insurance Fund | 13 | 29 |
| 31 | Compensation Insurance Fund | 14 | 30 |
| 32 | Available Funds of Eleemosynary Institution | | |
| | Available Lunatic Asylum Fund | 15 | 30 |
| | Available Deaf and Dumb Institute Fund | 16 | 30 |
| | Available Blind Institute Fund | 17 | 30 |
| | Available Orphans Home Fund | 18 | 30 |
| 33 | Vital Statistics Fund | 19 | 31 |

TABLE OF CONTENTS (CONTINUED)

| TABLE NO. | | FUND NO. | PAGE NO. |
|-----------|---|----------|----------|
| 34 | Trust Account--Federal Aid Highway Act Fund | 21 | 31 |
| 35 | Department of Agriculture Fund | 23 | 32 |
| 36 | Psychologists Licensing Fund | 24 | 32 |
| 37 | Unemployment Compensation Administration Fund | 26 | 33 |
| 38 | State Old Age Assistance Fund | 27 | 34 |
| 39 | Federal Old Age Assistance Fund | 28 | 34 |
| 40 | Traffic Safety Fund | 29 | 35 |
| 41 | Education Agency Driver Education | 30 | 35 |
| 42 | Youth Council Mineral Fund | 32 | 36 |
| 43 | Sanitarians Registration and License Fund | 33 | 36 |
| 44 | Optometry Fund | 34 | 37 |
| 45 | Veterinary Fund | 35 | 37 |
| 46 | Insurance Board Operating Fund | 36 | 38 |
| 47 | Federal Child Welfare Service Fund | 37 | 38 |
| 48 | Central Education Agency Program Fund | 38 | 39 |
| 49 | Commodity Distribution Fund | 39 | 39 |
| 50 | Barber Examiners Fund | 40 | 40 |
| 51 | Board of Water Engineers Fund | 41 | 40 |

TABLE OF CONTENTS (CONTINUED)

| TABLE NO. | | FUND NO. | PAGE NO. |
|-----------|--|----------|----------|
| 52 | Permanent School Fund | 44 | 41 |
| 53 | Permanent University Fund | 45 | 43 |
| 54 | Endowment Fund, Medical Branch, University of Texas Fund | 46 | 45 |
| 55 | A & M University Available Fund | 47 | 45 |
| 56 | Permanent Funds of Eleemosynary Institutions | | |
| | Permanent Blind Institute Fund | 48 | 46 |
| | Permanent Deaf and Dumb Institute Fund | 49 | 46 |
| | Permanent Lunatic Asylum Fund | 50 | 46 |
| | Permanent Orphans Home Fund | 51 | 46 |
| 57 | Veterans Land Board Fund | 52 | 47 |
| 58 | School Bus Revolving Fund | 53 | 47 |
| 59 | Insurance Examination Fund | 54 | 48 |
| 60 | Medical Registration Fund | 55 | 48 |
| 61 | Professional Engineers Fund | 56 | 49 |
| 62 | County and Road District Highway Fund | 57 | 50 |
| 63 | Feed Control Fund | 58 | 51 |
| 64 | Special Boat Fund | 59 | 51 |
| 65 | Highway Motor Fuel Tax Fund | 60 | 52 |
| 66 | Commission for Rehabilitation Operating Fund | 61 | 54 |
| 67 | Comptroller's Operating Fund | 62 | 55 |

TABLE OF CONTENTS (CONTINUED)

| TABLE NO. | | FUND NO. | PAGE NO. |
|----------------------|---|---------------------|---------------------|
| 68 | Land and Water Recreation and Safety Fund | 63 | 56 |
| 69 | State Parks Fund | 64 | 57 |
| 70 | Land Office Sale Fee Fund | 65 | 58 |
| 71 | Confiscated Liquor Fund | 67 | 58 |
| 72 | Board of Landscape Architects Fund | 69 | 59 |
| 73 | Bicentennial Fund | 70 | 59 |
| 74 | Attorney General Operating Fund | 72 | 60 |
| 75 | Registered Public Surveyors Fund | 75 | 61 |
| 76 | Prepaid Funeral Contract Fund | 76 | 61 |
| 77 | Land Office Permit Fee Fund | 80 | 62 |
| 78 | Donated Commodity Distribution Fund | 83 | 62 |
| 79 | Insurance Agents License Fund | 85 | 63 |
| 80 | Dental Registration Fund | 86 | 63 |
| 81 | Cosmetologist Fund | 88 | 64 |
| 82 | Youth Development Fund | 89 | 64 |
| 83 | Federal Disaster Fund | 92 | 65 |
| 84 | Managing General Agents Fund | 93 | 65 |
| 85 | Workmen's Compensation Fund | 94 | 66 |

TABLE OF CONTENTS (CONTINUED)

| TABLE NO. | | FUND NO. | PAGE NO. |
|-----------|--|----------|----------|
| 86 | A & M University Mineral Investment Fund | 95 | 66 |
| 87 | A & M University Mineral Income Fund | 96 | 67 |
| 88 | Liquor Act Enforcement Fund | 97 | 68 |
| 89 | Texas Technological University Workmen's Compensation Fund | 98 | 68 |
| 90 | Operators and Chauffeurs Fund | 99 | 69 |
| 91 | Treasury Fiscal Agency Fund | 100 | 70 |
| 92 | State Disabled Assistance Fund | 101 | 70 |
| 93 | Air Control Board Fund | 102 | 71 |
| 94 | Credit Insurance Fund | 103 | 71 |
| 95 | Architects Registration Fund | 109 | 72 |
| 96 | Central Education Agency Operating Fund | 112 | 72 |
| 97 | Mutual Assessment Fund | 113 | 73 |
| 98 | Real Estate License Fund | 114 | 73 |
| 99 | Insurance Fee Fund | 115 | 74 |
| 100 | Federal Public Welfare Administration Fund | 117 | 74 |
| 101 | Federal Public Library Service Fund | 118 | 75 |
| 102 | Fireworks License Fund | 119 | 75 |
| 103 | Omnibus Tax Clearance Fund | 120 | 76 |

TABLE OF CONTENTS (CONTINUED)

| TABLE NO. | | FUND NO. | PAGE NO. |
|----------------------|---|---------------------|---------------------|
| 104 | State Blind and Children Assistant Funds | | |
| | State Blind Assistance Fund | 121 | 79 |
| | State Children Assistant Fund | 122 | 79 |
| 105 | Texas Water Planning Fund | 123 | 79 |
| 106 | Local Recording Agents and Solicitors License Fund | 124 | 80 |
| 107 | Federal Economic Opportunity Fund | 127 | 80 |
| 108 | Hospital Licensing Fund | 129 | 81 |
| 109 | Federal Blind and Children Assistance Fund | | |
| | Federal Blind Assistance Fund | 131 | 81 |
| | Federal Children Assistance Fund | 132 | 81 |
| 110 | Economic Opportunity Welfare Fund | 133 | 82 |
| 111 | Federal Older American Fund | 134 | 82 |
| 112 | Federal Mental Health and Mental Retardation Fund | 135 | 83 |
| 113 | Chiropractic Examiners Fund | 140 | 83 |
| 114 | Federal Adult Blind Fund | 141 | 84 |
| 115 | Federal Health, Education and Welfare Fund | 148 | 84 |
| 116 | Medical Assistance Fund | 149 | 85 |
| 117 | Aircraft Fuel Tax Fund | 150 | 85 |
| 118 | Escheat and Reimbursement Fund | 152 | 86 |
| 119 | Water Quality Fund | 153 | 86 |

TABLE OF CONTENTS (CONTINUED)

| TABLE NO. | | FUND NO. | PAGE NO. |
|--------------|--|-------------|-------------|
| 120 | Texas A & I University Special Mineral Fund | 154 | 87 |
| 121 | Railroad Commission Operating Fund | 155 | 87 |
| 122 | Industrial Revolving Fund | 156 | 88 |
| 123 | Alabama and Coughatta Mineral Fund | 157 | 88 |
| 124 | Water Rights Administration Fund | 158 | 89 |
| 125 | Federal Medical Assistance Fund | 159 | 89 |
| 126 | Special Funds for Insurance Department | | |
| | Casualty Insurance Fund | 161 | 90 |
| | Title Insurance Fund | 162 | 90 |
| 127 | Conservators Expense Fund | 164 | 90 |
| 128 | Unemployment Compensation Special Administration Fund | 165 | 91 |
| 129 | Welfare Administration Operating Fund | 166 | 92 |
| 130 | Welfare Assistance Operating Fund | 167 | 93 |
| 131 | Welfare Assistance Fund | 168 | 94 |
| 132 | Special Funds for Texas Education Agency | | |
| | Veterans' Educational Fund | 169 | 95 |
| | Federal School Lunch Fund | 171 | 95 |
| 133 | Burial Association Rate Fund | 180 | 96 |
| 134 | A & M University Workmen's Compensation Insurance Fund | 185 | 96 |
| 135 | College Building Fund 1948-1957 | 186 | 97 |

TABLE OF CONTENTS (CONTINUED)

| TABLE NO. | | FUND NO. | PAGE NO. |
|-----------|--|----------|----------|
| 136 | Farm to Market Road Fund | 189 | 98 |
| 137 | Veterans Land Fund, Division A | 190 | 98 |
| 138 | Veterans Land Funds Division A Investments | | |
| | Veterans Land Fund--Division A | 190 | 99 |
| | Veterans Bond Fund--Division A--Reserve Series 1949 | 278 | 99 |
| | Veterans Bond Fund--Division A--Reserve Series 1950 | 279 | 99 |
| | Veterans Bond Fund--Division A--Reserve Series 1950A | 280 | 99 |
| 139 | Foundation School Fund | 193 | 100 |
| 140 | Tarleton State College Building Fund | 194 | 100 |
| 141 | University of Texas at Arlington Building Fund | 195 | 101 |
| 142 | Texas Woman's University Building Fund | 196 | 101 |
| 143 | Texas A & I University Building Fund | 197 | 102 |
| 144 | University of Texas at El Paso Building Fund | 198 | 102 |
| 145 | Texas Technological University Building Fund | 199 | 103 |
| 146 | Building Funds for Senior Colleges | | |
| | East Texas State University Building Fund | 200 | 103 |
| | Sam Houston State College Building Fund | 202 | 103 |
| | Southwest Texas State College Building Fund | 203 | 103 |
| | Stephen F. Austin College Building Fund | 204 | 103 |
| | Sul Ross College Building Fund | 205 | 103 |
| | West Texas State University Building Fund | 206 | 103 |
| 147 | North Texas State University Building Fund | 201 | 104 |
| 148 | Prairie View A & M College Building Fund | 207 | 104 |

TABLE OF CONTENTS (CONTINUED)

| TABLE NO. | | FUND NO. | PAGE NO. |
|-----------|--|----------|----------|
| 149 | University of Texas Interest and Sinking Fund | 211 | 105 |
| 150 | A & M University--Main--Interest and Sinking Fund | 212 | 105 |
| 151 | Federal Higher Education Fund | 219 | 106 |
| 152 | Basic Science Examination Fund | 220 | 106 |
| 153 | Federal Civil Defense and Disaster Relief Fund | 221 | 107 |
| 154 | Federal Emergency Planning Fund | 222 | 107 |
| 155 | Land and Water Conservation Fund | 223 | 108 |
| 156 | Governor's Office Federal Projects Fund | 224 | 108 |
| 157 | University of Houston Current Fund | 225 | 109 |
| 158 | Pan American College Current Fund | 226 | 109 |
| 159 | Angelo State College Current Fund | 227 | 110 |
| 160 | A & M University System Administrative and General Office Current Fund | 234 | 110 |
| 161 | Texas State Technical Institute Current Fund | 237 | 111 |
| 162 | A & M Experiment Station Current Fund | 240 | 111 |
| 163 | A & M University Current Fund | 242 | 112 |
| 164 | Tarleton College Current Fund | 243 | 112 |
| 165 | University of Texas at Arlington College Current Fund | 244 | 113 |
| 166 | Prairie View A & M College Current Fund | 245 | 113 |

TABLE OF CONTENTS (CONTINUED)

| TABLE NO. | | FUND NO. | PAGE NO. |
|-----------|---|----------|----------|
| 167 | Texas Southern University Current Fund | 247 | 114 |
| 168 | University of Texas at Austin Current Fund | 248 | 115 |
| 169 | University of Texas at El Paso Current Fund | 250 | 115 |
| 170 | Texas Woman's University Current Fund | 253 | 116 |
| 171 | Texas A & I University Current Fund | 254 | 116 |
| 172 | Texas Technological University Current Fund | 255 | 117 |
| 173 | Lamar College of Technology Current Fund | 256 | 118 |
| 174 | East Texas State University Current Fund | 257 | 119 |
| 175 | North Texas State University Current Fund | 258 | 120 |
| 176 | Sam Houston State University Current Fund | 259 | 121 |
| 177 | Southwest Texas State College Current Fund | 260 | 122 |
| 178 | Stephen F. Austin University Current Fund | 261 | 123 |
| 179 | Sul Ross University Current Fund | 262 | 124 |
| 180 | West Texas State University Current Fund | 263 | 124 |
| 181 | Midwestern University Current Fund | 264 | 125 |
| 182 | National Guard Armory Board Mineral Fund | 265 | 125 |
| 183 | Vocational Nurse Examiners Fund | 266 | 126 |
| 184 | Parks Board Mineral Fund | 267 | 126 |

TABLE OF CONTENTS (CONTINUED)

| TABLE NO. | | FUND NO. | PAGE NO. |
|-----------|---|----------|----------|
| 185 | Federal Market News Fund | 268 | 127 |
| 186 | Hospital and Special Schools Mineral Fund | 270 | 127 |
| 187 | Board of Corrections Mineral Fund | 272 | 128 |
| 188 | Federal Health Fund | 273 | 129 |
| 189 | Motor Vehicle Inspection Fund | 274 | 130 |
| 190 | Texas Maritime Academy Current Fund | 275 | 131 |
| 191 | Veterans' Land Fund--Division B--Fund | 276 | 132 |
| 192 | West Texas State University Mineral Fund | 277 | 133 |
| 193 | Veterans' Land Fund--Division B--Reserve Funds | | |
| | Reserve Series 1951 | 281 | 133 |
| | Reserve Series 1952 | 282 | 133 |
| | Reserve Series 1953 | 283 | 133 |
| | Reserve Series 1953A | 284 | 133 |
| | Reserve Series 1954 | 288 | 133 |
| | Reserve Series 1954A | 292 | 133 |
| 194 | College Building Fund 1958-1967 | 300 | 134 |
| 195 | Texas Southern University Building Funds Allocation | 301 | 135 |
| 196 | Texas Woman's University Building Funds Allocation | 306 | 135 |
| 197 | Texas A & I University Building Funds Allocation | 309 | 136 |

TABLE OF CONTENTS (CONTINUED)

| TABLE NO. | | FUND NO. | PAGE NO. |
|-----------|---|----------|----------|
| 198 | Texas Technological University Building Funds Allocation | 312 | 136 |
| 199 | Lamar State College of Technology Building Funds Allocation | 315 | 137 |
| 200 | North Texas State University Building Fund Allocation | 320 | 137 |
| 201 | State Senior College Allocation Funds, 1958-1967 | | |
| | East Texas State University Fund | 323 | 138 |
| | Sam Houston State College Fund | 324 | 138 |
| | Southwest Texas State College Fund | 325 | 138 |
| | Stephen F. Austin College Fund | 326 | 138 |
| | Sul Ross College Fund | 327 | 138 |
| | West Texas State University Fund | 328 | 138 |
| 202 | Special Funds for Water Development Board | | |
| | Water Development Clearance Fund | 350 | 139 |
| | Water Development Fund | 351 | 139 |
| | Water Development Bond Interest and Sinking Fund | 352 | 139 |
| 203 | Storage Facilities Operating and Maintenance Fund | 355 | 141 |
| 204 | Veterans Land Fund--Division C--Fund | 375 | 142 |
| 205 | Veterans Land Funds, Division C, Reserve Funds | | |
| | Series 1957 | 376 | 143 |
| | Series 1958 | 378 | 143 |
| | Series 1958A | 380 | 143 |
| | Series 1961 | 382 | 143 |
| 206 | Veterans Land Funds, Division C, Reserve Funds | | |
| | Series 1961A | 384 | 144 |
| | Series 1961B | 386 | 144 |

TABLE OF CONTENTS (CONTINUED)

| TABLE NO. | | FUND NO. | PAGE NO. |
|--------------|--|-------------|-------------|
| 207 | Texas Opportunity Plan Fund | 387 | 145 |
| 208 | Texas College Student Loan Bonds Interest and Sinking Fund | 388 | 146 |
| 209 | College Building Fund 1966-1977 Fund | 389 | 147 |
| 210 | College 1966-1977 Building Bond Sinking Funds | | |
| | University of Texas at Arlington Fund | 390 | 148 |
| | Texas Technological College Fund | 391 | 148 |
| | North Texas University Fund | 392 | 148 |
| | Lamar State College of Technology Fund | 393 | 148 |
| | Texas A & I University Fund | 394 | 148 |
| 211 | College 1966-1977 Building Bond Sinking Fund | | |
| | Texas Woman's University Fund | 395 | 149 |
| | Texas Southern University Fund | 396 | 149 |
| | Midwestern University Fund | 397 | 149 |
| | University of Houston Fund | 398 | 149 |
| | Pan American College Fund | 399 | 149 |
| 212 | College 1966-1977 Building Bond Sinking Funds | | |
| | East Texas State University Fund | 400 | 150 |
| | Sam Houston College Fund | 401 | 150 |
| | Southwest Texas State College | 402 | 150 |
| | West Texas State University | 403 | 150 |
| 213 | College 1966-1977 Building Bond Sinking Funds | | |
| | Stephen F. Austin State College Fund | 404 | 151 |
| | Sul Ross State College Fund | 405 | 151 |
| | Angelo State College Fund | 406 | 151 |
| 214 | Board of Regents, State Senior Colleges 1966-1977 Building Bond Sinking Fund | 407 | 151 |
| 215 | Texas Park Development Fund | 408 | 152 |

TABLE OF CONTENTS (CONTINUED)

| TABLE NO. | | FUND NO. | PAGE NO. |
|-----------|--|----------|----------|
| 216 | Texas Park Development Bond Interest and Sinking Fund | 409 | 153 |
| 217 | Veterans' Land Bond Fund--Division D--Series 1968 Fund | 410 | 154 |
| 218 | Veterans' Land Bond Fund--Division D--Reserve Series Fund | 411 | 155 |
| 219 | Midwestern University Special Mineral Fund | 412 | 156 |
| 220 | Veterans' Land Bond Fund--Division D--Series 1968A Fund | 413 | 157 |
| 221 | Veterans' Bond Fund--Division D--Reserve Series 1968A Fund | 414 | 158 |

TABLE NO. 19
GENERAL REVENUE FUND NO. 1
Year Ended August 31, 1970

| | | <u>APPROPRIATED</u> | <u>UNAPPROPRIATED</u> | <u>TOTAL</u> |
|------------------|---|---------------------|-----------------------|----------------|
| | NET CASH BALANCE, SEPTEMBER 1, 1969 | | \$ | 94 509 071 79 |
| RECEIPTS: | | | | |
| 001 | Ad Valorem Tax: State Comptroller | | \$ 15 608 37 | 15 608 37 |
| 005 | Inheritance Tax: State Comptroller | | 23 122 543 44 | 23 122 543 44 |
| 060 | Miscellaneous Excise Tax: State Comptroller | | 1 701 66 | 1 701 66 |
| 062 | Limited Sales and Use Tax: | | 546 009 439 98 | 546 009 439 98 |
| 066 | Limited Sales and Excise Tax: (State Departments) | | 1 355 414 73 | 1 355 414 73 |
| 072 | Hotel & Motel Tax: State Comptroller | | 7 392 084 26 | 7 392 084 26 |
| 074 | Cigarette Tax Penalty & Interest | | 3 324 290 19 | 3 324 290 19 |
| 076 | Tobacco Products Tax: State Comptroller | | 8 391 068 86 | 8 391 068 86 |
| 102 | Other Selective Sales Tax: Bureau of Labor Statistics | | 80 106 47 | 80 106 47 |
| 150 | Franchise Tax: | | | |
| | State Comptroller | | 110 275 722 87 | 110 275 722 87 |
| | Board of Insurance | | 50 00 | 50 00 |
| 170 | Bedding Tax: Department of Health | \$ 75 414 98 | | 75 414 98 |
| 180 | Miscellaneous Occupation Tax: Bureau of Labor Statistics | | 7 200 00 | 7 200 00 |
| 199 | Revenue Refunds Applied | 2 799 802 10 | | 2 799 802 10 |
| 200 | Store and Exemption License Fees: | | | |
| | State Comptroller | | 3 813 987 91 | 3 813 987 91 |
| 205 | Personalized License Fees | | 373 236 00 | 373 236 00 |
| 206 | Gross Receipt Permit Fees: State Comptroller | | 273 00 | 273 00 |
| 207 | Cigarette and Tobacco Tax Permit Fees: | | | |
| | State Comptroller | | 256 588 20 | 256 588 20 |
| 208 | Private Club Service Fee | | 3 467 517 12 | 3 467 517 12 |
| 210 | Liquor Permit Fees | | 1 416 789 33 | 1 416 789 33 |
| 212 | Operators and Chauffeurs License Fees | | 3 940 265 82 | 3 940 265 82 |
| 213 | Agriculture Department License Fees | | 3 251 00 | 3 251 00 |
| 214 | Health Department License Fees: | | | |
| | Department of Health | 131 140 00 | | 131 140 00 |
| 215 | Bedding Permits Fees: Department of Health | 33 765 00 | | 33 765 00 |

TABLE NO. 19 (CONTINUED)
GENERAL REVENUE FUND NO. 1
Year Ended August 31, 1970

| RECEIPTS (CONTINUED) | APPROPRIATED | UNAPPROPRIATED | TOTAL |
|--|---------------|-----------------|-----------------|
| 220 Securities Act Registration Fees: | | | |
| Securities Board | | \$ 1 227 003 70 | \$ 1 227 003 70 |
| 222 Motor Bus Permit and License Fees | | 98 604 03 | 98 604 03 |
| 224 Professional Examination and Registration Fees: | | | |
| Bureau of Labor Statistics | | 20 745 00 | 20 745 00 |
| Board of Examiners for Hearing Aids | | 18 570 00 | 18 570 00 |
| 226 Other Licenses, Permits and Registration Fees: | | | |
| Supreme Court | | 1 120 00 | 1 120 00 |
| State Comptroller | | 1 000 00 | 1 000 00 |
| Secretary of State | | 10 115 00 | 10 115 00 |
| Department of Public Safety | | 29 885 00 | 29 885 00 |
| Bureau of Labor Statistics | | 262 866 00 | 262 866 00 |
| Department of Health | \$ 103 292 39 | 171 50 | 103 463 89 |
| Water Quality Board | | 300 00 | 300 00 |
| Department of Agriculture | | 4 50 | 4 50 |
| Water Rights Commission | | 50 612 79 | 50 612 79 |
| Water Development Board | | 25 595 00 | 25 595 00 |
| Department of Mental Health and Mental Retardation | | 675 00 | 675 00 |
| Education Agency | 64 675 04 | | 64 675 04 |
| 252 Department of Agriculture | | 193 337 18 | 193 337 18 |
| 253 Boiler Inspection Fees: | | | |
| Bureau of Labor Statistics | | 147 535 40 | 147 535 40 |
| 254 Health Department Inspection Fees: | | | |
| Department of Health | 43 448 62 | | 43 448 62 |
| 255 Other Inspection & Certification Fees: | | | |
| Bureau of Labor Statistics | | 20 00 | 20 00 |
| 300 Store & Exemption License Service Fees | | 14 493 75 | 14 493 75 |
| 303 Support and Maintenance Fees: | | | |
| Corsicana State Home | | 18 702 36 | 18 702 36 |
| Waco State Home | | 16 016 08 | 16 016 08 |
| Department of Mental Health and Mental Retardation | | 888 75 | 888 75 |

TABLE NO. 19 (CONTINUED)
GENERAL REVENUE FUND NO. 1
Year Ended August 31, 1970

| RECEIPTS (CONTINUED) | APPROPRIATED | UNAPPROPRIATED | TOTAL |
|--|-----------------|----------------|---------------|
| 303 Support and Maintenance Fees: (Continued) | | | |
| Vernon Geriatric Center | | \$ 110 779 67 | \$ 110 779 67 |
| Rio Grande State Center MHMR | | 9 596 80 | 9 596 80 |
| Denton State Home | | 518 797 51 | 518 797 51 |
| East Texas State Tuberculosis Hospital | | 339 093 30 | 339 093 30 |
| Richmond State School | | 109 136 25 | 109 136 25 |
| Lufkin State School | | 229 893 50 | 229 893 50 |
| San Angelo Center | | 83 767 05 | 83 767 05 |
| Mexia State School | | 596 136 63 | 596 136 63 |
| San Antonio State Tuberculosis Hospital | | 571 529 94 | 571 529 94 |
| Kerrville State Hospital | | 657 550 74 | 657 550 74 |
| Travis State School | | 516 758 79 | 516 758 79 |
| Abilene State School | | 495 142 03 | 495 142 03 |
| Austin State Hospital | | 968 011 89 | 968 011 89 |
| Austin State School | | 465 562 82 | 465 562 82 |
| Rusk State Hospital | | 733 238 76 | 733 238 76 |
| San Antonio State Hospital | | 559 707 23 | 559 707 23 |
| Terrell State Hospital | | 742 785 55 | 742 785 55 |
| Wichita Falls State Hospital | | 618 047 18 | 618 047 18 |
| Harlingen State Tuberculosis Sanitorium | | 294 490 85 | 294 490 85 |
| Texas Research Institute of Mental Sciences | | 95 236 81 | 95 236 81 |
| Big Spring State Hospital | | 322 753 49 | 322 753 49 |
| Lubbock State School | | 53 713 01 | 53 713 01 |
| West Texas Children's Home | | 7 299 91 | 7 299 91 |
| Gainesville State School for Girls | | 20 00 | 20 00 |
| 306 Examination and Audit Fees: | | | |
| State Auditor | | 49 405 14 | 49 405 14 |
| 307 City Sales Tax Service Fee: | | | |
| State Comptroller | \$ 2 500 403 01 | | 2 500 403 01 |
| 310 Other Filing Office and Service Fees: | | | |
| Supreme Court | | 799 50 | 799 50 |
| Court of Criminal Appeals | | 305 30 | 305 30 |
| Court of Civil Appeals--First District | | 11 50 | 11 50 |

TABLE NO. 19 (CONTINUED)
 GENERAL REVENUE FUND NO. 1
 Year Ended August 31, 1970

| RECEIPTS (CONTINUED) | APPROPRIATED | UNAPPROPRIATED | TOTAL |
|---|--------------|----------------|--------------|
| 310 Other Filing Office and Service Fees: (Continued) | | | |
| Court of Civil Appeals--Second District | | \$ 3 50 | \$ 3 50 |
| Court of Civil Appeals--Third District | | 17 50 | 17 50 |
| Court of Civil Appeals--Fourth District | | 9 75 | 9 75 |
| Court of Civil Appeals--Fifth District | | 5 50 | 5 50 |
| Court of Civil Appeals--Sixth District | | 2 00 | 2 00 |
| Court of Civil Appeals--Seventh District | | 53 70 | 53 70 |
| Court of Civil Appeals--Eighth District | | 8 00 | 8 00 |
| Court of Civil Appeals--Twelfth District | | 20 50 | 20 50 |
| Court of Civil Appeals--Fourteenth District | | 26 10 | 26 10 |
| Attorney General | | 151 30 | 151 30 |
| Board of Control | \$ 4 394 41 | | 4 394 41 |
| Comptroller of Public Accounts | | 9 732 42 | 9 732 42 |
| General Land Office | | 44 479 41 | 44 479 41 |
| Library | 3 250 58 | | 3 250 58 |
| Secretary of State | | 3 034 614 48 | 3 034 614 48 |
| Treasurer | | 435 00 | 435 00 |
| Securities Board | | 629 09 | 629 09 |
| Real Estate Commission | | 136 00 | 136 00 |
| Department of Public Safety | | 63 044 50 | 63 044 50 |
| Banking -- Finance Commission | | 4 000 00 | 4 000 00 |
| Bureau of Labor Statistics | | 12 00 | 12 00 |
| Industrial Accident Board | | 89 161 82 | 89 161 82 |
| Board of Insurance | | 10 00 | 10 00 |
| Railroad Commission | | 653 00 | 653 00 |
| Alcoholic Beverage Commission | | 193 00 | 193 00 |
| Credit Union Commission | | 1 000 00 | 1 000 00 |
| Board of Hairdressers & Cosmetologists | | 582 50 | 582 50 |
| Water Quality Board | | 349 00 | 349 00 |
| Water Rights Commission | | 14 284 50 | 14 284 50 |
| Corsicana State Home | 1 659 13 | | 1 659 13 |
| Waco State Home | 2 029 98 | | 2 029 98 |
| Department of Mental Health and Mental Retardation | 25 750 49 | | 25 750 49 |

TABLE NO 19 (CONTINUED)
 GENERAL REVENUE FUND NO. 1
 Year Ended August 31, 1970

| RECEIPTS (CONTINUED) | <u>APPROPRIATED</u> | <u>UNAPPROPRIATED</u> | <u>TOTAL</u> |
|--|---------------------|-----------------------|--------------|
| 310 Other Filing, Office and Service Fees: (Continued) | | | |
| Vernon Geriatric Center | \$ 1 525 24 | \$ | 1 525 24 |
| Amarillo Center for Human Development | 143 016 80 | | 143 016 80 |
| Beaumont Center for Human Development | 8 659 49 | | 8 659 49 |
| Rio Grande State Center MHMR | 23 120 12 | | 23 120 12 |
| Denton State School | 1 542 31 | \$ | 2 596 20 |
| Dallas Mental Health Clinic | 86 644 26 | 1 053 89 | 86 644 26 |
| Fort Worth Mental Health Clinic | 49 372 88 | | 49 372 88 |
| East Texas State Tuberculosis Hospital | 1 465 16 | 538 11 | 2 003 27 |
| Richmond State School | 653 02 | | 653 02 |
| Lufkin State School | 948 47 | | 948 47 |
| San Angelo Center | 78 00 | 12 00 | 90 00 |
| San Antonio State Tuberculosis Hospital | 360 00 | 371 50 | 731 50 |
| Abilene State School | 522 00 | | 522 00 |
| Austin State Hospital | 33 871 50 | | 33 871 50 |
| Austin State School | 57 50 | | 57 50 |
| Terrell State Hospital | 64 279 38 | | 64 279 38 |
| Wichita Falls State Hospital | 2 345 24 | | 2 345 24 |
| Harlingen State Tuberculosis Sanatorium | | 3 00 | 3 00 |
| Texas Research Institute of Mental Sciences | 152 926 70 | | 152 926 70 |
| Big Spring State Hospital | 18 689 48 | 101 26 | 18 790 74 |
| Lubbock State School | 42 685 43 | | 42 685 43 |
| Gatesville State School for Boys | 60 00 | | 60 00 |
| Gainesville State School for Girls | 4 086 32 | | 4 086 32 |
| Crockett State School for Girls | 2 529 95 | | 2 529 95 |
| Mountain View School for Boys | 55 00 | | 55 00 |
| Department of Corrections | 62 264 88 | | 62 264 88 |
| 400 Principal on Land Sales: | | | |
| National Guard Armory Board | 1 970 42 | | 1 970 42 |
| 420 Machinery and Equipment Sales: | | | |
| Senate | 1 133 98 | | 1 133 98 |
| House of Representatives | 1 260 36 | | 1 260 36 |
| Legislative Budget Board | 183 21 | | 183 21 |

TABLE NO. 19 (CONTINUED)
GENERAL REVENUE FUND NO. 1
Year Ended August 31, 1970

| RECEIPTS (CONTINUED) | APPROPRIATED | UNAPPROPRIATED | TOTAL |
|---|--------------|----------------|----------|
| 420 Machinery and Equipment Sales: (Continued) | | | |
| Governor-Executive | \$ 1 082 24 | \$ | 1 082 24 |
| Attorney General | 218 37 | | 218 37 |
| Board of Control | 2 610 21 | | 2 610 21 |
| Library | 145 23 | | 145 23 |
| Auditor | 278 66 | | 278 66 |
| Treasurer | 736 10 | | 736 10 |
| Commission for the Blind | 917 61 | | 917 61 |
| Adjutant General | 754 32 | | 754 32 |
| National Guard Armory Board | 3 617 95 | | 3 617 95 |
| Bureau of Labor Statistics | 67 00 | | 67 00 |
| Department of Health | 922 67 | | 922 67 |
| Water Rights Commission | 204 33 | | 204 33 |
| Water Development Board | 1 001 39 | | 1 001 39 |
| Pecos River Compact Commission | 36 40 | | 36 40 |
| Corsicana State Home | 947 96 | | 947 96 |
| Waco State Home | 556 69 | | 556 69 |
| Department of Mental Health and Mental Retardation | 688 74 | | 688 74 |
| Denton State School | 1 424 46 | | 1 424 46 |
| East Texas State Tuberculosis Hospital | 212 01 | | 212 01 |
| Lufkin State School | 385 00 | | 385 00 |
| San Angelo Center | 1 450 88 | | 1 450 88 |
| Mexia State School | 908 41 | | 908 41 |
| San Antonio State Tuberculosis Hospital | 1 511 60 | | 1 511 60 |
| Kerrville State Hospital | 668 85 | | 668 85 |
| Travis State School | 422 42 | | 422 42 |
| Abilene State School | 1 003 69 | | 1 003 69 |
| Austin State Hospital | 7 864 22 | | 7 864 22 |
| Austin State School | 713 10 | | 713 10 |
| Rusk State Hospital | 1 820 50 | | 1 820 50 |
| San Antonio State Hospital | 3 082 50 | | 3 082 50 |
| Terrell State Hospital | 449 69 | | 449 69 |

TABLE NO. 19 (CONTINUED)
 GENERAL REVENUE FUND NO. 1
 Year Ended August 31, 1970

| RECEIPTS (CONTINUED) | | <u>APPROPRIATED</u> | <u>UNAPPROPRIATED</u> | <u>TOTAL</u> |
|----------------------|---|---------------------|-----------------------|--------------|
| 420 | Machinery and Equipment Sales: (Continued) | | | |
| | Wichita Falls State Hospital | \$ 968 85 | \$ | 968 85 |
| | Harlingen State Tuberculosis Sanitorium | 633 73 | | 633 73 |
| | Texas Research Institute of Mental Sciences | 149 66 | | 149 66 |
| | Big Spring State Hospital | 494 75 | | 494 75 |
| | Gatesville State School for Boys | 216 69 | | 216 69 |
| | Gainesville State School for Girls | 621 14 | | 621 14 |
| | Crockett State School for Girls | 112 37 | | 112 37 |
| | Department of Corrections | 57 068 20 | | 57 068 20 |
| | Board of Pardon and Paroles | 829 94 | | 829 94 |
| | Education Agency | 1 587 47 | | 1 587 47 |
| | Texas State Technical Institute | 398 36 | | 398 36 |
| | Coordinating Board, College & University System | 415 29 | | 415 29 |
| | Historical Survey Committee | 94 16 | | 94 16 |
| | Texas Tourist Development Agency | 186 06 | | 186 06 |
| 421 | Farm, Dairy and Garden Products Sales: | | | |
| | Department of Mental Health & Mental Retardation | 354 80 | | 354 80 |
| | Gatesville State School for Boys | 27 529 88 | | 27 529 88 |
| | Department of Corrections | | \$ 303 027 07 | 303 027 07 |
| 422 | Processed Products Sales: | | | |
| | Gainesville State School for Girls | 339 85 | | 339 85 |
| | Department of Corrections | | 768 01 | 768 01 |
| 423 | Publication and Advertising Sales: | | | |
| | Legislative Council | 140 00 | | 140 00 |
| | Attorney General | 702 16 | | 702 16 |
| | Board of Control | 14 658 11 | | 14 658 11 |
| | General Land Office | 7 580 00 | 237 50 | 7 817 50 |
| | Library | 113 16 | | 113 16 |
| | Secretary of State | 486 20 | 4 590 25 | 5 076 45 |
| | Auditor | 56 00 | | 56 00 |
| | Security Board | 6 121 43 | | 6 121 43 |

TABLE NO. 19 (CONTINUED)
GENERAL REVENUE FUND NO. 1
Year Ended August 31, 1970

| RECEIPTS (CONTINUED) | | APPROPRIATED | UNAPPROPRIATED | TOTAL |
|----------------------|--|--------------|----------------|-------------|
| 423 | Publication and Advertising Sales: (Continued) | | | |
| | Bureau of Labor Statistics | \$ 2 317 71 | | \$ 2 317 71 |
| | Commission on Alcoholicism | 6 864 91 | | 6 864 91 |
| | Water Quality Board | 608 91 | | 608 91 |
| | Water Rights Commission | 1 253 19 | | 1 253 19 |
| | Water Development Board | 1 245 54 | | 1 245 54 |
| | Highway Department | | \$ 1 610 73 | 1 610 73 |
| | Education Agency | 99 50 | | 99 50 |
| | Texas State Technical Institute | 594 00 | | 594 00 |
| | Historical Survey Committee | 395 58 | | 395 58 |
| 425 | Dormitory, Cafeteria and Merchandise Sales: | | | |
| | Corsicana State Home | 24 321 70 | | 24 321 70 |
| | Waco State Home | 23 811 83 | | 23 811 83 |
| | Brownwood State School for Girls | 869 00 | | 869 00 |
| | Vernon Geriatric Center | 39 851 29 | | 39 851 29 |
| | Amarillo Center for Human Development | 459 24 | | 459 24 |
| | Beaumont Center for Human Development | 223 32 | | 223 32 |
| | Denton State School | 9 813 63 | | 9 813 63 |
| | East Texas State Tuberculosis Hospital | 9 748 43 | | 9 748 43 |
| | Richmond State School | 16 339 70 | | 16 339 70 |
| | Lufkin State School | 53 162 18 | | 53 162 18 |
| | San Angelo Center | 6 035 93 | | 6 035 93 |
| | Mexia State School | 107 867 61 | | 107 867 61 |
| | San Antonio State Tuberculosis Hospital | 20 708 22 | | 20 708 22 |
| | Kerrville State Hospital | 111 650 27 | | 111 650 27 |
| | Travis State School | 91 351 87 | | 91 351 87 |
| | Abilene State School | 86 619 07 | | 86 619 07 |
| | Austin State Hospital | 116 615 64 | | 116 615 64 |
| | Austin State School | 98 642 35 | | 98 642 35 |
| | Rusk State Hospital | 180 482 10 | | 180 482 10 |
| | San Antonio State Hospital | 147 250 01 | | 147 250 01 |
| | Terrell State Hospital | 141 881 80 | | 141 881 80 |
| | Wichita Falls State Hospital | 164 949 78 | | 164 949 78 |

TABLE NO. 19 (CONTINUED)
GENERAL REVENUE FUND NO. 1
Year Ended August 31, 1970

| RECEIPTS (CONTINUED) | | <u>APPROPRIATED</u> | <u>UNAPPROPRIATED</u> | <u>TOTAL</u> |
|----------------------|---|---------------------|-----------------------|--------------|
| 425 | Dormitory, Cafeteria and Merchandise Sales: (Continued) | | | |
| | Harlingen State Tuberculosis Sanitorium | \$ 12 487 47 | | \$ 12 487 47 |
| | Big Spring State Hospital | 107 294 36 | | 107 294 36 |
| | Lubbock State School | 2 183 92 | | 2 183 92 |
| | West Texas Children's Home | 25 298 43 | | 25 298 43 |
| | Gatesville State School for Boys | 72 192 01 | | 72 192 01 |
| | Gainesville State School for Girls | 23 895 63 | | 23 895 63 |
| | Crockett State School for Girls | 20 246 63 | | 20 246 63 |
| | Mountain View School for Boys | 32 519 07 | | 32 519 07 |
| | Department of Corrections | 52 968 00 | | 52 968 00 |
| | Education Agency | 51 919 90 | \$ 885 00 | 53 853 00 |
| 426 | Other Sales: | | | |
| | Board of Control | 2 104 62 | | 2 104 62 |
| | General Land Office | 6 492 09 | | 6 492 09 |
| | Treasurer | 3 852 42 | 26 95 | 3 879 37 |
| | Adjutant General | 9 26 | | 9 26 |
| | Bureau of Labor Statistics | 181 26 | | 181 26 |
| | Department of Health | 88 80 | | 88 80 |
| | Water Rights Commission | 1 639 93 | | 1 639 93 |
| | Waco State Home | | 279 56 | 279 56 |
| | Department of Mental Health and Mental Retardation | 365 74 | | 365 74 |
| | Vernon Geriatric Center | 784 15 | | 784 15 |
| | Denton State School | 46 472 64 | | 46 472 64 |
| | East Texas State Tuberculosis Hospital | 6 587 20 | 396 50 | 6 983 70 |
| | Richmond State School | 83 13 | | 83 13 |
| | Lufkin State School | 1 218 20 | | 1 218 20 |
| | Corpus Christi State School | 202 30 | | 202 30 |
| | San Angelo Center | 3 312 46 | 3 760 64 | 7 073 10 |
| | Mexia State School | 740 17 | | 740 17 |
| | San Antonio State Tuberculosis Hospital | 3 037 39 | 83 20 | 3 120 59 |
| | Kerrville State Hospital | 3 022 90 | | 3 022 90 |
| | Travis State School | 41 579 63 | | 41 579 63 |

TABLE NO. 19 (CONTINUED)
GENERAL REVENUE FUND NO. 1
Year Ended August 31, 1970

| RECEIPTS (CONTINUED) | <u>APPROPRIATED</u> | <u>UNAPPROPRIATED</u> | <u>TOTAL</u> |
|---|---------------------|-----------------------|--------------|
| 426 Other Sales: (Continued) | | | |
| Abilene State School | \$ 1 027 08 | | \$ 1 027 08 |
| Austin State Hospital | 1 797 75 | \$ 87 92 | 1 885 67 |
| Austin State School | 2 810 89 | | 2 810 89 |
| Rusk State Hospital | 20 549 29 | | 20 549 29 |
| San Antonio State Hospital | 40 318 05 | | 40 318 05 |
| Terrell State Hospital | 3 307 15 | | 3 307 15 |
| Wichita Falls State Hospital | 10 589 48 | | 10 589 48 |
| Harlingen State Tuberculosis Sanatorium | 4 63 | 105 74 | 110 37 |
| Texas Research Institute of Mental Sciences | 101 55 | | 101 55 |
| Big Spring State Hospital | 519 42 | 8 50 | 527 92 |
| Lubbock State School | 6 136 73 | | 6 136 73 |
| Gatesville State School for Boys | 532 53 | 221 58 | 754 11 |
| Crockett State School for Boys | 8 50 | | 8 50 |
| Mountain View School for Boys | 308 41 | | 308 41 |
| Department of Corrections | 44 737 87 | 147 45 | 44 885 32 |
| Education Agency | 1 072 73 | | 1 072 73 |
| Coordinating Board College & University System | 8 10 | | 8 10 |
| 441 Rental Lands and Buildings: | | | |
| Board of Control | | 21 214 50 | 21 214 50 |
| Department of Health | | 570 00 | 570 00 |
| Department of Mental Health and Mental Retardation | 915 00 | | 915 00 |
| Commission for Indian Affairs | 375 00 | | 375 00 |
| Corpus Christi State School | 427 42 | | 427 42 |
| Austin State Hospital | 9 933 67 | | 9 933 67 |
| Harlingen State Tuberculosis Sanatorium | | 242 81 | 242 81 |
| Gainesville State School for Girls | 10 556 15 | | 10 556 15 |
| Department of Corrections | | 55 689 94 | 55 689 94 |
| 442 Rental Equipment: | | | |
| Wichita Falls State Hospital | 7 322 50 | | 7 322 50 |

TABLE NO. 19 (CONTINUED)
 GENERAL REVENUE FUND NO. 1
 Year Ended August 31, 1970

| RECEIPTS (CONTINUED) | | APPROPRIATED | UNAPPROPRIATED | TOTAL |
|----------------------|---|--------------|----------------|--------------|
| 443 | Other Rentals, Leases and Easements: | | | |
| | Board of Control | | \$ 809 74 | \$ 809 74 |
| | Board of Managers State Railroad | | 3 462 50 | 3 462 50 |
| | Department of Health | | 1 008 00 | 1 008 00 |
| | Richmond State School | \$ 23 50 | 240 36 | 263 86 |
| | San Angelo Center | | 2 843 10 | 2 843 10 |
| | Abilene State School | | 3 400 00 | 3 400 00 |
| | Terrell State Hospital | | 9 984 44 | 9 984 44 |
| | Youth Council | | 262 00 | 262 00 |
| 500 | Interest on State Deposits: | | | |
| | Treasurer | | 7 039 637 33 | 7 039 637 33 |
| | Commission for Rehabilitation | | 1 699 75 | 1 699 75 |
| 517 | Other Interest: | | | |
| | Treasurer | | 39 603 35 | 39 603 35 |
| | Richmond State School | | 6 10 | 6 10 |
| 530 | Federal Grants: | | | |
| | Governor-Executive | 36 855 94 | | 36 855 94 |
| | Law Enforcement Officer, Standards & Education | 33 000 00 | | 33 000 00 |
| | Department of Mental Health and Mental Retardation | 1 947 363 98 | | 1 947 363 98 |
| | Rio Grande State Center MHMR | 269 536 17 | | 269 536 17 |
| | Coordinating Board, College and University System | 435 699 17 | | 435 699 17 |
| 531 | County and City Grants: | | | |
| | Department of Mental Health and Mental Retardation | 1 500 00 | | 1 500 00 |
| 540 | Other Donations and Grants: | | | |
| | Governor-Executive | 100 00 | | 100 00 |
| | Comptroller of Public Accounts | | 43 462 39 | 43 462 39 |
| | Library | 558 00 | | 558 00 |
| | Department of Health | 215 00 | | 215 00 |
| | Department of Agriculture | 174 120 30 | | 174 120 30 |

TABLE NO. 19 (CONTINUED)
GENERAL REVENUE FUND NO. 1
Year Ended August 31, 1970

| RECEIPTS (CONTINUED) | <u>APPROPRIATED</u> | <u>UNAPPROPRIATED</u> | <u>TOTAL</u> |
|---|---------------------|-----------------------|--------------|
| 540 Other Donations and Grants: (Continued) | | | |
| San Antonio State Hospital | \$ 13 091 17 | | \$ 13 091 17 |
| 550 Court Cost: | | | |
| Supreme Court | | \$ 8 080 00 | 8 080 00 |
| Court of Civil Appeals--First District | | 3 500 00 | 3 500 00 |
| Court of Civil Appeals--Second District | | 2 395 00 | 2 395 00 |
| Court of Civil Appeals--Third District | | 2 345 00 | 2 345 00 |
| Court of Civil Appeals--Fourth District | | 2 580 00 | 2 580 00 |
| Court of Civil Appeals--Fifth District | | 4 210 00 | 4 210 00 |
| Court of Civil Appeals--Sixth District | | 780 00 | 780 00 |
| Court of Civil Appeals--Seventh District | | 2 705 00 | 2 705 00 |
| Court of Civil Appeals--Eighth District | | 2 005 00 | 2 005 00 |
| Court of Civil Appeals--Ninth District | | 1 300 00 | 1 300 00 |
| Court of Civil Appeals--Tenth District | | 1 305 00 | 1 305 00 |
| Court of Civil Appeals--Eleventh District | | 1 486 50 | 1 486 50 |
| Court of Civil Appeals--Twelfth District | | 1 275 00 | 1 275 00 |
| Court of Civil Appeals--Thirteenth District | | 1 695 00 | 1 695 00 |
| Court of Civil Appeals--Fourteenth District | | 2 635 00 | 2 635 00 |
| 555 Confiscations: | | | |
| State Comptroller | | 2 085 71 | 2 085 71 |
| Treasurer | | 4 602 74 | 4 602 74 |
| Alcoholic Beverage Commission | | 10 097 94 | 10 097 94 |
| 560 Judgments: | | | |
| Attorney General | | 127 365 52 | 127 365 52 |
| Treasurer | | 50 00 | 50 00 |
| 561 Interest on Judgments: | | | |
| Rusk State Hospital | | 71 10 | 71 10 |
| 562 Escheated Estates: | | | |
| State Comptroller | | 21 340 80 | 21 340 80 |
| Treasurer | | 134 112 39 | 134 112 39 |
| 563 Forfeitures: | | | |
| Legislative | 30 87 | | 30 87 |
| Governor-Executive | 217 17 | | 217 17 |

TABLE NO. 19 (CONTINUED)
GENERAL REVENUE FUND NO. 1
Year Ended August 31, 1970

| RECEIPTS (CONTINUED) | | APPROPRIATED | UNAPPROPRIATED | TOTAL |
|----------------------|---|--------------|----------------|-----------|
| 563 | Forfeitures: (Continued) | | | |
| | Board of Control | \$ 6 50 | \$ | 6 50 |
| | Adjutant General | 1 29 | | 1 29 |
| | Bureau of Labor Statistics | | \$ 583 00 | 583 00 |
| | Department of Health | 42 70 | | 42 70 |
| 564 | Insurance and Damages: | | | |
| | Board of Control | 30 00 | | 30 00 |
| | Comptroller of Public Accounts | 271 88 | | 271 88 |
| | Secretary of State | 6 86 | | 6 86 |
| | Department of Health | 37 65 | | 37 65 |
| | Department of Agriculture | 25 00 | | 25 00 |
| | Water Development Board | 849 33 | | 849 33 |
| | Department of Mental Health & Mental Retardation | 811 00 | | 811 00 |
| | Commission for Indian Affairs | 160 08 | | 160 08 |
| | Mexia State School | 27 80 | | 27 80 |
| | San Antonio State Tuberculosis Hospital | 150 00 | | 150 00 |
| | Kerrville State Hospital | 18 62 | | 18 62 |
| | Austin State School | 50 00 | | 50 00 |
| | Rusk State Hospital | 17 50 | | 17 50 |
| | San Antonio State Hospital | 79 50 | | 79 50 |
| | Gatesville State School for Boys | 528 71 | | 528 71 |
| | Gainesville State School for Girls | 20 00 | | 20 00 |
| | Mountain View School for Boys | | 4 00 | 4 00 |
| | Department of Corrections | 3 012 55 | | 3 012 55 |
| | Education Agency | 24 00 | | 24 00 |
| | Parks & Wildlife Department | 495 00 | | 495 00 |
| 565 | Warrants Voided by Statute of Limitations: | | | |
| | Comptroller of Public Accounts | | 11 699 52 | 11 699 52 |
| | General Land Office | | 152 44 | 152 44 |
| | Secretary of State | | 638 38 | 638 38 |
| | Treasurer | | 29 31 | 29 31 |
| | Securities Board | | 43 50 | 43 50 |

TABLE NO. 19 (CONTINUED)
GENERAL REVENUE FUND NO. 1
Year Ended August 31, 1970

| RECEIPTS (CONTINUED) | | <u>APPROPRIATED</u> | <u>UNAPPROPRIATED</u> | <u>TOTAL</u> |
|-----------------------------|---|---------------------|-----------------------|--------------|
| 565 | Warrants Voided by Statute of Limitations: (Continued) | | | |
| | Employment Commission | | \$ 34 28 | \$ 34 28 |
| | Department of Public Welfare | | 50 00 | 50 00 |
| | Veterans Land Board | | 27 08 | 27 08 |
| | Real Estate Commission | | 4 00 | 4 00 |
| | Department of Public Safety | | 250 90 | 250 90 |
| | Board of Insurance | | 455 78 | 455 78 |
| | Alcoholic Beverage Commission | | 20 03 | 20 03 |
| | Board of Registration for Professional Engineers | | 10 00 | 10 00 |
| | Health Department | | 1 00 | 1 00 |
| | Board of Hairdressers & Cosmetologists | | 29 60 | 29 60 |
| | Department of Agriculture | | 102 12 | 102 12 |
| | Education Agency | | 10 00 | 10 00 |
| | Parks and Wildlife | | 1 25 | 1 25 |
| 566 | Judges Retirement System: | | | |
| | Employees Retirement System | | 258 341 37 | 258 341 37 |
| 570 | Other Miscellaneous Governmental Revenue: | | | |
| | Comptroller's Judiciary Section | | 230 58 | 230 58 |
| | Attorney General | | 11 172 36 | 11 172 36 |
| | Comptroller of Public Accounts | | 54 708 58 | 54 708 58 |
| | Commission for Rehabilitation | \$ 283 73 | | 283 73 |
| | Optometry Board | | 325 00 | 325 00 |
| | Commission on Alcoholism | 2 82 | 53 00 | 55 82 |
| | Department of Agriculture | | 1 461 06 | 1 461 06 |
| | Texas Animal Health Commission | 62 48 | | 62 48 |
| | Agricultural Experiment Stations | 67 45 | | 67 45 |
| | Water Development Board | | 129 48 | 129 48 |
| | Department of Mental Health & Mental Retardation | | 237 32 | 237 32 |
| | Rio Grande State Center MHMR | | 8 55 | 8 55 |
| | Denton State School | | 35 45 | 35 45 |
| | Richmond State School | 62 61 | | 62 61 |
| | Lufkin State School | | 47 30 | 47 30 |

TABLE NO. 19 (CONTINUED)
GENERAL REVENUE FUND NO. 1
Year Ended August 31, 1970

| RECEIPTS (CONTINUED) | | <u>APPROPRIATED</u> | <u>UNAPPROPRIATED</u> | <u>TOTAL</u> |
|----------------------|---|---------------------|-----------------------|--------------|
| 570 | Other Miscellaneous Governmental Revenue: (Continued) | | | |
| | Corpus Christi State School | | \$ 246 56 | \$ 246 56 |
| | San Angelo Center | | 825 85 | 825 85 |
| | Mexia State School | \$ 59 94 | | 59 94 |
| | Kerrville State Hospital | | 1 00 | 1 00 |
| | Travis State School | 215 69 | 42 75 | 258 44 |
| | Abilene State School | | 12 25 | 12 25 |
| | Austin State Hospital | 98 00 | 323 78 | 421 78 |
| | Rusk State Hospital | | 05 | 05 |
| | San Antonio State Hospital | | 1 525 57 | 1 525 57 |
| | Terrell State Hospital | | 4 00 | 4 00 |
| | Wichita Falls State Hospital | | 20 00 | 20 00 |
| | Harlingen State Tuberculosis Sanatorium | 20 40 | | 20 40 |
| | Texas Research Institute of Mental Sciences | | 306 22 | 306 22 |
| | Big Spring State Hospital | | 40 00 | 40 00 |
| | Gainesville State School for Girls | 275 41 | 01 | 275 42 |
| | Mountain View School for Boys | | 40 00 | 40 00 |
| | Department of Corrections | | 526 363 70 | 526 363 70 |
| | Education Agency | 1 181 62 | | 1 181 62 |
| | Coordinating Board, College and University System | | 1 266 27 | 1 266 27 |
| | Parks and Wildlife Department | | 2 71 | 2 71 |
| 615 | Petty Cash Advance Repayments: | | | |
| | Mountain View School for Boys | | 250 00 | 250 00 |
| 620 | Unexpended Balances: | | | |
| | Transferred From: | | | |
| | Available Lunatic Asylum Fund 15 | | 6 487 45 | 6 487 45 |
| | Available Deaf & Dumb Institute Fund 16 | | 6 770 75 | 6 770 75 |
| | Available Blind Institute Fund 17 | | 7 184 27 | 7 184 27 |
| | Available Orphans Home Fund 18 | | 2 774 61 | 2 774 61 |
| | Old Age Assistance Fund 27 | | 12 235 25 | 12 235 25 |
| | Sanitarian Registration and License Fund 33 | | 444 69 | 444 69 |
| | Comptroller's Operating Fund 62 | | 1 401 39 | 1 401 39 |

TABLE NO. 19 (CONTINUED)
GENERAL REVENUE FUND NO. 1
 Year Ended August 31, 1970

| RECEIPTS (CONTINUED) | | <u>APPROPRIATED</u> | <u>UNAPPROPRIATED</u> | <u>TOTAL</u> |
|----------------------|--|---------------------|-----------------------|--------------|
| 620 | Unexpended Balances: (Continued) | | | |
| | Attorney General Operating Fund 72 | | \$ 30 850 99 | \$ 30 850 99 |
| | Cosmetology Fund 88 | | 44 644 94 | 44 644 94 |
| | State Disabled Assistance Fund 101 | | 709 67 | 709 67 |
| | Architects Registration Fund 109 | | 4 392 30 | 4 392 30 |
| | Real Estate License Fund 114 | | 85 000 00 | 85 000 00 |
| | Fireworks License Fund 119 | | 16 725 41 | 16 725 41 |
| | Blind Assistance Fund 121 | | 153 61 | 153 61 |
| | Children Assistance Fund 122 | | 617 45 | 617 45 |
| | Medical Assistance Fund 149 | | 18 67 | 18 67 |
| | Welfare Administration Operating Fund 166 | | 40 380 92 | 40 380 92 |
| | Welfare Assistance Operating Fund 167 | | 551 287 32 | 551 287 32 |
| 621 | Service Charges: | | | |
| | State Highway Fund 6 | | 160 587 11 | 160 587 11 |
| | Special Game & Fish Fund 9 | | 126 812 00 | 126 812 00 |
| | Motor Vehicles Insurance Fund 10 | | 10 300 00 | 10 300 00 |
| | Fire Insurance Fund 13 | | 95 500 00 | 95 500 00 |
| | Compensation Insurance Fund 14 | | 36 500 00 | 36 500 00 |
| | Unemployment Compensation Administration Fund 26 | | 31 094 04 | 31 094 04 |
| | Veterinary Fund 35 | | 557 24 | 557 24 |
| | Insurance Board Operating Fund 36 | | 81 840 00 | 81 840 00 |
| | Barber Examiners Fund 40 | | 17 536 52 | 17 536 52 |
| | Insurance Examiners Fund 54 | | 70 000 00 | 70 000 00 |
| | Medical Registration Fund 55 | | 8 100 00 | 8 100 00 |
| | Professional Engineers Fund 56 | | 16 100 77 | 16 100 77 |
| | County & Road District Highway Fund 57 | | 7 000 00 | 7 000 00 |
| | Commission for Rehabilitation Operating Fund 61 | | 11 524 71 | 11 524 71 |
| | Board of Landscape Architects Fund 69 | | 1 700 00 | 1 700 00 |
| | Registered Public Surveyors Fund 75 | | 1 735 00 | 1 735 00 |
| | Dental Registration Fund 86 | | 4 690 00 | 4 690 00 |
| | Architects Registration Fund 109 | | 1 615 86 | 1 615 86 |
| | Mutual Assessment Fund 113 | | 80 00 | 80 00 |
| | Insurance Fee Fund 115 | | 18 000 00 | 18 000 00 |

TABLE NO. 19 (CONTINUED)
GENERAL REVENUE FUND NO. 1
Year Ended August 31, 1970

| RECEIPTS (CONTINUED) | <u>APPROPRIATED</u> | <u>UNAPPROPRIATED</u> | <u>TOTAL</u> |
|---|---------------------|-----------------------|--------------|
| 621 Service Charges: (Continued) | | | |
| Recording Agents & Solicitors License Fund 124 | | \$ 7 479 02 | \$ 7 479 02 |
| Chiropractic Examiners Fund 140 | | 505 02 | 505 02 |
| Aircraft Fuel Tax Fund 150 | | 30 373 32 | 30 373 32 |
| Casualty Insurance Fund 161 | | 9 400 00 | 9 400 00 |
| Title Insurance Fund 162 | | 2 000 00 | 2 000 00 |
| Burial Association Rate Fund 180 | | 300 00 | 300 00 |
| Basic Science Examination Fund 220 | | 6 681 59 | 6 681 59 |
| Vocational Nurse Examiners Fund 266 | | 808 24 | 808 24 |
| Motor Vehicle Inspection Fund 274 | | 22 502 77 | 22 502 77 |
| 624 Departmental Transfers--Telephone Service: | | | |
| Board of Control | \$ 946 877 46 | | 946 877 46 |
| 625 Departmental Transfers--Sales of Supplies and Services: | | | |
| Legislative Council | 9 671 76 | | 9 671 76 |
| Court of Criminal Appeals | 135 00 | | 135 00 |
| Court of Civil Appeals--Third District | | 50 00 | 50 00 |
| Attorney General | 100 00 | 190 90 | 290 90 |
| Board of Control | 105 000 84 | | 105 000 84 |
| Library | 34 60 | | 34 60 |
| Secretary of State | | 42 00 | 42 00 |
| Securities Board | 1 311 10 | | 1 311 10 |
| Law Enforcement Officer Standards & Education | 22 196 00 | | 22 196 00 |
| Bureau of Labor Statistics | 1 50 | 7 604 00 | 7 605 50 |
| Board of Private Detectives, Investigators, Patrolmen, Guards & Managers | 14 339 00 | | 14 339 00 |
| Department of Health | 6 549 77 | | 6 549 77 |
| Commission on Alcoholism | 3 293 39 | | 3 293 39 |
| Water Rights Commission | 8 000 00 | 144 64 | 8 144 64 |
| Highway Department | | 400 00 | 400 00 |
| Department of Mental Health and Mental Retardation | 358 383 53 | | 358 383 53 |
| Vernon Geriatric Center | 2 775 00 | 147 985 58 | 150 760 58 |
| Rio Grande State Center MHMR | | 589 68 | 589 68 |

TABLE NO. 19 (CONTINUED)
GENERAL REVENUE FUND NO. 1
 Year Ended August 31, 1970

| RECEIPTS (CONTINUED) | APPROPRIATED | UNAPPROPRIATED | TOTAL |
|--|--------------|-----------------|-----------------|
| 625 Departmental Transfers--Sales of Supplies and Services: (Continued) | | | |
| Denton State School | \$ 2 890 00 | \$ 1 011 437 32 | \$ 1 014 327 32 |
| East Texas State Tuberculosis Hospital | 32 023 59 | 145 903 51 | 177 927 10 |
| Richmond State School | | 122 909 98 | 122 909 98 |
| Lufkin State School | | 247 282 04 | 247 282 04 |
| San Angelo Center | 146 081 60 | 11 382 96 | 157 464 56 |
| Mexia State School | | 1 918 480 98 | 1 918 480 98 |
| San Antonio Tuberculosis Hospital | 42 830 00 | 487 116 70 | 529 946 70 |
| Kerrville State Hospital | 186 00 | 1 893 518 37 | 1 893 704 37 |
| Travis State School | 514 16 | 1 776 460 31 | 1 776 974 47 |
| Abilene State School | | 2 053 679 52 | 2 053 679 52 |
| Austin State Hospital | | 278 084 79 | 278 084 79 |
| Austin State School | 3 359 30 | 1 602 217 18 | 1 605 576 48 |
| Rusk State Hospital | | 422 764 41 | 422 764 41 |
| San Antonio State Hospital | | 328 122 91 | 328 122 91 |
| Terrell State Hospital | 27 60 | 1 117 523 85 | 1 117 551 45 |
| Wichita Falls State Hospital | 6 914 12 | 1 077 618 57 | 1 084 532 69 |
| Harlingen State Tuberculosis Sanitorium | 8 196 46 | 104 214 74 | 112 411 20 |
| Texas Research Institute of Mental Sciences | 23 528 90 | | 23 528 90 |
| Big Spring State Hospital | | 113 448 37 | 113 448 37 |
| Lubbock State School | | 107 053 36 | 107 053 36 |
| Youth Council | 35 000 00 | | 35 000 00 |
| Department of Corrections | 3 849 84 | | 3 849 84 |
| Board of Pardons & Paroles | 360 00 | | 360 00 |
| Texas Technological University | 103 465 30 | | 103 465 30 |
| Board of Regents, State Senior Colleges | 200 00 | | 200 00 |
| Coordinating Board, College and University System: | 326 40 | | 326 40 |
| Historical Survey Committee | 43 041 86 | | 43 041 86 |
| 626 Departmental Transfers--Appropriation and Fund Transfers: | | | |
| Governor-Executive | 110 262 00* | | 110 262 00* |
| Board of Control | 79 093 50 | | 79 093 50 |

* Deduction

TABLE NO. 19 (CONTINUED)
 GENERAL REVENUE FUND NO. 1
 Year Ended August 31, 1970

| RECEIPTS (CONTINUED) | | APPROPRIATED | UNAPPROPRIATED | TOTAL |
|----------------------|---|---------------|----------------|------------------|
| 626 | Departmental Transfers--Appropriation and Fund Transfers: (Continued) | | | |
| | Department of Public Welfare | | \$ 926 331 54* | 926 331 54* |
| | Department of Public Safety | | 2 000 000 00* | 2 000 000 00* |
| | Industrial Accident Board | \$ 6 500 00 | | 6 500 00 |
| | Industrial Commission | 3 375 00* | | 3 375 00* |
| | Department of Health | 4 870 00* | | 4 870 00* |
| | Water Quality Board | 8 375 00* | | 8 375 00* |
| | Water Rights Commission | 5 000 00* | | 5 000 00* |
| | Texas Animal Health Commission | 50 000 00 | | 50 000 00 |
| | Water Development Board | 22 250 00* | | 22 250 00* |
| | Department of Mental Health and Mental Retardation | 128 270 00* | | 128 270 00* |
| | Commission for Indian Affairs | 659 00* | | 659 00* |
| | Youth Council | 34 559 00* | | 34 559 00* |
| | Education Agency | 1 903 211 61* | | 1 903 211 61* |
| | American Revolution Bicentennial Commission | 25 000 00* | | 25 000 00* |
| 640 | Other Non-Governmental Receipts: | | | |
| | Mountain View School for Boys | | 250 00* | 250 00* |
| 650 | Unappropriated from Omnibus Tax Fund: | | | |
| | Cigarette Tax--State Comptroller | | 165 352 597 04 | 165 352 597 04 |
| 654 | Excess Priority Allocation From Fund 120: | | | |
| | Comptroller of Public Accounts | | 59 713 180 92 | 59 713 180 92 |
| 660 | Coin Machine Enforcement From Fund 120: | | | |
| | Comptroller of Public Accounts | | 25 000 00 | 25 000 00 |
| 999 | Refunds of Expenditures Applied | 500 011 69 | | 500 011 69 |
| | TOTAL RECEIPTS | 12 048 613 26 | 975 285 054 29 | 987 333 667 55 |
| | TOTAL | | | 1 081 842 739 34 |
| | EXPENDITURES (1) | | | 928 987 065 60 |
| | NET CASH BALANCE, AUGUST 31, 1970 | | | 152 855 673 74 |
| | TOTAL | | | 1 081 842 739 34 |
| (1) | General Revenue Warrants Issued for Foundation School Payments For 1968-69 Program | | 114 718 00 | |
| | For 1969-70 Program | | 328 672 543 59 | 328 787 261 59 |
| * | Deductions | | | |

TABLE NO. 20
AVAILABLE SCHOOL FUND NO. 2
Year Ended August 31, 1970

NET CASH BALANCE, SEPTEMBER 1, 1969

\$ 14 482 661 74

RECEIPTS

| | | | |
|-----|--|------------------|-----------------------|
| 001 | Ad Valorem Tax | \$ 45 815 117 92 | |
| 180 | Miscellaneous Occupation Taxes, Penalty and Interest | 2 400 00 | |
| 200 | Store and Exemption License Fee | 1 278 489 54 | |
| 300 | Store and Exemption License Service Fees | 4 841 00 | |
| 441 | Rental, Lands and Buildings | 26 562 52 | |
| 443 | Other Rentals, Leases and Easements | 123 524 26 | |
| 500 | Interest on State Deposits | 501 784 42 | |
| 501 | Interest on County Deposits | 195 92 | |
| 510 | Interest on Investments | 24 549 336 48 | |
| 511 | Dividends on Corporate Stock | 8 932 936 99 | |
| 515 | Interest on Land Sales | 137 717 98 | |
| 517 | Other Interest | 16 442 50 | |
| 562 | Escheated Estates | 219 494 25 | |
| 565 | Warrants Voided by Statute of Limitation | 2 673 00 | |
| 620 | Unexpended Balances from Comptroller's Operating Fund 62 | 163 210 45 | |
| 625 | Departmental Transfers--Sales of Supplies and Services | 1 126 66 | |
| 626 | Departmental Transfers--Appropriation and Fund Transfers | 15 610 000 00* | |
| 627 | Amortization--Premium and Discount--Purchased | 599 514 13 | |
| 650 | Unappropriated from Fund 120 | 136 522 060 37 | |
| 655 | Unappropriated from Fund 60 | 76 580 034 63 | |
| 662 | Unclaimed Aircraft Fuel Refunds | 186 850 79 | |
| 663 | Unclaimed Motorboat Fuel Refunds | 532 339 65 | |
| 999 | Refund of Expenditure Applied | 12 176 34 | 280 598 829 80 |
| | TOTAL | | 295 081 491 54 |

EXPENDITURES

| | | |
|---------------------------------|----------------|----------------|
| School Apportionment | 288 059 478 32 | |
| Accrued Interest on Investments | 52 350 67 | |
| Expenditure Refunds Applied | 12 176 34 | 288 124 005 33 |

NET CASH BALANCE, AUGUST 31, 1970

6 957 486 21

TOTAL

295 081 491 54

INVESTMENT ACCOUNT

City, County and District Bonds

| ON HAND 9-1-69 | LESS: BONDS Redeemed | ON HAND 8-31-70 |
|-------------------|-------------------------|--------------------|
| \$ 786 588 61 | 27 125 00 | 759 463 61 |

* Deduction

TABLE NO. 21
TEXTBOOK FUND NO. 3
Year Ended August 31, 1970

| | | |
|---|----|-----------------------------|
| NET CASH BALANCE, SEPTEMBER 1, 1969 | \$ | 273 984 39 |
| RECEIPTS | | |
| 423 Publication and Advertising Sales | \$ | 833 738 97 |
| 500 Interest on State Deposits | | 21 882 21 |
| 626 Departmental Transfers--Appropriation and Fund Transfers | | <u>15 610 000 00</u> |
| | | <u>16 465 621 18</u> |
| TOTAL | | <u><u>16 739 605 57</u></u> |
| EXPENDITURES | | |
| Purchase of Textbooks | | 16 015 337 84 |
| Operating Fund Transfers | | <u>429 899 56</u> |
| | | <u>16 445 237 40</u> |
| NET CASH BALANCE, AUGUST 31, 1970 | | <u>294 368 17</u> |
| TOTAL | | <u><u>16 739 605 57</u></u> |

TABLE NO. 22
PAN AMERICAN COLLEGE MINERAL FUND NO. 4
Year Ended August 31, 1970

| | | |
|--|--|------------------------|
| NET CASH BALANCE, SEPTEMBER 1, 1969 | | - 0 - |
| RECEIPTS | | |
| 440 Mineral Lease Bonus and Prospect Rentals | | <u>2 659 00</u> |
| TOTAL | | <u><u>2 659 00</u></u> |
| EXPENDITURES | | |
| | | - 0 - |
| NET CASH BALANCE, AUGUST 31, 1970 | | <u>2 659 00</u> |
| TOTAL | | <u><u>2 659 00</u></u> |

TABLE NO. 23
CONFEDERATE PENSION FUND NO. 5
Year Ended August 31, 1970

| | | |
|---|----------------------|----------------------------|
| NET CASH BALANCE, SEPTEMBER 1, 1969 | \$ | 2 038 495 43 |
| RECEIPTS | | |
| 001 Ad Valorem Tax | \$ 3 044 996 00 | |
| 500 Interest on State Deposits | 52 190 02 | |
| 501 Interest on County Deposits | 12 95 | |
| 565 Warrants Voided by Statute of Limitations | 160 00 | |
| 620 Unexpended Balances | <u>2 734 617 63*</u> | <u>362 741 34</u> |
| TOTAL | | <u><u>2 401 236 77</u></u> |
| EXPENDITURES | | |
| Other Operating Expenses | 600 00 | |
| Confederate Pensions | 30 150 00 | |
| Ranger Pensions | <u>74 080 00</u> | <u>104 830 00</u> |
| NET CASH BALANCE, AUGUST 31, 1970 | | <u><u>2 296 406 77</u></u> |
| TOTAL | | <u><u>2 401 236 77</u></u> |

* Deduction

TABLE NO. 24
HIGHWAY FUND NO. 6
Year Ended August 31, 1970

NET CASH BALANCE, SEPTEMBER 1, 1969

\$ 158 660 804 01

RECEIPTS

| | | | |
|-----|--|----|----------------|
| 063 | Motor Lubricant Sales Tax | \$ | 2 697 372 00 |
| 199 | Refund of Revenue Applied | | 79 92 |
| 204 | Motor Vehicle Registration Fees | | 145 515 281 42 |
| 205 | Personalized License Plates Fees | | 19 644 00 |
| 216 | Truck and Automobile Permit Fees | | 1 981 402 16 |
| 223 | Motor Carrier Permit License Fees and Fines | | 42 312 50 |
| 250 | Certificate of Title Fees | | 1 301 596 50 |
| 255 | Other Inspection & Certificate Fees | | 1 716 53 |
| 310 | Other Filing, Office and Service Fees | | 285 831 75 |
| 400 | Principal on Land Sales | | 75 457 74 |
| 402 | Oil and Gas Royalties | | 39 00 |
| 405 | Building Sales | | 300 516 03 |
| 420 | Machinery and Equipment Sales | | 57 542 08 |
| 423 | Publication and Advertising Sales | | 38 170 66 |
| 424 | Operating Supplies Sales | | 3 697 27 |
| 426 | Other Sales | | 46 648 78 |
| 441 | Rental, Land and Buildings | | 576 70 |
| 443 | Other Rentals, Leases and Easements | | 15 678 54 |
| 500 | Interest on State Deposits | | 3 898 471 00 |
| 530 | Federal Grants | | 229 126 178 61 |
| 531 | County and City Grants | | 13 164 293 30 |
| 540 | Other Donations and Grants | | 200 469 30 |
| 563 | Forfeitures | | 31 780 42 |
| 564 | Insurance and Damages | | 504 300 95 |
| 565 | Warrants Voided by Statutes of Limitations | | 306 59 |
| 570 | Other Miscellaneous Governmental Revenue | | 23 017 02 |
| 620 | Unexpended Balances: Transferred from Comptroller's Operating Fund 62 | | 489 424 14 |
| 621 | Service Charges | | 160 587 11* |

* Deduction

TABLE NO. 24 (CONTINUED)
 HIGHWAY FUND NO. 6
 Year Ended August 31, 1970

RECEIPTS (CONTINUED)

| | | | | |
|-----|---|----|----------------|------------------------------|
| | | \$ | 552 176 51 | |
| 625 | Departmental Transfers--Sales and Supplies | | | |
| 626 | Departmental Transfers--Appropriation and Fund Transfers | | 15 300 483 39 | |
| | | | 47 233 47 | |
| 640 | Other Non-Governmental Receipts | | 221 093 004 09 | |
| 655 | Unappropriated From Fund 60 | | 447 632 69 | |
| 999 | Refund of Expenditures Applied | \$ | 637 101 747 95 | |
| | | | <hr/> | |
| | TOTAL | | | <u><u>795 762 551 96</u></u> |

EXPENDITURES

| | | | | |
|--|---|--|----------------|------------------------------|
| | | | 6 635 142 39 | |
| | O.A.S.I. Matching | | 7 154 164 00 | |
| | Retirement Matching | | | |
| | Highway Department, Construction, Improvement and Right-of-Way Purchases | | 429 728 621 92 | |
| | Administration and Operation: | | | |
| | Department of Public Safety | | 22 157 509 40 | |
| | State Highway Department | | 206 929 625 35 | |
| | Miscellaneous Claims | | 40 593 86 | |
| | Refund of Expenditures Applied | | 383 722 29 | |
| | | | <hr/> | |
| | | | | 673 029 379 21 |
| | | | | <hr/> |
| | NET CASH BALANCE, AUGUST 31, 1970 | | | 122 733 172 75 |
| | | | | <hr/> |
| | TOTAL | | | <u><u>795 762 551 96</u></u> |

TABLE NO. 25
BUILDING FUND NO. 7
Year Ended August 31, 1970

NET CASH BALANCE, SEPTEMBER 1, 1969 \$ 651 129 32

RECEIPTS

| | | | | |
|-----|--|----|--------------|----------------------------|
| 310 | Other Filing, Office and Service Fees | \$ | 1 240 57 | |
| 423 | Publication and Advertising Sales | | 21 00 | |
| 441 | Rental, Land and Buildings | | 57 798 00 | |
| 500 | Interest on State Deposits | | 36 066 23 | |
| 510 | Interest on Investments | | 163 125 00 | |
| 530 | Federal Grants | | 38 940 62* | |
| 564 | Insurance and Damages | | 201 14 | |
| 607 | Sale or Redemption of Investment, U.S. Government Securities | | 5 600 000 00 | |
| 620 | Unexpended Balances | | 2 734 617 63 | |
| 625 | Departmental Transfers--Sales and Services | | 147 107 10 | |
| 626 | Departmental Transfers--Appropriation and Fund Transfers | | 33 443 00* | |
| 627 | Amortization--Premium and Discount--Purchased | | 68 777 91 | |
| 999 | Expenditure Refunds Applied | | 643 59 | 8 737 214 55 |
| | TOTAL | | | <u><u>9 388 343 87</u></u> |

EXPENDITURES

| | | | | |
|--|--|--|--------------|----------------------------|
| | Administration and Operation: | | 1 029 976 43 | |
| | Land Improvements, Equipment and Buildings Purchased | | 3 484 411 71 | |
| | Purchase of U. S. Government Securities | | 1 500 000 00 | |
| | Discount on Investments | | 35 209 91 | |
| | Expenditure Refunds Applied | | 98 32 | 6 049 696 37 |
| | NET CASH BALANCE, AUGUST 31, 1970 | | | <u><u>3 338 647 50</u></u> |
| | TOTAL | | | <u><u>9 388 343 87</u></u> |

INVESTMENT ACCOUNT

| | ON HAND 9-1-69 | Add: BONDS PURCHASED | Less: BONDS REDEEMED | ON HAND 8-31-70 |
|----------------------------|----------------------------|----------------------------|----------------------------|----------------------------|
| U.S. Government Securities | \$ 5 100 000 00 | \$ 1 500 000 00 | 5 600 000 00 | 1 000 000 00 |
| | <u><u>5 100 000 00</u></u> | <u><u>1 500 000 00</u></u> | <u><u>5 600 000 00</u></u> | <u><u>1 000 000 00</u></u> |

* Deductions

TABLE NO. 26
GAME AND FISH FUND NO. 9
Year Ended August 31, 1970

NET CASH BALANCE, SEPTEMBER 1, 1969

\$ 6 934 954 80

RECEIPTS

| | | | |
|------------|---|--------------|---------------|
| 178 | Other Miscellaneous Taxes | \$ 577 24 | |
| 199 | Refunds of Revenue Applied | 155 864 84 | |
| 218 | Game and Fish License Fees | 6 107 918 62 | |
| 402 | Oil and Gas Royalties | 5 343 54 | |
| 403 | Other Royalties | 1 998 59 | |
| 404 | Sand, Shell and Gravel | 1 246 400 52 | |
| 420 | Machinery and Equipment Sales | 66 181 23 | |
| 423 | Publication and Advertising Sales | 215 350 20 | |
| 426 | Other Sales | 6 495 37 | |
| 440 | Mineral Lease Bonus and Prospect Rentals | 8 000 00 | |
| 443 | Other Rentals, Leases and Easements | 85 262 62 | |
| 530 | Federal Grants | 1 919 543 92 | |
| 540 | Other Donations and Grants | 823 00 | |
| 550 | Court Cost | 15 395 92 | |
| 551 | Other Penalties | 316 844 46 | |
| 555 | Confiscations | 13 409 41 | |
| 563 | Forfeitures | 20 10 | |
| 564 | Insurance and Damages | 1 572 52 | |
| 565 | Warrants Voided by Statute of Limitation | 282 04 | |
| 570 | Other Miscellaneous Governmental Revenues | 1 185 84 | |
| 621 | Service Charges | 126 812 00* | |
| 625 | Departmental Transfers--Sales of Supplies and Services | 23 657 46 | |
| 626 | Departmental Transfers--Appropriation and Fund Transfers | 2 200 00* | |
| 999 | Expenditure Refunds Applied | 10 171 27 | 10 073 786 71 |

TOTAL

17 008 741 51

EXPENDITURES

10 007 454 00

NET CASH BALANCE, AUGUST 31, 1970

7 001 287 51

TOTAL

17 008 741 51

* Deductions

TABLE NO. 27
MOTOR VEHICLE INSURANCE FUND NO. 10
Year Ended August 31, 1970

| | | | |
|-------------------------------------|---|----|------------|
| NET CASH BALANCE, SEPTEMBER 1, 1969 | | \$ | 151 014 81 |
| RECEIPTS | | | |
| 157 | Insurance Companies Maintenance Tax | \$ | 222 391 32 |
| 621 | Service Charges | | 10 300 00* |
| 626 | Departmental Transfers--Appropriation and Fund Transfers | | 15 000 00 |
| | | | 227 091 32 |
| TOTAL | | | 378 106 13 |
| EXPENDITURES | | | |
| | | | 200 000 00 |
| NET CASH BALANCE, AUGUST 31, 1970 | | | 178 106 13 |
| TOTAL | | | 378 106 13 |

*Deductions

TABLE NO. 28
AVAILABLE UNIVERSITY FUND NO. 11
Year Ended August 31, 1970

| | | |
|---|----|----------------|
| NET CASH BALANCE, SEPTEMBER 1, 1969 | \$ | 8 592 363 46 |
| RECEIPTS | | |
| 310 Other Filing, Office and Service Fees | \$ | 8 972 14 |
| 404 Sand, Shell and Gravel | | 9 454 11 |
| 440 Mineral Leases and Prospect Rentals | | 29 147 30 |
| 441 Rental, Land and Buildings | | 1 000 00 |
| 443 Other Rentals, Leases and Easements | | 946 822 07 |
| 500 Interest on State Deposits | | 230 320 58 |
| 510 Interest on Investments | | 18 393 559 50 |
| 511 Dividends on Corporate Stock | | 7 688 100 83 |
| 516 Accrued Interest and Premiums on Sales of State Bonds | | 52 688 99 |
| 517 Other Interest | | 10 013 13 |
| 565 Warrants Voided by Statute of Limitation | | 732 69 |
| 626 Departmental Transfers--Appropriation and Fund Transfers | | 14 352 668 47* |
| 627 Amortization--Premiums & Discount--Purchased | | 289 697 51 |
| 999 Expenditure Refunds Applied | | 1 000 00 |
| | | 13 308 840 38 |
| TOTAL | | 21 901 203 84 |
| EXPENDITURES | | |
| | | 12 888 539 59 |
| NET CASH BALANCE, AUGUST 31, 1970 | | 9 012 664 25 |
| TOTAL | | 21 901 203 84 |

*Deductions

**TABLE NO. 29
BUILDING CONSTRUCTION PLANNING FUND NO. 12
Year Ended August 31, 1970**

| | |
|---|--------------------------|
| NET CASH BALANCE, SEPTEMBER 1, 1969 | \$ 62 126 48 |
| RECEIPTS | |
| 626 Departmental Transfers--Appropriation and Fund Transfers | 249 196 00 |
| TOTAL | <u>311 322 48</u> |
| EXPENDITURES | |
| Administration and Operation | 49 802 00 |
| NET CASH BALANCE, AUGUST 31, 1970 | <u>261 520 48</u> |
| TOTAL | <u><u>311 322 48</u></u> |

**TABLE NO. 30
FIRE INSURANCE FUND NO. 13
Year Ended August 31, 1970**

| | | |
|---|-------------------|----------------------------|
| NET CASH BALANCE, SEPTEMBER 1, 1969 | | 1 216 703 01 |
| RECEIPTS | | |
| 157 Insurance Companies Maintenance Tax | \$ 2 362 976 43 | |
| 621 Service Charges | 95 500 00* | |
| 626 Departmental Transfers--Appropriation and Fund Transfers | <u>170 000 00</u> | <u>2 437 476 43</u> |
| TOTAL | | <u><u>3 654 179 44</u></u> |
| EXPENDITURES | | |
| NET CASH BALANCE, AUGUST 31, 1970 | | <u>1 820 000 00</u> |
| TOTAL | | <u><u>1 834 179 44</u></u> |
| | | <u><u>3 654 179 44</u></u> |

* Deduction

AS-1

TABLE NO. 31
COMPENSATION INSURANCE FUND NO. 14
 Year Ended August 31, 1970

| | | |
|---|----|--------------|
| NET CASH BALANCE, SEPTEMBER 1, 1969 | \$ | 633 148 37 |
| RECEIPTS | | |
| 157 Insurance Companies Maintenance Tax | \$ | 800 757 10 |
| 621 Service Charges | | 36 500 00* |
| 626 Departmental Transfer--Appropriation and Fund Transfer | | 140 000 00 |
| | | 904 257 10 |
| TOTAL | | 1 537 405 47 |
| EXPENDITURES | | |
| | | 780 000 00 |
| NET CASH BALANCE, AUGUST 31, 1970 | | 757 405 47 |
| TOTAL | | 1 537 405 47 |

TABLE NO. 32
AVAILABLE FUNDS OF ELEEMOSYNARY INSTITUTIONS
 Year Ended August 31, 1970

| | FUND 15 | FUND 16 | FUND 17 | FUND 18 |
|-------------------------------------|-----------|-----------|-----------|-----------|
| NET CASH BALANCE, SEPTEMBER 1, 1969 | \$ - 0 - | \$ - 0 - | - 0 - | - 0 - |
| RECEIPTS | | | | |
| 500 Interest on State Deposits | 64 95 | 92 98 | 76 39 | 71 19 |
| 510 Interest on Investments, Bonds | 6 422 50 | 6 682 50 | 7 136 26 | 2 741 26 |
| 620 Unexpended Balances | 6 487 45* | 6 770 75* | 7 184 27* | 2 774 61* |
| | - 0 - | 4 73 | 28 38 | 37 84 |
| TOTAL RECEIPTS | - 0 - | 4 73 | 28 38 | 37 84 |
| TOTAL | - 0 - | 4 73 | 28 38 | 37 84 |
| EXPENDITURES | | | | |
| | - 0 - | 4 73 | 28 38 | 37 84 |
| NET CASH BALANCE, AUGUST 31, 1970 | - 0 - | - 0 - | - 0 - | - 0 - |
| TOTAL | - 0 - | 4 73 | 28 38 | 37 84 |

*Deductions

TABLE NO. 33
VITAL STATISTIC FUND NO. 19
Year Ended August 31, 1970

| | | |
|--|--|---------------------|
| NET CASH BALANCE, SEPTEMBER 1, 1969 | | \$ 25 816 32 |
| RECEIPTS | | |
| 199 | Refunds of Revenue Applied | \$ 41 514 09 |
| 310 | Other Filing, Office and Service Fees | 397 772 32 |
| 420 | Machinery and Equipment Sales | 300 39 |
| 565 | Warrants Voided by Statute of Limitation | 1 932 06 |
| 999 | Expenditure Refunds Applied | 1 213 02 |
| TOTAL | | 442 731 88 |
| EXPENDITURES | | 350 498 80 |
| NET CASH BALANCE, AUGUST 31, 1970 | | 118 049 40 |
| TOTAL | | 468 548 20 |

TABLE NO. 34
TRUST ACCOUNT—FEDERAL AID HIGHWAY ACT FUND NO. 21
Year Ended August 31, 1970

| | | |
|--|---------------------------------|-------------------|
| NET CASH BALANCE, SEPTEMBER 1, 1969 | | 257 498 80 |
| RECEIPTS | | |
| 500 | Interest on State Deposits | 4 566 80 |
| 640 | Other Non-Governmental Receipts | 470 155 86 |
| TOTAL | | 732 221 46 |
| EXPENDITURES | | 630 212 61 |
| NET CASH BALANCE, AUGUST 31, 1970 | | 102 008 85 |
| TOTAL | | 732 221 46 |

TABLE NO. 35
DEPARTMENT OF AGRICULTURE FUND NO. 23
Year Ended August 31, 1970

| | | | |
|-------------------------------------|--|----|--------------|
| NET CASH BALANCE, SEPTEMBER 1, 1969 | | \$ | 205 218 61 |
| RECEIPTS | | | |
| 213 | Agriculture Department License Fee | \$ | 362 309 10 |
| 252 | Agriculture Department Inspection and Certification Fees | | 601 256 83 |
| 420 | Machinery and Equipment Sales | | 3 296 67 |
| 426 | Other Sales | | 73 05 |
| 530 | Federal Grants | | 48 220 42 |
| 564 | Insurance and Damages | | 76 23 |
| 565 | Warrants Voided by Statute of Limitation | | 41 94 |
| 625 | Departmental Transfers--Sales of Supplies and Services | | 38 50 |
| 626 | Departmental Transfers--Appropriation and Fund Transfers | | 7 473 97 |
| 999 | Expenditure Refunds Applied | | 1 285 79 |
| TOTAL | | | 1 229 291 11 |
| EXPENDITURES | | | |
| | | | 1 092 673 28 |
| NET CASH BALANCE, AUGUST 31, 1970 | | | 136 617 83 |
| TOTAL | | | 1 229 291 11 |

TABLE NO. 36
PSYCHOLOGISTS LICENSING FUND NO. 24
Year Ended August 31, 1970

| | | |
|-------------------------------------|--|-----------|
| NET CASH BALANCE, SEPTEMBER 1, 1969 | | - 0 - |
| RECEIPTS | | |
| 224 | Professional Examination and Registration Fees | 38 505 00 |
| TOTAL | | 38 505 00 |
| EXPENDITURES | | |
| | | 16 526 95 |
| NET CASH BALANCE, AUGUST 31, 1970 | | 21 978 05 |
| TOTAL | | 38 505 00 |

TABLE NO. 37
UNEMPLOYMENT COMPENSATION ADMINISTRATIONS FUND NO. 26
Year Ended August 31, 1970

| | | | |
|-------------------------------------|---|----|---------------|
| NET CASH BALANCE, SEPTEMBER 1, 1969 | | \$ | 211 788 54 |
| RECEIPTS | | | |
| 199 | Refunds of Revenue Applied | \$ | 50 679 58 |
| 306 | Examination and Audit Fees | | 2 875 66 |
| 310 | Other Filing, Office and Service Fees | | 5 934 04 |
| 420 | Machinery and Equipment Sales | | 10 782 69 |
| 426 | Other Sales | | 1 244 79 |
| 443 | Other Rentals, Leases and Easements | | 6 000 00 |
| 500 | Interest on State Deposits | | 23 728 29 |
| 530 | Federal Grants | | 31 867 804 88 |
| 550 | Court Cost | | 9 815 11 |
| 564 | Insurance and Damages | | 55 97 |
| 565 | Warrants Voided by Statute of Limitation | | 129 11 |
| 570 | Other Miscellaneous Governmental Revenue | | 61 76 |
| 621 | Service Charges | | 355 897 38* |
| 625 | Departmental Transfers--Appropriation and Fund Transfers | | 188 433 45 |
| 640 | Other Non-Governmental Receipts | | 40 00 |
| 999 | Expenditure Refunds Applied | | 978 80 |
| | | | 31 812 666 75 |
| | TOTAL | | 32 024 455 29 |
| EXPENDITURES | | | |
| | | | 31 830 869 07 |
| NET CASH BALANCE, AUGUST 31, 1970 | | | 193 586 22 |
| | TOTAL | | 32 024 455 29 |

*Deductions

TABLE NO. 38
STATE OLD AGE ASSISTANCE FUND NO. 27
Year Ended August 31, 1970

| | | |
|---|----------------|-------|
| NET CASH BALANCE, SEPTEMBER 1, 1969 | \$ | - 0 - |
| RECEIPTS | | |
| 565 Warrants Voided by Statute of Limitation | \$ 12 235 25 | |
| 620 Unexpended Balances | 12 235 25* | |
| 626 Departmental Transfers--Appropriation and Fund Transfers | 50 000 000 00* | - 0 - |
| 650 Unappropriated From Fund 120 | 50 000 000 00 | - 0 - |
| | | |
| TOTAL | | - 0 - |
| EXPENDITURES | | |
| | | - 0 - |
| NET CASH BALANCE, AUGUST 31, 1970 | | - 0 - |
| TOTAL | | - 0 - |

TABLE NO. 39
FEDERAL OLD AGE ASSISTANCE FUND NO. 28
Year Ended August 31, 1970

| | | |
|---|------------|-------|
| NET CASH BALANCE, SEPTEMBER 1, 1969 | | - 0 - |
| RECEIPTS | | |
| 500 Interest on State Deposits | 2 11 | |
| 565 Warrants Voided by Statute of Limitation | 37 760 75 | |
| 626 Departmental Transfers--Appropriation and Fund Transfers | 37 762 86* | - 0 - |
| | | |
| TOTAL | | - 0 - |
| EXPENDITURES | | |
| | | - 0 - |
| NET CASH BALANCE, AUGUST 31, 1970 | | - 0 - |
| TOTAL | | - 0 - |

*Deductions

TABLE NO. 40
TRAFFIC SAFETY FUND NO. 29
Year Ended August 31, 1970

| | | |
|---|-----------------|---------------------|
| NET CASH BALANCE, SEPTEMBER 1, 1969 | | \$ 162 646 56 |
| RECEIPTS | | |
| 530 Federal Grants | \$ 2 552 508 98 | |
| 626 Departmental Transfers--Appropriation and Fund Transfers | 2 700 000 00 | 5 252 508 98 |
| TOTAL | | <u>5 415 155 54</u> |
| EXPENDITURES | | |
| NET CASH BALANCE, AUGUST 31, 1970 | | 999 543 93 |
| TOTAL | | <u>5 415 155 54</u> |

TABLE NO. 41
EDUCATION AGENCY DRIVER EDUCATION FUND NO. 30
Year Ended August 31, 1970

| | | |
|---|--------------|---------------------|
| NET CASH BALANCE, SEPTEMBER 1, 1969 | | 932 901 00 |
| RECEIPTS | | |
| 500 Interest on State Deposits | 43 159 00 | |
| 625 Departmental Transfers--Sales of Supplies and Services | 2 602 412 50 | |
| 626 Departmental Transfers--Appropriation and Fund Transfers | 2 070 000 00 | |
| 999 Expenditure Refunds Applied | 193 08 | 4 715 764 58 |
| TOTAL | | <u>5 648 665 58</u> |
| EXPENDITURES | | |
| NET CASH BALANCE, AUGUST 31, 1970 | | 2 789 777 66 |
| TOTAL | | <u>5 648 665 58</u> |

TABLE NO. 42
 YOUTH COUNCIL MINERAL FUND NO. 32
 Year Ended August 31, 1970

| | | |
|-------------------------------------|----|------------------------|
| NET CASH BALANCE, SEPTEMBER 1, 1969 | \$ | 1 140 89 |
| RECEIPTS | | |
| 402 Oil and Gas Royalties | | <u>230 69</u> |
| TOTAL | | <u><u>1 371 58</u></u> |
| EXPENDITURES | | - 0 - |
| NET CASH BALANCE, AUGUST 31, 1970 | | <u>1 371 58</u> |
| TOTAL | | <u><u>1 371 58</u></u> |

TABLE NO. 43
 SANITARIANS REGISTRATION AND LICENSE FUND NO. 33
 Year Ended August 31, 1970

| | | |
|---|----|------------------------|
| NET CASH BALANCE, SEPTEMBER 1, 1969 | | 699 62 |
| RECEIPTS | | |
| 226 Other Licenses, Permits and Registration Fees | \$ | 4 930 00 |
| 620 Unexpended Balances | | 444 69* |
| 999 Expenditure Refunds Applied | | <u>90 40</u> |
| TOTAL | | <u><u>4 575 71</u></u> |
| EXPENDITURES | | 4 956 54 |
| NET CASH BALANCE, AUGUST 31, 1970 | | <u>318 79</u> |
| TOTAL | | <u><u>5 275 33</u></u> |

*Deduction

TABLE NO 44
OPTOMETRY FUND NO. 34
Year Ended August 31, 1970

| | | | |
|-------------------------------------|--|----|------------------|
| NET CASH BALANCE, SEPTEMBER 1, 1969 | | \$ | - 0 - |
| RECEIPTS | | | |
| 226 | Other Licenses, Permits and Registration Fees | \$ | 59 602 50 |
| 626 | Departmental Transfers--Appropriation and Fund Transfers | | <u>440 00*</u> |
| TOTAL | | | <u>59 162 50</u> |
| EXPENDITURES | | | |
| NET CASH BALANCE, AUGUST 31, 1970 | | | <u>33 021 97</u> |
| TOTAL | | | <u>26 140 53</u> |
| | | | <u>59 162 50</u> |

TABLE NO. 45
VETERINARY FUND NO. 35
Year Ended August 31, 1970

| | | | |
|-------------------------------------|--|---------------|------------------|
| NET CASH BALANCE, SEPTEMBER 1, 1969 | | | 17 228 10 |
| RECEIPTS | | | |
| 224 | Professional Examination and Registration Fees | 62 130 00 | |
| 420 | Machinery and Equipment Sales | 5 00 | |
| 423 | Publication and Advertising Sales | 180 43 | |
| 621 | Service Charges | 557 24* | |
| 999 | Expenditure Refunds Applied | <u>166 06</u> | <u>61 924 25</u> |
| TOTAL | | | <u>79 152 35</u> |
| EXPENDITURES | | | |
| NET CASH BALANCE, AUGUST 31, 1970 | | | <u>44 917 06</u> |
| TOTAL | | | <u>34 235 29</u> |
| | | | <u>79 152 35</u> |

*Deductions

TABLE NO. 46
INSURANCE BOARD OPERATING FUND NO. 36
Year Ended August 31, 1970

| | | | |
|-------------------------------------|---|----|---------------------|
| NET CASH BALANCE, SEPTEMBER 1, 1969 | | \$ | 911 714 09 |
| RECEIPTS | | | |
| 310 | Other Filing, Office and Service Fees | \$ | 7 514 33 |
| 420 | Machinery and Equipment Sales | | 120 00 |
| 423 | Publication and Advertising Sales | | 56 556 74 |
| 426 | Other Sales | | 935 65 |
| 441 | Rental, Land and Buildings | | 428 50 |
| 621 | Service Charges | | 81 840 00* |
| 625 | Departmental Transfers--Sales of Supplies and Services | | 520 00 |
| 626 | Departmental Transfers--Appropriation and Fund Transfers | | 733 500 00* |
| 630 | Operation Fund Transfers | | 5 729 100 00 |
| 999 | Expenditure Refunds Applied | | 3 260 59 |
| | TOTAL | | <u>4 983 095 81</u> |
| EXPENDITURES | | | |
| | | | <u>5 894 809 90</u> |
| NET CASH BALANCE, AUGUST 31, 1970 | | | 4 804 253 81 |
| | TOTAL | | <u>1 090 556 09</u> |
| | | | <u>5 894 809 90</u> |

TABLE NO. 47
FEDERAL CHILD WELFARE SERVICE FUND NO. 37
Year Ended August 31, 1970

| | | | |
|-------------------------------------|---|--|-------------------|
| NET CASH BALANCE, SEPTEMBER 1, 1969 | | | 613 384 71 |
| RECEIPTS | | | |
| 500 | Interest on State Deposits | | 19 870 66 |
| 565 | Warrants Voided by Statute of Limitation | | 395 06 |
| 626 | Departmental Transfers--Appropriation and Fund-Transfers | | 15 00* |
| | TOTAL | | <u>20 250 72</u> |
| EXPENDITURES | | | |
| | | | <u>633 635 43</u> |
| NET CASH BALANCE, AUGUST 31, 1970 | | | - 0 - |
| | TOTAL | | <u>633 635 43</u> |
| | | | <u>633 635 43</u> |

*Deductions

TABLE NO. 48
CENTRAL EDUCATION AGENCY PROGRAM FUND NO. 38
Year Ended August 31, 1970

| | | |
|-------------------------------------|--|------------------|
| NET CASH BALANCE, SEPTEMBER 1, 1969 | | \$ 1 604 388 00 |
| RECEIPTS | | |
| 626 | Departmental Transfers--Appropriation and Fund Transfers | \$ 87 454 996 55 |
| 630 | Operation Fund Transfers | 711 893 27 |
| 999 | Expenditure Refunds Applied | 579 779 59 |
| | | 88 746 669 41 |
| TOTAL | | 90 351 057 41 |
| EXPENDITURES | | |
| | | 88 686 246 42 |
| NET CASH BALANCE, AUGUST 31, 1970 | | 1 664 810 99 |
| TOTAL | | 90 351 057 41 |

TABLE NO. 49
COMMODITY DISTRIBUTION FUND NO. 39
Year Ended August 31, 1970

| | | |
|-------------------------------------|--|--------------|
| NET CASH BALANCE, SEPTEMBER 1, 1969 | | 805 336 12 |
| RECEIPTS | | |
| 306 | Examination and Audit Fees | 507 354 89 |
| 420 | Machinery and Equipment Sales | 1 05 |
| 530 | Federal Grants | 749 868 28 |
| 531 | County and City Grants | 405 460 00 |
| 625 | Departmental Transfers--Sales of Supplies and Services | 11 676 96 |
| | | 1 674 361 18 |
| TOTAL | | 2 479 697 30 |
| EXPENDITURES | | |
| | | 1 597 182 96 |
| NET CASH BALANCE, AUGUST 31, 1970 | | 882 514 34 |
| TOTAL | | 2 479 697 30 |

TABLE NO. 50
BARBER EXAMINERS FUND NO. 40
 Year Ended August 31, 1970

| | | | |
|-------------------------------------|---|----|-------------------|
| NET CASH BALANCE, SEPTEMBER 1, 1969 | | \$ | 137 451 08 |
| RECEIPTS | | | |
| 224 | Professional Examination and Registration Fees | \$ | 199 879 24 |
| 621 | Service Charges | | 17 536 52* |
| 626 | Departmental Transfers--Appropriation and Fund Transfers | | 850 00* |
| 999 | Expenditure Refunds Applied | | 741 37 |
| | TOTAL | | <u>182 234 09</u> |
| EXPENDITURES | | | |
| NET CASH BALANCE, AUGUST 31, 1970 | | | <u>319 685 17</u> |
| | TOTAL | | <u>230 150 93</u> |
| | | | <u>89 534 24</u> |
| | | | <u>319 685 17</u> |

TABLE NO. 51
BOARD OF WATER ENGINEERS FUND NO. 41
 Year Ended August 31, 1970

| | | | |
|-------------------------------------|---|----|-------------------|
| NET CASH BALANCE, SEPTEMBER 1, 1969 | | | 206 311 34 |
| RECEIPTS | | | |
| 531 | County and City Grants | \$ | 69 506 23 |
| 540 | Other Donations and Grants | | 209 261 77 |
| 625 | Departmental Transfers--Sales of Supplies and Services | | 38 849 00 |
| | TOTAL | | <u>317 617 00</u> |
| EXPENDITURES | | | |
| NET CASH BALANCE, AUGUST 31, 1970 | | | <u>523 928 34</u> |
| | TOTAL | | <u>247 808 80</u> |
| | | | <u>276 119 54</u> |
| | | | <u>523 928 34</u> |

* Deductions

TABLE NO. 52
PERMANENT SCHOOL FUND NO. 44
Year Ended August 31, 1970

| | | |
|---|----|-----------------------------|
| NET CASH BALANCE, SEPTEMBER 1, 1969 | \$ | 2 218 429 21 |
| RECEIPTS | | |
| 400 Principal on Land Sales | \$ | 187 719 35 |
| 402 Oil and Gas Royalties | | 27 883 617 29 |
| 403 Other Royalties | | 26 356 29 |
| 440 Mineral Lease and Prospect Rentals | | 14 914 526 14 |
| 443 Other Rentals, Leases and Easements | | 5 00 |
| 570 Other Miscellaneous Governmental Revenue | | 799 229 62 |
| 601 Sale or Redemption of Investments: City, County and District Bonds | | 4 177 498 50 |
| 603 Sale or Redemption of Investments: Corporate Bonds | | 50 000 00 |
| 606 Sale or Redemption of Investments: Corporate Stock | | 1 354 349 60 |
| 607 Sale or Redemption of Investments: U.S. Government Securities | | 20 530 000 00 |
| | | <u>69 923 301 79</u> |
| TOTAL | | <u><u>72 141 731 00</u></u> |
| EXPENDITURES | | |
| Purchase of U.S. Government Securities | | 9 590 000 00 |
| Purchase of Corporate Bonds | | 13 950 000 00 |
| Purchase of Corporate Stock | | 43 377 525 91 |
| Discount on Investments | | 278 931 32 |
| Premium on Investments | | 18 956 00* |
| | | <u>67 177 501 23</u> |
| NET CASH BALANCE, AUGUST 31, 1970 | | <u>4 964 229 77</u> |
| TOTAL | | <u><u>72 141 731 00</u></u> |

*Deductions

TABLE NO. 52 (CONTINUED)
 PERMANENT SCHOOL FUND NO. 44
 Year Ended August 31, 1970

INVESTMENT ACCOUNT

| | <u>ON HAND</u> 9-1-69 | <u>ADD:</u> Purchases | <u>LESS:</u> Redeemed | <u>ON HAND</u> 8-31-70 |
|---------------------------------|--------------------------|--------------------------|--------------------------|---------------------------|
| City, County and District Bonds | \$ 66 862 201 00 | \$ - 0 - | \$ 4 177 498 50 | \$ 62 684 702 50 |
| U. S. Government Securities | 333 783 000 00 | 9 590 000 00 | 20 530 000 00 | 322 843 000 00 |
| Corporate Bonds | 224 374 000 00 | 13 950 000 00 | 50 000 00 | 238 274 000 00 |
| Corporate Stock | 171 422 112 47 | 43 377 525 91 | 1 354 349 60 | 213 445 288 78 |
| TOTAL | <u>796 441 313 47</u> | <u>66 917 525 91</u> | <u>26 111 848 10</u> | <u>837 246 991 28</u> |

TABLE NO. 53
 PERMANENT UNIVERSITY FUND NO. 45
 Year Ended August 31, 1970

NET CASH BALANCE, SEPTEMBER 1, 1969

\$ 1 731 839 07

RECEIPTS

| | | | |
|-----|---|----------------|------------------------------|
| 199 | Refund of Revenue Applied | \$ 169 148 82* | |
| 400 | Principal on Land Sales | 4 616 00 | |
| 402 | Oil and Gas Royalties | 16 410 890 13 | |
| 403 | Other Royalties | 123 797 08 | |
| 440 | Mineral Leases and Prospect Rentals | 2 273 949 84 | |
| 443 | Other Rentals, Leases and Easements | 28 241 76 | |
| 570 | Other Miscellaneous Governmental Revenue | 11 745 303 27 | |
| 601 | Sale or Redemption of Investment: City, County and District Bonds | 1 000 000 00 | |
| 603 | Sale or Redemption of Investments: Corporate Bonds | 102 617 839 54 | |
| 606 | Sale or Redemption of Investments: Corporate Stock | 16 231 952 85 | |
| 607 | Sale or Redemption of Investments: U.S. Government Securities | 144 260 000 00 | |
| 608 | Sale or Redemption of Investments: Notes and other Evidences of Indebtedness | 221 622 38 | |
| 626 | Departmental Transfers--Appropriation and Fund Transfers | 23 311 65 | |
| 627 | Amortization--Premium & Discount--Purchased | 2 025 524 08* | 292 746 851 60 |
| | TOTAL | | <u><u>294 478 690 67</u></u> |

EXPENDITURES

| | | |
|--|----------------|--|
| Purchase of U.S. Government Securities | 108 710 000 00 | |
| Purchase of Notes and Other Evidences of Indebtedness | 4 981 601 76 | |
| Purchase of Corporate Bonds and Debenture Bonds | 151 417 600 00 | |

*Deduction

TABLE NO. 53 (CONTINUED)
PERMANENT UNIVERSITY FUND NO. 45
Year Ended August 31, 1970

EXPENDITURES (CONTINUED)

| | | | |
|-----------------------------|----|--------------------|-------------------|
| Purchase of Corporate Stock | \$ | 28 358 552 09 | |
| Discount on Investments | | 2 498 226 92* | |
| Premium on Investments | | 3 149 248 33 | |
| Refund of Revenue Applied | | <u>169 148 82*</u> | \$ 293 949 626 44 |

NET CASH BALANCE, AUGUST 31, 1970

529 064 23

TOTAL

94 478 690 67

INVESTMENT ACCOUNT

| | <u>On Hand</u> 9-1-69 | <u>Add:</u> <u>Purchases</u> | <u>Less:</u> <u>Redeemed</u> | <u>On Hand</u> 8-31-70 |
|--|------------------------------|---------------------------------|---------------------------------|------------------------------|
| City, County and District Bonds | \$ 2 948 000 00 | \$ - 0 - | 1 000 000 00 | 1 948 000 00 |
| U. S. Government Securities | 144 475 000 00 | 108 710 000 00 | 144 260 000 00 | 108 925 000 00 |
| Corporate Bonds | 206 540 000 00 | 151 417 600 00 | 102 617 839 54 | 255 339 760 46 |
| Notes and Other Evidences of Indebtedness | 12 844 137 37 | 4 981 601 76 | 221 622 38 | 17 604 116 75 |
| Corporate Stock | <u>175 378 556 33</u> | <u>28 358 552 09</u> | <u>16 231 952 85</u> | <u>187 505 155 57</u> |
| TOTAL | <u><u>542 185 693 70</u></u> | <u><u>293 467 753 85</u></u> | <u><u>264 331 414 77</u></u> | <u><u>571 322 032 78</u></u> |

*Deduction

TABLE NO. 54
 ENDOWMENT FUND, MEDICAL BRANCH, UNIVERSITY OF TEXAS FUND NO. 46
 Year Ended August 31, 1970

| | | |
|-------------------------------------|----|------------------------|
| NET CASH BALANCE, SEPTEMBER 1, 1969 | \$ | 8 607 54 |
| RECEIPTS | | - 0 - |
| TOTAL | | <u>8 607 54</u> |
| EXPENDITURES | | 8 545 00 |
| NET CASH BALANCE, AUGUST 31, 1970 | | <u>62 54</u> |
| TOTAL | | <u><u>8 607 54</u></u> |

TABLE NO. 55
 A & M UNIVERSITY AVAILABLE FUND NO. 47
 Year Ended August 31, 1970

| | | |
|--|----|-----------------------------|
| NET CASH BALANCE, SEPTEMBER 1, 1969 | | 11 410 222 71 |
| RECEIPTS | | |
| 500 Interest on State Deposits | \$ | 367 062 04 |
| 516 Accrued Interest and Premiums on Sale of State Bonds Issued | | 36 442 38 |
| 626 Departmental Transfers--Appropriation and Fund Transfers | | 5 244 646 36 |
| 999 Expenditure Refunds Applied | | <u>360 813 11</u> |
| TOTAL | | <u>6 008 963 89</u> |
| EXPENDITURES | | <u>4 210 487 70</u> |
| NET CASH BALANCE, AUGUST 31, 1970 | | <u>13 208 698 90</u> |
| TOTAL | | <u><u>17 419 186 60</u></u> |

TABLE NO. 56
PERMANENT FUNDS OF ELEEMOSYNARY INSTITUTIONS
Year Ended August 31, 1970

| | <u>FUND 48</u> | <u>FUND 49</u> | <u>FUND 50</u> | <u>FUND 51</u> |
|--|-------------------|-------------------|-------------------|------------------|
| NET CASH BALANCE, SEPTEMBER 1, 1969 | \$ 329 40 | \$ 844 82 | \$ 435 77 | \$ 215 24 |
| RECEIPTS: | | | | |
| 607 Sale or Redemption of Investments: | | | | |
| U.S. Government Securities | 6 000 00 | 1 000 00 | - 0 - | 8 500 00 |
| 627 Amortization--Premium & Discount--Purchased | 243 75 | 40 62 | - 0 - | 293 74 |
| TOTAL | <u>6 573 15</u> | <u>1 885 44</u> | <u>435 77</u> | <u>9 008 98</u> |
| EXPENDITURES | 6 333 75 | 1 055 62 | - 0 - | 8 413 74 |
| NET CASH BALANCE, AUGUST 31, 1970 | <u>239 40</u> | <u>829 82</u> | <u>435 77</u> | <u>595 24</u> |
| TOTAL | <u>6 573 15</u> | <u>1 885 44</u> | <u>435 77</u> | <u>9 008 98</u> |
| INVESTMENT ACCOUNT | | | | |
| Bonds Held August 31, 1970: | | | | |
| City, County and District Bonds | 21 000 00 | 35 000 00 | 1 000 00 | 22 000 00 |
| U. S. Government Securities | 159 100 00 | 145 000 00 | 158 200 00 | 56 800 00 |
| TOTAL | <u>180 100 00</u> | <u>180 000 00</u> | <u>159 200 00</u> | <u>78 800 00</u> |

TABLE NO. 57
 VETERANS LAND BOARD FUND NO. 52
 Year Ended August 31, 1970

| | | |
|-------------------------------------|---|-------------------|
| NET CASH BALANCE, SEPTEMBER 1, 1969 | | \$ 130 098 63 |
| RECEIPTS | | |
| 310 | Other Filing, Office and Service Fees | \$ 165 647 36 |
| 626 | Departmental Transfers--Appropriation and Fund Transfers | 1 980 00* |
| TOTAL | | <u>163 667 36</u> |
| EXPENDITURES | | |
| | | <u>23 930 00</u> |
| NET CASH BALANCE, AUGUST 31, 1970 | | 269 835 99 |
| TOTAL | | <u>293 765 99</u> |

TABLE NO. 58
 SCHOOL BUS REVOLVING FUND NO. 53
 Year Ended August 31, 1970

| | | |
|-------------------------------------|---------------------------------|---------------------|
| NET CASH BALANCE, SEPTEMBER 1, 1969 | | 187 413 00 |
| RECEIPTS | | |
| 640 | Other Non-Governmental Receipts | 6 856 977 17 |
| TOTAL | | <u>7 044 390 17</u> |
| EXPENDITURES | | |
| | | <u>6 821 265 17</u> |
| NET CASH BALANCE, AUGUST 31, 1970 | | 223 125 00 |
| TOTAL | | <u>7 044 390 17</u> |

* Deduction

TABLE NO. 59
INSURANCE EXAMINATION FUND NO. 54
 Year Ended August 31, 1970

| | | |
|---|----|----------------------------|
| NET CASH BALANCE, SEPTEMBER 1, 1969 | \$ | 1 173 363 33 |
| RECEIPTS | | |
| 306 Examination and Audit Fees | \$ | 773 949 58 |
| 621 Service Charges | | 70 000 00* |
| 626 Departmental Transfers--Appropriation and Fund Transfers | | <u>457 037 77</u> |
| | | <u>1 160 987 35</u> |
| TOTAL | | <u><u>2 334 350 68</u></u> |
| EXPENDITURES | | |
| | | 1 600 000 00 |
| NET CASH BALANCE, AUGUST 31, 1970 | | <u>734 350 68</u> |
| TOTAL | | <u><u>2 334 350 68</u></u> |

TABLE NO. 60
MEDICAL REGISTRATION FUND NO. 55
 Year Ended August 31, 1970

| | | |
|--|--|--------------------------|
| NET CASH BALANCE, SEPTEMBER 1, 1969 | | 191 815 61 |
| RECEIPTS | | |
| 224 Professional Examination and Registration Fees | | 200 679 00 |
| 621 Service Charges | | 8 100 00* |
| 626 Departmental Transfer--Appropriation and Fund Transfers | | <u>2 150 00*</u> |
| 999 Expenditure Refunds Applied | | <u>121 55</u> |
| | | <u>190 550 55</u> |
| TOTAL | | <u><u>382 366 16</u></u> |
| EXPENDITURES | | |
| | | 182 181 59 |
| NET CASH BALANCE, AUGUST 31, 1970 | | <u>200 184 57</u> |
| TOTAL | | <u><u>382 366 16</u></u> |

*Deductions

TABLE NO. 61
PROFESSIONAL ENGINEERS FUND NO. 56
Year Ended August 31, 1970

| | | |
|---|----|-------------------|
| NET CASH BALANCE, SEPTEMBER 1, 1969 | \$ | 101 358 20 |
| RECEIPTS | | |
| 224 Professional Examination and Registration Fees | \$ | 122 410 85 |
| 420 Machinery and Equipment Sales | | 302 02 |
| 621 Service Charges | | 16 100 77* |
| 625 Departmental Transfers--Sale of Supplies and Service | | 215 00 |
| 626 Departmental Transfers--Appropriation and Fund Transfers | | 1 250 00* |
| 999 Expenditure Refunds Applied | | 21 04 |
| | | 105 598 14 |
| TOTAL | | 206 956 34 |
| EXPENDITURES | | |
| | | 168 704 81 |
| NET CASH BALANCE, AUGUST 31, 1970 | | 38 251 53 |
| TOTAL | | 206 956 34 |

*Deductions

TABLE NO. 62
 COUNTY AND ROAD DISTRICT HIGHWAY FUND NO. 57
 Year Ended August 31, 1970

| | <u>STATE FUNDS</u> | <u>COUNTY FUNDS</u> | <u>TOTAL</u> |
|---|----------------------|----------------------|----------------------|
| NET CASH BALANCE, SEPTEMBER 1, 1969 | \$ 7 516 039 43 | \$ 165 007 30 | \$ 7 681 046 73 |
| RECEIPTS | | | |
| 500 Interest on State Deposits | 136 679 81 | | 136 679 81 |
| 621 Service Charges | 7 000 00* | | 7 000 00* |
| 626 Departmental Transfers--Appropriation and Fund Transfers | 12 383 38* | | 12 383 38* |
| 640 Other Non-Governmental Receipts | | 12 209 320 47 | 12 209 320 47 |
| 655 Unappropriated From Fund 60 | 7 390 910 33 | | 7 390 910 33 |
| TOTAL RECEIPTS | <u>7 508 206 76</u> | <u>12 209 320 47</u> | <u>19 717 527 23</u> |
| TOTAL | <u>15 024 246 19</u> | <u>12 374 327 77</u> | <u>27 398 573 96</u> |
| EXPENDITURES | | | |
| Administration and Operation | 97 744 16 | | 97 744 16 |
| Grants to Counties | 7 300 000 00 | | 7 300 000 00 |
| Bond Retirement | 63 989 03 | | 63 989 03 |
| Non-Governmental Expenditures-- Miscellaneous | | 12 266 168 85 | 12 266 168 85 |
| TOTAL EXPENDITURES | <u>7 461 733 19</u> | <u>12 266 168 85</u> | <u>19 727 902 04</u> |
| NET CASH BALANCE, AUGUST 31, 1970 | 7 562 513 00 | 108 158 92 | 7 670 671 92 |
| TOTAL | <u>15 024 246 19</u> | <u>12 374 327 77</u> | <u>27 398 573 96</u> |

*Deductions

TABLE NO. 63
FEED CONTROL FUND NO. 58
Year Ending August 31, 1970

| | | | |
|-------------------------------------|--|----|------------|
| NET CASH BALANCE, SEPTEMBER 1, 1969 | | \$ | 92 147 23 |
| RECEIPTS | | | |
| 255 | Other Inspection and Certification Fees | \$ | 670 728 32 |
| 570 | Other Miscellaneous Governmental Revenue | | 100 18 |
| 626 | Departmental Transfers--Appropriation and Fund Transfers | | 1 512 20* |
| TOTAL | | | 669 316 30 |
| EXPENDITURES | | | |
| | | | 605 972 74 |
| NET CASH BALANCE, AUGUST 31, 1970 | | | 155 490 79 |
| TOTAL | | | 761 463 53 |

TABLE NO. 64
SPECIAL BOAT FUND NO. 59
Year Ended August 31, 1970

| | | | |
|-------------------------------------|---|--|--------------|
| NET CASH BALANCE, SEPTEMBER 1, 1969 | | | 1 133 278 94 |
| RECEIPTS | | | |
| 226 | Other Licenses, Permits and Registration Fees | | 1 066 945 74 |
| 423 | Publication and Advertising Sales | | 4 793 91 |
| 426 | Other Sales | | 15 97 |
| 550 | Court Cost | | 414 08 |
| 551 | Other Penalties | | 87 924 30 |
| 570 | Other Miscellaneous Governmental Revenue | | 18 75 |
| 999 | Expenditure Refunds Applied | | 2 924 81 |
| TOTAL | | | 1 163 037 56 |
| EXPENDITURES | | | |
| | | | 431 415 62 |
| NET CASH BALANCE, AUGUST 31, 1970 | | | 1 864 900 88 |
| TOTAL | | | 2 296 316 50 |

* Deduction

TABLE NO. 65
HIGHWAY MOTOR FUEL TAX FUND NO. 60
 Year Ended August 31, 1970

NET CASH BALANCE, SEPTEMBER 1, 1969

\$ 21 015 027 12

ALLOCABLE RECEIPTS

| | | | |
|-----|------------------------------------|------------------|------------------------------|
| 094 | Special Motor Fuel Tax | \$ 29 433 112 26 | |
| 110 | Motor Fuel Gasoline Tax | 290 828 637 99 | \$ 320 261 750 25 |
| | | | |
| | Less: 1% Enforcement Fee | | <u>3 106 746 52</u> |
| | Adjusted Gross Receipts | | 317 155 003 73 |
| | Less: Refunds | | |
| | Special Motor Fuel | 1 654 068 42 | |
| | Motor Fuel Gasoline Tax | 6 258 430 07 | 7 912 498 49 |
| | | | |
| | NET MOTOR FUEL TAXES | | 309 242 505 24 |
| | Plus: Warrant Void by Statute | | 4 457 83 |
| | Less: Transfers | | |
| | Refund Filing Fees Fund 62 | 33 602 00 | |
| | Unclaimed Aircraft Fuel Refunds | | |
| | 3/4 to Aircraft Fuel Tax Fund 150 | 560 552 31 | |
| | 1/4 to Available School Fund 2 | 186 850 79 | |
| | Unclaimed Motor Boat Fuel Refunds | | |
| | 3/4 to Land & Water Recreation and | | |
| | Safety Fund 63 | 1 597 018 91 | |
| | 1/4 to Available School Fund 2 | 532 339 65 | 2 910 363 66 |
| | | | |
| | TOTAL ALLOCABLE RECEIPTS | | <u>306 336 599 41</u> |
| | TOTAL | | <u><u>327 351 626 53</u></u> |

TABLE NO. 65 (CONTINUED)
 HIGHWAY MOTOR FUEL TAX FUND NO. 60
 Year Ended August 31, 1970

ALLOCATIONS

| | |
|---|-------------------------------------|
| 1/4 to Available School Fund 2 | \$ 76 580 034 63 |
| Board of County and District Road Indebtedness Fund 57 | |
| For Administration | 90 910 33 |
| For Grants to Counties | 7 300 000 00 |
| Balance to Highway Fund 6 | <u>221 093 004 09</u> |
| TOTAL ALLOCATIONS | \$ 305 063 949 05 |
| NET CASH BALANCE, AUGUST 31, 1970 | <u>22 287 677 48</u> |
| TOTAL | <u><u>327 351 626 53</u></u> |

TABLE NO. 66
 COMMISSION FOR REHABILITATION OPERATING FUND NO. 61
 Year Ended August 31, 1970

| | | | |
|-------------------------------------|---|----|---------------|
| NET CASH BALANCE, SEPTEMBER 1, 1969 | | \$ | - 0 - |
| RECEIPTS | | | |
| 310 | Other Filing, Office and Service Fees | \$ | 24 492 11 |
| 530 | Federal Grants | | 24 381 693 48 |
| 540 | Other Donations and Grants | | 483 12 |
| 621 | Service Charges | | 11 524 71* |
| 625 | Departmental Transfers--Sales of Supplies and Services | | 522 370 22 |
| 626 | Departmental Transfers--Appropriation and Fund Transfers | | 30 000 00 |
| 630 | Operation Fund Transfers | | 7 083 36 |
| 999 | Refund of Expenditure Applied | | 97 700 25 |
| | | | 25 052 297 83 |
| | TOTAL | | 25 052 297 83 |
| EXPENDITURES | | | |
| | | | 24 701 515 35 |
| NET CASH BALANCE, AUGUST 31, 1970 | | | 350 782 48 |
| TOTAL | | | 25 052 297 83 |

*Deductions

TABLE NO. 67
 COMPTROLLER'S OPERATING FUND NO. 62
 Year Ended August 31, 1970

| | | | |
|-------------------------------------|---|----|-----------------------------|
| NET CASH BALANCE, SEPTEMBER 1, 1969 | | \$ | 205 283 67 |
| RECEIPTS | | | |
| 301 | Store and Exemption License Filing Fees | \$ | 238 095 00 |
| 310 | Other Filing, Office and Service Fees | | 22 88 |
| 420 | Machinery and Equipment Sales | | 7 231 35 |
| 426 | Other Sales | | 233 61 |
| 620 | Unexpended Balances | | 654 035 98* |
| 625 | Departmental Transfers--Sales of Supplies and Service | | 700 00 |
| 630 | Transfers to Operating Fund: From General Revenue Appropriations to Comptroller's Department | | 7 670 686 31 |
| 651 | Crude Oil Enforcement From Fund 120 | | 852 793 83 |
| 652 | Natural Gas Enforcement From Fund 120 | | 483 431 36 |
| 655 | Unappropriated From Fund 60 | | 3 106 746 52 |
| 656 | Refund Filing Fee From Fund 60 | | 33 602 00 |
| 661 | Cigarette Tax Enforcement From Fund 120 | | 873 657 40 |
| 999 | Expenditure Refunds Applied | | 1 112 63 |
| | TOTAL | | <u>12 614 276 91</u> |
| EXPENDITURES | | | |
| | | | <u>11 876 318 51</u> |
| NET CASH BALANCE, AUGUST 31, 1970 | | | 943 242 07 |
| | TOTAL | | <u><u>12 819 560 58</u></u> |

*Deduction

TABLE NO. 68
LAND AND WATER RECREATION AND SAFETY FUND NO. 63
Year Ended August 31, 1970

| | | |
|--|---|-----------------------------------|
| NET CASH BALANCE, SEPTEMBER 1, 1969 | | \$ 943 425 06 |
| RECEIPTS | | |
| 226 | Other Licenses, Permits and Registration Fees | \$ 1 525 00 |
| 420 | Machinery and Equipment Sales | 28 606 38 |
| 564 | Insurance and Damages | 1 391 36 |
| 625 | Departmental Transfers--Sales of Supplies and Services | 1 900 00 |
| 663 | Unclaimed Motorboat Fuel Refunds | 1 597 018 91 |
| 999 | Expenditure Refunds Applied | 2 433 15 |
| | TOTAL | <u>1 632 874 80</u> |
| EXPENDITURES | | |
| | | <u>1 430 586 40</u> |
| NET CASH BALANCE, AUGUST 31, 1970 | | <u>1 145 713 46</u> |
| | TOTAL | <u><u>2 576 299 86</u></u> |

TABLE NO. 69
 STATE PARKS FUND NO. 64
 Year Ended August 31, 1970

| | | | |
|-------------------------------------|---|----|----------------------------|
| NET CASH BALANCE, SEPTEMBER 1, 1969 | | \$ | 690 033 50 |
| RECEIPTS | | | |
| 420 | Machinery and Equipment Sales | \$ | 1 673 95 |
| 423 | Publication and Advertising Sales | | 90 |
| 425 | Dormitory, Cafeteria and Merchandise Sales | | 916 097 00 |
| 426 | Other Sales | | 38 00 |
| 443 | Other Rentals, Licenses and Easements | | 1 950 00 |
| 540 | Other Donations and Grants | | 75 00 |
| 564 | Insurance and Damages | | 109 70 |
| 565 | Warrants Voided by Statute of Limitation | | 62 55 |
| 570 | Other Miscellaneous Governmental Revenue | | 372 58 |
| 626 | Departmental Transfers--Appropriation and Fund Transfers | | 20 000 00* |
| 999 | Expenditure Refunds Applied | | 67 89 |
| | TOTAL | | <u>900 447 57</u> |
| EXPENDITURES | | | |
| | | | <u>829 870 14</u> |
| NET CASH BALANCE, AUGUST 31, 1970 | | | |
| | TOTAL | | <u><u>760 610 93</u></u> |
| | | | <u><u>1 590 481 07</u></u> |

*Deductions

TABLE NO. 70
 LAND OFFICE SALE FEE FUND NO. 65
 Year Ended August 31, 1970

| | | | |
|---|--|----|------------|
| NET CASH BALANCE, SEPTEMBER 1, 1969 | | \$ | 270 833 13 |
| RECEIPTS | | | |
| 310 Other Filing, Office and Service Fees | | \$ | 99 512 84 |
| 999 Expenditure Refunds Applied | | | 8 830 43 |
| | | | 108 343 27 |
| TOTAL | | | 379 176 40 |
| EXPENDITURES | | | |
| | | | 143 060 04 |
| NET CASH BALANCE, AUGUST 31, 1970 | | | 236 116 36 |
| TOTAL | | | 379 176 40 |

TABLE NO. 71
 CONFISCATED LIQUOR FUND NO. 67
 Year Ended August 31, 1970

| | | | |
|-------------------------------------|--|--|-----------|
| NET CASH BALANCE, SEPTEMBER 1, 1969 | | | 46 990 82 |
| RECEIPTS | | | |
| 555 Confiscations | | | 5 437 34 |
| 999 Refund of Expenditure Applied | | | 120 00 |
| | | | 5 557 34 |
| TOTAL | | | 52 548 16 |
| EXPENDITURES | | | |
| | | | 7 485 12 |
| NET CASH BALANCE, AUGUST 31, 1970 | | | 45 063 04 |
| TOTAL | | | 52 548 16 |

TABLE NO. 72
 BOARD OF LANDSCAPE ARCHITECTS FUND NO. 69
 Year Ended August 31, 1970

| | | | |
|-------------------------------------|--|----|-----------|
| NET CASH BALANCE, SEPTEMBER 1, 1969 | | \$ | - 0 - |
| RECEIPTS | | | |
| 224 | Professional Examination and Registration Fees | \$ | 32 950 00 |
| 621 | Service Charges | | 1 700 00* |
| | | | 31 250 00 |
| TOTAL | | | 31 250 00 |
| EXPENDITURES | | | |
| NET CASH BALANCE, AUGUST 31, 1970 | | | 16 744 97 |
| TOTAL | | | 14 505 03 |
| | | | 31 250 00 |

TABLE NO. 73
 BICENTENNIAL FUND NO. 70
 Year Ended August 31, 1970

| | | | |
|-------------------------------------|--|----|-----------|
| NET CASH BALANCE, SEPTEMBER 1, 1969 | | \$ | - 0 - |
| RECEIPTS | | | |
| 626 | Departmental Transfers--Appropriation and Fund Transfers | | 25 000 00 |
| TOTAL | | | 25 000 00 |
| EXPENDITURES | | | |
| NET CASH BALANCE, AUGUST 31, 1970 | | | 3 321 80 |
| TOTAL | | | 21 678 20 |
| | | | 25 000 00 |

* Deduction

TABLE NO. 74
ATTORNEY GENERAL OPERATING FUND NO. 72
Year Ended August 31, 1970

| | | | |
|--|---|---------------|----------------------------|
| NET CASH BALANCE, SEPTEMBER 1, 1969 | | \$ | 196 073 80 |
| RECEIPTS | | | |
| 620 | Unexpended Balances | \$ 30 850 99* | |
| 625 | Departmental Transfers--Sale of Supplies and Services | 27 839 85 | |
| 626 | Departmental Transfers--Appropriation and Fund Transfers | 660 450 00 | |
| 630 | Operating Fund Transfers From: | | |
| | Highway Fund 6 | 14 000 00 | |
| | Building Commission Fund 7 | 17 000 00 | |
| | Game and Fish Commission Fund 9 | 26 000 00 | |
| | Optometry Fund 34 | 10 000 00 | |
| | Barber Examination Board Fund 40 | 10 000 00 | |
| | Veterans Land Board Fund 52 | 22 600 00 | |
| | Medical Registration Fund 55 | 24 000 00 | |
| | Professional Engineers Fund 56 | 17 000 00 | |
| | Insurance Agents License Fund 85 | 42 000 00 | |
| | Dental Registration Fund 86 | 5 000 00 | |
| | Cosmetology Fund 88 | 14 000 00 | |
| | Liquor Act Enforcement Fund 97 | 35 000 00 | |
| | Real Estate License Fund 114 | 13 000 00 | |
| | Aircraft Fuel Tax Fund | 12 000 00 | |
| | Board of Corrections Mineral Fund 272 | 22 000 00 | |
| 999 | Expenditures Refunds Applied | 1 540 81 | 942 579 67 |
| | TOTAL | | <u><u>1 138 653 47</u></u> |
| EXPENDITURES | | | |
| | | | 712 312 59 |
| NET CASH BALANCE, AUGUST 31, 1970 | | | |
| | TOTAL | | <u><u>426 340 88</u></u> |
| | | | <u><u>1 138 653 47</u></u> |

* Deduction

TABLE NO. 75
REGISTERED PUBLIC SURVEYORS FUND NO. 75
Year Ended August 31, 1970

| | | | |
|--|----|-----------|-----------|
| NET CASH BALANCE, SEPTEMBER 1, 1969 | | \$ | 14 522 23 |
| RECEIPTS | | | |
| 224 Professional Examination and Registration Fees | \$ | 21 003 00 | |
| 621 Service Charges | | 1 735 00* | |
| 999 Expenditure Refunds Applied | | 39 96 | 19 307 96 |
| TOTAL | | | 33 830 19 |
| EXPENDITURES | | | |
| NET CASH BALANCE, AUGUST 31, 1970 | | | 17 034 46 |
| TOTAL | | | 16 795 73 |
| | | | 33 830 19 |

TABLE NO. 76
PREPAID FUNERAL CONTRACT FUND NO. 76
Year Ended August 31, 1970

| | | | |
|--|--|----------|-----------|
| NET CASH BALANCE, SEPTEMBER 1, 1969 | | | 12 427 68 |
| RECEIPTS | | | |
| 226 Other License, Permits and Registration Fees | | 6 850 00 | |
| 306 Examination and Audit Fees | | 8 555 00 | |
| 426 Other Sales | | 34 14 | |
| 999 Expenditure Refunds Applied | | 69 56 | 15 508 70 |
| TOTAL | | | 27 936 38 |
| EXPENDITURES | | | |
| NET CASH BALANCE, AUGUST 31, 1970 | | | 23 032 40 |
| TOTAL | | | 4 903 98 |
| | | | 27 936 38 |

* Deduction

TABLE NO. 77
LAND OFFICE PERMIT FEE FUND NO. 80
Year Ended August 31, 1970

| | | | |
|---|----|------------------|--------------------------|
| NET CASH BALANCE, SEPTEMBER 1, 1969 | | \$ | 275 350 28 |
| RECEIPTS | | | |
| 226 Other License, Permit and Registration Fees | \$ | 57 525 00 | |
| 426 Other Sales | | 788 00 | |
| 999 Expenditure Refunds Applied | | 22 079 33 | 80 392 33 |
| | | <u>22 079 33</u> | <u>80 392 33</u> |
| TOTAL | | | <u><u>355 742 61</u></u> |
| EXPENDITURES | | | |
| | | | 57 168 06 |
| NET CASH BALANCE, AUGUST 31, 1970 | | | 298 574 55 |
| TOTAL | | | <u><u>355 742 61</u></u> |

TABLE NO. 78
DONATED COMMODITY DISTRIBUTION FUND NO. 83
Year Ended August 31, 1970

| | | | |
|-------------------------------------|--|--|-------------------------|
| NET CASH BALANCE, SEPTEMBER 1, 1969 | | | 24 931 49 |
| RECEIPTS | | | |
| 564 Insurance and Damages | | | 9 616 66 |
| TOTAL | | | <u>9 616 66</u> |
| | | | <u><u>34 548 15</u></u> |
| EXPENDITURES | | | |
| | | | 20 801 39 |
| NET CASH BALANCE, AUGUST 31, 1970 | | | 13 746 76 |
| TOTAL | | | <u><u>34 548 15</u></u> |

TABLE NO 79
INSURANCE AGENTS LICENSE FUND NO. 85
Year Ended August 31, 1970

| | | | |
|-------------------------------------|---|----|-------------------|
| NET CASH BALANCE, SEPTEMBER 1, 1969 | | \$ | 327 037 77 |
| RECEIPTS | | | |
| 221 | Insurance Department License and Registration Fees | \$ | 490 637 75 |
| 224 | Professional Examination and Registration Fees | | 160 800 25 |
| 626 | Departmental Transfers--Appropriation and Fund Transfers | | 230 647 77* |
| TOTAL | | | <u>420 790 23</u> |
| EXPENDITURES | | | |
| | | | <u>747 828 00</u> |
| NET CASH BALANCE, AUGUST 31, 1970 | | | 506 516 74 |
| TOTAL | | | <u>241 311 26</u> |
| | | | <u>747 828 00</u> |

TABLE NO. 80
DENTAL REGISTRATION FUND NO. 86
Year Ended August 31, 1970

| | | | |
|-------------------------------------|---|--|-------------------|
| NET CASH BALANCE, SEPTEMBER 1, 1969 | | | 93 541 81 |
| RECEIPTS | | | |
| 224 | Professional Examination and Registration Fees | | 85 194 00 |
| 621 | Service Charges | | 4 690 00* |
| 626 | Departmental Transfers--Appropriation and Fund Transfers | | 410 00* |
| 999 | Expenditure Refunds Applied | | 123 36 |
| TOTAL | | | <u>80 217 36</u> |
| EXPENDITURES | | | |
| | | | <u>173 759 17</u> |
| NET CASH BALANCE, AUGUST 31, 1970 | | | 78 047 87 |
| TOTAL | | | <u>95 711 30</u> |
| | | | <u>173 759 17</u> |

*Deductions

TABLE NO. 81
 COSMETOLOGIST FUND NO. 88
 Year Ended August 31, 1970

| | | | |
|-------------------------------------|---|----|----------------------------|
| NET CASH BALANCE, SEPTEMBER 1, 1969 | | \$ | 978 490 58 |
| RECEIPTS | | | |
| 199 | Refunds of Revenue Applied | \$ | 420 00 |
| 224 | Professional Examination and Registration Fees | | 442 701 38 |
| 420 | Machinery and Equipment Sales | | 991 77 |
| 423 | Publication and Advertising Sales | | 1 000 00 |
| 564 | Insurance and Damages | | 1 695 90 |
| 570 | Other Miscellaneous Governmental Revenue | | 3 40 |
| 620 | Unexpended Balances | | 44 644 94* |
| 625 | Departmental Transfer--Sales of Supplies and Services | | 57 00 |
| 626 | Departmental Transfers--Appropriation and Fund Transfers | | 850 00* |
| 999 | Expenditure Refunds Applied | | 829 90 |
| | TOTAL | | <u>402 204 41</u> |
| EXPENDITURES | | | <u>492 564 01</u> |
| NET CASH BALANCE, AUGUST 31, 1970 | | | <u>888 130 98</u> |
| TOTAL | | | <u><u>1 380 694 99</u></u> |

TABLE NO. 82
 YOUTH DEVELOPMENT FUND NO. 89
 Year Ended August 31, 1970

| | | |
|-------------------------------------|--|----------------------|
| NET CASH BALANCE, SEPTEMBER 1, 1969 | | 579 06 |
| RECEIPTS | | |
| TOTAL | | <u>- 0 -</u> |
| EXPENDITURES | | <u>579 06</u> |
| NET CASH BALANCE, AUGUST 31, 1970 | | <u>- 0 -</u> |
| TOTAL | | <u><u>579 06</u></u> |

* Deductions

TABLE NO. 83
FEDERAL DISASTER FUND NO. 92
Year Ended August 31, 1970

| | | |
|-------------------------------------|----|----------------------------|
| NET CASH BALANCE, SEPTEMBER 1, 1969 | \$ | 12 042 02 |
| RECEIPTS | | |
| 199 Refund of Revenue Applied | \$ | 125 309 34 |
| 500 Interest on State Deposits | | 658 02 |
| 530 Federal Grants | | 2 377 927 08 |
| 999 Expenditure Refunds Applied | | 109 066 84 |
| | | <u>2 612 961 28</u> |
| TOTAL | | <u><u>2 625 003 30</u></u> |
| EXPENDITURES | | |
| NET CASH BALANCE, AUGUST 31, 1970 | | <u>658 02</u> |
| TOTAL | | <u><u>2 625 003 30</u></u> |

TABLE NO. 84
MANAGING GENERAL AGENTS FUND NO. 93
Year Ended August 31, 1970

| | | |
|--|--|-------------------------|
| NET CASH BALANCE, SEPTEMBER 1, 1969 | | 6 340 98 |
| RECEIPTS | | |
| 221 Insurance Department License & Registration Fees | | 4 680 00 |
| TOTAL | | <u>11 020 98</u> |
| EXPENDITURES | | |
| NET CASH BALANCE, AUGUST 31, 1970 | | <u>5 020 98</u> |
| TOTAL | | <u><u>11 020 98</u></u> |

TABLE NO. 85
WORKMEN'S COMPENSATION FUND NO. 94
Year Ended August 31, 1970

| | | |
|--|----|------------|
| NET CASH BALANCE, SEPTEMBER 1, 1969 | \$ | 221 623 22 |
| RECEIPTS | | |
| 160 Insurance Companies Workmen's Compensation Tax | \$ | 552 298 14 |
| 420 Machinery and Equipment Sales | | 326 26 |
| 999 Expenditure Refunds Applied | | 11 798 75 |
| | | 564 423 15 |
| TOTAL | | 786 046 37 |
| EXPENDITURES | | |
| | | 515 616 69 |
| NET CASH BALANCE, AUGUST 31, 1970 | | 270 429 68 |
| TOTAL | | 786 046 37 |

TABLE NO. 86
A & M UNIVERSITY MINERAL INVESTMENT FUND NO. 95
Year Ended August 31, 1970

| | | | | |
|---|--------------------------|--------------------------|-----------------------|---------------------------|
| NET CASH BALANCE, SEPTEMBER 1, 1969 | | 2 442 65 | | |
| RECEIPTS | | | | |
| 310 Other Filing, Office and Service Fees | | 1 00 | | |
| 402 Oil and Gas Royalties | | 2 230 30 | | |
| 440 Mineral Leases and Prospect Rentals | | 2 135 05 | | |
| 608 Sale or Redemption of Investments: Notes and Other Evidences of Indebtedness | | 222 800 00 | | |
| | | 227 166 35 | | |
| TOTAL | | 229 609 00 | | |
| EXPENDITURES | | | | |
| | | 227 225 00 | | |
| NET CASH BALANCE, AUGUST 31, 1970 | | 2 384 00 | | |
| TOTAL | | 229 609 00 | | |
| INVESTMENT ACCOUNT | ON HAND 9-1-69 | PURCHASES Add: | SOLD Minus: | ON HAND 8-31-70 |
| U. S. Government Securities | \$ 1 500 00 | \$ - 0 - | \$ - 0 - | \$ 1 500 00 |
| Savings and Loan Certificates | 282 800 00 | 230 000 00 | 222 800 00 | 290 000 00 |
| TOTAL | 284 300 00 | 230 000 00 | 222 800 00 | 291 500 00 |

TABLE NO 87
A & M UNIVERSITY MINERAL INCOME FUND NO. 96
Year Ended August 31, 1970

| | | | | |
|--|---|--------------------------|-----------------------|---------------------------|
| NET CASH BALANCE, SEPTEMBER 1, 1969 | | \$ 7 190 37 | | |
| RECEIPTS | | | | |
| 510 | Interest on Investments | \$ 17 390 70 | | |
| 608 | Sale or Redemption of Investments: | | | |
| | Notes and Other Evidences of Indebtedness | 62 500 00 | | |
| | | 79 890 70 | | |
| | TOTAL | 87 081 07 | | |
| EXPENDITURES | | | | |
| | | 82 750 71 | | |
| NET CASH BALANCE, AUGUST 31, 1970 | | 4 330 36 | | |
| | TOTAL | 87 081 07 | | |
| INVESTMENT ACCOUNT | | | | |
| | <u>ON HAND</u> 9-1-69 | <u>PURCHASES</u> Add: | <u>SOLD</u> Minus: | <u>ON HAND</u> 8-31-70 |
| Savings and Loan Certificates | \$ 100 500 00 | \$ 82 000 00 | \$ 62 500 00 | \$ 120 000 00 |
| | <u>100 500 00</u> | <u>82 000 00</u> | <u>62 500 00</u> | <u>120 000 00</u> |

TABLE NO. 88
LIQUOR ACT ENFORCEMENT FUND NO. 97
Year Ended August 31, 1970

| | | | |
|--|--|-----------------|----------------------------|
| NET CASH BALANCE, SEPTEMBER 1, 1969 | | \$ | 35 040 75 |
| RECEIPTS | | | |
| 080 Liquor Tax | | \$ 1 780 910 22 | |
| 082 Wine Tax | | 206 175 62 | |
| 084 Ale Tax | | 4 682 17* | |
| 090 Beer Tax | | 2 998 203 65 | |
| 199 Refunds of Revenue Applied | | 924 466 94 | |
| 565 Warrants Voided by Statute of Limitation | | 100 99 | |
| 626 Departmental Transfer--Appropriation and Fund Transfers | | 2 450 00* | |
| 999 Expenditure Refunds Applied | | 5 130 25 | 5 907 855 50 |
| | | | |
| TOTAL | | | <u>5 942 896 25</u> |
| EXPENDITURES | | | |
| | | | 5 534 869 87 |
| NET CASH BALANCE, AUGUST 31, 1970 | | | 408 026 38 |
| | | | |
| TOTAL | | | <u><u>5 942 896 25</u></u> |

TABLE NO. 89
TEXAS TECHNOLOGICAL UNIVERSITY WORKMEN'S COMPENSATION FUND NO. 98
Year Ended August 31, 1970

| | | | |
|-------------------------------------|--|--|----------------------|
| NET CASH BALANCE, SEPTEMBER 1, 1969 | | | 710 26 |
| RECEIPTS | | | |
| TOTAL | | | <u>710 26</u> |
| EXPENDITURES | | | |
| | | | 710 26 |
| NET CASH BALANCE, AUGUST 31, 1970 | | | - 0 - |
| | | | |
| TOTAL | | | <u><u>710 26</u></u> |

* Deductions

TABLE NO. 90
 OPERATORS AND CHAUFFEURS FUND NO. 99
 Year Ended August 31, 1970

| | | | |
|-------------------------------------|---|----|----------------------|
| NET CASH BALANCE, SEPTEMBER 1, 1969 | | \$ | 2 015 818 69 |
| RECEIPTS | | | |
| 212 | Operators and Chauffeurs License Fees | \$ | 7 897 899 93 |
| 310 | Other Filing, Office and Service Fees | | 2 620 581 86 |
| 420 | Machinery and Equipment Sales | | 123 038 43 |
| 423 | Publication and Advertising Sales | | 6 192 04 |
| 426 | Other Sales | | 248 50 |
| 443 | Other Rentals, License and Easements | | 271 80 |
| 530 | Federal Grants | | 228 597 64 |
| 563 | Forfeitures | | 13 20 |
| 564 | Insurance and Damages | | 13 218 40 |
| 565 | Warrants Voided by Statute of Limitation | | 846 47 |
| 570 | Other Miscellaneous Governmental Revenue | | 6 60 |
| 625 | Departmental Transfers--Sales of Supplies and Services | | 411 007 94 |
| 626 | Departmental Transfers--Appropriation and Fund Transfers | | 1 000 000 00* |
| 999 | Expenditure Refunds Applied | | 1 314 78 |
| TOTAL | | | <u>10 303 237 59</u> |
| | | | <u>12 319 056 28</u> |
| EXPENDITURES | | | |
| | | | <u>11 463 016 79</u> |
| NET CASH BALANCE, AUGUST 31, 1970 | | | 856 039 49 |
| TOTAL | | | <u>12 319 056 28</u> |

* Deduction

TABLE NO. 91
TREASURY FISCAL AGENCY FUND NO. 100
Year Ended August 31, 1970

| | | |
|--|-------------|-------------------------|
| NET CASH BALANCE, SEPTEMBER 1, 1969 | | \$ 2 515 12 |
| RECEIPTS | | |
| 310 Other Filing, Office and Service Fees | \$ 9 550 43 | |
| 999 Expenditure Refunds Applied | 133 05 | 9 683 48 |
| TOTAL | | <u>12 198 60</u> |
| EXPENDITURES | | 10 385 69 |
| NET CASH BALANCE, AUGUST 31, 1970 | | 1 812 91 |
| TOTAL | | <u><u>12 198 60</u></u> |

TABLE NO. 92
STATE DISABLED ASSISTANCE FUND NO. 101
Year Ended August 31, 1970

| | | |
|---|---------------|---------------------|
| NET CASH BALANCE, SEPTEMBER 1, 1969 | | - 0 - |
| RECEIPTS | | |
| 565 Warrants Voided by Statute of Limitation | 709 67 | |
| 620 Unexpended Balances | 709 67* | |
| 626 Departmental Transfers--Appropriation and Fund Transfers | 5 500 000 00* | |
| 650 Unappropriated from Fund 120 | 5 500 000 00 | - 0 - |
| TOTAL | | <u>- 0 -</u> |
| EXPENDITURES | | - 0 - |
| NET CASH BALANCE, AUGUST 31, 1970 | | - 0 - |
| TOTAL | | <u><u>- 0 -</u></u> |

*Deductions

TABLE NO. 93
AIR CONTROL BOARD FUND NO. 102
Year Ended August 31, 1970

| | | | |
|---|--|----|-------------------------|
| NET CASH BALANCE, SEPTEMBER 1, 1969 | | \$ | 4 782 58 |
| RECEIPTS | | | |
| 626 Departmental Transfers--Appropriation and Fund Transfers | | | 30 639 00 |
| TOTAL | | | <u>35 421 58</u> |
| EXPENDITURES | | | 27 459 51 |
| NET CASH BALANCE, AUGUST 31, 1970 | | | <u>7 962 07</u> |
| TOTAL | | | <u><u>35 421 58</u></u> |

TABLE NO. 94
CREDIT INSURANCE FUND NO. 103
Year Ended August 31, 1970

| | | | |
|---|----|-----------|--------------------------|
| NET CASH BALANCE, SEPTEMBER 1, 1969 | | | 233 055 18 |
| RECEIPTS | | | |
| 221 Insurance Department License and Registration Fees | | | 79 500 00 |
| 626 Departmental Transfers--Appropriation and Fund Transfers | \$ | 40 000 00 | 119 500 00 |
| TOTAL | | | <u>352 555 18</u> |
| EXPENDITURES | | | 55 000 00 |
| NET CASH BALANCE, AUGUST 31, 1970 | | | <u>297 555 18</u> |
| TOTAL | | | <u><u>352 555 18</u></u> |

TABLE NO. 95
ARCHITECTS REGISTRATION FUND NO. 109
Year Ended August 31, 1970

| | | | |
|-------------------------------------|--|----|------------|
| NET CASH BALANCE, SEPTEMBER 1, 1969 | | \$ | 99 104 12 |
| RECEIPTS | | | |
| 224 | Professional Examination and Registration Fees | \$ | 43 923 00 |
| 620 | Unexpended Balances | | 4 392 30* |
| 621 | Service Charges | | 1 615 86* |
| 999 | Expenditure Refunds Applied | | 17 40 |
| | | | 37 932 24 |
| | TOTAL | | 137 036 36 |
| EXPENDITURES | | | |
| | | | 45 808 93 |
| NET CASH BALANCE, AUGUST 31, 1970. | | | 91 227 43 |
| | TOTAL | | 137 036 36 |

TABLE NO. 96
CENTRAL EDUCATION AGENCY OPERATING FUND NO. 112
Year Ended August 31, 1970

| | | | |
|-------------------------------------|---|--|---------------|
| NET CASH BALANCE, SEPTEMBER 1, 1969 | | | 2 675 126 30 |
| RECEIPTS | | | |
| 420 | Machinery and Equipment Sales | | 994 11 |
| 423 | Publication and Advertising Sales | | 8 763 60 |
| 426 | Other Sales | | 1 853 11 |
| 530 | Federal Grants | | 7 000 00 |
| 565 | Warrants Voided by Statute of Limitation | | 161 90 |
| 625 | Departmental Transfers--Sales of Supplies and Services | | 170 210 91 |
| 626 | Departmental Transfers--Appropriation and Fund Transfers | | 1 743 292 06* |
| 630 | Operating Fund Transfers | | 8 440 506 81 |
| 999 | Expenditure Refunds Applied | | 378 88 |
| | | | 6 886 577 26 |
| | TOTAL | | 9 561 703 56 |
| EXPENDITURES | | | |
| | | | 8 691 609 89 |
| NET CASH BALANCE, AUGUST 31, 1970 | | | 870 093 67 |
| | TOTAL | | 9 561 703 56 |

*Deductions

TABLE NO. 97
MUTUAL ASSESSMENT FUND NO. 113
Year Ended August 31, 1970

| | | | |
|---|----|----------|----------|
| NET CASH BALANCE, SEPTEMBER 1, 1969 | | \$ | 5 00 |
| RECEIPTS | | | |
| 310 Other Filing, Office and Service Fees | \$ | 2 475 00 | |
| 621 Service Charges | | 80 00* | 2 395 00 |
| | | | |
| TOTAL | | | 2 400 00 |
| EXPENDITURES | | | |
| | | | 2 400 00 |
| NET CASH BALANCE, AUGUST 31, 1970 | | | - 0 - |
| | | | |
| TOTAL | | | 2 400 00 |

TABLE NO. 98
REAL ESTATE LICENSE FUND NO. 114
Year Ended August 31, 1970

| | | | |
|---|--|------------|------------|
| NET CASH BALANCE, SEPTEMBER 1, 1969 | | | 185 720 74 |
| RECEIPTS | | | |
| 226 Other License, Permits and Registration Fees | | 492 331 00 | |
| 310 Other Filing, Office and Service Fees | | 30 713 60 | |
| 420 Machinery and Equipment Sales | | 174 52 | |
| 423 Publication and Advertising Sales | | 13 860 07 | |
| 620 Unexpended Balances | | 85 000 00* | |
| 626 Departmental Transfers--Appropriation and Fund Transfers | | 1 260 00* | |
| 999 Expenditure Refunds Applied | | 1 141 77 | 451 960 96 |
| | | | |
| TOTAL | | | 637 681 70 |
| EXPENDITURES | | | |
| | | | 421 210 57 |
| NET CASH BALANCE, AUGUST 31, 1970 | | | 216 471 13 |
| | | | |
| TOTAL | | | 637 681 70 |

*Deductions

TABLE NO. 99
INSURANCE FEE FUND NO. 115
Year Ended August 31, 1970

| | | | |
|-------------------------------------|---|----|---------------------|
| NET CASH BALANCE, SEPTEMBER 1, 1969 | | \$ | 1 599 916 07 |
| RECEIPTS | | | |
| 310 | Other Filing, Office and Service Fees | \$ | 353 303 28 |
| 621 | Service Charges | | 18 000 00* |
| 626 | Departmental Transfers--Appropriation and Fund Transfers | | 70 000 00 |
| TOTAL | | | <u>405 303 28</u> |
| EXPENDITURES | | | <u>2 005 219 35</u> |
| NET CASH BALANCE, AUGUST 31, 1970 | | | 435 000 00 |
| TOTAL | | | <u>1 570 219 35</u> |
| | | | <u>2 005 219 35</u> |

TABLE NO. 100
FEDERAL PUBLIC WELFARE ADMINISTRATION FUND NO. 117
Year Ended August 31, 1970

| | | | |
|-------------------------------------|---|--|----------------------|
| NET CASH BALANCE, SEPTEMBER 1, 1969 | | | 20 199 963 08 |
| RECEIPTS | | | |
| 500 | Interest on State Deposits | | 1 045 144 81 |
| 530 | Federal Grants | | 346 308 820 50 |
| 565 | Warrants Voided by Statute of Limitation | | 801 43 |
| 570 | Other Miscellaneous Governmental Revenue | | 8 198 35 |
| 626 | Departmental Transfers--Appropriation and Fund Transfers | | 326 347 304 15* |
| TOTAL | | | <u>21 015 660 94</u> |
| EXPENDITURES | | | <u>41 215 624 02</u> |
| NET CASH BALANCE, AUGUST 31, 1970 | | | 0 |
| TOTAL | | | <u>41 215 624 02</u> |
| | | | <u>42 215 624 02</u> |

*Deductions

TABLE NO. 101
 FEDERAL PUBLIC LIBRARY SERVICE FUND NO. 118
 Year Ended August 31, 1970

| | | | |
|-------------------------------------|--|----|--------------|
| NET CASH BALANCE, SEPTEMBER 1, 1969 | | \$ | 1 062 692 77 |
| RECEIPTS | | | |
| 199 | Refund of Revenue Applied | \$ | 16 536 36 |
| 500 | Interest on State Deposits | | 35 623 87 |
| 530 | Federal Grants | | 2 358 101 64 |
| 565 | Warrants Voided by Statute of Limitation | | 56 44 |
| 570 | Other Miscellaneous Governmental Revenue | | 33 46 |
| 999 | Expenditure Refunds Applied | | 330 91 |
| | | | 2 410 682 68 |
| | TOTAL | | 3 473 375 45 |
| EXPENDITURES | | | |
| | | | 2 602 124 84 |
| NET CASH BALANCE, AUGUST 31, 1970 | | | 871 250 61 |
| | TOTAL | | 3 473 375 45 |

TABLE NO. 102
 FIREWORKS LICENSE FUND NO. 119
 Year Ended August 31, 1970

| | | | |
|-------------------------------------|--|--|------------|
| NET CASH BALANCE, SEPTEMBER 1, 1969 | | | 16 725 41 |
| RECEIPTS | | | |
| 221 | Insurance Department Licenses and Registration Fees | | 27 371 34 |
| 620 | Unexpended Balances | | 16 725 41* |
| 626 | Departmental Transfers--Appropriation and Fund Transfers | | 20 000 00 |
| | | | 30 645 93 |
| | TOTAL | | 47 371 34 |
| EXPENDITURES | | | |
| | | | 30 000 00 |
| NET CASH BALANCE, AUGUST 31, 1970 | | | 17 371 34 |
| | TOTAL | | 47 371 34 |

*Deductions

TABLE NO. 103
 OMNIBUS TAX CLEARANCE FUND NO. 120
 Year Ended August 31, 1970

NET CASH BALANCE, SEPTEMBER 1, 1969

\$ 18 650 867 79

RECEIPTS

| | | | |
|-----|---|-------------------|----------------|
| 020 | Oil Production Tax | \$ 170 448 710 47 | |
| 022 | Natural and Casinghead Gas Tax | 96 376 591 52 | |
| 024 | Sulphur Tax | 4 235 006 66 | |
| 026 | Oil and Gas Regulation Tax | 2 151 805 33 | |
| 040 | Cement Tax | 2 986 765 09 | |
| 042 | Utilities Tax | 18 788 804 29 | |
| 044 | Telephone Companies Tax | 17 045 743 32 | |
| 046 | Oil and Gas Well Servicing Tax | 874 018 79 | |
| 050 | Express Companies Tax | 12 210 46 | |
| 052 | Carline Companies Tax | 13 738 67 | |
| 056 | Admission Tax | 3 088 971 94 | |
| 074 | Cigarette Tax | 174 647 473 80 | |
| 080 | Liquor Tax | 16 222 416 16 | |
| 082 | Wine Tax | 1 086 698 42 | |
| 084 | Ale Tax | 517 765 06 | |
| 087 | Telegraph Tax | 86 356 29 | |
| 090 | Beer Tax | 28 368 276 63 | |
| 096 | Motor Vehicle Tax | 96 629 075 26 | |
| 153 | Stock Share Transfer - Tax | 1 068 73* | |
| 155 | Insurance Companies Occupation Tax | 54 452 408 45 | |
| 172 | Coin Device Machine Tax | 1 285 263 54 | |
| 180 | Miscellaneous Occupation Taxes, Penalty and Interest | 83 912 30 | |
| 199 | Refunds of Revenue Applied | 907 338 32 | |
| 207 | Cigarette and Tobacco Tax Permit Fees | 289 342 81 | |
| 210 | Liquor Permit Fees | 764 335 54 | |
| 211 | Wine and Beer Permit Fees | 907 703 79 | |
| | | 692 269 664 18 | |
| | TOTAL | | 710 920 531 97 |

*Deductions

TABLE NO. 103 (CONTINUED)
 OMNIBUS TAX CLEARANCE FUND NO. 120
 Year Ended August 31, 1970

EXPENDITURES AND TRANSFERS OUT

| | | |
|--|----|-----------------------|
| Expenditure by Warrant Issue: | | |
| Pay Teachers Retirement System | \$ | 90 159 423 08 |
| Transfer to Trust/Optional Teacher Retirement | | 6 207 015 70 |
| Transfers to Funds: | | |
| General Revenue--Coin Machine Enforcement Fees | | 25 000 00 |
| General Revenue--Cigarette Tax | | 165 352 597 04 |
| General Revenue--Excess Priority Allocations | | 59 713 180 92 |
| Available School Fund 2 | | 136 522 060 37 |
| Old Age Assistance Fund 27 | | 50 000 000 00 |
| Comptroller's Operating Fund 62: | | |
| Crude Oil Fees | | 852 793 83 |
| Natural Gas Fees | | 483 431 36 |
| Cigarette Tax Fees | | 873 657 40 |
| Disabled Assistance Fund 101 | | 5 500 000 00 |
| Blind Assistance Fund 121 | | 1 400 000 00 |
| Children Assistance Fund 122 | | 18 100 000 00 |
| Medical Assistance Fund 149 | | 57 106 285 00 |
| Railroad Commission Operating Fund 155 | | 2 152 641 85 |
| Farm to Market Road Fund 189 | | 15 000 000 00 |
| Foundation School Fund 193 | | 80 035 383 57 |
| Refunds of Revenue Applied | | 907 338 32 |
| | \$ | <u>690 390 808 44</u> |
| TOTAL EXPENDITURE AND TRANSFERS OUT | | 690 390 808 44 |

NET CASH BALANCE, AUGUST 31, 1970

| | | |
|---|--|--------------|
| Reserved for Transfers--September 1, 1970 | | |
| Old Age Assistance Fund 27 | | 4 166 674 00 |
| Comptroller's Operating Fund 62: | | |
| Crude Oil Fees | | 69 486 58 |
| Natural Gas Fees | | 3 943 61 |

TABLE NO. 103 (CONTINUED)
OMNIBUS TAX CLEARANCE FUND NO. 120
 Year Ended August 31, 1970

NET CASH BALANCE, AUGUST 31, 1970 (CONTINUED)

| | | |
|--|-----------|-------------------------------------|
| Cigarette Tax Fees | \$ | 55 788 64 |
| Disabled Assistance Fund 101 | | 458 337 00 |
| Blind Assistance Fund 121 | | 116 674 00 |
| Children Assistance Fund 122 | | 1 508 337 00 |
| Medical Assistance Fund 149 | | 4 992 316 00 |
| Railroad Commission Operating Fund 155 | | <u>175 899 70</u> |
| TOTAL FOR TRANSFER | | 11 547 456 53 |
| Reserve for Payment: | | |
| Teachers Retirement System | | 8 428 459 00 |
| Optional Teacher Retirement | | <u>553 808 00</u> |
| TOTAL NET CASH BALANCE, AUGUST 31, 1970 | \$ | <u>20 529 723 53</u> |
| TOTAL | | <u><u>710 920 531 97</u></u> |

TABLE NO. 104
STATE BLIND AND CHILDREN ASSISTANCE FUNDS
 Year Ended August 31, 1970

| | State Blind Assistance Fund 121 | State Children Assistance Fund 122 |
|---|---------------------------------------|--|
| NET CASH BALANCE, SEPTEMBER 1, 1969 | \$ - 0 - | \$ - 0 - |
| RECEIPTS | | |
| 565 Warrants Voided by Statutes of Limitation | 153 61 | 617 45 |
| 620 Unexpended Balances | 153 61* | 617 45* |
| 626 Departmental Transfers--Appropriation and Fund Transfers | 1 400 000 00* | 18 100 000 00* |
| 650 Unappropriated From Fund 120 | 1 400 000 00 | 18 100 000 00 |
| TOTALS | - 0 - | - 0 - |
| EXPENDITURES | | |
| TOTALS | - 0 - | - 0 - |
| NET CASH BALANCE, AUGUST 31, 1970 | - 0 - | - 0 - |
| TOTALS | - 0 - | - 0 - |

TABLE NO. 105
WATER BOARD PLANNING FUND NO. 123
 Year Ended August 31, 1970

| | |
|--|------------|
| NET CASH BALANCE, SEPTEMBER 1, 1969 | 31 898 69 |
| RECEIPTS | |
| 530 Federal Grants | 132 397 70 |
| TOTAL | 164 296 39 |
| EXPENDITURES | |
| TOTAL | 150 819 01 |
| NET CASH BALANCE, AUGUST 31, 1970 | 13 477 38 |
| TOTAL | 164 296 39 |

* Deductions

TABLE NO. 106
LOCAL RECORDING AGENTS AND SOLICITORS LICENSE FUND NO. 124
Year Ended August 31, 1970

| | | |
|---|----|------------|
| NET CASH BALANCE, SEPTEMBER 1, 1969 | \$ | 55 892 91 |
| RECEIPTS | | |
| 221 Insurance Department License and Registration Fees | \$ | 74 828 53 |
| 224 Professional Examination and Registration Fees | | 19 457 58 |
| 621 Service Charges | | 7 479 02* |
| 626 Departmental Transfers--Appropriation and Fund Transfers | | 10 000 00 |
| | | 96 807 09 |
| TOTAL | | 152 700 00 |
| EXPENDITURES | | |
| | | 152 700 00 |
| NET CASH BALANCE, AUGUST 31, 1970 | | - 0 - |
| TOTAL | | 152 700 00 |

TABLE NO. 107
FEDERAL ECONOMIC OPPORTUNITY FUND NO. 127
Year Ended August 31, 1970

| | | |
|-------------------------------------|--|------------|
| NET CASH BALANCE, SEPTEMBER 1, 1969 | | 3 848 39 |
| RECEIPTS | | |
| 199 Refund of Revenue Applied | | 786 58 |
| 500 Interest on State Deposits | | 856 76 |
| 530 Federal Grants | | 278 335 02 |
| 999 Expenditure Refunds Applied | | 963 42 |
| | | 280 941 78 |
| TOTAL | | 284 790 17 |
| EXPENDITURES | | |
| | | 272 030 98 |
| NET CASH BALANCE, AUGUST 31, 1970 | | 12 759 19 |
| TOTAL | | 284 790 17 |

* Deduction

TABLE NO. 108
HOSPITAL LICENSING FUND NO. 129
 Year Ended August 31, 1970

| | | |
|--|----|-------------------------|
| NET CASH BALANCE, SEPTEMBER 1, 1969 | \$ | 26 098 97 |
| RECEIPTS | | |
| 214 Health Department Licenses Fees | \$ | 46 554 00 |
| 625 Departmental Transfers--Sale of Supplies and Services | | 722 50 |
| 999 Expenditure Refunds Applied | | 20 61 |
| | | <u>47 297 11</u> |
| TOTAL | | <u><u>73 396 08</u></u> |
| EXPENDITURES | | |
| | | 55 507 14 |
| NET CASH BALANCE, AUGUST 31, 1970 | | <u>17 888 94</u> |
| TOTAL | | <u><u>73 396 08</u></u> |

TABLE NO. 109
FEDERAL BLIND AND CHILDREN ASSISTANCE FUNDS
 Year Ended August 31, 1970

| | <u>Federal Blind Assistance Fund 131</u> | <u>Federal Children Assistance Fund 132</u> |
|---|--|---|
| NET CASH BALANCE, SEPTEMBER 1, 1969 | - 0 - | - 0 - |
| RECEIPTS | | |
| 565 Warrants Voided by Statute of Limitation | 472 39 | 2 824 55 |
| 626 Departmental Transfers--Appropriation and Fund Transfers | | |
| | 472 39* | 2 824 55* |
| TOTAL RECEIPTS | - 0 - | - 0 - |
| TOTALS | - 0 - | - 0 - |
| EXPENDITURES FOR ASSISTANCE | | |
| | - 0 - | - 0 - |
| NET CASH BALANCE, AUGUST 31, 1970 | - 0 - | - 0 - |
| TOTALS | - 0 - | - 0 - |
| *Deductions | - 0 - | - 0 - |

TABLE NO. 110
ECONOMIC OPPORTUNITY WELFARE FUND NO. 133
Year Ended August 31, 1970

| | | |
|---|--|---------------------|
| NET CASH BALANCE, SEPTEMBER 1, 1969 | | \$ 92 604 42 |
| RECEIPTS | | |
| 626 Departmental Transfers--Appropriation and Fund Transfers | | 92 604 42* |
| TOTAL | | <u>- 0 -</u> |
| EXPENDITURES | | <u>- 0 -</u> |
| NET CASH BALANCE, AUGUST 31, 1970 | | <u>- 0 -</u> |
| TOTAL | | <u><u>- 0 -</u></u> |

TABLE NO. 111
FEDERAL OLDER AMERICANS FUND NO. 134
Year Ended August 31, 1970

| | | |
|-------------------------------------|-------------|--------------------------|
| NET CASH BALANCE, SEPTEMBER 1, 1969 | | 130 450 97 |
| RECEIPTS | | |
| 500 Interest on State Deposits | \$ 3 878 53 | |
| 530 Federal Grants | 377 780 27 | |
| 999 Expenditure Refunds Applied | 132 00 | 381 790 80 |
| TOTAL | | <u>512 241 77</u> |
| EXPENDITURES | | 492 082 26 |
| NET CASH BALANCE, AUGUST 31, 1970 | | <u>20 159 51</u> |
| TOTAL | | <u><u>512 241 77</u></u> |

* Deduction

TABLE NO. 112
FEDERAL MENTAL HEALTH AND MENTAL RETARDATION FUND NO. 135
Year Ended August 31, 1970

| | | |
|-------------------------------------|----|--------|
| NET CASH BALANCE, SEPTEMBER 1, 1969 | \$ | 626 20 |
| RECEIPTS | | |
| 500 Interest on State Deposits | | 20 44 |
| TOTAL | | 646 64 |
| EXPENDITURES | | |
| NET CASH BALANCE, AUGUST 31, 1970 | | - 0 - |
| TOTAL | | 646 64 |

TABLE NO. 113
CHIROPRACTIC EXAMINERS FUND NO. 140
Year Ended August 31, 1970

| | | |
|---|----|-----------|
| NET CASH BALANCE, SEPTEMBER 1, 1969 | | 13 618 87 |
| RECEIPTS | | |
| 224 Professional Examination and Registration Fees | \$ | 27 170 00 |
| 500 Interest on State Deposits | | 505 02* |
| 625 Departmental Transfers--Sales of Supplies and Services | | 40 00 |
| 999 Expenditure Refunds Applied | | 48 92 |
| TOTAL | | 26 753 90 |
| EXPENDITURES | | |
| NET CASH BALANCE, AUGUST 31, 1970 | | 27 043 85 |
| TOTAL | | 13 328 92 |
| | | 40 372 77 |

*Deductions

TABLE NO. 114
FEDERAL ADULT BLIND FUND NO. 141
Year Ended August 31, 1970

| | | | |
|-------------------------------------|--|----|----------------------------|
| NET CASH BALANCE, SEPTEMBER 1, 1969 | | \$ | 131 158 60 |
| RECEIPTS | | | |
| 420 | Machinery and Equipment Sales | \$ | 1 539.64 |
| 500 | Interest on State Deposits | | 4,570 25 |
| 530 | Federal Grants | | 3,622,080.00 |
| 565 | Warrants Voided by Statute of Limitations | | 26.95 |
| 625 | Departmental Transfers--Sale of Supplies and Services | | 18 948 50 |
| 999 | Expenditure Refunds Applied | | 29 029 40 |
| | TOTAL | | <u>3 676 194 74</u> |
| EXPENDITURES | | | <u>3 807 353 34</u> |
| NET CASH BALANCE, AUGUST 31, 1970 | | | 206 390 87 |
| TOTAL | | | <u><u>3 807 353 34</u></u> |

TABLE NO. 115
FEDERAL HEALTH, EDUCATION AND WELFARE FUND NO. 148
Year Ended August 31, 1970

| | | | |
|-------------------------------------|---|--|-----------------------------|
| NET CASH BALANCE, SEPTEMBER 1, 1969 | | | 829 898 79 |
| RECEIPTS | | | |
| 199 | Revenue Refunds Applied | | 2 711 75 |
| 310 | Other Filing, Office and Service Fees | | 23 148 18 |
| 500 | Interest on State Deposits | | 147 739 54 |
| 530 | Federal Grants | | 111 727 117 66 |
| 565 | Warrants Voided by Statute of Limitation | | 1 818 99 |
| 625 | Departmental Transfers--Sales of Supplies and Services | | 168 974 81 |
| 626 | Departmental Transfers--Appropriation and Fund Transfers | | 81 897 178 26* |
| 999 | Expenditure Refunds Applied | | 634 116 68 |
| | TOTAL | | <u>30 808 449 35</u> |
| EXPENDITURES | | | <u>29 740 358 93</u> |
| NET CASH BALANCE, AUGUST 31, 1970 | | | 1 897 989 21 |
| TOTAL | | | <u><u>31 638 348 14</u></u> |
| * Deduction | | | |

TABLE NO. 116
 MEDICAL ASSISTANCE FUND NO. 149
 Year Ended August 31, 1970

| | | | |
|-------------------------------------|---|----|----------------------|
| NET CASH BALANCE, SEPTEMBER 1, 1969 | | \$ | - 0 - |
| RECEIPTS | | | |
| 565 | Warrants Voided by Statute of Limitation | \$ | 18 67 |
| 620 | Unexpended Balances | | 18 67* |
| 626 | Departmental Transfers--Appropriation and Fund Transfers | | |
| 650 | Unappropriated From Fund 120 | | 57 106 285 00* |
| | | | <u>57 106 285 00</u> |
| | TOTAL | | <u>- 0 -</u> |
| EXPENDITURES | | | |
| | | | - 0 - |
| NET CASH BALANCE, AUGUST 31, 1970 | | | <u>- 0 -</u> |
| | TOTAL | | <u>- 0 -</u> |

TABLE NO. 117
 AIRCRAFT FUEL TAX FUND NO. 150
 Year Ended August 31, 1970

| | | | |
|-------------------------------------|---|--|---------------------|
| NET CASH BALANCE, SEPTEMBER 1, 1969 | | | 1 164 730 51 |
| RECEIPTS | | | |
| 310 | Other Filing, Office and Service Fees | | 626 50 |
| 420 | Machinery and Equipment Sales | | 200 00 |
| 621 | Service Charges | | 30 373 32* |
| 662 | Unclaimed Aircraft Refunds | | 560 552 31 |
| 625 | Departmental Transfers--Sales of Supplies and Services | | 220 00 |
| 626 | Departmental Transfers--Appropriation and Fund Transfers | | 30 000 00* |
| 999 | Expenditure Refunds Applied | | 9 412 45 |
| | | | <u>510 637 94</u> |
| | TOTAL | | <u>1 675 368 45</u> |
| EXPENDITURES | | | |
| | | | 1 000 690 37 |
| NET CASH BALANCE, AUGUST 31, 1970 | | | <u>674 678 08</u> |
| | TOTAL | | <u>1 675 368 45</u> |

*Deductions

TABLE NO. 118
ESCHEAT EXPENSE AND REIMBURSEMENT FUND NO. 152
 Year Ended August 31, 1970

| | | | |
|--|-----------------------------|----|-------------------|
| NET CASH BALANCE, SEPTEMBER 1, 1969 | | \$ | 200 275 56 |
| RECEIPTS | | | |
| 199 | Refund of Revenue Applied | \$ | 15 380 91 |
| 562 | Escheated Estates | | 65 903 69 |
| 999 | Expenditure Refunds Applied | | 270 51 |
| | TOTAL | | <u>81 555 11</u> |
| EXPENDITURES | | | |
| | | | <u>281 830 67</u> |
| NET CASH BALANCE, AUGUST 31, 1970 | | | 81 015 52 |
| | TOTAL | | <u>200 815 15</u> |
| | | | <u>281 830 67</u> |

TABLE NO. 119
WATER QUALITY FUND NO. 153
 Year Ended August 31, 1970

| | | | |
|--|--|--|-------------------|
| NET CASH BALANCE, SEPTEMBER 1, 1969 | | | 231 321 52 |
| RECEIPTS | | | |
| 530 | Federal Grants | | 484 291 00 |
| 565 | Warrants Voided by Statute of Limitation | | 173 79 |
| 999 | Expenditure Refunds Applied | | 60 00 |
| | TOTAL | | <u>484 524 79</u> |
| EXPENDITURES | | | |
| | | | <u>715 846 31</u> |
| NET CASH BALANCE, AUGUST 31, 1970 | | | 283 459 24 |
| | TOTAL | | <u>432 387 07</u> |
| | | | <u>715 846 31</u> |

TABLE NO. 120
TEXAS A & I UNIVERSITY SPECIAL MINERAL FUND NO. 154
Year Ended August 31, 1970

| | | |
|-------------------------------------|----|-----------|
| NET CASH BALANCE, SEPTEMBER 1, 1969 | \$ | 34 839 04 |
| RECEIPTS | | |
| 402 Oil and Gas Royalties | | 19 913 38 |
| TOTAL | | 54 752 42 |
| EXPENDITURES | | |
| NET CASH BALANCE, AUGUST 31, 1970 | | 52 359 82 |
| TOTAL | | 54 752 42 |

TABLE NO. 121
RAILROAD COMMISSION OPERATING FUND NO. 155
Year Ended August 31, 1970

| | | |
|---|--------------|--------------|
| NET CASH BALANCE, SEPTEMBER 1, 1969 | | 235 987 54 |
| RECEIPTS | | |
| 100 Gas Utility Administration Tax | 1 530 418 15 | |
| 223 Motor Carrier Permit License Fees and Fines | 760 633 15 | |
| 226 Other Licenses, Permits and Registration Fees | 191 987 59 | |
| 420 Machinery and Equipment Sales | 2 125 62 | |
| 423 Publication and Advertising Sales | 19 239 46 | |
| 426 Other Sales | 56 47 | |
| 540 Other Donations and Grants | 27 635 92 | |
| 564 Insurance and Damages | 135 85 | |
| 650 Unappropriated from Fund 120 | 2 152 641 85 | |
| 999 Expenditure Refunds Applied | 2 716 28 | |
| TOTAL | | 4 687 590 34 |
| EXPENDITURES | | |
| NET CASH BALANCE, AUGUST 31, 1970 | | 800 175 54 |
| TOTAL | | 4 923 577 88 |

TABLE NO. 122
INDUSTRIAL REVOLVING FUND NO. 156
 Year Ended August 31, 1970

| | | | |
|---|--|----|---------------------|
| NET CASH BALANCE, SEPTEMBER 1, 1969 | | \$ | 760 634 46 |
| RECEIPTS | | | |
| 422 Processed Products Sales | | \$ | 1 056 283 98 |
| 426 Other Sales | | | 8 239 82 |
| 625 Departmental Transfers--Sales of Supplies and Services | | | 4 462 630 95 |
| 999 Expenditure Refunds Applied | | | 3 190 46 |
| | | | <u>5 530 345 21</u> |
| TOTAL | | | <u>6 290 979 67</u> |
| EXPENDITURES | | | |
| | | | <u>5 282 789 98</u> |
| NET CASH BALANCE, AUGUST 31, 1970 | | | <u>1 008 189 69</u> |
| TOTAL | | | <u>6 290 979 67</u> |

TABLE NO. 123
ALABAMA--COUSHATTA MINERAL FUND NO. 157
 Year Ended August 31, 1970

| | | | |
|-------------------------------------|--|--|--------------|
| NET CASH BALANCE, SEPTEMBER 1, 1969 | | | 4 22 |
| RECEIPTS | | | |
| | | | <u>- 0 -</u> |
| TOTAL | | | <u>4 22</u> |
| EXPENDITURES | | | |
| | | | <u>- 0 -</u> |
| NET CASH BALANCE, AUGUST 31, 1970 | | | <u>4 22</u> |
| TOTAL | | | <u>4 22</u> |

TABLE NO. 124
WATER RIGHTS ADMINISTRATION FUND NO. 158
Year Ended August 31, 1970

| | | |
|-------------------------------------|----|-------|
| NET CASH BALANCE, SEPTEMBER 1, 1969 | \$ | 3 33 |
| RECEIPTS | | - 0 - |
| TOTAL | | 3 33 |
| EXPENDITURES | | - 0 - |
| NET CASH BALANCE, AUGUST 31, 1970 | | 3 33 |
| TOTAL | | 3 33 |

TABLE NO. 125
FEDERAL MEDICAL ASSISTANCE FUND NO. 159
Year Ended August 31, 1970

| | | |
|---|----|--------|
| NET CASH BALANCE, SEPTEMBER 1, 1969 | | - 0 - |
| RECEIPTS | | |
| 565 Warrants Voided by Statute of Limitations | \$ | 37 33 |
| 626 Departmental Transfers--Appropriation and Fund Transfers | | 37 33* |
| TOTAL | | - 0 - |
| EXPENDITURES | | - 0 - |
| NET CASH BALANCE, AUGUST 31, 1970 | | - 0 - |
| TOTAL | | - 0 - |

*Deductions

TABLE NO. 126
SPECIAL FUNDS FOR INSURANCE DEPARTMENT
Year Ended August 31, 1970

| | <u>Casualty Insurance Fund 161</u> | <u>Title Insurance Fund 162</u> |
|---|--|---|
| NET CASH BALANCE, SEPTEMBER 1, 1969 | \$ 119 602 94 | \$ 53 048 24 |
| RECEIPTS | | |
| 157 Insurance Companies Maintenance | 149 016 76 | 24 403 29 |
| 621 Service Charges | 9 400 00* | 2 000 00* |
| 626 Departmental Transfers--Appropriation and Fund Transfers | 30 000 00 | - 0 - |
| TOTAL RECEIPTS | <u>169 616 76</u> | <u>22 403 29</u> |
| TOTAL | <u>289 219 70</u> | <u>75 451 53</u> |
| EXPENDITURES | | |
| NET CASH BALANCE, AUGUST 31, 1970 | <u>150 000 00</u> | <u>45 000 00</u> |
| TOTAL | <u>139 219 70</u> | <u>30 451 53</u> |
| | <u>289 219 70</u> | <u>75 451 53</u> |

TABLE NO. 127
CONSERVATORS EXPENSE FUND NO. 164
Year Ended August 31, 1970

| | | |
|-------------------------------------|--|------------------|
| NET CASH BALANCE, SEPTEMBER 1, 1969 | | 25 000 00 |
| RECEIPTS | | |
| 562 Escheated Estates | | 53 635 46 |
| TOTAL | | <u>78 635 46</u> |
| EXPENDITURES | | |
| NET CASH BALANCE, AUGUST 31, 1970 | | 53 856 09 |
| TOTAL | | <u>24 779 37</u> |
| | | <u>78 635 46</u> |

* Deductions

TABLE NO. 128
UNEMPLOYMENT COMPENSATION SPECIAL ADMINISTRATION FUND NO. 165
Year Ended August 31, 1970

| | | |
|-------------------------------------|--|---------------------|
| NET CASH BALANCE, SEPTEMBER 1, 1969 | | \$ 1 067 739 15 |
| RECEIPTS | | |
| 199 | Revenue Refunds Applied | \$ 7 568 87 |
| 402 | Oil and Gas Royalties | 14 47 |
| 441 | Rental, Lands and Buildings | 4 716 00 |
| 551 | Other Penalties | 417 322 07 |
| 565 | Warrants Voided by Statute of Limitation | 32 07 |
| 621 | Service Charges | 324 803 34 |
| 999 | Expenditure Refunds Applied | 18 35 |
| TOTAL | | <u>754 475 17</u> |
| | | <u>1 822 214 32</u> |
| EXPENDITURES | | |
| | | 547 869 94 |
| NET CASH BALANCE, AUGUST 31, 1970 | | <u>1 274 344 38</u> |
| TOTAL | | <u>1 822 214 32</u> |

TABLE NO. 129
WELFARE ADMINISTRATION OPERATING FUND NO. 166
Year Ended August 31, 1970.

| | | |
|-------------------------------------|---|----------------------|
| NET CASH BALANCE, SEPTEMBER 1, 1969 | | \$ 2 446 513 42 |
| RECEIPTS | | |
| 420 | Machinery and Equipment Sales | \$ 3 419 22 |
| 443 | Other Rentals, Leases and Easements | 349 92 |
| 530 | Federal Grants | 2 501 125 86 |
| 564 | Insurance and Damages | 694 45 |
| 565 | Warrants Voided by Statute of Limitation | 272 00 |
| 570 | Other Miscellaneous Governmental Revenue | 2 348 95* |
| 620 | Unexpended Balances | 40 380 92* |
| 625 | Departmental Transfers--Sales of Supplies and Services | 139 762 69 |
| 626 | Departmental Transfers--Appropriation and Fund Transfers | 23 906 358 61 |
| 630 | Operating Fund Transfers from: General Revenue Fund 1 | 6 524 459 00 |
| 999 | Expenditure Refunds Applied | 88 162 86 |
| | TOTAL | <u>33 121 874 74</u> |
| | | <u>35 568 388 16</u> |
| EXPENDITURES | | |
| | | 32 926 139 49 |
| NET CASH BALANCE, AUGUST 31, 1970 | | 2 642 248 67 |
| TOTAL | | <u>35 568 388 16</u> |

*Deductions

TABLE NO. 130
WELFARE ASSISTANCE OPERATING FUND NO. 167
Year Ended August 31, 1970

| | | |
|---|-------------------|----------------------------------|
| NET CASH BALANCE, SEPTEMBER 1, 1969 | | \$ 31 419 153 04 |
| RECEIPTS | | |
| 530 Federal Grants | \$ 27 128 688 21 | |
| 570 Other Miscellaneous Governmental Revenue | 3 431 00 | |
| 620 Unexpended Balances: | | |
| To General Revenue Fund 1 | 551 287 32* | |
| 626 Departmental Transfers--Appropriation and Fund Transfers | 232 036 005 43 | |
| 999 Expenditure Refunds Applied | <u>767 773 82</u> | <u>259 384 611 14</u> |
| TOTAL | | <u><u>290 803 764 18</u></u> |
| EXPENDITURES | | |
| Old Age Assistance | 176 406 569 34 | |
| Blind Assistance | 3 829 309 00 | |
| Children Assistance | 76 950 189 66 | |
| Medical Care--Other | 4 014 27* | |
| Disabled Assistance | 17 462 316 92 | |
| Medical Care--Hospital | 1 285 65* | |
| Departmental Transfers--Purchase of Supplies and Services (Medicare) | 14 967 795 13 | |
| Expenditure Refunds Applied | <u>767 773 82</u> | <u>290 378 653 95</u> |
| NET CASH BALANCE, AUGUST 31, 1970 | | <u><u>425 110 23</u></u> |
| TOTAL | | <u><u>290 803 764 18</u></u> |

*Deductions

TABLE NO. 131
WELFARE ASSISTANCE FUND NO. 168
Year Ended August 31, 1970

| | | |
|---|---------------------|------------------------------|
| NET CASH BALANCE, SEPTEMBER 1, 1969 | \$ | 5 000 00 |
| RECEIPTS | | |
| 626 Departmental Transfers--Appropriation and Fund Transfers | \$ 203 559 461 03 | |
| 999 Expenditure Refunds Applied | <u>3 965 260 99</u> | <u>207 524 722 02</u> |
| TOTAL | | <u><u>207 529 722 02</u></u> |
| EXPENDITURES | | |
| Children Assistance | 306 236 77 | |
| Medical Care--Other | 108 454 730 27 | |
| Medical Care--Hospital | 93 153 121 43 | |
| Expenditure Refunds Applied | <u>3 965 260 99</u> | <u>205 879 349 46</u> |
| NET CASH BALANCE, AUGUST 31, 1970 | | <u>1 650 372 56</u> |
| TOTAL | | <u><u>207 529 722 02</u></u> |

TABLE NO. 132
SPECIAL FUNDS FOR TEXAS EDUCATION AGENCY
Year Ended August 31, 1970

| | <u>Federal Veterans' Education Fund 169</u> | <u>Federal School Lunch Fund 171</u> |
|---|---|--|
| NET CASH BALANCE, SEPTEMBER 1, 1969 | \$ 91 806 15 | \$ 66 738 71 |
| RECEIPTS | | |
| 500 Interest on State Deposits | 2 857 26 | 8 460 01 |
| 530 Federal Grants | 213 795 29 | 19 509 075 23 |
| 626 Departmental Transfers--Appropriation and Fund Transfers | 257 106 68* | 39 791 94* |
| 999 Expenditure Refunds Applied | - 0 - | 14 012 01 |
| TOTAL | 51 352 02 | 19 558 494 02 |
| EXPENDITURE | - 0 - | 19 503 281 95 |
| NET CASH BALANCE, AUGUST 31, 1970 | 51 352 02 | 55 212 07 |
| TOTALS | 51 352 02 | 19 558 494 02 |

*Deductions

TABLE NO. 133
BURIAL ASSOCIATION RATE FUND NO. 180
Year Ended August 31, 1970

| | | |
|---|----|-----------|
| NET CASH BALANCE, SEPTEMBER 1, 1969 | \$ | 19 160 05 |
| RECEIPTS | | |
| 157 Insurance Companies Maintenance Tax | \$ | 1 255 65 |
| 621 Service Charges | | 300 00* |
| 626 Departmental Transfers--Appropriation and Fund Transfers | | 2 000 00 |
| | | 2 955 65 |
| TOTAL | | 22 115 70 |
| EXPENDITURES | | |
| | | 3 000 00 |
| NET CASH BALANCE, AUGUST 31, 1970 | | 19 115 70 |
| TOTAL | | 22 115 70 |

TABLE NO. 134
A & M UNIVERSITY WORKMEN'S COMPENSATION INSURANCE FUND NO. 185
Year Ended August 31, 1970

| | | |
|-------------------------------------|--|-----------|
| NET CASH BALANCE, SEPTEMBER 1, 1969 | | 39 469 86 |
| RECEIPTS | | |
| TOTAL | | - 0 - |
| EXPENDITURES | | |
| | | 39 362 81 |
| NET CASH BALANCE, AUGUST 31, 1970 | | 107 05 |
| TOTAL | | 39 469 86 |

* Deduction

TABLE NO. 135
 COLLEGE BUILDING FUND 1948 - 1957 NO. 186
 Year Ended August 31, 1970

NET CASH BALANCE, SEPTEMBER 1, 1969

\$ - 0 -

RECEIPTS

| | | | | | |
|-----|--|----|----|-----------|-------|
| 001 | Ad Valorem Tax | | \$ | 4 701 45 | |
| 500 | Interest on State Deposits | | | 118 46 | |
| 626 | Departmental Transfers--Appropriation and Fund Transfer to: | | | | |
| 194 | Tarleton College Building Fund | \$ | | 275 75* | |
| 195 | University of Texas at Arlington Building Fund | | | 297 40* | |
| 196 | Texas Woman's University Building Fund | | | 555 73* | |
| 197 | Texas A & I University Building Fund | | | 229 21* | |
| 198 | University of Texas at El Paso Building Fund | | | 227 47* | |
| 199 | Texas Technological University Building Fund | | | 797 64* | |
| 200 | East Texas State University Building Fund | | | 390 73* | |
| 201 | North Texas State University Building Fund | | | 609 49* | |
| 202 | Sam Houston State University Building Fund | | | 267 54* | |
| 203 | Southwest Texas University Building Fund | | | 327 02* | |
| 204 | Stephen F. Austin University Building Fund | | | 219 50* | |
| 205 | Sul Ross University Building Fund | | | 103 78* | |
| 206 | West Texas State University Building Fund | | | 261 07* | |
| 207 | Prairie View A & M College Building Fund | | | 257 58* | |
| | | | | 4 819 91* | - 0 - |
| | TOTAL | | | | - 0 - |
| | EXPENDITURES | | | | - 0 - |
| | NET CASH BALANCE, AUGUST 31, 1970 | | | | - 0 - |
| | TOTAL | | | | - 0 - |

*Deductions

TABLE NO. 136
FARM TO MARKET ROAD FUND NO. 189
Year Ended August 31, 1970

| | | |
|---|-------------------|---------------|
| NET CASH BALANCE, SEPTEMBER 1, 1969 | | \$ 960 765 01 |
| RECEIPTS | | |
| 626 Departmental Transfers--Appropriation and Fund Transfers | | |
| 650 Unappropriated from Fund 120 | \$ 15 960 765 01* | |
| | 15 000 000 00 | 960 765 01* |
| TOTAL | | - 0 - |
| EXPENDITURES | | - 0 - |
| NET CASH BALANCE, AUGUST 31, 1970 | | - 0 - |
| TOTAL | | - 0 - |

TABLE NO. 137
VETERANS LAND FUND, DIVISION A, NO. 190
Year Ended August 31, 1970

| | | |
|---|---------------|--------------|
| NET CASH BALANCE, SEPTEMBER 1, 1969 | | 14 808 24 |
| RECEIPTS | | |
| 500 Interest on State Deposits | 1 267 58 | |
| 510 Interest on Investments Bonds | 553 188 88 | |
| 515 Interest on Land Sales | 242 336 60 | |
| 563 Forfeitures | 150 00 | |
| 607 Sale or Redemption of Investments, U. S. Government Securities | 1 115 000 00 | |
| 617 Repayments of Principal--Veterans Land Notes | 643 679 83 | |
| 626 Departmental Transfers--Appropriation and Fund Transfers | 1 197 000 00* | |
| 627 Amortization of Premiums and Discount--Purchased | 90 075 00* | 1 268 547 89 |
| TOTAL | | 1 283 356 13 |
| EXPENDITURES | | |
| 050 Principal on State Bonds | 1 010 000 00 | |
| 055 Interest on State Bonds | 230 027 50 | |
| 083 Discount on Investments | 300 00 | |
| 085 Premium on Investments | 375 00* | 1 239 952 50 |
| NET CASH BALANCE, AUGUST 31, 1970 | | 43 403 63 |
| TOTAL | | 1 283 356 13 |
| *Deductions | | |

TABLE NO. 138
 VETERANS LAND FUNDS, DIVISION A, INVESTMENTS
 Year Ended August 31, 1970

INVESTMENT ACCOUNT

Investment Held,
 September 1, 1969

U. S. Government Securities
 State Bonds

TOTAL

Add: Investment Purchased
 U. S. Government Securities

Less: Investments Redeemed
 U. S. Government Securities

INVESTMENTS HELD AUGUST 31, 1970

U. S. Government Securities
 State Bonds

TOTAL

| | Fund 190 | Reserve Series 1949 Fund 278 | Reserve Series 1950 Fund 279 | Reserve Series 1950A Fund 280 |
|--|----------------------|------------------------------------|------------------------------------|-------------------------------------|
| | \$ 10 216 800 00 | \$ 600 000 00 | \$ 1 200 000 00 | \$ 1 200 000 00 |
| | 16 000 00 | - 0 - | - 0 - | - 0 - |
| | <u>10 232 800 00</u> | <u>600 000 00</u> | <u>1 200 000 00</u> | <u>1 200 000 00</u> |
| | <u>- 0 -</u> | <u>- 0 -</u> | <u>- 0 -</u> | <u>- 0 -</u> |
| | <u>1 115 000 00</u> | <u>- 0 -</u> | <u>- 0 -</u> | <u>- 0 -</u> |
| | 9 101 800 00 | 600 000 00 | 1 200 000 00 | 1 200 000 00 |
| | 16 000 00 | - 0 - | - 0 - | - 0 - |
| | <u>9 117 800 00</u> | <u>600 000 00</u> | <u>1 200 000 00</u> | <u>1 200 000 00</u> |

TABLE NO. 139
FOUNDATION SCHOOL FUND NO. 193
Year Ended August 31, 1970

| | | |
|-------------------------------------|--|-----------------------------|
| NET CASH BALANCE, SEPTEMBER 1, 1969 | | \$ - 0 - |
| RECEIPTS | | |
| 650 Unappropriated from Fund 120 | | 80 035 383 87 |
| TOTAL | | <u>80 035 383 87</u> |
| EXPENDITURES | | <u>80 035 383 87</u> |
| NET CASH BALANCE, AUGUST 31, 1970 | | - 0 - |
| TOTAL | | <u><u>80 035 383 87</u></u> |

TABLE NO. 140
TARLETON STATE COLLEGE BUILDING FUND NO. 194
Year Ended August 31, 1970

| | | |
|---|---------------|------------------------|
| NET CASH BALANCE, SEPTEMBER 1, 1969 | | 2 349 16 |
| RECEIPTS | | |
| 500 Interest on State Deposits | \$ 18 38 | |
| 626 Departmental Transfers--Appropriation and Fund Transfers | | 294 13 |
| TOTAL | <u>275 75</u> | <u>2 643 29</u> |
| EXPENDITURES | | <u>2 358 08</u> |
| NET CASH BALANCE, AUGUST 31, 1970 | | 285 21 |
| TOTAL | | <u><u>2 643 29</u></u> |

TABLE NO. 141
UNIVERSITY OF TEXAS AT ARLINGTON BUILDING FUND NO. 195
Year Ended August 31, 1970

| | | | |
|-------------------------------------|---|----|----------|
| NET CASH BALANCE, SEPTEMBER 1, 1969 | | \$ | 900 60 |
| RECEIPTS | | | |
| 500 | Interest on State Deposits | \$ | 25 97 |
| 626 | Departmental Transfers--Appropriation and Fund Transfers | | 297 40 |
| | | | 323 37 |
| | TOTAL | | 1 223 97 |
| EXPENDITURES | | | |
| | NET CASH BALANCE, AUGUST 31, 1970 | | 301 60 |
| | TOTAL | | 1 223 97 |

TABLE NO. 142
TEXAS WOMAN'S UNIVERSITY BUILDING FUND NO. 196
Year Ended August 31, 1970

| | | | |
|-------------------------------------|---|--|----------|
| NET CASH BALANCE, SEPTEMBER 1, 1969 | | | 1 702 48 |
| RECEIPTS | | | |
| 500 | Interest on State Deposits | | 30 26 |
| 626 | Departmental Transfers--Appropriation and Fund Transfers | | 555 73 |
| | | | 585 99 |
| | TOTAL | | 2 288 47 |
| EXPENDITURES | | | |
| | NET CASH BALANCE, AUGUST 31, 1970 | | 715 69 |
| | TOTAL | | 1 572 78 |
| | | | 2 288 47 |

TABLE NO. 143
 TEXAS A & M UNIVERSITY BUILDING FUND NO. 197
 Year Ended August 31, 1970

| | | | |
|-------------------------------------|---|----|-----------------|
| NET CASH BALANCE, SEPTEMBER 1, 1969 | | \$ | 1 244 20 |
| RECEIPTS | | | |
| 500 | Interest on State Deposits | \$ | 4 22 |
| 626 | Departmental Transfers--Appropriation and Fund Transfers | | 229 21 |
| | | | <u>233 43</u> |
| TOTAL | | | <u>1 477 63</u> |
| EXPENDITURES | | | |
| NET CASH BALANCE, AUGUST 31, 1970 | | | 1 244 20 |
| TOTAL | | | <u>233 43</u> |
| | | | <u>1 477 63</u> |

TABLE NO. 144
 UNIVERSITY OF TEXAS AT EL PASO BUILDING FUND NO. 198
 Year Ended August 31, 1970

| | | | |
|-------------------------------------|---|--|---------------|
| NET CASH BALANCE, SEPTEMBER 1, 1969 | | | 698 54 |
| RECEIPTS | | | |
| 500 | Interest on State Deposits | | 19 42 |
| 626 | Departmental Transfers--Appropriation and Fund Transfers | | 227 47 |
| | | | <u>246 89</u> |
| TOTAL | | | <u>945 43</u> |
| EXPENDITURES | | | |
| NET CASH BALANCE, AUGUST 31, 1970 | | | - 0 - |
| TOTAL | | | <u>945 43</u> |
| | | | <u>945 43</u> |

TABLE NO. 145
 TEXAS TECHNOLOGICAL UNIVERSITY BUILDING FUND NO. 199
 Year Ended August 31, 1970

| | | |
|--|----|----------|
| NET CASH BALANCE, SEPTEMBER 1, 1969 | \$ | 2 414 44 |
| RECEIPTS | | |
| 500 Interest on State Deposits | \$ | 17 73 |
| 626 Departmental Transfers--Appropriation and Fund Transfers | | 797 64 |
| TOTAL | | 815 37 |
| EXPENDITURES | | |
| NET CASH BALANCE, AUGUST 31, 1970 | | 3 229 81 |
| TOTAL | | 2 414 44 |
| | | 815 37 |
| | | 3 229 81 |

TABLE NO. 146
 BUILDING FUNDS FOR SENIOR COLLEGES
 Year Ended August 31, 1970

| | East Texas Fund 200 | Sam Houston Fund 202 | Southwest Fund 203 | Stephen F. Austin Fund 204 | Sul Ross Fund 205 | West Texas State Univ. Fund 206 |
|--|------------------------|-------------------------|-----------------------|----------------------------------|----------------------|---------------------------------------|
| NET CASH BALANCE, SEPTEMBER 1, 1969 | \$ 1 191 87 | \$ 5 852 12 | \$ 988 49 | \$ 18 739 82 | \$ 1 232 23 | \$ 799 50 |
| RECEIPTS | | | | | | |
| 500 Interest on State Deposits | 33 04 | 170 44 | 9 29 | 548 88 | 35 71 | 20 66 |
| 626 Departmental Transfers--Appropriation and Fund Transfers | 390 73 | 267 54 | 327 02 | 219 50 | 103 78 | 261 07 |
| TOTAL RECEIPTS | 423 77 | 437 98 | 336 31 | 768 38 | 139 49 | 281 73 |
| TOTALS | 1 615 64 | 6 290 10 | 1 324 80 | 19 508 20 | 1 371 72 | 1 081 23 |
| EXPENDITURES | - 0 - | - 0 - | 997 78 | - 0 - | - 0 - | 817 99 |
| NET CASH BALANCE, AUGUST 31, 1970 | 1 615 64 | 6 290 10 | 327 02 | 19 508 20 | 1 371 72 | 263 24 |
| TOTALS | 1 615 64 | 6 290 10 | 1 324 80 | 19 508 20 | 1 371 72 | 1 081 23 |

TABLE NO. 147
NORTH TEXAS STATE UNIVERSITY BUILDING FUND NO. 201
Year Ended August 31, 1970

| | | |
|---|---------------|------------------------|
| NET CASH BALANCE, SEPTEMBER 1, 1969: | \$ | 1 844 03 |
| RECEIPTS | | |
| 500 Interest on State Deposits | \$ 6 14 | |
| 626 Departmental Transfers--Appropriation and Fund Transfers | <u>609 49</u> | <u>615 63</u> |
| TOTAL | | <u><u>2 459 66</u></u> |
| EXPENDITURES | | |
| | | 1 844 03 |
| NET CASH BALANCE, AUGUST 31, 1970 | | <u>615 63</u> |
| TOTAL | | <u><u>2 459 66</u></u> |

TABLE NO. 148
PRAIRIE VIEW A & M COLLEGE BUILDING FUND NO. 207
Year Ended August 31, 1970

| | | |
|---|---------------|------------------------|
| NET CASH BALANCE, SEPTEMBER 1, 1969 | | 779 24 |
| RECEIPTS | | |
| 500 Interest on State Deposits | 63 | |
| 626 Departmental Transfers--Appropriation and Fund Transfers | <u>257 58</u> | <u>258 21</u> |
| TOTAL | | <u><u>1 037 45</u></u> |
| EXPENDITURES | | |
| | | 779 24 |
| NET CASH BALANCE, AUGUST 31, 1970 | | <u>258 21</u> |
| TOTAL | | <u><u>1 037 45</u></u> |

TABLE NO. 149
UNIVERSITY OF TEXAS INTEREST AND SINKING FUND NO. 211
Year Ended August 31, 1970

| | | | |
|-------------------------------------|---|----|---------------------|
| NET CASH BALANCE, SEPTEMBER 1, 1969 | | \$ | 15 655 89 |
| RECEIPTS | | | |
| 500 | Interest on State Deposits | \$ | 11 768 80 |
| 626 | Departmental Transfers--Appropriation and Fund Transfers | | 6 068 687 81 |
| | TOTAL | | <u>6 080 456 61</u> |
| EXPENDITURES | | | |
| | TOTAL | | <u>6 096 112 50</u> |
| NET CASH BALANCE, AUGUST 31, 1970 | | | - 0 - |
| | TOTAL | | <u>6 096 112 50</u> |

TABLE NO. 150
A & M UNIVERSITY - - MAIN - - INTEREST AND SINKING FUND NO. 212
Year Ended August 31, 1970

| | | | |
|-------------------------------------|---|--|---------------------|
| NET CASH BALANCE, SEPTEMBER 1, 1969 | | | 34 445 69 |
| RECEIPTS | | | |
| 500 | Interest on State Bonds | | 4 074 47 |
| 626 | Departmental Transfers--Appropriation and Fund Transfers | | 3 016 022 65 |
| | TOTAL | | <u>3 020 097 12</u> |
| EXPENDITURES | | | |
| | TOTAL | | <u>3 054 542 81</u> |
| NET CASH BALANCE, AUGUST 31, 1970 | | | - 0 - |
| | TOTAL | | <u>3 054 542 81</u> |

TABLE NO. 151
FEDERAL HIGHER EDUCATION FUND NO. 219
Year Ended August 31, 1970

| | | | |
|-------------------------------------|----------------------------|----|--------------------------|
| NET CASH BALANCE, SEPTEMBER 1, 1969 | | \$ | 196 699 38 |
| RECEIPTS | | | |
| 500 | Interest on State Deposits | \$ | 11 909 41 |
| 530 | Federal Grants | | 575 609 40 |
| | TOTAL | | <u>784 218 19</u> |
| EXPENDITURES | | | |
| NET CASH BALANCE, AUGUST 31, 1970 | | | <u>478 653 25</u> |
| | TOTAL | | <u><u>784 218 19</u></u> |

TABLE NO. 152
BASIC SCIENCE EXAMINATION FUND NO. 220
Year Ended August 31, 1970

| | | | |
|-------------------------------------|--|--|--------------------------|
| NET CASH BALANCE, SEPTEMBER 1, 1969 | | | 117 070 51 |
| RECEIPTS | | | |
| 224 | Professional Examination and Registration Fees | | 53 725 00 |
| 420 | Machinery and Equipment Sales | | 238 42 |
| 500 | Interest on State Deposits | | - 0 - |
| 621 | Service Charges | | 6 681 59* |
| 999 | Expenditure Refunds Applied | | 134 08 |
| | TOTAL | | <u>47 415 91</u> |
| EXPENDITURES | | | |
| NET CASH BALANCE, AUGUST 31, 1970 | | | <u>36 199 95</u> |
| | TOTAL | | <u><u>128 286 47</u></u> |
| | TOTAL | | <u><u>164 486 42</u></u> |

*Deductions

TABLE NO. 153
 FEDERAL CIVIL DEFENSE AND DISASTER RELIEF FUND NO. 221
 Year Ended August 31, 1970

| | | | |
|-------------------------------------|---------------------------|----|------------|
| NET CASH BALANCE, SEPTEMBER 1, 1969 | | \$ | 17 712 99 |
| RECEIPTS | | | |
| 199 | Refund of Revenue Applied | \$ | 1 975 83 |
| 530 | Federal Grants | | 524 688 00 |
| | | | 526 663 83 |
| | TOTAL | | 544 376 82 |
| EXPENDITURES | | | |
| | | | 502 560 95 |
| NET CASH BALANCE, AUGUST 31, 1970 | | | 41 815 87 |
| | TOTAL | | 544 376 82 |

TABLE NO. 154
 FEDERAL EMERGENCY PLANNING FUND NO. 222
 Year Ended August 31, 1970

| | | | |
|-------------------------------------|---|--|------------|
| NET CASH BALANCE, SEPTEMBER 1, 1969 | | | 5 280 06 |
| RECEIPTS | | | |
| 500 | Interest on State Deposits | | 479 17 |
| 530 | Federal Grants | | 72 198 76 |
| 625 | Departmental Transfers--Sales of Supplies and Services | | 194 910 50 |
| 999 | Expenditure Refunds Applied | | 33 60 |
| | | | 267 622 03 |
| | TOTAL | | 272 902 09 |
| EXPENDITURES | | | |
| | | | 106 252 39 |
| NET CASH BALANCE, AUGUST 31, 1970 | | | 166 649 70 |
| | TOTAL | | 272 902 09 |

TABLE NO. 155
LAND AND WATER CONSERVATION FUND NO. 223
 Year Ended August 31, 1970

| | | | |
|-------------------------------------|---|----|---------------------|
| NET CASH BALANCE, SEPTEMBER 1, 1969 | | \$ | 535 980 20 |
| RECEIPTS | | | |
| 500 | Interest on State Deposits | \$ | 17 202 98 |
| 530 | Federal Grants | | 3 215 896 28 |
| 626 | Departmental Transfers--Appropriation and Fund Transfers | | 10 000 00* |
| 999 | Expenditure Refunds Applied | | 195 52 |
| | TOTAL | | <u>3 223 294 78</u> |
| EXPENDITURES | | | |
| NET CASH BALANCE, AUGUST 31, 1970 | | | <u>3 759 274 98</u> |
| | TOTAL | | <u>2 883 120 45</u> |
| | | | <u>876 154 53</u> |
| | | | <u>3 759 274 98</u> |

TABLE NO. 156
GOVERNOR'S OFFICE FEDERAL PROJECTS FUND NO. 224
 Year Ended August 31, 1970

| | | | |
|-------------------------------------|--|--|---------------------|
| NET CASH BALANCE, SEPTEMBER 1, 1969 | | | 318 948 38 |
| RECEIPTS | | | |
| 199 | Revenue Refunds Applied | | 631 65 |
| 500 | Interest on State Deposits | | 11 454 18 |
| 530 | Federal Grants | | 2 845 267 52 |
| 626 | Departmental Transfer--Appropriation and Fund Transfers | | 229 248 24 |
| 999 | Expenditure Refunds Applied | | 16 521 33 |
| | TOTAL | | <u>3 103 122 92</u> |
| EXPENDITURES | | | |
| NET CASH BALANCE, AUGUST 31, 1970 | | | <u>3 422 071 30</u> |
| | TOTAL | | <u>2 994 210 63</u> |
| | | | <u>427 860 67</u> |
| | | | <u>3 422 071 30</u> |

* Deduction

TABLE NO. 157
UNIVERSITY OF HOUSTON CURRENT FUND NO. 225
Year Ended August 31, 1970

| | | | |
|-------------------------------------|---|----|---------------------|
| NET CASH BALANCE, SEPTEMBER 1, 1969 | | \$ | 640 522 32 |
| RECEIPTS | | | |
| 225 | Higher Education Registration Fees | \$ | 2 865 099 82 |
| 304 | Higher Education Student Fees | | 155 683 06 |
| 425 | Dormitory, Cafeteria and Merchandise Sales | | 203 384 08 |
| 426 | Other Sales | | 200 609 70 |
| 441 | Rental, Land and Buildings | | 1 150 00 |
| 502 | Interest on Local Deposits | | 30 184 89 |
| 565 | Warrants Voided by Statute of Limitation | | 55 38 |
| 570 | Other Miscellaneous Governmental Revenue | | 39 626 67 |
| 625 | Departmental Transfers--Sales of Supplies and Services | | 37 283 92 |
| TOTAL | | | <u>3 533 077 52</u> |
| EXPENDITURES | | | <u>4 173 599 84</u> |
| NET CASH BALANCE, AUGUST 31, 1970 | | | 4 033 217 29 |
| TOTAL | | | <u>140 382 55</u> |
| | | | <u>4 173 599 84</u> |

TABLE NO. 158
PAN AMERICAN COLLEGE FUND NO. 226
Year Ended August 31, 1970

| | | | |
|-------------------------------------|--|--|-------------------|
| NET CASH BALANCE, SEPTEMBER 1, 1969 | | | 261 769 99 |
| RECEIPTS | | | |
| 225 | Higher Education Registration Fees | | 490 457 24 |
| 304 | Higher Education Student Fees | | 24 479 10 |
| 310 | Other Filing, Office and Service Fees | | 21 433 54 |
| 424 | Operating Supplies Sales | | 2 766 00 |
| 502 | Interest on Local Deposits | | 82 20 |
| 565 | Warrants Voided by Statute of Limitation | | 29 64 |
| 625 | Departmental Transfers--Sales of Supplies and Services | | 4 982 50 |
| 999 | Expenditure Refunds Applied | | 2 960 07 |
| TOTAL | | | <u>547 190 29</u> |
| EXPENDITURES | | | <u>808 960 28</u> |
| NET CASH BALANCE, AUGUST 31, 1970 | | | 583 607 27 |
| TOTAL | | | <u>225 353 01</u> |
| | | | <u>808 960 28</u> |

TABLE NO. 159
ANGELO STATE UNIVERSITY CURRENT FUND NO. 227
Year Ended August 31, 1970

| | | |
|--|---------------------------------------|----------------------|
| NET CASH BALANCE, SEPTEMBER 1, 1969 | | \$ 244 538 45 |
| RECEIPTS | | |
| 199 | Refunds of Revenue Applied | \$ 3 590 35 |
| 225 | Higher Education Registration Fees | 344 179 17 |
| 304 | Higher Education Student Fees | 29 894 83 |
| 310 | Other Filing, Office and Service Fees | 7 064 06 |
| 421 | Farm, Dairy and Garden Products Sales | 26 134 56 |
| 422 | Processed Products Sales | 422 31 |
| 502 | Interest on Local Deposits | 4 089 05 |
| 530 | Federal Grants | 41 205 60 |
| | | 456 579 93 |
| | TOTAL | 701 118 38 |
| EXPENDITURES | | |
| | | 447 547 78 |
| NET CASH BALANCE, AUGUST 31, 1970 | | 253 570 60 |
| | TOTAL | 701 118 38 |

TABLE NO. 160
A & M UNIVERSITY SYSTEM ADMINISTRATION AND GENERAL OFFICE CURRENT FUND NO. 234
Year Ended August 31, 1970

| | | |
|--|--|-----------------|
| NET CASH BALANCE, SEPTEMBER 1, 1969 | | 2 042 97 |
| RECEIPTS | | |
| 626 | Departmental Transfers--Appropriation and Fund Transfers | 1 512 20 |
| | TOTAL | 3 555 17 |
| EXPENDITURES | | |
| | | 2 983 49 |
| NET CASH BALANCE, AUGUST 31, 1970 | | 571 68 |
| | TOTAL | 3 555 17 |

TABLE NO. 161
 TEXAS STATE TECHNICAL INSTITUTE CURRENT FUND NO. 237
 Year Ended August 31, 1970

| | | | |
|-------------------------------------|---|----|------------|
| NET CASH BALANCE, SEPTEMBER 1, 1969 | | \$ | 11 198 14 |
| RECEIPTS | | | |
| 199 | Refund of Revenue Applied | \$ | 1 596 00 |
| 225 | Higher Education Registration Fees | | 173 800 47 |
| 304 | Higher Education Student Fees | | 18 210 00 |
| 310 | Other Filing Office and Service Fees | | 1 900 00 |
| 625 | Departmental Transfers--Sales of Supplies and Services | | 452 691 00 |
| 999 | Expenditure Refunds Applied | | 10 315 05 |
| TOTAL | | | 658 512 52 |
| EXPENDITURES | | | 669 710 66 |
| NET CASH BALANCE, AUGUST 31, 1970 | | | 560 347 08 |
| TOTAL | | | 109 363 58 |
| | | | 669 710 66 |

TABLE NO. 162
 A & M EXPERIMENT STATION CURRENT FUND NO. 240
 Year Ended August 31, 1970

| | | |
|-------------------------------------|--|------------|
| NET CASH BALANCE, SEPTEMBER 1, 1969 | | 174 238 14 |
| RECEIPTS | | |
| TOTAL | | - 0 - |
| EXPENDITURES | | 174 238 14 |
| NET CASH BALANCE, AUGUST 31, 1970 | | 24 998 00 |
| TOTAL | | 149 240 14 |
| | | 174 238 14 |

TABLE NO. 163
A & M UNIVERSITY CURRENT FUND NO. 242
Year Ended August 31, 1970

| | | | |
|-------------------------------------|--|----|----------------------------|
| NET CASH BALANCE, SEPTEMBER 1, 1969 | | \$ | 606 357 42 |
| RECEIPTS | | | |
| 199 | Refunds of Revenue Applied | \$ | 61 410 35 |
| 225 | Higher Education Registration Fees | | 1 877 095 81 |
| 304 | Higher Education Student Fees | | 198 723 00 |
| 426 | Other Sales | | 203 199 22 |
| 502 | Interest on Local Deposits | | 32 178 02 |
| 565 | Warrants Voided by Statute of Limitation | | 22 80 |
| 570 | Other Miscellaneous Governmental Revenue | | 90.20* |
| 999 | Expenditure Refunds Applied | | 9 743 72 |
| | TOTAL | | <u>2 382 282 72</u> |
| EXPENDITURES | | | |
| | | | <u>2 470 318 96</u> |
| NET CASH BALANCE, AUGUST 31, 1970 | | | <u>518 321 18</u> |
| | TOTAL | | <u><u>2 988 640 14</u></u> |

TABLE NO. 164
TARLETON COLLEGE CURRENT FUND NO. 243
Year Ended August 31, 1970

| | | | |
|-------------------------------------|--|--|--------------------------|
| NET CASH BALANCE, SEPTEMBER 1, 1969 | | | 220 029 99 |
| RECEIPTS | | | |
| 199 | Refunds of Revenue Applied | | 2 813 36 |
| 225 | Higher Education Registration Fees | | 248 020 14 |
| 304 | Higher Education Student Fees | | 38 225 35 |
| 421 | Farm, Dairy and Garden Products Sales | | 105 020 88 |
| 422 | Processed Products Sales | | 440 75 |
| 426 | Other Sales | | 19 937 11 |
| 441 | Rental, Land and Buildings | | 8 696 82 |
| 502 | Interest on Local Deposits | | 8 446 25 |
| 570 | Other Miscellaneous Governmental Revenue | | 10 698 00 |
| | TOTAL | | <u>442 298 66</u> |
| EXPENDITURES | | | |
| | | | <u>353 941 69</u> |
| NET CASH BALANCE, AUGUST 31, 1970 | | | <u>308 386 96</u> |
| | TOTAL | | <u><u>662 328 65</u></u> |

* Deduction

TABLE NO. 165
UNIVERSITY OF TEXAS AT ARLINGTON CURRENT FUND NO. 244
Year Ended August 31, 1970

| | | | |
|-------------------------------------|--|----|--------------|
| NET CASH BALANCE, SEPTEMBER 1, 1969 | | \$ | 205 290 96 |
| RECEIPTS | | | |
| 199 | Refunds of Revenue Applied | \$ | 27 188 04 |
| 225 | Higher Education Registration Fees | | 1 364 591 62 |
| 304 | Higher Education Student Fees | | 62 912 00 |
| 565 | Warrants Voided by Statute of Limitation | | 39 86 |
| 999 | Expenditure Refunds Applied | | 425 00 |
| | TOTAL | | 1 455 156 52 |
| EXPENDITURES | | | |
| | | | 1 660 447 48 |
| NET CASH BALANCE, AUGUST 31, 1970 | | | 610 341 38 |
| | TOTAL | | 1 660 447 48 |

TABLE NO. 166
PRAIRIE VIEW A & M COLLEGE CURRENT FUND NO. 245
Year Ended August 31, 1970

| | | | |
|-------------------------------------|---|--|------------|
| NET CASH BALANCE, SEPTEMBER 1, 1969 | | | 416 272 26 |
| RECEIPTS | | | |
| 199 | Refunds of Revenue Applied | | 3 351 15 |
| 225 | Higher Education Registration Fees | | 447 288 28 |
| 304 | Higher Education Student Fees | | 13 807 00 |
| 310 | Other Filing, Office and Service Fees | | 7 168 26 |
| 421 | Farm, Dairy and GArden Products Sales | | 2 256 06 |
| 422 | Processed Products Sales | | 13 533 48 |
| 502 | Interest on Local Deposits | | 10 000 04 |
| 565 | Warrants Voided by Statute of Limitation | | 38 64 |
| 625 | Departmental Transfers--Sales of Supplies and Services | | 1 065 50 |
| 999 | Expenditure Refunds Applied | | 201 82 |
| | TOTAL | | 498 710 23 |
| EXPENDITURES | | | |
| | | | 914 982 49 |
| NET CASH BALANCE, AUGUST 31, 1970 | | | 530 622 39 |
| | TOTAL | | 384 360 10 |
| | | | 914 982 49 |

TABLE NO. 167
 TEXAS SOUTHERN UNIVERSITY CURRENT FUND NO. 247
 Year Ended August 31, 1970

NET CASH BALANCE, SEPTEMBER 1, 1969

\$ 134 534 62

RECEIPTS

| | | | |
|-----|---|----|------------|
| 199 | Refunds of Revenue Applied | \$ | 5 508 77 |
| 225 | Higher Education Registration Fees | | 695 982 01 |
| 304 | Higher Education Student Fees | | 54 151 56 |
| 310 | Other Filing, Office and Service Fees | | 130 853 76 |
| 441 | Rental, Lands and Buildings | | 1 514 13 |
| 565 | Warrants Voided by Statute of Limitation | | 38 93 |
| 625 | Departmental Transfers--Sales of Supplies and Services | | 5 018 00 |
| 999 | Expenditure Refunds Applied | | 444 48 |
| | | | 893 511 64 |

TOTAL

1 028 046 26

EXPENDITURES

902 409 58

NET CASH BALANCE, AUGUST 31, 1970

125 636 68

TOTAL

1 028 046 26

TABLE NO. 168
UNIVERSITY OF TEXAS AT AUSTIN CURRENT FUND NO. 248
Year Ended August 31, 1970

| | | | |
|-------------------------------------|---|----|--------------|
| NET CASH BALANCE, SEPTEMBER 1, 1969 | | \$ | 91 115 96 |
| RECEIPTS | | | |
| 199 | Revenue Refunds Applied | \$ | 11 222 56 |
| 225 | Higher Education Registration Fees | | 4 537 206 58 |
| 304 | Higher Education Student Fees | | 1 211 464 59 |
| 310 | Other Filing, Office and Service Fees | | 51 905 03 |
| 423 | Publication and Advertising Sales | | 476 621 36 |
| 425 | Dormitory, Cafeteria and Merchandise Sales | | 57 575 74 |
| 426 | Other Sales | | 39 352 12 |
| 441 | Rental, Land and Buildings | | 85 574 63 |
| 565 | Warrants Voided by Statute of Limitation | | 216 75 |
| 625 | Departmental Transfers--Sales of Supplies and Services | | 195 423 90 |
| TOTAL | | | 6 666 563 26 |
| EXPENDITURES | | | 6 757 679 22 |
| NET CASH BALANCE, AUGUST 31, 1970 | | | 6 565 973 53 |
| TOTAL | | | 191 705 69 |
| TOTAL | | | 6 757 679 22 |

TABLE NO. 169
UNIVERSITY OF TEXAS AT EL PASO CURRENT FUND NO. 250
Year Ended August 31, 1970

| | | | |
|-------------------------------------|--|----|--------------|
| NET CASH BALANCE, SEPTEMBER 1, 1969 | | | 24 261 09 |
| RECEIPTS | | | |
| 225 | Higher Education Registration Fees | \$ | 1 291 255 00 |
| 304 | Higher Education Student Fees | | 79 834 00 |
| 565 | Warrants Voided by Statute of Limitation | | 146 72 |
| 570 | Other Miscellaneous Governmental Revenue | | 135 050 00 |
| TOTAL | | | 1 506 285 72 |
| EXPENDITURES | | | 1 530 546 81 |
| NET CASH BALANCE, AUGUST 31, 1970 | | | 1 463 207 50 |
| TOTAL | | | 67 339 31 |
| TOTAL | | | 1 530 546 81 |

TABLE NO. 170
TEXAS WOMAN'S UNIVERSITY CURRENT FUND NO. 253
Year Ended August 31, 1970

| | | | |
|-------------------------------------|--|----|--------------------------|
| NET CASH BALANCE, SEPTEMBER 1, 1969 | | \$ | 64 301 24 |
| RECEIPTS | | | |
| 225 | Higher Education Registration Fees | \$ | 800 093 98 |
| 304 | Higher Education Student Fees | | 12 780 00 |
| 565 | Warrants Voided by Statute of Limitation | | 91 |
| 570 | Other Miscellaneous Governmental Revenue | | 15 00 |
| | TOTAL | | <u>812 889 89</u> |
| EXPENDITURES | | | |
| | | | <u>683 710 96</u> |
| NET CASH BALANCE, AUGUST 31, 1970 | | | <u>193 480 17</u> |
| | TOTAL | | <u><u>877 191 13</u></u> |

TABLE NO. 171
TEXAS A & I UNIVERSITY CURRENT FUND NO. 254
Year Ended August 31, 1970

| | | | |
|-------------------------------------|---|--|----------------------------|
| NET CASH BALANCE, SEPTEMBER 1, 1969 | | | 383 831 49 |
| RECEIPTS | | | |
| 199 | Revenue Refunds Applied | | 25 209 70 |
| 225 | Higher Education Registration Fees | | 847 806 04 |
| 304 | Higher Education Student Fees | | 59 365 10 |
| 310 | Other Filing, Office and Service Fees | | 13 588 15 |
| 421 | Farm Dairy and Garden Products Sales | | 48 083 58 |
| 426 | Other Sales | | 69 396 92 |
| 565 | Warrants Voided by Statute of Limitation | | 64 27 |
| 570 | Other Miscellaneous Governmental | | 16 914 45 |
| 625 | Departmental Transfers--Sales of Supplies and Services | | 9 816 00 |
| | TOTAL | | <u>1 090 244 21</u> |
| EXPENDITURES | | | |
| | | | <u>923 794 63</u> |
| NET CASH BALANCE, AUGUST 31, 1970 | | | <u>550 281 07</u> |
| | TOTAL | | <u><u>1 474 075 70</u></u> |

TABLE NO. 172
 TEXAS TECHNOLOGICAL UNIVERSITY CURRENT FUND NO. 255
 Year Ended August 31, 1970

| | | |
|-------------------------------------|---|-----------------|
| NET CASH BALANCE, SEPTEMBER 1, 1969 | | \$ 1 825 924 59 |
| RECEIPTS | | |
| 199 | Revenue Refunds Applied | \$ 37 137 30 |
| 225 | Higher Education Registration Fees | 2 347 664 14 |
| 304 | Higher Education Student Fees | 360 975 33 |
| 421 | Farm, Dairy and Garden Products Sales | 45 409 19 |
| 422 | Processed Product Sales | 2 112 58 |
| 424 | Operating Suppliers Sales | 389 03 |
| 426 | Other Sales | 209 042 54 |
| 442 | Rental Equipment | 734 44 |
| 502 | Interest on Local Deposits | 49 547 96 |
| 565 | Warrants Voided by Statute of Limitation | 150 50 |
| 625 | Departmental Transfers--Sales of Supplies and Services | 9 729 08 |
| 999 | Expenditure Refunds Applied | 1 111 02 |
| | | 3 064 003 11 |
| | TOTAL | 4 889 927 70 |
| EXPENDITURES | | |
| | | 2 940 211 23 |
| NET CASH BALANCE, AUGUST 31, 1970 | | 1 949 716 47 |
| | TOTAL | 4 889 927 70 |

TABLE NO. 173
LAMAR COLLEGE OF TECHNOLOGY CURRENT FUND NO. 256
Year Ended August 31, 1970

NET CASH BALANCE, SEPTEMBER 1, 1969

\$ 669 806 31

RECEIPTS

| | | | |
|-----|---|----|--------------|
| 199 | Revenue Refunds Applied | \$ | 15 683 62 |
| 225 | Higher Education Registration Fees | | 1 092 572 60 |
| 304 | Higher Education Student Fees | | 62 695 90 |
| 310 | Other Filing, Office and Service Fees | | 72 728 31 |
| 502 | Interest of Local Deposits | | 7 863 02 |
| 563 | Forfeitures | | 22 97 |
| 565 | Warrants Voided by Statutes of Limitation | | 21 32 |
| 625 | Departmental Transfers--Sales of Supplies and Services | | |
| | | | 292 905 75 |

1 544 493 49

TOTAL

2 214 299 80

EXPENDITURES

1 274 251 44

NET CASH BALANCE, AUGUST 31, 1970

940 048 36

TOTAL

2 214 299 80

TABLE NO. 174
 EAST TEXAS STATE UNIVERSITY CURRENT FUND NO. 257
 Year Ended August 31, 1970

NET CASH BALANCE, SEPTEMBER 1, 1969

\$ 1 656 021 57

RECEIPTS

| | | | | |
|-----|---|----|------------|--------------|
| 199 | Revenue Refunds Applied | \$ | 14 023 03 | |
| 225 | Higher Education Registration Fees | | 981 884 71 | |
| 304 | Higher Education Student Fees | | 212 124 72 | |
| 421 | Farm, Dairy and Garden Products Sales | | 60 133 99 | |
| 425 | Dormitory, Cafeteria and Merchandise Sales | | 4 375 72 | |
| 426 | Other Sales | | 106 998 93 | |
| 441 | Rental, Land and Buildings | | 3 596 35 | |
| 502 | Interest on Local Deposits | | 32 500 08 | |
| 565 | Warrants Voided by Statute of Limitation | | 35 00 | |
| 570 | Other Miscellaneous Governmental Revenue | | 50 749 49 | |
| 625 | Departmental Transfers--Sales of Supplies and Services | | 13 109 97 | |
| | | | 13 109 97 | 1 479 531 99 |

TOTAL

3 135 553 56

EXPENDITURES

1 461 162 18

NET CASH BALANCE, AUGUST 31, 1970

1 674 391 38

TOTAL

3 135 553 56

TABLE NO. 175
NORTH TEXAS STATE UNIVERSITY CURRENT FUND NO. 258
Year Ended August 31, 1970

NET CASH BALANCE, SEPTEMBER 1, 1969

\$ 25 603 18

RECEIPTS

| | | | |
|-----|---|---------------------|---------------------|
| 199 | Revenue Refunds Applied | \$ 35 444 61 | |
| 225 | Higher Education Registration Fees | 1 843 463 74 | |
| 304 | Higher Education Student Fees | 268 655 70 | |
| 310 | Other Filing, Office and Service Fees | 144 068 95 | |
| 420 | Machinery and Equipment Sales | 5 646 47 | |
| 422 | Processed Product Sales | 13 878 66 | |
| 425 | Dormitory, Cafeteria and Merchandise Sales | 1 626 06 | |
| 426 | Other Sales | 71 701 04 | |
| 441 | Rental, Land and Buildings | 4 936 57 | |
| 565 | Warrants Voided by Statute of Limitation | 886 45 | |
| 570 | Other Miscellaneous Governmental Revenue | 52 574 45 | |
| 625 | Departmental Transfers--Sales of Supplies and Services | 16 700 10 | |
| 999 | Expenditure Refunds Applied | 269 10 | |
| | TOTAL | 2 459 851 90 | 2 485 455 08 |

EXPENDITURES

NET CASH BALANCE, AUGUST 31, 1970

2 431 636 42

53 818 66

TOTAL

2 485 455 08

TABLE NO. 176
 SAM HOUSTON STATE UNIVERSITY CURRENT FUND NO. 259
 Year Ended August 31, 1970

NET CASH BALANCE, SEPTEMBER 1, 1969 \$ 141 254 05

RECEIPTS

| | | | | |
|-----|---|----|--------------|--------------|
| 199 | Revenue Refunds Applied | \$ | 553 40 | |
| 225 | Higher Education Registration Fees | | 1 004 218 96 | |
| 304 | Higher Education Student Fees | | 44 910 40 | |
| 310 | Other Filing, Office and Service Fees | | 12 537 20 | |
| 421 | Farm, Dairy and Garden Products Sales | | 44 886 45 | |
| 425 | Dormitory, Cafeteria and Merchandise Sales | | - 0 - | |
| 426 | Other Sales | | 5 133 75 | |
| 441 | Rental, Land and Buildings | | 4 812 64 | |
| 502 | Interest on Local Deposits | | 5 338 22 | |
| 530 | Federal Grants | | 43 345 54 | |
| 564 | Insurance and Damages | | 749 28 | |
| 570 | Other Miscellaneous Governmental Revenue | | 11 363 92 | |
| 625 | Departmental Transfers--Sales of Supplies and Services | | 7 873 40 | |
| 999 | Expenditure Refunds Applied | | 746 06 | 1 186 469 22 |

TOTAL

1 327 723 27

EXPENDITURES

978 540 33

NET CASH BALANCE, AUGUST 31, 1970

349 182 94

TOTAL

1 327 723 27

TABLE NO. 177
SOUTHWEST TEXAS STATE UNIVERSITY CURRENT FUND NO. 260
Year Ended August 31, 1970

NET CASH BALANCE, SEPTEMBER 1, 1969

\$ 528 405 73

RECEIPTS

| | | | |
|-----|---|--------------|--------------|
| 199 | Revenue Refunds Applied | \$ 16 093 74 | |
| 225 | Higher Education Registration Fees | 1 056 921 06 | |
| 304 | Higher Education Student Fees | 193 917 54 | |
| 421 | Farm, Dairy and Garden Products Sales | 48 571 10 | |
| 422 | Processed Products Sales | 62 690 07 | |
| 424 | Operating Supplies Sales | 55 386 90 | |
| 426 | Other Sales | 6 441 20 | |
| 502 | Interest on Local Deposits | 25 835 69 | |
| 565 | Warrants Voided by Statute of Limitation | 90 | |
| 625 | Departmental Transfers--Sales of Supplies and Services | 6 190 70 | |
| 999 | Expenditure Refunds Applied | 4 23 | |
| | TOTAL | 1 472 053 13 | |
| | EXPENDITURES | | 2 000 458 86 |
| | NET CASH BALANCE, AUGUST 31, 1970 | | 1 009 686 01 |
| | TOTAL | | 990 772 85 |
| | | | 2 000 458 86 |

TABLE NO. 178
STEPHEN F. AUSTIN STATE UNIVERSITY CURRENT FUND NO. 261
Year Ended August 31, 1970

| | | |
|--|---|----------------------------|
| NET CASH BALANCE, SEPTEMBER 1, 1969 | | \$ 255 134 92 |
| RECEIPTS | | |
| 225 | Higher Education Registration Fees | \$ 1 030 015 52 |
| 304 | Higher Education Student Fees | 11 644 10 |
| 310 | Other Filing, Office and Service Fees | 24 968 71 |
| 421 | Farm, Dairy and Garden Products Sales | 34 325 55 |
| 426 | Other Sales | 7 647 08 |
| 441 | Rental, Land and Buildings | 550 00 |
| 502 | Interest on Local Deposits | 18 749 96 |
| 565 | Warrants Voided by Statutes of Limitation | 280 30 |
| 625 | Departmental Transfers--Sales of Supplies and Services | 6 797 15 |
| | TOTAL | <u>1 134 978 37</u> |
| EXPENDITURES | | <u>990 303 74</u> |
| NET CASH BALANCE, AUGUST 31, 1970 | | <u>399 809 55</u> |
| TOTAL | | <u><u>1 390 113 29</u></u> |

TABLE NO. 179
SUL ROSS STATE UNIVERSITY CURRENT FUND NO. 262
Year Ended August 31, 1970

| | | | |
|--------------------------------------|---|----|--------------------------|
| NET CASH BALANCE, SEPTEMBER 1, 1969: | | \$ | 135 123 75 |
| RECEIPTS | | | |
| 199 | Revenue Refunds Applied | \$ | 4 121 18 |
| 225 | Higher Education Registration Fees | | 266 221 36 |
| 304 | Higher Education Student Fees | | 57 468 15 |
| 310 | Other Filing, Office and Service Fees | | 547 40 |
| 426 | Other Sales | | 62 104 81 |
| 565 | Warrants Voided by Statute of Limitation | | 3 91 |
| 625 | Departmental Transfers--Sales of Supplies and Services | | 2 148 50 |
| 999 | Expenditure Refunds Applied | | 13 25 |
| TOTAL | | | <u>392 628 56</u> |
| EXPENDITURES | | | <u>429 000 71</u> |
| NET CASH BALANCE, AUGUST 31, 1970: | | | 98 751 60 |
| TOTAL | | | <u><u>527 752 31</u></u> |

TABLE NO. 180
WEST TEXAS UNIVERSITY CURRENT FUND NO. 263
Year Ended August 31, 1970

| | | | |
|--------------------------------------|---|--|----------------------------|
| NET CASH BALANCE, SEPTEMBER 1, 1970: | | | 221 804 33 |
| RECEIPTS | | | |
| 199 | Revenue Refunds Applied | | 6 900 22 |
| 225 | Higher Education Registration Fees | | 747 693 00 |
| 304 | Higher Education Student Fees | | 141 911 40 |
| 421 | Farm, Dairy and Garden Products Sales | | 52 044 47 |
| 426 | Other Sales | | 309 428 39 |
| 502 | Interest on Local Deposits | | 12 500 05 |
| 565 | Warrants Voided by Statute of Limitation | | 20 32 |
| 625 | Departmental Transfers--Sales of Supplies and Services | | 9 126 08 |
| TOTAL | | | <u>1 279 623 93</u> |
| EXPENDITURES | | | <u>1 501 428 26</u> |
| NET CASH BALANCE, AUGUST 31, 1970: | | | 204 669 49 |
| TOTAL | | | <u><u>1 501 428 26</u></u> |

TABLE NO. 181
MIDWESTERN UNIVERSITY CURRENT FUND NO. 264
Year Ended August 31, 1970

| | | | |
|---|--|----|------------|
| NET CASH BALANCE, SEPTEMBER 1, 1969 | | \$ | 364 325 15 |
| RECEIPTS | | | |
| 199 Revenue Refunds Applied | | \$ | 6 822 47 |
| 225 Higher Education Registration Fees | | | 396 993 29 |
| 304 Higher Education Student Fees | | | 36 133 89 |
| 310 Other Filing, Office and Service Fees | | | 56 915 44 |
| 426 Other Sales | | | 9 307 73 |
| 502 Interest on Local Deposits | | | 16 828 77 |
| 626 Departmental Transfers--Appropriation and Fund Transfers | | | 783 01 |
| | | | 523 784 60 |
| TOTAL | | | 888 109 75 |
| EXPENDITURES | | | |
| | | | 518 561 85 |
| NET CASH BALANCE, AUGUST 31, 1970 | | | 369 547 90 |
| TOTAL | | | 888 109 75 |

TABLE NO. 182
NATIONAL GUARD ARMORY BOARD MINERAL FUND NO. 265
Year Ended August 31, 1970

| | | | |
|-------------------------------------|--|--|----------|
| NET CASH BALANCE, SEPTEMBER 1, 1969 | | | 6 538 93 |
| RECEIPTS | | | |
| | | | - 0 - |
| TOTAL | | | 6 538 93 |
| EXPENDITURES | | | |
| | | | - 0 - |
| NET CASH BALANCE, AUGUST 31, 1970 | | | 6 538 93 |
| TOTAL | | | 6 538 93 |

TABLE NO. 183
VOCATIONAL NURSE EXAMINERS FUND NO. 266
Year Ended August 31, 1970

| | | | |
|--|---|----|--------------------------|
| NET CASH BALANCE, SEPTEMBER 1, 1969 | | \$ | 112 191 57 |
| RECEIPTS: | | | |
| 224 | Professional Examination and Registration Fees | \$ | 130 380 00 |
| 423 | Publication and Advertising Sales | | 1 996 86 |
| 621 | Service Charges | | 808 24* |
| 625 | Departmental Transfers--Sales of Supplies and Services | | 90 00 |
| 999 | Expenditure Refunds Applied | | 77 42 |
| | TOTAL | | <u>131 736 04</u> |
| EXPENDITURES | | | <u>122 672 85</u> |
| NET CASH BALANCE, AUGUST 31, 1970 | | | <u>121 254 76</u> |
| TOTAL | | | <u><u>243 927 61</u></u> |

TABLE NO. 184
PARKS BOARD MINERAL FUND NO. 267
Year Ended August 31, 1970

| | | |
|--|-----------------------|-------------------------|
| NET CASH BALANCE, SEPTEMBER 1, 1969 | | 21 233 56 |
| RECEIPTS | | |
| 402 | Oil and Gas Royalties | 5 142 85 |
| TOTAL | | <u>26 376 41</u> |
| EXPENDITURES | | <u>18 239 40</u> |
| NET CASH BALANCE, AUGUST 31, 1970 | | <u>8 137 01</u> |
| TOTAL | | <u><u>26 376 41</u></u> |

* Deduction

TABLE NO. 185
 FEDERAL MARKET NEWS FUND NO. 268
 Year Ended August 31, 1970

| | | | |
|-------------------------------------|--|-----------|-----------|
| NET CASH BALANCE, SEPTEMBER 1, 1969 | | \$ | 7 153 01 |
| RECEIPTS | | | |
| 500 | Interest on State Deposits | \$ | 320 96 |
| 626 | Departmental Transfers--Appropriation and Fund Transfers | | |
| | | 7 473 97* | 7 153 01* |
| TOTAL | | | - 0 - |
| EXPENDITURES | | | |
| NET CASH BALANCE, AUGUST 31, 1970 | | | - 0 - |
| TOTAL | | | - 0 - |

TABLE NO. 186
 HOSPITAL AND SPECIAL SCHOOLS MINERAL FUND NO. 270
 Year Ended August 31, 1970

| | | | |
|-------------------------------------|---|----------|-----------|
| NET CASH BALANCE, SEPTEMBER 1, 1969 | | | 22 422 53 |
| RECEIPTS | | | |
| 402 | Oil and Gas Royalties | | 4 202 64 |
| 440 | Mineral Lease, Bonus and Prospect Rentals | | 948 79 |
| | | 5 151 43 | 5 151 43 |
| TOTAL | | | 27 573 96 |
| EXPENDITURES | | | |
| NET CASH BALANCE, AUGUST 31, 1970 | | | - 0 - |
| TOTAL | | | 27 573 96 |

* Deduction

TABLE NO. 187
BOARD OF CORRECTIONS MINERAL FUND NO. 272
Year Ended August 31, 1970

| | | | |
|---|--|----|----------------------------|
| NET CASH BALANCE, SEPTEMBER 1, 1969 | | \$ | 1 049 574 41 |
| RECEIPTS | | | |
| 402 Oil and Gas Royalties | | \$ | 267 552 65 |
| 440 Mineral Lease and Prospect Rentals | | | 102 340 87 |
| 443 Other Rentals, Leases and Easements | | | 15 147 33 |
| 626 Departmental Transfers--Appropriation and Fund Transfers | | | 1 730 00* |
| 999 Expenditure Refunds Applied | | | 2 964 00 |
| | | | <hr style="width: 100%;"/> |
| TOTAL | | | <u>386 274 85</u> |
| | | | <u>1 435 849 26</u> |
| EXPENDITURES | | | |
| | | | 368 533 70 |
| NET CASH BALANCE, AUGUST 31, 1970 | | | <u>1 067 315 56</u> |
| TOTAL | | | <u>1 435 849 26</u> |

* Deduction

TABLE NO. 188
 FEDERAL HEALTH FUND NO. 273
 Year Ended August 31, 1970

NET CASH BALANCE, SEPTEMBER 1, 1969

\$ 754 942 64

RECEIPTS

| | | | |
|-----|---|---------------|--|
| 199 | Revenue Refunds Applied | \$ 1 148 86 | |
| 310 | Other Filing, Office and Service Fees | 19 869 41 | |
| 420 | Machinery and Equipment Sales | 3 482 25 | |
| 426 | Other Sales | 116 72 | |
| 500 | Interest on State Deposits | 23 755 66 | |
| 530 | Federal Grants | 12 610 176 01 | |
| 564 | Insurance and Damages | 387 24 | |
| 565 | Warrants Voided by Statute of Limitation | 2 708 15 | |
| 570 | Other Miscellaneous Governmental Revenue | 32 75 | |
| 625 | Departmental Transfers--Sales of Supplies and Services | 863 474 07 | |
| 626 | Departmental Transfers--Appropriation and Fund Transfers | 99 625 24* | |
| 999 | Expenditure Refunds Applied | 365 379 78 | |
| | TOTAL | 13 790 905 66 | |
| | | 14 545 848 30 | |

EXPENDITURES

NET CASH BALANCE, AUGUST 31, 1970

13 769 848 85

TOTAL

775 999 45

14 545 848 30

* Deduction

TABLE NO. 189
MOTOR VEHICLE INSPECTION FUND NO. 274
Year Ended August 31, 1970

| | | | |
|---|--|----|---------------------|
| NET CASH BALANCE, SEPTEMBER 1, 1969 | | \$ | 4 459 400 26 |
| RECEIPTS | | | |
| 199 Revenue Refunds Applied | | \$ | 167 283 00 |
| 251 Motor Vehicle Inspection and Certification Fees | | | 3 299 924 50 |
| 255 Other Inspection and Certification Fees | | | 150 00 |
| 310 Other Filing, Office and Service Fees | | | 299 033 05 |
| 420 Machinery and Equipment Sales | | | 255 271 54 |
| 423 Publication and Advertising Sales | | | 9 628 85 |
| 426 Other Sales | | | 169 80 |
| 443 Other Rentals, Leases and Easements | | | 388 30 |
| 530 Federal Grants | | | 166 00 |
| 563 Forfeitures | | | 15 30 |
| 564 Insurance and Damages | | | 10 660 57 |
| 565 Warrants Voided by Statute of Limitation | | | 103 18 |
| 621 Service Charges | | | 22 502 77* |
| 625 Departmental Transfers--Sales of Supplies and Services | | | 889 438 94 |
| | | | 4 909 730 26 |
| TOTAL | | | 9 369 130 52 |
| EXPENDITURES | | | |
| | | | 4 003 544 31 |
| NET CASH BALANCE, AUGUST 31, 1970 | | | 5 365 586 21 |
| TOTAL | | | 9 369 130 52 |

* Deduction

TABLE NO. 190
TEXAS MARITIME ACADEMY CURRENT FUND NO. 275
Year Ended August 31, 1970

| | | | |
|-------------------------------------|------------------------------------|----|--------------------------|
| NET CASH BALANCE, SEPTEMBER 1, 1969 | | \$ | 138 918 69 |
| RECEIPTS | | | |
| 225 | Higher Education Registration Fees | \$ | 20 417 00 |
| 304 | Higher Education Student Fees | | 368 00 |
| 502 | Interest on Local Deposits | | 2 547 93 |
| 999 | Expenditure Refunds Applied | | 491 94 |
| TOTAL | | | <u>23 824 87</u> |
| EXPENDITURES | | | <u>93 836 82</u> |
| NET CASH BALANCE, AUGUST 31, 1970 | | | 68 906 74 |
| TOTAL | | | <u><u>162 743 56</u></u> |

TABLE NO. 191
VETERANS' LAND FUND - - DIVISION B - - FUND NO. 276
Year Ended August 31, 1970

NET CASH BALANCE, SEPTEMBER 1, 1969 \$ 59 662 93

RECEIPTS

| | | | |
|-----|--|----|----------------------|
| 310 | Other Filing, Office and Service Fees | \$ | 09 |
| 500 | Interest on State Deposits | | 5 745 01 |
| 510 | Interest on Investments | | 1 681 780 12 |
| 515 | Interest on Land Sales | | 1 292 856 24 |
| 560 | Judgments | | 13 635 86 |
| 561 | Interest on Judgments | | 8 904 38 |
| 570 | Other Miscellaneous Governmental Revenue | | 263 000 00 |
| 607 | Sale on Redemption of Investments: | | |
| | U. S. Government Securities | | 9 081 000 00 |
| 617 | Repayment of Principal--Veterans' Land Notes | | 2 638 316 63 |
| 626 | Departmental Transfers--Appropriation and | | |
| | Fund Transfers | | 1 197 000 00 |
| 627 | Amortization - Premium and Discount--Purchased | | 40 487 30 |
| | | | 16 222 725 63 |
| | TOTAL | | 16 282 388 56 |

EXPENDITURES

| | | | |
|-----|---|--|---------------|
| 050 | Principal on State Bonds | | 2 425 000 00 |
| 055 | Interest on State Bonds | | 1 225 687 50 |
| 071 | Purchase of State Bonds | | 422 000 00 |
| 072 | Purchase of U. S. Governmental Securities | | 12 094 000 00 |
| 080 | Accrued Interest on Investments | | 120 510 06 |
| 083 | Discount on Investments | | 52 792 14* |
| 085 | Premium on Investments | | 1 472 46 |
| | | | 16 235 877 88 |

NET CASH BALANCE, AUGUST 31, 1970 46 510 68

TOTAL **16 282 388 56**

INVESTMENT ACCOUNT

| | On Hand 9-1-69 | Add: Bonds Purchased | Less: Bonds Redeemed | On Hand 8-31-70 |
|-----------------------------|-------------------|-------------------------|-------------------------|--------------------|
| U. S. Government Securities | \$ 24 572 000 00 | \$ 12 516 000 00 | \$ 9 081 000 00 | \$ 28 007 000 00 |

* Deduction

TABLE NO. 192
WEST TEXAS STATE UNIVERSITY MINERAL FUND NO. 277
Year Ended August 31, 1970

| | | |
|-------------------------------------|----|--------------|
| NET CASH BALANCE, SEPTEMBER 1, 1969 | \$ | 40 66 |
| RECEIPTS | | - 0 - |
| TOTAL | | <u>40 66</u> |
| EXPENDITURES | | - 0 - |
| NET CASH BALANCE, AUGUST 31, 1970 | | <u>40 66</u> |
| TOTAL | | <u>40 66</u> |

TABLE NO. 193
VETERANS' LAND FUND -- DIVISION B -- RESERVE FUNDS
Year Ended August 31, 1970

| | <u>Reserve Series 1951 Fund 281</u> | <u>Reserve Series 1952 Fund 282</u> | <u>Reserve Series 1953 Fund 283</u> | <u>Reserve Series 1953A Fund 284</u> | <u>Reserve Series 1954 Fund 288</u> | <u>Reserve Series 1954A Fund 292</u> |
|--|---|---|---|--|---|--|
| NET CASH BALANCE SEPTEMBER 1, 1969 | \$ - 0 - | \$ - 0 - | \$ - 0 - | \$ - 0 - | \$ - 0 - | \$ - 0 - |
| RECEIPTS | | | | | | |
| 627 Amortization of Premiums and Discount-Purchased | <u>- 0 -</u> | <u>- 0 -</u> | <u>- 0 -</u> | <u>- 0 -</u> | <u>16 406 25</u> | <u>- 0 -</u> |
| TOTAL | <u>- 0 -</u> | <u>- 0 -</u> | <u>- 0 -</u> | <u>- 0 -</u> | <u>16 406 25</u> | <u>- 0 -</u> |
| EXPENDITURES | - 0 - | - 0 - | - 0 - | - 0 - | 16 406 25 | - 0 - |
| NET CASH BALANCE AUGUST 31, 1970 | <u>- 0 -</u> | <u>- 0 -</u> | <u>- 0 -</u> | <u>- 0 -</u> | <u>- 0 -</u> | <u>- 0 -</u> |
| TOTAL | <u>- 0 -</u> | <u>- 0 -</u> | <u>- 0 -</u> | <u>- 0 -</u> | <u>16 406 25</u> | <u>- 0 -</u> |
| INVESTMENT ACCOUNT | | | | | | |
| BONDS HELD SEPTEMBER 1, 1969 | <u>1 500 000 00</u> | <u>1 000 000 00</u> | <u>1 050 000 00</u> | <u>1 630 000 00</u> | <u>1 506 000 00</u> | <u>983 800 00</u> |
| BONDS HELD AUGUST 31, 1970 | <u>1 500 000 00</u> | <u>1 000 000 00</u> | <u>1 050 000 00</u> | <u>1 630 000 00</u> | <u>1 506 000 00</u> | <u>983 800 00</u> |

TABLE NO. 194
COLLEGE BUILDING FUND 1958 - 1967 NO. 300
Year Ended August 31, 1970

NET CASH BALANCE, SEPTEMBER 1, 1969

\$ - 0 -

RECEIPTS

| | | | | |
|-----|---|----|------------|-------|
| 001 | Ad Valorem Tax | \$ | 23 367 21 | |
| 500 | Interest on State Deposits | | 644 82 | |
| 626 | Departmental Transfers--Appropriation and Fund Transfers (to Allocation Funds 1958-1967) | | | |
| | Texas Southern University Fund 301 | \$ | 1 898 19* | |
| | Texas Woman's University Fund 306 | | 1 321 56* | |
| | Texas A & I University Fund 309 | | 1 589 66* | |
| | Texas Technological University Fund 312 | | 5 079 98* | |
| | Lamar State College of Technology Fund 315 | | 2 389 63* | |
| | North Texas State University Fund 320 | | 4 079 94* | |
| | East Texas State University Fund 323 | | 1 559 59* | |
| | Sam Houston State University Fund 324 | | 1 786 25* | |
| | Southwest Texas State University Fund 325 | | 1 375 60* | |
| | Stephen F. Austin State University Fund 326 | | 1 056 09* | |
| | Sul Ross State University Fund 327 | | 559 62* | |
| | West Texas State University Fund 328 | | 1 315 92* | |
| | | | 24 012 03* | - 0 - |

TOTAL

- 0 -

EXPENDITURES

- 0 -

NET CASH BALANCE, AUGUST 31, 1970

- 0 -

TOTAL

- 0 -

*Deductions

TABLE NO. 195
 TEXAS SOUTHERN UNIVERSITY ALLOCATION FUND 1958 - 1967 NO. 301
 Year Ended August 31, 1970

| | | | |
|-------------------------------------|---|----|-----------------|
| NET CASH BALANCE, SEPTEMBER 1, 1969 | | \$ | 7 625 88 |
| RECEIPTS | | | |
| 500 | Interest on State Deposits | \$ | 130 36 |
| 626 | Departmental Transfers--Appropriation and Fund Transfers | | 2 028 55 |
| | | | <u>1 898 19</u> |
| | TOTAL | | <u>9 654 43</u> |
| EXPENDITURES | | | |
| | | | 7 731 58 |
| NET CASH BALANCE, AUGUST 31, 1970 | | | <u>1 922 85</u> |
| | TOTAL | | <u>9 654 43</u> |

TABLE NO. 196
 TEXAS WOMAN'S UNIVERSITY ALLOCATION FUND 1958 - 1967 NO. 306
 Year Ended August 31, 1970

| | | | |
|-------------------------------------|---|--|-----------------|
| NET CASH BALANCE, SEPTEMBER 1, 1969 | | | 5 390 65 |
| RECEIPTS | | | |
| 500 | Interest on State Deposits | | 151 28 |
| 626 | Departmental Transfers--Appropriation and Fund Transfers | | 1 472 84 |
| | | | <u>1 321 56</u> |
| | TOTAL | | <u>6 863 49</u> |
| EXPENDITURES | | | |
| | | | - 0 - |
| NET CASH BALANCE, AUGUST 31, 1970 | | | <u>6 863 49</u> |
| | TOTAL | | <u>6 863 49</u> |

TABLE NO. 197
TEXAS A & I UNIVERSITY ALLOCATION FUND 1958 - 1967 NO. 309
Year Ended August 31, 1970

| | | | |
|---|--|-----------------|------------------------|
| NET CASH BALANCE, SEPTEMBER 1, 1969 | | \$ | 6 461 57 |
| RECEIPTS | | | |
| 500 Interest on State Deposits | | \$ 20 17 | |
| 626 Departmental Transfers--Appropriation and Fund Transfers | | <u>1 589 66</u> | <u>1 609 83</u> |
| TOTAL | | | <u><u>8 071 40</u></u> |
| EXPENDITURES | | | |
| NET CASH BALANCE, AUGUST 31, 1970 | | | <u>1 609 83</u> |
| TOTAL | | | <u><u>8 071 40</u></u> |

TABLE NO. 198
TEXAS TECHNOLOGICAL UNIVERSITY ALLOCATION FUND 1958 - 1967 NO. 312
Year Ended August 31, 1970

| | | | |
|---|--|-----------------|-------------------------|
| NET CASH BALANCE, SEPTEMBER 1, 1969 | | | 17 907 23 |
| RECEIPTS | | | |
| 500 Interest on State Deposits | | 134 97 | |
| 626 Departmental Transfers--Appropriation and Fund Transfers | | <u>5 079 98</u> | <u>5 214 95</u> |
| TOTAL | | | <u><u>23 122 18</u></u> |
| EXPENDITURES | | | |
| NET CASH BALANCE, AUGUST 31, 1970 | | | <u>5 214 95</u> |
| TOTAL | | | <u><u>23 122 18</u></u> |

TABLE NO. 199
LAMAR STATE COLLEGE OF TECHNOLOGY ALLOCATION FUND 1958 - 1967 NO. 315
Year Ended August 31, 1970

| | | | |
|---|----|----------|------------------|
| NET CASH BALANCE, SEPTEMBER 1, 1969 | | \$ | 9 592 22 |
| RECEIPTS | | | |
| 500 Interest on State Deposits | \$ | 268 92 | |
| 626 Departmental Transfers--Appropriation and Fund Transfers | | 2 389 63 | 2 658 55 |
| TOTAL | | | <u>12 250 77</u> |
| EXPENDITURES | | | - 0 - |
| NET CASH BALANCE, AUGUST 31, 1970 | | | <u>12 250 77</u> |
| TOTAL | | | <u>12 250 77</u> |

TABLE NO. 200
NORTH TEXAS STATE UNIVERSITY ALLOCATION FUND 1958 - 1967 NO. 320
Year Ended August 31, 1970

| | | | |
|---|--|----------|------------------|
| NET CASH BALANCE, SEPTEMBER 1, 1969 | | | 16 485 57 |
| RECEIPTS | | | |
| 500 Interest on State Deposits | | 462 25 | |
| 626 Departmental Transfers--Appropriation and Fund Transfers | | 4 079 94 | 4 542 19 |
| TOTAL | | | <u>21 027 76</u> |
| EXPENDITURES | | | - 0 - |
| NET CASH BALANCE, AUGUST 31, 1970 | | | <u>21 027 76</u> |
| TOTAL | | | <u>21 027 76</u> |

TABLE NO. 201
STATE ALLOCATION FUNDS, 1958 - 1967
Year Ended August 31, 1970

| | East Texas State University Fund 323 | Sam Houston University Fund 324 | Southwest Texas University Fund 325 | Stephen F. Austin University Fund 326 | Sul Ross University Fund 327 | West Texas State University Fund 328 |
|---|---|--|--|--|------------------------------------|---|
| NET CASH BALANCE, SEPTEMBER 1, 1969 | \$ 6 264 83 | \$ 7 202 39 | \$ 4 846 67 | \$ 4 256 10 | \$ 2 266 52 | \$ 5 307 85 |
| RECEIPTS | | | | | | |
| 500 Interest on State Deposit | 175 67 | 202 00 | 48 48 | 119 40 | 63 67 | 145 59 |
| 626 Departmental Transfers-- Appropriation and Fund Transfers | <u>1 559 59</u> | <u>1 786 25</u> | <u>1 375 60</u> | <u>1 056 09</u> | <u>559 62</u> | <u>1 315 92</u> |
| TOTAL RECEIPTS | <u>1 735 26</u> | <u>1 988 25</u> | <u>1 424 08</u> | <u>1 175 49</u> | <u>623 29</u> | <u>1 461 51</u> |
| TOTAL | <u>8 000 09</u> | <u>9 190 64</u> | <u>6 270 75</u> | <u>5 431 59</u> | <u>2 889 81</u> | <u>6 769 36</u> |
| EXPENDITURES | - 0 - | - 0 - | 4 895 03 | - 0 - | - 0 - | 5 432 11 |
| NET CASH BALANCE, AUGUST 31, 1970 | <u>8 000 09</u> | <u>9 190 64</u> | <u>1 375 72</u> | <u>5 431 59</u> | <u>2 889 81</u> | <u>1 337 25</u> |
| TOTAL | <u>8 000 09</u> | <u>9 190 64</u> | <u>6 270 75</u> | <u>5 431 59</u> | <u>2 889 81</u> | <u>6 769 36</u> |

TABLE NO. 202
SPECIAL FUNDS FOR WATER DEVELOPMENT BOARD
Year Ended August 31, 1970

| | Water Development Clearance Fund 350 | Water Development Fund 351 | Water Development Bond Interest And Sinking Fund 352 |
|--|---|----------------------------------|--|
| NET CASH BALANCE, SEPTEMBER 1, 1969 | \$ 252 72 | \$ 5 910 65 | \$ - 0 - |
| RECEIPTS | | | |
| 500 Interest on State Deposits | 6 737 06 | - 0 - | |
| 510 Interest on Investments Bonds | 3 274 309 99 | - 0 - | |
| 570 Other Miscellaneous Governmental Revenue | 2 914 93 | - 0 - | - 0 - |
| 607 Sale or Redemption of Investments-- U. S. Government Securities | | 10 084 000 00 | 5 594 000 00 |
| 610 Repayment of Loans, Political Sub-Divisions | | 472 500 00 | |
| 626 Departmental Transfers--Appropriation and Fund Transfers | 3 336 632 97* | 2 984 405 07* | 3 646 267 54 |
| 627 Amortization of Premium and Discount--Purchased | 55 222 31 | 38 679 47* | 67 772 02 |
| 640 Other Non-Governmental Receipts | | | 1 812 757 75 |
| TOTAL RECEIPTS | 2 551 32 | 7 533 415 46 | 11 120 797 31 |
| TOTAL | 2 804 04 | 7 539 326 11 | 11 120 797 31 |
| EXPENDITURES | | | |
| 002 Professional Services and Fees | | | 2 393 05 |
| 050 Principal on State Bonds | | | 2 755 000 00 |
| 055 Interest on State Bonds | | | 3 075 238 75 |
| 072 Purchase of U. S. Government Securities | | 1 999 000 00 | 3 344 000 00 |
| 075 Purchase of Corporate Bonds and Debentures | | 2 250 000 00 | 2 000 000 00 |

* Deductions

TABLE NO. 202 (CONTINUED)
 SPECIAL FUNDS FOR WATER DEVELOPMENT BOARD
 Year Ended August 31, 1970

| | Water Development Clearance Fund 350 | Water Development Fund 351 | Water Development Bond Interest And Sinking Fund 352 |
|--|---|----------------------------------|--|
| EXPENDITURES (CONTINUED) | | | |
| 077 Loans to Political Sub-Divisions | | \$ 3 080 000 00 | |
| 080 Accrued Interest on Investments | | 7 855 14 | |
| 083 Discount on Investments | | 120 277 29 | \$ 63 112 50* |
| 085 Premium on Investments | | 4 640 89 | |
| TOTAL EXPENDITURES | \$ - 0 - | 7 461 773 32 | 11 113 519 30 |
| NET CASH BALANCE, AUGUST 31, 1970 | 2 804 04 | 77 552 79 | 7 278 01 |
| TOTAL | 2 804 04 | 7 539 326 11 | 11 120 797 31 |
| INVESTMENT ACCOUNT | | | |
| On Hand September 1, 1969 | - 0 - | 54 641 000 00 | 4 025 000 00 |
| Add: Investments Purchased | - 0 - | 4 249 000 00 | 5 344 000 00 |
| Less: Investments Redeemed | - 0 - | 10 084 000 00 | 5 594 000 00 |
| On Hand, August 31, 1970 | - 0 - | 48 806 000 00 | 3 775 000 00 |
| Security for Loans Water Development | | | |
| On Hand, September 1, 1969 | | 53 246 500 00 | |
| Add: New Securities Purchased | | 3 080 000 00 | |
| Less: Securities Redeemed | | 472 500 00 | |
| On Hand, August 31, 1970 | | 55 854 000 00 | |

* Deduction

TABLE NO. 203
STORAGE FACILITIES OPERATION AND MAINTENANCE FUND NO. 355
Year Ended August 31, 1970

| | | | |
|---|---------------------|---------------------|----------------------------|
| NET CASH BALANCE, SEPTEMBER 1, 1969 | | \$ | - 0 - |
| RECEIPTS | | | |
| 626 Departmental Transfers--Appropriation and Fund Transfers | | | <u>2 674 770 50</u> |
| TOTAL | | | <u><u>2 674 770 50</u></u> |
| EXPENDITURES | | | |
| 079 Purchase of Water Rights | | | 2 674 770 50 |
| NET CASH BALANCE, AUGUST 31, 1970 | | | <u>- 0 -</u> |
| TOTAL | | | <u><u>2 674 770 50</u></u> |
| INVESTMENTS IN WATER RIGHTS CONTRACTS | <u>PRIOR YEAR</u> | <u>CURRENT YEAR</u> | <u>TOTAL</u> |
| Toledo Bend - Sabine River Authority | \$ 15 000 000 00 | \$ - 0 - | 15 000 000 00 |
| Blackburn Dam and Reservoir--Upper Neches | 3 793 623 61 | 2 539 067 97 | 6 332 691 58 |
| Green Belt Municipal | 1 032 101 04 | - 0 - | 1 032 101 04 |
| Franklin County Water District Dam and Reservoir Project | <u>1 573 977 83</u> | <u>135 702 53</u> | <u>1 709 680 36</u> |
| TOTAL | 21 399 702 48 | 2 674 770 50 | 24 074 472 98 |

TABLE NO. 204
 VETERAN'S LAND FUND -- DIVISION C -- FUND NO. 375
 Year Ended August 31, 1970.

| | | | |
|---|--|---------------|---------------|
| NET CASH BALANCE, SEPTEMBER 1, 1969 | | \$ | 75 589 85 |
| RECEIPTS | | | |
| 500 Interest on State Deposits | | \$ 8 706 29 | |
| 510 Interest on Investments, Bonds | | 1 017 115 08 | |
| 515 Interest on Land Sales | | 3 419 539 77 | |
| 570 Other Miscellaneous Governmental Revenue | | 95 000 00 | |
| 607 Sale or Redemption of Investments: | | | |
| U. S. Government Securities | | 7 731 000 00 | |
| 617 Repayment of Principal--Veterans' Land Notes | | 4 085 158 12 | |
| 627 Amortization of Premium and Discount--Purchased | | 59 174 45 | 16 415 693 71 |
| | | | |
| TOTAL | | | 16 491 283 56 |
| EXPENDITURES | | | |
| 050 Principal on State Bonds | | 3 075 000 00 | |
| 055 Interest on State Bonds | | 2 811 350 00 | |
| 071 Purchase of State Bonds | | 580 000 00 | |
| 072 Purchase of U. S. Government Securities | | 10 345 000 00 | |
| 080 Accrued Interest on Investments | | 71 927 44 | |
| 083 Discount on Investments | | 483 226 56* | 16 400 050 88 |
| | | | |
| NET CASH BALANCE, AUGUST 31, 1970 | | | 91 232 68 |
| TOTAL | | | 16 491 283 56 |
| INVESTMENT ACCOUNT | | | |
| Bonds Held, September 1, 1969 | | 8 014 000 00 | |
| Add: Bonds Purchased | | 10 925 000 00 | |
| Less: Bonds Redeemed | | 7 731 000 00 | |
| | | | |
| Bonds Held, August 31, 1970 | | 11 208 000 00 | |
| | | | |

* Deduction

TABLE NO. 205
VETERANS' LAND FUNDS - - DIVISION C - - RESERVE FUNDS
 Year Ended August 31, 1970

| | <u>Reserve Series 1957 Fund 376</u> | <u>Reserve Series 1958 Fund 378</u> | <u>Reserve Series 1958A Fund 380</u> | <u>Reserve Series 1961 Fund 382</u> |
|--|---|---|--|---|
| NET CASH BALANCE, SEPTEMBER 1, 1969 | \$ - 0 - | \$ - 0 - | \$ - 0 - | \$ - 0 - |
| Transfers In | - 0 - | - 0 - | - 0 - | - 0 - |
| Expenditures | - 0 - | - 0 - | - 0 - | - 0 - |
| NET CASH BALANCE, AUGUST 31, 1970 | <u>- 0 -</u> | <u>- 0 -</u> | <u>- 0 -</u> | <u>- 0 -</u> |
| INVESTMENT ACCOUNT | | | | |
| Bonds Held: | | | | |
| September 1, 1969 | 1 500 000 00 | 1 500 000 00 | 1 500 000 00 | 1 500 000 00 |
| Add: Bonds Purchased | - 0 - | - 0 - | - 0 - | - 0 - |
| Less: Bonds Redeemed | - 0 - | - 0 - | - 0 - | - 0 - |
| Bonds Held: | | | | |
| August 31, 1970 | <u>1 500 000 00</u> | <u>1 500 000 00</u> | <u>1 500 000 00</u> | <u>1 500 000 00</u> |

TABLE NO. 206
VETERANS' LAND FUNDS - DIVISION C - RESERVE FUNDS
Year Ended August 31, 1970

| | Reserve Series 1961A Fund 384 | Reserve Series 1961B Fund 386 |
|-------------------------------------|-------------------------------------|-------------------------------------|
| NET CASH BALANCE, SEPTEMBER 1, 1969 | \$ - 0 - | \$ - 0 - |
| Transfers In | - 0 - | - 0 - |
| Expenditures | - 0 - | - 0 - |
| | - 0 - | - 0 - |
| NET CASH BALANCE, AUGUST 31, 1970 | - 0 - | - 0 - |
| INVESTMENT ACCOUNT | | |
| Bonds Held, September 1, 1969 | 3 000 000 00 | 3 000 000 00 |
| Add: Bonds Purchased | - 0 - | - 0 - |
| Less: Bonds Redeemed | - 0 - | - 0 - |
| | 3 000 000 00 | 3 000 000 00 |
| Bonds Held, August 31, 1970 | 3 000 000 00 | 3 000 000 00 |

TABLE NO. 207
TEXAS OPPORTUNITY PLAN FUND NO. 387
Year Ended August 31, 1970

| | | | |
|-------------------------------------|--|---------------------|-----------------------------|
| NET CASH BALANCE, SEPTEMBER 1, 1969 | | \$ | 1 630 390 38 |
| RECEIPTS | | | |
| 500 | Interest on State Deposits | \$ | 112 333 29 |
| 510 | Interest on Investments, Bonds | | 228 382 02 |
| 516 | Accrued Interest and Premiums on Sale of State Bonds Issued | | 75 778 70 |
| 565 | Warrants Voided by Statute of Limitation | | 2 872 00 |
| 600 | Sale of State Bonds, Issued | | 44 000 000 00 |
| 607 | Sale or Redemption on Investments-- U. S. Government Securities | | 11 534 000 00 |
| 626 | Departmental Transfers--Appropriation and Fund Transfers | | 6 403 919 00* |
| 627 | Amortization of Premium and Discount--Purchased | | 86 656 16 |
| | | | <u>49 636 103 17</u> |
| | TOTAL | | <u><u>51 266 493 55</u></u> |
| EXPENDITURES | | | |
| 072 | Purchase of U. S. Government Securities | 18 534 000 00 | |
| 080 | Accrued Interest on Investments | 377 912 66 | |
| 083 | Discount on Investments | 24 892 57* | |
| 085 | Premiums on Investments | 14 687 50 | |
| 101 | Loans to College Students | 23 246 348 25 | |
| | | | <u>42 148 055 84</u> |
| NET CASH BALANCE, AUGUST 31, 1970 | | | <u>9 118 437 71</u> |
| | TOTAL | | <u><u>51 266 493 55</u></u> |
| INVESTMENT ACCOUNT | | | |
| | Bonds Held, September 1, 1969 | - 0 - | |
| | Add: Bonds Purchased | 18 534 000 00 | |
| | Less: Bonds Redeemed | 11 534 000 00 | |
| | | | <u>7 000 000 00</u> |
| | Bonds Held, August 31, 1970 | <u>7 000 000 00</u> | |

*Deductions

TABLE NO. 208
 TEXAS COLLEGE STUDENT LOAN BONDS INTEREST AND SINKING FUND NO. 388
 Year Ended August 31, 1970

| | | | |
|-------------------------------------|--|----|----------------------|
| NET CASH BALANCE, SEPTEMBER 1, 1969 | | \$ | 1 943 019 14 |
| RECEIPTS | | | |
| 500 | Interest on State Deposits | \$ | 31 043 72 |
| 510 | Interest on Investments | | 526 079 00 |
| 607 | Sale or Redemption of Investments-- U. S. Government Securities | | 3 580 000 00 |
| 618 | Repayment of Principal on Veterans' Land Notes | | 4 208 664 48 |
| 626 | Departmental Transfer--Appropriation and Fund Transfers | | 6 403 919 00 |
| 627 | Amortization--Premium and Discount--Purchased | | 71 012 97 |
| | TOTAL | | <u>14 820 719 17</u> |
| | | | <u>16 763 738 31</u> |
| EXPENDITURES | | | |
| 050 | Principal on State Bonds | | 1 000 000 00 |
| 055 | Interest on State Bonds | | 2 808 329 50 |
| 072 | Purchase of U. S. Government Securities | | 12 652 000 00 |
| 080 | Accrued Interest on Investments | | 179 527 95 |
| 083 | Discount on Investments | | 615 159 38* |
| | | | <u>16 024 698 07</u> |
| NET CASH BALANCE, AUGUST 31, 1970 | | | <u>739 040 24</u> |
| | TOTAL | | <u>16 763 738 31</u> |
| INVESTMENT ACCOUNT | | | |
| | Bond Held, September 1, 1969 | | 3 738 000 00 |
| | Add: Bonds Purchased | | 12 652 000 00 |
| | Less: Bonds Redeemed | | 3 580 000 00 |
| | Bonds Held, August 31, 1970 | | <u>12 810 000 00</u> |

* Deduction

TABLE NO. 209
 COLLEGE BUILDING FUND 1966 - 1977 FUND NO. 389
 Year Ended August 31, 1970

NET CASH BALANCE, SEPTEMBER 1, 1969 \$ 5 762 720 71

RECEIPTS

| | | | |
|-----|---|-----------------------|----------------------------|
| 001 | Ad Valorem Tax | | \$ 15 159 137 62 |
| 500 | Interest on State Deposits | | 428 301 57 |
| 501 | Interest on County Deposits | | 64 75 |
| 626 | Departmental Transfers--Appropriation and Fund Transfers to: | | |
| | University at Arlington Fund 390 | \$ | 1 753 075 60* |
| | Texas Technological University Fund 391 | | 1 777 963 23* |
| | North Texas State University Fund 392 | | 1 461 689 97* |
| | Lamar State College of Technology Fund 393 | | 1 097 182 35* |
| | Texas A & I University Fund 394 | | 460 040 94* |
| | Texas Woman's University Fund 395 | | 329 421 94* |
| | Texas Southern University Fund 396 | | 404 791 03* |
| | Midwestern University Fund 397 | | 362 826 28* |
| | University of Houston Fund 398 | 2 | 138 488 09* |
| | Pan American College Fund 399 | | 343 740 55* |
| | East Texas State University Fund 400 | | 526 225 56* |
| | Sam Houston State University Fund 401 | | 583 995 50* |
| | Southwest Texas State University Fund 402 | | 559 150 26* |
| | West Texas State University Fund 403 | | 450 126 43* |
| | Stephen F. Austin State College Fund 404 | | 593 969 63* |
| | Sul Ross State University Fund 405 | | 129 123 14* |
| | Angelo State University Fund 406 | | 277 567 85* |
| | | <u>13 249 378 35*</u> | <u>2 338 125 59</u> |
| | TOTAL | | <u><u>8 100 846 30</u></u> |

EXPENDITURES

| | | | |
|---|--|--|----------------------------|
| NET CASH BALANCE, AUGUST 31, 1970: | | | |
| Reserved 15% of Ad Valorem Taxes and Receipts for Distribution on June 1, 1972 Basis | | | 8 100 846 30 |
| TOTAL | | | <u><u>8 100 846 30</u></u> |

*Deductions

TABLE NO. 210
COLLEGE 1966-1977 BUILDING BOND SINKING FUNDS
Year Ended August 31, 1970

| | <u>University of Texas at Arlington Fund 390</u> | <u>Texas Technological University Fund 391</u> | <u>North Texas State University Fund 392</u> | <u>Lamar State College of Technology Fund 393</u> | <u>Texas A & I University Fund 394</u> |
|---|--|--|--|---|--|
| NET CASH BALANCE, SEPTEMBER 1, 1969 | \$ 1 290 971 99 | \$ 1 151 045 65 | \$ 936 104 25 | \$ 664 169 23 | \$ 288 219 51 |
| RECEIPTS | | | | | |
| 500 Interest on State Deposits | 31 993 07 | 28 068 85 | 22 893 85 | 16 191 80 | 7 014 82 |
| 626 Departmental Transfers--Appropriation and Fund Transfers | <u>1 753 075 60</u> | <u>1 777 963 23</u> | <u>1 461 689 97</u> | <u>1 097 182 35</u> | <u>460 040 94</u> |
| TOTAL RECEIPTS | <u>1 785 068 67</u> | <u>1 806 032 08</u> | <u>1 484 583 82</u> | <u>1 113 374 15</u> | <u>467 055 76</u> |
| TOTAL | <u>3 076 040 66</u> | <u>2 957 077 73</u> | <u>2 420 688 07</u> | <u>1 777 543 38</u> | <u>755 275 27</u> |
| EXPENDITURES | 1 216 630 00 | 1 227 365 00 | 1 010 110 00 | 756 315 00 | 314 970 00 |
| NET CASH BALANCE, AUGUST 31, 1970 | <u>1 859 410 66</u> | <u>1 729 712 73</u> | <u>1 410 578 07</u> | <u>1 021 228 38</u> | <u>440 305 27</u> |
| TOTAL | <u>3 076 040 66</u> | <u>2 957 077 73</u> | <u>2 420 688 07</u> | <u>1 777 543 38</u> | <u>755 275 27</u> |

TABLE NO. 211
COLLEGE 1966 - 1977 BUILDING BOND SINKING FUNDS
Year Ended August 31, 1970

| | Texas Woman's University Fund 395 | Texas Southern University Fund 396 | Midwestern University Fund 397 | University of Houston Fund 398 | Pan American College Fund 399 |
|---|--|---|--------------------------------------|--------------------------------------|--|
| NET CASH BALANCE, SEPTEMBER 1, 1969 | \$ 187 563 15 | \$ 223 696 08 | \$ 236 079 02 | \$ 1 319 618 99 | \$ 188 072 87 |
| RECEIPTS | | | | | |
| 500 Interest on State Deposits | 4 534 81 | 5 403 17 | 5 754 06 | 32 211 66 | 4 540 99 |
| 626 Departmental Transfers--Appropriation and Fund Transfers | 329 421 94 | 404 791 03 | 362 826 28 | 2 138 488 09 | 343 740 55 |
| TOTAL RECEIPTS | <u>333 956 75</u> | <u>410 194 20</u> | <u>368 580 34</u> | <u>2 170 699 75</u> | <u>348 281 54</u> |
| TOTAL | <u>521 519 90</u> | <u>633 890 28</u> | <u>604 659 36</u> | <u>3 490 318 74</u> | <u>536 354 41</u> |
| EXPENDITURES | 225 390 00 | 277 450 00 | 247 725 00 | 1 479 045 00 | 233 155 00 |
| NET CASH BALANCE, AUGUST 31, 1970 | 296 129 90 | 356 440 28 | 356 934 36 | 2 011 273 74 | 303 199 41 |
| TOTAL | <u>521 519 90</u> | <u>633 890 28</u> | <u>604 659 36</u> | <u>3 490 318 74</u> | <u>536 354 41</u> |

TABLE NO. 212
COLLEGE 1966 - 1977 BUILDING BOND SINKING FUNDS
Year Ended August 31, 1970

| | East Texas State University Fund 400 | Sam Houston University Fund 401 | Southwest Texas State University Fund 402 | West Texas State University Fund 403 |
|---|---|---------------------------------------|--|---|
| NET CASH BALANCE, SEPTEMBER 1, 1969 | \$ 378 316 77 | \$ 330 624 00 | \$ 402 279 63 | \$ 285 536 89 |
| RECEIPTS | | | | |
| 500 Interest on State Deposits | 9 084 11 | 7 641 90 | 9 715 95 | 6 679 29 |
| 626 Departmental Transfers--Appropriation and Fund Transfers | <u>164 720 63</u> | <u>180 432 79</u> | <u>175 729 72</u> | <u>142 438 84</u> |
| TOTAL RECEIPTS | <u>173 804 74</u> | <u>188 074 69</u> | <u>185 445 67</u> | <u>149 118 13</u> |
| TOTAL | <u>552 121 51</u> | <u>518 698 69</u> | <u>587 725 30</u> | <u>434 655 02</u> |
| EXPENDITURES | - 0 - | - 0 - | - 0 - | - 0 - |
| NET CASH BALANCE, AUGUST 31, 1970 | <u>552 121 51</u> | <u>518 698 69</u> | <u>587 725 30</u> | <u>434 655 02</u> |
| TOTAL | <u>552 121 51</u> | <u>518 698 69</u> | <u>587 725 30</u> | <u>434 655 02</u> |

TABLE NO. 213
COLLEGE 1966 - 1977 BUILDING BOND SINKING FUNDS
Year Ended August 31, 1970

| | Stephen F. Austin State University Fund 404 | Sul Ross State University Fund 405 | Angelo State University Fund 406 |
|---|--|---|---|
| NET CASH BALANCE, SEPTEMBER 1, 1969 | \$ 337 618 97 | \$ 92 890 30 | \$ 159 494 34 |
| RECEIPTS | | | |
| 500 Interest on State Deposits | 7 807 09 | 2 252 15 | 3 737 69 |
| 626 Departmental Transfers--Appropriation and Fund Transfers | 183 238 26 | 43 753 73 | 86 761 78 |
| TOTAL RECEIPTS | 191 045 35 | 46 005 88 | 90 499 47 |
| TOTAL | 528 664 32 | 138 896 18 | 249 993 81 |
| EXPENDITURES | - 0 - | - 0 - | - 0 - |
| NET CASH BALANCE, AUGUST 31, 1970 | 528 664 32 | 138 896 18 | 249 993 81 |
| TOTAL | 528 664 32 | 138 896 18 | 249 993 81 |

TABLE NO. 214
BOARD OF REGENTS STATE SENIOR COLLEGES
1966 - 1977 BUILDING BOND SINKING FUND NO. 407
Year Ended August 31, 1970

| | | |
|---|--|---------------------|
| NET CASH BALANCE, SEPTEMBER 1, 1969 | | 32 19 |
| RECEIPTS | | |
| 500 Interest on State Deposits | | 1 865 19 |
| 626 Departmental Transfers--Appropriation and Fund Transfers | | 2 143 082 62 |
| TOTAL | | 2 144 980 00 |
| EXPENDITURES | | 2 144 980 00 |
| NET CASH BALANCE, AUGUST 31, 1970 | | - 0 - |
| TOTAL | | 2 144 980 00 |

TABLE NO. 215
TEXAS PARK DEVELOPMENT FUND NO. 408
Year Ended August 31, 1970

| | | |
|--|----|---------------|
| NET CASH BALANCE, SEPTEMBER 1, 1969 | \$ | 8 771 53 |
| RECEIPTS | | |
| 500 Interest on State Deposits | \$ | 3 353 01 |
| 510 Interest on Investments | | 75 093 76 |
| 530 Federal Grants | | 910 670 00 |
| 607 Sale or Redemption on Investments-- U. S. Government Securities | | 8 925 000 00 |
| 627 Amortization of Premium--and Discount--Purchased | | 311 147 67 |
| | | 10 225 264 44 |
| TOTAL | | 10 234 035 97 |
| EXPENDITURES | | |
| | | 10 225 230 46 |
| NET CASH BALANCE, AUGUST 31, 1970 | | 8 805 51 |
| TOTAL | | 10 234 035 97 |
| INVESTMENT ACCOUNT | | |
| Bonds Held, September 1, 1969 | | 5 025 000 00 |
| Add: Bonds Purchased | | 8 460 000 00 |
| Less: Bonds Redeemed | | 8 925 000 00 |
| | | 4 560 000 00 |
| Bonds Held, August 31, 1970 | | |

TABLE NO. 216
TEXAS PARK DEVELOPMENT BONDS INTEREST AND SINKING FUND NO. 409
Year Ended August 31, 1970

| | | | |
|-------------------------------------|--|----|----------------------------|
| NET CASH BALANCE, SEPTEMBER 1, 1969 | | \$ | 4 789 37 |
| RECEIPTS | | | |
| 226 | Other Licenses, Permits and Registration Fees | \$ | 493 000 00 |
| 500 | Interest on State Deposits | | 884 45 |
| 510 | Interest on State Investments | | 42 468 76 |
| 607 | Sale or Redemption of Investments-- U. S. Government Securities | | 1 435 000 00 |
| 627 | Amortization of Premium and Discount--Purchased | | 29 077 08 |
| | TOTAL | | <u><u>2 005 219 66</u></u> |
| EXPENDITURES | | | |
| 055 | Interest on State Bonds | | 207 450 00 |
| 072 | Purchase of U. S. Government Securities | | 1 870 000 00 |
| 083 | Discount on Investments | | 73 229 84* |
| | TOTAL | | <u><u>2 004 220 16</u></u> |
| NET CASH BALANCE, AUGUST 31, 1970 | | | <u><u>999 50</u></u> |
| | TOTAL | | <u><u>2 005 219 66</u></u> |
| INVESTMENT ACCOUNT | | | |
| | Bonds Held, September 1, 1969 | | 1 215 000 00 |
| | Add: Bonds Purchased | | 1 870 000 00 |
| | Less: Bonds Redeemed | | <u>1 435 000 00</u> |
| | Bonds Held, August 31, 1970 | | <u><u>1 650 000 00</u></u> |

* Deduction

TABLE NO. 217
 VETERANS' LAND BOND FUND -- DIVISION D -- SERIES 1968 FUND NO. 410
 Year Ended August 31, 1970

| | | | |
|----------------------------|--|-------------------|---------------------|
| | NET CASH BALANCE, SEPTEMBER 1, 1969 | \$ | 23 238 62 |
| RECEIPTS | | | |
| 500 | Interest on State Deposits | \$ 3 825 74 | |
| 510 | Interest on State Investments | 66 062 50 | |
| 515 | Interest on Land Sales | 1 534 568 30 | |
| 607 | Sale or Redemption of Investments-- U. S. Government Securities | 2 915 000 00 | |
| 617 | Repayment of Principal on Veterans Land Notes | 715 838 25 | |
| 626 | Departmental Transfers--Appropriation and Fund Transfers | 227 955 50* | |
| 627 | Amortization of Premium and Discount--Purchased | 41 020 15 | 5 048 359 44 |
| | TOTAL | | <u>5 071 598 06</u> |
| EXPENDITURES | | | |
| 055 | Interest on State Bonds | 1 349 750 00 | |
| 072 | Purchase of U. S. Government Securities | 2 760 000 00 | |
| 080 | Accrued Interest on Investments | 12 875 74 | |
| 083 | Discount on Investments | 9 872 65 | |
| 092 | Land Purchased for Resale | 904 569 21 | 5 037 067 60 |
| | TOTAL | | <u>34 530 46</u> |
| | NET CASH BALANCE, AUGUST 31, 1970 | | <u>5 071 598 06</u> |
| INVESTMENT ACCOUNTS | | | |
| | Bonds Held, September 1, 1969 | 775 000 00 | |
| | Add: Bonds Purchased | 2 760 000 00 | |
| | Less: Bonds Redeemed | 2 915 000 00 | |
| | Bonds Held, August 31, 1970 | <u>620 000 00</u> | |

* Deduction

TABLE NO. 218
VETERANS' BOND FUND -- DIVISION D -- RESERVE SERIES 1968 FUND NO. 411
Year Ended August 31, 1970

| | | | |
|-------------------------------------|---|----|------------|
| NET CASH BALANCE, SEPTEMBER 1, 1969 | | \$ | - 0 - |
| RECEIPTS | | | |
| 500 | Interest on State Deposits | \$ | 24 98 |
| 626 | Departmental Transfers--Appropriation and Fund Transfers | | 227 955 50 |
| | | | 227 980 48 |
| | TOTAL | | 227 980 48 |
| EXPENDITURES | | | |
| 072 | Purchase of U. S. Government Securities | | 240 000 00 |
| 080 | Accrued Interest on Investments | | 2 730 50 |
| 083 | Discount on Investments | | 14 775 00* |
| | | | 227 955 50 |
| NET CASH BALANCE, AUGUST 31, 1970 | | | 24 98 |
| | TOTAL | | 227 980 48 |
| INVESTMENT ACCOUNT | | | |
| | Bonds Held, September 1, 1969 | | 480 000 00 |
| | Add: Bonds Purchased | | 240 000 00 |
| | Less: Bonds Redeemed | | - 0 - |
| | | | 720 000 00 |
| | Bonds Held, August 31, 1970 | | 720 000 00 |

* Deduction

TABLE NO. 219
MIDWESTERN UNIVERSITY SPECIAL MINERAL FUND NO. 412
Year Ended August 31, 1970

| | | |
|---|----|-----------|
| NET CASH BALANCE, SEPTEMBER 1, 1969 | \$ | 4 266 72 |
| RECEIPTS | | |
| 402 Oil and Gas Royalties | \$ | 2 913 30* |
| 626 Departmental Transfers--Appropriation and Fund Transfers | | 783 01* |
| | | 3 696 31* |
| TOTAL | | 570 41 |
| EXPENDITURES | | |
| | | - 0 - |
| NET CASH BALANCE, AUGUST 31, 1970 | | 570 41 |
| TOTAL | | 570 41 |

* Deductions



TABLE NO. 220
 VETERANS' LAND BOND FUND-- DIVISION D -- SERIES 1968A FUND NO. 413
 Year Ended August 31, 1970

| | | | |
|--|--|----|-----------------------------|
| NET CASH BALANCE, SEPTEMBER 1, 1969 | | \$ | 1 331 759 85 |
| RECEIPTS | | | |
| 500 Interest on State Deposits | | \$ | 30 555 93 |
| 510 Interest on Investments | | | 135 265 63 |
| 515 Interest on Land Sales | | | 678 602 32 |
| 607 Sale or Redemption of Investments-- U. S. Government Securities | | | 29 835 000 00 |
| 617 Repayment of Principal on Veterans Land Notes | | | 2 846 404 20 |
| 626 Departmental Transfers--Appropriation and Fund Transfers | | | 477 768 35 |
| 627 Amortization of Premiums and Discount--Purchased | | | 618 825 43 |
| | | | <u>34 622 421 86</u> |
| TOTAL | | | <u><u>35 954 181 71</u></u> |
| EXPENDITURES | | | |
| 055 Interest on State Bonds | | | 1 371 000 00 |
| 072 Purchase of U. S. Government Securities | | | 12 335 000 00 |
| 080 Accrued Interest on Investments | | | 5 671 79 |
| 083 Discount on Investments | | | 388 547 74 |
| 092 Land Purchased for Resale | | | 21 527 193 19 |
| | | | <u>35 627 412 72</u> |
| NET CASH BALANCE, AUGUST 31, 1970 | | | <u>326 768 99</u> |
| TOTAL | | | <u><u>35 954 181 71</u></u> |
| INVESTMENT ACCOUNT | | | |
| Bonds Held, September 1, 1969 | | | 17 600 000 00 |
| Add: Bonds Purchased | | | 12 335 000 00 |
| Less: Bonds Redeemed | | | 29 835 000 00 |
| | | | <u>100 000 00</u> |
| Bonds Held, August 31, 1970 | | | <u><u>100 000 00</u></u> |


TABLE NO. 221
 VETERANS' BOND FUND -- DIVISION D -- RESERVE SERIES 1968A FUND NO. 414
 Year Ended August 31, 1970

| | | | |
|--|--|--------------|-------------|
| NET CASH BALANCE, SEPTEMBER 1, 1969 | | \$ | - 0 - |
| RECEIPTS | | | |
| 607 Sale or Redemption of Investments-- U. S. Government Securities | | \$ | 508 315 22 |
| 626 Departmental Transfers--Appropriation and Fund Transfers | | | 477 768 35* |
| | | | 30 546 87 |
| TOTAL | | | 30 546 87 |
| EXPENDITURES | | | |
| 083 Discounts on Investments | | | 30 546 87 |
| NET CASH BALANCE, AUGUST 31, 1970 | | | - 0 - |
| TOTAL | | | 30 546 87 |
| INVESTMENT ACCOUNT | | | |
| Bonds Held, September 1, 1969 | | 1 800 000 00 | |
| Add: Bonds Purchased | | - 0 - | |
| Less: Bonds Redeemed | | 508 315 22 | |
| | | 1 291 684 78 | |
| Bonds Held, August 31, 1970 | | | |

* Deduction



ANNUAL REPORT OF THE
COMPTROLLER OF PUBLIC ACCOUNTS
STATE OF TEXAS
1970
TO THE GOVERNOR



PART II

TAX COLLECTORS' ACCOUNTS
ASSESSED VALUATIONS
TAX RATES
MISCELLANEOUS

ROBERT S. CALVERT
COMPTROLLER

Documents Department
MAY 13 1971
Dallas Public Library

ANNUAL REPORT OF THE
COMPTROLLER OF PUBLIC ACCOUNTS

STATE OF TEXAS

1970

TO THE GOVERNOR



PART II

TAX COLLECTORS' ACCOUNTS
ASSESSED VALUATIONS
TAX RATES
MISCELLANEOUS

ROBERT S. CALVERT
COMPTROLLER



Comptroller of Public Accounts
State of Texas
Austin

ROBERT S. CALVERT
COMPTROLLER

April 15, 1971

Honorable Preston Smith
Governor of Texas
Austin, Texas

Dear Sir:

I respectfully submit herein Part II of the Annual Report of the Comptroller of Public Accounts, fiscal year 1970 as required by Article 4348 VCS. This report contains statements of Tax Collectors' accounts, assessed valuations, tax rates and other miscellaneous information.

I again express my appreciation to the Governor, the Legislature, and the other State Agencies for their fine cooperation.

Respectfully yours,

ROBERT S. CALVERT
Comptroller of Public Accounts

RSC:alw

TABLE OF CONTENTS

| TABLE NO. | | PAGE |
|-----------|---|------|
| | Letter of Transmittal | |
| 222 | Tax Assessor-Collectors' Accounts for 1969 | 1 |
| 223 | Ex-Tax Assessor-Collectors' Accounts for 1969 | 44 |
| 224 | Summary of Tax Assessor-Collectors' Accounts for 1969 - Ad Valorem Tax | 47 |
| 225 | Tax Rates and Assessed Valuations for 1907 - 1970 | 48 |
| 226 | Property Assessed for Taxation as shown by 1970 Tax Rolls | 50 |
| 227 | Summary of Property and Values Thereof in the State of Texas Shown by the Assessments for 1969 Compared with the Assessments for 1970 | 101 |
| 228 | Statement of Assessments Against Railroads and Bridges as Shown by 1970 Tax Rolls | 102 |
| 229 | Warrants Issued in Payment of District Court Expense and Other Expense Accounted for Through the Comptroller's Judiciary Section Fiscal Year Ended Through August 31, 1970 | 137 |

TABLE NO. 222
TAX ASSESSOR—COLLECTORS' ACCOUNTS FOR 1969
 Showing The Classes of State Charges, Credits Allowed, Expense To The State
 For Assessing And Collecting And Net Amount Collected
 For Fiscal Year July 1, 1969 to June 30, 1970, Both Inclusive

| | ANDERSON | ANDREWS | ANGELINA | ARANSAS | ARCHER | ARMSTRONG |
|-----------------------------------|----------------------|----------------------|----------------------|----------------------|---------------------|---------------------|
| AD VALOREM: | | | | | | |
| DR: Charged on 1969 Rolls | \$ 188 439 10 | \$ 394 799 41 | \$ 161 183 37 | \$ 123 973 56 | \$ 71 034 29 | \$ 23 262 20 |
| Supplemental Assessments | 296 66 | 283 59 | 114 52 | 21 57 | 40 75 | 8 37 |
| Insolvent Collections | 30 19 | 113 14 | 43 24 | 153 14 | 69 73 | 15 89 |
| Delinquent Collections | 3 497 20 | 947 29 | 11 189 10 | 3 255 21 | 2 570 62 | 193 03 |
| Penalty & Interest | 1 577 98 | 435 44 | 1 741 07 | 972 87 | 840 94 | 46 01 |
| Sundry Debits | - 0 - | - 0 - | 266 25 | 11 80 | 11 71 | 1 51 |
| CR: Insolvent List | 428 23 | 113 78 | 2 055 93 | 1 084 29 | 443 89 | 46 87 |
| Errors in Assessments | 427 46 | 3 297 80 | 1 630 35 | 780 05 | 151 25 | 46 |
| Delinquent List | 6 318 81 | 1 223 75 | 7 439 67 | 5 060 30 | 2 030 86 | 170 50 |
| Commissions & Fees: | | | | | | |
| Collector for Collecting | 3 637 55 | 7 610 15 | 3 196 46 | 2 365 01 | 1 347 31 | 455 61 |
| Discount | 4 789 08 | 11 435 42 | 3 544 46 | 3 206 61 | 1 238 02 | 526 84 |
| Sundry Credits | - 0 - | - 0 - | - 0 - | - 0 - | 195 81 | 182 28 |
| Article 7335 | 304 87 | - 0 - | - 0 - | 635 11 | 513 12 | - 0 - |
| State Aid | - 0 - | - 0 - | - 0 - | 15 91 | - 0 - | - 0 - |
| Balance Due State | - 0 - | 160 30 | 08 | 6 20 | 66 77 | 03 |
| DEPOSITORY INTEREST: | | | | | | |
| DR: Depository Interest Collected | - 0 - | - 0 - | - 0 - | - 0 - | - 0 - | - 0 - |
| TOTAL DEBITS | 193 841 13 | 396 578 87 | 174 537 55 | 128 388 15 | 74 568 04 | 23 527 01 |
| TOTAL CREDITS | 15 906 00 | 23 841 20 | 17 866 95 | 13 153 48 | 5 987 03 | 1 382 59 |
| TOTAL NET COLLECTIONS | \$ 177 935 13 | \$ 372 737 67 | \$ 156 670 60 | \$ 115 234 67 | \$ 68 581 01 | \$ 22 144 42 |

TABLE NO. 222

TAX ASSESSOR—COLLECTORS' ACCOUNTS FOR 1969
Showing The Classes of State Charges, Credits Allowed, Expense To The State
For Assessing And Collecting And Net Amount Collected
For Fiscal Year July 1, 1969 to June 30, 1970, Both Inclusive

| | ATASCOSA | AUSTIN | BAILEY | BANDERA | BASTROP | BAYLOR |
|-----------------------------------|----------------------|----------------------|---------------------|---------------------|---------------------|---------------------|
| AD VALOREM: | | | | | | |
| DR: Charged on 1969 Rolls | \$ 140 099 44 | \$ 111 066 20 | \$ 55 943 90 | \$ 34 323 62 | \$ 63 222 67 | \$ 46 598 57 |
| Supplemental Assessments | 191 51 | 389 58 | 55 85 | 325 72 | 22 13 | 2 54 |
| Insolvent Collections | 77 31 | 162 07 | 106 78 | 209 73 | 29 61 | 427 33 |
| Delinquent Collections | 3 090 43 | 991 22 | 1 847 31 | 3 437 82 | 1 560 91 | 1 085 30 |
| Penalty & Interest | 786 74 | 264 84 | 492 28 | 1 280 53 | 414 05 | 439 24 |
| Sundry Debits | 48 | 21 | 144 35 | 384 88 | 1 79 | 43 74 |
| CR: Insolvent List | 283 79 | 594 03 | 1 586 41 | 599 49 | 313 93 | 975 13 |
| Errors in Assessments | 329 54 | 261 82 | 238 71 | 85 05 | 414 91 | 171 35 |
| Delinquent List | 4 018 62 | 2 669 37 | 2 058 11 | 1 692 70 | 2 373 96 | 1 072 45 |
| Commissions & Fees: | | | | | | |
| Collector for Collecting | 2 719 30 | 2 160 59 | 1 023 06 | 731 01 | 1 217 92 | 877 69 |
| Discount | 3 649 05 | 1 320 20 | 1 197 00 | 649 47 | 1 249 59 | 1 097 96 |
| Sundry Credits | - 0 - | - 0 - | 31 02 | 384 93 | 1 41 | - 0 - |
| Article 7335 | 598 18 | - 0 - | - 0 - | 490 59 | - 0 - | 288 31 |
| State Aid | - 0 - | 19 18 | - 0 - | - 0 - | - 0 - | - 0 - |
| Balance Due State | - 0 - | - 0 - | 154 07 | 04 | 70 | 27 45 |
| DEPOSITORY INTEREST: | | | | | | |
| DR: Depository Interest Collected | - 0 - | - 0 - | - 0 - | - 0 - | - 0 - | - 0 - |
| TOTAL DEBITS | 144 245 91 | 112 874 12 | 58 590 47 | 39 962 30 | 65 251 16 | 48 596 72 |
| TOTAL CREDITS | 11 598 48 | 7 025 19 | 6 288 38 | 4 633 28 | 5 572 42 | 4 510 34 |
| TOTAL NET COLLECTIONS | \$ 132 647 43 | \$ 105 848 93 | \$ 52 302 09 | \$ 35 329 02 | \$ 59 678 74 | \$ 44 086 38 |

TABLE NO. 222
TAX ASSESSOR-COLLECTORS' ACCOUNTS FOR 1969
 Showing The Classes of State Charges, Credits Allowed, Expense To The State
 For Assessing And Collecting And Net Amount Collected
 For Fiscal Year July 1, 1969 to June 30, 1970, Both Inclusive

| | BEE | BELL | BEXAR | BLANCO | BORDEN | BOSQUE |
|-----------------------------------|----------------------|----------------------|------------------------|---------------------|---------------------|---------------------|
| AD VALOREM: | | | | | | |
| DR: Charged on 1969 Rolls | \$ 194 312 44 | \$ 267 960 94 | \$ 2 047 731 44 | \$ 17 916 61 | \$ 78 016 90 | \$ 54 670 25 |
| Supplemental Assessments | 36 71 | 194 09 | 3 067 98 | 85 | 18 55 | 35 20 |
| Insolvent Collections | 1 755 02 | 2 979 32 | 7 341 43 | 72 95 | 30 08 | 69 09 |
| Delinquent Collections | 4 418 49 | 5 452 12 | 82 274 18 | 482 56 | 152 60 | 691 88 |
| Penalty & Interest | 1 661 18 | 1 780 28 | 27 022 78 | 228 46 | 51 59 | 242 65 |
| Sundry Debits | 180 37 | 32 57 | 85 30 | 8 21 | 87 | 01 |
| CR: Insolvent List | 4 433 52 | 8 133 00 | 18 551 06 | 70 72 | 263 49 | 524 00 |
| Errors in Assessments | 591 30 | 2 020 37 | 15 699 01 | 104 81 | 46 47 | 124 75 |
| Delinquent List | 7 132 69 | 6 359 97 | 72 010 53 | 220 48 | 214 76 | 1 410 92 |
| Commissions & Fees: | | | | | | |
| Collector for Collecting | 3 707 58 | 5 109 63 | 40 205 34 | 345 70 | 1 510 60 | 1 048 76 |
| Discount | 4 647 10 | 6 403 18 | 50 909 25 | 347 58 | 2 214 15 | 1 211 74 |
| Sundry Credits | 180 37 | - 0 - | 22 35 | 9 20 | - 0 - | 15 82 |
| Article 7335 | - 0 - | 1 496 85 | - 0 - | - 0 - | - 0 - | - 0 - |
| State Aid | - 0 - | - 0 - | - 0 - | - 0 - | - 0 - | - 0 - |
| Balance Due State | - 0 - | - 0 - | - 0 - | - 0 - | 42 | - 0 - |
| DEPOSITORY INTEREST: | | | | | | |
| DR: Depository Interest Collected | - 0 - | - 0 - | - 0 - | - 0 - | - 0 - | - 0 - |
| TOTAL DEBITS | 202 364 21 | 278 399 32 | 2 167 523 11 | 18 709 64 | 78 270 59 | 55 709 08 |
| TOTAL CREDITS | 20 692 56 | 29 523 00 | 197 397 54 | 1 098 49 | 4 249 89 | 4 335 99 |
| TOTAL NET COLLECTIONS | \$ 181 671 65 | \$ 248 876 32 | \$ 1 970 125 57 | \$ 17 611 15 | \$ 74 020 70 | \$ 51 373 09 |

TABLE NO. 222
 TAX ASSESSOR—COLLECTORS' ACCOUNTS FOR 1969
 Showing The Classes of State Charges, Credits Allowed, Expense To The State
 For Assessing And Collecting And Net Amount Collected
 For Fiscal Year July 1, 1969 to June 30, 1970, Both Inclusive

| | BOWIE | BRAZORIA | BRAZOS | BREWSTER | BRISCOE | BROOKS |
|-----------------------------------|----------------------|------------------------|----------------------|---------------------|---------------------|--------------------|
| AD VALOREM: | | | | | | |
| DR: Charged on 1969 Rolls | \$ 153,934.77 | \$ 1,367,937.66 | \$ 143,547.61 | \$ 66,213.83 | \$ 25,641.90 | \$ 9,717.84 |
| Supplemental Assessments | 2,795.90 | 699.28 | 540.88 | 1.79 | 3.29 | 6.66 |
| Insolvent Collections | 559.38 | 1,597.09 | 134.42 | 100.16 | 112.95 | 40.28 |
| Delinquent Collections | 12,568.68 | 7,953.55 | 1,966.98 | 3,588.09 | 1,824.77 | 517.07 |
| Penalty & Interest | 5,875.18 | 2,771.10 | 884.24 | 997.56 | 855.74 | 200.66 |
| Sundry Debits | 389.89 | 4.99 | 424.89 | - 0 - | 383.49 | - 0 - |
| CR: Insolvent List | 502.03 | 6,173.01 | 789.48 | 263.70 | 183.74 | 924.49 |
| Errors in Assessments | 3,084.91 | 2,411.96 | 2,578.73 | 98.66 | 489.70 | 227.09 |
| Delinquent List | 14,269.81 | 14,497.07 | 5,614.56 | 4,064.64 | 1,107.02 | 1,799.14 |
| Commissions & Fees: | | | | | | |
| Collector for Collecting | 3,102.02 | 27,026.67 | 2,722.49 | 1,211.13 | 478.44 | 150.09 |
| Discount | 3,098.82 | 6,547.90 | 1,968.64 | 1,430.66 | 514.27 | 24.94 |
| Sundry Credits | 273.32 | 1,547.68 | 237.70 | - 0 - | - 0 - | 34.09 |
| Article 7335 | - 0 - | 1,602.70 | - 0 - | - 0 - | - 0 - | - 0 - |
| State Aid | - 0 - | - 0 - | - 0 - | - 0 - | - 0 - | - 0 - |
| Balance Due State | - 0 - | - 0 - | 184.81 | 94.39 | 59.61 | 2.34 |
| DEPOSITORY INTEREST: | | | | | | |
| DR: Depository Interest Collected | - 0 - | - 0 - | - 0 - | - 0 - | - 0 - | - 0 - |
| TOTAL DEBITS | 176,123.80 | 1,380,963.67 | 147,499.02 | 70,901.43 | 28,822.14 | 10,482.51 |
| TOTAL CREDITS | 24,330.91 | 59,806.99 | 14,096.41 | 7,163.18 | 2,832.78 | 3,162.18 |
| TOTAL NET COLLECTIONS | \$ 151,792.89 | \$ 1,321,156.68 | \$ 133,402.61 | \$ 63,738.25 | \$ 25,989.36 | \$ 7,320.33 |

TAX ASSESSOR—COLLECTORS' ACCOUNTS FOR 1969
 Showing The Classes of State Charges, Credits Allowed, Expense To The State
 For Assessing And Collecting And Net Amount Collected
 For Fiscal Year July 1, 1969 to June 30, 1970, Both Inclusive

| | BROWN | BURLESON | BURNET | CALDWELL | CALHOUN | CALLAHAN |
|-----------------------------------|---------------------|---------------------|---------------------|---------------------|----------------------|---------------------|
| AD VALOREM: | | | | | | |
| DR: Charged on 1969 Rolls | \$ 98 370 48 | \$ 36 761 31 | \$ 47 640 74 | \$ 68 345 94 | \$ 406 061 58 | \$ 48 381 98 |
| Supplemental Assessments | 205 93 | 28 93 | 148 31 | 375 40 | 15 17 | 15 19 |
| Insolvent Collections | 406 97 | - 0 - | 264 54 | 99 79 | 87 85 | 16 42 |
| Delinquent Collections | 4 108 27 | 982 32 | 1 297 59 | 3 379 65 | 1 269 73 | 1 284 48 |
| Penalty & Interest | 1 201 85 | 337 80 | 456 78 | 1 425 21 | 415 60 | 409 94 |
| Sundry Debits | 32 41 | 1 96 | 7 57 | - 0 - | - 0 - | - 0 - |
| CR: Insolvent List | 595 55 | 84 24 | 1 267 75 | 821 70 | 396 77 | 229 75 |
| Errors in Assessments | 1 520 00 | 166 91 | 601 09 | 597 11 | 108 57 | 64 66 |
| Delinquent List | 8 089 39 | 1 806 09 | 2 921 90 | 6 637 72 | 3 052 10 | 1 873 85 |
| Commissions & Fees: | | | | | | |
| Collector for Collecting | 1 838 92 | 715 93 | 880 90 | 1 285 56 | 7 855 18 | 910 24 |
| Discount | 2 146 71 | 253 00 | 972 45 | 1 270 46 | 11 533 50 | 805 34 |
| Sundry Credits | 20 85 | 380 10 | - 0 - | 1 29 | - 0 - | - 0 - |
| Article 7335 | 813 18 | - 0 - | - 0 - | 717 73 | 254 84 | - 0 - |
| State Aid | - 0 - | - 0 - | - 0 - | - 0 - | 32 87 | - 0 - |
| Balance Due State | - 0 - | - 0 - | - 0 - | 29 74 | - 0 - | 32 44 |
| DEPOSITORY INTEREST: | | | | | | |
| DR: Depository Interest Collected | - 0 - | - 0 - | - 0 - | - 0 - | - 0 - | - 0 - |
| TOTAL DEBITS | 104 325 91 | 38 112 32 | 49 815 53 | 73 625 99 | 407 849 93 | 50 108 01 |
| TOTAL CREDITS | 15 024 60 | 3 406 27 | 6 644 09 | 11 361 31 | 23 233 83 | 3 916 28 |
| TOTAL NET COLLECTIONS | \$ 89 301 31 | \$ 34 706 05 | \$ 43 171 44 | \$ 62 264 68 | \$ 384 616 10 | \$ 46 191 73 |

TABLE NO. 222

TAX ASSESSOR—COLLECTORS' ACCOUNTS FOR 1969
 Showing The Classes of State Charges, Credits Allowed, Expense To The State
 For Assessing And Collecting And Net Amount Collected
 For Fiscal Year July 1, 1969 to June 30, 1970, Both Inclusive

| | CAMERON | CAMP | CARSON | CASS | CASTRO | CHAMBERS |
|--|----------------------|---------------------|----------------------|----------------------|---------------------|----------------------|
| AD VALOREM: | | | | | | |
| DR: Charged on 1969 Rolls | \$ 646,997.73 | \$ 23,037.93 | \$ 133,376.25 | \$ 118,945.74 | \$ 53,547.33 | \$ 404,270.89 |
| Supplemental Assessments | 442.42 | 67.49 | 6.97 | 161.00 | 39.34 | 339.73 |
| Insolvent Collections | 6,204.92 | 50.08 | 287.81 | 189.67 | 161.08 | 33.59 |
| Delinquent Collections | 22,552.91 | 609.49 | 761.89 | 1,946.98 | 639.96 | 942.11 |
| Penalty & Interest | 8,089.99 | 158.92 | 343.66 | 661.45 | 227.54 | 276.34 |
| Sundry Debits | 28.83 | 3.64 | .01 | 14.72 | - 0 - | 56.98 |
| CR: Insolvent List | 71,662.92 | 798.45 | 437.39 | 1,874.17 | 905.57 | 684.72 |
| Errors in Assessments | 5,432.88 | 98.07 | 89.01 | 161.42 | 159.19 | 898.03 |
| Delinquent List | 35,255.53 | 1,123.87 | 1,108.56 | 2,551.00 | 1,780.85 | 5,322.65 |
| Commissions & Fees: | | | | | | |
| Collector for Collecting | 11,170.82 | 428.16 | 2,592.11 | 2,285.43 | 997.77 | 7,925.01 |
| Discount | 13,380.58 | 499.14 | 3,535.99 | 3,056.05 | 1,127.73 | 2,706.72 |
| Sundry Credits | 8.70 | 1.88 | 21.29 | 106.43 | - 0 - | 56.76 |
| Article 7335 | - 0 - | - 0 - | - 0 - | 383.48 | - 0 - | - 0 - |
| State Aid | - 0 - | - 0 - | - 0 - | - 0 - | - 0 - | - 0 - |
| Balance Due State | 5.22 | - 0 - | - 0 - | - 0 - | 15.06 | .02 |
| DEPOSITORY INTEREST: | | | | | | |
| DR: Depository Interest Collected | - 0 - | - 0 - | - 0 - | - 0 - | - 0 - | - 0 - |
| TOTAL DEBITS | 684,316.80 | 23,927.55 | 134,776.59 | 121,919.56 | 54,615.25 | 405,919.64 |
| TOTAL CREDITS | 136,916.65 | 2,949.57 | 7,784.35 | 10,417.98 | 4,986.17 | 17,593.91 |
| TOTAL NET COLLECTIONS | \$ 547,400.15 | \$ 20,977.98 | \$ 126,992.24 | \$ 111,501.58 | \$ 49,629.08 | \$ 388,325.73 |

TAX ASSESSOR—COLLECTORS' ACCOUNTS FOR 1969
Showing The Classes of State Charges, Credits Allowed, Expense To The State
For Assessing And Collecting And Net Amount Collected
For Fiscal Year July 1, 1969 to June 30, 1970, Both Inclusive

| | CHEROKEE | CHILDRESS | CLAY | COCHRAN | COKE | COLEMAN |
|-----------------------------------|----------------------|---------------------|---------------------|----------------------|---------------------|---------------------|
| AD VALOREM: | | | | | | |
| DR: Charged on 1969 Rolls | \$ 152 499 36 | \$ 40 203 36 | \$ 80 183 77 | \$ 125 221 57 | \$ 89 013 75 | \$ 60 029 99 |
| Supplemental Assessments | 812 74 | - 0 - | 41 63 | 21 88 | 103 42 | 390 22 |
| Insolvent Collections | 227 00 | 39 95 | 68 86 | 62 77 | 16 13 | 26 10 |
| Delinquent Collections | 1 190 37 | 461 37 | 631 46 | 1 490 43 | 297 27 | 2 385 20 |
| Penalty & Interest | 659 33 | 177 92 | 295 82 | 427 92 | 77 90 | 503 03 |
| Sundry Debits | 41 | - 0 - | 268 68 | 26 54 | - 0 - | 23 83 |
| CR: Insolvent List | 5 083 83 | 511 97 | 323 43 | 656 72 | 250 95 | 499 05 |
| Errors in Assessments | 512 49 | 31 71 | 232 09 | 283 72 | 33 66 | 806 09 |
| Delinquent List | 4 083 23 | 983 56 | 2 771 54 | 2 247 38 | 515 19 | 2 868 78 |
| Commissions & Fees: | | | | | | |
| Collector for Collecting | 2 836 74 | 767 87 | 1 532 15 | 2 376 53 | 1 724 36 | 1 157 16 |
| Discount | 3 872 56 | 960 83 | 1 244 56 | 3 370 00 | 2 490 65 | 1 302 86 |
| Sundry Credits | - 0 - | - 0 - | - 0 - | - 0 - | 97 93 | - 0 - |
| Article 7335 | 357 82 | - 0 - | - 0 - | 287 16 | - 0 - | 424 34 |
| State Aid | - 0 - | - 0 - | - 0 - | - 0 - | - 0 - | - 0 - |
| Balance Due State | - 0 - | - 0 - | 42 08 | 56 05 | - 0 - | - 0 - |
| DEPOSITORY INTEREST: | | | | | | |
| DR: Depository Interest Collected | - 0 - | - 0 - | - 0 - | - 0 - | - 0 - | - 0 - |
| TOTAL DEBITS | 155 389 21 | 40 882 60 | 81 490 22 | 127 251 11 | 89 508 47 | 63 358 37 |
| TOTAL CREDITS | 16 746 67 | 3 255 94 | 6 145 85 | 9 277 56 | 5 112 74 | 7 058 28 |
| TOTAL NET COLLECTIONS | \$ 138 642 54 | \$ 37 626 66 | \$ 75 344 37 | \$ 117 973 55 | \$ 84 395 73 | \$ 56 300 09 |

TABLE NO. 222

TAX ASSESSOR-COLLECTORS' ACCOUNTS FOR 1969

Showing The Classes of State Charges, Credits Allowed, Expense To The State
For Assessing And Collecting And Net Amount Collected
For Fiscal Year July 1, 1969 to June 30, 1970, Both Inclusive

| | COLLIN | COLLINGS- WORTH | COLORADO | COMAL | COMANCHE | CONCHO |
|-----------------------------------|----------------------|---------------------|----------------------|----------------------|--------------------|---------------------|
| AD VALOREM: | | | | | | |
| DR: Charged on 1969 Rolls | \$ 246 513 72 | \$ 39 298 25 | \$ 238 343 92 | \$ 121 162 93 | \$ 4 131 42 | \$ 40 412 50 |
| Supplemental Assessments | 3 008 67 | 22 81 | 210 24 | 4 357 45 | 22 86 | 33 94 |
| Insolvent Collections | 1 019 98 | 278 01 | 442 61 | 216 09 | - 0 - | 107 58 |
| Delinquent Collections | 6 935 70 | 1 016 19 | 2 545 96 | 2 845 19 | 58 70 | 660 38 |
| Penalty & Interest | 2 526 85 | 327 49 | 695 19 | 746 55 | 82 68 | 190 69 |
| Sundry Debits | 334 11 | 19 78 | - 0 - | - 0 - | - 0 - | 246 45 |
| CR: Insolvent List | 6 841 45 | 899 98 | 1 150 78 | 1 448 54 | 734 90 | 315 41 |
| Errors in Assessments | 11 015 23 | 139 21 | 174 31 | 806 69 | 291 44 | 79 13 |
| Delinquent List | 11 437 79 | 1 048 60 | 3 393 23 | 4 944 54 | 1 709 15 | 1 277 10 |
| Commissions & Fees: | | | | | | |
| Collector for Collecting | 4 548 85 | 762 35 | 4 626 39 | 2 403 88 | 30 81 | 777 09 |
| Discount | 3 601 96 | 745 35 | 6 200 22 | 1 903 27 | - 0 - | 883 87 |
| Sundry Credits | 166 43 | 23 87 | - 0 - | - 0 - | - 0 - | - 0 - |
| Article 7335 | 632 63 | - 0 - | 535 89 | - 0 - | - 0 - | 139 92 |
| State Aid | - 0 - | - 0 - | - 0 - | - 0 - | - 0 - | - 0 - |
| Balance Due State | - 0 - | - 0 - | - 0 - | 75 55 | 19 57 | 68 |
| DEPOSITORY INTEREST: | | | | | | |
| DR: Depository Interest Collected | - 0 - | - 0 - | - 0 - | - 0 - | - 0 - | - 0 - |
| TOTAL DEBITS | 260 339 03 | 40 962 53 | 242 237 92 | 129 328 21 | 4 295 66 | 41 651 54 |
| TOTAL CREDITS | 38 244 34 | 3 619 36 | 16 080 82 | 11 582 47 | 2 785 87 | 3 473 20 |
| TOTAL NET COLLECTIONS | \$ 222 094 69 | \$ 37 343 17 | \$ 226 157 10 | \$ 117 745 74 | \$ 1 509 79 | \$ 38 178 34 |

TABLE NO. 222
TAX ASSESSOR-COLLECTORS' ACCOUNTS FOR 1969
 Showing The Classes of State Charges, Credits Allowed, Expense To The State
 For Assessing And Collecting And Net Amount Collected
 For Fiscal Year July 1, 1969 to June 30, 1970, Both Inclusive

| | COOKE | CORYELL | COTTLE | CRANE | CROCKETT | CROSBY |
|-----------------------------------|----------------------|---------------------|---------------------|----------------------|----------------------|--------------------|
| AD VALOREM: | | | | | | |
| DR: Charged on 1969 Rolls | \$ 176 492 79 | \$ 60 581 01 | \$ 32 470 95 | \$ 223 962 23 | \$ 191 520 75 | \$ 8 687 31 |
| Supplemental Assessments | 1 550 79 | 328 58 | 7 50 | 90 26 | 145 63 | - 0 - |
| Insolvent Collections | 306 17 | 121 13 | 62 35 | 16 40 | 9 00 | 2 07 |
| Delinquent Collections | 3 341 16 | 853 92 | 316 96 | 177 25 | 670 02 | 376 26 |
| Penalty & Interest | 876 12 | 286 43 | 169 80 | 53 39 | 301 63 | 148 99 |
| Sundry Debits | 317 54 | 80 73 | 32 18 | 17 76 | 2 05 | - 0 - |
| CR: Insolvent List | 2 385 34 | 1 114 12 | 213 07 | 166 42 | 182 81 | 1 142 81 |
| Errors in Assessments | 1 912 05 | 412 86 | 11 89 | 141 01 | 1 112 92 | 60 12 |
| Delinquent List | 2 684 45 | 1 588 12 | 789 50 | 444 32 | 2 945 85 | 1 514 75 |
| Commissions & Fees: | | | | | | |
| Collector for Collecting | 3 466 27 | 1 157 12 | 615 80 | 4 338 71 | 3 675 95 | 129 91 |
| Discount | 2 271 47 | 1 155 19 | 782 74 | 6 612 50 | 4 610 06 | 287 72 |
| Sundry Credits | 516 54 | 99 16 | - 0 - | 17 76 | 37 46 | - 0 - |
| Article 7335 | 617 75 | - 0 - | - 0 - | - 0 - | - 0 - | - 0 - |
| State Aid | - 0 - | - 0 - | - 0 - | - 0 - | - 0 - | - 0 - |
| Balance Due State | 13 | 52 61 | 40 92 | - 0 - | - 0 - | 2 00 |
| DEPOSITORY INTEREST: | | | | | | |
| DR: Depository Interest Collected | - 0 - | - 0 - | - 0 - | - 0 - | - 0 - | - 0 - |
| TOTAL DEBITS | 182 884 57 | 62 251 80 | 33 059 74 | 224 317 29 | 192 649 08 | 9 214 63 |
| TOTAL CREDITS | 13 854 00 | 5 579 18 | 2 453 92 | 11 720 72 | 12 565 05 | 3 137 31 |
| TOTAL NET COLLECTIONS | \$ 169 030 57 | \$ 56 672 62 | \$ 30 605 82 | \$ 212 596 57 | \$ 180 084 03 | \$ 6 077 32 |

TAX ASSESSOR-COLLECTORS' ACCOUNTS FOR 1969
Showing The Classes of State Charges, Credits Allowed, Expense To The State
For Assessing And Collecting And Net Amount Collected
For Fiscal Year July 1, 1969 to June 30, 1970, Both Inclusive

| | CULBERSON | DALLAM | DALLAS | DAWSON | DEAF SMITH | DELTA |
|--|---------------------|---------------------|------------------------|----------------------|----------------------|---------------------|
| AD VALOREM: | | | | | | |
| DR: Charged on 1969 Rolls | \$ 70,978.55 | \$ 14,774.62 | \$ 7,255,980.15 | \$ 115,283.60 | \$ 211,543.43 | \$ 20,411.24 |
| Supplemental Assessments | 348.41 | 47.63 | 33,944.78 | 168.24 | 300.46 | - 0 - |
| Insolvent Collections | 25.45 | - 0 - | 43,276.06 | 144.57 | 942.73 | 15.04 |
| Delinquent Collections | 1,063.76 | 156.32 | 77,460.50 | 1,277.60 | 2,574.93 | 1,157.78 |
| Penalty & Interest | 322.44 | 72.62 | 24,487.09 | 379.66 | 952.16 | 238.49 |
| Sundry Debits | 210.85 | 149.72 | 47.58 | 8.06 | 5.88 | - 0 - |
| CR: Insolvent List | 302.42 | 457.17 | 46,626.13 | 1,236.58 | 5,597.68 | 63.84 |
| Errors in Assessments | 1,178.89 | 182.99 | 78,226.41 | 689.94 | 1,774.20 | 90.02 |
| Delinquent List | 1,997.48 | 1,049.23 | 81,807.25 | 1,487.06 | 3,955.66 | 1,205.95 |
| Commissions & Fees: | | | | | | |
| Collector for Collecting | 1,341.90 | 268.92 | 140,718.59 | 2,216.92 | 4,004.49 | 400.15 |
| Discount | 1,024.90 | 65.29 | 192,529.59 | 3,000.25 | 4,768.12 | 454.66 |
| Sundry Credits | 50.29 | - 0 - | - 0 - | - 0 - | 63.92 | - 0 - |
| Article 7335 | 148.06 | - 0 - | - 0 - | - 0 - | - 0 - | - 0 - |
| State Aid | - 0 - | - 0 - | 1,073.14 | - 0 - | - 0 - | - 0 - |
| Balance Due State | 2,207.48 | 06 | 77.45 | - 0 - | - 0 - | - 0 - |
| DEPOSITORY INTEREST: | | | | | | |
| DR: Depository Interest Collected | - 0 - | - 0 - | - 0 - | - 0 - | - 0 - | - 0 - |
| TOTAL DEBITS | 72,949.46 | 15,200.91 | 7,435,196.16 | 117,261.73 | 216,319.59 | 21,822.55 |
| TOTAL CREDITS | 8,251.42 | 2,023.66 | 541,058.56 | 8,630.75 | 20,164.07 | 2,214.62 |
| TOTAL NET COLLECTIONS | \$ 64,698.04 | \$ 13,177.25 | \$ 6,894,137.60 | \$ 108,630.98 | \$ 196,155.52 | \$ 19,607.93 |

TABLE NO. 222
 TAX ASSESSOR-COLLECTORS' ACCOUNTS FOR 1969
 Showing The Classes of State Charges, Credits Allowed, Expense To The State
 For Assessing And Collecting And Net Amount Collected
 For Fiscal Year July 1, 1969 to June 30, 1970, Both Inclusive

| | DENTON | DEWITT | DICKENS | DIMITT | DONLEY | DUVAL |
|-----------------------------------|---------------|---------------|--------------|--------------|-------------|---------------|
| AD VALOREM: | | | | | | |
| DR: Charged on 1969 Rolls | \$ 281 658 91 | \$ 128 235 42 | \$ 34 522 41 | \$ 69 442 00 | \$ 6 757 21 | \$ 453 349 41 |
| Supplemental Assessments | 600 14 | 29 57 | 100 42 | 15 26 | 9 76 | 1 161 78 |
| Insolvent Collections | 1 352 36 | 488 59 | 23 16 | 256 39 | 12 68 | - 0 - |
| Delinquent Collections | 8 512 52 | 1 001 00 | 1 952 72 | 3 232 28 | 263 42 | 6 874 93 |
| Penalty & Interest | 2 797 41 | 327 98 | 883 36 | 998 36 | 117 95 | 2 674 52 |
| Sundry Debits | 81 50 | - 0 - | 50 15 | - 0 - | - 0 - | 617 69 |
| CR: Insolvent List | 11 283 32 | 840 32 | 849 86 | 4 459 15 | 274 59 | 9 134 21 |
| Errors in Assessments | 10 306 95 | 341 19 | 230 99 | 690 58 | 58 83 | 2 680 73 |
| Delinquent List | 11 903 57 | 2 004 06 | 1 462 33 | 4 737 87 | 617 90 | 42 834 71 |
| Commissions & Fees: | | | | | | |
| Collector for Collecting | 5 137 47 | 2 471 97 | 681 30 | 1 250 74 | 120 90 | 7 973 80 |
| Discount | 4 556 38 | 3 298 93 | 736 61 | 1 518 99 | 14 76 | 10 721 43 |
| Sundry Credits | 76 94 | - 0 - | 334 32 | - 0 - | - 0 - | 850 89 |
| Article 7335 | 1 616 28 | 265 86 | 207 52 | - 0 - | - 0 - | 1 213 77 |
| State Aid | - 0 - | - 0 - | - 0 - | - 0 - | - 0 - | - 0 - |
| Balance Due State | 2 62 | - 0 - | 94 94 | - 0 - | - 0 - | 2 08 |
| DEPOSITORY INTEREST: | | | | | | |
| DR: Depository Interest Collected | - 0 - | - 0 - | - 0 - | - 0 - | - 0 - | - 0 - |
| TOTAL DEBITS | 295 002 84 | 130 082 56 | 37 532 22 | 73 944 29 | 7 161 02 | 464 678 33 |
| TOTAL CREDITS | 44 883 53 | 9 222 33 | 4 597 87 | 12 657 33 | 1 086 98 | 75 411 62 |
| TOTAL NET COLLECTIONS | \$ 250 119 31 | \$ 120 860 23 | \$ 32 934 35 | \$ 61 286 96 | \$ 6 074 04 | \$ 389 266 71 |

TABLE NO. 222

TAX ASSESSOR—COLLECTORS' ACCOUNTS FOR 1969
 Showing The Classes of State Charges, Credits Allowed, Expense To The State
 For Assessing And Collecting And Net Amount Collected
 For Fiscal Year July 1, 1969 to June 30, 1970, Both Inclusive

| | EASTLAND | ECTOR | EDWARDS | ELLIS | EL PASO | ERATH |
|--|---------------------|----------------------|---------------------|----------------------|----------------------|---------------------|
| AD VALOREM: | | | | | | |
| DR: Charged on 1969 Rolls | \$ 71,237 52 | \$ 965,308 17 | \$ 36,301 68 | \$ 164,602 51 | \$ 995,477 74 | \$ 61,196 66 |
| Supplemental Assessments | 229 03 | 1,376 20 | 73 52 | 61 50 | 1,280 91 | 43 56 |
| Insolvent Collections | 85 03 | 828 33 | 39 01 | 1,123 49 | 8,201 30 | 211 43 |
| Delinquent Collections | 2,840 58 | 7,794 44 | 390 16 | 2,352 88 | 17,712 30 | 1,774 78 |
| Penalty & Interest | 1,063 83 | 1,959 75 | 150 69 | 673 51 | 6,077 60 | 500 69 |
| Sundry Debits | 6 51 | 10 30 | 1 45 | 8 12 | 282 74 | 1 76 |
| CR: Insolvent List | 412 58 | 2,822 68 | 204 15 | 5,005 66 | 7,945 30 | 462 93 |
| Errors in Assessments | 305 38 | 4,032 87 | 50 14 | 921 37 | 7,424 35 | 399 70 |
| Delinquent List | 4,544 88 | 12,964 52 | 888 10 | 2,913 05 | 27,387 24 | 1,293 14 |
| Commissions & Fees: | | | | | | |
| Collector for Collecting | 1,371 46 | 18,850 59 | 700 42 | 3,117 96 | 19,407 04 | 1,212 46 |
| Discount | 1,619 35 | 14,907 54 | 792 39 | 4,072 17 | 15,675 54 | 931 02 |
| Sundry Credits | 487 60 | - 0 - | 66 24 | 08 | 574 30 | 182 86 |
| Article 7335 | - 0 - | - 0 - | 78 92 | 487 82 | - 0 - | 361 62 |
| State Aid | - 0 - | - 0 - | - 0 - | - 0 - | - 0 - | - 0 - |
| Balance Due State | 1 52 | 8 40 | 03 | 3 81 | 261 98 | 17 41 |
| DEPOSITORY INTEREST: | | | | | | |
| DR: Depository Interest Collected | - 0 - | - 0 - | - 0 - | - 0 - | - 0 - | - 0 - |
| TOTAL DEBITS | 75,462 50 | 977,277 19 | 36,956 51 | 168,822 01 | 1,029,032 59 | 63,728 88 |
| TOTAL CREDITS | 8,742 77 | 53,586 60 | 2,780 39 | 16,521 92 | 78,675 75 | 4,861 14 |
| TOTAL NET COLLECTIONS | \$ 66,719 73 | \$ 923,690 59 | \$ 34,176 12 | \$ 152,300 09 | \$ 950,356 84 | \$ 58,867 74 |

TABLE NO. 222
 TAX ASSESSOR—COLLECTORS' ACCOUNTS FOR 1969
 Showing The Classes of State Charges, Credits Allowed, Expense To The State
 For Assessing And Collecting And Net Amount Collected
 For Fiscal Year July 1, 1969 to June 30, 1970, Both Inclusive

| | FALLS | FANNIN | FAYETTE | FISHER | FLOYD | FOARD |
|-----------------------------------|---------------------|---------------------|---------------------|----------------------|---------------------|---------------------|
| AD VALOREM: | | | | | | |
| DR: Charged on 1969 Rolls | \$ 84 982 26 | \$ 74 694 24 | \$ 84 883 08 | \$ 109 833 34 | \$ 79 344 56 | \$ 23 428 41 |
| Supplemental Assessments | 120 85 | 461 18 | - 0 - | 97 11 | 7 34 | - 0 - |
| Insolvent Collections | 17 10 | 11 99 | 186 95 | 17 02 | 245 39 | 153 55 |
| Delinquent Collections | 1 593 79 | 3 126 52 | 627 68 | 443 28 | 728 24 | 288 97 |
| Penalty & Interest | 473 08 | 1 217 15 | 266 40 | 185 81 | 291 08 | 123 19 |
| Sundry Debits | - 0 - | 1 48 | - 0 - | 2 58 | - 0 - | 1 27 |
| CR: Insolvent List | 1 183 07 | 336 72 | 389 64 | 542 77 | 781 35 | 263 12 |
| Errors in Assessments | 125 25 | 1 489 94 | 83 00 | 152 26 | 69 87 | 371 58 |
| Delinquent List | 3 400 89 | 3 814 60 | 1 083 27 | 1 459 61 | 1 170 73 | 643 80 |
| Commissions & Fees: | | | | | | |
| Collector for Collecting | 1 592 70 | 1 443 86 | 1 647 82 | 2 109 42 | 1 533 38 | 442 78 |
| Discount | 877 88 | 1 678 15 | 2 017 45 | 2 953 46 | 1 925 73 | 576 91 |
| Sundry Credits | - 0 - | - 0 - | - 0 - | 1 17 | - 0 - | 3 70 |
| Article 7335 | 191 00 | 603 70 | - 0 - | - 0 - | 179 23 | - 0 - |
| State Aid | - 0 - | - 0 - | - 0 - | - 0 - | - 0 - | - 0 - |
| Balance Due State | 39 31 | - 0 - | - 0 - | 69 | - 0 - | - 0 - |
| DEPOSITORY INTEREST: | | | | | | |
| DR: Depository Interest Collected | - 0 - | - 0 - | - 0 - | - 0 - | - 0 - | - 0 - |
| TOTAL DEBITS | 87 187 08 | 79 512 56 | 85 964 11 | 110 579 14 | 80 616 61 | 23 995 39 |
| TOTAL CREDITS | 7 410 10 | 9 366 97 | 5 221 18 | 7 219 38 | 5 660 29 | 2 301 89 |
| TOTAL NET COLLECTIONS | \$ 79 776 98 | \$ 70 145 59 | \$ 80 742 93 | \$ 103 359 76 | \$ 74 956 32 | \$ 21 693 50 |

TAX ASSESSOR—COLLECTORS' ACCOUNTS FOR 1969
 Showing The Classes of State Charges, Credits Allowed, Expense To The State
 For Assessing And Collecting And Net Amount Collected
 For Fiscal Year July 1, 1969 to June 30, 1970, Both Inclusive

| | FORT BEND | FRANKLIN | FREESTONE | FRIO | GAINES | GALVESTON |
|-----------------------------------|----------------------|---------------------|---------------------|---------------------|----------------------|------------------------|
| AD VALOREM: | | | | | | |
| DR: Charged on 1969 Rolls | \$ 360 037 99 | \$ 61 185 26 | \$ 59 819 71 | \$ 69 441 36 | \$ 301 992 26 | \$ 1 557 661 36 |
| Supplemental Assessments | 53 31 | 23 46 | 183 82 | 150 07 | 80 37 | 5 037 62 |
| Insolvent Collections | 363 23 | 219 07 | 84 56 | 161 63 | 172 81 | 487 47 |
| Delinquent Collections | 2 304 22 | 926 09 | 894 50 | 3 437 21 | 3 949 36 | 24 797 79 |
| Penalty & Interest | 883 63 | 326 96 | 478 52 | 1 087 48 | 1 706 29 | 8 569 06 |
| Sundry Debits | - 0 - | 8 67 | 9 07 | 1 063 26 | 40 | 17 793 81 |
| CR: Insolvent List | 1 631 48 | 173 47 | 646 38 | 922 62 | 369 34 | 34 314 51 |
| Errors in Assessments | 253 82 | 110 92 | 144 25 | 430 41 | 260 93 | 16 385 10 |
| Delinquent List | 4 987 83 | 614 08 | 1 532 91 | 3 745 36 | 2 764 39 | 50 972 51 |
| Commissions & Fees: | | | | | | |
| Collector for Collecting | 7 042 09 | 1 210 90 | 1 127 43 | 1 351 30 | 5 917 49 | 29 092 18 |
| Discount | 4 664 94 | 1 239 52 | 1 460 76 | 1 614 01 | 8 631 85 | 9 312 30 |
| Sundry Credits | - 0 - | 102 03 | 915 45 | 1 063 27 | - 0 - | - 0 - |
| Article 7335 | 444 82 | 191 47 | 222 20 | - 0 - | 862 93 | 1 484 92 |
| State Aid | 9 09 | - 0 - | - 0 - | - 0 - | - 0 - | - 0 - |
| Balance Due State | - 0 - | - 0 - | 33 57 | 54 | - 0 - | 25 497 06 |
| DEPOSITORY INTEREST: | | | | | | |
| DR: Depository Interest Collected | - 0 - | - 0 - | - 0 - | - 0 - | - 0 - | 2 812 80 |
| TOTAL DEBITS | 363 642 38 | 62 689 51 | 61 470 18 | 75 341 01 | 307 901 49 | 1 617 159 91 |
| TOTAL CREDITS | 19 034 07 | 3 642 39 | 6 082 95 | 9 127 51 | 18 806 93 | 167 058 58 |
| TOTAL NET COLLECTIONS | \$ 344 608 31 | \$ 59 047 12 | \$ 55 387 23 | \$ 66 213 50 | \$ 289 094 56 | \$ 1 450 101 33 |

TABLE NO. 222

TAX ASSESSOR—COLLECTORS' ACCOUNTS FOR 1969
 Showing The Classes of State Charges, Credits Allowed, Expense To The State
 For Assessing And Collecting And Net Amount Collected
 For Fiscal Year July 1, 1969 to June 30, 1970, Both Inclusive

| | GARZA | GILLESPIE | GLASSCOCK | GOLIAD | GONZALES | GRAY |
|-----------------------------------|---------------------|---------------------|---------------------|---------------------|---------------------|----------------------|
| AD VALOREM: | | | | | | |
| DR: Charged on 1969 Rolls | \$ 73 345 97 | \$ 52 688 23 | \$ 54 491 44 | \$ 97 847 23 | \$ 60 919 76 | \$ 220 690 22 |
| Supplemental Assessments | 94 51 | 13 54 | 488 11 | 6 47 | 192 79 | 26 70 |
| Insolvent Collections | 502 98 | 16 90 | 12 57 | 30 44 | 40 68 | 216 92 |
| Delinquent Collections | 4 571 97 | 694 88 | 237 15 | 1 217 88 | 3 247 17 | 1 028 17 |
| Penalty & Interest | 1 590 63 | 204 52 | 66 00 | 472 17 | 372 97 | 469 02 |
| Sundry Debits | 31 09 | - 0 - | 59 05 | - 0 - | 101 11 | 4 32 |
| CR: Insolvent List | 414 60 | 455 36 | 98 97 | 188 80 | 783 96 | 1 141 63 |
| Errors in Assessments | 102 73 | 18 17 | 227 50 | 32 97 | 617 35 | 624 23 |
| Delinquent List | 1 937 60 | 460 63 | 1 055 34 | 1 831 41 | 1 289 57 | 2 831 65 |
| Commissions & Fees: | | | | | | |
| Collector for Collecting | 1 515 21 | 1 033 40 | 1 052 41 | 1 905 20 | 1 213 20 | 4 249 06 |
| Discount | 1 890 87 | 1 014 99 | 1 015 64 | 2 260 40 | 1 447 44 | 4 046 83 |
| Sundry Credits | 131 00 | - 0 - | - 0 - | 301 92 | 73 13 | - 0 - |
| Article 7335 | 992 79 | - 0 - | - 0 - | 250 42 | - 0 - | - 0 - |
| State Aid | - 0 - | - 0 - | - 0 - | - 0 - | - 0 - | - 0 - |
| Balance Due State | 84 | - 0 - | 29 50 | - 0 - | 3 85 | 22 51 |
| DEPOSITORY INTEREST: | | | | | | |
| DR: Depository Interest Collected | - 0 - | - 0 - | - 0 - | - 0 - | - 0 - | - 0 - |
| TOTAL DEBITS | 80 137 15 | 53 618 07 | 55 354 32 | 99 574 19 | 64 874 48 | 222 435 35 |
| TOTAL CREDITS | 6 985 64 | 2 982 55 | 3 479 36 | 6 771 12 | 5 428 50 | 12 915 91 |
| TOTAL NET COLLECTIONS | \$ 73 151 51 | \$ 50 635 52 | \$ 51 874 96 | \$ 92 803 07 | \$ 59 445 98 | \$ 209 519 44 |

TABLE NO. 222

TAX ASSESSOR—COLLECTORS' ACCOUNTS FOR 1969
 Showing The Classes of State Charges, Credits Allowed, Expense To The State
 For Assessing And Collecting And Net Amount Collected
 For Fiscal Year July 1, 1969 to June 30, 1970, Both Inclusive

| | GRAYSON | GREGG | GRIMES | GUADALUPE | HALE | HALL |
|--|----------------------|----------------------|---------------------|----------------------|----------------------|---------------------|
| AD VALOREM: | | | | | | |
| DR: Charged on 1969 Rolls | \$ 443,394.01 | \$ 686,084.91 | \$ 68,056.83 | \$ 152,931.06 | \$ 228,823.44 | \$ 44,790.57 |
| Supplemental Assessments | 1,008.57 | 2,504.98 | 319.64 | 128.32 | 161.74 | 7.54 |
| Insolvent Collections | 696.33 | 605.50 | 176.29 | 4,070.28 | 2,729.03 | 26.46 |
| Delinquent Collections | 9,568.88 | 5,928.16 | 2,442.95 | 9,452.43 | 3,324.97 | 1,410.97 |
| Penalty & Interest | 2,299.49 | 2,149.34 | 717.47 | 3,017.93 | 1,167.83 | 496.59 |
| Sundry Debits | 504.75 | 369.55 | 33.44 | 2.74 | 208.44 | 75.23 |
| CR: Insolvent List | 7,846.33 | 7,218.20 | 690.27 | 4,481.60 | 5,042.17 | 828.85 |
| Errors in Assessments | 7,427.94 | 15,559.79 | 79.14 | 6,918.59 | 626.06 | 87.09 |
| Delinquent List | 13,380.06 | 12,994.38 | 3,215.89 | 10,112.64 | 5,923.27 | 2,146.95 |
| Commissions & Fees: | | | | | | |
| Collector for Collecting | 8,426.57 | 12,720.35 | 1,339.02 | 2,898.86 | 4,394.56 | 816.81 |
| Discount | 6,984.26 | 17,951.72 | 781.48 | 3,144.65 | 5,095.73 | 989.86 |
| Sundry Credits | 504.79 | 110.30 | 29.34 | 3.32 | 27 | - 0 - |
| Article 7335 | - 0 - | 1,099.13 | - 0 - | 2,349.13 | 1,027.20 | - 0 - |
| State Aid | - 0 - | - 0 - | 25.76 | - 0 - | - 0 - | - 0 - |
| Balance Due State | 24.10 | 332.62 | - 0 - | - 0 - | 15 | 95.87 |
| DEPOSITORY INTEREST: | | | | | | |
| DR: Depository Interest Collected | - 0 - | - 0 - | - 0 - | - 0 - | - 0 - | - 0 - |
| TOTAL DEBITS | 457,472.03 | 697,642.44 | 71,746.62 | 169,602.76 | 236,415.45 | 46,807.36 |
| TOTAL CREDITS | 44,594.05 | 67,986.49 | 6,160.90 | 29,908.79 | 22,109.41 | 4,965.43 |
| TOTAL NET COLLECTIONS | \$ 412,877.98 | \$ 629,655.95 | \$ 65,585.72 | \$ 139,693.97 | \$ 214,306.04 | \$ 41,841.93 |

TABLE NO. 222
TAX ASSESSOR-COLLECTORS' ACCOUNTS FOR 1969
 Showing The Classes of State Charges, Credits Allowed, Expense To The State
 For Assessing And Collecting And Net Amount Collected
 For Fiscal Year July 1, 1969 to June 30, 1970, Both Inclusive

| | HAMILTON | HANSFORD | HARDEMAN | HARDIN | HARRIS | HARRISON |
|-----------------------------------|---------------------|----------------------|---------------------|----------------------|-------------------------|--------------------|
| AD VALOREM: | | | | | | |
| DR: Charged on 1969 Rolls | \$ 45 630 48 | \$ 125 665 62 | \$ 56 118 59 | \$ 187 678 66 | \$ 11 327 729 57 | \$ 31 101 19 |
| Supplemental Assessments | 292 04 | 277 16 | 2 10 | 769 62 | 27 092 11 | 105 50 |
| Insolvent Collections | 99 29 | 62 28 | 89 45 | 182 93 | 14 354 24 | 3 52 |
| Delinquent Collections | 523 70 | 1 283 87 | 1 370 13 | 7 562 75 | 199 689 53 | 474 04 |
| Penalty & Interest | 212 72 | 400 46 | 692 50 | 3 428 71 | 60 761 52 | 397 68 |
| Sundry Debits | 38 | 69 52 | 62 47 | 8 11 | 3 24 | - 0 - |
| CR: Insolvent List | 1 180 06 | 366 41 | 808 88 | 969 24 | 98 300 21 | 4 165 59 |
| Errors in Assessments | 275 05 | 5 613 93 | 48 20 | 1 144 64 | 364 235 76 | 8 007 66 |
| Delinquent List | 1 408 48 | 1 764 92 | 1 400 17 | 6 756 10 | 376 121 16 | 16 547 60 |
| Commissions & Fees: | | | | | | |
| Collector for Collecting | 848 88 | 2 336 44 | 1 053 19 | 3 794 57 | 212 848 01 | 66 46 |
| Discount | 825 16 | 3 133 72 | 1 338 98 | 1 032 73 | 148 570 61 | - 0 - |
| Sundry Credits | - 0 - | 60 45 | - 0 - | 3 77 | - 0 - | - 0 - |
| Article 7335 | - 0 - | - 0 - | - 0 - | 1 431 26 | 301 40 | - 0 - |
| State Aid | - 0 - | - 0 - | - 0 - | - 0 - | - 0 - | - 0 - |
| Balance Due State | 12 89 | - 0 - | 102 81 | - 0 - | 2 00 | 53 19 |
| DEPOSITORY INTEREST: | | | | | | |
| DR: Depository Interest Collected | - 0 - | - 0 - | - 0 - | - 0 - | - 0 - | - 0 - |
| TOTAL DEBITS | 46 758 61 | 127 758 91 | 58 335 24 | 199 630 78 | 11 629 630 21 | 32 081 93 |
| TOTAL CREDITS | 4 550 52 | 13 275 87 | 4 752 23 | 15 132 31 | 1 200 379 15 | 28 840 50 |
| TOTAL NET COLLECTIONS | \$ 42 208 09 | \$ 114 483 04 | \$ 53 583 01 | \$ 184 498 47 | \$ 10 429 251 06 | \$ 3 241 43 |

TAX ASSESSOR—COLLECTORS' ACCOUNTS FOR 1969
Showing The Classes of State Charges, Credits Allowed, Expense To The State
For Assessing And Collecting And Net Amount Collected
For Fiscal Year July 1, 1969 to June 30, 1970, Both Inclusive

| | HARTLEY | HASKELL | HAYS | HAMPHILL | HENDERSON | HIDALGO |
|--|---------------------|---------------------|----------------------|---------------------|----------------------|----------------------|
| AD VALOREM: | | | | | | |
| DR: Charged on 1969 Rolls | \$ 38 127 39 | \$ 71 032 55 | \$ 140 606 25 | \$ 52 798 66 | \$ 167 934 37 | \$ 659 772 66 |
| Supplemental Assessments | 1 04 | 93.12 | 297.22 | 12 54 | 633 79 | 552 59 |
| Insolvent Collections | 40 75 | 47 42 | 246 30 | - 0 - | - 0 - | 1 910 52 |
| Delinquent Collections | 79 69 | 599 31 | 4 365 15 | 286 96 | 1 345 61 | 18 673 32 |
| Penalty & Interest | 37 10 | 240 53 | 2 045 45 | 133 74 | 471 78 | 4 700 16 |
| Sundry Debits | 12 53 | 88 | 517 48 | - 0 - | 611 54 | 7 95 |
| CR: Insolvent List | 18 85 | 550 79 | 2 344 52 | 101 29 | 155 71 | 30 602 33 |
| Errors in Assessments | 3 49 | 298 96 | 3 012 99 | 11 17 | 2 225 38 | 1 862 16 |
| Delinquent List | 171 19 | 1 245 58 | 8 870 47 | 414 87 | 6 511 14 | 26 230 74 |
| Commissions & Fees: | | | | | | |
| Collector for Collecting | 742 75 | 1 363 03 | 2 634 35 | 1 025 67 | 3 109 12 | 12 229 70 |
| Discount | 954 87 | 1 766 73 | 1 842 10 | 1 420 56 | 4 382 54 | 15 423 92 |
| Sundry Credits | - 0 - | - 0 - | 335 96 | - 0 - | 43 | - 0 - |
| Article 7335 | - 0 - | - 0 - | - 0 - | - 0 - | 285 29 | 3 026 81 |
| State Aid | - 0 - | - 0 - | - 0 - | - 0 - | - 0 - | - 0 - |
| Balance Due State | - 0 - | - 0 - | - 0 - | - 0 - | 649 34 | 5 44 |
| DEPOSITORY INTEREST: | | | | | | |
| DR: Depository Interest Collected | - 0 - | - 0 - | - 0 - | - 0 - | - 0 - | - 0 - |
| TOTAL DEBITS | 38 298 50 | 72 013 81 | 148 077 85 | 53 231 90 | 170 997 09 | 685 617 20 |
| TOTAL CREDITS | 1 891 15 | 5 225 09 | 19 040 39 | 2 973 56 | 17 318 95 | 89 381 10 |
| TOTAL NET COLLECTIONS | \$ 36 407 35 | \$ 66 788 72 | \$ 129 037 46 | \$ 50 258 34 | \$ 153 678 14 | \$ 596 236 10 |

TABLE NO. 222
TAX ASSESSOR—COLLECTORS' ACCOUNTS FOR 1969
 Showing The Classes of State Charges, Credits Allowed, Expense To The State
 For Assessing And Collecting And Net Amount Collected
 For Fiscal Year July 1, 1969 to June 30, 1970, Both Inclusive

| | HILL | HOCKLEY | HOOD | HOPKINS | HOUSTON | HOWARD |
|-----------------------------------|--------------------|----------------------|---------------------|---------------------|---------------------|----------------------|
| AD VALOREM: | | | | | | |
| DR: Charged on 1969 Rolls | \$ 13 264 22 | \$ 220 624 59 | \$ 22 271 75 | \$ 93 649 08 | \$ 80 674 07 | \$ 302 662 74 |
| Supplemental Assessments | 309 64 | 399 20 | 415 93 | 29 92 | 118 65 | 94 06 |
| Insolvent Collections | 5 17 | 118 24 | 17 06 | 8 18 | 214 44 | 785 20 |
| Delinquent Collections | 556 95 | 1 382 87 | 394 95 | 1 022 79 | 2 842 59 | 5 937 75 |
| Penalty & Interest | 231 68 | 456 76 | 124 55 | 222 26 | 843 86 | 2 248 59 |
| Sundry Debits | - 0 - | 104 67 | 1 13 | 40 39 | 3 90 | 296 73 |
| CR: Insolvent List | 5 311 06 | 1 061 53 | 313 03 | 371 17 | 2 097 47 | 2 589 56 |
| Errors in Assessments | 377 38 | 973 20 | 456 53 | 246 00 | 117 61 | 1 332 47 |
| Delinquent List | 3 984 56 | 3 028 38 | 1 064 10 | 2 194 86 | 3 598 35 | 8 513 83 |
| Commissions & Fees: | | | | | | |
| Collector for Collecting | 79 60 | 4 235 04 | 420 63 | 1 773 49 | 1 540 54 | 5 835 81 |
| Discount | - 0 - | 6 154 80 | 228 18 | 2 203 66 | 1 853 26 | 7 507 93 |
| Sundry Credits | 123 99 | 678 99 | 370 14 | 20 83 | 3 90 | 294 56 |
| Article 7335 | 120 78 | 282 96 | - 0 - | 144 86 | - 0 - | 904 58 |
| State Aid | - 0 - | - 0 - | - 0 - | - 0 - | - 0 - | - 0 - |
| Balance Due State | - 0 - | 88 93 | 43 29 | - 0 - | - 0 - | - 0 - |
| DEPOSITORY INTEREST: | | | | | | |
| DR: Depository Interest Collected | 106 10 | - 0 - | - 0 - | - 0 - | - 0 - | - 0 - |
| TOTAL DEBITS | 14 473 76 | 223 086 33 | 23 225 37 | 94 972 62 | 84 697 51 | 312 025 07 |
| TOTAL CREDITS | 9 997 37 | 16 503 83 | 2 895 90 | 6 954 87 | 9 211 13 | 26 978 74 |
| TOTAL NET COLLECTIONS | \$ 4 476 39 | \$ 206 582 50 | \$ 20 329 47 | \$ 88 017 75 | \$ 75 486 38 | \$ 285 046 33 |

TABLE NO. 222
TAX ASSESSOR—COLLECTORS' ACCOUNTS FOR 1969
 Showing The Classes of State Charges, Credits Allowed, Expense To The State
 For Assessing And Collecting And Net Amount Collected
 For Fiscal Year July 1, 1969 to June 30, 1970, Both Inclusive

| | HUDSPETH | HUNT | HUTCHINSON | IRION | JACK | JACKSON |
|--|---------------------|----------------------|----------------------|---------------------|----------------------|----------------------|
| AD VALOREM: | | | | | | |
| DR: Charged on 1969 Rolls | \$ 57 861 21 | \$ 177 574 88 | \$ 295 810 65 | \$ 25 384 79 | \$ 119 692 48 | \$ 317 100 39 |
| Supplemental Assessments | 194 12 | 250 17 | 3 861 60 | 10 54 | 246 67 | 1 036 55 |
| Insolvent Collections | 14 76 | 2 048 33 | 427 33 | 2 35 | 38 25 | 109 50 |
| Delinquent Collections | 3 297 07 | 5 187 11 | 2 136 67 | 48 40 | 3 699 57 | 986 75 |
| Penalty & Interest | 971 67 | 1 795 74 | 875 04 | 22 81 | 1 083 11 | 259 54 |
| Sundry Debits | 37 94 | - 0 - | - 0 - | - 0 - | 16 71 | 4 84 |
| CR: Insolvent List | 723 24 | 11 262 40 | 1 815 07 | 23 77 | 1 025 41 | 400 81 |
| Errors in Assessments | 204 03 | 2 556 57 | 4 575 18 | - 0 - | 712 98 | 117 75 |
| Delinquent List | 4 354 62 | 8 803 22 | 3 974 33 | 351 49 | 5 751 15 | 1 843 09 |
| Commissions & Fees: | | | | | | |
| Collector for Collecting | 1 120 74 | 3 211 35 | 5 701 04 | 489 20 | 2 295 58 | 6 163 30 |
| Discount | 1 023 21 | 3 665 26 | 7 694 95 | 634 29 | 2 508 19 | 8 965 86 |
| Sundry Credits | 34 50 | 19 | - 0 - | 21 89 | - 0 - | - 0 - |
| Article 7335 | - 0 - | 1 230 71 | - 0 - | - 0 - | 714 96 | - 0 - |
| State Aid | - 0 - | - 0 - | - 0 - | - 0 - | - 0 - | - 0 - |
| Balance Due State | 264 60 | - 0 - | 4 74 | - 0 - | 21 | 4 81 |
| DEPOSITORY INTEREST: | | | | | | |
| DR: Depository Interest Collected | - 0 - | - 0 - | - 0 - | - 0 - | - 0 - | - 0 - |
| TOTAL DEBITS | 62 376 77 | 186 856 23 | 303 111 29 | 25 468 89 | 124 776 79 | 319 497 57 |
| TOTAL CREDITS | 7 724 94 | 30 729 70 | 23 765 31 | 1 520 64 | 13 008 48 | 17 495 62 |
| TOTAL NET COLLECTIONS | \$ 54 651 83 | \$ 156 126 53 | \$ 279 345 98 | \$ 23 948 25 | \$ 111 768 31 | \$ 302 001 95 |

TABLE NO. 222
TAX ASSESSOR—COLLECTORS' ACCOUNTS FOR 1969
 Showing The Classes of State Charges, Credits Allowed, Expense To The State
 For Assessing And Collecting And Net Amount Collected
 For Fiscal Year July 1, 1969 to June 30, 1970, Both Inclusive

| | JASPER | JEFF DAVIS | JEFFERSON | JIM HOGG | JIM WELLS | JOHNSON |
|-----------------------------------|---------------|--------------|----------------|-------------|---------------|---------------|
| AD. VALOREM: | | | | | | |
| DR: Charged on 1969 Rolls | \$ 127 755 32 | \$ 21 385 22 | \$1 732 369 62 | \$ 7 434 97 | \$ 329 859 80 | \$ 117 922 62 |
| Supplemental Assessments | 61 41 | - 0 - | 1 842 42 | - 0 - | 181 58 | 39 61 |
| Insolvent Collections | 5 41 | - 0 - | 3 923 05 | - 0 - | 401 00 | 79 82 |
| Delinquent Collections | 894 48 | 478 61 | 28 260 90 | 402 56 | 3 974 27 | 2 148 97 |
| Penalty & Interest | 324 57 | 169 88 | 9 053 03 | 317 69 | 1 401 25 | 647 25 |
| Sundry Debits | 02 | 115 27 | - 0 - | - 0 - | 04 | 116 10 |
| CR: Insolvent List | 2 812 99 | - 0 - | 8 639 51 | 351 76 | 980 47 | 1 718 38 |
| Errors in Assessments | 167 04 | 4 23 | 16 708 77 | 48 93 | 324 71 | 603 12 |
| Delinquent List | 4 067 70 | 1 153 86 | 30 592 09 | 3 832 82 | 6 746 91 | 3 562 79 |
| Commissions & Fees: | | | | | | |
| Collector for Collecting | 2 385 90 | 393 94 | 33 857 28 | 77 44 | 6 268 50 | 2 209 14 |
| Discount | 2 697 53 | 535 46 | 26 637 22 | 50 22 | 9 157 52 | 1 963 44 |
| Sundry Credits | 137 38 | - 0 - | 472 94 | - 0 - | 3 76 | - 0 - |
| Article 7335 | - 0 - | - 0 - | - 0 - | - 0 - | - 0 - | - 0 - |
| State Aid | - 0 - | - 0 - | 361 97 | - 0 - | - 0 - | - 0 - |
| Balance Due State | - 0 - | 130 10 | 7 26 | - 0 - | 110 41 | - 0 - |
| DEPOSITORY INTEREST: | | | | | | |
| DR: Depository Interest Collected | - 0 - | - 0 - | - 0 - | - 0 - | - 0 - | - 0 - |
| TOTAL DEBITS | 129 041 21 | 22 148 98 | 1 775 449 02 | 8 155 22 | 335 817 94 | 120 954 37 |
| TOTAL CREDITS | 12 268 54 | 2 217 59 | 117 277 04 | 4 361 17 | 23 592 28 | 10 056 87 |
| TOTAL NET COLLECTIONS | \$ 116 772 67 | \$ 19 931 39 | \$1 658 171 98 | \$ 3 794 05 | \$ 312 225 66 | \$ 110 897 50 |

TAX ASSESSOR—COLLECTORS' ACCOUNTS FOR 1969
 Showing The Classes of State Charges, Credits Allowed, Expense To The State
 For Assessing And Collecting And Net Amount Collected
 For Fiscal Year July 1, 1969 to June 30, 1970, Both Inclusive

| | JONES | KARNES | KAUFMAN | KENDALL | KENEDY | KENT |
|--|---------------------|----------------------|---------------------|---------------------|---------------------|---------------------|
| AD VALOREM: | | | | | | |
| DR: Charged on 1969 Rolls | \$ 102 044 28 | \$ 140 847 52 | \$ 94 700 27 | \$ 30 079 10 | \$ 67 873 25 | \$ 100 681 41 |
| Supplemental Assessments | 79 87 | 23 20 | 614 49 | 2 27 | - 0 - | 2 96 |
| Insolvent Collections | 234 95 | 194 75 | 728 22 | 575 60 | - 0 - | 2 11 |
| Delinquent Collections | 1 385 27 | 2 433 45 | 6 397 03 | 897 04 | 26 67 | 532 47 |
| Penalty & Interest | 536 09 | 450 73 | 2 522 97 | 369 63 | 6 60 | 127 48 |
| Sundry Debits | 49 63 | 42 | 81 10 | 309 66 | 03 | - 0 - |
| CR: Insolvent List | 1 855 67 | 607 12 | 4 550 32 | 748 51 | 4 37 | 107 78 |
| Errors in Assessments | 164 64 | 123 82 | 2 155 77 | 89 46 | 7 98 | 11 51 |
| Delinquent List | 3 717 58 | 2 771 38 | 5 029 45 | 634 75 | 78 44 | 251 02 |
| Commissions & Fees: | | | | | | |
| Collector for Collecting | 1 888 62 | 2 762 23 | 1 825 71 | 573 44 | 1 316 24 | 1 949 58 |
| Discount | 2 373 52 | 2 327 81 | 2 007 79 | 683 38 | 2 002 58 | 2 857 15 |
| Sundry Credits | 14 76 | 127 91 | - 0 - | - 0 - | - 0 - | - 0 - |
| Article 7335 | - 0 - | 455 40 | 688 12 | - 0 - | - 0 - | - 0 - |
| State Aid | - 0 - | - 0 - | - 0 - | - 0 - | - 0 - | - 0 - |
| Balance Due State | 72 24 | - 0 - | 27 04 | 329 10 | - 0 - | 4 76 |
| DEPOSITORY INTEREST: | | | | | | |
| DR: Depository Interest Collected | - 0 - | - 0 - | - 0 - | - 0 - | - 0 - | - 0 - |
| TOTAL DEBITS | 104 330 09 | 143 950 07 | 105 044 08 | 32 233 30 | 67 906 55 | 101 346 43 |
| TOTAL CREDITS | 10 087 03 | 9 175 67 | 16 284 20 | 3 058 64 | 3 409 61 | 5 181 80 |
| TOTAL NET COLLECTIONS | \$ 94 243 06 | \$ 134 774 40 | \$ 88 759 88 | \$ 29 174 66 | \$ 64 496 94 | \$ 96 164 63 |

TABLE NO. 222

TAX ASSESSOR-COLLECTORS' ACCOUNTS FOR 1969
 Showing The Classes of State Charges, Credits Allowed, Expense To The State
 For Assessing And Collecting And Net Amount Collected
 For Fiscal Year July 1, 1969 to June 30, 1970, Both Inclusive

| | KERR | KIMBLE | KING | KINNEY | KLEBERG | KNOX |
|-----------------------------------|---------------------|---------------------|---------------------|---------------------|----------------------|---------------------|
| AD VALOREM: | | | | | | |
| DR: Charged on 1969 Rolls | \$ 76 468 39 | \$ 33 865 90 | \$ 29 991 45 | \$ 34 712 71 | \$ 493 736 77 | \$ 46 131 77 |
| Supplemental Assessments | 474 94 | 8 95 | 30 49 | 39 50 | 210 63 | 5 33 |
| Insolvent Collections | 3 142 72 | 2 35 | 196 27 | - 0 - | 595 71 | 84 37 |
| Delinquent Collections | 1 461 42 | 329 82 | 44 71 | 624 19 | 3 840 44 | 612 62 |
| Penalty & Interest | 387 72 | 147 11 | 60 09 | 424 30 | 1 191 38 | 175 24 |
| Sundry Debits | 10 17 | 3 48 | 89 07 | 38 19 | - 0 - | - 0 - |
| CR: Insolvent List | 1 290 33 | 138 42 | 106 59 | 45 03 | 670 26 | 684 32 |
| Errors in Assessments | 2 482 82 | 26 12 | 6 83 | 190 85 | 324 89 | 29 78 |
| Delinquent List | 2 820 98 | 684 82 | 148 96 | 700 44 | 3 740 92 | 1 276 14 |
| Commissions & Fees: | | | | | | |
| Collector for Collecting | 1 474 23 | 644 33 | 588 75 | 680 51 | 9 610 30 | 864 37 |
| Discount | 1 639 95 | 827 28 | 637 27 | 838 93 | 14 323 95 | 1 062 69 |
| Sundry Credits | - 0 - | - 0 - | 11 80 | 208 77 | - 0 - | - 0 - |
| Article 7335 | - 0 - | - 0 - | - 0 - | - 0 - | - 0 - | 85 35 |
| State Aid | - 0 - | - 0 - | - 0 - | - 0 - | - 0 - | - 0 - |
| Balance Due State | - 0 - | - 0 - | - 0 - | 38 18 | - 0 - | 14 76 |
| DEPOSITORY INTEREST: | | | | | | |
| DR: Depository Interest Collected | - 0 - | - 0 - | - 0 - | - 0 - | - 0 - | - 0 - |
| TOTAL DEBITS | 81 945 36 | 34 357 61 | 30 412 08 | 35 838 89 | 499 574 93 | 47 009 33 |
| TOTAL CREDITS | 9 708 31 | 2 320 97 | 1 500 20 | 2 702 71 | 28 670 32 | 4 017 41 |
| TOTAL NET COLLECTIONS | \$ 72 237 05 | \$ 32 036 64 | \$ 28 911 88 | \$ 33 136 18 | \$ 470 904 61 | \$ 42 991 92 |

TABLE NO. 222
 TAX ASSESSOR-COLLECTORS' ACCOUNTS FOR 1969
 Showing The Classes of State Charges, Credits Allowed, Expense To The State
 For Assessing And Collecting And Net Amount Collected
 For Fiscal Year July 1, 1969 to June 30, 1970, Both Inclusive

| | LAMAR | LAMB | LAMPASAS | LaSALLE | LAVACA | LEE |
|--|----------------------|---------------------|---------------------|---------------------|---------------------|---------------------|
| AD VALOREM: | | | | | | |
| DR: Charged on 1969 Rolls | \$ 149 441 80 | \$ 105 884 51 | \$ 29 976 89 | \$ 61 378 87 | \$ 93 180 96 | \$ 34 016 70 |
| Supplemental Assessments | 821 04 | 2 52 | 82 13 | 323 06 | 76 80 | 18 32 |
| Insolvent Collections | 167 01 | 210 64 | 6 33 | 9 40 | 696 55 | 15 01 |
| Delinquent Collections | 3 052 03 | 1 836 54 | 569 97 | 2 218 72 | 699 00 | 866 80 |
| Penalty & Interest | 817 19 | 571 85 | 198 14 | 2 150 69 | 467 97 | 266 06 |
| Sundry Debits | 235 26 | 511 12 | - 0 - | - 0 - | - 0 - | - 0 - |
| CR: Insolvent List | 1 253 93 | 2 665 51 | 133 56 | 642 35 | 355 21 | 342 89 |
| Errors in Assessments | 4 280 53 | 308 46 | 33 30 | 764 60 | 166 35 | 60 27 |
| Delinquent List | 8 342 31 | 3 224 90 | 802 49 | 2 200 69 | 693 95 | 652 68 |
| Commissions & Fees: | | | | | | |
| Collector for Collecting | 2 737 56 | 1 995 10 | 585 04 | 1 213 42 | 1 831 78 | 668 27 |
| Discount | 3 592 04 | 2 476 54 | 611 22 | 1 404 72 | 2 316 95 | 713 28 |
| Sundry Credits | 182 33 | 268 33 | 259 89 | 1 105 12 | - 0 - | 94 |
| Article 7335 | - 0 - | - 0 - | - 0 - | - 0 - | 273 17 | 45 65 |
| State Aid | - 0 - | - 0 - | - 0 - | - 0 - | - 0 - | - 0 - |
| Balance Due State | - 0 - | 313 57 | - 0 - | 154 11 | - 0 - | - 0 - |
| DEPOSITORY INTEREST: | | | | | | |
| DR: Depository Interest Collected | - 0 - | - 0 - | - 0 - | - 0 - | - 0 - | - 0 - |
| TOTAL DEBITS | 154 534 33 | 109 017 18 | 30 833 46 | 66 080 74 | 95 121 28 | 35 182 89 |
| TOTAL CREDITS | 20 388 70 | 11 252 41 | 2 425 50 | 7 485 01 | 5 637 41 | 2 483 98 |
| TOTAL NET COLLECTIONS | \$ 134 145 63 | \$ 97 764 77 | \$ 28 407 96 | \$ 58 595 73 | \$ 89 483 87 | \$ 32 698 91 |

TABLE NO. 222

TAX ASSESSOR-COLLECTORS' ACCOUNTS FOR 1969
 Showing The Classes of State Charges, Credits Allowed, Expense To The State
 For Assessing And Collecting And Net Amount Collected
 For Fiscal Year July 1, 1969 to June 30, 1970, Both Inclusive

| | LEON | LIBERTY | LIMESTONE | LIPSCOMB | LIVE OAK | LLANO |
|-----------------------------------|---------------------|----------------------|---------------------|---------------------|---------------------|---------------------|
| AD VALOREM: | | | | | | |
| DR: Charged on 1969 Rolls | \$ 47 720 90 | \$ 336 052 70 | \$ 94 535 00 | \$ 99 129 13 | \$ 102 060 15 | \$ 52 765 50 |
| Supplemental Assessments | 394 46 | 878 26 | 348 74 | 66 28 | 29 93 | 80 41 |
| Insolvent Collections | 94 | 370 56 | 52 74 | 74 45 | 13 17 | 46 76 |
| Delinquent Collections | 901 46 | 5 241 67 | 545 57 | 368 91 | 469 46 | 1 046 13 |
| Penalty & Interest | 312 65 | 1 600 20 | 237 23 | 222 54 | 149 58 | 364 70 |
| Sundry Debits | 03 | 759 27 | 21 46 | 20 | 186 85 | 4 43 |
| CR: Insolvent List | 52 53 | 1 398 21 | 4 837 69 | 110 17 | 208 91 | 708 56 |
| Errors in Assessments | 204 25 | 1 525 55 | 1 545 21 | 294 53 | 293 20 | 131 42 |
| Delinquent List | 2 436 28 | 15 700 08 | 3 933 65 | 656 60 | 2 043 43 | 2 603 70 |
| Commissions & Fees: | | | | | | |
| Collector for Collecting | 910 85 | 6 291 59 | 1 686 77 | 1 924 60 | 1 940 79 | 993 85 |
| Discount | 1 094 88 | 4 601 38 | 940 30 | 2 568 75 | 2 551 23 | 1 169 78 |
| Sundry Credits | 319 40 | - 0 - | 222 38 | 216 06 | 12 45 | 464 38 |
| Article 7335 | - 0 - | - 0 - | - 0 - | - 0 - | - 0 - | - 0 - |
| State Aid | - 0 - | - 0 - | - 0 - | - 0 - | - 0 - | - 0 - |
| Balance Due State | - 0 - | 887 10 | 106 87 | - 0 - | 170 27 | - 0 - |
| DEPOSITORY INTEREST: | | | | | | |
| DR: Depository Interest Collected | - 0 - | - 0 - | - 0 - | - 0 - | - 0 - | - 0 - |
| TOTAL DEBITS | 49 330 44 | 344 902 66 | 95 740 74 | 99 861 51 | 102 909 14 | 54 307 93 |
| TOTAL CREDITS | 5 018 19 | 30 403 91 | 13 272 87 | 5 770 71 | 7 220 28 | 6 071 69 |
| TOTAL NET COLLECTIONS | \$ 44 312 25 | \$ 314 498 75 | \$ 82 467 87 | \$ 94 090 80 | \$ 95 688 86 | \$ 48 236 24 |

TABLE NO. 222

TAX ASSESSOR—COLLECTORS' ACCOUNTS FOR 1969
Showing The Classes of State Charges, Credits Allowed, Expense To The State
For Assessing And Collecting And Net Amount Collected
For Fiscal Year July 1, 1969 to June 30, 1970, Both Inclusive

| | LOVING | LUBBOCK | LYNN | MADISON | MARION | MARTIN |
|--|---------------------|----------------------|---------------------|---------------------|---------------------|---------------------|
| AD VALOREM: | | | | | | |
| DR: Charged on 1969 Rolls | \$ 24 891 32 | \$ 1 011 992 00 | \$ 58 826 56 | \$ 60 995 96 | \$ 38 199 03 | \$ 47 114 21 |
| Supplemental Assessments | 118 06 | 425 39 | 18 02 | 32 20 | 132 56 | 1 731 19 |
| Insolvent Collections | - 0 - | 3 268 35 | 94 55 | - 0 - | 8 83 | - 0 - |
| Delinquent Collections | 173 82 | 20 450 33 | 849 69 | 411 89 | 755 41 | 204 76 |
| Penalty & Interest | 38 00 | 6 412 62 | 246 90 | 134 39 | 268 79 | 66 59 |
| Sundry Debits | 13 65 | 1 208 05 | - 0 - | - 0 - | 2 15 | 9 25 |
| CR: Insolvent List | 20 53 | 21 293 07 | 551 22 | 96 08 | 583 28 | 35 49 |
| Errors in Assessments | 131 33 | 6 903 50 | 130 70 | 174 18 | 156 25 | 2 638 18 |
| Delinquent List | 247 09 | 43 897 16 | 1 291 81 | 1 524 48 | 2 349 23 | 908 37 |
| Commissions & Fees: | | | | | | |
| Collector for Collecting | 483 97 | 18 922 40 | 1 136 48 | 1 158 32 | 707 36 | 887 07 |
| Discount | 416 11 | 24 339 13 | 1 224 10 | 1 378 57 | 909 73 | 1 190 32 |
| Sundry Credits | - 0 - | 1 200 27 | 40 12 | 15 71 | - 0 - | 15 15 |
| Article 7335 | - 0 - | - 0 - | - 0 - | - 0 - | - 0 - | - 0 - |
| State Aid | - 0 - | - 0 - | - 0 - | - 0 - | - 0 - | - 0 - |
| Balance Due State | - 0 - | 3 72 | - 0 - | 9 72 | 45 | - 0 - |
| DEPOSITORY INTEREST: | | | | | | |
| DR: Depository Interest Collected | - 0 - | - 0 - | - 0 - | - 0 - | - 0 - | - 0 - |
| TOTAL DEBITS | 25 234 85 | 1 043 756 74 | 60 035 72 | 61 574 44 | 39 366 77 | 49 126 00 |
| TOTAL CREDITS | 1 299 03 | 116 559 25 | 4 374 43 | 4 357 06 | 4 706 30 | 5 674 58 |
| TOTAL NET COLLECTIONS | \$ 23 935 82 | \$ 927 197 49 | \$ 55 661 29 | \$ 57 217 38 | \$ 34 660 47 | \$ 43 451 42 |

TABLE NO. 222
TAX ASSESSOR-COLLECTORS' ACCOUNTS FOR 1969
 Showing The Classes of State Charges, Credits Allowed, Expense To The State
 For Assessing And Collecting And Net Amount Collected
 For Fiscal Year July 1, 1969 to June 30, 1970, Both Inclusive

| | MASON | MATAGORDA | MAVERICK | McCULLOCH | McLENNAN | McMULLEN |
|-----------------------------------|---------------------|----------------------|----------------------|---------------------|----------------------|---------------------|
| AD VALOREM: | | | | | | |
| DR: Charged on 1969 Rolls | \$ 29 178 23 | \$ 382 846 74 | \$ 116 064 53 | \$ 47 238 78 | \$ 715 534 94 | \$ 61 885 62 |
| Supplemental Assessments | 19 22 | 87 10 | 5 459 41 | 200 04 | 184 80 | 162 59 |
| Insolvent Collections | 91 23 | 190 10 | 934 17 | 60 79 | 2 805 42 | - 0 - |
| Delinquent Collections | 282 68 | 2 323 97 | 5 480 56 | 649 36 | 13 878 64 | 100 10 |
| Penalty & Interest | 93 63 | 895 61 | 1 432 55 | 217 86 | 4 552 32 | 27 78 |
| Sundry Debits | 1 19 | 1 13 | 14 127 48 | 19 23 | - 0 - | - 0 - |
| CR: Insolvent List | 106 22 | 8 713 37 | 2 894 72 | 933 67 | 18 704 23 | 69 93 |
| Errors in Assessments | 16 55 | 346 06 | 4 638 31 | 209 17 | 6 117 52 | 37 68 |
| Delinquent List | 442 47 | 5 188 86 | 12 103 29 | 1 165 04 | 25 227 51 | 747 55 |
| Commissions & Fees: | | | | | | |
| Collector for Collecting | 561 90 | 7 181 03 | 2 019 27 | 899 67 | 13 536 70 | 1 191 60 |
| Discount | 668 67 | 9 917 58 | 988 29 | 1 053 24 | 10 071 89 | 1 740 49 |
| Sundry Credits | - 0 - | 35 61 | 13 516 57 | - 0 - | - 0 - | 44 25 |
| Article 7335 | 66 44 | - 0 - | 988 18 | - 0 - | 1 842 13 | - 0 - |
| State Aid | - 0 - | 48 67 | - 0 - | - 0 - | - 0 - | - 0 - |
| Balance Due State | - 0 - | 72 64 | - 0 - | - 0 - | - 0 - | - 0 - |
| DEPOSITORY INTEREST: | | | | | | |
| DR: Depository Interest Collected | - 0 - | - 0 - | - 0 - | - 0 - | - 0 - | - 0 - |
| TOTAL DEBITS | 29 666 18 | 386 344 65 | 143 498 70 | 48 386 06 | 736 956 12 | 62 176 09 |
| TOTAL CREDITS | 1 862 25 | 31 503 82 | 37 148 63 | 4 260 79 | 75 499 98 | 3 831 50 |
| TOTAL NET COLLECTIONS | \$ 27 803 93 | \$ 354 840 83 | \$ 106 350 07 | \$ 44 125 27 | \$ 661 456 14 | \$ 58 344 59 |

TABLE NO. 222
TAX ASSESSOR—COLLECTORS' ACCOUNTS FOR 1969
 Showing The Classes of State Charges, Credits Allowed, Expense To The State
 For Assessing And Collecting And Net Amount Collected
 For Fiscal Year July 1, 1969 to June 30, 1970, Both Inclusive

| | MEDINA | MENARD | MIDLAND | MILAM | MILLS | MITCHELL |
|-----------------------------------|---------------------|---------------------|----------------------|----------------------|---------------------|----------------------|
| AD VALOREM: | | | | | | |
| DR: Charged on 1969 Rolls | \$ 92,669 75 | \$ 22,325 42 | \$ 408,252 16 | \$ 121,918 54 | \$ 19,148 66 | \$ 130,610 19 |
| Supplemental Assessments | 401 05 | 04 | 223 11 | 277 01 | 51 49 | 131 90 |
| Insolvent Collections | 1,067 65 | 123 35 | 803 55 | 381 68 | 10 53 | 110 42 |
| Delinquent Collections | 4,907 06 | 551 79 | 9,014 30 | 921 06 | 368 89 | 793 48 |
| Penalty & Interest | 1,663 14 | 220 56 | 2,095 53 | 287 25 | 76 98 | 213 34 |
| Sundry Debits | - 0 - | 13 51 | - 0 - | 26 | 1 77 | - 0 - |
| CR: Insolvent List | 1,383 44 | 259 31 | 2,557 14 | 3,330 35 | 76 64 | 520 53 |
| Errors in Assessments | 166 01 | 4 20 | 1,208 92 | 461 08 | 56 64 | 48 69 |
| Delinquent List | 6,105 71 | 614 34 | 12,588 41 | 7,625 63 | 669 11 | 2,638 66 |
| Commissions & Fees: | | | | | | |
| Collector for Collecting | 1,821 60 | 437 05 | 7,869 67 | 2,166 09 | 359 41 | 2,502 31 |
| Discount | 1,972 89 | 497 65 | 10,520 81 | 2,936 85 | 390 85 | 3,534 93 |
| Sundry Credits | - 0 - | 36 08 | - 0 - | 93 | 74 02 | - 0 - |
| Article 7335 | 1,130 42 | 132 73 | - 0 - | - 0 - | - 0 - | - 0 - |
| State Aid | - 0 - | - 0 - | - 0 - | 17 76 | - 0 - | - 0 - |
| Balance Due State | 400 00 | - 0 - | 27 90 | 21 93 | 57 56 | 90 |
| DEPOSITORY INTEREST: | | | | | | |
| DR: Depository Interest Collected | - 0 - | - 0 - | - 0 - | - 0 - | - 0 - | - 0 - |
| TOTAL DEBITS | 100,708 65 | 23,234 67 | 420,388 65 | 123,785 80 | 19,658 32 | 131,859 33 |
| TOTAL CREDITS | 12,980 07 | 1,981 36 | 34,772 85 | 16,560 62 | 1,684 23 | 9,246 02 |
| TOTAL NET COLLECTIONS | \$ 87,728 58 | \$ 21,253 31 | \$ 385,615 80 | \$ 107,225 18 | \$ 17,974 09 | \$ 122,613 31 |

TABLE NO. 222
TAX ASSESSOR—COLLECTORS' ACCOUNTS FOR 1969
 Showing The Classes of State Charges, Credits Allowed, Expense To The State
 For Assessing And Collecting And Net Amount Collected
 For Fiscal Year July 1, 1969 to June 30, 1970, Both Inclusive

| | MONTAGUE | MONTGOMERY | MOORE | MORRIS | MOTLEY | NACOG- DOCHES |
|-----------------------------------|---------------------|----------------------|----------------------|---------------------|---------------------|----------------------|
| AD VALOREM: | | | | | | |
| DR: Charged on 1969 Rolls | \$ 95 473 16 | \$ 330 960 90 | \$ 187 137 36 | \$ 67 304 29 | \$ 29 613 53 | \$ 150 883 57 |
| Supplemental Assessments | 1 247 22 | 1 216 82 | 4 79 | 42 09 | 1 40 | 1 124 31 |
| Insolvent Collections | 107 21 | 216 98 | 25 76 | 104 39 | 32 09 | 18 19 |
| Delinquent Collections | 3 258 10 | 9 132 90 | 332 85 | 837 19 | 443 88 | 1 949 17 |
| Penalty & Interest | 1 121 40 | 2 243 29 | 119 81 | 302 19 | 105 16 | 465 45 |
| Sundry Debits | 50 32 | 152 15 | - 0 - | 64 | 73 06 | - 0 - |
| CR: Insolvent List | 718 18 | 559 02 | 195 98 | 564 02 | 139 13 | 461 25 |
| Errors in Assessments | 1 222 43 | 1 145 92 | 141 94 | 46 83 | 38 43 | 3 193 80 |
| Delinquent List | 5 799 29 | 12 971 59 | 559 47 | 689 60 | 441 82 | 4 051 69 |
| Commissions & Fees: | | | | | | |
| Collector for Collecting | 1 826 72 | 6 291 42 | 3 629 66 | 1 308 72 | 566 74 | 2 862 89 |
| Discount | 1 989 40 | 3 363 59 | 5 238 67 | 1 853 88 | 758 43 | 3 585 30 |
| Sundry Credits | - 0 - | - 0 - | - 0 - | - 0 - | 9 09 | 275 60 |
| Article 7335 | 614 91 | 1 839 56 | - 0 - | - 0 - | - 0 - | - 0 - |
| State Aid | - 0 - | - 0 - | - 0 - | - 0 - | - 0 - | - 0 - |
| Balance Due State | 191 35 | 367 51 | - 0 - | - 0 - | - 0 - | - 0 - |
| DEPOSITORY INTEREST: | | | | | | |
| DR: Depository Interest Collected | - 0 - | - 0 - | - 0 - | - 0 - | - 0 - | - 0 - |
| TOTAL DEBITS | 101 257 41 | 343 923 04 | 187 620 57 | 68 590 79 | 30 269 12 | 154 440 69 |
| TOTAL CREDITS | 12 362 28 | 26 538 61 | 9 765 72 | 4 463 05 | 1 953 64 | 14 430 53 |
| TOTAL NET COLLECTIONS | \$ 88 895 13 | \$ 317 384 43 | \$ 177 854 85 | \$ 64 127 74 | \$ 28 315 48 | \$ 140 010 16 |

TAX ASSESSOR—COLLECTORS' ACCOUNTS FOR 1969
 Showing The Classes of State Charges, Credits Allowed, Expense To The State
 For Assessing And Collecting And Net Amount Collected
 For Fiscal Year July 1, 1969 to June 30, 1970, Both Inclusive

| | NAVARRO | NEWTON | NOLAN | NUECES | OCHILTREE | OLDHAM |
|-----------------------------------|----------------------|---------------------|----------------------|------------------------|----------------------|---------------------|
| AD VALOREM: | | | | | | |
| DR: Charged on 1969 Rolls | \$ 147 853 43 | \$ 61 104 19 | \$ 121 137 51 | \$ 1 634 707 98 | \$ 134 330 92 | \$ 33 985 69 |
| Supplemental Assessments | 390 05 | 142 25 | 245 33 | 527 26 | 1 691 68 | - 0 - |
| Insolvent Collections | 88 32 | 89 10 | 106 01 | 2 298 25 | 526 16 | 212 50 |
| Delinquent Collections | 3 191 67 | 1 221 60 | 1 133 57 | 13 094 50 | 979 83 | 756 93 |
| Penalty & Interest | 945 71 | 289 91 | 507 83 | 5 613 19 | 402 53 | 213 28 |
| Sundry Debits | 7 86 | 30 41 | 5 05 | 43 | 29 | - 0 - |
| CR: Insolvent List | 4 059 74 | 990 55 | 282 77 | 16 172 26 | 970 52 | 1 226 27 |
| Errors in Assessments | 1 310 58 | 335 68 | 870 23 | 10 044 79 | 913 78 | 5 29 |
| Delinquent List | 6 731 07 | 2 689 65 | 1 918 75 | 41 960 99 | 1 510 50 | 1 371 41 |
| Commissions & Fees: | | | | | | |
| Collector for Collecting | 2 736 72 | 1 149 58 | 2 337 53 | 30 940 27 | 2 625 41 | 635 49 |
| Discount | 3 485 30 | 1 377 45 | 3 182 91 | 41 049 87 | 3 266 43 | 787 92 |
| Sundry Credits | 866 33 | 47 | 156 87 | - 0 - | - 0 - | - 0 - |
| Article 7335 | 572 12 | 247 71 | - 0 - | - 0 - | - 0 - | - 0 - |
| State Aid | - 0 - | - 0 - | - 0 - | - 0 - | - 0 - | - 0 - |
| Balance Due State | - 0 - | 19 | - 0 - | - 0 - | 29 | 273 92 |
| DEPOSITORY INTEREST: | | | | | | |
| DR: Depository Interest Collected | - 0 - | - 0 - | - 0 - | - 0 - | - 0 - | - 0 - |
| TOTAL DEBITS | 152 477 04 | 62 877 46 | 123 135 30 | 1 656 241 61 | 137 931 41 | 35 168 40 |
| TOTAL CREDITS | 19 761 86 | 6 791 28 | 8 749 06 | 140 168 18 | 9 286 93 | 4 300 30 |
| TOTAL NET COLLECTIONS | \$ 132 715 18 | \$ 56 086 18 | \$ 114 386 24 | \$ 1 516 073 43 | \$ 128 644 48 | \$ 30 868 10 |

TABLE NO. 222
TAX ASSESSOR—COLLECTORS' ACCOUNTS FOR 1969
 Showing The Classes of State Charges, Credits Allowed, Expense To The State
 For Assessing And Collecting And Net Amount Collected
 For Fiscal Year July 1, 1969 to June 30, 1970, Both Inclusive

| | ORANGE | PALO PINTO | PANOLA | PARKER | PARMER | PECOS |
|-----------------------------------|----------------------|----------------------|----------------------|----------------------|---------------------|----------------------|
| AD VALOREM: | | | | | | |
| DR: Charged on 1969 Rolls | \$ 544 944 57 | \$ 114 037 96 | \$ 155 868 61 | \$ 124 156 02 | \$ 61 682 77 | \$ 411 263 47 |
| Supplemental Assessments | 750 40 | 677 34 | 208 89 | 209 19 | 32 76 | 99 74 |
| Insolvent Collections | 742 42 | 1 627 45 | 63 97 | 629 97 | 48 95 | 108 57 |
| Delinquent Collections | 15 103 31 | 2 990 68 | 1 405 10 | 2 320 81 | 610 64 | 1 639 15 |
| Penalty & Interest | 4 316 26 | 1 088 29 | 410 34 | 759 13 | 232 44 | 371 83 |
| Sundry Debits | - 0 - | 181 26 | - 0 - | 20 99 | 20 | 225 54 |
| CR: Insolvent List | 1 970 84 | 2 723 53 | 81 10 | 6 221 00 | 578 52 | 265 32 |
| Errors in Assessments | 7 821 38 | 1 908 21 | 666 58 | 2 019 53 | 18 90 | 288 24 |
| Delinquent List | 21 242 43 | 5 007 09 | 2 910 56 | 14 543 88 | 675 36 | 5 390 00 |
| Commissions & Fees: | | | | | | |
| Collector for Collecting | 10 410 33 | 2 164 91 | 3 001 58 | 2 055 45 | 1 187 80 | 7 919 17 |
| Discount | 14 289 82 | 2 718 49 | 4 215 92 | 2 378 32 | 1 217 01 | 11 580 55 |
| Sundry Credits | 813 04 | 88 | - 0 - | 236 04 | - 0 - | 224 50 |
| Article 7335 | 3 063 71 | - 0 - | - 0 - | 522 84 | - 0 - | 283 54 |
| State Aid | 31 44 | - 0 - | - 0 - | - 0 - | - 0 - | - 0 - |
| Balance Due State | 12 48 | - 0 - | 7 40 | 45 99 | 23 20 | 02 |
| DEPOSITORY INTEREST: | | | | | | |
| DR: Depository Interest Collected | - 0 - | - 0 - | - 0 - | - 0 - | - 0 - | - 0 - |
| TOTAL DEBITS | 565 856 96 | 120 602 98 | 157 956 91 | 128 096 11 | 62 607 76 | 413 708 30 |
| TOTAL CREDITS | 59 655 47 | 14 523 11 | 10 883 14 | 28 023 05 | 3 700 79 | 25 951 34 |
| TOTAL NET COLLECTIONS | \$ 506 201 49 | \$ 106 079 87 | \$ 147 073 77 | \$ 100 073 06 | \$ 58 906 97 | \$ 387 756 96 |

TAX ASSESSOR-COLLECTORS' ACCOUNTS FOR 1969
 Showing The Classes of State Charges, Credits Allowed, Expense To The State
 For Assessing And Collecting And Net Amount Collected
 For Fiscal Year July 1, 1969 to June 30, 1970, Both Inclusive

| | POLK | POTTER | PRESIDIO | RAINS | RANDALL | REAGAN |
|--|-------------------|-------------------|------------------|------------------|-------------------|-------------------|
| AD VALOREM: | | | | | | |
| DR: Charged on 1969 Rolls | \$ 139 379 89 | \$ 598 699 15 | \$ 52 204 23 | \$ 19 542 34 | \$ 133 935 42 | \$ 134 939 42 |
| Supplemental Assessments | 434 37 | 1 406 05 | 244 44 | 282 67 | 792 51 | 156 71 |
| Insolvent Collections | 16 45 | 4 237 53 | 3 76 | - 0 - | 342 11 | 8 18 |
| Delinquent Collections | 1 345 19 | 7 752 67 | 1 878 46 | 1 247 68 | 1 741 98 | 645 23 |
| Penalty & Interest | 774 52 | 3 165 08 | 485 13 | 386 54 | 537 29 | 223 40 |
| Sundry Debits | 282 05 | 378 29 | 4 64 | 8 46 | 50 31 | - 0 - |
| CR: Insolvent List | 192 15 | 9 603 96 | 266 41 | 52 74 | 2 053 63 | 464 36 |
| Errors in Assessments | 1 572 45 | 1 967 26 | 42 24 | 85 39 | 809 60 | 383 09 |
| Delinquent List | 8 353 20 | 12 537 38 | 3 626 10 | 1 057 24 | 3 960 83 | 1 075 31 |
| Commissions & Fees: | | | | | | |
| Collector for Collecting | 2 582 96 | 11 521 97 | 994 06 | 396 14 | 2 544 64 | 2 608 11 |
| Discount | 989 46 | 15 043 91 | 1 180 49 | 458 44 | 3 304 92 | 3 644 62 |
| Sundry Credits | 171 38 | 391 20 | 621 67 | 133 62 | 94 81 | - 0 - |
| Article 7335 | 189 84 | - 0 - | - 0 - | - 0 - | - 0 - | - 0 - |
| State Aid | - 0 - | - 0 - | - 0 - | - 0 - | - 0 - | - 0 - |
| Balance Due State | 91 90 | 10 19 | - 0 - | 2 11 | - 0 - | 85 |
| DEPOSITORY INTEREST: | | | | | | |
| DR: Depository Interest Collected | - 0 - | - 0 - | - 0 - | - 0 - | - 0 - | - 0 - |
| TOTAL DEBITS | <u>142 232 47</u> | <u>615 638 77</u> | <u>54 820 66</u> | <u>21 467 69</u> | <u>137 399 62</u> | <u>135 972 94</u> |
| TOTAL CREDITS | <u>14 143 34</u> | <u>51 075 87</u> | <u>6 730 97</u> | <u>2 185 68</u> | <u>12 768 43</u> | <u>8 176 34</u> |
| TOTAL NET COLLECTIONS | \$ 128 089 13 | \$ 564 562 90 | \$ 48 089 69 | \$ 19 282 01 | \$ 124 631 19 | \$ 127 796 60 |

TABLE NO. 222
TAX ASSESSOR—COLLECTORS' ACCOUNTS FOR 1969
 Showing The Classes of State Charges, Credits Allowed, Expense To The State
 For Assessing And Collecting And Net Amount Collected
 For Fiscal Year July 1, 1969 to June 30, 1970, Both Inclusive

| | REAL | RED RIVER | REEVES | REFUGIO | ROBERTS | ROBERTSON |
|-----------------------------------|--------------------|---------------------|----------------------|----------------------|---------------------|---------------------|
| AD VALOREM: | | | | | | |
| DR: Charged on 1969 Rolls | \$ 8 379 38 | \$ 55 839 59 | \$ 242 861 30 | \$ 376 905 74 | \$ 54 882 20 | \$ 52 010 65 |
| Supplemental Assessments | 74.44 | 305 04 | 406 44 | 9 85 | 6 10 | 692 44 |
| Insolvent Collections | 44 42 | 15 77 | 812 47 | 32 15 | - 0 - | 80 37 |
| Delinquent Collections | 120 14 | 2 117 48 | 9 661 33 | 159 23 | 108 24 | 1 963 71 |
| Penalty & Interest | 55 93 | 620 48 | 2 953 76 | 88 20 | 70 22 | 696 21 |
| Sundry Debits | - 0 - | - 0 - | 728 52 | 2 09 | 91 01 | - 0 - |
| CR: Insolvent List | 119 96 | 370 94 | 2 034 28 | 88 41 | 116 36 | 138 57 |
| Errors in Assessments | 17 63 | 1 156 24 | 592 91 | 11 24 | 110 51 | 331 68 |
| Delinquent List | 239 12 | 3 690 18 | 12 573 84 | 2 172 83 | 486 50 | 1 998 56 |
| Commissions & Fees: | | | | | | |
| Collector for Collecting | 162 27 | 1 048 63 | 4 758 55 | 7 277 96 | 1 064 81 | 993 92 |
| Discount | 183 89 | 1 239 53 | 3 566 54 | 11 026 78 | 982 32 | 664 47 |
| Sundry Credits | - 0 - | - 0 - | 615 13 | - 0 - | 2 71 | 1 10 |
| Article 7335 | - 0 - | 368 05 | 792 54 | - 0 - | - 0 - | - 0 - |
| State Aid | - 0 - | - 0 - | - 0 - | - 0 - | - 0 - | - 0 - |
| Balance Due State | 36 | 10 48 | 88 78 | - 0 - | 76 33 | 51 19 |
| DEPOSITORY INTEREST: | | | | | | |
| DR: Depository Interest Collected | - 0 - | - 0 - | - 0 - | - 0 - | - 0 - | - 0 - |
| TOTAL DEBITS | 8 674 31 | 58 898 36 | 257 423 82 | 377 197 26 | 55 157 77 | 55 443 38 |
| TOTAL CREDITS | 723 23 | 7 884 05 | 25 022 57 | 20 577 22 | 2 839 54 | 4 179 49 |
| TOTAL NET COLLECTIONS | \$ 7 951 08 | \$ 51 014 31 | \$ 232 401 25 | \$ 356 620 04 | \$ 52 318 23 | \$ 51 263 89 |

TABLE NO. 222
TAX ASSESSOR—COLLECTORS' ACCOUNTS FOR 1969
 Showing The Classes of State Charges, Credits Allowed, Expense To The State
 For Assessing And Collecting And Net Amount Collected
 For Fiscal Year July 1, 1969 to June 30, 1970, Both Inclusive

| | ROCKWALL | RUNNELS | RUSK | SABINE | SAN AUGUSTINE | SAN JACINTO |
|-----------------------------------|---------------------|---------------------|----------------------|---------------------|---------------------|---------------------|
| AD VALOREM: | | | | | | |
| DR: Charged on 1969 Rolls | \$ 34 617 82 | \$ 88 876 46 | \$ 308 601 36 | \$ 26 514 97 | \$ 25 897 54 | \$ 43 521 19 |
| Supplemental Assessments | 189 50 | 338 28 | 196 92 | 111 37 | 70 63 | 239 62 |
| Insolvent Collections | 43 01 | 88 46 | 78 25 | - 0 - | - 0 - | 1 41 |
| Delinquent Collections | 1 025 42 | 2 095 36 | 1 766 73 | 285 20 | 1 155 41 | 805 79 |
| Penalty & Interest | 277 17 | 599 55 | 594 29 | 109 94 | 489 22 | 304 42 |
| Sundry Debits | 509 89 | 5 88 | 39 61 | 85 11 | 10 75 | 21 53 |
| CR: Insolvent List | 293 20 | 652 66 | 1 475 28 | 2 10 | 101 85 | 209 99 |
| Errors in Assessments | 1 106 08 | 13 731 57 | 677 49 | 278 00 | 126 90 | 1 054 60 |
| Delinquent List | 2 673 48 | 3 116 27 | 3 733 71 | 2 064 03 | 2 168 90 | 7 268 33 |
| Commissions & Fees: | | | | | | |
| Collector for Collecting | 613 25 | 1 455 82 | 5 889 70 | 478 80 | 460 47 | 716 29 |
| Discount | 709 62 | 1 711 66 | 8 605 19 | 602 98 | 571 47 | 441 71 |
| Sundry Credits | 296 03 | 412 49 | 18 | 556 62 | 23 25 | 23 35 |
| Article 7335 | - 0 - | 409 92 | - 0 - | - 0 - | - 0 - | - 0 - |
| State Aid | - 0 - | - 0 - | - 0 - | - 0 - | - 0 - | - 0 - |
| Balance Due State | - 0 - | - 0 - | 48 49 | 132 35 | 16 28 | 91 25 |
| DEPOSITORY INTEREST: | | | | | | |
| DR: Depository Interest Collected | - 0 - | - 0 - | - 0 - | - 0 - | - 0 - | - 0 - |
| TOTAL DEBITS | 36 662 81 | 92 003 99 | 311 277 16 | 27 106 59 | 27 623 55 | 44 893 96 |
| TOTAL CREDITS | 5 691 66 | 21 490 39 | 20 430 04 | 4 114 88 | 3 469 12 | 9 805 52 |
| TOTAL NET COLLECTIONS | \$ 30 971 15 | \$ 70 513 60 | \$ 290 847 12 | \$ 22 991 71 | \$ 24 154 43 | \$ 35 088 44 |

TABLE NO. 222
TAX ASSESSOR—COLLECTORS' ACCOUNTS FOR 1969
 Showing The Classes of State Charges, Credits Allowed, Expense To The State
 For Assessing And Collecting And Net Amount Collected
 For Fiscal Year July 1, 1969 to June 30, 1970, Both Inclusive

| | SAN PATRICIO | SAN SABA | SCHLEICHER | SCURRY | SHACKELFORD | SHELBY |
|-----------------------------------|----------------------|---------------------|---------------------|----------------------|---------------------|---------------------|
| AD VALOREM: | | | | | | |
| DR: Charged on 1969 Rolls | \$ 401 237 87 | \$ 42 381 69 | \$ 65 674 24 | \$ 569 622 13 | \$ 58 160 84 | \$ 35 510 50 |
| Supplemental Assessments | 1 033 85 | 11 34 | 14 33 | 2 575 83 | - 0 - | 68 92 |
| Insolvent Collections | 165 10 | 5 15 | 2 35 | 59 54 | 15 80 | 4 70 |
| Delinquent Collections | 6 756 82 | 1 150 76 | 539 05 | 1 503 50 | 205 48 | 987 53 |
| Penalty & Interest | 1 819 23 | 575 45 | 264 73 | 446 55 | 93 06 | 248 24 |
| Sundry Debits | 3 51 | 3 47 | - 0 - | 60 06 | 103 75 | 16 80 |
| CR: Insolvent List | 6 174 63 | 536 14 | 97 57 | 210 19 | 246 80 | 95 05 |
| Errors in Assessments | 1 563 69 | 124 61 | 15 60 | 1 204 65 | 221 17 | 215 80 |
| Delinquent List | 18 582 12 | 680 09 | 769 21 | 3 776 94 | 1 021 80 | 1 715 92 |
| Commissions & Fees: | | | | | | |
| Collector for Collecting | 7 377 87 | 838 45 | 1 277 74 | 11 048 85 | 1 105 88 | 657 09 |
| Discount | 7 534 40 | 861 62 | 1 724 91 | 16 606 86 | 1 448 67 | 724 26 |
| Sundry Credits | - 0 - | 103 34 | - 0 - | 391 67 | - 0 - | 117 04 |
| Article 7335 | - 0 - | - 0 - | - 0 - | - 0 - | - 0 - | - 0 - |
| State Aid | - 0 - | - 0 - | - 0 - | - 0 - | - 0 - | - 0 - |
| Balance Due State | 168 32 | - 0 - | - 0 - | 26 35 | 102 18 | 45 35 |
| DEPOSITORY INTEREST: | | | | | | |
| DR: Depository Interest Collected | - 0 - | - 0 - | - 0 - | - 0 - | - 0 - | - 0 - |
| TOTAL DEBITS | 411 016 38 | 44 127 86 | 66 494 70 | 574 267 61 | 58 578 93 | 36 836 69 |
| TOTAL CREDITS | 41 401 03 | 3 144 25 | 3 885 03 | 33 265 51 | 4 146 50 | 3 570 51 |
| TOTAL NET COLLECTIONS | \$ 369 615 35 | \$ 40 983 61 | \$ 62 609 67 | \$ 541 002 10 | \$ 54 432 43 | \$ 33 266 18 |

TABLE NO. 222

TAX ASSESSOR—COLLECTORS' ACCOUNTS FOR 1969
 Showing The Classes of State Charges, Credits Allowed, Expense To The State
 For Assessing And Collecting And Net Amount Collected
 For Fiscal Year July 1, 1969 to June 30, 1970, Both Inclusive

| | SHERMAN | SMITH | SOMERVELL | STARR | STEPHENS | STERLING |
|--|----------------------|----------------------|--------------------|----------------------|---------------------|---------------------|
| AD VALOREM: | | | | | | |
| DR: Charged on 1969 Rolls | \$ 115 146 45 | \$ 419 161 82 | \$ 9 144 30 | \$ 195 094 00 | \$ 67 313 00 | \$ 40 454 34 |
| Supplemental Assessments | 60 58 | 480 44 | 91 55 | 123 17 | 227 34 | 142 74 |
| Insolvent Collections | 183 07 | 4 688 30 | - 0 - | 355 00 | 35 12 | 1 18 |
| Delinquent Collections | 493 08 | 8 309 00 | 141 62 | 3 507 93 | 661 17 | 100 90 |
| Penalty & Interest | 167 27 | 3 347 17 | 86 16 | 964 91 | 228 00 | 52 14 |
| Sundry Debits | 54 33 | 158 62 | 57 92 | 19 18 | 25 | 1 53 |
| CR: Insolvent List | 742 70 | 11 123 53 | 28 77 | 327 26 | 880 09 | 26 57 |
| Errors in Assessments | 264 10 | 7 669 67 | 23 77 | 735 91 | 179 49 | 16 65 |
| Delinquent List | 694 12 | 10 287 96 | 718 36 | 8 450 29 | 1 663 39 | 2 745 39 |
| Commissions & Fees: | | | | | | |
| Collector for Collecting | 2 228 13 | 7 939 12 | 171 06 | 3 707 23 | 1 283 41 | 740 80 |
| Discount | 2 943 24 | 10 037 58 | 139 91 | 5 121 40 | 1 571 27 | 793 07 |
| Sundry Credits | 2 47 | 282 02 | - 0 - | 3 09 | 264 95 | 50 36 |
| Article 7335 | - 0 - | 2 219 57 | - 0 - | - 0 - | - 0 - | - 0 - |
| State Aid | - 0 - | - 0 - | - 0 - | - 0 - | - 0 - | - 0 - |
| Balance Due State | - 0 - | 48 91 | - 0 - | 31 47 | - 0 - | 122 66 |
| DEPOSITORY INTEREST: | | | | | | |
| DR: Depository Interest Collected | - 0 - | - 0 - | - 0 - | - 0 - | - 0 - | - 0 - |
| TOTAL DEBITS | 116 104 78 | 436 145 35 | 9 521 55 | 200 064 19 | 68 464 88 | 40 752 83 |
| TOTAL CREDITS | 6 874 76 | 49 608 36 | 1 081 87 | 18 376 65 | 5 842 60 | 4 495 50 |
| TOTAL NET COLLECTIONS | \$ 109 230 02 | \$ 386 536 99 | \$ 8 439 68 | \$ 181 687 54 | \$ 62 622 28 | \$ 36 257 33 |

TABLE NO. 222
TAX ASSESSOR—COLLECTORS' ACCOUNTS FOR 1969
 Showing The Classes of State Charges, Credits Allowed, Expense To The State
 For Assessing And Collecting And Net Amount Collected
 For Fiscal Year July 1, 1969 to June 30, 1970, Both Inclusive

| | STONEWALL | SUTTON | SWISHER | TARRANT | TAYLOR | TERRELL |
|-----------------------------------|---------------------|---------------------|---------------------|------------------------|----------------------|---------------------|
| AD VALOREM: | | | | | | |
| DR: Charged on 1969 Rolls | \$ 64 820 67 | \$ 38 584 47 | \$ 16 715 10 | \$ 3 000 139 12 | \$ 415 245 79 | \$ 34 481 92 |
| Supplemental Assessments | 30 39 | 2 85 | 38 79 | 6 897 95 | 804 34 | 21 08 |
| Insolvent Collections | 27 16 | 17 78 | 235 80 | 7 457 91 | 1 119 01 | - 0 - |
| Delinquent Collections | 989 09 | 394 95 | 319 76 | 55 525 92 | 11 186 95 | 294 08 |
| Penalty & Interest | 281 57 | 146 83 | 273 39 | 18 258 32 | 2 980 49 | 90 66 |
| Sundry Debits | 3 45 | - 0 - | - 0 - | - 0 - | 22 30 | 15 87 |
| CR: Insolvent List | 439 50 | 102 68 | 2 438 24 | 49 506 49 | 5 194 39 | 90 00 |
| Errors in Assessments | 69 20 | 197 22 | 1 117 96 | 53 669 03 | 3 783 16 | - 0 - |
| Delinquent List | 1 051 86 | 509 58 | 2 220 51 | 109 209 03 | 19 588 56 | 257 56 |
| Commissions & Fees: | | | | | | |
| Collector for Collecting | 1 258 14 | 753 55 | 235 65 | 56 369 13 | 7 861 68 | 673 55 |
| Discount | 1 678 16 | 660 17 | 20 03 | 54 861 08 | 9 640 28 | 862 76 |
| Sundry Credits | 67 88 | - 0 - | - 0 - | 5 280 52 | 1 937 27 | 77 05 |
| Article 7335 | - 0 - | 73 72 | - 0 - | - 0 - | 1 942 87 | - 0 - |
| State Aid | - 0 - | - 0 - | - 0 - | - 0 - | - 0 - | - 0 - |
| Balance Due State | - 0 - | 01 | 4 27 | - 0 - | 19 34 | 15 89 |
| DEPOSITORY INTEREST: | | | | | | |
| DR: Depository Interest Collected | - 0 - | - 0 - | - 0 - | - 0 - | - 0 - | - 0 - |
| TOTAL DEBITS | 66 152 33 | 39 146 88 | 17 582 84 | 3 088 279 22 | 431 358 88 | 34 903 61 |
| TOTAL CREDITS | 4 564 74 | 2 296 93 | 6 036 66 | 328 895 28 | 49 967 55 | 1 976 81 |
| TOTAL NET COLLECTIONS | \$ 61 587 59 | \$ 36 849 95 | \$ 11 546 18 | \$ 2 759 383 94 | \$ 381 391 33 | \$ 32 926 80 |

TABLE NO. 222
 TAX ASSESSOR—COLLECTORS' ACCOUNTS FOR 1969
 Showing The Classes of State Charges, Credits Allowed, Expense To The State
 For Assessing And Collecting And Net Amount Collected
 For Fiscal Year July 1, 1969 to June 30, 1970, Both Inclusive

| | TERRY | THROCK- MORTON | TITUS | TOM GREEN | TRAVIS | TRINITY |
|-----------------------------------|----------------------|---------------------|---------------------|----------------------|------------------------|---------------------|
| AD VALOREM: | | | | | | |
| DR: Charged on 1969 Rolls | \$ 173 674 52 | \$ 41 550 95 | \$ 45 770 63 | \$ 256 522 38 | \$ 1 483 970 58 | \$ 36 275 33 |
| Supplemental Assessments | 158 05 | 81 43 | 48 81 | 100 91 | 3 253 46 | 292 67 |
| Insolvent Collections | 312 12 | 89 70 | 6 82 | 768 61 | 1 671 93 | - 0 - |
| Delinquent Collections | 2 497 96 | 1 974 68 | 326 39 | 6 127 82 | 34 627 57 | 957 91 |
| Penalty & Interest | 971 71 | 740 19 | 116 98 | 2 111 72 | 12 897 76 | 338 53 |
| Sundry Debits | - 0 - | - 0 - | 1 85 | 290 32 | 63 23 | 56 38 |
| CR: Insolvent List | 2 625 99 | 172 66 | 357 14 | 2 778 04 | 33 267 04 | 48 01 |
| Errors in Assessments | 883 58 | 43 48 | 82 57 | 2 019 90 | 27 727 15 | 170 47 |
| Delinquent List | 4 340 67 | 1 680 44 | 892 66 | 8 368 29 | 67 864 61 | 1 206 08 |
| Commissions & Fees: | | | | | | |
| Collector for Collecting | 3 308 44 | 781 81 | 875 59 | 4 938 41 | 27 485 47 | 710 30 |
| Discount | 4 308 44 | 793 42 | 1 156 92 | 5 575 54 | 33 341 48 | 907 34 |
| Sundry Credits | 404 53 | 158 42 | 38 79 | 182 49 | 1 917 78 | 98 56 |
| Article 7335 | - 0 - | - 0 - | - 0 - | - 0 - | - 0 - | - 0 - |
| State Aid | - 0 - | - 0 - | - 0 - | 632 31 | - 0 - | - 0 - |
| Balance Due State | 25 47 | 55 52 | - 0 - | 200 63 | - 0 - | - 0 - |
| DEPOSITORY INTEREST: | | | | | | |
| DR: Depository Interest Collected | - 0 - | - 0 - | - 0 - | - 0 - | - 0 - | - 0 - |
| TOTAL DEBITS | 177 614 36 | 44 436 95 | 46 271 48 | 265 921 76 | 1 536 484 53 | 37 920 82 |
| TOTAL CREDITS | 15 897 12 | 3 685 75 | 3 403 67 | 24 695 61 | 191 603 53 | 3 140 76 |
| TOTAL NET COLLECTIONS | \$ 161 717 24 | \$ 40 751 20 | \$ 42 867 81 | \$ 241 226 15 | \$ 1 344 881 00 | \$ 34 780 06 |

TABLE NO. 222
TAX ASSESSOR—COLLECTORS' ACCOUNTS FOR 1969
 Showing The Classes of State Charges, Credits Allowed, Expense To The State
 For Assessing And Collecting And Net Amount Collected
 For Fiscal Year July 1, 1969 to June 30, 1970, Both Inclusive

| | TYLER | UPSHUR | UPTON | UVALDE | VAL VERDE | VAN ZANDT |
|--|---------------------|---------------------|----------------------|---------------------|---------------------|----------------------|
| AD VALOREM: | | | | | | |
| DR: Charged on 1969 Rolls | \$ 90 196 13 | \$ 76 760 20 | \$ 225 330 45 | \$ 103 772 86 | \$ 96 386 80 | \$ 202 702 62 |
| Supplemental Assessments | 861 07 | 189 87 | 19 85 | 36 15 | 35 16 | 589 01 |
| Insolvent Collections | 11 38 | 12 12 | 39 53 | 609 99 | 733 15 | 97 79 |
| Delinquent Collections | 1 374 02 | 1 597 22 | 896 42 | 2 776 34 | 2 925 15 | 1 611 26 |
| Penalty & Interest | 378 91 | 532 28 | 279 67 | 1 322 82 | 1 512 76 | 581 86 |
| Sundry Debits | 278 57 | 126 14 | - 0 - | 269 81 | 7 37 | 1 86 |
| CR: Insolvent List | 119 29 | 198 96 | 233 26 | 4 642 45 | 891 48 | 1 117 74 |
| Errors in Assessments | 7 830 23 | 784 46 | 1 984 32 | 436 10 | 6 25 | 477 82 |
| Delinquent List | 5 899 36 | 4 611 82 | 2 347 75 | 4 565 65 | 4 184 00 | 3 668 45 |
| Commissions & Fees: | | | | | | |
| Collector for Collecting | 1 572 53 | 1 451 08 | 4 377 41 | 1 864 05 | 1 886 62 | 3 899 14 |
| Discount | 527 04 | 962 18 | 3 130 34 | 2 063 47 | 2 187 68 | 5 357 76 |
| Sundry Credits | - 0 - | 6 49 | - 0 - | 55 89 | 100 70 | 801 02 |
| Article 7335 | - 0 - | - 0 - | - 0 - | 667 26 | 760 95 | - 0 - |
| State Aid | - 0 - | - 0 - | - 0 - | - 0 - | - 0 - | - 0 - |
| Balance Due State | 82 86 | 1 09 | - 0 - | 136 91 | - 0 - | 8 48 |
| DEPOSITORY INTEREST: | | | | | | |
| DR: Depository Interest Collected | - 0 - | - 0 - | - 0 - | - 0 - | - 0 - | - 0 - |
| TOTAL DEBITS | 93 100 08 | 79 217 83 | 226 565 92 | 108 787 97 | 101 600 39 | 205 584 40 |
| TOTAL CREDITS | 16 031 31 | 8 016 08 | 12 073 08 | 14 431 78 | 10 017 68 | 15 330 41 |
| TOTAL NET COLLECTIONS | \$ 77 068 77 | \$ 71 201 75 | \$ 214 492 84 | \$ 94 356 19 | \$ 91 582 71 | \$ 190 253 99 |

TABLE NO. 222

TAX ASSESSOR—COLLECTORS' ACCOUNTS FOR 1969
 Showing The Classes of State Charges, Credits Allowed, Expense To The State
 For Assessing And Collecting And Net Amount Collected
 For Fiscal Year July 1, 1969 to June 30, 1970, Both Inclusive

| | VICTORIA | WALKER | WALLER | WARD | WASHINGTON | WEBB |
|--|---------------|--------------|---------------|---------------|--------------|---------------|
| AD VALOREM: | | | | | | |
| DR: Charged on 1969 Rolls | \$ 338 301 41 | \$ 95 436 34 | \$ 184 342 35 | \$ 279 819 40 | \$ 67 267 49 | \$ 390 276 93 |
| Supplemental Assessments | 347 99 | 1 218 44 | 239 65 | 319 53 | 98 40 | 979 33 |
| Insolvent Collections | 891 92 | 71 06 | 40 | 610 55 | 48 38 | 2 216 55 |
| Delinquent Collections | 2 083 77 | 1 791 35 | 640 99 | 6 587 80 | 1 269 39 | 16 892 91 |
| Penalty & Interest | 828 96 | 744 98 | 285 85 | 2 169 80 | 623 27 | 4 633 76 |
| Sundry Debits | - 0 - | 62 04 | 3 08 | 78 | - 0 - | 993 98 |
| CR: Insolvent List | 9 355 18 | 1 028 15 | 116 02 | 320 98 | 1 648 36 | 6 301 74 |
| Errors in Assessments | 1 533 36 | 5 132 19 | 252 44 | 552 34 | 96 67 | 2 700 06 |
| Delinquent List | 5 778 38 | 4 851 38 | 2 772 97 | 4 708 07 | 1 512 40 | 32 434 58 |
| Commissions & Fees: | | | | | | |
| Collector for Collecting | 6 339 39 | 1 693 99 | 3 547 55 | 5 580 06 | 1 295 71 | 7 296 01 |
| Discount | 8 818 03 | 1 189 31 | 4 993 34 | 4 922 52 | 1 264 00 | 8 887 85 |
| Sundry Credits | - 0 - | - 0 - | 2 35 | - 0 - | - 0 - | 865 25 |
| Article 7335 | 570 86 | 356 52 | - 0 - | 1 386 79 | - 0 - | 3 186 58 |
| State Aid | - 0 - | - 0 - | 18 99 | - 0 - | - 0 - | - 0 - |
| Balance Due State | - 0 - | 65 91 | 68 69 | 78 | 02 | 3 36 |
| DEPOSITORY INTEREST: | | | | | | |
| DR: Depository Interest Collected | - 0 - | - 0 - | - 0 - | - 0 - | - 0 - | - 0 - |
| TOTAL DEBITS | 342 454 05 | 99 324 21 | 185 512 32 | 289 507 86 | 69 306 93 | 415 993 46 |
| TOTAL CREDITS | 32 395 20 | 14 317 45 | 11 772 35 | 17 471 54 | 5 817 16 | 61 675 43 |
| TOTAL NET COLLECTIONS | \$ 310 058 85 | \$ 85 006 76 | \$ 173 739 97 | \$ 272 036 32 | \$ 63 489 77 | \$ 354 318 03 |

TABLE NO. 222
TAX ASSESSOR—COLLECTORS' ACCOUNTS FOR 1969
 Showing The Classes of State Charges, Credits Allowed, Expense To The State
 For Assessing And Collecting And Net Amount Collected
 For Fiscal Year July 1, 1969 to June 30, 1970, Both Inclusive

| | WHARTON | WHEELER | WICHITA | WILBARGER | WILLACY | WILLIAMSON |
|-----------------------------------|----------------------|---------------------|----------------------|----------------------|--------------------|----------------------|
| AD VALOREM: | | | | | | |
| DR: Charged on 1969 Rolls | \$ 315 238 02 | \$ 59 551 72 | \$ 582 117 88 | \$ 128 648 26 | \$ 11 276 44 | \$ 126 937 96 |
| Supplemental Assessments | 859 18 | 254 73 | 418 47 | 303 64 | 18 | 300 56 |
| Insolvent Collections | 247 23 | 101 43 | 2 234 96 | 624 12 | 134 29 | 323 12 |
| Delinquent Collections | 2 411 49 | 2 923 81 | 13 668 81 | 3 532 64 | 417 58 | 3 299 72 |
| Penalty & Interest | 569 51 | 894 62 | 4 806 64 | 772 20 | 253 37 | 1 282 93 |
| Sundry Debits | 3 26 | - 0 - | 26 18 | 67 55 | 5 25 | 61 72 |
| CR: Insolvent List | 1 822 01 | 196 29 | 10 842 37 | 846 75 | 1 245 51 | 3 850 65 |
| Errors in Assessments | 1 586 42 | 226 50 | 4 033 97 | 871 49 | 2 501 22 | 638 63 |
| Delinquent List | 4 472 83 | 2 294 52 | 20 488 71 | 4 007 82 | 6 323 79 | 3 817 24 |
| Commissions & Fees: | | | | | | |
| Collector for Collecting | 6 127 31 | 1 189 83 | 11 070 95 | 2 499 67 | 40 25 | 2 417 94 |
| Discount | 5 076 32 | 1 515 08 | 14 334 39 | 3 238 62 | 4 31 | 2 974 36 |
| Sundry Credits | 55 77 | 74 35 | - 0 - | 22 89 | - 0 - | 234 63 |
| Article 7335 | - 0 - | 257 68 | - 0 - | - 0 - | 71 70 | - 0 - |
| State Aid | - 0 - | - 0 - | - 0 - | - 0 - | - 0 - | - 0 - |
| Balance Due State | - 0 - | - 0 - | 7 87 | 28 02 | - 0 - | - 0 - |
| DEPOSITORY INTEREST: | | | | | | |
| DR: Depository Interest Collected | - 0 - | - 0 - | - 0 - | - 0 - | - 0 - | - 0 - |
| TOTAL DEBITS | 319 328 69 | 63 726 31 | 603 272 94 | 133 948 41 | 12 087 11 | 132 206 01 |
| TOTAL CREDITS | 19 140 66 | 5 754 25 | 60 778 26 | 11 515 26 | 10 186 78 | 13 933 45 |
| TOTAL NET COLLECTIONS | \$ 300 188 03 | \$ 57 972 06 | \$ 542 494 68 | \$ 122 433 15 | \$ 1 900 33 | \$ 118 272 56 |

TABLE NO. 222
 TAX ASSESSOR—COLLECTORS' ACCOUNTS FOR 1969
 Showing The Classes of State Charges, Credits Allowed, Expense To The State
 For Assessing And Collecting And Net Amount Collected
 For Fiscal Year July 1, 1969 to June 30, 1970, Both Inclusive

| | WILSON | WINKLER | WISE | WOOD | YOAKUM | YOUNG |
|--|--------------|---------------|---------------|---------------|---------------|---------------|
| AD VALOREM: | | | | | | |
| DR: Charged on 1969 Rolls | \$ 62 593 48 | \$ 283 060 54 | \$ 137 479 66 | \$ 257 146 12 | \$ 391 351 29 | \$ 119 398 35 |
| Supplemental Assessments | 9 65 | 1 268 92 | 1 554 67 | 150 90 | 436 26 | 117 98 |
| Insolvent Collections | 111 81 | 49 35 | 73 56 | 213 24 | 7 15 | 127 02 |
| Delinquent Collections | 1 702 24 | 1 243 80 | 3 285 66 | 2 166 09 | 1 265 67 | 1 623 08 |
| Penalty & Interest | 517 37 | 319 75 | 755 79 | 749 71 | 371 22 | 596 84 |
| Sundry Debits | 340 69 | - 0 - | 8 00 | 57 | 115 86 | 398 82 |
| CR: Insolvent List | 372 58 | 221 05 | 269 63 | 1 062 77 | 326 90 | 3 246 66 |
| Errors in Assessments | 378 25 | 55 78 | 2 096 33 | 425 66 | 426 23 | 316 48 |
| Delinquent List | 3 030 12 | 1 412 08 | 3 572 61 | 2 309 52 | 3 138 74 | 2 104 81 |
| Commissions & Fees: | | | | | | |
| Collector for Collecting | 1 203 66 | 5 490 10 | 2 690 91 | 5 088 21 | 7 692 77 | 2 223 18 |
| Discount | 1 311 08 | 8 225 05 | 2 664 61 | 2 218 32 | 4 919 92 | 2 935 49 |
| Sundry Credits | 6 14 | - 0 - | 78 51 | 8 83 | 97 03 | 440 93 |
| Article 7335 | 327 36 | 288 92 | 600 05 | - 0 - | - 0 - | - 0 - |
| State Aid | - 0 - | - 0 - | - 0 - | - 0 - | - 0 - | - 0 - |
| Balance Due State | - 0 - | 30 46 | - 0 - | - 0 - | - 0 - | - 0 - |
| DEPOSITORY INTEREST: | | | | | | |
| DR: Depository Interest Collected | - 0 - | - 0 - | - 0 - | - 0 - | - 0 - | - 0 - |
| TOTAL DEBITS | 65 275 24 | 285 942 36 | 143 157 34 | 260 426 63 | 393 547 45 | 122 262 09 |
| TOTAL CREDITS | 6 629 19 | 15 723 44 | 11 972 65 | 11 113 31 | 16 601 59 | 11 267 55 |
| TOTAL NET COLLECTIONS | \$ 58 646 05 | \$ 270 218 92 | \$ 131 184 69 | \$ 249 313 32 | \$ 376 945 86 | \$ 110 994 54 |

TABLE NO. 222
TAX ASSESSOR—COLLECTORS' ACCOUNTS FOR 1969
 Showing The Classes of State Charges, Credits Allowed, Expense To The State
 For Assessing And Collecting And Net Amount Collected
 For Fiscal Year July 1, 1969 to June 30, 1970, Both Inclusive

| | ZAPATA | ZAVALA | GRAND TOTAL |
|--|------------------|------------------|---------------------|
| AD VALOREM: | | | |
| DR: Charged on 1969 Rolls | \$ 66 706 78 | \$ 55 747 91 | \$67 859 462 30 |
| Supplemental Assessments | 4 85 | 26 68 | 168 369 18 |
| Insolvent Collections | 72 19 | 1 095 12 | 178 762 23 |
| Delinquent Collections | 1 878 45 | 2 097 44 | 1 162 468 36 |
| Penalty & Interest | 629 33 | 918 07 | 381 773 27 |
| Sundry Debits | 1 81 | 6 67 | 52 055 11 |
| CR: Insolvent List | 623 23 | 1 107 73 | 814 385 39 |
| Errors in Assessments | 86 65 | 294 84 | 873 708 43 |
| Delinquent List | 4 017 94 | 2 357 99 | 1 969 605 51 |
| Commissions & Fees: | | | |
| Collector for Collecting | 1 261 84 | 1 098 49 | 1 291 752 42 |
| Discount | 1 471 96 | 1 206 75 | 1 355 598 38 |
| Sundry Credits | 12 48 | - 0 - | 51 724 32 |
| Article 7335 | - 0 - | 452 58 | 61 592 61 |
| State Aid | - 0 - | - 0 - | 2 287 09 |
| Balance Due State | - 0 - | - 0 - | 36 924 24 |
| DEPOSITORY INTEREST: | | | |
| DR: Depository Interest Collected | - 0 - | - 0 - | 2 918 90 |
| TOTAL DEBITS | 69 293 41 | 59 891 89 | 69 805 809 35 |
| TOTAL CREDITS | 7 474 10 | 6 518 38 | 6 457 578 39 |
| TOTAL NET COLLECTIONS | \$ 61 819 31 | \$ 53 373 51 | \$63 348 230 96 |

TABLE NO. 223
 EX-TAX ASSESSOR-COLLECTORS' ACCOUNTS FOR 1969
 Showing The Classes of State Charges, Credits Allowed, Expense To The State
 For Assessing And Collecting And Net Amount Collected

| | ANDERSON | BAYLOR | BROOKS | COMANCHE | CROSBY | DALLAM |
|-----------------------------------|------------------|------------------|----------------------|---------------------|---------------------|---------------------|
| AD VALOREM: | | | | | | |
| DR: Charged on 1969 Rolls | \$ - 0 - | \$ - 0 - | \$ 296 985 55 | \$ 56 035 25 | \$ 60 398 10 | \$ 43 671 68 |
| Supplemental Assessments | 23 07 | - 0 - | 53 55 | 355 77 | 93 11 | 249 27 |
| Insolvent Collections | 3 76 | 27 08 | 29 46 | 81 31 | 47 74 | 103 74 |
| Delinquent Collections | 123 98 | 265 96 | 467 25 | 941 34 | 832 90 | 656 20 |
| Penalty & Interest | 51 51 | 76 09 | 67 57 | 217 29 | 176 57 | 116 24 |
| Sundry Debits | - 0 - | - 0 - | 7 07 | - 0 - | - 0 - | 29 61 |
| CR: Insolvent List | - 0 - | - 0 - | - 0 - | - 0 - | - 0 - | - 0 - |
| Errors in Assessments | - 0 - | - 0 - | - 0 - | - 0 - | - 0 - | - 0 - |
| Delinquent List | - 0 - | - 0 - | - 0 - | - 0 - | - 0 - | - 0 - |
| Commissions & Fees: | | | | | | |
| Collector for Collecting | 4 04 | 7 38 | 5 586 26 | 1 056 94 | 1 028 95 | 580 38 |
| Discount | - 0 - | - 0 - | 8 572 60 | 652 41 | 1 413 85 | 867 60 |
| Sundry Credits | 9 21 | - 0 - | 17 17 | - 0 - | - 0 - | 77 |
| Uncollected Taxes 1969 Rolls | - 0 - | - 0 - | 9 717 86 | 4 131 42 | 8 687 31 | 14 774 62 |
| Article 7335 | 4 85 | 55 37 | 13 78 | - 0 - | - 0 - | - 0 - |
| State Aid | - 0 - | - 0 - | - 0 - | - 0 - | - 0 - | - 0 - |
| Balance Due State | 19 | - 0 - | 4 67 | - 0 - | - 0 - | 135 30 |
| DEPOSITORY INTEREST: | | | | | | |
| DR: Depository Interest Collected | - 0 - | - 0 - | - 0 - | - 0 - | - 0 - | - 0 - |
| TOTAL DEBITS | 202 32 | 369 13 | 297 610 45 | 57 630 96 | 61 548 42 | 44 826 74 |
| TOTAL CREDITS | 18 29 | 62 75 | 23 912 34 | 5 840 77 | 11 130 11 | 16 358 67 |
| TOTAL NET COLLECTIONS | \$ 184 03 | \$ 306 38 | \$ 273 698 11 | \$ 51 790 19 | \$ 50 418 31 | \$ 28 468 07 |

TABLE NO. 223
EX—TAX ASSESSOR—COLLECTORS' ACCOUNTS FOR 1969
 Showing The Classes of State Charges, Credits Allowed, Expense To The State
 For Assessing And Collecting And Net Amount Collected

| | DONLEY | HARRISON | HILL | JIM HOGG | (A) NUECES | (A) NUECES |
|-----------------------------------|---------------------|----------------------|---------------------|----------------------|---------------------|---------------------|
| AD VALOREM: | | | | | | |
| DR: Charged on 1969 Rolls | \$ 25 892 67 | \$ 323 425 21 | \$ 97 979 82 | \$ 119 408 25 | \$ - 0 - | \$ 1 634 973 90 |
| Supplemental Assessments | 4 62 | 1 147 65 | 64 42 | 2 90 | 158 08 | 27 10 |
| Insolvent Collections | 11 29 | 95 18 | 440 71 | - 0 - | 2 851 59 | 118 34 |
| Delinquent Collections | 190 08 | 5 953 34 | 1 756 43 | 1 087 50 | 8 923 89 | 1 536 49 |
| Penalty & Interest | 67 02 | 1 661 20 | 355 72 | 471 96 | 2 275 85 | 368 71 |
| Sundry Debits | 131 71 | 5 351 44 | 3 18 | 11 | 27 | - 0 - |
| CR: Insolvent List | - 0 - | - 0 - | - 0 - | - 0 - | - 0 - | - 0 - |
| Errors in Assessments | - 0 - | - 0 - | - 0 - | - 0 - | - 0 - | - 0 - |
| Delinquent List | - 0 - | - 0 - | - 0 - | - 0 - | - 0 - | - 0 - |
| Commissions & Fees: | | | | | | |
| Collector for Collecting | 377 30 | 5 874 56 | 1 703 64 | 2 206 16 | 284 19 | 46 17 |
| Discount | 549 04 | 7 443 82 | 2 150 78 | - 0 - | - 0 - | 8 16 |
| Sundry Credits | 9 69 | 13 44 | 303 23 | - 0 - | - 0 - | - 0 - |
| Uncollected Taxes 1969 Rolls | 6 757 21 | 31 110 68 | 13 264 22 | 7 434 97 | - 0 - | 1 634 707 98 |
| Article 7335 | - 0 - | - 0 - | 385 85 | 3 227 33 | - 0 - | - 0 - |
| State Aid | - 0 - | - 0 - | - 0 - | - 0 - | - 0 - | - 0 - |
| Balance Due State | 124 70 | 5 337 99 | 29 | - 0 - | - 0 - | - 0 - |
| DEPOSITORY INTEREST: | | | | | | |
| DR: Depository Interest Collected | - 0 - | - 0 - | 167 52 | - 0 - | - 0 - | - 0 - |
| TOTAL DEBITS | 26 297 39 | 337 634 02 | 100 767 80 | 120 970 72 | 14 209 68 | 1 637 024 54 |
| TOTAL CREDITS | 7 817 94 | 49 780 49 | 17 808 01 | 12 868 46 | 284 19 | 1 634 762 31 |
| TOTAL NET COLLECTIONS | \$ 18 479 45 | \$ 287 853 53 | \$ 82 959 79 | \$ 108 102 26 | \$ 13 925 49 | \$ 2 262 23 |

(A) Two active accounts for this period.

TABLE NO. 223
EX-TAX ASSESSOR-COLLECTORS' ACCOUNTS FOR 1969
 Showing The Classes of State Charges, Credits Allowed, Expense To The State
 For Assessing And Collecting And Net Amount Collected

| | SWISHER | WILLACY | GRAND TOTAL |
|--|---------------------|----------------------|------------------------|
| AD VALOREM: | | | |
| DR: Charged on 1969 Rolls | \$ 82 106 94 | \$ 152 148 17 | \$ 2 893 025 54 |
| Supplemental Assessments | 310 49 | 3 814 84 | 6 304 87 |
| Insolvent Collections | 2 793 19 | 435 93 | 7 039 32 |
| Delinquent Collections | 2 593 22 | 6 003 55 | 31 332 13 |
| Penalty & Interest | 1 935 08 | 2 535 56 | 10 376 37 |
| Sundry Debits | 71 72 | 74 66 | 5 669 77 |
| | | | |
| CR: Insolvent List | - 0 - | - 0 - | - 0 - |
| Errors in Assessments | - 0 - | - 0 - | - 0 - |
| Delinquent List | - 0 - | - 0 - | - 0 - |
| | | | |
| Commissions & Fees: | | | |
| Collector for Collecting | 1 425 40 | 2 993 11 | 23 174 48 |
| Discount | 1 753 68 | 4 026 14 | 27 438 08 |
| Sundry Credits | 4 93 | 70 80 | 429 24 |
| Uncollected Taxes 1969 Rolls | 16 715 10 | 11 256 28 | 1 758 557 65 |
| Article 7335 | - 0 - | 723 55 | 4 410 73 |
| State Aid | - 0 - | - 0 - | - 0 - |
| Balance Due State | 78 79 | - 0 - | 5 681 93 |
| | | | |
| DEPOSITORY INTEREST: | | | |
| DR: Depository Interest Collected | - 0 - | - 0 - | 167 52 |
| | | | |
| TOTAL DEBITS | 89 810 64 | 165 012 71 | 2 953 915 52 |
| TOTAL CREDITS | 19 977 90 | 19 069 88 | 1 819 692 11 |
| | | | |
| TOTAL NET COLLECTIONS | \$ 69 832 74 | \$ 145 942 83 | \$ 1 134 223 41 |

TABLE NO. 224
SUMMARY OF TAX ASSESSOR—COLLECTORS' ACCOUNTS FOR 1969

| | COLLECTORS' TABLE 222 | EX-COLLECTORS' TABLE 223 | TOTAL |
|---------------------------------------|--------------------------|-----------------------------|------------------------|
| AD VALOREM: | | | |
| DR: Charged on 1969 Rolls | \$67 859 462 30 | \$ 2 893 025 54 | \$70 752 487 84 |
| Supplemental Assessments | 168 369 18 | 6 304 87 | 174 674 05 |
| Insolvent Collections | 178 762 23 | 7 039 32 | 185 801 55 |
| Delinquent Collections | 1 162 468 36 | 31 332 13 | 1 193 800 49 |
| Penalty and Interest | 381 773 27 | 10 376 37 | 392 149 64 |
| Sundry Debits | 52 055 11 | 5 669 77 | 57 724 88 |
| Total Debits | \$69 802 890 45 | \$ 2 953 748 00 | \$72 756 638 45 |
| CR: Insolvent List | \$ 814 385 39 | \$ - 0 - | \$ 814 385 39 |
| Errors in Assessments | 873 708 43 | - 0 - | 873 708 43 |
| Delinquent List | 1 969 605 51 | - 0 - | 1 969 605 51 |
| Commissions and Fees: | | | |
| Collector and Collecting | 1 291 752 42 | 23 174 48 | 1 314 926 90 |
| Discount | 1 355 598 38 | 27 438 08 | 1 383 036 46 |
| Sundry Credits | 51 724 32 | 429 24 | 52 153 56 |
| Uncollected Taxes 1969 Rolls | - 0 - | 1 758 557 65 | 1 758 557 65 |
| Article 7335 | 61 592 61 | 4 410 73 | 66 003 34 |
| State Aid | 2 287 09 | - 0 - | 2 287 09 |
| Balance Due State | 36 924 24 | 5 681 93 | 42 606 17 |
| Total Credits | \$ 6 457 578 39 | \$ 1 819 692 11 | \$ 8 277 270 50 |
| NET AD VALOREM TAX | \$63 345 312 06 | \$ 1 134 055 89 | \$64 479 367 95 |
| DR: Depository Interest Collected | 2 918 90 | 167 52 | 3 086 42 |
| TOTAL NET COLLECTIONS | \$63 348 230 96 | \$ 1 134 223 41 | \$64 482 454 37 |
| AD VALOREM FOR STATE'S USE | | AMOUNT | PERCENTAGE |
| Charged to Tax Collectors' Accounts | | \$ 72 756 638 45 | 100 000% |
| Credits to Tax Collectors' Accounts | | 8 277 270 50 | 11 377% |
| Net Ad Valorem Tax Collections | | \$ 64 479 367 95 | 88 623% |

TABLE NO. 225
SHOWING STATE TAX RATE FOR THE YEARS 1916-1970 INCLUSIVE
AND THE TOTAL VALUE OF PROPERTY ASSESSED EACH YEAR

RATE OF TAX

| YEAR | GENERAL REVENUE | AVAILABLE SCHOOL | CONFEDERATE PENSIONS | COLLEGE BUILDING | TOTAL VALUATION | TOTAL VALUATION FOR STATE USE |
|------|--------------------|---------------------|-------------------------|---------------------|--------------------|-------------------------------------|
| 1916 | \$.20 | \$.20 | \$.05 | \$ --- | \$ 2 748 310 775 | \$ --- |
| 1917 | .35 | .20 | .05 | --- | 2 871 442 269 | --- |
| 1918 | .30 | .20 | .05 | --- | 3 012 819 287 | --- |
| 1919 | .35 | .35 | .05 | --- | 3 200 295 295 | --- |
| 1920 | .22 | .35 | .05 | --- | 3 390 953 149 | --- |
| 1921 | .22 | .35 | .05 | --- | 3 455 360 089 | --- |
| 1922 | .35 | .35 | .05 | --- | 3 242 266 587 | --- |
| 1923 | .35 | .35 | .05 | --- | 3 423 103 371 | --- |
| 1924 | .35 | .35 | .05 | --- | 3 419 091 814 | --- |
| 1925 | .35 | .35 | .07 | --- | 3 526 581 523 | --- |
| 1926 | .23 | .35 | .07 | --- | 3 644 823 070 | --- |
| 1927 | .25 | .35 | .07 | --- | 3 899 958 777 | --- |
| 1928 | .22 | .35 | .07 | --- | 3 961 426 097 | --- |
| 1929 | .30 | .31 | .07 | --- | 4 210 105 462 | --- |
| 1930 | .27 | .35 | .07 | --- | 4 328 212 712 | --- |
| 1931 | .32 | .35 | .07 | --- | 4 241 782 299 | --- |
| 1932 | .27 | .35 | .07 | --- | 3 962 841 346 | 3 962 841 346 |
| 1933 | .35 | .35 | .07 | --- | 3 764 139 512 | 3 198 117 451 |
| 1934 | .35 | .35 | .07 | --- | 3 797 562 169 | 3 207 089 642 |
| 1935 | .35 | .20 | .07 | --- | 3 800 046 096 | 3 191 608 321 |
| 1936 | .35 | .20 | .07 | --- | 3 856 838 697 | 3 247 532 305 |
| 1937 | .35 | .07 | .07 | --- | 4 058 093 921 | 3 423 408 761 |
| 1938 | .35 | .07 | .07 | --- | 4 145 625 416 | 3 497 875 883 |
| 1939 | .35 | .35 | .07 | --- | 4 213 395 439 | 3 548 383 311 |
| 1940 | .35 | .27 | .07 | --- | 4 273 321 619 | 3 580 407 685 |

*Prior to the Homestead Exemption Amendment the State used the Total Value of the County Rolls.

TABLE NO. 225
 SHOWING STATE TAX RATE FOR THE YEARS 1916-1970 INCLUSIVE
 AND THE TOTAL VALUE OF PROPERTY ASSESSED EACH YEAR

| YEAR | RATE OF TAX | | | | | TOTAL VALUATION | TOTAL VALUATION FOR STATE USE |
|------|-----------------|------------------|----------------------|------------------|----|-----------------|-------------------------------|
| | GENERAL REVENUE | AVAILABLE SCHOOL | CONFEDERATE PENSIONS | COLLEGE BUILDING | | | |
| 1941 | \$.35 | \$.16 | \$.07 | \$ --- | \$ | 4 446 949 546 | \$ 3 718 023 450 |
| 1942 | .35 | .33 | .07 | --- | | 4 602 438 557 | 3 859 999 128 |
| 1943 | .35 | .10 | .02 | --- | | 4 676 337 873 | 3 911 517 620 |
| 1944 | .35 | .18 | .02 | --- | | 4 814 280 482 | 4 030 554 143 |
| 1945 | .35 | .35 | .02 | --- | | 4 983 270 005 | 4 168 149 237 |
| 1946 | --- | .35 | .02 | --- | | 5 123 583 409 | 4 290 276 993 |
| 1947 | .35 | .35 | .02 | --- | | 5 629 589 189 | 4 726 788 006 |
| 1948 | .35 | .35 | .02 | .05 | | 6 101 923 330 | 5 149 071 626 |
| 1949 | .30 | .35 | .02 | .05 | | 6 735 553 892 | 5 686 915 926 |
| 1950 | .30 | .35 | .02 | .05 | | 7 160 058 064 | 6 005 732 164 |
| 1951 | --- | .35 | .02 | .05 | | 7 897 253 947 | 6 644 865 700 |
| 1952 | --- | .35 | .02 | .05 | | 8 409 568 357 | 7 092 796 654 |
| 1953 | --- | .35 | .02 | .05 | | 8 894 419 503 | 7 508 679 884 |
| 1954 | --- | .35 | .02 | .05 | | 9 329 271 083 | 7 849 372 739 |
| 1955 | --- | .35 | .02 | .05 | | 9 897 990 815 | 8 325 513 414 |
| 1956 | --- | .35 | .02 | .05 | | 10 552 725 749 | 8 825 384 812 |
| 1957 | --- | .35 | .02 | .05 | | 11 212 159 527 | 9 369 108 943 |
| 1958 | --- | .35 | .02 | .05 | | 11 594 947 559 | 9 647 017 566 |
| 1959 | --- | .35 | .02 | .05 | | 12 234 911 034 | 10 197 023 739 |
| 1960 | --- | .35 | .02 | .05 | | 12 720 008 069 | 10 563 099 596 |
| 1961 | --- | .35 | .02 | .05 | | 13 317 444 302 | 11 055 640 559 |
| 1962 | --- | .35 | .02 | .05 | | 13 754 874 050 | 11 434 362 559 |
| 1963 | --- | .35 | .02 | .05 | | 14 363 518 161 | 11 921 849 991 |
| 1964 | --- | .35 | .02 | .05 | | 14 958 609 244 | 12 400 698 531 |
| 1965 | --- | .35 | .02 | .05 | | 15 646 432 902 | 13 009 003 922 |
| 1966 | --- | .35 | .02 | .10 | | 16 365 714 599 | 13 635 331 663 |
| 1967 | --- | .35 | .02 | .10 | | 17 239 779 973 | 14 326 623 993 |
| 1968 | --- | .35 | .02 | .10 | | 18 227 316 006 | 15 196 120 248 |
| 1969 | --- | .30 | .02 | .10 | | 19 607 556 461 | 16 424 856 807 |
| 1970 | --- | .25 | .02 | .10 | | 21 492 876 651 | 18 220 192 600 |

TABLE NO. 226
PROPERTY ASSESSED FOR TAXATION AS SHOWN BY 1970 TAX ROLLS

| | ANDERSON | ANDREWS | ANGELINA | ARANSAS | ARCHER |
|-----------------------------------|-------------------------|--------------------------|-------------------------|-------------------------|-------------------------|
| Land Assessed in Acres | \$ 36 331 395 00 | \$ 89 872 690 00 | \$ 1 810 841 00 | \$ 18 068 710 00 | \$ 10 977 290 00 |
| Town Lots | 11 452 395 00 | 2 160 350 00 | 15 571 070 00 | 10 749 635 00 | 1 207 030 00 |
| Personal Property | 5 434 005 00 | 2 166 190 00 | 34 487 943 00 | 1 208 530 00 | 2 038 810 00 |
| State and National Banks | 569 325 00 | 21 200 00 | 86 700 00 | 148 010 00 | 62 080 00 |
| Railroads Assessed in Miles | 1 047 320 00 | - 0 - | 673 800 00 | 82 030 00 | 90 630 00 |
| Rolling Stock | 169 080 00 | - 0 - | 300 650 00 | 35 940 00 | 42 040 00 |
| Intangible Value (Railroads) | 50 190 00 | - 0 - | 327 250 00 | 6 680 00 | 10 610 00 |
| Street Railways and Interurbans | - 0 - | - 0 - | - 0 - | - 0 - | - 0 - |
| Telephone & Telegraph Lines | 95 160 00 | 644 850 00 | 828 040 00 | 275 475 00 | 687 010 00 |
| Steam and Other Vessels | - 0 - | - 0 - | - 0 - | - 0 - | - 0 - |
| Pipe Lines | 1 278 220 00 | 4 696 520 00 | 2 147 450 00 | 2 141 220 00 | 1 247 840 00 |
| Intangible Value (Pipe Lines) | 365 030 00 | 1 265 830 00 | 567 240 00 | 57 720 00 | 559 970 00 |
| Intangible Value (Trucks & Buses) | 122 030 00 | 1 363 670 00 | 228 340 00 | 16 840 00 | 85 930 00 |
| TOTAL VALUE | \$ 56 914 150 00 | \$ 102 191 300 00 | \$ 57 029 324 00 | \$ 32 790 790 00 | \$ 17 009 240 00 |
| TOTAL VALUE FOR STATE | \$ 46 975 490 00 | \$ 97 223 080 00 | \$ 41 816 144 00 | \$ 30 106 580 00 | \$ 15 673 800 00 |
| STATE TAX | \$ 173 782 23 | \$ 359 742 92 | \$ 154 726 38 | \$ 111 405 16 | \$ 57 982 10 |
| Supplemental Value for Back Years | \$ - 0 - | \$ - 0 - | \$ - 0 - | \$ - 0 - | \$ - 0 - |
| Supplemental Tax for Back Years | \$ - 0 - | \$ - 0 - | \$ - 0 - | \$ - 0 - | \$ - 0 - |
| Number Acres | 594 510 00 | 1 241 857 00 | 465 897 00 | 113 065 00 | 622 240 00 |
| Number Miles Railroads | 58 74 | - 0 - | 95 25 | 9 81 | 20 14 |
| Average Value of Land | 15 00 | 4 50 | 38 00 | 40 00 | 7 00 |
| Rate of County Tax | 1 06 | 95 | 1 00 | 80 | 80 |

TABLE NO. 226
PROPERTY ASSESSED FOR TAXATION AS SHOWN BY 1970 TAX ROLLS

| | ARMSTRONG | ATASCOSA | AUSTIN | BAILEY | BANDERA |
|-----------------------------------|------------------------|-------------------------|-------------------------|-------------------------|------------------------|
| Land Assessed in Acres | \$ 6 253 620 00 | \$ 27 064 871 00 | \$ 19 467 010 00 | \$ 8 258 430 00 | \$ 4 567 160 00 |
| Town Lots | 703 130 00 | 3 790 285 00 | 3 426 160 00 | 3 100 320 00 | 2 485 068 00 |
| Personal Property | 1 096 180 00 | 3 130 638 00 | 4 469 130 00 | 3 778 098 00 | 1 473 367 00 |
| State and National Banks | 39 160 00 | 127 750 00 | 1 038 050 00 | 250 000 00 | 84 380 00 |
| Railroads Assessed in Miles | 276 760 00 | 291 160 00 | 875 800 00 | 137 760 00 | - 0 - |
| Rolling Stock | 24 000 00 | 84 380 | 141 350 00 | 26 340 00 | - 0 - |
| Intangible Value (Railroads) | 69 900 00 | 49 800 00 | 125 840 00 | 49 240 00 | - 0 - |
| Street Railways and Interurbans | - 0 - | - 0 - | - 0 - | - 0 - | - 0 - |
| Telephone & Telegraph Lines | 168 750 00 | 1 155 880 00 | 821 600 00 | 402 210 00 | 438 835 00 |
| Steam and Other Vessels | - 0 - | - 0 - | - 0 - | - 0 - | - 0 - |
| Pipe Lines | 502 270 00 | 903 630 00 | 1 918 570 00 | 779 890 00 | 631 310 00 |
| Intangible Value (Pipe Lines) | - 0 - | 126 040 00 | 434 890 00 | - 0 - | 54 950 00 |
| Intangible Value (Trucks & Buses) | 42 750 00 | 180 610 00 | 104 200 00 | 27 240 00 | 28 330 00 |
| TOTAL VALUE | \$ 9 176 520 00 | \$ 36 905 044 00 | \$ 32 822 600 00 | \$ 16 809 528 | \$ 9 763 400 00 |
| TOTAL VALUE FOR STATE | \$ 8 321 000 00 | \$ 33 484 039 00 | \$ 27 523 700 00 | \$ 14 109 628 00 | \$ 8 854 963 |
| STATE TAX | \$ 30 787 68 | \$ 123 898 35 | \$ 101 844 07 | \$ 52 205 60 | \$ 32 767 59 |
| Supplemental Value for Back Years | \$ - 0 - | \$ - 0 - | \$ - 0 - | \$ - 0 - | \$ - 0 - |
| Supplemental Tax for Back Years | \$ - 0 - | \$ - 0 - | \$ - 0 - | \$ - 0 - | \$ - 0 - |
| Number Acres | 659 710 00 | 758 854 00 | 323 595 00 | 524 765 00 | 497 130 00 |
| Number Miles Railroads | 32 56 | 43 12 | 90 23 | 19 68 | - 0 - |
| Average Value of Land | 11 00 | 35 00 | 41 00 | 15 00 | 8 00 |
| Rate of County Tax | 82 | 86 | 80 | 95 | 80 |

TABLE NO. 226
PROPERTY ASSESSED FOR TAXATION AS SHOWN BY 1970 TAX ROLLS

| | BASTROP | BAYLOR | BEE | BELL | BEXAR |
|-----------------------------------|-------------------------|-------------------------|-------------------------|--------------------------|--------------------------|
| Land Assessed in Acres | \$ 10 157 700 00 | \$ 6 733 686 00 | \$ 26 847 402 00 | \$ 37 203 380 00 | \$ 707 722 010 00 |
| Town Lots | 5 155 100 00 | 2 261 794 00 | 9 385 718 00 | 76 132 970 00 | - 0 - |
| State Personal Property | 3 210 050 00 | 3 171 198 00 | 9 332 140 00 | 28 345 430 00 | 74 502 670 00 |
| State and National Banks | 127 470 00 | 40 507 00 | 413 250 00 | 3 025 680 00 | 18 198 150 00 |
| Railroads Assessed in Miles | 814.150 00 | 143 850 00 | 574 340 00 | 1 605 510 | 1 874 430 00 |
| Rolling Stock | 189 770 00 | 74 600 00 | 227 190 00 | 125 570 00 | 460 750 00 |
| Intangible Value (Railroads) | 56 770 00 | 18 820 00 | 114 900 00 | 164 360 00 | 308 180 00 |
| Street Railways and Interurbans | - 0 - | - 0 - | - 0 - | - 0 - | - 0 - |
| Telephone & Telegraph Lines | 75 110 00 | 212 000 00 | 1 060 430 00 | 3 903 670 00 | 24 843 000 00 |
| Steam and Other Vessels | - 0 - | - 0 - | - 0 - | - 0 - | - 0 - |
| Pipe Lines | 1 358 960 00 | 287 420 00 | 1 968 350 00 | 126 850 00 | 1 156 720 |
| Intangible Value (Pipe Lines) | 353 230 00 | 133 310 00 | 283 500 00 | 23 400 00 | 36 550 00 |
| Intangible Value (Trucks & Buses) | 89 460 00 | 69 470 00 | 139 880 00 | 294 820 00 | 841 240 00 |
| TOTAL VALUE | \$ 21 587 770 00 | \$ 13 146 655 00 | \$ 50 347 100 00 | \$ 150 951 640 00 | \$ 829 943 700 00 |
| TOTAL VALUE FOR STATE | \$ 15 695 560 00 | \$ 10 939 458 00 | \$ 45 975 680 00 | \$ 108 473 130 00 | \$ 584 490 760 00 |
| STATE TAX | \$ 58 073 64 | \$ 40 473 34 | \$ 170 114 48 | \$ 401 397 66 | \$ 2 163 663 66 |
| Supplemental Value for Back Years | \$ - 0 - | \$ - 0 - | \$ 70 | \$ - 0 - | \$ 96 700 00 |
| Supplemental Tax for Back Years | \$ - 0 - | \$ - 0 - | \$ 29 | \$ - 0 - | \$ 523 44 |
| Number Acres | 527 397 00 | 816 956 00 | 550 795 00 | 559 950 00 | 658 900 00 |
| Number Miles Railroads | 94 38 | 35 74 | 62 00 | 98 91 | 166 75 |
| Average Value of Land | 19 00 | 8 00 | 19 00 | 66 00 | 106 00 |
| Rate of County Tax | <u>80</u> | <u>1 00</u> | <u>95</u> | <u>80</u> | <u>80</u> |

TABLE NO. 226
PROPERTY ASSESSED FOR TAXATION AS SHOWN BY 1970 TAX ROLLS

| | BLANCO | BORDEN | BOSQUE | BOWIE | BRAZORIA |
|-----------------------------------|------------------------|-------------------------|-------------------------|-------------------------|--------------------------|
| Land Assessed in Acres | \$ 2 232 588 00 | \$ 16 999 491 00 | \$ 6 361 980 00 | \$ 21 744 886 00 | \$ 274 569 500 00 |
| Town Lots | 599 130 00 | 19 625 00 | 3 650 930 00 | 29 654 420 00 | 22 813 920 00 |
| Personal Property | 1 515 904 00 | 1 049 557 00 | 5 230 610 00 | 4 742 200 00 | 45 101 500 00 |
| State and National Banks | 75 000 00 | - 0 - | 382 000 00 | 812 190 00 | 2 913 170 00 |
| Railroads Assessed in Miles | - 0 - | - 0 - | 330 900 00 | 861 260 00 | 939 500 00 |
| Rolling Stock | - 0 - | - 0 - | 52 100 00 | 259 050 00 | 208 260 00 |
| Intangible Value (Railroads) | - 0 - | - 0 - | 97 400 00 | 355 550 00 | 155 480 00 |
| Street Railways and Interurbans | - 0 - | - 0 - | - 0 - | - 0 - | - 0 - |
| Telephone & Telegraph Lines | 7 403 00 | 84 050 00 | 119 660 00 | 1 483 690 00 | 2 203 740 00 |
| Steam and Other Vessels | - 0 - | - 0 - | - 0 - | - 0 - | 737 250 00 |
| Pipe Lines | 336 755 00 | 671 310 00 | 629 550 00 | 118 440 00 | 6 120 960 00 |
| Intangible Value (Pipe Lines) | 266 480 00 | 199 960 00 | 200 460 00 | 52 850 00 | 484 160 00 |
| Intangible Value (Trucks & Buses) | 78 540 00 | 14 120 00 | 41 980 00 | 1 475 190 00 | 174 020 00 |
| TOTAL VALUE | \$ 5 111 800 00 | \$ 19 038 113 00 | \$ 17 097 570 00 | \$ 61 559 726 00 | \$ 356 421 460 00 |
| TOTAL VALUE FOR STATE | \$ 4 386 727 00 | \$ 18 974 793 00 | \$ 13 531 440 00 | \$ 40 071 740 00 | \$ 342 995 770 |
| STATE TAX | \$ 16 232 31 | \$ 70 208 07 | \$ 50 066 53 | \$ 148 276 10 | \$ 1 269 133 20 |
| Supplemental Value for Back Years | \$ - 0 - | \$ - 0 - | \$ - 0 - | \$ - 0 - | \$ - 0 - |
| Supplemental Tax for Back Years | \$ - 0 - | \$ - 0 - | \$ - 0 - | \$ - 0 - | \$ - 0 - |
| Number Acres | 451 949 00 | 569 295 00 | 604 313 00 | 501 980 00 | 564 064 00 |
| Number Miles Railroads | - 0 - | - 0 - | 38 93 | 91 61 | 124 30 |
| Average Value of Land | 5 00 | 3 00 | 10 00 | 41 00 | 464 00 |
| Rate of County Tax | 80 | 95 | 80 | 80 | 1 35 |

TABLE NO. 226
PROPERTY ASSESSED FOR TAXATION AS SHOWN BY 1970 TAX ROLLS

| | BRAZOS | BREWSTER | BRISCOE | BROOKS | BROWN |
|-----------------------------------|-------------------------|-------------------------|-------------------------|-------------------------|-------------------------|
| Land Assessed in Acres | \$ 14 560 667 00 | \$ 9 295 360 00 | \$ 5 039 136 00 | \$ 66 492 075 00 | \$ 9 658 670 00 |
| Town Lots | 32 012 134 00 | 4 201 910 00 | 1 175 657 00 | 2 850 500 00 | 16 128 280 00 |
| Personal Property | 7 999 661 00 | 1 576 970 00 | 3 815 059 00 | 1 508 714 00 | 5 213 580 00 |
| State and National Banks | 1 855 172 00 | 82 500 00 | 62 500 00 | 69 450 00 | 110 000 00 |
| Railroads Assessed in Miles | 81 600 00 | 1 003 385 00 | 52 335 00 | 217 130 00 | 389 740 00 |
| Rolling Stock | 232 520 00 | 326 930 00 | 144 998 00 | 121 070 00 | 59 030 00 |
| Intangible Value (Railroads) | 182 400 00 | 380 070 00 | 26 970 00 | 47 940 00 | 95 470 00 |
| Street Railways and Interurbans | - 0 - | - 0 - | - 0 - | - 0 - | - 0 - |
| Telephone & Telegraph Lines | 55 842 00 | 373 730 00 | 334 482 00 | 247 110 00 | 163 430 00 |
| Steam and Other Vessels | - 0 - | - 0 - | - 0 - | - 0 - | - 0 - |
| Pipe Lines | 840 140 00 | 513 920 00 | 2 470 00 | 1 940 600 00 | 456 820 00 |
| Intangible Value (Pipe Lines) | 208 800 00 | - 0 - | - 0 - | 208 640 00 | 41 030 00 |
| Intangible Value (Trucks & Buses) | 116 070 00 | 51 500 00 | 14 800 00 | 92 900 00 | 70 580 00 |
| TOTAL VALUE | \$ 58 145 006 00 | \$ 17 806 275 00 | \$ 10 668 407 00 | \$ 73 796 129 00 | \$ 32 386 630 00 |
| TOTAL VALUE FOR STATE | \$ 41 520 899 00 | \$ 16 138 275 00 | \$ 9 674 244 00 | \$ 71 568 651 00 | \$ 23 231 360 00 |
| STATE TAX | \$ 153 633 65 | \$ 59 716 17 | \$ 35 795 21 | \$ 264 807 18 | \$ 85 963 33 |
| Supplemental Value for Back Years | \$ - 0 - | \$ - 0 - | \$ - 0 - | \$ - 0 - | \$ - 0 - |
| Supplemental Tax for Back Years | \$ - 0 - | \$ - 0 - | \$ - 0 - | \$ - 0 - | \$ - 0 - |
| Number Acres | 35 610 00 | 2 643 423 00 | 639 442 00 | 628 386 00 | 552 935 00 |
| Number Miles Railroads | 25 29 | 106 96 | 24 09 | 33 18 | 44 11 |
| Average Value of Land | 25 00 | 3 00 | 7 50 | 10 00 | 15 00 |
| Rate of County Tax | 1 05 | 80 | 95 | 95 | 80 |

TABLE NO. 226
PROPERTY ASSESSED FOR TAXATION AS SHOWN BY 1970 TAX ROLLS

| | BURLESON | BURNET | CALDWELL | CALHOUN | CALLAHAN |
|-----------------------------------|-------------------------|-------------------------|-------------------------|--------------------------|-------------------------|
| Land Assessed in Acres | \$ 6 745 179 00 | \$ 5 604 445 00 | \$ 6 264 446 00 | \$ 34 339 590 00 | \$ 6 800 826 00 |
| Town Lots | 1 899 910 00 | 6 471 900 00 | 3 996 965 00 | 9 054 490 00 | 1 433 076 00 |
| Personal Property | 1 713 049 00 | 2 372 750 00 | 8 339 552 00 | 58 268 567 00 | 2 368 018 00 |
| State and National Banks | 583 518 00 | 156 570 00 | 354 630 00 | 550 000 00 | 165 000 00 |
| Railroads Assessed in Miles | 485 640 00 | 150 640 00 | 258 450 00 | 218 610 00 | 276 250 00 |
| Rolling Stock | 139 290 00 | 144 370 00 | 71 690 00 | 77 310 00 | 71 060 00 |
| Intangible Value (Railroads) | 207 230 00 | 35 210 00 | 57 000 00 | 52 560 00 | 135 800 00 |
| Street Railways and Interurbans | - 0 - | - 0 - | - 0 - | - 0 - | - 0 - |
| Telephone & Telegraph Lines | 43 338 00 | 214 450 00 | 512 670 00 | 553 890 00 | 169 500 00 |
| Steam and Other Vessels | - 0 - | - 0 - | - 0 - | 342 023 00 | - 0 - |
| Pipe Lines | 137 140 00 | 49 050 00 | 529 580 00 | 1 779 360 00 | 1 237 860 00 |
| Intangible Value (Pipe Lines) | - 0 - | - 0 - | 137 680 00 | 42 280 00 | 471 330 00 |
| Intangible Value (Trucks & Buses) | 35 730 00 | 80 210 00 | 93 150 00 | 46 390 00 | 150 690 00 |
| TOTAL VALUE | \$ 11 990 024 00 | \$ 15 279 595 00 | \$ 20 615 813 00 | \$ 105 325 070 00 | \$ 13 279 410 00 |
| TOTAL VALUE FOR STATE | \$ 9 003 576 00 | \$ 11 732 435 00 | \$ 16 406 143 00 | \$ 99 648 850 00 | \$ 11 546 180 00 |
| STATE TAX | \$ 33 312 63 | \$ 43 422 95 | \$ 60 724 42 | \$ 368 707 09 | \$ 42 720 71 |
| Supplemental Value for Back Years | \$ - 0 - | \$ - 0 - | \$ - 0 - | \$ - 0 - | \$ - 0 - |
| Supplemental Tax for Back Years | \$ - 0 - | \$ - 0 - | \$ - 0 - | \$ - 0 - | \$ - 0 - |
| Number Acres | 401 997 00 | 642 059 00 | 349 179 00 | 292 679 00 | 492 952 00 |
| Number Miles Railroads | 65 49 | 39 54 | 35 43 | 28 09 | 31 58 |
| Average Value of Land | 16 00 | 9 00 | 17 00 | 16 00 | 8 00 |
| Rate of County Tax | 1 15 | 95 | 80 | 80 | 80 |

TABLE NO. 226
PROPERTY ASSESSED FOR TAXATION AS SHOWN BY 1970 TAX ROLLS

| | CAMERON | CAMP | CARSON | CASS | CASTRO |
|-----------------------------------|--------------------------|------------------------|-------------------------|-------------------------|-------------------------|
| Land Assessed in Acres | \$ 46 397 410 00 | \$ 2 408 399 00 | \$ 7 149 550 00 | \$ 23 183 100 00 | \$ 10 297 300 00 |
| Town Lots | 95 537 940 00 | 1 824 132 00 | 2 541 721 00 | 4 957 500 00 | 1 724 500 00 |
| Personal Property | 38 886 560 00 | 2 844 628 00 | 21 349 980 00 | 3 324 500 00 | 3 296 330 00 |
| State and National Banks | 2 048 640 00 | 110 640 00 | 87 550 00 | 385 750 00 | 134 280 00 |
| Railroads Assessed in Miles | 1 801 650 00 | 206 700 00 | 741 060 00 | 458 780 00 | 141 560 00 |
| Rolling Stock | 286 150 00 | 69 750 00 | 126 510 00 | 110 290 00 | 21 540 00 |
| Intangible Value (Railroads) | 220 520 00 | 107 770 00 | 272 820 00 | 330 380 00 | 45 040 00 |
| Street Railways and Interurbans | - 0 - | - 0 - | - 0 - | - 0 - | - 0 - |
| Telephone & Telegraph Lines | 6 247 630 00 | 138 500 00 | 403 830 00 | 584 760 00 | 354 130 00 |
| Steam and Other Vessels | 3 470 070 00 | - 0 - | - 0 - | - 0 - | - 0 - |
| Pipe Lines | 1 835 940 00 | 224 450 00 | 1 116 220 00 | 1 132 890 00 | 538 200 00 |
| Intangible Value (Pipe Lines) | 73 970 00 | 20 120 00 | 168 500 00 | 19 540 00 | 38 130 00 |
| Intangible Value (Trucks & Buses) | 189 130 00 | 17 220 00 | 151 520 00 | 109 550 00 | 44 280 00 |
| TOTAL VALUE | \$ 196 995 610 00 | \$ 7 972 309 00 | \$ 34 109 261 00 | \$ 34 597 040 00 | \$ 16 635 290 00 |
| TOTAL VALUE FOR STATE | \$ 160 585 160 00 | \$ 5 722 889 00 | \$ 32 305 711 00 | \$ 28 256 070 00 | \$ 14 875 710 00 |
| STATE TAX | \$ 594 239 04 | \$ 21 179 09 | \$ 119 527 43 | \$ 104 557 75 | \$ 55 041 84 |
| Supplemental Value for Back Years | \$ - 0 - | \$ - 0 - | \$ - 0 - | \$ - 0 - | \$ - 0 - |
| Supplemental Tax for Back Years | \$ - 0 - | \$ - 0 - | \$ - 0 - | \$ - 0 - | \$ - 0 - |
| Number Acres | 511 449 00 | 122 056 00 | 563 642 00 | 580 596 00 | 574 078 00 |
| Number Miles Railroads | 107 13 | 28 81 | 118 02 | 60 46 | 27 20 |
| Average Value of Land | 90 00 | 20 00 | 12 50 | 36 00 | 18 00 |
| Rate of County Tax | 1 10 | 95 | 95 | 95 | 95 |

TABLE NO. 226
PROPERTY ASSESSED FOR TAXATION AS SHOWN BY 1970 TAX ROLLS

| | CHAMBERS | CHEROKEE | CHILDRESS | CLAY | COCHRAN |
|-----------------------------------|--------------------------|-------------------------|-------------------------|-------------------------|-------------------------|
| Land Assessed in Acres | \$ 82 906 425 00 | \$ 21 648 792 00 | \$ 4 646 810 00 | \$ 6 119 641 00 | \$ 27 299 445 00 |
| Town Lots | 3 076 815 00 | 7 526 318 00 | 4 801 685 00 | 1 374 680 00 | 1 592 345 00 |
| Personal Property | 27 936 770 00 | 13 095 014 00 | 1 929 685 00 | 10 171 757 00 | 2 367 060 00 |
| State and National Banks | 137 040 00 | 708 807 00 | 245 000 00 | 130 000 00 | 69 130 00 |
| Railroads Assessed in Miles | 92 210 00 | 897 550 00 | 562 770 00 | 337 560 00 | 111 510 00 |
| Rolling Stock | 24 920 00 | 384 820 00 | 37 540 00 | 105 390 00 | 33 150 00 |
| Intangible Value (Railroads) | 15 370 00 | 153 530 00 | 60 580 00 | 70 290 00 | 4 950 00 |
| Street Railways and Interurbans | - 0 - | - 0 - | - 0 - | - 0 - | - 0 - |
| Telephone & Telegraph Lines | 208 200 00 | 279 050 00 | 311 580 00 | 240 830 00 | 541 620 00 |
| Steam and Other Vessels | - 0 - | - 0 - | - 0 - | - 0 - | - 0 - |
| Pipe Lines | 3 132 100 00 | 882 220 00 | 505 980 00 | 1 404 970 00 | 584 180 00 |
| Intangible Value (Pipe Lines) | 333 320 00 | 506 250 00 | 129 120 00 | 503 910 00 | 147 470 00 |
| Intangible Value (Trucks & Buses) | 154 610 00 | 148 480 00 | 76 660 00 | 179 680 00 | 25 670 00 |
| TOTAL VALUE | \$ 118 017 780 00 | \$ 46 230 831 00 | \$ 13 307 410 00 | \$ 20 638 708 00 | \$ 32 776 530 00 |
| TOTAL VALUE FOR STATE | \$ 114 951 380 00 | \$ 37 323 678 00 | \$ 9 583 460 00 | \$ 18 824 801 00 | \$ 31 905 320 00 |
| STATE TAX | \$ 425 328 50 | \$ 138 109 41 | \$ 35 460 35 | \$ 69 649 57 | \$ 118 047 64 |
| Supplemental Value for Back Years | \$ - 0 - | \$ - 0 - | \$ - 0 - | \$ - 0 - | \$ - 0 - |
| Supplemental Tax for Back Years | \$ - 0 - | \$ - 0 - | \$ - 0 - | \$ - 0 - | \$ - 0 - |
| Number Acres | 386 890 00 | 645 015 00 | 432 281 00 | 661 421 00 | 497 804 00 |
| Number Miles Railroads | 27 08 | 118 49 | 50 94 | 60 00 | 24 77 |
| Average Value of Land | 21 00 | 30 00 | 12 00 | 9 00 | 5 00 |
| Rate of County Tax | 1 45 | 95 | 95 | 78 | 80 |

TABLE NO. 226
PROPERTY ASSESSED FOR TAXATION AS SHOWN BY 1970 TAX ROLLS

| | COKE | COLEMAN | COLLIN | COLLINSWORTH | COLORADO |
|-----------------------------------|-------------------------|-------------------------|-------------------------|-------------------------|-------------------------|
| Land Assessed in Acres | \$ 5 212 090 00 | \$ 12 289 320 00 | \$ 32 463 125 00 | \$ 5 636 590 00 | \$ 44 334 225 00 |
| Town Lots | 958 000 00 | 2 738 920 00 | 34 468 100 00 | 1 840 030 00 | 5 552 875 00 |
| Personal Property | 14 838 390 00 | - 0 - | 13 635 358 00 | 3 360 420 00 | 7 857 750 00 |
| State and National Banks | 87 500 00 | 295 000 00 | 704 263 00 | 222 956 00 | 1 541 490 00 |
| Railroads Assessed in Miles | 112 040 00 | 470 860 00 | 870 328 00 | 80 830 00 | 760 960 00 |
| Rolling Stock | 37 480 00 | 85 820 00 | 338 380 00 | 23 480 00 | 249 920 00 |
| Intangible Value (Railroads) | 14 010 00 | 138 770 00 | 207 330 00 | 600 00 | 231 480 00 |
| Street Railways and Interurbans | - 0 - | - 0 - | - 0 - | - 0 - | - 0 - |
| Telephone & Telegraph Lines | 92 870 00 | - 0 - | 4 805 712 00 | - 0 - | 402 670 00 |
| Steam and Other Vessels | - 0 - | - 0 - | - 0 - | - 0 - | - 0 - |
| Pipe Lines | 495 330 00 | 1 397 240 00 | 172 114 00 | 174 270 00 | 1 284 460 00 |
| Intangible Value (Pipe Lines) | 212 850 00 | 55 860 00 | - 0 - | 2 160 00 | 143 680 00 |
| Intangible Value (Trucks & Buses) | 47 520 00 | 102 840 00 | 330 550 00 | 25 090 00 | 183 200 00 |
| TOTAL VALUE | \$ 22 108 080 00 | \$ 17 574 630 00 | \$ 87 995 260 00 | \$ 11 366 426 00 | \$ 62 542 710 00 |
| TOTAL VALUE FOR STATE | \$ 20 999 470 00 | \$ 14 387 610 00 | \$ 63 771 160 00 | \$ 9 445 971 00 | \$ 56 818 410 00 |
| STATE TAX | \$ 77 699 92 | \$ 53 239 11 | \$ 235 969 39 | \$ 34 951 58 | \$ 210 232 81 |
| Supplemental Value for Back Years | \$ - 0 - | \$ - 0 - | \$ - 0 - | \$ - 0 - | \$ - 0 - |
| Supplemental Tax for Back Years | \$ - 0 - | \$ - 0 - | \$ - 0 - | \$ - 0 - | \$ - 0 - |
| Number Acres | 569 294 00 | 805 729 00 | 528 942 00 | 582 118 00 | 611 158 00 |
| Number Miles Railroads | 28 01 | 64 13 | 119 25 | 31 84 | 96 62 |
| Average Value of Land | 9 50 | 12 00 | 60 00 | 10 00 | 72 00 |
| Rate of County Tax | 95 | 80 | 95 | 95 | 1 00 |

TABLE NO. 226
PROPERTY ASSESSED FOR TAXATION AS SHOWN BY 1970 TAX ROLLS

| | COMAL | COMANCHE | CONCHO | COOKE | CORYELL |
|-----------------------------------|-------------------------|-------------------------|-------------------------|-------------------------|-------------------------|
| Land Assessed in Acres | \$ 13 636 505 00 | \$ 7 691 517 00 | \$ 7 068 050 00 | \$ 28 034 507 00 | \$ 8 407 725 00 |
| Town Lots | 17 536 965 00 | 3 220 622 00 | 701 455 00 | 12 310 260 00 | 9 511 317 00 |
| Personal Property | 7 916 670 00 | 5 262 519 00 | 2 431 419 00 | 7 958 925 00 | 4 959 241 00 |
| State and National Banks | 259 370 00 | 198 750 00 | 78 750 00 | 172 570 00 | 249 913 00 |
| Railroads Assessed in Miles | 360 360 00 | 216 030 00 | 83 360 00 | 451 720 00 | 214 330 00 |
| Rolling Stock | 81 980 00 | 161 480 00 | 27 890 00 | 84 420 00 | 93 680 00 |
| Intangible Value (Railroads) | 26 020 00 | 42 780 00 | 10 420 00 | 59 130 00 | 66 170 00 |
| Street Railways and Interurbans | - 0 - | - 0 - | - 0 - | - 0 - | - 0 - |
| Telephone & Telegraph Lines | 585 290 00 | - 0 - | 75 090 00 | 1 308 200 00 | 512 240 00 |
| Steam and Other Vessels | - 0 - | - 0 - | - 0 - | - 0 - | - 0 - |
| Pipe Lines | 680 620 00 | 270 324 00 | 55 070 00 | 710 060 00 | 184 600 00 |
| Intangible Value (Pipe Lines) | 3 950 00 | 111 250 00 | - 0 - | 282 270 00 | 34 450 00 |
| Intangible Value (Trucks & Buses) | 195 500 00 | 72 970 00 | 43 100 00 | 414 090 00 | 71 480 00 |
| TOTAL VALUE | \$ 41 283 230 00 | \$ 17 248 242 00 | \$ 10 574 604 00 | \$ 51 786 152 00 | \$ 24 305 146 00 |
| TOTAL VALUE FOR STATE | \$ 32 050 035 00 | \$ 13 387 757 00 | \$ 9 787 830 00 | \$ 42 586 472 00 | \$ 15 551 627 00 |
| STATE TAX | \$ 118 585 13 | \$ 49 539 10 | \$ 36 216 82 | \$ 157 608 46 | \$ 57 546 05 |
| Supplemental Value for Back Years | \$ - 0 - | \$ - 0 - | \$ - 0 - | \$ - 0 - | \$ - 0 - |
| Supplemental Tax for Back Years | \$ - 0 - | \$ - 0 - | \$ - 0 - | \$ - 0 - | \$ - 0 - |
| Number Acres | 330 464 00 | 577 605 00 | 633 858 00 | 573 631 00 | 506 211 00 |
| Number Miles Railroads | 48 49 | 46 46 | 20 84 | 59 52 | 32 08 |
| Average Value of Land | 41 00 | 10 50 | 11 00 | 17 00 | 16 50 |
| Rate of County Tax | 82 | 80 | 95 | 82 | 95 |

TABLE NO. 226
PROPERTY ASSESSED FOR TAXATION AS SHOWN BY 1970 TAX ROLLS

| | COTTLE | CRANE | CROCKETT | CROSBY | CULBERSON |
|-----------------------------------|------------------------|-------------------------|-------------------------|-------------------------|-------------------------|
| Land Assessed in Acres | \$ 5 401 645 00 | \$ 49 385 645 00 | \$ 41 651 190 00 | \$ 13 414 639 00 | \$ 22 051 946 00 |
| Town Lots | 1 419 615 00 | 343 778 00 | 2 169 470 00 | 460 00 | 1 201 512 00 |
| Personal Property | 1 631 070 00 | 2 861 074 00 | 4 121 398 00 | 2 247 326 00 | 840 405 00 |
| State and National Banks | 69 000 00 | 14 000 00 | 72 000 00 | 225 000 00 | - 0 - |
| Railroads Assessed in Miles | 220 000 00 | 23 060 00 | 2 700 00 | 54 815 00 | 1 033 640 00 |
| Rolling Stock | - 0 - | 8 300 00 | 660 00 | 27 310 00 | 207 050 00 |
| Intangible Value (Railroads) | 88 610 00 | 8 160 00 | 250 00 | 4 080 00 | 320 470 00 |
| Street Railways and Interurbans | - 0 - | - 0 - | - 0 - | - 0 - | - 0 - |
| Telephone & Telegraph Lines | 17 370 00 | 72 740 00 | 9 880 00 | 785 278 00 | 797 030 00 |
| Steam and Other Vessels | - 0 - | - 0 - | - 0 - | - 0 - | - 0 - |
| Pipe Lines | 176 890 00 | 1 839 270 00 | 2 940 310 00 | - 0 - | 5 601 230 00 |
| Intangible Value (Pipe Lines) | 31 670 00 | 739 790 00 | 605 600 00 | - 0 - | 259 970 00 |
| Intangible Value (Trucks & Buses) | 40 790 00 | 54 860 00 | 60 930 00 | 41 700 00 | 153 160 00 |
| TOTAL VALUE | \$ 9 096 660 00 | \$ 55 350 677 00 | \$ 51 634 388 00 | \$ 16 800 608 00 | \$ 32 466 413 00 |
| TOTAL VALUE FOR STATE | \$ 7 689 070 00 | \$ 53 700 792 00 | \$ 49 443 143 00 | \$ 14 553 282 00 | \$ 31 954 203 00 |
| STATE TAX | \$ 28 449 56 | \$ 198 696 51 | \$ 182 941 09 | \$ 53 847 64 | \$ 118 230 01 |
| Supplemental Value for Back Years | \$ - 0 - | \$ - 0 - | \$ - 0 - | \$ - 0 - | \$ - 0 - |
| Supplemental Tax for Back Years | \$ - 0 - | \$ - 0 - | \$ - 0 - | \$ - 0 - | \$ - 0 - |
| Number Acres | 531 780 00 | 158 752 00 | 1 797 804 00 | 156 610 00 | 404 381 00 |
| Number Miles Railroads | 40 40 | 5 21 | 50 | 20 41 | 66 17 |
| Average Value of Land | 10 00 | 28 00 | 8 00 | 10 00 | 9 50 |
| Rate of County Tax | 1 32 | 95 | 90 | 95 | 95 |

TABLE NO. 226
PROPERTY ASSESSED FOR TAXATION AS SHOWN BY 1970 TAX ROLLS

| | DALLAM | DALLAS | DAWSON | DEAF SMITH | DELTA |
|-----------------------------------|-------------------------|---------------------------|-------------------------|-------------------------|------------------------|
| Land Assessed in Acres | \$ 4 510 825 00 | \$ 127 435 820 00 | \$ 6 195 930 00 | \$ 23 754 080 00 | \$ 3 983 860 00 |
| Town Lots | 2 966 391 00 | 1 788 918 060 00 | 8 458 930 00 | 13 909 860 00 | 1 119 160 00 |
| Personal Property | 2 879 048 00 | 665 275 490 00 | 17 008 850 00 | 19 662 750 00 | 1 026 150 00 |
| State and National Banks | 160 000 00 | 62 849 660 00 | 161 653 00 | 661 550 00 | 112 500 00 |
| Railroads Assessed in Miles | 466 480 00 | 3 442 400 00 | 110 000 00 | 323 940 00 | 133 345 00 |
| Rolling Stock | 55 190 00 | 622 140 00 | 23 550 00 | 31 100 00 | 92 940 00 |
| Intangible Value (Railroads) | 99 350 00 | 582 720 00 | 3 520 00 | 154 330 00 | 21 930 00 |
| Street Railways and Interurbans | - 0 - | - 0 - | - 0 - | - 0 - | - 0 - |
| Telephone & Telegraph Lines | 557 482 00 | 5 935 410 00 | 468 100 00 | 1 224 860 00 | 184 885 00 |
| Steam and Other Vessels | - 0 - | - 0 - | - 0 - | - 0 - | - 0 - |
| Pipe Lines | 680 774 00 | 1 338 650 00 | 173 320 00 | 1 878 520 00 | 59 560 00 |
| Intangible Value (Pipe Lines) | - 0 - | 45 820 00 | 135 490 00 | - 0 - | 6 090 00 |
| Intangible Value (Trucks & Buses) | 167 920 00 | 1 509 090 00 | 96 810 00 | 117 850 00 | 15 910 00 |
| TOTAL VALUE | \$ 12 543 460 00 | \$2 657 955 260 00 | \$ 32 836 153 00 | \$ 61 718 840 00 | \$ 6 756 330 00 |
| TOTAL VALUE FOR STATE | \$ 10 993 500 00 | \$2 196 429 890 00 | \$ 27 771 953 00 | \$ 56 410 490 00 | \$ 4 831 670 00 |
| STATE TAX | \$ 40 678 35 | \$ 8 127 002 46 | \$ 102 761 05 | \$ 208 734 06 | \$ 17 878 18 |
| Supplemental Value for Back Years | \$ - 0 - | \$ 1 272 240 00 | \$ - 0 - | \$ - 0 - | \$ - 0 - |
| Supplemental Tax for Back Years | \$ - 0 - | \$ 5 338 86 | \$ - 0 - | \$ - 0 - | \$ - 0 - |
| Number Acres | 923 729 00 | 292 866 00 | 587 863 00 | 934 557 00 | 172 127 00 |
| Number Miles Railroads | 70 63 | 300 00 | 17 60 | 24 38 | 30 24 |
| Average Value of Land | 5 00 | 345 00 | 7 00 | 25 00 | 22 00 |
| Rate of County Tax | 1 20 | 1 00 | 95 | 95 | 120 |

TABLE NO. 226
PROPERTY ASSESSED FOR TAXATION AS SHOWN BY 1970 TAX ROLLS

| | DENTON | DEWITT | DICKENS | DIMMIT | DONLEY |
|-----------------------------------|--------------------------|-------------------------|-------------------------|-------------------------|------------------------|
| Land Assessed in Acres | \$ 33 080 390 00 | \$ 20 951 405 00 | \$ 5 944 879 00 | \$ 10 114 908 00 | \$ 3 244 231 00 |
| Town Lots | 41 604 390 00 | 6 437 305 00 | 1 513 640 00 | 3 065 215 00 | 1 746 933 00 |
| Personal Property | 22 845 737 00 | 8 469 640 00 | 2 437 925 00 | 3 940 526 00 | 2 242 939 00 |
| State and National Banks | 835 352 00 | 568 500 00 | 60 000 00 | 100 000 00 | 74 500 00 |
| Railroads Assessed in Miles | 1 029 650 00 | 356 230 00 | - 0 - | 682 915 00 | 310 920 00 |
| Rolling Stock | 259 030 00 | 214 630 00 | - 0 - | 68 410 00 | 35 990 00 |
| Intangible Value (Railroads) | 252 390 00 | 31 520 00 | - 0 - | 27 130 00 | 82 180 00 |
| Street Railways and Interurbans | - 0 - | - 0 - | - 0 - | - 0 - | - 0 - |
| Telephone & Telegraph Lines | 197 805 00 | 2 130 00 | - 0 - | 21 000 00 | - 0 - |
| Steam and Other Vessels | - 0 - | - 0 - | - 0 - | - 0 - | - 0 - |
| Pipe Lines | 591 620 00 | 551 440 00 | - 0 - | 350 490 00 | - 0 - |
| Intangible Value (Pipe Lines) | 77 110 00 | 40 840 00 | - 0 - | - 0 - | 16 760 00 |
| Intangible Value (Trucks & Buses) | 374 280 00 | 66 970 00 | 50 220 00 | 33 350 00 | 56 490 00 |
| TOTAL VALUE | \$ 101 147 754 00 | \$ 37 690 610 00 | \$ 10 006 664 00 | \$ 18 403 944 00 | \$ 7 810 943 00 |
| TOTAL VALUE FOR STATE | \$ 78 618 929 00 | \$ 31 046 620 00 | \$ 8 353 143 00 | \$ 15 995 236 00 | \$ 6 478 823 00 |
| STATE TAX | \$ 290 918 42 | \$ 114 883 29 | \$ 30 907 21 | \$ 59 185 50 | \$ 23 974 52 |
| Supplemental Value for Back Years | \$ - 0 - | \$ - 0 - | \$ - 0 - | \$ - 0 - | \$ - 0 - |
| Supplemental Tax for Back Years | \$ - 0 - | \$ - 0 - | \$ - 0 - | \$ - 0 - | \$ - 0 - |
| Number Acres | 538 878 00 | 541 562 00 | 563 217 00 | 815 319 00 | 579 540 00 |
| Number Miles Railroads | 81 82 | 58 85 | - 0 - | 33 98 | 49 48 |
| Average Value of Land | 60 00 | 34 00 | 9 50 | 12 00 | 6 00 |
| Rate of County Tax | 95 | 92 | 80 | 80 | 95 |

TABLE NO. 226
PROPERTY ASSESSED FOR TAXATION AS SHOWN BY 1970 TAX ROLLS

| | DUVAL | EASTLAND | ECTOR | EDWARDS | ELLIS |
|-----------------------------------|--------------------------|-------------------------|-------------------------|-------------------------|-------------------------|
| Land Assessed in Acres | \$ 90 498 170 00 | \$ 5 478 870 00 | \$155 507 420 00 | \$ 8 930 090 00 | \$ 19 428 552 00 |
| Town Lots | 4 606 435 00 | 5 645 860 00 | 50 287 428 00 | 597 900 00 | 15 178 790 00 |
| Personal Property | 7 413 055 00 | 6 153 000 00 | 28 875 400 00 | 1 754 070 00 | 16 250 010 00 |
| State and National Banks | 261 290 00 | 361 500 00 | 832 810 00 | 6 910 00 | 940 410 00 |
| Railroads Assessed in Miles | 946 000 00 | 222 370 00 | 326 380 00 | - 0 - | 1 064 690 00 |
| Rolling Stock | 166 970 00 | 69 400 00 | 71 840 00 | - 0 - | 334 890 00 |
| Intangible Value (Railroads) | 90 990 00 | 132 610 00 | 137 300 00 | - 0 - | 209 210 00 |
| Street Railways and Interurbans | - 0 - | - 0 - | - 0 - | - 0 - | - 0 - |
| Telephone & Telegraph Lines | 1 778 090 00 | 774 360 00 | 1 590 420 00 | 422 550 00 | 7 330 00 |
| Steam and Other Vessels | - 0 - | - 0 - | - 0 - | - 0 - | - 0 - |
| Pipe Lines | 6 097 180 00 | 2 105 540 00 | 1 937 990 00 | 957 810 00 | 1 843 105 00 |
| Intangible Value (Pipe Lines) | 323 460 00 | 597 010 00 | 1 070 660 00 | 48 600 00 | 233 530 00 |
| Intangible Value (Trucks & Buses) | 108 960 00 | 148 880 00 | 350 720 00 | 8 890 00 | 321 250 00 |
| TOTAL VALUE | \$ 112 290 600 00 | \$ 21 689 400 00 | \$240 988 368 00 | \$ 12 726 820 00 | \$ 55 811 767 00 |
| TOTAL VALUE FOR STATE | \$ 111 511 065 00 | \$ 16 984 320 00 | \$227 200 131 00 | \$ 12 098 800 00 | \$ 40 965 272 00 |
| STATE TAX | \$ 412 598 94 | \$ 62 846 58 | \$ 840 660 77 | \$ 44 765 67 | \$ 151 582 12 |
| Supplemental Value for Back Years | \$ - 0 - | \$ - 0 - | \$ - 0 - | \$ - 0 - | \$ - 0 - |
| Supplemental Tax for Back Years | \$ - 0 - | \$ - 0 - | \$ - 0 - | \$ - 0 - | \$ - 0 - |
| Number Acres | 780 205 00 | 570 882 00 | 665 406 00 | 1 362 693 00 | 578 710 00 |
| Number Miles Railroads | 45 05 | 32 51 | 31 93 | - 0 - | 138 20 |
| Average Value of Land | 92 00 | 9 50 | 12 00 | 6 50 | 33 00 |
| Rate of County Tax | 2 85 | 80 | 95 | 80 | 80 |

TABLE NO. 226
PROPERTY ASSESSED FOR TAXATION AS SHOWN BY 1970 TAX ROLLS

| | EL PASO | ERATH | FALLS | FANNIN | FAYETTE |
|-----------------------------------|--------------------------|-------------------------|-------------------------|-------------------------|-------------------------|
| Land Assessed in Acres | \$ 42 066 930 00 | \$ 12 710 820 00 | \$ 12 034 428 00 | \$ 18 777 700 00 | \$ 14 384 605 00 |
| Town Lots | 248 490 311 00 | 9 536 310 00 | 7 187 610 00 | 8 358 480 00 | 5 406 680 00 |
| Personal Property | 66 317 160 00 | 3 816 770 00 | 4 979 971 00 | 13 323 520 00 | 6 350 710 00 |
| State and National Banks | 6 403 116 00 | 729 670 00 | 442 094 00 | 475 220 00 | 704 750 00 |
| Railroads Assessed in Miles | 3 448 708 00 | 230 300 00 | 355 770 00 | 389 360 00 | 751 910 00 |
| Rolling Stock | 410 910 00 | 50 600 00 | 94 120 00 | 99 590 00 | 263 450 00 |
| Intangible Value (Railroads) | 311 790 00 | 56 720 00 | 62 710 00 | 82 210 00 | 252 480 00 |
| Street Railways and Interurbans | - 0 - | - 0 - | - 0 - | - 0 - | - 0 - |
| Telephone & Telegraph Lines | 9 317 025 00 | 74 810 00 | 965 835 00 | - 0 - | 414 500 00 |
| Steam and Other Vessels | - 0 - | - 0 - | - 0 - | - 0 - | - 0 - |
| Pipe Lines | 1 799 550 00 | 1 090 400 00 | 865 060 00 | - 0 - | 623 690 00 |
| Intangible Value (Pipe Lines) | 133 450 00 | 433 400 00 | 111 450 00 | 12 150 00 | 344 500 00 |
| Intangible Value (Trucks & Buses) | 663 940 00 | 116 500 00 | 116 620 00 | 108 550 00 | 162 750 00 |
| TOTAL VALUE | \$ 379 362 890 00 | \$ 28 846 300 00 | \$ 27 215 668 00 | \$ 41 626 780 00 | \$ 29 660 025 00 |
| TOTAL VALUE FOR STATE | \$ 294 687 830 00 | \$ 19 809 930 00 | \$ 20 576 238 00 | \$ 31 206 860 00 | \$ 20 887 305 00 |
| STATE TAX | \$ 1 090 416 59 | \$ 73 298 97 | \$ 76 137 85 | \$ 115 488 18 | \$ 77 283 16 |
| Supplemental Value for Back Years | \$ - 0 - | \$ - 0 - | \$ - 0 - | \$ - 0 - | \$ - 0 - |
| Supplemental Tax for Back Years | \$ - 0 - | \$ - 0 - | \$ - 0 - | \$ - 0 - | \$ - 0 - |
| Number Acres | 328 045 00 | 701 303 00 | 477 646 00 | 549 805 00 | 553 058 00 |
| Number Miles Railroads | 91 06 | 43 31 | 38 76 | 53 15 | 93 04 |
| Average Value of Land | 86 00 | 17 00 | 26 00 | 33 00 | 24 00 |
| Rate of County Tax | 90 | 80 | 95 | 110 | 70 |

TABLE NO. 226
PROPERTY ASSESSED FOR TAXATION AS SHOWN BY 1970 TAX ROLLS

| | FISHER | FLOYD | FOARD | FORT BEND | FRANKLIN |
|-----------------------------------|-------------------------|-------------------------|------------------------|-------------------------|-------------------------|
| Land Assessed in Acres | \$ 24 187 170 00 | \$ 13 662 990 00 | \$ 3 345 400 00 | \$ 62 794 620 00 | \$ 18 157 350 00 |
| Town Lots | 1 650 400 00 | 3 675 020 00 | 1 197 660 00 | 10 910 000 00 | - 0 - |
| Personal Property | 2 532 890 00 | 2 788 480 00 | 1 270 880 00 | 14 647 970 00 | 1 344 180 00 |
| State and National Banks | 65 000 00 | 167 750 00 | 50 000 00 | 1 023 810 00 | 40 000 00 |
| Railroads Assessed in Miles | 305 500 00 | 506 090 00 | 108 800 00 | 1 119 180 00 | 121 410 00 |
| Rolling Stock | 92 620 00 | 71 660 00 | 29 120 00 | 449 130 00 | 46 140 00 |
| Intangible Value (Railroads) | 62 150 00 | 119 070 00 | 10 880 00 | 359 160 00 | 40 040 00 |
| Street Railways and Interurbans | - 0 - | - 0 - | - 0 - | - 0 - | - 0 - |
| Telephone & Telegraph Lines | 456 850 00 | 1 119 500 00 | 204 190 00 | 699 560 00 | 32 710 00 |
| Steam and Other Vessels | - 0 - | - 0 - | - 0 - | - 0 - | - 0 - |
| Pipe Lines | 389 420 00 | 510 500 00 | 117 150 00 | 4 355 540 00 | 270 800 00 |
| Intangible Value (Pipe Lines) | 203 820 00 | 138 500 00 | 1 730 00 | 416 490 00 | 118 200 00 |
| Intangible Value (Trucks & Buses) | 63 280 00 | 59 430 00 | 35 680 00 | 216 640 00 | 42 070 00 |
| TOTAL VALUE | \$ 30 009 100 00 | \$ 22 818 990 00 | \$ 6 371 490 00 | \$ 96 992 100 00 | \$ 20 212 900 00 |
| TOTAL VALUE FOR STATE | \$ 27 216 660 00 | \$ 19 131 420 00 | \$ 5 627 390 00 | \$ 88 853 360 00 | \$ 17 927 940 00 |
| STATE TAX | \$ 100 695 76 | \$ 70 790 53 | \$ 20 819 30 | \$ 328 757 43 | \$ 66 335 49 |
| Supplemental Value for Back Years | \$ - 0 - | \$ - 0 - | \$ - 0 - | \$ - 0 - | \$ - 0 - |
| Supplemental Tax for Back Years | \$ - 0 - | \$ - 0 - | \$ - 0 - | \$ - 0 - | \$ - 0 - |
| Number Acres | 583 740 00 | 627 610 00 | 629 998 00 | 432 255 00 | 166 013 00 |
| Number Miles Railroads | 43 84 | 99 35 | 21 76 | 176 00 | 14 87 |
| Average Value of Land | 10 00 | 22 00 | 5 00 | 105 00 | 18 00 |
| Rate of County Tax | 95 | 1 35 | 80 | 95 | 95 |

TABLE NO. 226
PROPERTY ASSESSED FOR TAXATION AS SHOWN BY 1970 TAX ROLLS

| | FREESTONE | FRIO | GAINES | GALVESTON | GARZA |
|-----------------------------------|-------------------------|-------------------------|-------------------------|--------------------------|-------------------------|
| Land Assessed in Acres | \$ 11 351 135 00 | \$ 7 292 690 00 | \$101 611 360 00 | \$ 19 232 411 00 | \$ 13 578 875 00 |
| Town Lots | 2 266 455 00 | 2 295 210 00 | 3 595 380 00 | 385 762 624 00 | 2 340 740 00 |
| Personal Property | 2 850 870 00 | 7 830 555 00 | 5 495 280 00 | 46 906 843 00 | 1 523 300 00 |
| State and National Banks | 249 500 00 | 56 000 00 | 117 390 00 | 4 264 225 00 | 138 301 00 |
| Railroads Assessed in Miles | 402 660 00 | 210 210 00 | 16 730 00 | 1 671 706 00 | 319 280 00 |
| Rolling Stock | 77 570 00 | 69 540 00 | 3 810 00 | 249 160 00 | 53 920 00 |
| Intangible Value (Railroads) | 68 130 00 | 27 600 00 | 570 00 | 154 980 00 | 100 800 00 |
| Street Railways and Interurbans | - 0 - | - 0 - | - 0 - | - 0 - | - 0 - |
| Telephone & Telegraph Lines | 226 765 00 | 203 920 00 | 270 290 00 | 1 374 620 00 | 167 510 00 |
| Steam and Other Vessels | - 0 - | - 0 - | - 0 - | 3 099 760 00 | - 0 - |
| Pipe Lines | 2 173 180 00 | 262 240 00 | 2 696 060 00 | 4 672 040 00 | 492 980 00 |
| Intangible Value (Pipe Lines) | 803 390 00 | 18 260 00 | 622 110 00 | 254 130 00 | 107 730 00 |
| Intangible Value (Trucks & Buses) | 166 450 00 | 107 980 00 | 111 000 00 | 151 390 00 | 74 340 00 |
| TOTAL VALUE | \$ 20 636 105 00 | \$ 18 374 205 00 | \$114 539 980 00 | \$ 467 793 889 00 | \$ 18 897 776 00 |
| TOTAL VALUE FOR STATE | \$ 17 126 195 00 | \$ 16 257 240 00 | \$111 877 320 00 | \$ 407 132 072 00 | \$ 17 027 926 00 |
| STATE TAX | \$ 63 361 33 | \$ 60 161 15 | \$ 413 949 71 | \$ 1 506 431 86 | \$ 63 001 91 |
| Supplemental Value for Back Years | \$ - 0 - | \$ - 0 - | \$ - 0 - | \$ - 0 - | \$ - 0 - |
| Supplemental Tax for Back Years | \$ - 0 - | \$ - 0 - | \$ - 0 - | \$ - 0 - | \$ - 0 - |
| Number Acres | 558 607 00 | 763 923 00 | 802 940 00 | 304 943 00 | 512 635 00 |
| Number Miles Railroads | 46 33 | 34 54 | 2 85 | 109 18 | 40 29 |
| Average Value of Land | 20 00 | 9 50 | 11 00 | 62 00 | 23 00 |
| Rate of County Tax | 80 | 95 | 1 00 | 1 03 | 80 |

TABLE NO. 226
PROPERTY ASSESSED FOR TAXATION AS SHOWN BY 1970 TAX ROLLS

| | GILLESPIE | GLASSCOCK | GOLIAD | GONZALES | GRAY |
|-----------------------------------|-------------------------|-------------------------|-------------------------|-------------------------|-------------------------|
| Land Assessed in Acres | \$ 8 526 713 00 | \$ 9 928 757 00 | \$ 18 069 650 00 | \$ 7 905 210 00 | \$ 25 180 120 00 |
| Town Lots | 5 083 303 00 | 184 105 00 | 1 345 080 00 | 4 427 530 00 | 11 308 180 00 |
| Personal Property | 3 918 748 00 | 660 631 00 | 2 332 230 00 | 5 360 969 00 | 16 654 850 00 |
| State and National Banks | 279 920 00 | - 0 - | 187 760 00 | 103 520 00 | 180 610 00 |
| Railroads Assessed in Miles | - 0 - | - 0 - | 230 640 00 | 320 020 00 | 665 420 00 |
| Rolling Stock | - 0 - | - 0 - | 110 690 00 | 203 010 00 | 96 710 00 |
| Intangible Value (Railroads) | - 0 - | - 0 - | 60 780 00 | 128 320 00 | 140 220 00 |
| Street Railways and Interurbans | - 0 - | - 0 - | - 0 - | - 0 - | - 0 - |
| Telephone & Telegraph Lines | 492 015 00 | 1 751 730 00 | 100 080 00 | 153 940 00 | 43 820 00 |
| Steam and Other Vessels | - 0 - | - 0 - | - 0 - | - 0 - | - 0 - |
| Pipe Lines | 597 370 00 | - 0 - | 1 202 140 00 | 190 530 00 | 1 912 880 00 |
| Intangible Value (Pipe Lines) | 305 900 00 | 107 530 00 | 6 310 00 | 90 010 00 | 251 310 00 |
| Intangible Value (Trucks & Buses) | 78 490 00 | 65 690 00 | 56 310 00 | 217 920 00 | 149 040 00 |
| TOTAL VALUE | \$ 19 282 459 00 | \$ 12 698 443 00 | \$ 23 701 670 00 | \$ 19 100 979 00 | \$ 56 583 160 00 |
| TOTAL VALUE FOR STATE | \$ 13 258 484 00 | \$ 12 391 666 00 | \$ 22 335 300 00 | \$ 14 789 309 00 | \$ 51 667 610 00 |
| STATE TAX | \$ 49 063 23 | \$ 45 850 00 | \$ 82 649 63 | \$ 54 729 41 | \$ 191 174 19 |
| Supplemental Value for Back Years | \$ - 0 - | \$ - 0 - | \$ - 0 - | \$ - 0 - | \$ - 0 - |
| Supplemental Tax for Back Years | \$ - 0 - | \$ - 0 - | \$ - 0 - | \$ - 0 - | \$ - 0 - |
| Number Acres | 657 923 00 | 598 592 00 | 471 403 00 | 668 523 00 | 445 106 00 |
| Number Miles Railroads | - 0 - | - 0 - | 30 30 | 116 89 | 96 98 |
| Average Value of Land | 37 00 | 16 50 | 30 00 | 11 50 | 5 00 |
| Rate of County Tax | 95 | 70 | 1 05 | 95 | 90 |

TABLE NO. 226
PROPERTY ASSESSED FOR TAXATION AS SHOWN BY 1970 TAX ROLLS

| | GRAYSON | GREGG | GRIMES | GUADALUPE | HALE |
|-----------------------------------|--------------------------|--------------------------|-------------------------|-------------------------|-------------------------|
| Land Assessed in Acres | \$ 46 273 789 00 | \$ 163 464 250 00 | \$ 9 929 775 00 | \$ 16 430 860 00 | \$ 28 834 170 00 |
| Town Lots | 55 459 780 00 | 18 637 730 00 | 4 686 031 00 | 14 295 500 00 | 21 203 220 00 |
| Personal Property | 28 425 070 00 | 20 039 900 00 | 3 784 071 00 | 12 936 120 00 | 13 744 240 00 |
| State and National Banks | 3 013 078 00 | 1 522 200 00 | 292 980 00 | 693 090 00 | 2 363 750 00 |
| Railroads Assessed in Miles | 2 168 120 00 | 364 200 00 | 728 130 00 | 417 130 00 | 601 650 00 |
| Rolling Stock | 358 600 00 | 68 310 00 | 166 870 00 | 133 600 00 | 86 260 00 |
| Intangible Value (Railroads) | 252 820 00 | 107 360 00 | 135 050 00 | 172 160 00 | 98 700 00 |
| Street Railways and Interurbans | - 0 - | - 0 - | - 0 - | - 0 - | - 0 - |
| Telephone & Telegraph Lines | 2 809 950 00 | 5 653 520 00 | 589 680 00 | 855 890 00 | 2 560 950 00 |
| Steam and Other Vessels | - 0 - | - 0 - | - 0 - | - 0 - | - 0 - |
| Pipe Lines | 820 600 00 | 4 139 500 00 | 703 290 00 | 189 600 00 | 478 640 00 |
| Intangible Value (Pipe Lines) | 139 190 00 | 820 470 00 | 252 550 00 | 65 720 00 | 31 430 00 |
| Intangible Value (Trucks & Buses) | 542 380 00 | 307 800 00 | 59 090 00 | 214 020 00 | 129 260 00 |
| TOTAL VALUE | \$ 140 263 377 00 | \$ 215 125 240 00 | \$ 21 327 517 00 | \$ 46 403 690 00 | \$ 70 132 270 00 |
| TOTAL VALUE FOR STATE | \$ 116 595 230 00 | \$ 197 411 080 00 | \$ 16 811 707 00 | \$ 39 015 290 00 | \$ 57 440 170 00 |
| STATE TAX | \$ 431 443 95 | \$ 730 452 75 | \$ 62 210 88 | \$ 144 380 96 | \$ 212 544 88 |
| Supplemental Value for Back Years | \$ - 0 - | \$ 2 176 580 00 | \$ - 0 - | \$ 870 00 | \$ - 0 - |
| Supplemental Tax for Back Years | \$ - 0 - | \$ 7 796 13 | \$ - 0 - | \$ 3 22 | \$ - 0 - |
| Number Acres | 635 377 00 | 197 055 00 | 592 682 00 | 440 797 00 | 629 718 00 |
| Number Miles Railroads | 171 55 | 33 37 | 86 17 | 36 60 | 79 52 |
| Average Value of Land | 36 00 | 7 00 | 16 00 | 36 00 | 41 00 |
| Rate of County Tax | 1 00 | 95 | 1 20 | 80 | 80 |

TABLE NO. 226
PROPERTY ASSESSED FOR TAXATION AS SHOWN BY 1970 TAX ROLLS

| | HALL | HAMILTON | HANSFORD | HARDEMAN | HARDIN |
|-----------------------------------|-------------------------|-------------------------|-------------------------|-------------------------------|-------------------------|
| Land Assessed in Acres | \$ 6 532 632 00 | \$ 7 193 570 00 | \$ 19 735 797 00 | \$ 10 150 570 00 ^B | \$ 38 331 260 00 |
| Town Lots | 3 628 900 00 | 2 048 020 00 | 2 181 476 00 | 4 413 730 00 | 7 491 490 00 |
| Personal Property | 2 296 810 00 | 4 458 220 00 | 8 122 317 00 | 3 716 060 00 | 9 736 120 00 |
| State and National Banks | 121 580 00 | 387 000 00 | 65 000 00 | 196 330 00 | 450 780 00 |
| Railroads Assessed in Miles | 343 164 00 | - 0 - | 283 260 00 | 581 835 00 | 813 220 00 |
| Rolling Stock | 38 028 00 | - 0 - | 58 000 00 | 62 560 00 | 201 750 00 |
| Intangible Value (Railroads) | 75 550 00 | - 0 - | 15 130 00 | 136 060 00 | 104 760 00 |
| Street Railways and Interurbans | - 0 - | - 0 - | - 0 - | - 0 - | - 0 - |
| Telephone & Telegraph Lines | 274 660 00 | 57 450 00 | 281 595 00 | 209 320 00 | 760 030 00 |
| Steam and Other Vessels | - 0 - | - 0 - | - 0 - | - 0 - | - 0 - |
| Pipe Lines | 128 250 00 | 273 800 00 | 2 311 060 00 | 288 500 00 | 3 581 170 00 |
| Intangible Value (Pipe Lines) | 22 180 00 | 30 390 00 | 57 190 00 | 15 660 00 | 1 442 680 00 |
| Intangible Value (Trucks & Buses) | 47 890 00 | 83 180 00 | 21 590 00 | 46 400 00 | 83 970 00 |
| TOTAL VALUE | \$ 13 509 644 00 | \$ 14 531 630 00 | \$ 33 132 415 00 | \$ 19 817 025 00 | \$ 62 997 230 00 |
| TOTAL VALUE FOR STATE | \$ 10 845 564 00 | \$ 11 174 410 00 | \$ 31 579 504 00 | \$ 16 470 585 00 | \$ 56 244 350 00 |
| STATE TAX | \$ 40 130 42 | \$ 41 345 33 | \$ 116 845 72 | \$ 60 943 96 | \$ 208 137 93 |
| Supplemental Value for Back Years | \$ - 0 - | \$ - 0 - | \$ - 0 - | \$ - 0 - | \$ - 0 - |
| Supplemental Tax for Back Years | \$ - 0 - | \$ - 0 - | \$ - 0 - | \$ - 0 - | \$ - 0 - |
| Number Acres | 552 471 00 | 527 099 00 | 626 217 00 | 430 163 00 | 559 200 00 |
| Number Miles Railroads | 51 58 | - 0 - | 59 00 | 75 48 | 94 21 |
| Average Value of Land | 11 00 | 13 00 | 30 00 | 30 00 | 34 00 |
| Rate of County Tax | 95 | 80 | 1 00 | 95 | 1 20 |

TABLE NO. 226
PROPERTY ASSESSED FOR TAXATION AS SHOWN BY 1970 TAX ROLLS

| | HARRIS | HARRISON | HARTLEY | HASKELL | HAYS |
|-----------------------------------|---------------------------|--------------------------|-------------------------|-------------------------|-------------------------|
| Land Assessed in Acres | \$ 717 332 780 00 | \$ 27 538 232 00 | \$ 4 859 257 00 | \$ 12 263 235 00 | \$ 19 699 513 00 |
| Town Lots | 1 884 317 302 00 | 25 124 700 00 | 1 450 023 00 | 2 560 110 00 | 16 455 274 00 |
| Personal Property | 512 764 790 00 | 36 298 079 00 | 2 703 820 00 | 2 766 340 00 | 2 936 983 00 |
| State and National Banks | 69 008 350 00 | 813 621 00 | - 0 - | 83 000 00 | 905 042 00 |
| Railroads Assessed in Miles | 10 345 570 00 | 1 137 920 00 | 610 670 00 | 243 240 00 | 335 024 00 |
| Rolling Stock | 1 370 960 00 | 159 060 00 | 56 900 00 | 106 590 00 | 85 690 00 |
| Intangible Value (Railroads) | 733 230 00 | 414 680 00 | 87 600 00 | 31 260 00 | 22 290 00 |
| Street Railways and Interurbans | - 0 - | - 0 - | - 0 - | - 0 - | - 0 - |
| Telephone & Telegraph Lines | 69 510 470 00 | 3 390 520 00 | 390 060 00 | 265 490 00 | 62 651 00 |
| Steam and Other Vessels | 612 870 00 | - 0 - | - 0 - | - 0 - | - 0 - |
| Pipe Lines | 71 526 580 00 | 5 994 450 00 | - 0 - | 705 750 00 | 705 877 00 |
| Intangible Value (Pipe Lines) | 2 289 700 00 | 191 580 00 | - 0 - | 224 500 00 | 157 860 00 |
| Intangible Value (Trucks & Buses) | 2 094 610 00 | 406 300 00 | 103 470 00 | 82 040 00 | 147 570 00 |
| TOTAL VALUE | \$3 341 907 212 00 | \$ 101 469 142 00 | \$ 10 261 800 00 | \$ 19 331 555 00 | \$ 41 513 774 00 |
| TOTAL VALUE FOR STATE | \$2 971 880 356 00 | \$ 84 520 470 00 | \$ 9 310 344 00 | \$ 16 957 140 00 | \$ 34 350 701 00 |
| STATE TAX | \$ 10 996 204 71 | \$ 312 752 41 | \$ 34 448 16 | \$ 62 747 09 | \$ 127 096 58 |
| Supplemental Value for Back Years | \$ 71 760 00 | \$ - 0 - | \$ - 0 - | \$ - 0 - | \$ - 0 - |
| Supplemental Tax for Back Years | \$ 312 56 | \$ - 0 - | \$ - 0 - | \$ - 0 - | \$ - 0 - |
| Number Acres | 750 101 00 | 568 216 00 | 835 225 00 | 669 579 00 | 449 600 00 |
| Number Miles Railroads | 457 95 | 62 30 | 79 89 | 60 81 | 36 35 |
| Average Value of Land | 940 00 | 15 00 | 4 00 | 13 00 | 42 00 |
| Rate of County Tax | 2 02 | 95 | 95 | 80 | 72 |

TABLE NO. 226
PROPERTY ASSESSED FOR TAXATION AS SHOWN BY 1970 TAX ROLLS

| | HEMPHILL | HENDERSON | HIDALGO | HILL | HOCKLEY |
|-----------------------------------|-------------------------|-------------------------|-------------------------|-------------------------|-------------------------|
| Land Assessed in Acres | \$ 11 569 260 00 | \$ 29 530 114 00 | \$ 53 937 845 00 | \$ 18 117 132 00 | \$ 46 250 060 00 |
| Town Lots | 1 788 790 00 | 7 800 525 00 | 69 076 990 00 | 9 982 547 00 | 4 381 896 00 |
| Personal Property | 1 955 070 00 | 2 953 688 00 | 66 371 655 00 | 7 329 282 00 | 3 194 290 00 |
| State and National Banks | 162 906 00 | 246 734 00 | 2 155 190 00 | 680 333 00 | 141 517 00 |
| Railroads Assessed in Miles | 312 060 00 | 613 760 00 | 1 502 540 00 | 685 313 00 | 131 340 00 |
| Rolling Stock | 46 600 00 | 294 220 00 | 400 730 00 | 178 540 00 | 61 750 00 |
| Intangible Value (Railroads) | 222 140 00 | 104 690 00 | 245 080 00 | 79 230 00 | 27 000 00 |
| Street Railways and Interurbans | - 0 - | - 0 - | - 0 - | - 0 - | - 0 - |
| Telephone & Telegraph Lines | 171 550 00 | 4 747 370 00 | 9 733 130 00 | 1 242 804 00 | 704 140 00 |
| Steam and Other Vessels | - 0 - | - 0 - | - 0 - | - 0 - | - 0 - |
| Pipe Lines | 788 010 00 | 954 590 00 | 3 612 710 00 | 2 028 501 00 | 1 698 780 00 |
| Intangible Value (Pipe Lines) | 17 270 00 | 432 450 00 | 92 560 00 | 727 750 00 | 407 380 00 |
| Intangible Value (Trucks & Buses) | 30 380 00 | 97 660 00 | 302 390 00 | 224 660 00 | 76 650 00 |
| TOTAL VALUE | \$ 17 064 036 | \$ 47 775 801 00 | \$207 430 820 00 | \$ 41 276 092 00 | \$ 57 074 803 00 |
| TOTAL VALUE FOR STATE | \$ 15 807 116 00 | \$ 42 713 294 00 | \$160 975 270 00 | \$ 30 973 313 00 | \$ 53 515 053 00 |
| STATE TAX | \$ 58 487 34 | \$ 158 048 96 | \$ 595 639 84 | \$ 114 621 18 | \$ 198 011 79 |
| Supplemental Value for Back-Years | \$ - 0 - | \$ - 0 - | \$ - 0 - | \$ - 0 - | \$ - 0 - |
| Supplemental Tax for Back Years | \$ - 0 - | \$ - 0 - | \$ - 0 - | \$ - 0 - | \$ - 0 - |
| Number Acres | 597 443 00 | 541 023 00 | 961 296 00 | 586 191 00 | 513 659 00 |
| Number Miles Railroads | 34 82 | 80 65 | 142 65 | 84 37 | 55 25 |
| Average Value of Land | 18 00 | 53 00 | 55 00 | 28 00 | 9 00 |
| Rate of County Tax | 80 | 95 | 1 25 | 80 | 95 |

TABLE NO. 226

PROPERTY ASSESSED FOR TAXATION AS SHOWN BY 1970 TAX ROLLS

| | HOOD | HOPKINS | HOUSTON | HOWARD | HUDSPETH |
|--|-------------------------|-------------------------|-------------------------|-------------------------|-------------------------|
| Land Assessed in Acres | \$ 6 939 320 00 | \$ 12 734 910 00 | \$ 8 524 176 00 | \$ 39 169 765 00 | \$ 5 383 565 00 |
| Town Lots | 1 581 850 00 | 6 261 980 00 | 2 387 360 00 | 21 452 635 00 | 2 355 760 00 |
| Personal Property | 835 238 00 | 5 238 990 00 | 9 830 560 00 | 16 122 998 00 | 1 381 055 00 |
| State and National Banks | 35 515 00 | 800 000 00 | 475 000 00 | 745 140 00 | - 0 - |
| Railroads Assessed in Miles | 189 420 00 | 448 070 00 | 255 900 00 | 314 160 00 | 785 930 00 |
| Rolling Stock | 42 250 00 | 177 940 00 | 73 100 00 | 72 960 00 | 459 400 00 |
| Intangible Value (Railroads) | 47 340 00 | 249 160 00 | 29 000 00 | 139 450 00 | 481 480 00 |
| Street Railways and Interurbans | - 0 - | - 0 - | - 0 - | - 0 - | - 0 - |
| Telephone & Telegraph Lines | 496 661 00 | 830 00 | 266 640 00 | 134 530 00 | 620 310 00 |
| Steam and Other Vessels | - 0 - | - 0 - | - 0 - | - 0 - | - 0 - |
| Pipe Lines | 109 030 00 | 439 620 00 | 743 250 00 | 1 681 990 00 | 3 242 320 00 |
| Intangible Value (Pipe Lines) | 94 870 00 | 126 160 00 | 404 390 00 | 668 790 00 | 309 910 00 |
| Intangible Value (Trucks & Buses) | 35 580 00 | 118 230 00 | 63 650 00 | 215 900 00 | 231 860 00 |
| TOTAL VALUE | \$ 10 407 074 00 | \$ 26 595 890 00 | \$ 23 053 026 00 | \$ 80 718 318 00 | \$ 15 251 590 00 |
| TOTAL VALUE FOR STATE | \$ 8 380 718 00 | \$ 22 423 330 00 | \$ 19 129 436 00 | \$ 73 310 723 00 | \$ 14 467 835 00 |
| STATE TAX | \$ 31 011 13 | \$ 82 971 52 | \$ 70 788 46 | \$ 271 253 40 | \$ 53 530 98 |
| Supplemental Value for Back Years | \$ - 0 - | \$ - 0 - | \$ - 0 - | \$ - 0 - | \$ - 0 - |
| Supplemental Tax for Back Years | \$ - 0 - | \$ - 0 - | \$ - 0 - | \$ - 0 - | \$ - 0 - |
| Number Acres | 240 853 00 | 505 352 00 | 689 339 00 | 568 000 00 | 2 577 707 00 |
| Number Miles Railroads | 31 57 | 70 04 | 36 31 | 32 43 | 106 18 |
| Average Value of Land | 28 00 | 24 00 | 12 00 | 68 00 | 2 00 |
| Rate of County Tax | 98 | 75 | 80 | 1 04 | 95 |

TABLE NO. 226
PROPERTY ASSESSED FOR TAXATION AS SHOWN BY 1970 TAX ROLLS

| | HUNT | HUTCHINSON | IRION | JACK | JACKSON |
|-----------------------------------|-------------------|------------------|------------------|------------------|-------------------|
| Land Assessed in Acres | \$ 15 851 220 00 | \$ 25 413 375 00 | \$ 2 519 943 00 | \$ 19 853 975 00 | \$ 68 210 185 00 |
| Town Lots | 23 511 080 00 | 12 633 850 00 | 179 455 00 | 2 133 710 00 | 3 420 795 00 |
| Personal Property | 12 630 280 00 | 32 516 200 00 | 2 726 975 00 | 3 595 250 00 | 6 462 610 00 |
| State and National Banks | 971 960 00 | 216 960 00 | 50 000 00 | 278 095 00 | 190 850 00 |
| Railroads Assessed in Miles | 911 600 00 | 419 415 00 | 166 920 00 | 154 440 00 | 421 570 00 |
| Rolling Stock | 224 170 00 | 42 860 00 | 55 840 00 | 23 870 00 | 160 760 00 |
| Intangible Value (Railroads) | 208 820 00 | 9 270 00 | 20 870 00 | 320 00 | 143 090 00 |
| Street Railways and Interurbans | - 0 - | - 0 - | - 0 - | - 0 - | - 0 - |
| Telephone & Telegraph Lines | 1 026 980 00 | 116 630 00 | 14 700 00 | 921 610 00 | 15 370 00 |
| Steam and Other Vessels | - 0 - | - 0 - | - 0 - | - 0 - | - 0 - |
| Pipe Lines | 145 020 00 | 4 344 100 00 | 439 610 00 | 2 163 750 00 | 4 234 480 00 |
| Intangible Value (Pipe Lines) | 37 830 00 | 302 100 00 | 103 260 00 | 498 810 00 | 200 140 00 |
| Intangible Value (Trucks & Buses) | <u>175 680 00</u> | <u>88 570 00</u> | <u>13 810 00</u> | <u>75 830 00</u> | <u>102 020 00</u> |
| TOTAL VALUE | \$ 55 694 640 00 | \$ 76 103 330 00 | \$ 6 291 383 00 | \$ 29 699 660 00 | \$ 83 561 870 00 |
| TOTAL VALUE FOR STATE | \$ 45 681 970 00 | \$ 68 763 079 00 | \$ 6 044 729 00 | \$ 27 834 575 00 | \$ 80 550 070 |
| STATE TAX | \$ 169 063 94 | \$ 254 426 87 | \$ 22 364 16 | \$ 102 983 05 | \$ 298 043 35 |
| Supplemental Value for Back Years | \$ - 0 - | \$ - 0 - | \$ - 0 - | \$ - 0 - | \$ - 0 - |
| Supplemental Tax for Back Years | <u>\$ - 0 -</u> | <u>\$ - 0 -</u> | <u>\$ - 0 -</u> | <u>\$ - 0 -</u> | <u>\$ - 0 -</u> |
| Number Acres | 512 067 00 | 1 073 970 00 | 605 457 00 | 502 600 00 | 557 023 00 |
| Number Miles Railroads | 108 78 | 55 21 | 41 73 | 34 32 | 57 16 |
| Average Value of Land | 30 00 | 4 00 | 3 50 | 30 00 | 11 00 |
| Rate of County Tax | <u>95</u> | <u>95</u> | <u>95</u> | <u>97</u> | <u>1 20</u> |

TABLE NO. 226

PROPERTY ASSESSED FOR TAXATION AS SHOWN BY 1970 TAX ROLLS

| | JASPER | JEFF DAVIS | JEFFERSON | JIM HOGG | JIM WELLS |
|-----------------------------------|-------------------------|------------------------|-------------------------|-------------------------|-------------------------|
| Land Assessed in Acres | \$ 12 906 704 00 | \$ 3 924 869 00 | \$322 004 851 00 | \$ 23 320 890 00 | \$ 63 647 340 00 |
| Town Lots | 2 508 910 00 | 481 143 00 | 6 978 820 00 | 1 794 365 00 | 5 626 885 00 |
| Personal Property | 16 926 545 00 | 308 088 00 | 137 015 156 00 | 1 415 745 00 | 10 291 482 00 |
| State and National Banks | 181 487 00 | 30 000 00 | 3 193 300 00 | 84 260 00 | 615 712 00 |
| Railroads Assessed in Miles | 588 260 00 | 293 868 00 | 1 526 750 00 | 116 140 00 | 448 870 00 |
| Rolling Stock | 125 600 00 | 105 140 00 | 219 310 00 | 45 090 00 | 281 690 00 |
| Intangible Value (Railroads) | 77 960 00 | 143 610 00 | 424 390 00 | 24 580 00 | 117 680 00 |
| Street Railways and Interurbans | - 0 - | - 0 - | - 0 - | - 0 - | - 0 - |
| Telephone & Telegraph Lines | 103 280 00 | 88 857 00 | 6 061 740 00 | 266 545 00 | 554 300 00 |
| Steam and Other Vessels | - 0 - | - 0 - | - 0 - | - 0 - | - 0 - |
| Pipe Lines | 1 734 260 00 | - 0 - | 6 298 265 00 | 739 520 00 | 1 973 570 00 |
| Intangible Value (Pipe Lines) | 166 400 00 | - 0 - | 1 483 030 00 | 46 550 00 | 293 660 00 |
| Intangible Value (Trucks & Buses) | 66 530 00 | 31 910 00 | 464 020 00 | 38 200 00 | 176 150 00 |
| TOTAL VALUE | \$ 35 385 936 00 | \$ 5 407 485 00 | \$485 669 632 00 | \$ 27 891 885 00 | \$ 84 027 339 00 |
| TOTAL VALUE FOR STATE | \$ 31 106 041 00 | \$ 5 179 915 00 | \$420 868 124 00 | \$ 26 885 420 00 | \$ 80 471 944 00 |
| STATE TAX | \$ 115 098 31 | \$ 19 165 50 | \$ 1 557 282 67 | \$ 99 477 19 | \$ 297 754 43 |
| Supplemental Value for Back Years | \$ - 0 - | \$ - 0 - | \$ - 0 - | \$ - 0 - | \$ - 0 - |
| Supplemental Tax for Back Years | \$ - 0 - | \$ - 0 - | \$ - 0 - | \$ - 0 - | \$ - 0 - |
| Number Acres | 419 184 00 | 1 435 520 00 | 561 000 00 | 724 377 00 | 591 579 00 |
| Number Miles Railroads | 79 11 | 30 08 | 148 17 | 119 23 | 77 01 |
| Average Value of Land | 22 50 | 3 00 | 57 00 | 6 00 | 8 00 |
| Rate of County Tax | 80 | 80 | 1 24 | 80 | 1 10 |

TABLE NO. 226
PROPERTY ASSESSED FOR TAXATION AS SHOWN BY 1970 TAX ROLLS

| | JOHNSON | JONES | KARNES | KAUFMAN | KENDALL |
|-----------------------------------|-------------------------|-------------------------|-------------------------|-------------------------|-------------------------|
| Land Assessed in Acres | \$ 18 666 235 00 | \$ 17 264 925 00 | \$ 25 914 930 00 | \$ 15 938 378 00 | \$ 5 513 880 00 |
| Town Lots | 16 992 617 00 | 6 494 725 00 | 2 034 500 00 | 12 006 179 00 | 1 954 220 00 |
| Personal Property | 6 344 927 00 | 5 511 630 00 | 4 453 220 00 | 5 898 377 00 | 2 537 710 00 |
| State and National Banks | 772 080 00 | 434 610 00 | 210 000 00 | 598 841 00 | 102 540 00 |
| Railroads Assessed in Miles | 1 275 170 00 | 215 810 00 | 220 000 00 | 491 160 00 | 123 640 00 |
| Rolling Stock | 172 940 00 | 71 530 00 | 111 330 00 | 193 480 00 | 95 370 00 |
| Intangible Value (Railroads) | 11 530 00 | 23 640 00 | 54 900 00 | 182 220 00 | 17 700 00 |
| Street Railways and Interurbans | - 0 - | - 0 - | - 0 - | - 0 - | - 0 - |
| Telephone & Telegraph Lines | 792 330 00 | - 0 - | 267 620 00 | 1 990 630 00 | 99 440 00 |
| Steam and Other Vessels | - 0 - | - 0 - | - 0 - | - 0 - | - 0 - |
| Pipe Lines | 1 218 900 00 | - 0 - | 1 648 860 00 | 602 050 00 | 55 470 00 |
| Intangible Value (Pipe Lines) | 386 000 00 | 69 090 00 | 130 060 00 | 18 930 00 | - 0 - |
| Intangible Value (Trucks & Buses) | 152 490 00 | 117 030 00 | 97 160 00 | 191 380 00 | 75 150 00 |
| TOTAL VALUE | \$ 46 785 219 00 | \$ 30 202 990 00 | \$ 35 142 580 00 | \$ 38 111 625 00 | \$ 10 575 120 00 |
| TOTAL VALUE FOR STATE | \$ 30 246 302 00 | \$ 24 846 595 00 | \$ 32 584 800 00 | \$ 29 825 012 00 | \$ 7 545 820 00 |
| STATE TAX | \$ 111 923 04 | \$ 91 932 88 | \$ 120 566 29 | \$ 110 380 85 | \$ 27 919 50 |
| Supplemental Value for Back-Years | \$ - 0 - | \$ - 0 - | \$ - 0 - | \$ - 0 - | \$ - 0 - |
| Supplemental Tax for Back Years | \$ - 0 - | \$ - 0 - | \$ - 0 - | \$ - 0 - | \$ - 0 - |
| Number Acres | 459 214 00 | 598 477 00 | 433 797 00 | 518 220 00 | 339 151 00 |
| Number Miles Railroads | 92 76 | 67 39 | 30 52 | 81 87 | 26 03 |
| Average Value of Land | 40 00 | 28 00 | 43 00 | 30 00 | 13 50 |
| Rate of County Tax | 95 | 80 | 90 | 80 | 80 |

TABLE NO. 226
PROPERTY ASSESSED FOR TAXATION AS SHOWN BY 1970 TAX ROLLS

| | KENEDY | KENT | KERR | KIMBLE | KING |
|--|-------------------------|-------------------------|-------------------------|------------------------|------------------------|
| Land Assessed in Acres | \$ 15 751 632 00 | \$ 25 874 810 00 | \$ 10 893 071 00 | \$ 4 159 850 00 | \$ 3 133 622 00 |
| Town Lots | 165 190 00 | 171 160 00 | 11 599 810 00 | 1 278 990 00 | 48 196 00 |
| Personal Property | 631 725 00 | 359 990 00 | 4 023 695 00 | 2 072 310 00 | 3 944 373 00 |
| State and National Banks | - 0 - | 7 500 00 | 357 398 00 | 149 850 00 | - 0 - |
| Railroads Assessed in Miles | 172 400 00 | - 0 - | 69 410 00 | - 0 - | - 0 - |
| Rolling Stock | 93 560 00 | - 0 - | 66 500 00 | - 0 - | - 0 - |
| Intangible Value (Railroads) | 37 110 00 | - 0 - | 12 340 00 | - 0 - | - 0 - |
| Street Railways and Interurbans | - 0 - | - 0 - | - 0 - | - 0 - | - 0 - |
| Telephone & Telegraph Lines | 100 177 00 | 53 150 00 | 345 850 00 | 24 920 00 | - 0 - |
| Steam and Other Vessels | - 0 - | - 0 - | - 0 - | - 0 - | - 0 - |
| Pipe Lines | 726 272 00 | 109 360 00 | 270 880 00 | 975 760 00 | - 0 - |
| Intangible Value (Pipe Lines) | 12 530 00 | 130 780 00 | 6 680 00 | 415 780 00 | 14 840 00 |
| Intangible Value (Trucks & Buses) | 74 370 00 | 19 030 00 | 82 580 00 | 51 830 00 | 42 600 00 |
| TOTAL VALUE | \$ 17 764 966 00 | \$ 26 725 780 00 | \$ 27 728 214 00 | \$ 9 129 290 00 | \$ 7 183 631 00 |
| TOTAL VALUE FOR STATE | \$ 17 745 196 00 | \$ 26 582 610 00 | \$ 20 984 933 00 | \$ 8 266 650 00 | \$ 7 160 544 00 |
| STATE TAX | \$ 65 657 29 | \$ 98 356 70 | \$ 77 655 01 | \$ 30 586 46 | \$ 26 494 60 |
| Supplemental Value for Back Years | \$ - 0 - | \$ - 0 - | \$ - 0 - | \$ - 0 - | \$ - 0 - |
| Supplemental Tax for Back Years | \$ - 0 - | \$ - 0 - | \$ - 0 - | \$ - 0 - | \$ - 0 - |
| Number Acres | 879 131 00 | 403 652 00 | 686 228 00 | 885 634 00 | 592 934 00 |
| Number Miles Railroads | 46 47 | - 0 - | 18 15 | - 0 - | - 0 - |
| Average Value of Land | 17 50 | 25 00 | 16 00 | 4 50 | 5 00 |
| Rate of County Tax | 80 | 75 | 80 | 90 | 95 |

TABLE NO. 226
PROPERTY ASSESSED FOR TAXATION AS SHOWN BY 1970 TAX ROLLS

| | KINNEY | KLEBERG | KNOX | LAMAR | LAMB |
|-----------------------------------|------------------------|--------------------------|-------------------------|-------------------------|-------------------------|
| Land Assessed in Acres | \$ 5 052 555 00 | \$ 106 773 125 00 | \$ 8 425 120 00 | \$ 21 158 415 00 | \$ 17 495 219 00 |
| Town Lots | 552 920 00 | 15 218 180 00 | 2 542 500 00 | 18 123 238 00 | 7 889 974 00 |
| Personal Property | 1 372 930 00 | 3 287 600 00 | 2 857 550 00 | 9 552 012 00 | 15 721 731 00 |
| State and National Banks | 69 960 00 | 151 000 00 | 120 500 00 | 872 715 00 | 309 455 00 |
| Railroads Assessed in Miles | 530 560 00 | 164 600 00 | 203 230 00 | 625 560 00 | 216 480 00 |
| Rolling Stock | 184 600 00 | 42 840 00 | 68 760 00 | 166 270 00 | 43 890 00 |
| Intangible Value (Railroads) | 217 400 00 | 17 000 00 | 22 430 00 | 136 230 00 | 82 060 00 |
| Street Railways and Interurbans | - 0 - | - 0 - | - 0 - | - 0 - | - 0 - |
| Telephone & Telegraph Lines | 430 580 00 | 502 110 00 | 336 500 00 | - 0 - | 336 500 00 |
| Steam and Other Vessels | - 0 - | - 0 - | - 0 - | - 0 - | - 0 - |
| Pipe Lines | 59 950 00 | 3 382 740 00 | 235 600 00 | - 0 - | 58 860 00 |
| Intangible Value (Pipe Lines) | - 0 - | 181 460 00 | 6 830 00 | 79 770 00 | 61 540 00 |
| Intangible Value (Trucks & Buses) | 29 940 00 | 90 120 00 | 63 480 00 | 96 850 00 | 94 750 00 |
| TOTAL VALUE | \$ 8 501 395 00 | \$ 129 810 775 00 | \$ 14 882 500 00 | \$ 50 811 060 00 | \$ 42 310 459 00 |
| TOTAL VALUE FOR STATE | \$ 8 186 555 00 | \$ 123 583 305 00 | \$ 12 066 910 00 | \$ 36 279 479 00 | \$ 35 337 471 00 |
| STATE TAX | \$ 30 290 51 | \$ 457 263 58 | \$ 44 647 94 | \$ 134 239 83 | \$ 130 863 69 |
| Supplemental Value for Back Years | \$ - 0 - | \$ 1 850 00 | \$ - 0 - | \$ - 0 - | \$ - 0 - |
| Supplemental Tax for Back Years | \$ - 0 - | \$ 7 75 | \$ - 0 - | \$ - 0 - | \$ - 0 - |
| Number Acres | 872 298 00 | 521 268 00 | 531 827 00 | 557 974 00 | 636 719 00 |
| Number Miles Railroads | 50 52 | 21 28 | 44 18 | 76 76 | 32 80 |
| Average Value of Land | 5 00 | 21 00 | 14 00 | 36 00 | 27 50 |
| Rate of County Tax | 1 25 | 75 | 95 | 1 18 | 95 |

TABLE NO. 226
PROPERTY ASSESSED FOR TAXATION AS SHOWN BY 1970 TAX ROLLS

| | LAMPASAS | LASALLE | LAVACA | LEE | LEON |
|-----------------------------------|-------------------------|-------------------------|-------------------------|-------------------------|-------------------------|
| Land Assessed in Acres | \$ 3 549 210 00 | \$ 10 137 715 00 | \$ 17 727 120 00 | \$ 5 520 981 00 | \$ 7 520 485 00 |
| Town Lots | 3 375 520 00 | 1 924 520 00 | 3 649 480 00 | 2 864 505 00 | 1 476 235 00 |
| Personal Property | 2 382 590 00 | 2 275 345 00 | 5 232 710 00 | 2 519 858 00 | 1 390 745 00 |
| State and National Banks | 11 000 00 | 92 640 00 | 166 120 00 | 381 829 00 | 72 510 00 |
| Railroads Assessed in Miles | 437 950 00 | 452 160 00 | 154 940 00 | 298 180 00 | 720 760 00 |
| Rolling Stock | 72 750 00 | 111 660 00 | 91 560 00 | 162 870 00 | 134 220 00 |
| Intangible Value (Railroads) | 109 490 00 | 44 300 00 | 16 980 00 | 151 300 00 | 70 550 00 |
| Street Railways and Interurbans | - 0 - | - 0 - | - 0 - | - 0 - | - 0 - |
| Telephone & Telegraph Lines | 36 000 00 | 622 930 00 | 537 070 00 | 99 110 00 | 566 690 00 |
| Steam and Other Vessels | - 0 - | - 0 - | - 0 - | - 0 - | - 0 - |
| Pipe Lines | 5 430 00 | 336 850 00 | 1 010 620 00 | 24 595 00 | 874 530 00 |
| Intangible Value (Pipe Lines) | 1 500 00 | 10 010 00 | 43 710 00 | 1 890 00 | 436 450 00 |
| Intangible Value (Trucks & Buses) | 69 740 00 | 74 930 00 | 62 680 00 | 40 120 00 | 147 180 00 |
| TOTAL VALUE | \$ 10 051 180 00 | \$ 16 083 060 00 | \$ 28 692 990 00 | \$ 12 065 238 00 | \$ 13 410 355 00 |
| TOTAL VALUE FOR STATE | \$ 7 294 740 00 | \$ 14 825 860 00 | \$ 22 789 790 00 | \$ 8 298 633 00 | \$ 11 715 420 00 |
| STATE TAX | \$ 26 995 39 | \$ 54 857 64 | \$ 84 327 94 | \$ 30 702 40 | \$ 43 350 40 |
| Supplemental Value for Back Years | \$ - 0 - | \$ - 0 - | \$ - 0 - | \$ - 0 - | \$ - 0 - |
| Supplemental Tax for Back Years | \$ - 0 - | \$ - 0 - | \$ - 0 - | \$ - 0 - | \$ - 0 - |
| Number Acres | 440 917 00 | 963 128 00 | 605 796 00 | 407 332 00 | 682 917 00 |
| Number Miles Railroads | 54 36 | 55 47 | 24 99 | 44 59 | 75 44 |
| Average Value of Land | 8 00 | 9 50 | 27 00 | 13 00 | 10 00 |
| Rate of County Tax | 65 | 1 36 | 80 | 95 | 80 |

TABLE NO. 226
PROPERTY ASSESSED FOR TAXATION AS SHOWN BY 1970 TAX ROLLS

| | LIBERTY | LIMESTONE | LIPSCOMB | LIVE OAK | LLANO |
|-----------------------------------|-------------------------|-------------------------|-------------------------|-------------------------|-------------------------|
| Land Assessed in Acres | \$ 53 772 960 00 | \$ 15 879 230 00 | \$ 23 427 580 00 | \$ 4 399 900 00 | \$ 5 805 475 00 |
| Town Lots | 18 862 700 00 | 6 014 270 00 | 1 518 500 00 | 1 467 785 00 | 6 781 761 00 |
| Personal Property | 5 215 270 00 | 2 914 300 00 | 3 611 660 00 | 15 063 625 00 | 3 094 679 00 |
| State and National Banks | 2 092 489 00 | 2 340 910 00 | 143 750 00 | 34 000 00 | 126 500 00 |
| Railroads Assessed in Miles | 1 223 630 00 | 487 220 00 | 371 520 00 | 255 260 00 | 72 970 00 |
| Rolling Stock | 301 960 00 | 142 290 00 | 59 580 00 | 94 060 00 | 74 930 00 |
| Intangible Value (Railroads) | 273 220 00 | 183 350 00 | 94 870 00 | 37 780 00 | 13 900 00 |
| Street Railways and Interurbans | - 0 - | - 0 - | - 0 - | - 0 - | - 0 - |
| Telephone & Telegraph Lines | 1 134 460 00 | 1 059 495 00 | 134 190 00 | 308 170 00 | 282 151 00 |
| Steam and Other Vessels | - 0 - | - 0 - | - 0 - | - 0 - | - 0 - |
| Pipe Lines | 4 642 010 00 | 403 650 00 | 79 560 00 | 1 349 170 00 | 59 810 00 |
| Intangible Value (Pipe Lines) | 1 024 910 00 | 175 290 00 | 129 340 00 | 72 410 00 | 610 00 |
| Intangible Value (Trucks & Buses) | 300 290 00 | 47 730 00 | 20 250 00 | 118 320 00 | 34 150 00 |
| TOTAL VALUE | \$ 88 843 899 00 | \$ 29 647 735 00 | \$ 29 590 800 00 | \$ 23 200 480 00 | \$ 16 346 936 00 |
| TOTAL VALUE FOR STATE | \$ 77 955 624 00 | \$ 21 727 225 00 | \$ 28 428 410 00 | \$ 22 493 230 00 | \$ 13 429 336 00 |
| STATE TAX | \$ 288 444 80 | \$ 80 402 65 | \$ 105 185 30 | \$ 83 228 47 | \$ 49 689 23 |
| Supplemental Value for Back Years | \$ - 0 - | \$ - 0 - | \$ - 0 - | \$ - 0 - | \$ - 0 - |
| Supplemental Tax for Back Years | \$ - 0 - | \$ - 0 - | \$ - 0 - | \$ - 0 - | \$ - 0 - |
| Number Acres | 77 214 00 | 586 603 00 | 584 881 00 | 664 654 00 | 559 695 00 |
| Number Miles Railroads | 113 25 | 43 73 | 44 52 | 46 72 | 20 45 |
| Average Value of Land | 21 00 | 26 00 | 35 00 | 6 50 | 10 00 |
| Rate of County Tax | 1 20 | 95 | 95 | 95 | 1 00 |

TABLE NO. 226
PROPERTY ASSESSED FOR TAXATION AS SHOWN BY 1970 TAX ROLLS

| | LOVING | LUBBOCK | LYNN | MADISON | MARION |
|-----------------------------------|------------------------|--------------------------|-------------------------|-------------------------|-------------------------|
| Land Assessed in Acres | \$ 3 888 798 00 | \$ 28 785 350 00 | \$ 9 934 033 00 | \$ 13 165 360 00 | \$ 5 992 437 00 |
| Town Lots | 25 445 00 | 215 094 475 00 | 3 533 180 00 | 748 740 00 | 1 062 010 00 |
| Personal Property | 527 263 00 | 42 990 020 00 | 2 812 582 00 | 1 062 340 00 | 3 291 690 00 |
| State and National Banks | - 0 - | 6 652 100 00 | 61 250 00 | 171 190 00 | 50 000 00 |
| Railroads Assessed in Miles | - 0 - | 985 890 00 | 161 510 00 | 191 250 00 | 175 000 00 |
| Rolling Stock | - 0 - | 151 870 00 | 47 290 00 | 19 590 00 | 61 290 00 |
| Intangible Value (Railroads) | - 0 - | 156 360 00 | 11 970 00 | 15 560 00 | 182 830 00 |
| Street Railways and Interurbans | - 0 - | - 0 - | - 0 - | - 0 - | - 0 - |
| Telephone & Telegraph Lines | 35 540 00 | 5 861 760 00 | 297 990 00 | 680 680 00 | 165 280 00 |
| Steam and Other Vessels | - 0 - | - 0 - | - 0 - | - 0 - | - 0 - |
| Pipe Lines | 526 790 00 | 420 790 00 | 300 630 00 | 1 139 580 00 | 870 040 00 |
| Intangible Value (Pipe Lines) | 156 970 00 | 182 470 00 | 7 470 00 | 205 040 00 | - 0 - |
| Intangible Value (Trucks & Buses) | 2 460 00 | 365 180 00 | 37 880 00 | 81 430 00 | 34 720 00 |
| TOTAL VALUE | \$ 5 163 266 00 | \$ 301 646 265 00 | \$ 17 205 785 00 | \$ 17 480 760 00 | \$ 11 885 297 00 |
| TOTAL VALUE FOR STATE | \$ 5 109 714 00 | \$ 251 465 885 00 | \$ 14 305 016 00 | \$ 14 195 500 00 | \$ 10 355 822 00 |
| STATE TAX | \$ 18 905 73 | \$ 930 452 71 | \$ 52 935 18 | \$ 52 524 70 | \$ 38 334 69 |
| Supplemental Value for Back Years | \$ 86.00 | \$ - 0 - | \$ - 0 - | \$ - 0 - | \$ - 0 - |
| Supplemental Tax for Back Years | \$ 32 | \$ - 0 - | \$ - 0 - | \$ - 0 - | \$ - 0 - |
| Number Acres | 272 100 00 | 532 000 00 | 561 343 00 | 292 658 00 | 238 107 00 |
| Number Miles Railroads | - 0 - | 124 19 | 35 34 | 41 04 | 33 58 |
| Average Value of Land | 11 00 | 44 00 | 17 50 | 40 00 | 13 00 |
| Rate of County Tax | 1 15 | 78 | 1 05 | 91 | 1 15 |

TABLE NO. 226
PROPERTY ASSESSED FOR TAXATION AS SHOWN BY 1970 TAX ROLLS

| | MARTIN | MASON | MATAGORDA | MAVERICK | MCCULLOCH |
|-----------------------------------|-------------------------|-------------------------|-------------------------|-------------------------|-------------------------|
| Land Assessed in Acres | \$ 8 864 705 00 | \$ 7 601 960 00 | \$ 11 508 245 00 | \$ 12 610 694 00 | \$ 6 848 705 00 |
| Town Lots | - 0 - | 1 206 780 00 | 10 383 440 00 | 14 482 754 00 | 4 530 205 00 |
| Personal Property | 574 845 00 | 2 455 105 00 | 68 481 885 00 | 5 056 823 00 | 2 948 070 00 |
| State and National Banks | 150 000 00 | 171 298 00 | 731 850 00 | 700 000 00 | 482 730 00 |
| Railroads Assessed in Miles | 87 690 00 | - 0 - | 734 390 00 | 385 510 00 | 225 460 00 |
| Rolling Stock | 29 310 00 | - 0 - | 308 520 00 | 105 650 00 | 53 780 00 |
| Intangible Value (Railroads) | 56 000 00 | - 0 - | 81 370 00 | 19 700 00 | 20 100 00 |
| Street Railways and Interurbans | - 0 - | - 0 - | - 0 - | - 0 - | - 0 - |
| Telephone & Telegraph Lines | 13 360 00 | 165 965 00 | 434 720 00 | 497 690 00 | 12 600 00 |
| Steam and Other Vessels | - 0 - | - 0 - | - 0 - | - 0 - | - 0 - |
| Pipe Lines | 1 863 560 00 | 459 025 00 | 3 528 035 00 | 36 520 00 | - 0 - |
| Intangible Value (Pipe Lines) | 275 620 00 | 291 720 00 | 104 780 00 | 3 770 00 | |
| Intangible Value (Trucks & Buses) | <u>55 580 00</u> | <u>55 180 00</u> | <u>97 000 00</u> | <u>53 310 00</u> | <u>100 040 00</u> |
| TOTAL VALUE | \$ 11 970 670 00 | \$ 12 407 033 00 | \$ 96 394 235 00 | \$ 33 952 421 00 | \$ 15 221 690 00 |
| TOTAL VALUE FOR STATE | \$ 11 201 605 00 | \$ 10 793 543 00 | \$ 88 714 445 00 | \$ 29 511 196 00 | \$ 11 483 210 00 |
| STATE TAX | \$ 41 448 10 | \$ 39 937 50 | \$ 328 293 26 | \$ 109 191 43 | \$ 42 487 18 |
| Supplemental Value for Back Years | \$ - 0 - | \$ - 0 - | \$ - 0 - | \$ - 0 - | \$ - 0 - |
| Supplemental Tax for Back Years | <u>\$ - 0 -</u> | <u>\$ - 0 -</u> | <u>\$ - 0 -</u> | <u>\$ - 0 -</u> | <u>\$ - 0 -</u> |
| Number Acres | 739 050 00 | 519 182 00 | 692 559 00 | 830 920 00 | 710 855 00 |
| Number Miles Railroads | 13 03 | - 0 - | 122 01 | 28 97 | 40 19 |
| Average Value of Land | 12 00 | 12 00 | 16 00 | 15 00 | 9 50 |
| Rate of County Tax | <u>1 30</u> | <u>95</u> | <u>95</u> | <u>80</u> | <u>80</u> |

TABLE NO. 226
PROPERTY ASSESSED FOR TAXATION AS SHOWN BY 1970 TAX ROLLS

| | MCLENNAN | MCMULLEN | MEDINA | MENARD | MIDLAND |
|-----------------------------------|--------------------------|-------------------------|-------------------------|------------------------|--------------------------|
| Land Assessed in Acres | \$ 36 704 960 00 | \$ 11 335 810 00 | \$ 15 556 515 00 | \$ 3 232 260 00 | \$ 36 832 660 00 |
| Town Lots | 136 869 740 00 | 52 235 00 | 4 951 280 00 | 654 160 00 | 60 626 680 00 |
| Personal Property | 47 465 370 00 | 608 270 00 | 4 946 455 00 | 2 335 950 00 | 21 876 940 00 |
| State and National Banks | 35 000 00 | - 0 - | 228 110 00 | 100 000 00 | 2 853 430 00 |
| Railroads Assessed in Miles | 1 420 100.00 | - 0 - | 493 600 00 | 45 000 00 | 204 660 00 |
| Rolling Stock | 343 020 00 | - 0 - | 183 430 00 | 21 210 00 | 59 650 00 |
| Intangible Value (Railroads) | 187 370 00 | - 0 - | 211 130 00 | 7 930 00 | 113 990 00 |
| Street Railways and Interurbans | - 0 - | - 0 - | - 0 - | - 0 - | - 0 - |
| Telephone & Telegraph Lines | 5 487 270 00 | 148 360 00 | 874 760 00 | 25 530 00 | 71 220 00 |
| Steam and Other Vessels | - 0 - | - 0 - | - 0 - | - 0 - | - 0 - |
| Pipe Lines | 1 244 760 00 | 1 358 470 00 | 398 360 00 | 50 750 00 | 2 169 400 00 |
| Intangible Value (Pipe Lines) | 130 280 00 | 48 560 00 | 69 790 00 | 27 460 00 | 992 080 00 |
| Intangible Value (Trucks & Buses) | 428 390 00 | 50 440 00 | 82 300 00 | 12 810 00 | 318 530 00 |
| TOTAL VALUE | \$ 230 316 260 00 | \$ 13 602 145 00 | \$ 27 995 730 00 | \$ 6 513 060 00 | \$ 126 119 240 00 |
| TOTAL VALUE FOR STATE | \$ 181 520 140 00 | \$ 13 584 925 00 | \$ 22 670 660 00 | \$ 5 853 470 00 | \$ 98 682 450 00 |
| STATE TAX | \$ 671 683 96 | \$ 50 266 19 | \$ 83 881 47 | \$ 21 660 28 | \$ 365 141 98 |
| Supplemental Value for Back Years | \$ - 0 - | \$ - 0 - | \$ - 0 - | \$ - 0 - | \$ - 0 - |
| Supplemental Tax for Back Years | \$ - 0 - | \$ - 0 - | \$ - 0 - | \$ - 0 - | \$ - 0 - |
| Number Acres | 589 230 00 | 1 105 347 00 | 705 565 00 | 562 491 00 | 563 774 00 |
| Number Miles Railroads | 180 16 | - 0 - | 56 39 | 15 85 | 26 51 |
| Average Value of Land | 61 00 | 8 50 | 18 00 | 6 00 | 12 50 |
| Rate of County Tax | 90 | 1 20 | 80 | 1 20 | 95 |

TABLE NO. 226
PROPERTY ASSESSED FOR TAXATION AS SHOWN BY 1970 TAX ROLLS

| | MILAM | MILLS | MITCHELL | MONTAGUE | MONTGOMERY |
|-----------------------------------|-------------------------|------------------------|-------------------------|-------------------------|--------------------------|
| Land Assessed in Acres | \$ 8 950 595 00 | \$ 3 360 714 00 | \$ 15 317 380 00 | \$ 14 285 265 00 | \$ 122 699 250 00 |
| Town Lots | 4 364 410 00 | 548 055 00 | 4 795 430 00 | 7 173 351 00 | 42 265 770 00 |
| Personal Property | 19 005 120 00 | 1 441 258 00 | 13 806 980 00 | 5 841 674 00 | 12 003 905 00 |
| State and National Banks | 663 540 00 | 45 000 00 | 192 930 00 | 606 382 00 | 259 260 00 |
| Railroads Assessed in Miles | 801 860 00 | 239 890 00 | 285 140 00 | 621 840 00 | 910 600 00 |
| Rolling Stock | 170 920 00 | 45 860 00 | 78 538 00 | 108 470 00 | 241 510 00 |
| Intangible Value (Railroads) | 211 700 00 | 85 740 00 | 142 130 00 | 59 550 00 | 184 770 00 |
| Street Railways and Interurbans | - 0 - | - 0 - | - 0 - | - 0 - | - 0 - |
| Telephone & Telegraph Lines | 522 060 00 | 28 060 00 | 451 310 00 | - 0 - | 630 032 00 |
| Steam and Other Vessels | - 0 - | - 0 - | - 0 - | - 0 - | - 0 - |
| Pipe Lines | 430 740 00 | 117 290 00 | 1 895 530 00 | - 0 - | 2 978 480 00 |
| Intangible Value (Pipe Lines) | 37 160 00 | 25 530 00 | 758 780 00 | 561 000 00 | 411 050 00 |
| Intangible Value (Trucks & Buses) | 87 150 00 | 46 570 00 | 119 950 00 | 173 660 00 | 295 410 00 |
| TOTAL VALUE | \$ 35 245 255 00 | \$ 5 983 967 00 | \$ 37 844 098 00 | \$ 29 431 192 00 | \$ 182 880 037 00 |
| TOTAL VALUE FOR STATE | \$ 30 188 410 00 | \$ 4 568 229 00 | \$ 34 117 338 00 | \$ 23 275 462 00 | \$ 162 744 572 00 |
| STATE TAX | \$ 111 714 31 | \$ 16 902 38 | \$ 126 229 75 | \$ 86 134 69 | \$ 602 205 61 |
| Supplemental Value for Back Years | \$ - 0 - | \$ - 0 - | \$ - 0 - | \$ - 0 - | \$ - 0 - |
| Supplemental Tax for Back Years | \$ - 0 - | \$ - 0 - | \$ - 0 - | \$ - 0 - | \$ - 0 - |
| Number Acres | 645 634 00 | 528 217 00 | 571 721 00 | 646 597 00 | 673 117 00 |
| Number Miles Railroads | 89 98 | 34 27 | 32 86 | 85 75 | 128 83 |
| Average Value of Land | 12 00 | 6 00 | 26 00 | 22 50 | 182 00 |
| Rate of County Tax | 95 | 95 | 95 | 95 | 89 |

TABLE NO. 226
PROPERTY ASSESSED FOR TAXATION AS SHOWN BY 1970 TAX ROLLS

| | MOORE | MORRIS | MOTLEY | NACOGDOCHES | NAVARRO |
|--|-------------------------|-------------------------|------------------------|-------------------------|-------------------------|
| Land Assessed in Acres | \$ 38 700 640 00 | \$ 2 904 315 00 | \$ 4 621 245 00 | \$ 46 485 560 00 | \$ 19 261 365 00 |
| Town Lots | 4 660 855 00 | 1 857 150 00 | 666 745 00 | 207 830 00 | 14 528 470 00 |
| Personal Property | 2 981 004 00 | 12 295 765 00 | 1 539 216 00 | 5 135 169 00 | 8 855 030 00 |
| State and National Banks | 158 290 00 | 276 140 00 | 50 000 00 | 1 110 872 00 | 999 094 00 |
| Railroads Assessed in Miles | 271 050 00 | 218 530 00 | 200 000 00 | 533 200 00 | 1 456 030 00 |
| Rolling Stock | 64 200 00 | 123 890 00 | - 0 - | 212 240 00 | 326 990 00 |
| Intangible Value (Railroads) | 33 260 00 | 1 158 560 00 | 80 690 00 | 107 240 00 | 277 920 00 |
| Street Railways and Interurbans | - 0 - | - 0 - | - 0 - | - 0 - | - 0 - |
| Telephone & Telegraph Lines | 2 095 170 00 | 242 000 00 | 19 930 00 | 1 148 210 00 | 982 580 00 |
| Steam and Other Vessels | - 0 - | - 0 - | - 0 - | - 0 - | - 0 - |
| Pipe Lines | - 0 - | 78030 00 | 319 970 00 | 2 209 450 00 | 2 088 300 00 |
| Intangible Value (Pipe Lines) | 19 920 00 | 11 520 00 | 147 290 00 | 272 820 00 | 802 070 00 |
| Intangible Value (Trucks & Buses) | 139 280 00 | 75 140 00 | 30 200 00 | 123 280 00 | 211 360 00 |
| TOTAL VALUE | \$ 49 123 669 00 | \$ 19 241 040 00 | \$ 7 675 286 00 | \$ 57 545 871 00 | \$ 49 789 209 00 |
| TOTAL VALUE FOR STATE | \$ 45 828 959 00 | \$ 16 420 790 00 | \$ 6 914 761 00 | \$ 42 744 715 00 | \$ 41 876 759 00 |
| STATE TAX | \$ 169 569 74 | \$ 60 762 25 | \$ 25 585 18 | \$ 158 162 56 | \$ 154 968 88 |
| Supplemental Value for Back Years | \$ - 0 - | \$ - 0 - | \$ - 0 - | \$ - 0 - | \$ - 0 - |
| Supplemental Tax for Back Years | \$ - 0 - | \$ - 0 - | \$ - 0 - | \$ - 0 - | \$ - 0 - |
| Number Acres | 557 551 00 | 162 319 00 | 625 503 00 | 589 103 00 | 657 794 00 |
| Number Miles Railroads | 70 60 | 30 43 | 36 32 | 60 60 | 108 14 |
| Average Value of Land | 5 00 | 17 50 | 7 50 | 7 50 | 22 00 |
| Rate of County Tax | 84 | 95 | 1 22 | 95 | 80 |

TABLE NO. 226
PROPERTY ASSESSED FOR TAXATION AS SHOWN BY 1970 TAX ROLLS

| | NEWTON | NOLAN | NUECES | OCHILTREE | OLDHAM |
|-----------------------------------|-------------------------|-------------------------|-------------------------|-------------------------|-------------------------|
| Land Assessed in Acres | \$ 14 451 729 00 | \$ 4 796 284 00 | \$123 644 220 00 | \$ 20 162 440 00 | \$ 7 026 920 00 |
| Town Lots | 1 165 450 00 | 9 402 255 00 | 219 741 810 00 | 6 325 170 00 | 810 285 00 |
| Personal Property | 1 636 151 00 | 13 444 209 00 | 69 061 320 00 | 9 509 700 00 | 4 661 390 00 |
| State and National Banks | 45 000 00 | 331 130 00 | 42 859 710 00 | 368 470 00 | 38 440 00 |
| Railroads Assessed in Miles | 116 880 00 | 536 570 00 | 962 390 00 | 150 600 00 | 320 525 00 |
| Rolling Stock | 24 600 00 | 238 722 00 | 231 590 00 | 44 950 00 | 47 050 00 |
| Intangible Value (Railroads) | 52 630 00 | 241 310 00 | 97 040 00 | 16 800 00 | 41 450 00 |
| Street Railways and Interurbans | - 0 - | - 0 - | - 0 - | - 0 - | - 0 - |
| Telephone & Telegraph Lines | 96 914 00 | 2 801 329 00 | 19 330 720 00 | 87 600 00 | 5 205 00 |
| Steam and Other Vessels | - 0 - | - 0 - | - 0 - | - 0 - | - 0 - |
| Pipe Lines | 1 451 771 00 | 1 696 327 00 | 5 234 960 00 | 674 290 00 | - 0 - |
| Intangible Value (Pipe Lines) | 108 430 00 | 581 910 00 | 809 520 00 | 238 350 00 | 5 160 00 |
| Intangible Value (Trucks & Buses) | 50 260 00 | 155 880 00 | 411 940 00 | 66 230 00 | 169 910 00 |
| TOTAL VALUE | \$ 19 199 815 00 | \$ 34 225 926 00 | \$482 385 220 00 | \$ 37 644 600 00 | \$ 13 126 335 00 |
| TOTAL VALUE FOR STATE | \$ 17 122 125 00 | \$ 28 771 671 00 | \$407 902 040 00 | \$ 34 036 570 00 | \$ 12 622 135 00 |
| STATE TAX | \$ 63 356 58 | \$ 106 460 90 | \$ 1 509 282 79 | \$ 125 938 46 | \$ 46 701 74 |
| Supplemental Value for Back Years | \$ - 0 - | \$ - 0 - | \$ - 0 - | \$ - 0 - | \$ - 0 - |
| Supplemental Tax for Back Years | \$ - 0 - | \$ - 0 - | \$ - 0 - | \$ - 0 - | \$ - 0 - |
| Number Acres | 590 246 00 | 568 740 00 | 488 753 00 | 582 905 00 | 943 368 00 |
| Number Miles Railroads | 22 45 | 159 68 | 80 20 | 33 59 | 66 66 |
| Average Value of Land | 20 00 | 8 00 | 81 00 | 35 00 | 7 00 |
| Rate of County Tax | 1 00 | 80 | 1 01 | 80 | 80 |

TABLE NO. 226
PROPERTY ASSESSED FOR TAXATION AS SHOWN BY 1970 TAX ROLLS

| | ORANGE | PALO PINTO | PANOLA | PARKER | PARMER |
|-----------------------------------|--------------------------|-------------------------|-------------------------|-------------------------|-------------------------|
| Land Assessed in Acres | \$ 45 101 125 00 | \$ 10 883 790 00 | \$ 26 709 030 00 | \$ 17 797 701 00 | \$ 7 753 170 00 |
| Town Lots | 15 509 760 00 | 13 564 875 00 | 4 823 450 00 | 11 026 640 00 | 2 561 600 00 |
| Personal Property | 83 722 540 00 | 6 117 195 00 | 6 256 110 00 | 7 308 938 00 | 5 478 800 00 |
| State and National Banks | 1 297 330 00 | 374 325 00 | 142 100 00 | 681 640 00 | 231 828 00 |
| Railroads Assessed in Miles | 644 700 00 | 307 595 00 | 204 310 00 | 332 440 00 | 242 050 00 |
| Rolling Stock | 188 822 00 | 87 575 00 | 41 980 00 | 106 790 00 | 65 610 00 |
| Intangible Value (Railroads) | 335 440 00 | 167 580 00 | 23 530 00 | 171 250 00 | 294 770 00 |
| Street Railways and Interurbans | - 0 - | - 0 - | - 0 - | - 0 - | - 0 - |
| Telephone & Telegraph Lines | 1 125 370 00 | 1 497 260 00 | 1 082 810 00 | 1 469 700 00 | 300 130 00 |
| Steam and Other Vessels | - 0 - | - 0 - | - 0 - | - 0 - | - 0 - |
| Pipe Lines | 3 243 320 00 | 1 230 930 00 | 2 117 860 00 | 1 829 430 00 | 554 250 00 |
| Intangible Value (Pipe Lines) | 434 460 00 | 222 340 00 | 51 350 00 | 333 680 00 | - 0 - |
| Intangible Value (Trucks & Buses) | 423 160 00 | 143 280 00 | 99 220 00 | 178 210 00 | 164 430 00 |
| TOTAL VALUE | \$ 152 026 027 00 | \$ 34 596 745 00 | \$ 41 551 750 00 | \$ 41 236 419 00 | \$ 17 646 638 00 |
| TOTAL VALUE FOR STATE | \$ 130 665 277 00 | \$ 27 492 530 00 | \$ 35 078 550 00 | \$ 30 003 919 00 | \$ 15 050 538 00 |
| STATE TAX | \$ 483 469 24 | \$ 101 736 74 | \$ 129 793 59 | \$ 111 026 52 | \$ 55 687 02 |
| Supplemental Value for Back Years | \$ - 0 - | \$ - 0 - | \$ - 0 - | \$ - 0 - | \$ - 0 - |
| Supplemental Tax for Back Years | \$ - 0 - | \$ - 0 - | \$ - 0 - | \$ - 0 - | \$ - 0 - |
| Number Acres | 248 996 00 | 583 257 00 | 515 772 00 | 104 392 00 | 561 311 00 |
| Number Miles Railroads | 79 70 | 40 24 | 31 32 | 53 81 | 49 03 |
| Average Value of Land | 80 00 | 15 00 | 17 00 | 16 00 | 13 00 |
| Rate of County Tax | 1 21 | 95 | 1 25 | 90 | 95 |

TABLE NO. 226
PROPERTY ASSESSED FOR TAXATION AS SHOWN BY 1970 TAX ROLLS

| | PECOS | POLK | POTTER | PRESIDIO | RAINS |
|-----------------------------------|-------------------|-------------------|-------------------|------------------|------------------|
| Land Assessed in Acres | \$ 87 829 700 00 | \$ 29 491 630 00 | \$ 16 065 080 00 | \$ 9 706 026 00 | \$ 4 385 494 00 |
| Town Lots | 3 065 170 00 | 4 057 390 00 | 135 544 690 00 | 2 887 137 00 | 834 307 00 |
| Personal Property | 7 759 560 00 | 24 700 00 | 75 136 205 00 | 1 716 666 00 | 815 972 00 |
| State and National Banks | 51 000 00 | 259 378 00 | 5 982 080 00 | 42 000 00 | 40 650 00 |
| Railroads Assessed in Miles | 327 140 00 | 406 500 00 | 2 972 536 00 | 574 919 00 | - 0 - |
| Rolling Stock | 126 690 00 | 152 980 00 | 130 080 00 | 258 440 00 | - 0 - |
| Intangible Value (Railroads) | 80 360 00 | 111 220 00 | 229 270 00 | 266 330 00 | - 0 - |
| Street Railways and Interurbans | - 0 - | - 0 - | - 0 - | - 0 - | - 0 - |
| Telephone & Telegraph Lines | 463 670 00 | 385 720 00 | 4 906 790 00 | - 0 - | 237 190 00 |
| Steam and Other Vessels | - 0 - | - 0 - | - 0 - | - 0 - | - 0 - |
| Pipe Lines | 3 883 650 00 | 4 714 400 00 | 3 557 820 00 | - 0 - | 102 360 00 |
| Intangible Value (Pipe Lines) | 376 520 00 | 658 790 00 | 45 880 00 | - 0 - | 24 890 00 |
| Intangible Value (Trucks & Buses) | <u>170 210 00</u> | <u>133 550 00</u> | <u>377 730 00</u> | <u>27 170 00</u> | <u>13 510 00</u> |
| TOTAL VALUE | \$ 104 133 670 00 | \$ 40 396 258 00 | \$244 948 161 00 | \$ 15 478 688 00 | \$ 6 454 373 00 |
| TOTAL VALUE FOR STATE | \$ 102 341 290 00 | \$ 35 925 488 00 | \$213 523 497 00 | \$ 14 392 739 00 | \$ 5 285 639 00 |
| STATE TAX | \$ 378 669 14 | \$ 132 951 80 | \$ 790 051 27 | \$ 53 247 93 | \$ 19 557 31 |
| Supplemental Value for Back Years | \$ - 0 - | \$ - 0 - | \$ - 0 - | \$ - 0 - | \$ - 0 - |
| Supplemental Tax for Back Years | <u>\$ - 0 -</u> | <u>\$ - 0 -</u> | <u>\$ - 0 -</u> | <u>\$ - 0 -</u> | <u>\$ - 0 -</u> |
| Number Acres | 2 755 362 00 | 243 832 00 | 484 298 00 | 2 284 487 00 | 163 200 00 |
| Number Miles Railroads | 87 94 | 41 89 | 140 00 | 116 79 | - 0 - |
| Average Value of Land | 20 00 | 12 00 | 26 00 | 4 00 | 26 00 |
| Rate of County Tax | <u>90</u> | <u>95</u> | <u>80</u> | <u>80</u> | <u>1 25</u> |

TABLE NO. 226.
PROPERTY ASSESSED FOR TAXATION AS SHOWN BY 1970 TAX ROLLS

| | RANDALL | REAGAN | REAL | RED RIVER | REEVES |
|-----------------------------------|-------------------------|-------------------------|------------------------|-------------------------|-------------------------|
| Land Assessed in Acres | \$ 10 592 190 00 | \$ 21 628 435 00 | \$ 1 053 379 00 | \$ 9 468 885 00 | \$ 38 942 425 00 |
| Town Lots | 32 749 243 00 | 1 121 285 00 | 113 315 00 | 1 837 150 00 | 10 396 890 00 |
| Personal Property | 9 087 150 00 | 4 226 545 00 | 888 371 00 | 4 709 162 00 | 9 544 485 00 |
| State and National Banks | 368 600 00 | 23 200 00 | - 0 - | 465 258 00 | 385 095 00 |
| Railroads Assessed in Miles | 406 840 00 | 153 700 00 | - 0 - | 231 000 00 | 452 270 00 |
| Rolling Stock | 64 460 00 | 44 760 00 | - 0 - | 77 000 00 | 169 920 00 |
| Intangible Value (Railroads) | 235 280 00 | 16 730 00 | - 0 - | 78 640 00 | 208 400 00 |
| Street Railways and Interurbans | - 0 - | - 0 - | - 0 - | - 0 - | - 0 - |
| Telephone & Telegraph Lines | 37 060 00 | 30 200 00 | 7 806 00 | 94 845 00 | 658 620 00 |
| Steam and Other Vessels | - 0 - | - 0 - | - 0 - | - 0 - | - 0 - |
| Pipe Lines | 1 884 400 00 | 3 454 150 00 | 298 536 00 | 192 050 00 | 3 883 350 00 |
| Intangible Value (Pipe Lines) | 61 890 00 | 423 210 00 | 26 010 00 | 21 500 00 | 92 610 00 |
| Intangible Value (Trucks & Buses) | 170 750 00 | 43 130 00 | 5 660 00 | 56 330 00 | 293 860 00 |
| TOTAL VALUE | \$ 55 657 863 00 | \$ 31 165 345 00 | \$ 2 393 077 00 | \$ 17 231 820 00 | \$ 65 027 925 00 |
| TOTAL VALUE FOR STATE | \$ 33 978 513 00 | \$ 29 334 005 00 | \$ 2 221 953 00 | \$ 13 302 180 00 | \$ 62 543 155 00 |
| STATE TAX | \$ 125 731 59 | \$ 108 537 59 | \$ 8 221 24 | \$ 49 217 60 | \$ 231 409 96 |
| Supplemental Value for Back Years | \$ - 0 - | \$ - 0 - | \$ - 0 - | \$ - 0 - | \$ - 0 - |
| Supplemental Tax for Back Years | \$ - 0 - | \$ - 0 - | \$ - 0 - | \$ - 0 - | \$ - 0 - |
| Number Acres | 725 151 00 | 714 980 00 | 447 080 00 | 676 305 00 | 1 328 074 00 |
| Number Miles Railroads | 48 17 | 43 40 | - 0 - | 34 19 | 139 42 |
| Average Value of Land | 14 50 | 4 00 | 2 00 | 14 00 | 27 00 |
| Rate of County Tax | 95 | 80 | 1 50 | 1 10 | 95 |

TABLE NO. 226
PROPERTY ASSESSED FOR TAXATION AS SHOWN BY 1970 TAX ROLLS

| | REFUGIO | ROBERTS | ROBERTSON | ROCKWALL | RUNNELS |
|-----------------------------------|-------------------------|-------------------------|-------------------------|-------------------------|-------------------------|
| Land Assessed in Acres | \$ 82 648 204 00 | \$ 12 431 780 00 | \$ 5 372 415 00 | \$ 4 857 168 00 | \$ 20 069 954 00 |
| Town Lots | 1 688 350 00 | 291 595 00 | 3 446 878 | 3 907 175 00 | 10 589 423 00 |
| Personal Property | 2 325 633 00 | 1 460 120 00 | 2 772 621 00 | 1 453 645 00 | 2 598 393 00 |
| State and National Banks | 1 537 240 00 | 40 000 00 | 294 565 00 | 138 803 00 | 496 972 00 |
| Railroads Assessed in Miles | 226 080 00 | 190 850 00 | 1 061 770 00 | 93 580 00 | 288 040 00 |
| Rolling Stock | 74 290 00 | 23 750 00 | 322 060 00 | 18 930 00 | 58 990 00 |
| Intangible Value (Railroads) | 29 470 00 | 124 250 00 | 280 190 00 | 3 650 00 | 52 770 00 |
| Street Railways and Interurbans | - 0 - | - 0 - | - 0 - | - 0 - | - 0 - |
| Telephone & Telegraph Lines | 409 551 00 | 25 810 00 | 159 436 00 | 645 340 00 | 488 550 00 |
| Steam and Other Vessels | - 0 - | - 0 - | - 0 - | - 0 - | - 0 - |
| Pipe Lines | 4 931 484 00 | 1 197 190 00 | 918 570 00 | - 0 - | 2 019 750 00 |
| Intangible Value (Pipe Lines) | 560 610 00 | 25 520 00 | 254 810 00 | - 0 - | 108 500 00 |
| Intangible Value (Trucks & Buses) | 109 630 00 | 15 470 00 | 146 180 00 | 46 300 00 | 66 850 00 |
| TOTAL VALUE | \$ 94 540 542 00 | \$ 15 826 335 00 | \$ 15 029 495 00 | \$ 11 164 591 00 | \$ 36 838 192 00 |
| TOTAL VALUE FOR STATE | \$ 93 304 286 00 | \$ 15 616 440 00 | \$ 12 528 891 00 | \$ 9 026 316 00 | \$ 30 021 365 00 |
| STATE TAX | \$ 345 227 11 | \$ 57 781 15 | \$ 46 364 80 | \$ 33 399 57 | \$ 111 085 25 |
| Supplemental Value for Back Years | \$ - 0 - | \$ - 0 - | \$ - 0 - | \$ - 0 - | \$ - 0 - |
| Supplemental Tax for Back Years | \$ - 0 - | \$ - 0 - | \$ - 0 - | \$ - 0 - | \$ - 0 - |
| Number Acres | 927 442 00 | 742 519 00 | 570 310 00 | 79 589 00 | 594 000 00 |
| Number Miles Railroads | 36 90 | 17 75 | 84 34 | 14 02 | 61 10 |
| Average Value of Land | 8 00 | 5 00 | 8 50 | 6 00 | 33 00 |
| Rate of County Tax | 91 | 1 03 | 80 | 80 | 95 |

TABLE NO. 226
PROPERTY ASSESSED FOR TAXATION AS SHOWN BY 1970 TAX ROLLS

| | RUSK | SABINE | SAN AUGUSTINE | SAN JACINTO | SAN PATRICIO |
|-----------------------------------|-------------------------|------------------------|------------------------|-------------------------|--------------------------|
| Land Assessed in Acres | \$ 61 700 150 00 | \$ 6 494 473 00 | \$ 4 922 480 00 | \$ 7 366 220 00 | \$ 48 502 800 00 |
| Town Lots | 11 052 375 00 | 251 395 00 | 1 603 600 00 | 2 915 900 00 | 19 521 750 00 |
| Personal Property | 6 608 528 00 | 1 166 865 00 | 1 055 545 00 | 2 072 900 00 | 34 961 840 00 |
| State and National Banks | 440 450 00 | 46 000 00 | 231 038 00 | 58 970 00 | 694 850 00 |
| Railroads Assessed in Miles | 157 060 00 | 97 150 00 | 145 800 00 | 121 480 00 | 687 040 00 |
| Rolling Stock | 61 700 00 | 26 040 00 | 23 790 00 | 49 310 00 | 267 940 00 |
| Intangible Value (Railroads) | 25 410 00 | 14 600 00 | 13 340 00 | 35 460 00 | 107 570 00 |
| Street Railways and Interurbans | - 0 - | - 0 - | - 0 - | - 0 - | - 0 - |
| Telephone & Telegraph Lines | 1 820 00 | - 0 - | 37 625 00 | 1 183 920 00 | 537 800 00 |
| Steam and Other Vessels | - 0 - | - 0 - | - 0 - | - 0 - | - 0 - |
| Pipe Lines | 2 085 960 00 | 1 014 090 00 | 303 450 00 | 112 810 00 | 4 467 530 00 |
| Intangible Value (Pipe Lines) | 606 510 00 | 27 220 00 | 28 050 00 | 66 690 00 | 639 400 00 |
| Intangible Value (Trucks & Buses) | 202 110 00 | 38 690 00 | 16 800 00 | 27 340 00 | 197 180 00 |
| TOTAL VALUE | \$ 82 942 073 00 | \$ 9 176 523 00 | \$ 8 381 518 00 | \$ 14 011 000 00 | \$ 110 585 700 00 |
| TOTAL VALUE FOR STATE | \$ 71 404 153 00 | \$ 7 965 578 00 | \$ 6 319 828 00 | \$ 12 371 630 00 | \$ 96 812 300 00 |
| STATE TAX | \$ 264 198 32 | \$ 29 474 46 | \$ 23 384 98 | \$ 45 775 57 | \$ 358 233 28 |
| Supplemental Value for Back Years | \$ - 0 - | \$ - 0 - | \$ - 0 - | \$ - 0 - | \$ - 0 - |
| Supplemental Tax for Back Years | \$ - 0 - | \$ - 0 - | \$ - 0 - | \$ - 0 - | \$ - 0 - |
| Number Acres | 613 980 00 | 252 463 00 | 469 565 00 | 338 015 00 | 424 999 00 |
| Number Miles Railroads | 32 38 | 19 46 | 17 78 | 13 46 | 99 84 |
| Average Value of Land | 12 50 | 25 00 | 10 00 | 20 00 | 40 00 |
| Rate of County Tax | 87 | 80 | 95 | 95 | 80 |

TABLE NO. 226
PROPERTY ASSESSED FOR TAXATION AS SHOWN BY 1970 TAX ROLLS

| | SAN SABA | SCHLEICHER | SCURRY | SHACKELFORD | SHELBY |
|-----------------------------------|-------------------------|-------------------------|-------------------------|-------------------------|-------------------------|
| Land Assessed in Acres | \$ 7 439 980 00 | \$ 10 427 617 00 | \$134 406 364 00 | \$ 10 073 913 00 | \$ 9 664 535 00 |
| Town Lots | 1 980 360 00 | 586 754 00 | 4 109 375 00 | 1 362 477 00 | 1 208 660 00 |
| Personal Property | 2 448 195 00 | 2 164 675 00 | 4 951 919 00 | 2 757 212 00 | 854 688 00 |
| State and National Banks | 250 000 00 | 75 000 00 | 93 331 00 | 66 000 00 | 165 000 00 |
| Railroads Assessed in Miles | 174 900 00 | 114 400 00 | 344 090 00 | - 0 - | 398 690 00 |
| Rolling Stock | 46 810 00 | 38 270 00 | 304 990 00 | - 0 - | 148 010 00 |
| Intangible Value (Railroads) | 17 490 00 | 14 300 00 | 229 270 00 | - 0 - | 100 560 00 |
| Street Railways and Interurbans | - 0 - | - 0 - | - 0 - | - 0 - | - 0 - |
| Telephone & Telegraph Lines | 153 760 00 | 90 540 00 | 463 440 00 | 613 410 00 | 469 860 00 |
| Steam and Other Vessels | - 0 - | - 0 - | - 0 - | - 0 - | - 0 - |
| Pipe Lines | 64 700 00 | 1 447 610 00 | 1 255 120 00 | 408 680 00 | 564 080 00 |
| Intangible Value (Pipe Lines) | - 0 - | 585 400 00 | 639 090 00 | 15 740 00 | 43 210 00 |
| Intangible Value (Trucks & Buses) | 25 680 00 | 12 030 00 | 102 100 00 | 142 830 00 | 83 760 00 |
| TOTAL VALUE | \$ 12 601 875 00 | \$ 15 556 596 00 | \$146 899 089 00 | \$ 15 440 262 00 | \$ 13 701 053 00 |
| TOTAL VALUE FOR STATE | \$ 10 147 595 00 | \$ 14 840 922 00 | \$144 885 468 00 | \$ 14 134 623 00 | \$ 8 314 598 00 |
| STATE TAX | \$ 37 549 30 | \$ 54 913 30 | \$ 536 085 08 | \$ 52 297 05 | \$ 30 765 99 |
| Supplemental Value for Back Years | \$ - 0 - | \$ - 0 - | \$ - 0 - | \$ - 0 - | \$ - 0 - |
| Supplemental Tax for Back Years | \$ - 0 - | \$ - 0 - | \$ - 0 - | \$ - 0 - | \$ - 0 - |
| Number Acres | 722 807 00 | 858 161 00 | 578 700 00 | 574 694 00 | 447 151 00 |
| Number Miles Railroads | 34 98 | 28 60 | 71 86 | - 0 - | 59 12 |
| Average Value of Land | 10 00 | 4 50 | 5 00 | 15 00 | 20 00 |
| Rate of County Tax | 95 | 80 | 90 | 95 | 95 |

TABLE NO. 226
PROPERTY ASSESSED FOR TAXATION AS SHOWN BY 1970 TAX ROLLS

| | SHERMAN | SMITH | SOMERVELL | STARR | STEPHENS |
|-----------------------------------|-------------------------|--------------------------|------------------------|-------------------------|-------------------------|
| Land Assessed in Acres | \$ 11 323 718 00 | \$ 35 693 725 00 | \$ 1 744 701 00 | \$ 42 872 860 00 | \$ 8 567 866 00 |
| Town Lots | 1 465 310 00 | 69 339 869 00 | 456 000 00 | 1 335 050 00 | 4 760 387 00 |
| Personal Property | 12 439 724 00 | 35 831 571 00 | 525 205 00 | 4 330 210 00 | 3 809 965 00 |
| State and National Banks | 158 853 00 | 1 487 081 00 | 37 268 00 | 40 005 00 | 33 011 00 |
| Railroads Assessed in Miles | 303 140 00 | 1 016 100 00 | - 0 - | 101 160 00 | 160 000 00 |
| Rolling Stock | 55 080 00 | 266 160 00 | - 0 - | 33 300 00 | 46 380 00 |
| Intangible Value (Railroads) | 39 110 00 | 139 350 00 | - 0 - | 13 210 00 | 23 300 00 |
| Street Railways and Interurbans | - 0 - | - 0 - | - 0 - | - 0 - | - 0 - |
| Telephone & Telegraph Lines | 378 870 00 | 145 580 00 | 77 609 00 | 230 280 00 | 865 230 00 |
| Steam and Other Vessels | - 0 - | - 0 - | - 0 - | - 0 - | - 0 - |
| Pipe Lines | 2 310 440 00 | 1 044 320 00 | 129 870 00 | 955 110 00 | 711 550 00 |
| Intangible Value (Pipe Lines) | 18 030 00 | 357 790 00 | 84 820 00 | 276 500 00 | 53 220 00 |
| Intangible Value (Trucks & Buses) | 228 650 00 | 233 730 00 | 21 450 00 | 60 370 00 | 89 950 00 |
| TOTAL VALUE | \$ 28 720 925 00 | \$ 145 555 276 00 | \$ 3 076 923 00 | \$ 50 248 055 00 | \$ 19 120 859 00 |
| TOTAL VALUE FOR STATE | \$ 27 620 295 00 | \$ 104 641 941 00 | \$ 2 229 756 00 | \$ 49 422 085 00 | \$ 16 520 219 00 |
| STATE TAX | \$ 102 199 82 | \$ 387 213 54 | \$ 8 251 44 | \$ 182 868 76 | \$ 61 132 50 |
| Supplemental Value for Back Years | \$ -1 300 00 | \$ - 0 - | \$ - 0 - | \$ - 0 - | \$ - 0 - |
| Supplemental Tax for Back Years | \$ 6 06 | \$ - 0 - | \$ - 0 - | \$ - 0 - | \$ - 0 - |
| Number Acres | 588 702 00 | 558 574 00 | 117 924 00 | 465 078 00 | 572 000 00 |
| Number Miles Railroads | 53 65 | 94 39 | - 0 - | 16 54 | 5 42 |
| Average Value of Land | 19 00 | 6 50 | 16 00 | 8 00 | 15 00 |
| Rate of County Tax | 95 | 88 | 1 15 | 95 | 1 05 |

TABLE NO. 226
PROPERTY ASSESSED FOR TAXATION AS SHOWN BY 1970 TAX ROLLS

| | STERLING | STONEWALL | SUTTON | SWISHER | TARRANT |
|-----------------------------------|------------------------|-------------------------|-------------------------|-------------------------|---------------------------|
| Land Assessed in Acres | \$ 7 810 657 00 | \$ 2 770 949 00 | \$ 5 728 490 00 | \$ 8 831 026 00 | \$ 114 201 557 00 |
| Town Lots | 364 277 00 | 640 705 00 | 1 217 465 00 | 5 247 755 00 | 663 859 731 00 |
| Personal Property | 799 808 00 | 11 739 762 00 | 1 664 285 00 | 6 107 958 00 | 190 282 459 00 |
| State and National Banks | 119 600 00 | 18 750 00 | 66 500 00 | 373 240 00 | 25 636 829 00 |
| Railroads Assessed in Miles | - 0 - | 13 840 00 | 51 270 00 | 179 230 00 | 3 755 040 00 |
| Rolling Stock | - 0 - | 4 630 00 | 17 050 00 | 42 930 00 | 505 720 00 |
| Intangible Value (Railroads) | - 0 - | 1 730 00 | 6 370 00 | 48 690 00 | 576 310 00 |
| Street Railways and Interurbans | - 0 - | - 0 - | - 0 - | - 0 - | - 0 - |
| Telephone & Telegraph Lines | 41 400 00 | 175 361 00 | 38 180 00 | 820 635 00 | 24 711 700 00 |
| Steam and Other Vessels | - 0 - | - 0 - | - 0 - | - 0 - | - 0 - |
| Pipe Lines | 370 455 00 | 271 260 00 | 1 156 160 00 | 823 220 00 | 3 219 240 00 |
| Intangible Value (Pipe Lines) | 94 820 00 | 141 700 00 | 161 190 00 | 20 720 00 | 295 290 00 |
| Intangible Value (Trucks & Buses) | 47 980 00 | 63 150 00 | 61 940 00 | 55 970 00 | 894 910 00 |
| TOTAL VALUE | \$ 9 648 997 00 | \$ 15 841 837 00 | \$ 10 168 900 00 | \$ 22 551 374 00 | \$1 027 938 786 00 |
| TOTAL VALUE FOR STATE | \$ 9 430 616 00 | \$ 15 217 719 00 | \$ 9 489 510 00 | \$ 19 696 534 00 | \$ 780 280 346 00 |
| STATE TAX | \$ 34 894 00 | \$ 56 308 68 | \$ 35 111 48 | \$ 72 880 70 | \$ 2 887 126 69 |
| Supplemental Value for Back Years | \$ - 0 - | \$ - 0 - | \$ - 0 - | \$ - 0 - | \$ - 0 - |
| Supplemental Tax for Back Years | \$ - 0 - | \$ - 0 - | \$ - 0 - | \$ - 0 - | \$ - 0 - |
| Number Acres | 603 000 00 | 448 132 00 | 926 332 00 | 609 219 00 | 399 079 00 |
| Number Miles Railroads | - 0 - | 3 46 | 12 74 | 32 96 | 254 22 |
| Average Value of Land | 13 00 | 5 00 | 6 00 | 14 00 | 280 00 |
| Rate of County Tax | 95 | 80 | 1 18 | 95 | 88 |

TABLE NO. 226
PROPERTY ASSESSED FOR TAXATION AS SHOWN BY 1970 TAX ROLLS

| | TAYLOR | TERRELL | TERRY | THROCKMORTON | TITUS |
|-----------------------------------|--------------------------|------------------------|-------------------------|-------------------------|-------------------------|
| Land Assessed in Acres | \$ 23 241 066 00 | \$ 5 015 890 00 | \$ 22 141 443 00 | \$ 7 590 161 00 | \$ 8 648 104 00 |
| Town Lots | 87 763 319 00 | 559 960 00 | 16 507 879 00 | 647 445 00 | 5 964 272 00 |
| Personal Property | 16 281 510 00 | 1 880 940 00 | 6 446 687 00 | 1 750 257 00 | 3 905 980 00 |
| State and National Banks | 2 626 060 00 | 20 000 00 | 171 129 00 | 54 800 00 | 358 285 00 |
| Railroads Assessed in Miles | 762 130 00 | 455 330 00 | 207 090 00 | - 0 - | 337 930 00 |
| Rolling Stock | 140 900 00 | 217 040 00 | 45 900 00 | - 0 - | 97 100 00 |
| Intangible Value (Railroads) | 234 350 00 | 276 200 00 | 7 400 00 | - 0 - | 66 170 00 |
| Street Railways and Interurbans | - 0 - | - 0 - | - 0 - | - 0 - | - 0 - |
| Telephone & Telegraph Lines | 4 246 080 00 | 106 490 00 | 294 720 00 | 168 000 00 | 543 390 00 |
| Steam and Other Vessels | - 0 - | - 0 - | - 0 - | - 0 - | - 0 - |
| Pipe Lines | 1 502 750 00 | - 0 - | 1 179 270 00 | 363 280 00 | 519 430 00 |
| Intangible Value (Pipe Lines) | 561 880 00 | - 0 - | 147 140 00 | 105 320 00 | 108 710 00 |
| Intangible Value (Trucks & Buses) | 381 800 00 | 31 550 00 | 82 470 00 | 41 340 00 | 100 160 00 |
| TOTAL VALUE | \$ 137 741 845 00 | \$ 8 563 400 00 | \$ 47 231 128 00 | \$ 10 720 603 00 | \$ 20 649 531 00 |
| TOTAL VALUE FOR STATE | \$ 106 341 646 00 | \$ 8 194 640 00 | \$ 42 296 854 00 | \$ 9 755 989 00 | \$ 14 794 661 00 |
| STATE TAX | \$ 393 486 07 | \$ 30 321 02 | \$ 156 508 20 | \$ 36 097 82 | \$ 54 742 72 |
| Supplemental Value for Back Years | \$ - 0 - | \$ - 0 - | \$ - 0 - | \$ - 0 - | \$ - 0 - |
| Supplemental Tax for Back Years | <u>\$ - 0 -</u> | <u>\$ - 0 -</u> | <u>\$ - 0 -</u> | <u>\$ - 0 -</u> | <u>\$ - 0 -</u> |
| Number Acres | 562 000 00 | 1 500 539 00 | 571 500 00 | 578 995 00 | 247 942 00 |
| Number Miles Railroads | 104 85 | 59 51 | 36 98 | - 0 - | 28 87 |
| Average Value of Land | 29 00 | 4 00 | 38 00 | 7 00 | 32 00 |
| Rate of County Tax | <u>80</u> | <u>95</u> | <u>95</u> | <u>62</u> | <u>95</u> |

TABLE NO. 226
PROPERTY ASSESSED FOR TAXATION AS SHOWN BY 1970 TAX ROLLS

| | TOM GREEN | TRAVIS | TRINITY | TYLER | UPSHUR |
|-----------------------------------|-------------------------|--------------------------|-------------------------|-------------------------|-------------------------|
| Land Assessed in Acres | \$ 22 903 192 00 | \$ 61 264 880 00 | \$ 7 348 296 00 | \$ 19 176 759 00 | \$ 18 890 579 00 |
| Town Lots | 53 266 001 00 | 346 680 670 00 | 66 714 00 | - 0 - | 4 484 712 00 |
| Personal Property | 20 107 675 00 | 75 229 110 00 | 1 493 710 00 | 962 100 00 | 1 927 779 00 |
| State and National Banks | 1 654 570 00 | 8 059 490 00 | 113 391 00 | 91 863 00 | 210 737 00 |
| Railroads Assessed in Miles | 543 880 00 | 795 700 00 | 126 750 00 | 180 580 00 | 402 870 00 |
| Rolling Stock | 99 590 00 | 260 960 00 | 31 930 00 | 137 260 00 | 131 340 00 |
| Intangible Value (Railroads) | 51 150 00 | 70 930 00 | 14 070 00 | 25 560 00 | 120 180 00 |
| Street Railways and Interurbans | - 0 - | - 0 - | - 0 - | - 0 - | - 0 - |
| Telephone & Telegraph Lines | 411 840 00 | 27 130 00 | 31 590 00 | 695 680 00 | 342 940 00 |
| Steam and Other Vessels | - 0 - | - 0 - | - 0 - | - 0 - | - 0 - |
| Pipe Lines | 309 210 00 | 851 230 00 | 608 045 00 | 1 359 450 00 | 461 700 00 |
| Intangible Value (Pipe Lines) | 40 110 00 | 292 940 00 | 412 290 00 | 645 960 00 | 156 990 00 |
| Intangible Value (Trucks & Buses) | 231 660 00 | 352 440 00 | 39 040 00 | 59 330 00 | 76 170 00 |
| TOTAL VALUE | \$ 99 618 878 00 | \$ 493 885 480 00 | \$ 10 285 826 00 | \$ 23 334 542 00 | \$ 27 205 997 00 |
| TOTAL VALUE FOR STATE | \$ 74 700 937 00 | \$ 389 395 330 00 | \$ 8 668 811 00 | \$ 20 521 634 00 | \$ 18 404 386 00 |
| STATE TAX | \$ 276 413 15 | \$ 1 440 913 73 | \$ 32 077 01 | \$ 76 014 53 | \$ 68 074 44 |
| Supplemental Value for Back Years | \$ - 0 - | \$ - 0 - | \$ - 0 - | \$ - 0 - | \$ - 0 - |
| Supplemental Tax for Back Years | \$ - 0 - | \$ - 0 - | \$ - 0 - | \$ - 0 - | \$ - 0 - |
| Number Acres | 918 952 00 | 558 547 00 | 259 718 00 | 688 120 00 | 389 603 00 |
| Number Miles Railroads | 74 42 | 87 48 | 15 86 | 37 60 | 40 27 |
| Average Value of Land | 22 00 | 109 00 | 28 00 | 28 00 | 65 00 |
| Rate of County Tax | 94 | 95 | 1 00 | 80 | 90 |

TABLE NO. 226
PROPERTY ASSESSED FOR TAXATION AS SHOWN BY 1970 TAX ROLLS

| | UPTON | UVALDE | VAL VERDE | VAN ZANDT | VICTORIA |
|--|-------------------------|-------------------------|-------------------------|-------------------------|--------------------------|
| Land Assessed in Acres | \$ 44 083 853 00 | \$ 9 693 956 00 | \$ 8 749 755 00 | \$ 41 529 940 00 | \$ 33 033 810 00 |
| Town Lots | - 0 - | 10 290 353 00 | 12 574 381 00 | 3 663 388 00 | 23 853 880 00 |
| Personal Property | 3 665 154 00 | 7 121 587 00 | 4 672 445 00 | 8 144 215 00 | 27 267 670 00 |
| State and National Banks | 52 500 00 | 652 386 00 | 467 080 00 | 752 009 00 | 4 495 560 00 |
| Railroads Assessed in Miles | 134 240 00 | 618 314 00 | 1 209 080 00 | 265 480 00 | 726 690 00 |
| Rolling Stock | 44 460 00 | 196 460 00 | 326 460 00 | 63 430 00 | 305 930 00 |
| Intangible Value (Railroads) | 16 610 00 | 237 010 00 | 424 440 00 | 168 000 00 | 98 770 00 |
| Street Railways and Interurbans | - 0 - | - 0 - | - 0 - | - 0 - | - 0 - |
| Telephone & Telegraph Lines | 664 365 00 | 77 533 00 | 219 990 00 | 392 475 00 | 9 246 070 00 |
| Steam and Other Vessels | - 0 - | - 0 - | - 0 - | - 0 - | - 0 - |
| Pipe Lines | 3 541 900 00 | 1 450 294 00 | 80 600 00 | 822 810 00 | 4 112 350 00 |
| Intangible Value (Pipe Lines) | 860 460 00 | 237 010 00 | - 0 - | 359 050 00 | 283 490 00 |
| Intangible Value (Trucks & Buses) | 114 720 00 | 51 140 00 | 77 030 00 | 131 160 00 | 209 220 00 |
| TOTAL VALUE | \$ 53 178 262 00 | \$ 30 626 043 00 | \$ 28 801 261 00 | \$ 56 291 957 00 | \$ 103 633 440 00 |
| TOTAL VALUE FOR STATE | \$ 52 194 167 00 | \$ 26 468 522 00 | \$ 23 005 031 00 | \$ 50 624 032 00 | \$ 87 195 120 00 |
| STATE TAX | \$ 193 133 95 | \$ 97 938 27 | \$ 85 131 34 | \$ 187 310 57 | \$ 322 635 10 |
| Supplemental Value for Back Years | \$ - 0 - | \$ - 0 - | \$ 20 130 00 | \$ - 0 - | \$ - 0 - |
| Supplemental Tax for Back Years | \$ - 0 - | \$ - 0 - | \$ 80 15 | \$ - 0 - | \$ - 0 - |
| Number Acres | 799 298 00 | 774 035 00 | 199 953 00 | 698 735 00 | 526 575 00 |
| Number Miles Railroads | 33 67 | 60 87 | 89 51 | 28 19 | 102 81 |
| Average Value of Land | 55 00 | 9 00 | 6 00 | 54 00 | 30 00 |
| Rate of County Tax | 95 | 80 | 80 | 1 13 | 90 |

TABLE NO. 226
PROPERTY ASSESSED FOR TAXATION AS SHOWN BY 1970 TAX ROLLS

| | WALKER | WALLER | WARD | WASHINGTON | WEBB |
|-----------------------------------|-------------------------|-------------------------|-------------------------|-------------------------|--------------------------|
| Land Assessed in Acres | \$ 26 698 616 00 | \$ 44 980 660 00 | \$ 52 295 697 00 | \$ 9 217 050 00 | \$ 31 582 608 00 |
| Town Lots | 1 304 230 00 | 2 977 310 00 | 6 765 096 00 | 6 400 100 00 | 60 429 527 00 |
| Personal Property | 1 729 650 00 | 1 351 080 00 | 10 268 875 00 | 6 132 410 00 | 16 870 215 00 |
| State and National Banks | 1 058 498 00 | 253 550 00 | 146 000 00 | 387 920 00 | 2 010 286 00 |
| Railroads Assessed in Miles | 320 040 00 | 229 400 00 | 354 150 00 | 277 020 00 | 628 760 00 |
| Rolling Stock | 67 270 00 | 91 060 00 | 101 350 00 | 105 920 00 | 268 567 00 |
| Intangible Value (Railroads) | 26 690 00 | 76 770 00 | 222 380 00 | 81 380 00 | 135 090 00 |
| Street Railways and Interurbans | - 0 - | - 0 - | - 0 - | - 0 - | - 0 - |
| Telephone & Telegraph Lines | 1 072 725 00 | 450 190 00 | 169 440 00 | 602 770 00 | 2 673 060 00 |
| Steam and Other Vessels | - 0 - | - 0 - | - 0 - | - 0 - | - 0 - |
| Pipe Lines | 535 610 00 | 1 328 720 00 | 1 673 040 00 | 167 690 00 | 2 651 670 00 |
| Intangible Value (Pipe Lines) | 132 460 00 | 200 120 00 | 332 760 00 | - 0 - | 71 500 00 |
| Intangible Value (Trucks & Buses) | 239 360 00 | 149 460 00 | 178 880 00 | 88 110 00 | 130 300 00 |
| TOTAL VALUE | \$ 33 185 149 00 | \$ 52 088 320 00 | \$ 72 507 668 00 | \$ 23 460 370 00 | \$ 117 451 583 00 |
| TOTAL VALUE FOR STATE | \$ 26 843 878 00 | \$ 49 659 000 00 | \$ 69 067 191 00 | \$ 16 837 850 00 | \$ 97 312 618 00 |
| STATE TAX | \$ 99 330 81 | \$ 183 742 29 | \$ 255 554 49 | \$ 62 306 79 | \$ 360 063 49 |
| Supplemental Value for Back Years | \$ - 0 - | \$ - 0 - | \$ - 0 - | \$ - 0 - | \$ - 0 - |
| Supplemental Tax for Back Years | \$ - 0 - | \$ - 0 - | \$ - 0 - | \$ - 0 - | \$ - 0 - |
| Number Acres | 571 143 00 | 318 494 00 | 343 554 00 | 373 761 00 | 2 149 533 00 |
| Number Miles Railroads | 37 99 | 33 46 | 50 44 | 41 42 | 37 95 |
| Average Value of Land | 45 00 | 13 50 | 13 50 | 24 50 | 8 00 |
| Rate of County Tax | 95 | 80 | 1 15 | 90 | 1 15 |

TABLE NO. 226
PROPERTY ASSESSED FOR TAXATION AS SHOWN BY 1970 TAX ROLLS

| | WHARTON | WHEELER | WICHITA | WILBARGER | WILLACY |
|-----------------------------------|-------------------------|-------------------------|-------------------------|-------------------------|-------------------------|
| Land Assessed in Acres | \$ 22 283 340 00 | \$ 7 348 269 00 | \$ 38 122 570 00 | \$ 19 838 555 00 | \$ 37 691 486 00 |
| Town Lots | 6 088 840 00 | 3 144 471 00 | 99 544 050 00 | 12 319 371 00 | - 0 - |
| Personal Property | 40 371 730 00 | 2 436 639 00 | 37 222 000 00 | 6 319 087 00 | 118 470 00 |
| State and National Banks | 870 000 00 | 60 634 00 | 6 111 950 00 | 364 720 00 | 183 820 00 |
| Railroads Assessed in Miles | 735 710 00 | 463 360 00 | 528 680 00 | 517 750 00 | 114 900 00 |
| Rolling Stock | 311 240 00 | 80 790 00 | 81 510 00 | 41 410 00 | 64 160 00 |
| Intangible Value (Railroads) | 160 490 00 | 7 020 00 | 80 290 00 | 78 700 00 | 24 970 00 |
| Street Railways and Interurbans | - 0 - | - 0 - | - 0 - | - 0 - | - 0 - |
| Telephone & Telegraph Lines | 1 851 980 00 | 588 300 00 | 73 190 00 | 22 840 00 | 282 990 00 |
| Steam and Other Vessels | - 0 - | - 0 - | - 0 - | - 0 - | - 0 - |
| Pipe Lines | 6 759 080 00 | 895 290 00 | 1 045 300 00 | 107 800 00 | 771 630 00 |
| Intangible Value (Pipe Lines) | 163 950 00 | 54 420 00 | 334 300 00 | 47 040 00 | - 0 - |
| Intangible Value (Trucks & Buses) | 190 290 00 | 204 670 00 | 308 330 00 | 135 610 00 | 65 150 00 |
| TOTAL VALUE | \$ 79 786 650 00 | \$ 15 373 863 00 | \$183 452 170 00 | \$ 39 792 883 00 | \$ 39 317 576 00 |
| TOTAL VALUE FOR STATE | \$ 73 685 690 00 | \$ 13 802 292 00 | \$143 442 450 00 | \$ 32 088 813 00 | \$ 35 769 557 00 |
| STATE TAX | \$ 272 660 05 | \$ 51 072 58 | \$ 530 738 71 | \$ 118 732 32 | \$ 132 349 23 |
| Supplemental Value for Back Years | \$ - 0 - | \$ - 0 - | \$ - 0 - | \$ - 0 - | \$ - 0 - |
| Supplemental Tax for Back Years | \$ - 0 - | \$ - 0 - | \$ - 0 - | \$ - 0 - | \$ - 0 - |
| Number Acres | 749 636 00 | 569 428 00 | 574 779 00 | 620 900 00 | 379 582 00 |
| Number Miles Railroads | 112 75 | 88 28 | 64 13 | 46 11 | 31 87 |
| Average Value of Land | 15 00 | 5 00 | 65 00 | 17 00 | 42 00 |
| Rate of County Tax | 1 13 | 95 | 1 05 | 95 | 80 |

TABLE NO. 226
PROPERTY ASSESSED FOR TAXATION AS SHOWN BY 1970 TAX ROLLS

| | WILLIAMSON | WILSON | WINKLER | WISE | WOOD |
|-----------------------------------|-------------------------|-------------------------|-------------------------|-------------------------|-------------------------|
| Land Assessed in Acres | \$ 19 025 875 00 | \$ 11 937 530 00 | \$ 54 270 854 00 | \$ 7 931 142 00 | \$ 58 354 830 00 |
| Town Lots | 13 909 832 00 | 2 236 610 00 | 3 083 585 00 | 4 556 320 00 | 4 008 510 00 |
| Personal Property | 10 689 788 00 | 3 560 540 00 | 6 658 575 00 | 24 398 269 00 | 4 862 170 00 |
| State and National Banks | 750 000 00 | 394 700 00 | 32 500 00 | 479 970 00 | 239 960 00 |
| Railroads Assessed in Miles | 891 940 00 | 211 740 00 | 108 180 00 | 790 660 00 | 317 240 00 |
| Rolling Stock | 321 850 00 | 136 170 00 | 13 590 00 | 115 140 00 | 67 220 00 |
| Intangible Value (Railroads) | 118 210 00 | 44 580 00 | 70 670 00 | 105 030 00 | 187 750 00 |
| Street Railways and Interurbans | - 0 - | - 0 - | - 0 - | - 0 - | - 0 - |
| Telephone & Telegraph Lines | 301 090 00 | 671 460 00 | 256 550 00 | 210 620 00 | 258 470 00 |
| Steam and Other Vessels | - 0 - | - 0 - | - 0 - | - 0 - | - 0 - |
| Pipe Lines | 86 165 00 | 1 095 080 00 | 3 811 310 00 | 375 850 00 | 995 310 00 |
| Intangible Value (Pipe Lines) | 5 680 00 | 24 730 00 | 854 770 00 | 179 330 00 | 299 550 00 |
| Intangible Value (Trucks & Buses) | <u>245 760 00</u> | <u>86 610 00</u> | <u>122 780 00</u> | <u>196 690 00</u> | <u>102 030 00</u> |
| TOTAL VALUE | \$ 46 346 190 00 | \$ 20 399 750 00 | \$ 69 283 364 00 | \$ 39 339 021 00 | \$ 69 693 040 00 |
| TOTAL VALUE FOR STATE | \$ 32 643 790 00 | \$ 15 698 540 00 | \$ 67 539 139 00 | \$ 33 638 784 00 | \$ 65 108 080 00 |
| STATE TAX | \$ 120 785 00 | \$ 58 088 05 | \$ 249 898 94 | \$ 124 475 03 | \$ 240 902 99 |
| Supplemental Value for Back Years | \$ - 0 - | \$ - 0 - | \$ - 0 - | \$ - 0 - | \$ - 0 - |
| Supplemental Tax for Back Years | \$ - 0 - | \$ - 0 - | \$ - 0 - | \$ - 0 - | \$ - 0 - |
| Number Acres | <u>702 254 00</u> | <u>508 647 00</u> | <u>396 647 00</u> | <u>534 746 00</u> | <u>424 323 00</u> |
| Number Miles Railroads | 122 94 | 37 30 | 27 17 | 127 33 | 31 71 |
| Average Value of Land | 27 00 | 23 00 | 13 00 | 14 00 | 14 00 |
| Rate of County Tax | <u>90</u> | <u>90</u> | <u>95</u> | <u>80</u> | <u>80</u> |

TABLE NO. 226
PROPERTY ASSESSED FOR TAXATION AS SHOWN BY 1970 TAX ROLLS

| | YOAKUM | YOUNG | ZAPATA | ZAVALA | GRAND TOTAL |
|-----------------------------------|--------------------------|-------------------------|-------------------------|-------------------------|-----------------------------|
| Land Assessed in Acres | \$ 106 789 580 00 | \$ 9 609 425 00 | \$ 4 844 340 00 | \$ 8 161 240 00 | \$ 7 925 932 028 00 |
| Town Lots | 2 118 495 00 | 7 115 270 00 | 3 290 400 00 | 2 446 350 00 | 8 192 943 588 00 |
| Personal Property | 4 245 530 00 | 12 671 450 00 | 7 298 000 00 | 3 014 660 00 | 3 996 729 956 00 |
| State and National Banks | - 0 - | 767 500 00 | 96 350 00 | 40 200 00 | 362 468 513 00 |
| Railroads Assessed in Miles | - 0 - | 8 580 00 | - 0 - | 171 590 00 | 125 798 085 00 |
| Rolling Stock | - 0 - | 8 430 00 | - 0 - | 73 210 00 | 30 900 050 00 |
| Intangible Value (Railroads) | - 0 - | 110 00 | - 0 - | 30 260 00 | 27 768 580 00 |
| Street Railways and Interurbans | - 0 - | - 0 - | - 0 - | - 0 - | - 0 - |
| Telephone & Telegraph Lines | 35 450 00 | 967 825 00 | 598 130 00 | 105 800 00 | 334 145 779 00 |
| Steam and Other Vessels | - 0 - | - 0 - | - 0 - | - 0 - | 8 261 973 00 |
| Pipe Lines | 1 390 350 00 | 722 470 00 | 823 540 00 | 458 700 00 | 393 202 939 00 |
| Intangible Value (Pipe Lines) | 404 620 00 | 270 230 00 | 5 900 00 | 18 850 00 | 56 415 760 00 |
| Intangible Value (Trucks & Buses) | 65 840 00 | 61 660 00 | 29 400 00 | 16 200 00 | 38 309 400 00 |
| TOTAL VALUE | \$ 115 049 865 00 | \$ 32 202 950 00 | \$ 16 986 060 00 | \$ 14 537 060 00 | \$ 21 492 876 651 00 |
| TOTAL VALUE FOR STATE | \$ 113 361 400 00 | \$ 27 545 895 00 | \$ 16 437 840 00 | \$ 13 261 320 00 | \$ 18 220 192 600 00 |
| STATE TAX | \$ 419 438 52 | \$ 101 917 59 | \$ 60 824 43 | \$ 49 072 38 | \$ 67 455 626 35 |
| Supplemental Value for Back Years | \$ - 0 - | \$ - 0 - | \$ - 0 - | \$ - 0 - | \$ 3 641 586 00 |
| Supplemental Tax for Back Years | \$ - 0 - | \$ - 0 - | \$ - 0 - | \$ - 0 - | \$ 14 068 78 |
| Number Acres | 419 307 00 | 570 000 00 | 291 850 00 | 992 059 00 | 154 318 712 00 |
| Number Miles Railroads | - 0 - | 28 07 | - 0 - | 36 35 | 14 292 66 |
| Average Value of Land | 23 00 | 16 00 | 8 00 | 9 50 | - 0 - |
| Rate of County Tax | 73 | 95 | 1 25 | 1 14 | - 0 - |

TABLE NO. 227
SUMMARY OF PROPERTY AND VALUES THEREOF IN THE STATE OF TEXAS SHOWN BY
THE ASSESSMENTS FOR 1969 AS COMPARED WITH ASSESSMENTS FOR 1970

| | 1969 | | 1970 | | INCREASE/DECREASE* | |
|-----------------------------------|----------------|--------------------------|----------------|--------------------------------|--------------------|-------------------------|
| | NUMBER | VALUE | NUMBER | VALUE | NUMBER | VALUE |
| Land Assessed in Acres | 162 342 002 00 | \$ 7 349 173 046 | 154 318 712 00 | \$ 7 925 932 028 | 8 023 290* | \$ 576 758 982 |
| Town Lots | - 0 - | 7 360 574 016 | - 0 - | 8 192 943 588 | - 0 - | 832 369 572 |
| Personal Property | - 0 - | 3 561 609 384 | - 0 - | 3 996 729 956 | - 0 - | 435 120 572 |
| State and National Banks | - 0 - | 336 048 780 | - 0 - | 362 468 513 | - 0 - | 26 419 733 |
| Railroads Assessed in Miles | 14 244 42 | 122 881 471 | 14 292 66 | 125 798 085 | 48 24 | 2 916 614 |
| Rolling Stock | - 0 - | 30 444 589 | - 0 - | 30 900 050 | - 0 - | 455 461 |
| Intangible Value (Railroads) | - 0 - | 28 612 400 | - 0 - | 27 768 580 | - 0 - | 843 820* |
| Street Railways and Interurbans | - 0 - | 44 000 | - 0 - | - 0 - | - 0 - | 44 000* |
| Telephone and Telegraph Lines | - 0 - | 354 371 736 | - 0 - | 334 145 779 | - 0 - | 20 225 957* |
| Steam and Other Vessels | - 0 - | 7 825 295 | - 0 - | 8 261 973 | - 0 - | 436 678 |
| Pipe Lines | - 0 - | 359 666 104 | - 0 - | 393 202 939 | - 0 - | 33 536 835 |
| Intangible Value (Pipe Lines) | - 0 - | 60 961 690 | - 0 - | 56 415 760 | - 0 - | 4 545 930* |
| Intangible Value (Trucks & Buses) | - 0 - | <u>35 343 950</u> | - 0 - | <u>38 309 400</u> | - 0 - | <u>2 965 450</u> |
| TOTAL | | \$ 19 607 556 461 | | \$ 21 492 876 651 | | \$ 1 885 320 190 |
| LESS 1969 VALUES | | | | <u>19 607 556 461</u> | | |
| NET INCREASE | | | | <u>\$ 1 885 320 190</u> | | |
| TOTAL VALUE FOR STATE 1970 | | | | \$ 18 220 192 600 | | |
| TOTAL VALUE FOR STATE 1969 | | | | <u>\$ 16 424 856 807</u> | | |
| NET INCREASE | | | | <u><u>\$ 1 795 335 793</u></u> | | |

TABLE NO. 228
STATEMENT OF ASSESSMENTS AGAINST RAILROADS AND BRIDGES
AS SHOWN BY 1970 TAX ROLLS

| | Real Estate | Road Bed and Appurtenances | Rolling Stock | Intangible Assets | Personal Property | Total Value |
|--|--------------|----------------------------|----------------|-------------------|-------------------|----------------|
| RAILROADS | Value | No. of Miles | Value | Value | Value | Value |
| Abilene & Southern Ry. Co. | | | | | | |
| Jones | \$ 240 | - 0 - | \$ - 0 - | \$ - 0 - | \$ - 0 - | \$ 240 |
| Runnels | - 0 - | 25 92 | 58 320 | 12 960 | - 0 - | 71 280 |
| Taylor | - 0 - | 28 80 | 102 340 | 14 400 | - 0 - | 116 740 |
| Total | 240 | 54 72 | 160 660 | 27 360 | - 0 - | 188 260 |
| Angelina & Neches River | | | | | | |
| Angelina | 4 050 | 9 99 | 55 000 | 18 790 | 194 900 | - 0 - |
| Nacogdoches | 1 890 | - 0 - | - 0 - | - 0 - | - 0 - | - 0 - |
| Total | 5 940 | 9 99 | 55 000 | 18 790 | 194 900 | - 0 - |
| Atchison, Topeka & Santa Fe | | | | | | |
| Austin | 1 070 | 50 35 | 543 890 | 67 380 | 105 150 | - 0 - |
| Bailey | - 0 - | 19 68 | 137 760 | 26 340 | 49 240 | - 0 - |
| Bell | - 0 - | 57 01 | 1 236 340 | 76 290 | 142 640 | - 0 - |
| Bosque | - 0 - | 38 93 | 330 900 | 52 100 | 97 400 | - 0 - |
| Brazoria | - 0 - | 28 59 | 285 900 | 38 260 | 71 530 | - 0 - |
| Brazos | - 0 - | 11 69 | 81 600 | 15 640 | 20 460 | - 0 - |
| Brewster | - 0 - | 28 34 | 117 390 | 37 920 | 14 170 | - 0 - |
| Brown | - 0 - | 44 11 | 389 740 | 59 030 | 95 470 | - 0 - |
| Burleson | - 0 - | 43 28 | 389 540 | 97 920 | 97 250 | 1 561 |
| Carson | 530 | 69 11 | 545 680 | 92 480 | 267 010 | - 0 - |
| Castro | - 0 - | 2 48 | 19 440 | 3 320 | 17 360 | - 0 - |
| Cochran | - 0 - | 24 77 | 111 510 | 33 150 | 4 950 | - 0 - |
| Coke | - 0 - | 28 01 | 112 040 | 37 480 | 14 010 | - 0 - |
| Coleman | - 0 - | 64 13 | 470 860 | 85 820 | 138 770 | - 0 - |
| Collin | - 0 - | 31 45 | 190 620 | 42 090 | 30 460 | - 0 - |
| Colorado | - 0 - | 24 67 | 123 790 | 33 010 | 12 340 | - 0 - |
| Comanche | - 0 - | 28 52 | 203 920 | 38 170 | - 0 - | - 0 - |
| Concho | - 0 - | 20 84 | 83 360 | 27 890 | 10 420 | - 0 - |
| Cooke | - 0 - | 21 88 | 260 370 | 29 280 | 54 740 | - 0 - |
| Coryell | - 0 - | 10 06 | 85 510 | 13 460 | 25 170 | - 0 - |
| Crane | - 0 - | 3 75 | 15 000 | 5 020 | 1 880 | - 0 - |
| Crockett | - 0 - | 49 | 2 700 | 660 | 250 | - 0 - |
| Crosby | - 0 - | 20 41 | 54 815 | 27 310 | 4 080 | - 0 - |
| Culberson | - 0 - | 23 54 | 249 650 | 31 500 | 23 540 | - 0 - |
| Dallam | - 0 - | 7 01 | 31 460 | 9 380 | 7 010 | - 0 - |
| Dallas | 3 110 | 59 66 | 903 530 | 67 930 | 78 980 | 2 010 |
| Dawson | - 0 - | 17 60 | 110 000 | 23 550 | 3 520 | - 0 - |

TABLE NO. 228
STATEMENT OF ASSESSMENTS AGAINST RAILROADS AND BRIDGES
AS SHOWN BY 1970 TAX ROLLS
(Continued)

TAXES

| | State | County | Special | District Schools | Total |
|--|-----------------|-----------------|---------------|---------------------|-----------------|
| Abilene & Southern Ry. Co. | | | | | |
| Jones | \$ 89 | \$ 1 92 | \$ - 0 - | \$ - 0 - | \$ 2 81 |
| Runnels | 263 74 | 677 16 | 84 98 | - 0 - | 1 025 88 |
| Taylor | 431 94 | 933 92 | 154 13 | 804 00 | 2 323 99 |
| Total | 696 57 | 1 613 00 | 239 11 | 804 00 | 3 352 68 |
| Angelina & Neches River | | | | | |
| Angelina | 1 009 14 | 2 727 40 | 336 59 | - 0 - | 4 073 13 |
| Nacogdoches | 6 99 | 17 96 | 5 67 | 3 57 | 34 19 |
| Total | 1 016 13 | 2 745 36 | 342 26 | 3 57 | 4 107 32 |
| Atchison, Topeka & Santa Fe | | | | | |
| Austin | 2 654 72 | 5 739 92 | 3 228 75 | - 0 - | 11 623 39 |
| Bailey | 789 36 | 2 026 73 | 482 16 | - 0 - | 3 298 25 |
| Bell | 5 384 50 | 11 642 16 | 2 430 62 | 860 40 | 20 317 68 |
| Bosque | 1 777 48 | 3 843 20 | - 0 - | 3 176 55 | 8 797 23 |
| Brazoria | 1 464 05 | 4 154 75 | 2 994 07 | - 0 - | 8 612 87 |
| Brazos | 435 49 | 1 235 85 | 1 110 25 | - 0 - | 2 781 59 |
| Brewster | 627 08 | 1 355 84 | - 0 - | - 0 - | 1 982 92 |
| Brown | 2 013 69 | 4 353 92 | 1 632 72 | 7 203 51 | 15 203 84 |
| Burleson | 2 021 20 | 6 282 12 | 1 638 81 | - 0 - | 9 942 13 |
| Carson | 3 351 09 | 8 604 15 | 2 980 83 | - 0 - | 14 936 07 |
| Castro | 148 44 | 381 14 | 246 72 | - 0 - | 776 30 |
| Cochran | 553 56 | 1 196 88 | 1 100 27 | - 0 - | 2 850 71 |
| Coke | 605 06 | 1 553 54 | 1 330 89 | - 0 - | 3 489 49 |
| Coleman | 2 573 17 | 5 563 60 | 1 412 58 | 10 306 87 | 19 856 22 |
| Collin | 973 73 | 2 500 12 | 789 51 | 131 59 | 4 394 95 |
| Colorado | 625 82 | 1 183 98 | 507 42 | - 0 - | 2 317 22 |
| Comanche | 895 73 | 1 936 72 | 726 27 | - 0 - | 3 558 72 |
| Concho | 450 18 | 1 155 87 | 365 01 | - 0 - | 1 971 06 |
| Cooke | 1 274 25 | 2 824 01 | 987 74 | 376 88 | 5 462 88 |
| Coryell | 459 32 | 1 179 33 | - 0 - | - 0 - | 1 638 65 |
| Crane | 81 03 | 208 05 | 65 70 | - 0 - | 354 78 |
| Crockett | 13 36 | 32 85 | 10 83 | 39 15 | 96 19 |
| Crosby | 318 97 | 818 95 | 339 51 | - 0 - | 1 477 43 |
| Culberson | 1 127 35 | 2 894 56 | 914 07 | - 0 - | 4 935 98 |
| Dallam | 177 05 | 574 20 | - 0 - | - 0 - | 751 25 |
| Dallas | 3 905 58 | 10 454 23 | 8 177 85 | - 0 - | 22 537 66 |
| Dawson | 507 16 | 1 288 46 | 411 21 | - 0 - | 2 206 83 |

TABLE NO. 228
STATEMENT OF ASSESSMENTS AGAINST RAILROADS AND BRIDGES
AS SHOWN BY 1970 TAX ROLLS

| RAILROADS | Real Estate | Road Bed and Appurtenances | Rolling Stock | Intangible Assets | Personal Property | Total Value | |
|---|-------------|----------------------------|---------------|-------------------|-------------------|-------------|------------|
| | Value | No. of Miles | Value | Value | Value | Value | |
| Atchison, Topeka & Santa Fe (Continued) | | | | | | | |
| Deaf Smith | \$ - 0 - | 22.01 | \$ 313 010 | \$ 29 450 | \$ 154 070 | \$ - 0 - | \$ 496 530 |
| Delta | - 0 - | 7.67 | 52 475 | 10 260 | 5 750 | - 0 - | 68 485 |
| Denton | 20 | 64.71 | 555 800 | 86 600 | 137 980 | - 0 - | 780 400 |
| Ellis | - 0 - | 10.96 | 87 680 | 14 670 | 19 180 | - 0 - | 121 530 |
| Erath | - 0 - | 37.81 | 226 860 | 50 600 | 56 720 | - 0 - | 334 180 |
| Fannin | - 0 - | 10.23 | 75 500 | 13 690 | 7 670 | - 0 - | 96 860 |
| Fisher | - 0 - | 43.84 | 253 080 | 58 670 | 52 950 | - 0 - | 364 700 |
| Floyd | - 0 - | 19.19 | 96 890 | 25 680 | 9 600 | - 0 - | 132 170 |
| Foard | - 0 - | 21.76 | 108 800 | 29 120 | 10 880 | - 0 - | 148 800 |
| Ft. Bend | - 0 - | 62.56 | 472 910 | 82 180 | 106 320 | 2 030 | 663 440 |
| Gaines | - 0 - | 2.85 | 16 730 | 3 810 | 570 | - 0 - | 21 110 |
| Galveston | 10 | 23.46 | 698 845 | 31 210 | 58 350 | - 0 - | 788 415 |
| Garza | - 0 - | 40.29 | 319 280 | 53 920 | 100 800 | - 0 - | 474 000 |
| Gray | - 0 - | 43.58 | 436 370 | 58 320 | 137 110 | - 0 - | 631 800 |
| Gregg | - 0 - | 3.82 | 34 420 | 5 110 | 2 870 | - 0 - | 42 400 |
| Grimes | - 0 - | 20.78 | 163 650 | 27 810 | 36 370 | - 0 - | 227 830 |
| Hale | - 0 - | 46.02 | 393 630 | 61 580 | 61 190 | - 0 - | 516 400 |
| Hansford | 4 130 | 26.40 | 120 160 | 35 320 | 13 200 | - 0 - | 172 810 |
| Hardeman | - 0 - | 19.08 | 95 450 | 25 530 | 9 540 | - 0 - | 130 520 |
| Hardin | - 0 - | 51.22 | 436 420 | 68 540 | 72 360 | - 0 - | 577 320 |
| Harris | - 0 - | 23.62 | 449 110 | 16 730 | 31 270 | 2 030 | 499 140 |
| Harrison | - 0 - | 8.77 | 58 050 | 11 740 | 6 580 | - 0 - | 76 370 |
| Haskell | - 0 - | 28.99 | 115 960 | 38 790 | 14 500 | - 0 - | 169 250 |
| Hemphill | - 0 - | 34.82 | 312 060 | 46 600 | 222 140 | - 0 - | 580 800 |
| Hill | - 0 - | 9.64 | 103 475 | 12 900 | 24 120 | - 0 - | 140 495 |
| Hockley | - 0 - | 55.25 | 131 340 | 61 750 | 27 000 | - 0 - | 220 090 |
| Hood | - 0 - | 31.57 | 189 420 | 42 250 | 47 340 | - 0 - | 279 010 |
| Hunt | - 0 - | 20.47 | 127 570 | 27 390 | 15 350 | - 0 - | 170 310 |
| Hutchinson | - 0 - | 6.96 | 108 780 | 9 310 | 6 630 | - 0 - | 124 720 |
| Irion | - 0 - | 41.73 | 166 920 | 55 840 | 20 870 | - 0 - | 243 630 |
| Jasper | - 0 - | 64.89 | 476 620 | 86 840 | 48 300 | - 0 - | 611 760 |
| Jefferson | 620 | 8.06 | 175 030 | 10 790 | 6 050 | - 0 - | 192 490 |
| Johnson | - 0 - | 64.16 | 1 029 830 | 90 270 | 112 440 | - 0 - | 1 232 540 |
| Jones | - 0 - | 10.89 | 49 010 | 14 570 | 5 450 | - 0 - | 69 030 |
| Knox | 1 020 | 31.33 | 144 120 | 41 930 | 15 670 | - 0 - | 202 740 |
| Lamar | - 0 - | 15.92 | 121 790 | 21 300 | 11 940 | - 0 - | 155 030 |
| Lamb | 2 970 | 32.80 | 216 480 | 43 890 | 82 060 | - 0 - | 345 400 |
| Lampasas | 4 350 | 54.36 | 437 950 | 72 750 | 109 490 | - 0 - | 624 540 |

TABLE NO. 228
STATEMENT OF ASSESSMENTS AGAINST RAILROADS AND BRIDGES
AS SHOWN BY 1970 TAX ROLLS
(Continued)

TAXES

| | State | County | Special | District Schools | Total |
|---|-------------|-------------|-----------|---------------------|-------------|
| Atchison, Topeka & Santa Fe (Continued) | | | | | |
| Deaf Smith | \$ 1 837 17 | \$ 4 717 05 | \$ 950 96 | \$ - 0 - | \$ 7 505 18 |
| Delta | 253 38 | 821 82 | 205 46 | - 0 - | 1 280 66 |
| Denton | 2 887 48 | 7 413 80 | 86 86 | 2 528 55 | 12 916 69 |
| Ellis | 449 66 | 364 59 | 972 24 | 368 26 | 2 154 75 |
| Erath | 1 236 46 | 2 673 44 | 1 002 54 | 527 40 | 5 439 84 |
| Fannin | 358 38 | 1 075 15 | - 0 - | - 0 - | 1 433 53 |
| Fisher | 1 349 39 | 3 464 65 | - 0 - | - 0 - | 4 814 04 |
| Floyd | 489 03 | 1 784 30 | 355 58 | - 0 - | 2 628 91 |
| Foard | 550 56 | 1 190 40 | 163 20 | - 0 - | 1 904 16 |
| Ft. Bend | 2 454 73 | 6 302 68 | 4 159 37 | - 0 - | 12 916 78 |
| Gaines | 78 11 | 211 10 | 130 25 | - 0 - | 419 46 |
| Galveston | 2 917 14 | 8 225 21 | 3 357 38 | 849 84 | 15 349 57 |
| Garza | 1 753 80 | 3 792 00 | 933 00 | 1 051 50 | 7 530 30 |
| Gray | 2 337 66 | 5 708 96 | 2 096 48 | - 0 - | 10 143 10 |
| Gregg | 156 88 | 402 81 | 127 20 | - 0 - | 686 89 |
| Grimes | 842 98 | 2 733 96 | - 0 - | - 0 - | 3 576 94 |
| Hale | 1 910 68 | 4 905 80 | 774 60 | - 0 - | 7 591 08 |
| Hansford | 639 40 | 1 728 10 | 580 58 | - 0 - | 2 948 08 |
| Hardeman | 482 92 | 1 239 94 | 261 04 | - 0 - | 1 983 90 |
| Hardin | 2 136 08 | 6 927 84 | - 0 - | - 0 - | 9 063 92 |
| Harris | 1 846 82 | 9 669 45 | - 0 - | - 0 - | 11 516 27 |
| Harrison | 282 57 | 725 52 | - 0 - | - 0 - | 1 008 09 |
| Haskell | 626 23 | 1 354 00 | 1 029 57 | - 0 - | 3 009 80 |
| Hemphill | 2 148 96 | 4 646 40 | 580 80 | 320 60 | 7 696 76 |
| Hill | 519 83 | 1 123 96 | 450 22 | - 0 - | 2 094 01 |
| Hockley | 814 32 | 2 090 86 | 753 23 | 386 18 | 4 044 59 |
| Hood | 1 033 45 | 2 737 24 | 1 061 38 | 353 28 | 5 185 35 |
| Hunt | 630 15 | 1 617 95 | 596 09 | - 0 - | 2 844 19 |
| Hutchinson | 461 46 | 1 184 84 | 376 09 | - 0 - | 2 022 39 |
| Irion | 901 43 | 2 314 49 | 730 89 | - 0 - | 3 946 81 |
| Jasper | 2 263 51 | 4 894 08 | 2 887 80 | 1 133 02 | 11 178 41 |
| Jefferson | 712 21 | 2 386 88 | 1 718 59 | - 0 - | 4 817 68 |
| Johnson | 4 560 40 | 11 709 13 | 4 006 57 | 2 256 30 | 22 532 40 |
| Jones | 255 42 | 552 24 | - 0 - | - 0 - | 807 66 |
| Knox | 750 14 | 1 926 03 | 1 364 61 | - 0 - | 4 040 78 |
| Lamar | 573 61 | 1 829 35 | - 0 - | 2 060 73 | 4 463 69 |
| Lamb | 1 277 98 | 2 763 20 | 438 91 | - 0 - | 4 480 09 |
| Lampasas | 2 310 80 | 4 059 50 | 1 873 62 | - 0 - | 8 243 92 |

TABLE NO. 228
STATEMENT OF ASSESSMENTS AGAINST RAILROADS AND BRIDGES
AS SHOWN BY 1970 TAX ROLLS

| RAILROADS | Real Estate | Road Bed and Appurtenances | Rolling Stock | Intangible Assets | Personal Property | Total Value | |
|---|-------------|----------------------------|---------------|-------------------|-------------------|-------------|------------|
| | Value | No. of Miles | Value | Value | Value | Value | |
| Atchison, Topeka & Santa Fe (Continued) | | | | | | | |
| Liberty | \$ - 0 - | 28 35 | \$ 256 450 | \$ 37 940 | \$ 49 610 | \$ - 0 - | \$ 344 000 |
| Lipscomb | 11 420 | 44 52 | 371 520 | 59 580 | 94 870 | 319 460 | 856 850 |
| Lubbock | 23 320 | 100 38 | 842 350 | 134 330 | 129 690 | 0 | 1 129 690 |
| Lynn | 190 | 11 91 | 161 320 | 47 290 | 11 970 | - 0 - | 220 770 |
| Matagorda | - 0 - | 64 53 | 181 900 | 44 430 | 16 600 | - 0 - | 242 930 |
| McCulloch | - 0 - | 40 19 | 225 460 | 53 780 | 20 100 | - 0 - | 299 340 |
| McLennan | - 0 - | 28 41 | 255 690 | 38 020 | 71 080 | - 0 - | 364 790 |
| Menard | - 0 - | 15 85 | 45 000 | 21 210 | 7 930 | - 0 - | 74 140 |
| Milam | - 0 - | 34 91 | 331 650 | 46 720 | 87 340 | - 0 - | 465 710 |
| Mills | 4 540 | 34 27 | 239 890 | 45 860 | 85 740 | - 0 - | 376 030 |
| Mitchell | - 0 - | 0 - | 12 350 | 0 - | 0 - | - 0 - | 12 350 |
| Montgomery | - 0 - | 43 15 | 349 110 | 57 740 | 75 510 | - 0 - | 482 360 |
| Moore | - 0 - | 34 55 | 134 580 | 43 050 | 32 170 | - 0 - | 209 800 |
| Newton | - 0 - | 15 97 | 747 60 | 21 370 | 7 990 | - 0 - | 104 120 |
| Nolan | - 0 - | 121 78 | 332 400 | 71 580 | 63 800 | - 0 - | 467 780 |
| Ochiltree | - 0 - | 33 59 | 150 600 | 44 950 | 16 800 | - 0 - | 212 350 |
| Panola | - 0 - | 31 37 | 204 310 | 41 980 | 23 530 | - 0 - | 269 820 |
| Parker | - 0 - | 20 | 980 | 270 | 300 | - 0 - | 1 550 |
| Parmer | - 0 - | 49 03 | 242 050 | 65 610 | 294 770 | - 0 - | 602 430 |
| Pecos | - 0 - | 78 62 | 279 910 | 92 540 | 34 580 | - 0 - | 407 030 |
| Potter | 5 970 | 48 10 | 1 681 910 | 64 370 | 131 980 | 18 710 | 1 902 940 |
| Presidio | - 0 - | 72 44 | 253 580 | 96 940 | 36 220 | - 0 - | 386 740 |
| Randall | - 0 - | 48 17 | 406 840 | 64 460 | 235 280 | - 0 - | 706 580 |
| Reagan | 130 | 43 40 | 153 700 | 44 760 | 16 730 | - 0 - | 215 320 |
| Reeves | - 0 - | 56 26 | 105 910 | 72 610 | 5 430 | - 0 - | 183 950 |
| Roberts | - 0 - | 17 75 | 190 850 | 23 750 | 124 250 | - 0 - | 338 850 |
| Runnels | - 0 - | 35 18 | 228 670 | 47 080 | 52 770 | - 0 - | 328 520 |
| Rusk | - 0 - | 7 25 | 35 280 | 9 700 | 5 440 | - 0 - | 50 420 |
| Sabine | - 0 - | 19 46 | 97 150 | 26 040 | 14 600 | - 0 - | 137 790 |
| San Augustine | - 0 - | 17 78 | 145 800 | 23 790 | 13 340 | - 0 - | 182 930 |
| San Saba | - 0 - | 34 98 | 174 900 | 46 810 | 17 490 | - 0 - | 239 200 |
| Schliecher | - 0 - | 28 60 | 114 400 | 38 270 | 14 300 | - 0 - | 166 970 |
| Scurry | - 0 - | 49 36 | 276 590 | 51 470 | 96 220 | - 0 - | 424 280 |
| Shelby | - 0 - | 29 28 | 193 690 | 39 180 | 21 960 | - 0 - | 254 830 |
| Sherman | - 0 - | 27 66 | 102 880 | 37 010 | 27 660 | - 0 - | 167 550 |
| Stonewall | - 0 - | 3 46 | 13 840 | 4 630 | 1 730 | - 0 - | 20 200 |
| Sutton | - 0 - | 12 74 | 51 270 | 17 050 | 6 370 | - 0 - | 74 690 |
| Swisher | - 0 - | 30 99 | 169 730 | 41 470 | 46 490 | - 0 - | 257 690 |

TABLE NO. 228
STATEMENT OF ASSESSMENTS AGAINST RAILROADS AND BRIDGES
AS SHOWN BY 1970 TAX ROLLS
(Continued)

TAXES

| | State | County | Special | District Schools | Total |
|---|-------------|-------------|----------|---------------------|-------------|
| Atchison, Topeka & Santa Fe (Continued) | | | | | |
| Liberty | \$ 1 272 80 | \$ 4 128 00 | \$ 94 98 | \$ - 0 - | \$ 5 495 78 |
| Lipscomb | 3 170 34 | 3 855 82 | 3 672 34 | - 0 - | 10 698 50 |
| Lubbock | 4 179 84 | 8 811 59 | 4 414 92 | - 0 - | 17 406 35 |
| Lynn | 816 85 | 2 318 09 | 594 40 | - 0 - | 3 729 34 |
| Matagorda | 898 85 | 2 307 85 | 2 109 92 | - 0 - | 5 316 62 |
| McCulloch | 1 107 56 | 2 394 72 | 898 02 | - 0 - | 4 400 30 |
| McLennan | 1 349 72 | 3 283 11 | 2 644 03 | 639 23 | 7 916 09 |
| Menard | 274 32 | 889 68 | 123 82 | - 0 - | 1 287 82 |
| Milam | 1 723 13 | 4 424 25 | - 0 - | - 0 - | 6 147 38 |
| Mills | 1 391 31 | 3 008 24 | 564 05 | - 0 - | 4 963 60 |
| Mitchell | 45 70 | 117 33 | 129 68 | - 0 - | 292 71 |
| Montgomery | 1 784 74 | 4 293 01 | 1 531 75 | 488 75 | 8 098 25 |
| Moore | 776 26 | 1 762 32 | 1 145 97 | 954 45 | 4 639 00 |
| Newton | 385 25 | 1 041 20 | 341 56 | 164 48 | 1 932 49 |
| Nolan | 1 730 79 | 3 742 24 | 1 403 34 | - 0 - | 6 876 37 |
| Ochiltree | 785 70 | 1 698 80 | 1 465 35 | - 0 - | 3 949 85 |
| Panola | 998 34 | 3 372 76 | 809 46 | 715 08 | 5 895 64 |
| Parker | 5 74 | 13 95 | 11 63 | 8 73 | 40 05 |
| Parmer | 2 228 99 | 5 723 09 | 1 961 12 | - 0 - | 9 913 20 |
| Pecos | 1 506 02 | 3 663 27 | 1 780 91 | - 0 - | 6 950 20 |
| Potter | 7 040 88 | 15 223 52 | 453 53 | 2 841 12 | 25 559 05 |
| Presidio | 1 430 94 | 3 093 92 | - 0 - | - 0 - | 4 524 86 |
| Randall | 2 614 35 | 6 712 51 | 786 69 | - 0 - | 10 113 55 |
| Reagan | 796 68 | 1 722 56 | 953 62 | - 0 - | 3 472 86 |
| Reeves | 680 62 | 1 747 52 | - 0 - | - 0 - | 2 428 14 |
| Roberts | 1 253 75 | 3 490 15 | - 0 - | - 0 - | 4 743 90 |
| Runnels | 1 215 52 | 3 120 94 | 443 63 | - 0 - | 4 780 09 |
| Rusk | 186 56 | 438 66 | 239 46 | - 0 - | 864 68 |
| Sabine | 509 82 | 1 102 32 | - 0 - | - 0 - | 1 612 14 |
| San Augustine | 676 84 | 1 737 84 | - 0 - | - 0 - | 2 414 68 |
| San Saba | 885 04 | 2 272 40 | 811 35 | - 0 - | 3 968 79 |
| Schliecher | 617 79 | 1 335 76 | 1 438 38 | - 0 - | 3 391 93 |
| Scurry | 1 569 84 | 3 818 52 | - 0 - | 1 382 95 | 6 771 31 |
| Shelby | 942 87 | 2 335 39 | 737 49 | 530 75 | 4 546 50 |
| Sherman | 619 94 | 1 494 72 | 630 11 | - 0 - | 2 744 77 |
| Stonewall | 74 74 | 161 60 | 130 36 | - 0 - | 366 70 |
| Sutton | 276 35 | 881 35 | - 0 - | - 0 - | 1 157 70 |
| Swisher | 953 45 | 2 248 05 | 1 672 64 | - 0 - | 4 874 14 |

TABLE NO. 228
STATEMENT OF ASSESSMENTS AGAINST RAILROADS AND BRIDGES
AS SHOWN BY 1970 TAX ROLLS

| | Real Estate | Road Bed and Appurtenances | Rolling Stock | Intangible Assets | Personal Property | Total Value |
|--|-------------|----------------------------|---------------|-------------------|-------------------|---------------------|
| RAILROADS | Value | No. of Miles | Value | Value | Value | Value |
| Atchison, Topeka & Santa Fe (Continued) | | | | | | |
| Tarrant | \$ - 0 - | 48 51 | \$ 459 845 | \$ 64 270 | \$ 103 180 | \$ - 0 - \$ 627 295 |
| Taylor | - 0 - | 39 05 | 306 100 | 52 260 | 97 700 | - 0 - 456 060 |
| Terry | - 0 - | 36 99 | 207 090 | 49 500 | 7 400 | - 0 - 263 990 |
| Tom Green | 31 210 | 74 42 | 543 880 | 99 590 | 51 150 | - 0 - 725 830 |
| Upton | - 0 - | 33 67 | 134 240 | 44 460 | 16 610 | - 0 - 195 310 |
| Washington | 990 | 19 68 | 168 270 | 26 340 | 49 240 | - 0 - 244 840 |
| Wharton | 40 | 43 49 | 197 820 | 58 470 | 21 850 | - 0 - 278 180 |
| Wheeler | - 0 - | 29 05 | 123 680 | 38 870 | 2 910 | - 0 - 165 460 |
| Wilbarger | - 0 - | 12 34 | 77 750 | 16 510 | 6 170 | - 0 - 100 430 |
| Total | 95 640 | 3 634 47 | 27 766 735 | 4 678 000 | 5 597 330 | 345 801 38 483 506 |
| Bartlett, Western R. R. Co. | | | | | | |
| Williamson | 1 020 | - 0 - | - 0 - | - 0 - | - 0 - | - 0 - 1 020 |
| Total | 1 020 | - 0 - | - 0 - | - 0 - | - 0 - | - 0 - 1 020 |
| Belton R. R. Co. | | | | | | |
| Bell | - 0 - | 6 86 | 13 680 | 1 970 | 12 600 | - 0 - 28 250 |
| Total | - 0 - | 6 86 | 13 680 | 1 970 | 12 600 | - 0 - 28 250 |
| Chicago, Rock Island & Pacific Ry. Co. | | | | | | |
| Carson | 780 | 48 25 | 191 420 | 33 550 | 4 350 | - 0 - 230 100 |
| Dallam | - 0 - | 25 95 | 218 020 | 18 050 | 11 430 | - 0 - 247 500 |
| Dallas | 130 130 | 25 14 | 202 820 | 17 480 | 14 520 | - 0 - 364 950 |
| Deaf Smith | - 0 - | 2 37 | 10 930 | 1 650 | 260 | - 0 - 12 840 |
| Donley | - 0 - | 11 80 | 62 230 | 8 210 | 1 270 | - 0 - 71 710 |
| Freestone | - 0 - | 39 33 | 348 740 | 27 350 | 44 740 | 800 421 630 |
| Galveston | 800 | - 0 - | - 0 - | - 0 - | - 0 - | - 0 - 800 |
| Gray | - 0 - | 23 63 | 155 250 | 16 430 | 2 550 | - 0 - 174 230 |
| Hansford | 1 930 | 32 06 | 163 100 | 22 680 | 1 930 | - 0 - 189 640 |
| Harris | - 0 - | 35 92 | 245 680 | 33 210 | 29 980 | - 2 660 311 530 |
| Hartley | 35 | 47 40 | 368 555 | 32 960 | 17 800 | - 0 - 419 350 |
| Hutchinson | 3 715 | 48 25 | 306 920 | 33 550 | 2 640 | - 0 - 346 825 |
| Jack | - 0 - | 34 32 | 154 440 | 23 870 | 320 | - 0 - 178 630 |
| Montague | - 0 - | 32 54 | 295 820 | 22 630 | 18 800 | - 0 - 337 250 |
| Montgomery | - 0 - | 28 74 | 161 700 | 19 990 | 32 680 | - 0 - 214 370 |
| Moore | - 0 - | 36 05 | 136 470 | 21 150 | 1 090 | - 0 - 158 710 |
| Oldham | - 0 - | 49 88 | 224 460 | 34 690 | 5 380 | - 0 - 264 530 |
| Potter | 17 670 | 48 74 | 670 946 | 33 810 | 4 390 | - 0 - 726 816 |

TABLE NO. 228
STATEMENT OF ASSESSMENTS AGAINST RAILROADS AND BRIDGES
AS SHOWN BY 1970 TAX ROLLS
(Continued)

TAXES

| | State | County | Special | District Schools | Total |
|--|-------------|-------------|-------------|---------------------|--------------|
| Atchison, Topeka & Santa Fe (Continued) | | | | | |
| Tarrant | \$ 2 321 00 | \$ 5 520 19 | \$ 5 841 50 | \$ 6 274 93 | \$ 19 957 62 |
| Taylor | 1 687 42 | 3 648 48 | 459 15 | 3 765 55 | 9 560 60 |
| Terry | 976 76 | 2 507 91 | 745 52 | - 0 - | 4 230 19 |
| Tom Green | 2 685 57 | 6 822 80 | 2 202 29 | 5 391 82 | 17 102 48 |
| Upton | 722 65 | 1 855 45 | 525 41 | - 0 - | 3 103 51 |
| Washington | 905 91 | 2 203 56 | 734 52 | 677 04 | 4 521 03 |
| Wharton | 1 029 27 | 3 143 43 | 893 90 | 890 37 | 5 956 97 |
| Wheeler | 612 20 | 1 571 87 | 1 300 30 | - 0 - | 3 484 37 |
| Wilbarger | 371 59 | 954 09 | 690 04 | 777 50 | 2 793 22 |
| Total | 142 390 20 | 350 268 68 | 115 296 04 | 59 433 36 | 667 388 28 |
| Bartlett, Western R. R. Co. | | | | | |
| Williamson | 3 77 | 9 18 | 4 59 | - 0 - | 17 54 |
| Total | 3 77 | 9 18 | 4 59 | - 0 - | 17 54 |
| Belton R. R. Co. | | | | | |
| Bell | 104 53 | 226 00 | 23 12 | - 0 - | 353 65 |
| Total | 104 53 | 226 00 | 23 12 | - 0 - | 353 65 |
| Chicago, Rock Island & Pacific Ry. Co. | | | | | |
| Carson | 851 37 | 2 185 95 | 753 03 | - 0 - | 3 790 35 |
| Dallam | 915 75 | 2 970 00 | - 0 - | - 0 - | 3 885 75 |
| Dallas | 1 350 31 | 3 627 42 | 1 997 70 | 998 85 | 7 974 28 |
| Deaf Smith | 47 51 | 121 99 | 20 55 | - 0 - | 190 05 |
| Donley | 265 33 | 681 25 | 315 52 | - 0 - | 1 262 10 |
| Freestone | 1 560 04 | 3 373 04 | 486 55 | - 0 - | 5 419 63 |
| Galveston | 2 96 | 8 24 | 3 36 | - 0 - | 14 56 |
| Gray | 644 66 | 1 626 72 | 535 96 | - 0 - | 2 807 34 |
| Hansford | 701 67 | 1 896 40 | 651 44 | - 0 - | 3 249 51 |
| Harris | 1 152 66 | 5 748 95 | - 0 - | - 0 - | 6 901 61 |
| Hartley | 1 551 59 | 3 983 83 | 2 110 31 | - 0 - | 7 645 73 |
| Hutchinson | 1 283 26 | 3 294 84 | 1 098 14 | - 0 - | 5 676 24 |
| Jack | 660 93 | 1 732 71 | 613 11 | - 0 - | 3 006 75 |
| Montague | 1 247 83 | 3 203 88 | 650 92 | - 0 - | 5 102 63 |
| Montgomery | 793 17 | 1 907 89 | 643 11 | 226 38 | 3 570 55 |
| Moore | 587 23 | 1 333 16 | 918 91 | - 0 - | 2 839 30 |
| Oldham | 978 76 | 2 116 24 | 661 33 | - 0 - | 3 756 33 |
| Potter | 2 689 22 | 5 814 52 | 409 30 | 2 696 63 | 11 609 67 |

TABLE NO. 228
STATEMENT OF ASSESSMENTS AGAINST RAILROADS AND BRIDGES
AS SHOWN BY 1970 TAX ROLLS

| RAILROADS | Real Estate | Road Bed and Appurtenances | Rolling Stock | Intangible Assets | Personal Property | Total Value |
|---|----------------|----------------------------|------------------|-------------------|-------------------|--------------|
| | Value | No. of Miles | Value | Value | Value | Value |
| Chicago, Rock Island & Pacific Ry. Co. (Continued) | | | | | | |
| Sherman | \$ - 0 - | 25 99 | \$ 200 260 | \$ 18 070 | \$ 11 450 | \$ - 0 - |
| Tarrant | 59 225 | 38 94 | 397 675 | 26 650 | 22 130 | 50 |
| Wheeler | 0 - | 33 71 | 227 540 | 23 440 | 3 640 | 0 - |
| Wise | 0 - | 50 95 | 437 400 | 35 430 | 23 040 | 0 - |
| Young | 1 395 | 12 03 | 8 580 | 8 430 | 110 | 0 - |
| Total | 215 680 | 731 99 | 5 188 956 | 513 280 | 254 500 | 3 510 |
| Chicago, R.I. & Pacific & Ft. Worth & Denver | | | | | | |
| Ellis | - 0 - | 18 05 | 175 750 | 12 870 | 21 040 | - 0 - |
| Grimes | - 0 - | 30 09 | 250 500 | 20 930 | 34 200 | - 0 - |
| Leon | - 0 - | 30 40 | 288 800 | 43 540 | 34 580 | - 0 - |
| Limestone | - 0 - | 7 80 | 45 250 | 11 160 | 8 880 | - 0 - |
| Madison | - 0 - | 13 68 | 191 040 | 19 590 | 15 560 | - 0 - |
| Navarro | - 0 - | 30 38 | 417 720 | 43 530 | 34 540 | - 0 - |
| Total | - 0 - | 130 40 | 1 369 060 | 151 620 | 148 800 | - 0 - |
| Dallas Terminal & Union Dp. | | | | | | |
| Dallas | 13 830 | 10 24 | 150 000 | - 0 - | - 0 - | - 0 - |
| Total | 13 830 | 10 24 | 150 000 | - 0 - | - 0 - | - 0 - |
| El Paso Union Passenger Dp. | | | | | | |
| El Paso | 122 780 | - 0 - | - 0 - | - 0 - | - 0 - | - 0 - |
| Total | 122 780 | - 0 - | - 0 - | - 0 - | - 0 - | - 0 - |
| Ft. Worth Belt Ry. Co. | | | | | | |
| Tarrant | - 0 - | 3 02 | 83 280 | - 0 - | - 0 - | 5 400 |
| Total | - 0 - | 3 02 | 83 280 | - 0 - | - 0 - | 5 400 |
| Ft. Worth & Denver Ry. Co. | | | | | | |
| Archer | - 0 - | 20 14 | 90 630 | - 0 - | - 0 - | - 0 - |
| Armstrong | - 0 - | 32 56 | 276 760 | 24 000 | 69 900 | - 0 - |
| Baylor | - 0 - | 35 74 | 143 850 | 26 340 | 18 820 | - 0 - |
| Briscoe | - 0 - | 24 09 | 52 335 | 17 760 | 26 970 | - 0 - |
| Carson | - 0 - | 66 | 3 960 | 480 | 1 460 | - 0 - |
| Castro | - 0 - | 24 72 | 122 120 | 18 220 | 27 680 | - 0 - |
| Childress | - 0 - | 50 94 | 562 770 | 37 540 | 60 580 | 1 000 |
| Clay | - 0 - | 32 71 | 266 200 | 24 100 | 70 290 | - 0 - |

TABLE NO. 228
 STATEMENT OF ASSESSMENTS AGAINST RAILROADS AND BRIDGES
 AS SHOWN BY 1970 TAX ROLLS
 (Continued)

TAXES

| | State | County | Special | District Schools | Total |
|--|-----------|-------------|-----------|---------------------|-------------|
| Chicago, Rock Island & Pacific Ry. Co. (Continued) | | | | | |
| Sherman | \$ 850 19 | \$ 2 138 63 | \$ 929 85 | \$ - 0 - | \$ 3 918 67 |
| Tarrant | 1 871 21 | 4 450 42 | 5 243 66 | 1 827 80 | 13 393 09 |
| Wheeler | 942 09 | 2 418 89 | 1 787 79 | - 0 - | 5 148 77 |
| Wise | 1 834 72 | 3 966 96 | 1 536 28 | - 0 - | 7 337 96 |
| Young | 68 51 | 175 87 | - 0 - | - 0 - | 244 38 |
| Total | 22 850 97 | 58 777 80 | 21 366 82 | 5 749 66 | 108 745 25 |
| Chicago, R. I. & Pacific & Ft. Worth & Denver | | | | | |
| Ellis | 775 74 | 1 677 28 | 1 099 56 | - 0 - | 3 552 58 |
| Grimes | 1 130 84 | 3 667 56 | - 0 - | 1 202 50 | 6 000 90 |
| Leon | 1 357 61 | 2 935 36 | 1 225 50 | - 0 - | 5 518 47 |
| Limestone | 241 58 | 620 26 | 195 87 | - 0 - | 1 057 71 |
| Madison | 836 91 | 2 058 33 | - 0 - | - 0 - | 2 895 24 |
| Navarro | 1 834 42 | 3 966 32 | 842 84 | 2 840 50 | 9 484 08 |
| Total | 6 177 10 | 14 925 11 | 3 363 77 | 4 043 00 | 28 508 98 |
| Dallas Terminal & Union Dp. | | | | | |
| Dallas | 606 17 | 1 638 30 | 982 98 | 491 49 | 3 718 94 |
| Total | 606 17 | 1 638 30 | 982 98 | 491 49 | 3 718 94 |
| El Paso Union Passenger Dp. | | | | | |
| El Paso | 454 29 | 1 105 02 | 920 85 | - 0 - | 2 480 16 |
| Total | 454 29 | 1 105 02 | 920 85 | - 0 - | 2 480 16 |
| Ft. Worth Belt Ry. Co. | | | | | |
| Tarrant | 328 12 | 780 38 | 1 106 62 | 333 12 | 2 548 24 |
| Total | 328 12 | 780 38 | 1 106 62 | 333 12 | 2 548 24 |
| Ft. Worth & Denver Ry. Co. | | | | | |
| Archer | 335 33 | 725 04 | 271 89 | - 0 - | 1 332 26 |
| Armstrong | 1 371 44 | 3 039 41 | 1 111 98 | - 0 - | 5 522 83 |
| Baylor | 699 33 | 1 890 10 | 567 03 | - 0 - | 3 156 46 |
| Briscoe | 359 14 | 922 12 | - 0 - | - 0 - | 1 281 26 |
| Carson | 21 83 | 56 05 | 17 70 | - 0 - | 95 58 |
| Castro | 621 68 | 1 596 19 | 1 664 20 | - 0 - | 3 882 07 |
| Childress | 2 448 99 | 6 287 96 | 2 536 97 | - 0 - | 11 273 92 |
| Clay | 1 334 18 | 1 730 83 | 2 341 40 | - 0 - | 5 406 41 |

TABLE NO. 228
STATEMENT OF ASSESSMENTS AGAINST RAILROADS AND BRIDGES
AS SHOWN BY 1970 TAX ROLLS

| | Real Estate | Road Bed and Appurtenances | Rolling Stock | Intangible Assets | Personal Property | Total Value |
|--|----------------|----------------------------|------------------|-------------------|-------------------|------------------|
| RAILROADS | Value | No. of Miles | Value | Value | Value | Value |
| Ft. Worth & Denver Ry. Co. (Continued) | | | | | | |
| Collingsworth | \$ -0- | 31.84 | \$ 79,900 | \$ 23,480 | \$ 600 | \$ 103,980 |
| Dallam | -0- | 37.67 | 217,000 | 27,760 | 80,910 | 325,670 |
| Donley | -0- | 37.68 | 248,690 | 27,780 | 80,910 | 357,380 |
| Ellis | -0- | -0- | -0- | 13,640 | -0- | 13,640 |
| Floyd | -0- | 62.40 | 317,200 | 45,980 | 69,870 | 433,050 |
| Freestone | -0- | -0- | -0- | 28,980 | -0- | 28,980 |
| Gray | -0- | 29.79 | 73,800 | 21,960 | 560 | 96,320 |
| Grimes | -0- | -0- | -0- | 22,180 | -0- | 22,180 |
| Hale | 2,980 | -0- | -0- | -0- | -0- | 2,980 |
| Hall | -0- | 51.58 | 343,164 | 38,028 | 75,550 | 456,742 |
| Hardeman | -0- | 31.13 | 307,375 | 22,960 | 66,870 | 397,205 |
| Harris | -0- | -0- | -0- | 35,200 | -0- | 35,450 |
| Hartley | -0- | 32.49 | 242,115 | 23,940 | 69,800 | 335,855 |
| Haskell | -0- | 31.82 | 127,280 | 23,460 | 16,760 | 167,500 |
| Jones | -0- | 34.52 | 144,820 | 25,440 | 18,190 | 188,450 |
| Knox | -0- | 12.85 | 59,110 | 9,480 | 6,760 | 75,350 |
| Lubbock | 42,000 | 23.81 | 143,540 | 17,540 | 26,670 | 229,850 |
| Madison | -0- | -0- | -0- | 10,080 | -0- | 10,080 |
| Montague | -0- | 18.97 | 176,610 | 13,980 | 40,750 | 231,340 |
| Montgomery | -0- | -0- | -0- | 21,180 | -0- | 21,180 |
| Oldham | -0- | 16.78 | 96,065 | 12,360 | 36,070 | 144,495 |
| Potter | -0- | 43.28 | 619,680 | 31,900 | 92,900 | 746,740 |
| Swisher | -0- | 1.97 | 9,500 | 1,460 | 2,200 | 13,160 |
| Tarrant | 37,560 | 19.93 | 203,850 | 14,680 | 42,800 | 298,890 |
| Taylor | -0- | 5.95 | 37,600 | 4,380 | 3,130 | 45,110 |
| Wheeler | -0- | 25.07 | 112,140 | 18,480 | 470 | 131,090 |
| Wichita | 75,580 | 43.39 | 336,000 | 31,980 | 75,970 | 522,150 |
| Wilbarger | -0- | 33.78 | 440,000 | 24,900 | 72,530 | 537,430 |
| Wise | -0- | 38.19 | 353,260 | 79,710 | 81,990 | 514,960 |
| Total | 158,120 | 886.45 | 6,207,324 | 821,338 | 1,237,960 | 8,430,972 |
| Galveston, Houston, and Henderson R. R. Co. | | | | | | |
| Galveston | -0- | 23.66 | 474,120 | 110 | 38,170 | 512,400 |
| Harris | -0- | 35.49 | 299,090 | 100 | 37,550 | 336,740 |
| Total | -0- | 59.15 | 773,210 | 210 | 75,720 | 849,140 |

TABLE NO. 228
 STATEMENT OF ASSESSMENTS AGAINST RAILROADS AND BRIDGES
 AS SHOWN BY 1970 TAX ROLLS
 (Continued)

TAXES

| | State | County | Special | District Schools | Total |
|---|------------------|------------------|------------------|------------------|-------------------|
| Ft. Worth & Denver Ry. Co. (Continued) | | | | | |
| Collingsworth | \$ 384 73 | \$ 987 81 | \$ 421 80 | \$ - 0 - | \$ 1 794 34 |
| Dallam | 1 204 98 | 3 908 04 | - 0 - | - 0 - | 5 113 02 |
| Donley | 1 322 31 | 3 395 11 | 1 572 47 | - 0 - | 6 289 89 |
| Ellis | 50 47 | 109 12 | 40 92 | - 0 - | 200 51 |
| Floyd | 1 602 29 | 5 846 18 | 1 225 52 | 1 407 36 | 10 081 35 |
| Freestone | 107 23 | 231 84 | - 0 - | - 0 - | 339 07 |
| Gray | 356 38 | 881 26 | 303 96 | - 0 - | 1 541 60 |
| Grimes | 82 07 | 266 16 | - 0 - | - 0 - | 348 23 |
| Hale | 11 03 | 28 31 | 7 82 | - 0 - | 47 16 |
| Hall | 1 689 95 | 4 339 04 | - 0 - | - 0 - | 6 028 99 |
| Hardeman | 1 469 66 | 3 773 45 | 794 41 | - 0 - | 6 037 52 |
| Harris | 131 17 | 413 09 | - 0 - | - 0 - | 544 26 |
| Hartley | 1 242 66 | 3 190 62 | 1 389 66 | - 0 - | 5 822 94 |
| Haskell | 619 75 | 1 340 00 | 1 124 26 | - 0 - | 3 084 01 |
| Jones | 697 26 | 1 507 60 | - 0 - | - 0 - | 2 204 86 |
| Knox | 278 79 | 715 83 | 460 53 | - 0 - | 1 455 15 |
| Lubbock | 850 45 | 1 792 82 | 946 76 | - 0 - | 3 590 03 |
| Madison | 37 30 | 91 73 | - 0 - | - 0 - | 129 03 |
| Montague | 855 96 | 2 197 73 | 706 44 | - 0 - | 3 760 13 |
| Montgomery | 78 37 | 188 50 | 63 54 | - 0 - | 330 41 |
| Oldham | 534 63 | 1 155 96 | 361 24 | - 0 - | 2 051 83 |
| Potter | 2 762 94 | 5 973 92 | 310 64 | 2 702 20 | 11 749 70 |
| Swisher | 48 69 | 125 02 | 89 83 | - 0 - | 263 54 |
| Tarrant | 1 105 90 | 2 630 23 | 3 053 86 | 965 64 | 7 755 63 |
| Taylor | 166 91 | 360 88 | 57 34 | - 0 - | 585 13 |
| Wheeler | 485 03 | 1 245 36 | 897 90 | - 0 - | 2 628 29 |
| Wichita | 1 931 96 | 5 482 57 | 66 60 | 881 36 | 8 362 49 |
| Wilbarger | 1 988 49 | 5 105 59 | 3 812 29 | 4 400 00 | 15 306 37 |
| Wise | 1 905 35 | 4 119 68 | 1 544 88 | - 0 - | 7 569 91 |
| Total | 31 194 63 | 77 651 15 | 27 763 84 | 10 356 56 | 146 966 18 |
| Galveston, Houston and Henderson R. R. Co. | | | | | |
| Galveston | 1 895 88 | 5 277 72 | 2 000 71 | 800 16 | 9 974 47 |
| Harris | 1 245 94 | 6 478 05 | 156 08 | - 0 - | 7 880 07 |
| Total | 3 141 82 | 11 755 77 | 2 156 79 | 800 16 | 17 854 54 |

TABLE NO. 228
STATEMENT OF ASSESSMENTS AGAINST RAILROADS AND BRIDGES
AS SHOWN BY 1970 TAX ROLLS

| RAILROADS | Real Estate | Road Bed and Appurtenances | Rolling Stock | Intangible Assets | Personal Property | Total Value |
|--------------------------------------|-------------|----------------------------|---------------|-------------------|-------------------|-------------|
| | Value | No. of Miles | Value | Value | Value | Value |
| Galveston Terminal Ry. Co. | | | | | | |
| Galveston | \$ - 0 - | 95 | \$ 159 960 | \$ - 0 - | \$ - 0 - | \$ 159 960 |
| Total | - 0 - | 95 | 159 960 | - 0 - | - 0 - | 159 960 |
| Georgetown R. R. Co. | | | | | | |
| Williamson | 7 390 | 7 50 | 40 000 | 49 400 | 56 840 | - 0 - |
| Total | 7 390 | 7 50 | 40 000 | 49 400 | 56 840 | - 0 - |
| Great Southwest R. R. Inc. | | | | | | |
| Tarrant | - 0 - | 19 93 | 49 210 | - 0 - | - 0 - | 1 200 |
| Total | - 0 - | 19 93 | 49 210 | - 0 - | - 0 - | 1 200 |
| Gulf & Interstate Ry. Co. | | | | | | |
| Chambers | - 0 - | 17 08 | 54 920 | 11 070 | 12 810 | - 0 - |
| Galveston | - 0 - | 2 68 | 1 670 | - 0 - | - 0 - | - 0 - |
| Jefferson | 50 | 22 25 | 140 250 | 14 430 | 16 690 | - 0 - |
| Total | 50 | 42 01 | 196 840 | 25 500 | 29 500 | - 0 - |
| Houston Belt & Terminal | | | | | | |
| Harris | - 0 - | 25 50 | 1 032 890 | 286 350 | - 0 - | 65 900 |
| Total | - 0 - | 25 50 | 1 032 890 | 286 350 | - 0 - | 65 900 |
| Kansas City Southern Ry. | | | | | | |
| Bowie | 1 480 | 19 53 | 168 620 | 6 790 | 136 730 | - 0 - |
| Cass | - 0 - | 11 89 | 90 310 | 4 140 | 83 240 | - 0 - |
| Jefferson | 9 140 | 50 18 | 421 340 | 14 020 | 282 260 | 263 270 |
| Newton | - 0 - | 6 06 | 39 110 | 2 100 | 42 430 | - 0 - |
| Orange | - 0 - | 19 34 | 213 860 | 7 360 | 148 150 | - 0 - |
| Total | 10 620 | 107 00 | 933 240 | 34 410 | 692 810 | 263 270 |
| Louisiana & Arkansas Ry. | | | | | | |
| Camp | - 0 - | 16 73 | 85 900 | 25 740 | 85 280 | - 0 - |
| Cass | - 0 - | 11 84 | 48 400 | 18 220 | 60 350 | - 0 - |
| Collin | - 0 - | 4 13 | 18 300 | 35 130 | 21 050 | - 0 - |
| Dallas | - 0 - | - 0 - | - 0 - | 29 320 | - 0 - | - 0 - |
| Franklin | - 0 - | 3 82 | 29 740 | 5 880 | 19 470 | - 0 - |
| Harrison | 1 010 | 17 47 | 120 740 | 26 880 | 89 060 | - 0 - |
| Hopkins | - 0 - | 36 70 | 183 500 | 56 480 | 187 080 | - 0 - |
| Hunt | 590 | 25 29 | 170 700 | 39 120 | 128 920 | - 0 - |

TABLE NO. 228
STATEMENT OF ASSESSMENTS AGAINST RAILROADS AND BRIDGES
AS SHOWN BY 1970 TAX ROLLS
(Continued)

TAXES

| | State | County | Special | District Schools | Total |
|--------------------------------------|-----------------|------------------|------------------|---------------------|------------------|
| Galveston Terminal Ry. Co. | | | | | |
| Galveston | \$ 591 85 | \$ 1 647 59 | \$ 671 83 | \$ - 0 - | \$ 2 911 27 |
| Total | 591 85 | 1 647 59 | 671 83 | - 0 - | 2 911 27 |
| Georgetown R. R. Co. | | | | | |
| Williamson | 568 43 | 1 382 67 | 460 89 | - 0 - | 2 411 99 |
| Total | 568 43 | 1 382 67 | 460 89 | - 0 - | 2 411 99 |
| Great Southwest R. R. Inc. | | | | | |
| Tarrant | 186 52 | 443 61 | 499 06 | 201 64 | 1 330 83 |
| Total | 186 52 | 443 61 | 499 06 | 201 64 | 1 330 83 |
| Gulf & Interstate Ry. Co. | | | | | |
| Chambers | 291 56 | 1 094 85 | - 0 - | - 0 - | 1 386 41 |
| Galveston | 6 18 | 17 20 | 5 01 | - 0 - | 28 39 |
| Jefferson | 634 27 | 2 125 59 | 1 105 90 | - 0 - | 3 865 76 |
| Total | 932 01 | 3 237 64 | 1 110 91 | - 0 - | 5 280 56 |
| Houston Belt & Terminal | | | | | |
| Harris | 5 125 02 | 25 514 93 | - 0 - | - 0 - | 30 639 95 |
| Total | 5 125 02 | 25 514 93 | - 0 - | - 0 - | 30 639 95 |
| Kansas City Southern Ry. | | | | | |
| Bowie | 1 160 40 | 2 508 96 | 340 20 | - 0 - | 4 009 56 |
| Cass | 657 45 | 1 688 06 | 533 07 | - 0 - | 2 878 58 |
| Jefferson | 3 663 12 | 12 276 37 | 6 955 54 | - 0 - | 22 895 03 |
| Newton | 309 47 | 836 40 | 630 29 | - 0 - | 1 776 16 |
| Orange | 1 366 68 | 4 391 62 | 1 963 57 | - 0 - | 7 721 87 |
| Total | 7 157 12 | 21 701 41 | 10 422 67 | - 0 - | 39 281 20 |
| Louisiana & Arkansas Ry. | | | | | |
| Camp | 728 60 | 1 870 74 | 787 68 | - 0 - | 3 387 02 |
| Cass | 469 79 | 1 206 21 | 380 91 | - 0 - | 2 056 91 |
| Collin | 275 58 | 707 56 | 260 68 | - 0 - | 1 243 82 |
| Dallas | 108 48 | 272 97 | - 0 - | - 0 - | 381 45 |
| Franklin | 203 83 | 523 36 | 165 27 | - 0 - | 892 46 |
| Harrison | 879 46 | 2 258 05 | - 0 - | - 0 - | 3 137 51 |
| Hopkins | 1 580 12 | 3 202 95 | 3 052 80 | 2 361 25 | 10 197 12 |
| Hunt | 1 255 52 | 3 223 64 | 1 187 66 | 110 40 | 5 777 22 |

TABLE NO. 228
STATEMENT OF ASSESSMENTS AGAINST RAILROADS AND BRIDGES
AS SHOWN BY 1970 TAX ROLLS

| | Real Estate | Road Bed and Appurtenances | Rolling Stock | Intangible Assets | Personal Property | Total Value |
|---|-------------|----------------------------|---------------|-------------------|-------------------|-------------|
| RAILROADS | Value | No. of Miles | Value | Value | Value | Value |
| Louisiana & Arkansas Ry. (Continued) | | | | | | |
| Marion | \$ 50 | 20 06 | \$ 65 000 | \$ 30 870 | \$ 102 250 | \$ 198 170 |
| Morris | 100 | 11 38 | 76 000 | 17 510 | 58 000 | 151 610 |
| Titus | 2 040 | 3 84 | 16 600 | 5 910 | 19 570 | 44 120 |
| Wood | 730 | 5 81 | 32 550 | 8 940 | 29 610 | 71 830 |
| Total | 4 520 | 157 07 | 847 430 | 300 000 | 800 640 | 1 952 590 |
| Missouri-Kansas-Texas R. R. | | | | | | |
| Archer | - 0 - | - 0 - | - 0 - | 27 200 | - 0 - | 27 200 |
| Austin | - 0 - | 31 18 | 274 660 | 42 100 | 8 110 | 324 870 |
| Bastrop | - 0 - | 67 21 | 636 310 | 90 760 | 17 490 | 744 560 |
| Baylor | - 0 - | - 0 - | - 0 - | 48 260 | - 0 - | 48 260 |
| Bell | - 0 - | 35 04 | 355 490 | 47 310 | 9 120 | 411 920 |
| Bexar | - 0 - | 21 86 | 280 750 | 29 520 | 5 680 | 315 950 |
| Bosque | 550 | - 0 - | - 0 - | - 0 - | - 0 - | 550 |
| Caldwell | - 0 - | 25 12 | 139 090 | 33 920 | 6 340 | 179 350 |
| Callahan | 1 220 | - 0 - | - 0 - | - 0 - | - 0 - | 1 220 |
| Clay | - 0 - | 60 20 | 713 60 | 81 290 | - 0 - | 152 650 |
| Colorado | - 0 - | 5 47 | 36 240 | 7 380 | 1 420 | 45 040 |
| Collin | - 0 - | 1 61 | 6 830 | 2 170 | 420 | 9 420 |
| Collinsworth | - 0 - | - 0 - | 930 | - 0 - | - 0 - | 930 |
| Comal | - 0 - | 25 73 | 166 960 | 31 870 | 6 140 | 204 970 |
| Comanche | 630 | - 0 - | - 0 - | - 0 - | - 0 - | 630 |
| Cooke | - 0 - | 35 73 | 176 000 | 50 840 | - 0 - | 226 840 |
| Dallas | 90 390 | 58 14 | 792 490 | 78 510 | 15 330 | 985 300 |
| Denton | - 0 - | 19 86 | 109 000 | 75 740 | 5 170 | 189 910 |
| Eastland | 6 170 | - 0 - | - 0 - | - 0 - | - 0 - | 6 170 |
| Ellis | - 0 - | 35 43 | 337 320 | 47 840 | 9 220 | 394 380 |
| Erath | 1 510 | - 0 - | - 0 - | - 0 - | - 0 - | 1 510 |
| Falls | - 0 - | 2 07 | 20 850 | 2 800 | 540 | 24 190 |
| Fannin | - 0 - | 11 85 | 90 000 | 16 000 | 3 080 | 109 080 |
| Fayette | - 0 - | 33 04 | 245 000 | 44 610 | 8 600 | 298 210 |
| Fort Bend | - 0 - | 66 | 4 380 | 890 | 170 | 5 440 |
| Galveston | - 0 - | - 0 - | - 0 - | 30 360 | - 0 - | 30 360 |
| Grayson | - 0 - | 67 28 | 1 223 300 | 111 260 | 17 500 | 1 376 750 |
| Hamilton | 510 | - 0 - | - 0 - | - 0 - | - 0 - | 510 |
| Harris | - 0 - | 67 74 | 881 760 | 74 380 | 7 410 | 968 990 |
| Haskell | - 0 - | - 0 - | - 0 - | 44 340 | - 0 - | 44 340 |
| Hays | - 0 - | 11 71 | 91 504 | 37 890 | 2 610 | 132 004 |

TABLE NO. 228
STATEMENT OF ASSESSMENTS AGAINST RAILROADS AND BRIDGES
AS SHOWN BY 1970 TAX ROLLS
(Continued)

TAXES

| | State | County | Special | District Schools | Total |
|---|-----------|-------------|-------------|---------------------|-------------|
| Louisiana & Arkansas Ry. (Continued) | | | | | |
| Marion | \$ 733 24 | \$ 2 278 95 | \$ 1 082 39 | \$ - 0 - | \$ 4 094 58 |
| Morris | 560 96 | 1 440 30 | - 0 - | - 0 - | 2 001 26 |
| Titus | 163 24 | 419 14 | 146 34 | 183 40 | 912 12 |
| Wood | 265 78 | 574 64 | 215 49 | - 0 - | 1 055 91 |
| Total | 7 224 60 | 17 978 51 | 7 279 22 | 2 655 05 | 35 137 38 |
| Missouri-Kansas-Texas R. R. | | | | | |
| Archer | 100 64 | 217 60 | 81 60 | - 0 - | 399 84 |
| Austin | 1 202 01 | 2 598 96 | 1 461 94 | 808 60 | 6 071 51 |
| Bastrop | 2 754 87 | 5 956 48 | 1 489 12 | - 0 - | 10 200 47 |
| Baylor | 178 56 | 482 60 | 144 78 | - 0 - | 805 94 |
| Bell | 1 524 10 | 3 295 36 | 138 54 | 680 68 | 5 638 68 |
| Bexar | 1 169 02 | 2 527 60 | 5 687 04 | 586 40 | 9 970 06 |
| Bosque | 2 03 | 4 40 | - 0 - | 24 97 | 31 40 |
| Caldwell | 663 60 | 1 434 80 | 310 30 | - 0 - | 2 408 70 |
| Callahan | 4 51 | 9 76 | 3 66 | - 0 - | 17 93 |
| Clay | 564 81 | 732 72 | 879 60 | - 0 - | 2 177 13 |
| Colorado | 166 65 | 315 28 | 135 12 | - 0 - | 617 05 |
| Collin | 34 85 | 89 49 | 32 97 | - 0 - | 157 31 |
| Collinsworth | 3 44 | 8 84 | 2 79 | - 0 - | 15 07 |
| Comal | 758 39 | 1 680 75 | 402 00 | - 0 - | 2 841 14 |
| Comanche | 2 33 | 5 04 | 1 89 | - 0 - | 9 26 |
| Cooke | 839 31 | 1 860 09 | 967 98 | - 0 - | 3 667 38 |
| Dallas | 3 645 61 | 9 788 25 | 5 348 76 | 2 674 38 | 21 457 00 |
| Denton | 702 67 | 1 804 15 | - 0 - | - 0 - | 2 506 82 |
| Eastland | 22 83 | 49 36 | - 0 - | - 0 - | 72 19 |
| Ellis | 1 459 21 | 3 155 04 | 1 833 53 | - 0 - | 6 447 78 |
| Erath | 5 59 | 12 08 | 4 53 | - 0 - | 22 20 |
| Falls | 89 50 | 229 81 | 72 57 | 459 61 | 851 49 |
| Fannin | 403 60 | 1 210 79 | 190 25 | - 0 - | 1 804 64 |
| Fayette | 1 103 38 | 2 087 47 | 894 63 | - 0 - | 4 085 48 |
| Fort Bend | 20 13 | 51 68 | 36 03 | - 0 - | 107 84 |
| Galveston | 113 33 | 315 49 | 93 19 | - 0 - | 522 01 |
| Grayson | 5 093 98 | 13 767 50 | - 0 - | 5 106 00 | 23 967 48 |
| Hamilton | 1 89 | 4 08 | - 0 - | - 0 - | 5 97 |
| Harris | 3 585 26 | 18 869 55 | - 0 - | - 0 - | 22 454 81 |
| Haskell | 164 06 | 354 72 | 133 02 | - 0 - | 651 80 |
| Hays | 488 41 | 950 43 | 158 40 | 3 774 03 | 5 371 27 |

TABLE NO. 228
STATEMENT OF ASSESSMENTS AGAINST RAILROADS AND BRIDGES
AS SHOWN BY 1970 TAX ROLLS

| | Real Estate | Road Bed and Appurtenances | Rolling Stock | Intangible Assets | Personal Property | Total Value |
|--|-------------|----------------------------|---------------|-------------------|-------------------|-------------|
| RAILROADS | Value | No. of Miles | Value | Value | Value | Value |
| Missouri-Kansas-Texas R. R. (Continued) | | | | | | |
| Hill | \$ - 0 - | 40 70 | \$ 457 625 | \$ 54 960 | \$ 10 590 | \$ - 0 - |
| Hunt | - 0 - | 31 46 | 307 970 | 42 630 | 8 210 | - 0 - |
| Johnson | - 0 - | 24 58 | 221 220 | 33 190 | 6 390 | - 0 - |
| Knox | - 0 - | - 0 - | - 0 - | 17 350 | - 0 - | - 0 - |
| McLennan | - 0 - | 85 81 | 630 230 | 56 310 | 10 850 | 6 980 |
| Montague | - 0 - | 34 24 | 149 410 | 71 860 | - 0 - | - 0 - |
| Rockwall | - 0 - | 14 02 | 93 580 | 18 930 | 3 650 | - 0 - |
| Shackelford | 70 | - 0 - | 1 290 | - 0 - | - 0 - | - 0 - |
| Tarrant | - 0 - | 13 35 | 162 760 | 69 580 | 3 470 | - 0 - |
| Travis | - 0 - | 20 11 | 160 140 | 65 640 | 5 230 | - 0 - |
| Waller | - 0 - | 12 36 | 84 870 | 16 690 | 3 220 | - 0 - |
| Wichita | 200 | 20 74 | 192 680 | 49 530 | 4 320 | - 0 - |
| Williamson | - 0 - | 53 44 | 371 350 | 100 490 | 13 900 | - 0 - |
| Wood | 90 | - 0 - | - 0 - | - 0 - | - 0 - | - 0 - |
| Total | 101 340 | 967 74 | 8 773 349 | 1 654 400 | 194 180 | 45 960 |
| Missouri Pacific R. R. Co. | | | | | | |
| Anderson | 4 010 | 48 54 | 997 320 | 131 710 | 38 770 | - 0 - |
| Atascosa | 6 130 | 43 12 | 291 160 | 84 380 | 67 470 | - 0 - |
| Bexar | - 0 - | 59 48 | 585 090 | 119 750 | 54 560 | - 0 - |
| Brazoria | 6 090 | 95 71 | 653 600 | 170 000 | 83 950 | - 0 - |
| Brazos | - 0 - | 13 60 | 125 000 | 75 620 | 30 680 | - 0 - |
| Calhoun | - 0 - | 14 85 | 71 000 | 31 500 | 18 720 | - 0 - |
| Cameron | 20 600 | 64 43 | 1 238 470 | 129 720 | 75 740 | - 0 - |
| Cherokee | - 0 - | 28 87 | 244 270 | 58 120 | 23 070 | - 0 - |
| Comal | - 0 - | 24 89 | 193 400 | 50 110 | 19 880 | - 0 - |
| Dimmit | 690 | 33 98 | 163 190 | 68 410 | 27 130 | 21 000 |
| Ellis | - 0 - | 19 56 | 670 | 47 840 | 22 570 | - 0 - |
| Falls | 600 | 26 12 | 248 140 | 52 590 | 26 130 | - 0 - |
| Fort Bend | 1 150 | 27 54 | 97 510 | 55 440 | 23 010 | 160 |
| Freestone | - 0 - | 2 67 | 17 420 | 5 380 | 2 130 | - 0 - |
| Frio | - 0 - | 34 54 | 210 210 | 69 540 | 27 600 | - 0 - |
| Galveston | - 0 - | 72 | 10 140 | 57 200 | 580 | 110 |
| Gregg | - 0 - | 13 88 | 127 300 | 27 940 | 11 100 | - 0 - |
| Grimes | - 0 - | 24 86 | 181 680 | 51 100 | 19 970 | - 0 - |
| Hardin | - 0 - | 16 55 | 156 550 | 36 340 | 14 420 | - 0 - |
| Harris | - 0 - | 195 52 | 1 778 400 | 323 740 | 89 340 | 54 560 |
| Hays | - 0 - | 24 64 | 243 520 | 47 800 | 19 680 | 2 920 |

TABLE NO. 228
STATEMENT OF ASSESSMENTS AGAINST RAILROADS AND BRIDGES
AS SHOWN BY 1970 TAX ROLLS
(Continued)

TAXES

| | State | County | Special | District Schools | Total |
|--|-------------|-------------|-------------|---------------------|-------------|
| Missouri-Kansas-Texas R. R. (Continued) | | | | | |
| Hill | \$ 1 935 75 | \$ 4 185 40 | \$ 3 787 77 | \$ - 0 - | \$ 9 908 92 |
| Hunt | 1 327 60 | 3 408 70 | 1 255 84 | - 0 - | 5 992 14 |
| Johnson | 964 96 | 2 477 60 | 848 77 | - 0 - | 4 291 33 |
| Knox | 64 19 | 164 83 | 52 05 | - 0 - | 281 07 |
| McLennan | 2 606 17 | 6 339 33 | 3 001 77 | 3 802 43 | 15 749 70 |
| Montague | 818 70 | 2 102 07 | 88 17 | - 0 - | 3 008 94 |
| Rockwall | 429 79 | 929 28 | - 0 - | - 0 - | 1 359 07 |
| Shackelford | 5 03 | 12 92 | - 0 - | - 0 - | 17 95 |
| Tarrant | 872 50 | 2 075 13 | 2 181 95 | 1 215 15 | 6 344 73 |
| Travis | 854 74 | 2 194 60 | 415 82 | - 0 - | 3 465 16 |
| Waller | 387 68 | 712 51 | 684 82 | - 0 - | 1 785 01 |
| Wichita | 912 90 | 2 590 67 | - 0 - | 127 88 | 3 631 45 |
| Williamson | 1 797 24 | 4 371 66 | 1 827 30 | 1 175 70 | 9 171 90 |
| Wood | 33 | 72 | 27 | - 0 - | 1 32 |
| Total | 39 846 15 | 105 435 59 | 34 648 77 | 20 435 83 | 200 366 34 |
| Missouri Pacific R. R. Co. | | | | | |
| Anderson | 4 335 70 | 12 421 19 | 3 515 43 | 1 412 08 | 21 684 40 |
| Atascosa | 1 661 83 | 3 862 61 | 2 484 66 | - 0 - | 8 009 10 |
| Bexar | 2 809 78 | 6 075 20 | 12 000 63 | 383 03 | 21 268 64 |
| Brazoria | 3 380 47 | 9 593 22 | 10 294 61 | - 0 - | 23 268 30 |
| Brazos | 855 81 | 2 428 65 | 578 25 | - 0 - | 3 862 71 |
| Calhoun | 448 51 | 969 76 | 305 44 | - 0 - | 1 723 71 |
| Cameron | 5 418 76 | 16 109 83 | 3 060 58 | 2 359 22 | 26 948 39 |
| Cherokee | 1 204 20 | 3 091 87 | 976 38 | 364 20 | 5 636 65 |
| Comal | 974 54 | 2 159 80 | 503 34 | - 0 - | 3 637 68 |
| Dimmit | 1 037 56 | 2 243 36 | 3 511 60 | - 0 - | 6 792 52 |
| Ellis | 263 00 | 568 64 | 213 24 | - 0 - | 1 044 88 |
| Falls | 1 211 60 | 3 110 87 | 982 38 | - 0 - | 5 304 85 |
| Fort Bend | 655 90 | 1 684 06 | 1 025 84 | - 0 - | 3 365 80 |
| Freestone | 92 24 | 199 44 | 26 13 | - 0 - | 317 81 |
| Frio | 1 137 20 | 2 919 83 | 1 200 16 | - 0 - | 5 257 19 |
| Galveston | 251 71 | 700 71 | 244 76 | 48 67 | 1 245 85 |
| Gregg | 615 46 | 1 580 23 | 499 02 | - 0 - | 2 694 71 |
| Grimes | 935 18 | 3 033 00 | - 0 - | - 0 - | 3 968 18 |
| Hardin | 767 05 | 2 487 72 | - 0 - | - 0 - | 3 254 77 |
| Harris | 8 310 35 | 41 814 22 | - 0 - | 376 70 | 50 501 27 |
| Hays | 1 161 50 | 2 260 22 | 376 70 | 6 910 15 | 10 708 57 |

TABLE NO. 228
STATEMENT OF ASSESSMENTS AGAINST RAILROADS AND BRIDGES
AS SHOWN BY 1970 TAX ROLLS

| RAILROADS | Real Estate | Road Bed and Appurtenances | Rolling Stock | Intangible Assets | Personal Property | Total Value | |
|--|----------------|----------------------------|-------------------|-------------------|-------------------|----------------|-------------------|
| | Value | No. of Miles | Value | Value | Value | Value | |
| Missouri Pacific R. R. Co. (Continued) | | | | | | | |
| Hidalgo | \$ - 0 - | 80 59 | \$ 874 050 | \$ 174 350 | \$ 93 750 | \$ - 0 - | \$ 1 142 150 |
| Hill | - 0 - | 19 51 | 2 150 | 57 780 | 17 480 | - 0 - | 77 410 |
| Houston | 10 | 36 31 | 255 900 | 73 100 | 29 000 | - 0 - | 358 010 |
| Jackson | 10 | 24 79 | 197 710 | 49 910 | 19 790 | - 0 - | 267 420 |
| Jefferson | - 0 - | 21 82 | 141 070 | 24 300 | 9 770 | - 0 - | 175 140 |
| Johnson | 5 760 | - 0 - | - 0 - | 49 480 | 11 530 | - 0 - | 66 770 |
| Kenedy | - 0 - | 46 47 | 172 400 | 93 560 | 37 110 | - 0 - | 303 070 |
| Kleberg | - 0 - | 21 28 | 164 600 | 42 840 | 17 000 | - 0 - | 224 440 |
| La Salle | 2 080 | 55 47 | 452 160 | 111 660 | 44 300 | - 0 - | 610 200 |
| Leon | - 0 - | 45 04 | 431 960 | 90 680 | 35 970 | - 0 - | 558 610 |
| Liberty | - 0 - | 28 14 | 274 210 | 57 050 | 22 630 | - 0 - | 353 890 |
| Live Oak | - 0 - | 46 72 | 255 260 | 94 060 | 37 780 | - 0 - | 387 100 |
| Matagorda | - 0 - | 36 86 | 304 300 | 74 210 | 29 430 | - 0 - | 407 940 |
| McLennan | 25 340 | 25 93 | 124 390 | 102 920 | 29 810 | - 0 - | 282 460 |
| McMullen | 740 | - 0 - | - 0 - | - 0 - | - 0 - | - 0 - | 740 |
| Medina | - 0 - | 13 74 | 89 350 | 27 660 | 10 980 | - 0 - | 127 990 |
| Milam | - 0 - | 37 05 | 419 750 | 74 590 | 29 600 | - 0 - | 523 940 |
| Montgomery | - 0 - | 40 00 | 282 070 | 80 530 | 31 960 | - 0 - | 394 560 |
| Nueces | - 0 - | 38 25 | 643 980 | 77 010 | 30 550 | - 0 - | 751 540 |
| Orange | 18 720 | 14 62 | 44 380 | 26 320 | 13 720 | - 0 - | 103 140 |
| Refugio | - 0 - | 36 90 | 226 080 | 74 290 | 29 470 | - 0 - | 329 840 |
| Robertson | - 0 - | 33 58 | 529 040 | 136 580 | 54 170 | - 0 - | 719 790 |
| Rusk | - 0 - | 24 28 | 114 890 | 48 890 | 19 390 | - 0 - | 183 170 |
| San Patricio | 430 | 50 25 | 324 070 | 100 670 | 39 930 | - 0 - | 465 100 |
| Smith | - 0 - | 45 95 | 263 960 | 92 510 | 41 990 | - 0 - | 398 460 |
| Starr | - 0 - | 16 54 | 101 160 | 33 300 | 13 210 | - 0 - | 147 670 |
| Tarrant | 11 670 | 8 61 | 24 160 | 26 880 | 11 840 | - 0 - | 74 550 |
| Travis | - 0 - | 28 76 | 267 220 | 54 360 | 21 560 | - 0 - | 343 140 |
| Trinity | - 0 - | 15 86 | 126 750 | 31 930 | 12 660 | - 0 - | 171 340 |
| Uvalde | - 0 - | 15 79 | 45 098 | 31 790 | 22 350 | - 0 - | 99 238 |
| Victoria | - 0 - | 42 26 | 285 010 | 85 080 | 36 050 | 700 | 406 840 |
| Walker | - 0 - | 39 99 | 320 040 | 67 270 | 26 690 | - 0 - | 414 000 |
| Waller | - 0 - | 1 78 | 11 760 | 3 580 | 1 410 | - 0 - | 16 750 |
| Webb | - 0 - | 37 95 | 628 760 | 76 400 | 30 310 | - 0 - | 735 470 |
| Willacy | - 0 - | 31 27 | 114 900 | 64 160 | 24 970 | 29 340 | 233 370 |
| Williamson | - 0 - | 33 14 | 298 770 | 66 720 | 27 850 | - 0 - | 393 340 |
| Wood | - 0 - | - 0 - | - 0 - | - 0 - | 3 900 | - 0 - | 3 900 |
| Zavala | - 0 - | 36 35 | 171 590 | 73 210 | 30 260 | 8 640 | 283 700 |
| Total | 104 030 | 1 945 92 | 16 616 988 | 4 143 860 | 1 696 670 | 117 430 | 22 678 978 |

TABLE NO. 228
STATEMENT OF ASSESSMENTS AGAINST RAILROADS AND BRIDGES
AS SHOWN BY 1970 TAX ROLLS
(Continued)

TAXES

| | State | County | Special | District Schools | Total |
|--|-------------|--------------|-------------|---------------------|--------------|
| Missouri Pacific R. R. Co. (Continued) | | | | | |
| Hidalgo | \$ 4 225 96 | \$ 14 276 88 | \$ 4 609 30 | \$ 692 88 | \$ 23 805 02 |
| Hill | 286 42 | 619 28 | 241 60 | - 0 - | 1 147 30 |
| Houston | 1 324 64 | 2 864 08 | 742 14 | - 0 - | 4 930 86 |
| Jackson | 989 45 | 3 209 04 | 1 539 82 | - 0 - | 5 738 31 |
| Jefferson | 648 03 | 2 171 73 | 885 82 | - 0 - | 3 705 58 |
| Johnson | 247 05 | 634 32 | 202 04 | 112 66 | 1 196 07 |
| Kenedy | 1 121 36 | 2 424 56 | - 0 - | 1 465 40 | 5 011 32 |
| Kleberg | 830 43 | 1 683 30 | - 0 - | - 0 - | 2 513 73 |
| La Salle | 2 257 74 | 8 298 72 | - 0 - | 1 404 60 | 11 961 06 |
| Leon | 2 066 86 | 4 468 99 | 760 28 | - 0 - | 7 296 13 |
| Liberty | 1 309 39 | 4 246 68 | 1 160 28 | - 0 - | 6 716 35 |
| Live Oak | 1 432 27 | 3 677 45 | 1 161 30 | - 0 - | 6 271 02 |
| Matagorda | 1 509 39 | 3 875 46 | 3 682 44 | - 0 - | 9 067 29 |
| McLennan | 1 045 12 | 2 542 14 | 564 92 | 633 93 | 4 786 11 |
| McMullen | 2 74 | 8 88 | 11 10 | - 0 - | 22 72 |
| Medina | 473 57 | 1 023 92 | 502 75 | - 0 - | 2 000 24 |
| Milam | 1 938 58 | 4 977 44 | 68 97 | - 0 - | 6 984 99 |
| Montgomery | 1 459 87 | 3 511 59 | 1 237 50 | 394 90 | 6 603 86 |
| Nueces | 2 780 70 | 7 536 78 | 7 476 51 | - 0 - | 17 793 99 |
| Orange | 381 61 | 1 227 97 | 561 82 | - 0 - | 2 171 40 |
| Refugio | 1 220 41 | 3 001 54 | 3 614 85 | - 0 - | 7 836 80 |
| Robertson | 2 663 22 | 5 758 32 | 3 239 06 | 6 448 20 | 18 108 80 |
| Rusk | 677 72 | 1 593 57 | 836 73 | - 0 - | 3 108 02 |
| San Patricio | 1 720 86 | 3 720 80 | 1 433 31 | - 0 - | 6 874 97 |
| Smith | 1 474 30 | 3 506 45 | 1 195 38 | - 0 - | 6 176 13 |
| Starr | 546 38 | 1 402 87 | 443 01 | - 0 - | 2 392 26 |
| Tarrant | 275 84 | 656 03 | 467 01 | 148 28 | 1 547 16 |
| Travis | 1 269 62 | 3 259 83 | 617 65 | - 0 - | 5 147 10 |
| Trinity | 633 96 | 1 713 40 | - 0 - | - 0 - | 2 347 36 |
| Uvalde | 367 18 | 793 90 | 118 18 | 90 20 | 1 369 46 |
| Victoria | 1 505 31 | 3 620 88 | 2 728 34 | 1 796 75 | 9 651 28 |
| Walker | 1 531 80 | 3 933 01 | 412 66 | - 0 - | 5 877 47 |
| Waller | 61 98 | 113 90 | 73 71 | - 0 - | 249 59 |
| Webb | 2 721 24 | 8 457 91 | 1 838 68 | - 0 - | 13 017 83 |
| Willacy | 863 47 | 1 866 96 | 1 647 41 | - 0 - | 4 377 84 |
| Williamson | 1 455 36 | 3 540 06 | 1 602 64 | - 0 - | 6 598 06 |
| Wood | 14 43 | 31 20 | 11 70 | - 0 - | 57 33 |
| Zavala | 1 049 69 | 3 234 17 | - 0 - | 360 46 | 4 644 32 |
| Total | 83 912 30 | 242 798 44 | 87 488 06 | 25 402 31 | 439 601 11 |

TABLE NO. 228
STATEMENT OF ASSESSMENTS AGAINST RAILROADS AND BRIDGES
AS SHOWN BY 1970 TAX ROLLS

| RAILROADS | Real Estate | Road Bed and Appurtenances | | Rolling Stock | Intangible Assets | Personal Property | Total Value |
|--|-------------|----------------------------|-----------|---------------|-------------------|-------------------|-------------|
| | Value | No. of Miles | Value | Value | Value | Value | |
| Moscow, Camden & San Augustine R. R. Co. | | | | | | | |
| Polk | \$ - 0 - | 6 85 | \$ 22 700 | \$ - 0 - | \$ - 0 - | \$ - 0 - | \$ 22 700 |
| Total | - 0 - | 6 85 | 22 700 | - 0 - | - 0 - | - 0 - | 22 700 |
| National Railways of Mexico | | | | | | | |
| Webb | 120 870 | - 0 - | - 0 - | - 0 - | - 0 - | 35 940 | 156 810 |
| Total | 120 870 | - 0 - | - 0 - | - 0 - | - 0 - | 35 940 | 156 810 |
| Paris & Mt. Pleasant R. R. Co. | | | | | | | |
| Lamar | - 0 - | - 0 - | - 0 - | - 0 - | - 0 - | 2 600 | 2 600 |
| Red River | 1 935 | - 0 - | - 0 - | - 0 - | - 0 - | - 0 - | 1 935 |
| Total | 1 935 | - 0 - | - 0 - | - 0 - | - 0 - | 2 600 | 4 535 |
| Pecos Valley Southern Ry. | | | | | | | |
| Reeves | 4 730 | 39 91 | 21 230 | - 0 - | 17 000 | 14 010 | 56 970 |
| Total | 4 730 | 39 91 | 21 230 | - 0 - | 17 000 | 14 010 | 56 970 |
| Point Comfort & Northern | | | | | | | |
| Calhoun | - 0 - | 3 28 | 16 970 | 9 320 | 27 060 | - 0 - | 53 350 |
| Jackson | - 0 - | 9 41 | 51 360 | 26 730 | 77 380 | - 0 - | 155 470 |
| Total | - 0 - | 12 69 | 68 330 | 36 050 | 104 440 | - 0 - | 208 820 |
| Quanah, Acme & Pacific Ry. | | | | | | | |
| Cottle | - 0 - | 40 40 | 220 000 | - 0 - | 88 610 | - 0 - | 308 610 |
| Floyd | - 0 - | 17 76 | 92 000 | - 0 - | 39 600 | 180 | 131 780 |
| Hardeman | - 0 - | 17 36 | 122 940 | 1 500 | 38 610 | - 0 - | 163 050 |
| Motley | 2 825 | 36 32 | 200 000 | - 0 - | 80 690 | - 0 - | 283 515 |
| Total | 2 825 | 111 84 | 634 940 | 1 500 | 247 510 | 180 | 886 955 |
| Rio Grande, El Paso & Santa Fe | | | | | | | |
| El Paso | - 0 - | 19 56 | 506 240 | 59 550 | 21 520 | 10 500 | 597 810 |
| Total | - 0 - | 19 56 | 506 240 | 59 550 | 21 520 | 10 500 | 597 810 |
| Rockdale, Sandow & Southern | | | | | | | |
| Milam | - 0 - | 5 87 | 26 420 | 5 100 | 86 510 | - 0 - | 118 030 |
| Total | - 0 - | 5 87 | 26 420 | 5 100 | 86 510 | - 0 - | 118 030 |
| Roscoe, Snyder & Pacific | | | | | | | |
| Mitchell | - 0 - | 51 | 3 130 | 5 748 | 3 030 | - 0 - | 11 908 |

TABLE NO. 228
STATEMENT OF ASSESSMENTS AGAINST RAILROADS AND BRIDGES
AS SHOWN BY 1970 TAX ROLLS
(Continued)

TAXES

| | State | County | Special | District Schools | Total |
|---|-----------------|------------------|-----------------|---------------------|------------------|
| Moscow, Camden & San Augustine R. R. Co. | | | | | |
| Polk | \$ 83 99 | \$ 215 65 | \$ - 0 - | \$ - 0 - | \$ 299 64 |
| Total | 83 99 | 215 65 | - 0 - | - 0 - | 299 64 |
| National Railways of Mexico | | | | | |
| Webb | 580 20 | 1 803 32 | 392 03 | - 0 - | 2 775 55 |
| Total | 580 20 | 1 803 32 | 392 03 | - 0 - | 2 775 55 |
| Paris & Mt. Pleasant R. R. Co. | | | | | |
| Lamar | 9 62 | 30 68 | - 0 - | - 0 - | 40 30 |
| Red River | 7 16 | 21 29 | - 0 - | - 0 - | 28 45 |
| Total | 16 78 | 51 97 | - 0 - | - 0 - | 68 75 |
| Pecos Valley Southern Ry. | | | | | |
| Reeves | 210 79 | 541 22 | - 0 - | - 0 - | 752 01 |
| Total | 210 79 | 541 22 | - 0 - | - 0 - | 752 01 |
| Point Comfort & Northern | | | | | |
| Calhoun | 197 40 | 426 80 | 61 84 | - 0 - | 686 04 |
| Jackson | 575 24 | 1 865 64 | 179 76 | - 0 - | 2 620 64 |
| Total | 772 64 | 2 292 44 | 241 60 | - 0 - | 3 306 68 |
| Quanah, Acme & Pacific Ry. | | | | | |
| Cottle | 1 141 86 | 4 104 51 | 925 83 | - 0 - | 6 172 20 |
| Floyd | 487 59 | 1 779 53 | 737 44 | 843 00 | 3 847 06 |
| Hardeman | 603 29 | 1 548 97 | 326 10 | - 0 - | 2 478 36 |
| Motley | 1 049 00 | 2 608 34 | 1 560 40 | 3 650 50 | 8 868 24 |
| Total | 3 281 74 | 10 040 85 | 3 549 77 | 4 493 50 | 21 365 86 |
| Rio Grande, El Paso & Santa Fe | | | | | |
| El Paso | 2 211 90 | 5 380 29 | 3 875 55 | - 0 - | 11 467 74 |
| Total | 2 211 90 | 5 380 29 | 3 875 55 | - 0 - | 11 467 74 |
| Rockdale, Sandow & Southern | | | | | |
| Milam | 436 71 | 1 121 29 | 3 74 | - 0 - | 1 561 74 |
| Total | 436 71 | 1 121 29 | 3 74 | - 0 - | 1 561 74 |
| Roscoe, Snyder & Pacific | | | | | |
| Mitchell | 44 06 | 113 14 | 35 72 | - 0 - | 192 92 |

TABLE NO. 228
STATEMENT OF ASSESSMENTS AGAINST RAILROADS AND BRIDGES
AS SHOWN BY 1970 TAX ROLLS

| RAILROADS | Real Estate | Road Bed and Appurtenances | Rolling Stock | Intangible Assets | Personal Property | Total Value | |
|---|-------------|----------------------------|---------------|-------------------|-------------------|-------------|------------|
| | Value | No. of Miles | Value | Value | Value | Value | |
| Roscoe, Snyder & Pacific (Continued) | | | | | | | |
| Notan | \$ 30 000 | 9 05 | \$ - 0 - | \$ 102 232 | \$ 53 450 | \$ 52 900 | \$ 238 582 |
| Scurry | - 0 - | 22 50 | 67 500 | 253 520 | 133 050 | - 0 - | 454 070 |
| Total | 30 000 | 32 06 | 70 630 | 361 500 | 189 530 | 52 900 | 704 560 |
| Sabine River, Northern R. R. | | | | | | | |
| Jasper | 2 000 | 12 88 | 106 430 | 33 860 | 28 760 | - 0 - | 171 050 |
| Newton | - 0 - | 42 | 2 890 | 1 130 | 2 210 | - 0 - | 6 230 |
| Orange | - 0 - | 16 11 | 116 470 | 54 152 | 42 030 | - 0 - | 212 652 |
| Total | 2 000 | 29 41 | 225 790 | 89 142 | 73 000 | - 0 - | 389 932 |
| Southern Pacific Co. | | | | | | | |
| Anderson | - 0 - | 10 20 | 50 000 | 37 370 | 6 940 | - 0 - | 94 310 |
| Angelina | 1 750 | 50 57 | 446 900 | 184 800 | 81 260 | 500 | 715 210 |
| Aransas | - 0 - | 9 81 | 82 030 | 35 940 | 6 680 | - 0 - | 124 650 |
| Austin | - 0 - | 8 70 | 57 250 | 31 870 | 12 580 | - 0 - | 101 700 |
| Bastrop | - 0 - | 27 17 | 177 840 | 99 010 | 39 280 | 750 | 316 880 |
| Bee | - 0 - | 62 28 | 574 340 | 227 190 | 114 900 | 2 820 | 919 250 |
| Bexar | - 0 - | 85 41 | 1 008 590 | 311 480 | 247 940 | - 0 - | 1 568 010 |
| Brazoria | 1 510 | - 0 - | - 0 - | - 0 - | - 0 - | - 0 - | 1 510 |
| Brazos | - 0 - | 38 69 | 353 820 | 141 260 | 131 260 | - 0 - | 626 340 |
| Brewster | - 0 - | 78 62 | 885 995 | 289 010 | 365 900 | - 0 - | 1 540 905 |
| Brooks | - 0 - | 33 18 | 217 130 | 121 070 | 47 940 | - 0 - | 386 140 |
| Burleson | - 0 - | 22 21 | 96 100 | 81 370 | 109 980 | 50 | 287 500 |
| Burnet | 5 820 | 39 54 | 150 640 | 144 370 | 35 210 | 300 | 336 340 |
| Caldwell | - 0 - | 10 31 | 119 360 | 37 770 | 50 660 | - 0 - | 207 790 |
| Calhoun | - 0 - | 9 96 | 130 640 | 36 490 | 6 780 | - 0 - | 173 910 |
| Cameron | - 0 - | 42 70 | 563 180 | 156 430 | 61 880 | 9 800 | 791 290 |
| Chambers | - 0 - | 3 78 | 37 290 | 13 850 | 2 560 | - 0 - | 53 700 |
| Cherokee | 20 | 32 96 | 224 610 | 120 270 | 22 420 | 1 480 | 368 800 |
| Colin | - 0 - | 31 28 | 299 735 | 114 110 | 45 200 | 300 | 459 345 |
| Colorado | 1 780 | 66 48 | 600 930 | 209 530 | 217 720 | 14 000 | 1 043 960 |
| Culberson | - 0 - | 18 86 | 186 200 | 69 100 | 93 500 | - 0 - | 348 800 |
| Dallas | 237 310 | 52 88 | 542 880 | 222 800 | 100 200 | 10 000 | 1 113 190 |
| Delta | - 0 - | 21 89 | 75 370 | 80 200 | 14 900 | 50 | 170 520 |
| DeWitt | 9 400 | 58 85 | 356 230 | 214 630 | 31 520 | - 0 - | 611 780 |
| Ellis | 2 090 | 53 75 | 463 270 | 195 940 | 137 200 | 12 000 | 810 500 |
| El Paso | - 0 - | 69 66 | 2 677 179 | 226 680 | 282 360 | 59 360 | 3 245 579 |
| Falls | 16 840 | 10 57 | 86 780 | 38 730 | 36 040 | - 0 - | 178 390 |

TABLE NO. 228
STATEMENT OF ASSESSMENTS AGAINST RAILROADS AND BRIDGES
AS SHOWN BY 1970 TAX ROLLS
(Continued)

TAXES

| | State | County | Special | District Schools | Total |
|---|-----------|-------------|-----------|---------------------|-------------|
| Roscoe, Snyder & Pacific (Continued) | | | | | |
| Nolan | \$ 882 75 | \$ 1 908 66 | \$ 715 75 | \$ - 0 - | \$ 3 507 16 |
| Scurry | 1 680 06 | 4 086 63 | - 0 - | 337 50 | 6 104 19 |
| Total | 2 606 87 | 6 108 43 | 751 47 | 337 50 | 9 804 27 |
| Sabine River, Northern R. R. | | | | | |
| Jasper | 632 88 | 1 368 40 | 513 15 | 42 88 | 2 557 31 |
| Newton | 23 05 | 62 30 | 46 73 | - 0 - | 132 08 |
| Orange | 786 81 | 2 573 09 | 1 488 59 | - 0 - | 4 848 49 |
| Total | 1 442 74 | 4 003 79 | 2 048 47 | 42 88 | 7 537 88 |
| Southern Pacific Co. | | | | | |
| Anderson | 348 95 | 999 69 | 397 74 | 237 45 | 1 983 83 |
| Angelina | 2 646 28 | 7 152 10 | - 0 - | 2 560 16 | 12 358 54 |
| Aransas | 461 21 | 997 20 | 373 95 | - 0 - | 1 832 36 |
| Austin | 376 30 | 813 60 | 457 66 | - 0 - | 1 647 56 |
| Bastrop | 1 172 45 | 2 535 04 | 633 76 | - 0 - | 4 341 25 |
| Bee | 3 401 23 | 8 732 88 | 1 378 88 | 2 885 80 | 16 398 79 |
| Bexar | 5 801 63 | 12 544 08 | 11 586 56 | 1 286 33 | 31 218 60 |
| Brazoria | 5 59 | 15 86 | 6 80 | - 0 - | 28 25 |
| Brazos | 2 317 45 | 6 576 57 | 1 565 85 | - 0 - | 10 459 87 |
| Brewster | 5 701 35 | 12 327 24 | - 0 - | - 0 - | 18 028 59 |
| Brooks | 1 428 72 | 3 668 34 | 1 158 42 | - 0 - | 6 255 48 |
| Burleson | 1 063 76 | 3 306 25 | 862 50 | 974 25 | 6 206 76 |
| Burnet | 1 244 46 | 3 195 23 | 1 060 28 | - 0 - | 5 499 97 |
| Caldwell | 768 82 | 1 662 32 | 257 72 | 655 20 | 3 344 06 |
| Calhoun | 643 47 | 1 391 28 | 838 00 | - 0 - | 2 872 75 |
| Cameron | 2 927 77 | 8 704 19 | 1 600 21 | 2 558 93 | 15 791 10 |
| Chambers | 198 69 | 745 84 | - 0 - | - 0 - | 944 53 |
| Cherokee | 1 364 56 | 3 503 60 | 1 106 40 | 234 08 | 6 208 64 |
| Collin | 1 699 58 | 4 363 78 | 1 607 71 | 930 54 | 8 601 61 |
| Colorado | 3 862 65 | 7 307 72 | 3 131 88 | - 0 - | 14 302 25 |
| Culberson | 1 290 56 | 3 313 60 | 1 046 40 | - 0 - | 5 650 56 |
| Dallas | 4 118 80 | 10 909 03 | 4 741 14 | 2 370 57 | 22 139 54 |
| Delta | 630 92 | 2 046 24 | 511 56 | - 0 - | 3 188 72 |
| DeWitt | 2 263 59 | 5 628 38 | 1 753 06 | 3 039 16 | 12 684 19 |
| Ellis | 2 998 85 | 6 484 00 | 3 688 92 | - 0 - | 13 171 77 |
| El Paso | 12 008 64 | 29 210 20 | 20 524 04 | 22 293 87 | 84 036 75 |
| Falls | 660 04 | 1 694 71 | 572 07 | - 0 - | 2 926 82 |

TABLE NO. 228
STATEMENT OF ASSESSMENTS AGAINST RAILROADS AND BRIDGES
AS SHOWN BY 1970 TAX ROLLS

| RAILROADS | Real Estate | Road Bed and Appurtenances | Rolling Stock | Intangible Assets | Personal Property | Total Value | |
|----------------------------------|-------------|----------------------------|---------------|-------------------|-------------------|-------------|------------|
| | Value | No. of Miles | Value | Value | Value | Value | |
| Southern Pacific Co. (Continued) | | | | | | | |
| Fayette | \$ 30 | 60 00 | \$ 506 910 | \$ 218 840 | \$ 243 880 | \$ 1 000 | \$ 970 660 |
| Fort Bend | 13 210 | 85 05 | 544 380 | 310 620 | 229 660 | 500 | 1 098 370 |
| Freestone | - 0 - | 4 33 | 36 500 | 15 860 | 21 260 | - 0 - | 73 620 |
| Galveston | 257 700 | 22 41 | 180 000 | 90 090 | 57 880 | 10 500 | 596 170 |
| Goliad | - 0 - | 30 30 | 230 640 | 110 690 | 60 780 | - 0 - | 402 110 |
| Gonzales | - 0 - | 116 89 | 320 020 | 203 010 | 128 320 | - 0 - | 651 350 |
| Grayson | - 0 - | 26 73 | 234 950 | 98 340 | 38 780 | 670 | 372 740 |
| Grimes | - 0 - | 13 67 | 132 300 | 50 090 | 44 510 | - 0 - | 226 900 |
| Guadalupe | 5 020 | 36 60 | 417 130 | 133 600 | 172 160 | 1 000 | 728 910 |
| Hardin | - 0 - | 26 44 | 220 250 | 96 870 | 17 980 | - 0 - | 335 100 |
| Harris | - 0 - | 457 95 | 5 658 640 | 601 250 | 537 680 | 949 390 | 7 746 960 |
| Henderson | - 0 - | 38 47 | 186 200 | 140 550 | 26 160 | - 0 - | 352 910 |
| Hidalgo | - 0 - | 62 06 | 628 490 | 226 380 | 90 520 | - 0 - | 945 390 |
| Hudspeth | - 0 - | 77 96 | 628 050 | 284 710 | 360 140 | 1 910 | 1 274 810 |
| Hunt | 4 500 | 2 04 | 9 050 | 7 480 | 1 380 | - 0 - | 22 410 |
| Jackson | - 0 - | 22 96 | 172 500 | 84 120 | 45 920 | 100 | 302 640 |
| Jasper | - 0 - | 1 34 | 5 210 | 4 900 | 900 | - 0 - | 11 010 |
| Jefferson | 30 580 | 46 22 | 648 440 | 155 770 | 109 620 | 15 000 | 959 410 |
| Jeff Davis | - 0 - | 25 38 | 265 950 | 94 560 | 123 400 | - 0 - | 483 910 |
| Jim Wells | - 0 - | 58 18 | 321 030 | 212 170 | 79 800 | 1 000 | 614 000 |
| Karnes | 3 360 | 30 52 | 220 000 | 111 330 | 54 900 | - 0 - | 389 590 |
| Kaufman | - 0 - | 55 50 | 248 430 | 134 150 | 25 060 | 800 | 408 440 |
| Kendall | - 0 - | 26 03 | 123 640 | 95 370 | 17 700 | - 0 - | 236 710 |
| Kerr | - 0 - | 18 15 | 69 410 | 66 500 | 12 340 | - 0 - | 148 250 |
| Kinney | 50 | 50 52 | 530 560 | 184 600 | 217 400 | 1 800 | 934 410 |
| Lamar | 5 590 | 13 28 | 99 520 | 48 650 | 9 020 | - 0 - | 162 780 |
| Lampasas | 4 000 | - 0 - | - 0 - | - 0 - | - 0 - | - 0 - | 4 000 |
| Lavaca | 9 110 | 24 99 | 154 940 | 91 560 | 16 980 | - 0 - | 272 590 |
| Lee | - 0 - | 44 59 | 298 180 | 162 870 | 151 300 | - 2 600 | 614 950 |
| Liberty | - 0 - | 56 76 | 692 970 | 206 970 | 200 980 | - 1 130 | 1 102 050 |
| Limestone | 1 970 | 34 98 | 433 420 | 127 670 | 176 160 | 1 250 | 740 470 |
| Llano | - 0 - | 20 45 | 72 970 | 74 930 | 13 900 | - 0 - | 161 800 |
| Madison | 210 | - 0 - | - 0 - | - 0 - | - 0 - | - 0 - | 210 |
| Matagorda | - 0 - | 51 96 | 248 370 | 189 880 | 35 340 | 420 | 474 010 |
| Maverick | 25 400 | 28 97 | 385 510 | 105 650 | 19 700 | 100 | 536 360 |
| Medina | - 0 - | 42 65 | 404 250 | 155 770 | 200 150 | 2 340 | 762 510 |
| Milam | - 0 - | 12 15 | 25 040 | 44 510 | 8 250 | - 0 - | 77 800 |

TABLE NO. 228
STATEMENT OF ASSESSMENTS AGAINST RAILROADS AND BRIDGES
AS SHOWN BY 1970 TAX ROLLS
(Continued)

TAXES

| | State | County | Special | District Schools | Total |
|----------------------------------|-------------|-------------|-------------|---------------------|--------------|
| Southern Pacific Co. (Continued) | | | | | |
| Fayette | \$ 3 591 44 | \$ 6 794 62 | \$ 2 911 98 | \$ - 0 - | \$ 13 298 04 |
| Fort Bend | 4 063 96 | 10 434 52 | 6 659 40 | - 0 - | 21 157 88 |
| Freestone | 272 39 | 588 96 | 54 75 | - 0 - | 916 10 |
| Galveston | 2 205 84 | 6 140 55 | 2 272 06 | 208 55 | 10 827 00 |
| Goliad | 1 487 81 | 4 222 16 | 46 13 | 5 045 25 | 10 801 35 |
| Gonzales | 2 409 99 | 6 187 82 | 96 00 | 2 857 05 | 11 550 86 |
| Grayson | 1 379 14 | 3 727 40 | 706 86 | - 0 - | 5 813 40 |
| Grimes | 839 53 | 2 722 80 | - 0 - | - 0 - | 3 562 33 |
| Guadalupe | 2 696 97 | 5 831 28 | 2 537 71 | - 0 - | 11 065 96 |
| Hardin | 1 239 87 | 4 021 20 | - 0 - | - 0 - | 5 261 07 |
| Harris | 28 663 75 | 146 684 68 | - 0 - | 653 76 | 176 002 19 |
| Henderson | 1 305 77 | 3 352 65 | 1 338 03 | 1 473 72 | 7 470 17 |
| Hidalgo | 3 497 94 | 11 817 38 | 1 847 14 | - 0 - | 17 162 46 |
| Hudspeth | 4 716 80 | 12 110 70 | 272 64 | 682 87 | 17 783 01 |
| Hunt | 82 92 | 212 90 | 78 44 | 5 10 | 379 36 |
| Jackson | 1 119 77 | 3 631 68 | 1 175 78 | - 0 - | 5 927 23 |
| Jasper | 40 74 | 88 08 | 168 49 | - 0 - | 297 31 |
| Jefferson | 3 549 85 | 11 896 68 | 6 308 75 | - 0 - | 21 755 28 |
| Jeff Davis | 1 790 47 | 3 871 28 | - 0 - | - 0 - | 5 661 75 |
| Jim Wells | 2 271 80 | 6 815 40 | 1 842 00 | 348 32 | 11 277 52 |
| Karnes | 1 441 48 | 3 506 31 | 327 35 | 824 40 | 6 099 54 |
| Kaufman | 1 511 23 | 3 267 52 | 1 225 32 | - 0 - | 6 004 07 |
| Kendall | 875 83 | 1 893 68 | - 0 - | - 0 - | 2 769 51 |
| Kerr | 548 52 | 1 186 00 | 479 46 | - 0 - | 2 213 98 |
| Kinney | 3 457 32 | 11 680 13 | 9 317 18 | - 0 - | 24 454 63 |
| Lamar | 602 29 | 1 920 80 | - 0 - | 1 698 10 | 4 221 19 |
| Lampasas | 14 80 | 26 00 | 12 00 | - 0 - | 52 80 |
| Lavaca | 1 008 58 | 2 180 72 | 825 99 | 24 60 | 4 039 89 |
| Lee | 2 275 32 | 5 842 03 | 1 844 85 | - 0 - | 9 962 20 |
| Liberty | 4 077 59 | 13 224 60 | 2 062 25 | - 0 - | 19 364 44 |
| Limestone | 2 739 74 | 7 034 47 | 2 221 41 | - 0 - | 11 995 62 |
| Llano | 598 66 | 1 618 00 | 485 40 | - 0 - | 2 702 06 |
| Madison | 78 | 1 91 | - 0 - | - 0 - | 2 69 |
| Matagorda | 1 753 84 | 4 503 12 | 3 408 92 | - 0 - | 9 665 88 |
| Maverick | 1 984 53 | 4 290 88 | 1 397 43 | - 0 - | 7 672 84 |
| Medina | 2 821 28 | 6 100 08 | 2 627 63 | - 0 - | 11 548 99 |
| Milam | 287 87 | 739 11 | 7 12 | - 0 - | 1 034 10 |

TABLE NO. 228
STATEMENT OF ASSESSMENTS AGAINST RAILROADS AND BRIDGES
AS SHOWN BY 1970 TAX ROLLS

| | Real Estate | Road Bed and Appurtenances | Rolling Stock | Intangible Assets | Personal Property | Total Value | |
|---|----------------|----------------------------|-------------------|-------------------|-------------------|------------------|-------------------|
| RAILROADS | Value | No. of Miles | Value | Value | Value | Value | |
| Southern Pacific Co. (Continued) | | | | | | | |
| Montgomery | \$ - 0 - | 16 94 | \$ 117 720 | \$ 62 070 | \$ 44 620 | \$ - 0 - | \$ 224 410 |
| McLennan | 70 160 | - 0 - | - 0 - | - 0 - | - 0 - | - 0 - | 70 160 |
| Nacogdoches | 21 290 | 60 60 | 533 200 | 212 240 | 107 240 | 100 - | 854 070 |
| Navarro | 7 450 | 32 04 | 467 960 | 116 890 | 3 380 | 120 | 595 800 |
| Nueces | - 0 - | 8 91 | 12 300 | 32 640 | - 0 - | 2 270 | 47 210 |
| Orange | 73 540 | 27 81 | 269 990 | 100 990 | 131 540 | 360 | 576 420 |
| Pecos | - 0 - | 9 32 | 47 230 | 34 150 | 45 780 | - 0 - | 127 160 |
| Polk | - 0 - | 41 89 | 406 500 | 152 980 | 111 220 | - 0 - | 670 700 |
| Presidio | - 0 - | 44 35 | 321 339 | 161 500 | 211 080 | - 0 - | 693 919 |
| Robertson | - 0 - | 50 76 | 532 730 | 185 480 | 226 020 | - 0 - | 944 230 |
| Rusk | - 0 - | 85 | 6 890 | 3 110 | 580 | - 0 - | 10 580 |
| San Jacinto | - 0 - | 13 46 | 121 480 | 49 310 | 35 460 | - 0 - | 206 250 |
| San Patricio | - 0 - | 49 59 | 362 970 | 167 270 | 67 640 | 100 | 597 980 |
| Shelby | - 0 - | 29 84 | 205 000 | 108 830 | 78 600 | - 0 - | 392 430 |
| Tarrant | - 0 - | 21 84 | 196 800 | 80 020 | 40 340 | 600 | 317 760 |
| Terrell | - 0 - | 59 51 | 455 330 | 217 040 | 276 200 | 2 970 | 951 540 |
| Travis | - 0 - | 38 61 | 368 340 | 140 960 | 44 140 | 1 000 | 554 440 |
| Tyler | - 0 - | 37 60 | 180 580 | 137 260 | 25 560 | - 0 - | 343 400 |
| Uvalde | - 0 - | 45 08 | 573 216 | 164 670 | 214 660 | 1 050 | 953 596 |
| Val Verde | - 0 - | 89 51 | 1 209 080 | 326 460 | 424 440 | 7 190 | 1 967 170 |
| Victoria | - 0 - | 60 55 | 441 680 | 220 850 | 62 720 | 2 700 | 727 950 |
| Waller | 1 640 | 19 32 | 132 770 | 70 790 | 72 140 | 300 | 277 640 |
| Washington | 2 650 | 21 74 | 108 750 | 79 580 | 32 140 | 1 490 | 224 610 |
| Wharton | - 0 - | 69 26 | 537 890 | 252 770 | 138 640 | 200 | 929 500 |
| Williamson | - 0 - | 28 86 | 181 820 | 105 240 | 19 620 | 500 | 307 180 |
| Wilson | 4 420 | 37 30 | 211 740 | 136 170 | 44 580 | - 0 - | 396 910 |
| Total | 798 400 | 3 592 33 | 33 821 444 | 11 700 850 | 8 311 060 | 1 123 870 | 55 755 624 |
| St. Louis, San Francisco & Texas Ry. Co. | | | | | | | |
| Collin | - 0 - | 19 55 | 114 563 | 31 100 | 52 060 | - 0 - | 197 723 |
| Dallas | 219 870 | 2 64 | 15 540 | 4 200 | 7 030 | 50 850 | 297 490 |
| Denton | - 0 - | 10 02 | 67 700 | 15 940 | 26 690 | - 0 - | 110 330 |
| Grayson | - 0 - | 26 75 | 326 880 | 42 440 | 71 050 | 4 000 | 444 370 |
| Hardeman | - 0 - | 7 90 | 56 070 | 12 570 | 21 040 | - 0 - | 89 680 |
| Lamar | - 0 - | 16 21 | 169 380 | 25 780 | 43 170 | - 0 - | 238 330 |
| Lubbock | - 0 - | - 0 - | - 0 - | - 0 - | - 0 - | 1 050 | 1 050 |
| Tarrant | 5 130 | 5 86 | 122 500 | 9 320 | 15 630 | - 0 - | 152 580 |
| Total | 225 000 | 88 93 | 872 633 | 141 350 | 236 670 | 55 900 | 1 531 553 |

TABLE NO. 228
STATEMENT OF ASSESSMENTS AGAINST RAILROADS AND BRIDGES
AS SHOWN BY 1969 TAX ROLLS
(Continued)

TAXES

| | State | County | Special | District Schools | Total |
|---|------------|-------------|------------|---------------------|--------------|
| Southern Pacific Co. (Continued) | | | | | |
| Montgomery | \$ 830 31 | \$ 1 997 24 | \$ 908 67 | \$ - 0 - | \$ 3 736 22 |
| McLennan | 259 60 | 631 44 | 140 32 | 207 96 | 1 239 32 |
| Nacogdoches | 3 160 06 | 8 113 67 | 1 775 00 | - 0 - | 13 048 73 |
| Navarro | 2 204 45 | 4 766 40 | 1 012 86 | 4 677 35 | 12 661 06 |
| Nueces | 174 68 | 460 50 | 221 82 | - 0 - | 857 00 |
| Orange | 2 132 76 | 6 858 42 | 3 104 83 | - 0 - | 12 096 01 |
| Pecos | 470 50 | 1 144 44 | 475 94 | - 0 - | 2 090 88 |
| Polk | 2 481 59 | 6 371 66 | - 0 - | - 0 - | 8 853 25 |
| Presidio | 2 567 50 | 5 551 35 | - 0 - | - 0 - | 8 118 85 |
| Robertson | 3 493 65 | 7 553 84 | 4 249 04 | 1 883 14 | 17 179 67 |
| Rusk | 39 15 | 92 05 | 48 96 | - 0 - | 180 16 |
| San Jacinto | 763 13 | 1 959 38 | 618 75 | - 0 - | 3 341 26 |
| San Patricio | 2 212 54 | 4 783 84 | 2 101 41 | - 0 - | 9 097 79 |
| Shelby | 1 451 99 | 3 728 09 | 1 177 29 | - 0 - | 6 357 37 |
| Tarrant | 1 175 71 | 2 796 29 | 2 356 27 | 2 784 92 | 9 113 19 |
| Terrell | 3 520 70 | 9 039 63 | - 0 - | - 0 - | 12 560 33 |
| Travis | 2 051 43 | 5 267 18 | 997 99 | - 0 - | 8 316 60 |
| Tyler | 1 270 58 | 2 747 20 | 2 928 24 | - 0 - | 6 946 02 |
| Uvalde | 3 528 31 | 7 628 77 | 1 163 81 | 1 148 53 | 13 469 42 |
| Val Verde | 7 278 53 | 15 737 36 | 5 901 51 | 12 450 89 | 41 368 29 |
| Victoria | 2 693 42 | 6 478 76 | 4 341 65 | 2 739 17 | 16 253 00 |
| Waller | 1 027 27 | 1 887 95 | 1 221 62 | - 0 - | 4 136 84 |
| Washington | 831 05 | 2 021 49 | 1 125 39 | - 0 - | 3 977 93 |
| Wharton | 3 439 15 | 10 503 35 | 2 938 06 | 2 421 41 | 19 301 97 |
| Williamson | 1 136 57 | 2 764 62 | 989 49 | - 0 - | 4 890 68 |
| Wilson | 1 468 57 | 3 572 19 | 342 81 | 407 63 | 5 791 20 |
| Total | 206 295 93 | 594 454 18 | 155 561 71 | 82 569 06 | 1 038 880 88 |
| St. Louis, San Francisco & Texas Ry. Co. | | | | | |
| Collin | 731 58 | 1 878 37 | 692 03 | 853 05 | 4 155 03 |
| Dallas | 1 100 71 | 2 967 15 | 2 576 34 | - 0 - | 6 644 20 |
| Denton | 408 22 | 1 048 14 | - 0 - | - 0 - | 1 456 36 |
| Grayson | 1 644 17 | 4 443 70 | - 0 - | 992 64 | 7 080 51 |
| Hardeman | 331 82 | 851 96 | 179 36 | - 0 - | 1 363 14 |
| Lamar | 881 82 | 2 812 29 | 2 274 37 | - 0 - | 5 968 48 |
| Lubbock | 3 89 | 8 19 | 5 35 | - 0 - | 17 43 |
| Tarrant | 564 54 | 1 342 70 | 1 744 32 | 510 52 | 4 162 08 |
| Total | 5 666 75 | 15 352 50 | 7 471 77 | 2 356 21 | 30 847 23 |

TABLE NO. 228
STATEMENT OF ASSESSMENTS AGAINST RAILROADS AND BRIDGES
AS SHOWN BY 1970 TAX ROLLS

| | Real Estate | Road Bed and Appurtenances | Rolling Stock | Intangible Assets | Personal Property | Total Value |
|------------------------------------|----------------|----------------------------|------------------|-------------------|-------------------|------------------|
| RAILROADS | Value | No. of Miles | Value | Value | Value | Value |
| St. Louis, Southwestern Ry. | | | | | | |
| Angelina | \$ 500 | 16 88 | \$ 107 500 | \$ 61 500 | \$ 31 430 | \$ 200 930 |
| Bowie | 2 710 | 37 35 | 326 650 | 136 070 | 69 550 | 535 260 |
| Brazos | 3 000 | - 0 - | - 0 - | - 0 - | - 0 - | 3 000 |
| Camp | - 0 - | 12 08 | 120 800 | 44 010 | 22 490 | 187 300 |
| Cass | - 0 - | 3 80 | 38 270 | 13 840 | 7 090 | 59 200 |
| Cherokee | 340 | 56 66 | 428 670 | 206 430 | 105 490 | 740 930 |
| Collin | - 0 - | 31 23 | 240 280 | 113 780 | 58 140 | 412 200 |
| Coryell | 1 000 | 22 02 | 128 820 | 80 220 | 41 000 | 251 040 |
| Dallas | 439 400 | 18 34 | 150 900 | 55 270 | 31 890 | 677 860 |
| Delta | - 0 - | 68 | 5 500 | 2 480 | 1 280 | 9 260 |
| Falls | 1 370 | - 0 - | - 0 - | - 0 - | - 0 - | 1 370 |
| Fannin | - 0 - | - 0 - | - 0 - | - 0 - | - 0 - | 140 |
| Franklin | - 0 - | 11 05 | 91 670 | 40 260 | 20 570 | 152 500 |
| Grayson | - 0 - | 3 43 | 17 820 | - 0 - | - 0 - | 17 820 |
| Henderson | 350 | 42 18 | 427 210 | 153 670 | 78 530 | 659 760 |
| Hill | - 0 - | 14 52 | 122 063 | 52 900 | 27 040 | 202 003 |
| Hopkins | 4 370 | 33 34 | 264 570 | 121 460 | 62 080 | 452 480 |
| Hunt | 90 | 29 52 | 296 310 | 107 550 | 54 960 | 458 910 |
| Limestone | - 0 - | 95 | 8 550 | 3 460 | 1 770 | 13 780 |
| McLennan | 32 470 | 40 01 | 409 790 | 145 770 | 75 630 | 663 660 |
| Morris | - 0 - | 9 95 | 97 530 | 36 250 | 18 530 | 152 310 |
| Navarro | 6 110 | 45 72 | 570 350 | 166 570 | 85 120 | 828 150 |
| Smith | 3 010 | 46 56 | 737 460 | 169 630 | 86 690 | 1 032 090 |
| Tarrant | 9 330 | 23 62 | 205 060 | 71 150 | 36 360 | 321 910 |
| Titus | 2 800 | 25 03 | 321 330 | 91 190 | 46 600 | 461 920 |
| Upshur | 2 160 | 29 24 | 283 550 | 106 530 | 54 440 | 446 680 |
| Total | 509 010 | 554 16 | 5 400 653 | 1 979 990 | 1 016 680 | 8 942 463 |
| Texas Central Railway Co. | | | | | | |
| Comanche | - 0 - | 17 94 | 12 110 | - 0 - | - 0 - | 12 110 |
| Eastland | - 0 - | 1 67 | 1 100 | - 0 - | - 0 - | 1 100 |
| Erath | 4 900 | 5 50 | 3 440 | - 0 - | - 0 - | 8 340 |
| Total | 4 900 | 25 11 | 16 650 | - 0 - | - 0 - | 21 550 |
| Texas Mexican Ry. Co. | | | | | | |
| Duval | 15 900 | 45 04 | 946 000 | 166 970 | 90 990 | 1 219 860 |
| Jim Hogg | 2 450 | 12 21 | 116 140 | 45 090 | 24 580 | 188 260 |
| Jim Wells | - 0 - | 18 83 | 127 840 | 69 520 | 37 880 | 235 240 |

TABLE NO. 228
STATEMENT OF ASSESSMENTS AGAINST RAILROADS AND BRIDGES
AS SHOWN BY 1970 TAX ROLLS
(Continued)

TAXES

| | State | County | Special | District Schools | Total |
|------------------------------------|------------------|------------------|------------------|---------------------|-------------------|
| St. Louis, Southwestern Ry. | | | | | |
| Angelina | \$ 743 44 | \$ 2 009 30 | \$ - 0 - | \$ 615 60 | \$ 3 368 34 |
| Bowie | 1 980 47 | 4 282 08 | 277 96 | 1 022 80 | 7 563 31 |
| Brazos | 11 10 | 31 50 | 7 50 | - 0 - | 50 10 |
| Camp | 693 01 | 1 779 35 | 749 20 | - 0 - | 3 221 56 |
| Cass | 219 04 | 562 40 | 177 60 | - 0 - | 959 04 |
| Cherokee | 2 741 44 | 7 038 84 | 2 222 79 | - 0 - | 12 003 07 |
| Collin | 1 525 14 | 3 915 90 | 1 442 70 | - 0 - | 6 883 74 |
| Coryell | 928 85 | 2 384 88 | 755 10 | - 0 - | 4 068 83 |
| Dallas | 2 508 08 | 6 718 46 | 3 544 20 | 1 772 10 | 14 542 84 |
| Delta | 34 26 | 111 12 | 27 78 | - 0 - | 173 16 |
| Falls | 5 07 | 13 02 | 4 11 | - 0 - | 22 20 |
| Fannin | 52 | 1 55 | 35 | - 0 - | 2 42 |
| Franklin | 564 25 | 1 448 75 | 457 50 | 91 00 | 2 561 50 |
| Grayson | 65 93 | 178 20 | - 0 - | 53 46 | 297 59 |
| Henderson | 2 441 12 | 6 267 74 | 4 416 38 | 757 05 | 13 882 29 |
| Hill | 747 41 | 1 616 02 | 1 473 59 | 24 44 | 3 861 46 |
| Hopkins | 1 674 18 | 3 393 60 | 3 607 10 | 2 756 00 | 11 430 88 |
| Hunt | 1 697 97 | 4 359 65 | 1 606 19 | - 0 - | 7 663 81 |
| Limestone | 50 99 | 130 91 | 41 34 | - 0 - | 223 24 |
| McLennan | 2 455 56 | 5 972 94 | 1 327 32 | 3 603 41 | 13 359 23 |
| Morris | 563 55 | 1 446 95 | - 0 - | - 0 - | 2 010 50 |
| Navarro | 3 064 15 | 6 625 20 | 1 407 85 | 3 919 93 | 15 017 13 |
| Smith | 3 818 73 | 9 082 39 | 3 096 27 | - 0 - | 15 997 39 |
| Tarrant | 1 191 07 | 2 832 81 | 933 54 | 3 384 43 | 8 341 85 |
| Titus | 1 709 10 | 4 388 24 | 1 628 86 | 2 182 20 | 9 908 40 |
| Upshur | 1 652 71 | 4 002 00 | 1 439 34 | - 0 - | 7 094 05 |
| Total | 33 087 14 | 80 593 80 | 30 644 57 | 20 182 42 | 164 507 93 |
| Texas Central Railway Co. | | | | | |
| Comanche | 44 81 | 96 88 | 36 33 | - 0 - | 178 02 |
| Eastland | 4 07 | 8 80 | - 0 - | - 0 - | 12 87 |
| Erath | 30 86 | 66 72 | 25 02 | - 0 - | 122 60 |
| Total | 79 74 | 172 40 | 61 35 | - 0 - | 313 49 |
| Texas Mexican Ry. Co. | | | | | |
| Duval | 4 513 48 | 34 766 01 | 9 619 00 | 1 923 80 | 50 822 29 |
| Jim Hogg | 696 56 | 1 506 08 | 888 06 | - 0 - | 3 090 70 |
| Jim Wells | 870 39 | 2 611 16 | 705 72 | - 0 - | 4 187 27 |

TABLE NO. 228
STATEMENT OF ASSESSMENTS AGAINST RAILROADS AND BRIDGES
AS SHOWN BY 1970 TAX ROLLS

| RAILROADS | Real Estate | Road Bed and Appurtenances | | Rolling Stock | Intangible Assets | Personal Property | Total Value |
|--|-------------|----------------------------|------------|---------------|-------------------|-------------------|-------------|
| | Value | No. of Miles | Value | Value | Value | Value | |
| Texas Mexican Ry. Co. (Continued) | | | | | | | |
| Nueces | \$ - 0 - | 33 04 | \$ 318 410 | \$ 121 940 | \$ 66 490 | \$ - 0 - | \$ 506 840 |
| Webb | - 0 - | 51 86 | 1 022 100 | 192 167 | 104 780 | - 0 - | 1 319 047 |
| Total | 18 350 | 160 98 | 2 530 490 | 595 687 | 324 720 | - 0 - | 3 469 247 |
| Texas-New Mexico Ry. Co. | | | | | | | |
| Ward | - 0 - | 6 94 | 38 520 | 3 470 | 35 330 | - 0 - | 77 320 |
| Winkler | 4 320 | 27 17 | 108 180 | 13 590 | 70 670 | - 0 - | 196 760 |
| Total | 4 320 | 34 11 | 146 700 | 17 060 | 106 000 | - 0 - | 274 080 |
| Texas & Northern R. R. Co. | | | | | | | |
| Morris | 2 950 | 9 10 | 45 000 | 70 130 | 1 082 030 | 7 300 | 1 207 410 |
| Total | 2 950 | 9 10 | 45 000 | 70 130 | 1 082 030 | 7 300 | 1 207 410 |
| Texas & Pacific Ry. Co. | | | | | | | |
| Bowie | 150 | 51 01 | 365 990 | 116 190 | 149 270 | 10 | 631 610 |
| Callahan | 1 000 | 31 58 | 276 250 | 71 060 | 135 800 | - 0 - | 484 110 |
| Cass | 100 | 32 93 | 281 800 | 74 090 | 179 700 | - 0 - | 535 690 |
| Cooke | - 0 - | 1 91 | 15 350 | 4 300 | 4 390 | - 0 - | 24 040 |
| Crane | - 0 - | 1 46 | 8 030 | 3 280 | 6 280 | 30 | 17 620 |
| Culberson | - 0 - | 47 31 | 597 790 | 106 450 | 203 430 | - 0 - | 907 670 |
| Dallas | 120 370 | 54 95 | 633 670 | 146 630 | 334 770 | 6 880 | 1 242 320 |
| Denton | 980 | 35 89 | 297 150 | 80 750 | 82 550 | - 0 - | 461 430 |
| Eastland | 8 800 | 30 84 | 221 270 | 69 400 | 132 610 | - 0 - | 432 080 |
| Ector | - 0 - | 31 93 | 326 380 | 71 840 | 137 300 | - 0 - | 535 520 |
| El Paso | - 0 - | 1 84 | 265 290 | 99 680 | 7 910 | 13 700 | 386 580 |
| Fannin | - 0 - | 31 07 | 223 860 | 69 900 | 71 460 | - 0 - | 365 220 |
| Fisher | - 0 - | 51 78 | 17 420 | 4 820 | 9 200 | - 0 - | 31 440 |
| Grayson | - 0 - | 47 36 | 365 170 | 106 560 | 125 490 | - 0 - | 597 220 |
| Gregg | 2 290 | 15 67 | 200 210 | 35 260 | 93 390 | - 0 - | 331 150 |
| Harrison | - 0 - | 53 53 | 959 130 | 120 440 | 319 040 | - 0 - | 1 398 610 |
| Howard | - 0 - | 32 43 | 314 160 | 72 960 | 139 450 | - 0 - | 526 570 |
| Hudspeth | - 0 - | 28 22 | 157 880 | 174 690 | 121 340 | - 0 - | 453 910 |
| Jeff Davis | - 0 - | 4 70 | 27 918 | 10 580 | 20 210 | - 0 - | 58 708 |
| Kaufman | 250 | 26 37 | 242 730 | 59 330 | 157 160 | - 0 - | 459 470 |
| Lamar | 1 250 | 31 35 | 234 870 | 70 540 | 72 100 | - 0 - | 378 760 |
| Marion | - 0 - | 13 52 | 110 000 | 30 420 | 80 580 | - 0 - | 221 000 |
| Martin | - 0 - | - 0 - | - 0 - | 29 310 | 56 000 | - 0 - | 85 310 |
| Midland | - 0 - | 26 51 | 204 660 | 59 650 | 113 990 | - 0 - | 378 300 |

TABLE NO. 228
STATEMENT OF ASSESSMENTS AGAINST RAILROADS AND BRIDGES
AS SHOWN BY 1970 TAX ROLLS
(Continued)

TAXES

| | State | County | Special | District Schools | Total |
|--|-------------|-------------|-------------|---------------------|--------------|
| Texas Mexican Ry. Co. (Continued) | | | | | |
| Nueces | \$ 1 875 31 | \$ 5 024 86 | \$ 4 330 80 | \$ - 0 - | \$ 11 230 97 |
| Webb | 4 880 51 | 15 169 16 | 6 036 69 | - 0 - | 26 086 36 |
| Total | 12 836 25 | 59 077 27 | 21 580 27 | 1 923 80 | 95 417 59 |
| Texas-New Mexico Ry. Co. | | | | | |
| Ward | 286 08 | 889 18 | - 0 - | - 0 - | 1 175 26 |
| Winkler | 728 01 | 1 869 22 | 590 28 | - 0 - | 3 187 51 |
| Total | 1 014 09 | 2 758 40 | 590 28 | - 0 - | 4 362 77 |
| Texas & Northern R. R. Co. | | | | | |
| Morris | 4 467 42 | 11 470 40 | - 0 - | - 0 - | 15 937 82 |
| Total | 4 467 42 | 11 470 40 | - 0 - | - 0 - | 15 937 82 |
| Texas & Pacific Ry. Co. | | | | | |
| Bowie | 2 336 96 | 5 052 88 | 916 38 | - 0 - | 8 306 22 |
| Callahan | 1 791 21 | 3 872 88 | 831 75 | 2 831 74 | 9 327 58 |
| Cass | 1 982 05 | 5 089 06 | 1 607 07 | - 0 - | 8 678 18 |
| Cooke | 88 95 | 197 13 | 14 43 | 46 05 | 346 56 |
| Crane | 65 20 | 167 39 | 52 86 | - 0 - | 285 45 |
| Culberson | 3 358 38 | 8 622 87 | 2 723 01 | - 0 - | 14 704 26 |
| Dallas | 4 596 58 | 12 091 03 | 4 565 52 | 2 282 76 | 23 535 89 |
| Denton | 1 707 30 | 4 383 59 | - 0 - | 2 059 05 | 8 149 94 |
| Eastland | 1 598 70 | 3 456 64 | - 0 - | - 0 - | 5 055 34 |
| Ector | 1 981 42 | 5 087 44 | 1 017 49 | - 0 - | 8 086 35 |
| El Paso | 1 430 35 | 3 479 22 | 2 092 43 | - 0 - | 7 002 00 |
| Fannin | 1 351 31 | 4 053 94 | 149 26 | - 0 - | 5 554 51 |
| Fisher | 116 33 | 298 68 | - 0 - | - 0 - | 415 01 |
| Grayson | 2 209 71 | 5 972 20 | - 0 - | 1 916 26 | 10 098 17 |
| Gregg | 1 225 25 | 3 145 94 | 993 45 | - 0 - | 5 364 64 |
| Harrison | 5 174 86 | 13 286 80 | - 0 - | - 0 - | 18 461 66 |
| Howard | 1 948 31 | 5 476 32 | - 0 - | 1 884 96 | 9 309 59 |
| Hudspeth | 1 679 47 | 4 312 14 | 89 50 | 385 70 | 6 466 81 |
| Jeff Davis | 217 22 | 469 66 | - 0 - | - 0 - | 686 88 |
| Kaufman | 1 700 04 | 3 675 76 | 1 378 41 | - 0 - | 6 754 21 |
| Lamar | 1 401 41 | 4 469 37 | - 0 - | 2 778 54 | 8 649 32 |
| Marion | 817 70 | 2 541 50 | 1 488 00 | 326 55 | 5 173 75 |
| Martin | 315 65 | 1 100 50 | - 0 - | - 0 - | 1 416 15 |
| Midland | 1 399 71 | 3 593 85 | - 0 - | - 0 - | 4 993 56 |

TABLE NO. 228
STATEMENT OF ASSESSMENTS AGAINST RAILROADS AND BRIDGES
AS SHOWN BY 1970 TAX ROLLS

| RAILROADS | Real Estate | No. of Miles | Road Bed and Appurtenances | Rolling Stock | Intangible Assets | Personal Property | Total Value |
|--|---------------------|------------------|----------------------------|---------------------|---------------------|---------------------|----------------------|
| | Value | | Value | Value | Value | Value | |
| Texas & Pacific Ry. Co. (Continued) | | | | | | | |
| Mitchell | \$ 810 | 32 35 | \$ 269 660 | \$ 72 790 | \$ 139 100 | \$ - 0 - | \$ 482 360 |
| Nolan | 2 550 | 28 85 | 204 170 | 64 910 | 124 060 | - 0 - | 395 690 |
| Palo Pinto | - 0 - | 36 29 | 298 915 | 81 650 | 156 050 | - 0 - | 536 615 |
| Parker | - 0 - | 34 81 | 297 590 | 78 320 | 149 680 | - 0 - | 525 590 |
| Red River | - 0 - | 34 19 | 231 000 | 77 000 | 78 640 | - 0 - | 386 640 |
| Reeves | - 0 - | 43 25 | 325 130 | 97 310 | 185 970 | - 0 - | 608 410 |
| Smith | - 0 - | 1 79 | 14 680 | 4 020 | 10 670 | - 0 - | 29 370 |
| Stephen | - 0 - | 5 42 | 46 380 | 12 190 | 23 300 | - 0 - | 81 870 |
| Tarrant | 1 080 | 59 04 | 1 849 900 | 143 170 | 300 560 | - 0 - | 2 294 710 |
| Taylor | 2 610 | 31 05 | 316 090 | 69 860 | 133 520 | - 0 - | 522 080 |
| Upshur | - 0 - | 11 03 | 119 320 | 24 810 | 65 740 | - 0 - | 209 870 |
| Van Zandt | 8 040 | 28 19 | 265 480 | 63 430 | 168 000 | - 0 - | 504 950 |
| Ward | - 0 - | 43 50 | 315 630 | 97 880 | 187 050 | - 0 - | 600 560 |
| Wood | 540 | 25 90 | 284 690 | 58 280 | 154 240 | - 0 - | 497 750 |
| Total | 150 820 | 1 099 82 | 11 185 613 | 2 633 750 | 4 630 000 | 20 620 | 18 620 803 |
| Texas City Terminal Ry. Co. | | | | | | | |
| Galveston | 204 741 | 33 12 | 128 281 | 40 190 | - 0 - | 410 221 | 783 433 |
| Total | 204 741 | 33 12 | 128 281 | 40 190 | - 0 - | 410 221 | 783 433 |
| Texas Southeastern Co. | | | | | | | |
| Angelina | - 0 - | 18 85 | 64 400 | 35 560 | 19 660 | - 0 - | 119 620 |
| Cherokee | - 0 - | - 0 - | - 0 - | - 0 - | 2 550 | - 0 - | 2 550 |
| Trinity | 3 380 | - 0 - | - 0 - | - 0 - | 1 410 | - 0 - | 4 790 |
| Total | 3 380 | 18 85 | 64 400 | 35 560 | 23 620 | - 0 - | 126 960 |
| Union Terminal Co. | | | | | | | |
| Dallas | 541 050 | 17 61 | 50 570 | - 0 - | - 0 - | 9 440 | 601 060 |
| Total | 541 050 | 17 61 | 50 570 | - 0 - | - 0 - | 9 440 | 601 060 |
| Weatherford, Mineral Wells & Northwestern Ry. Co. | | | | | | | |
| Palo Pinto | - 0 - | 3 95 | 9 140 | 5 925 | 11 530 | - 0 - | 26 595 |
| Parker | - 0 - | 18 80 | 33 870 | 28 200 | 21 270 | - 0 - | 83 340 |
| Total | - 0 - | 22 75 | 43 010 | 34 125 | 32 800 | - 0 - | 109 935 |
| GRAND TOTAL RAILROADS | \$ 3 466 481 | 14 715 97 | \$126 299 536 | \$30 508 022 | \$27 495 540 | \$ 2 634 312 | \$190 403 891 |
| El Paso City Lines, Inc. | | | | | | | |
| El Paso | 56 100 | 3 47 | 44 000 | 25 000 | 153 190 | 325 000 | 603 290 |
| Total | 56 100 | 3 47 | 44 000 | 25 000 | 153 190 | 325 000 | 603 290 |

TABLE NO. 228
STATEMENT OF ASSESSMENTS AGAINST RAILROADS AND BRIDGES
AS SHOWN BY 1970 TAX ROLLS
(Continued)

TAXES

| | State | County | Special | District Schools | Total |
|--|----------------------|------------------------|----------------------|----------------------|------------------------|
| Texas & Pacific Ry. Co. (Continued) | | | | | |
| Mitchell | \$ 1 784 73 | \$ 4 582 43 | \$ 2 982 10 | \$ - 0 - | \$ 9 349 26 |
| Nolan | 1 464 05 | 3 165 52 | 1 187 07 | - 0 - | 5 816 64 |
| Palo Pinto | 1 985 48 | 5 097 86 | 2 307 16 | 4 461 30 | 13 851 80 |
| Parker | 1 944 68 | 4 730 31 | 3 941 93 | 7 766 20 | 18 383 12 |
| Red River | 1 430 57 | 4 253 04 | 257 02 | - 0 - | 5 940 63 |
| Reeves | 2 251 12 | 5 779 89 | - 0 - | - 0 - | 8 031 01 |
| Smith | 108 67 | 258 46 | 88 11 | - 0 - | 455 24 |
| Stephen | 302 92 | 859 64 | - 0 - | - 0 - | 1 162 56 |
| Tarrant | 8 490 43 | 20 193 45 | 24 203 51 | 9 300 53 | 62 187 92 |
| Taylor | 1 931 70 | 4 176 64 | 481 78 | 1 831 03 | 8 421 15 |
| Upshur | 776 51 | 1 857 94 | 745 06 | - 0 - | 3 379 51 |
| Van Zandt | 1 868 32 | 5 705 94 | 1 514 85 | - 0 - | 9 089 11 |
| Ward | 2 222 07 | 6 906 44 | - 0 - | - 0 - | 9 128 51 |
| Wood | 1 841 68 | 3 982 00 | 1 493 25 | - 0 - | 7 316 93 |
| Total | 68 897 00 | 175 446 35 | 57 121 40 | 37 870 67 | 339 335 42 |
| Texas City Terminal Ry. Co. | | | | | |
| Galveston | 2 898 72 | 8 069 44 | 2 350 31 | 3 567 55 | 16 886 02 |
| Total | 2 898 72 | 8 069 44 | 2 350 31 | 3 567 55 | 16 886 02 |
| Texas Southeastern Co. | | | | | |
| Angelina | 442 59 | 1 196 20 | - 0 - | 367 08 | 2 005 87 |
| Cherokee | 9 44 | 24 23 | 7 65 | - 0 - | 41 32 |
| Trinity | 17 72 | 47 90 | - 0 - | 57 46 | 123 08 |
| Total | 469 75 | 1 268 33 | 7 65 | 424 54 | 2 170 27 |
| Union Terminal Co. | | | | | |
| Dallas | 2 223 92 | 6 010 60 | 5 409 54 | - 0 - | 13 644 06 |
| Total | 2 223 92 | 6 010 60 | 5 409 54 | - 0 - | 13 644 06 |
| Weatherford, Mineral Wells & Northwestern Ry. Co. | | | | | |
| Palo Pinto | 98 40 | 252 67 | 114 75 | 7 18 | 473 00 |
| Parker | 308 35 | 754 83 | 629 03 | 781 91 | 2 474 12 |
| Total | 406 75 | 1 007 50 | 743 78 | 789 09 | 2 947 12 |
| GRAND TOTAL RAILROADS | \$ 704 496 12 | \$ 1 928 876 56 | \$ 608 553 46 | \$ 285 266 97 | \$ 3 527 193 11 |
| El Paso City Lines, Inc. | | | | | |
| El Paso | 2 232 17 | 5 429 61 | 3 188 25 | - 0 - | 10 850 03 |
| Total | 2 232 17 | 5 429 61 | 3 188 25 | - 0 - | 10 850 03 |

TABLE NO. 228
STATEMENT OF ASSESSMENTS AGAINST RAILROADS AND BRIDGES
AS SHOWN BY 1970 TAX ROLLS

BRIDGE COMPANIES

| | VALUE | | | | TAXES | | | | |
|---|-----------------|------------------|------------------|------------------|------------------|-------------------|------------------|-----------------|-------------------|
| | Real Estate | Bridges | Intangible | Total | State | County | Special | School | Total |
| Brownsville & Matamoros Bridge Co. | | | | | | | | | |
| Cameron | \$ - 0 - | \$ - 0 - | \$ 82 900 | \$ 82 900 | \$ 306 73 | \$ 911 90 | \$ - 0 - | \$ - 0 - | \$1 218 63 |
| B & P Bridge Company | | | | | | | | | |
| Hidalgo | 750 | 41 980 | 60 810 | 103 540 | 383 11 | 1 294 26 | 384 58 | - 0 - | 2 061 95 |
| Presidio Bridge Company | | | | | | | | | |
| Presidio | 1 250 | 850 | 19 030 | 21 130 | 78 18 | 169 04 | - 0 - | - 0 - | 247 22 |
| GRAND TOTAL BRIDGES | \$ 2 000 | \$ 42 830 | \$162 740 | \$207 570 | \$ 768 02 | \$2 375 20 | \$ 384 58 | \$ - 0 - | \$3 527 80 |

TABLE NO. 229
**WARRANTS ISSUED IN PAYMENT OF DISTRICT COURT EXPENSE AND OTHER EXPENSE
 ACCOUNTED FOR THROUGH THE COMPTROLLER'S JUDICIARY SECTION
 FISCAL YEAR ENDED THROUGH AUGUST 31, 1970**

Current Fiscal Year Appropriation Expenditures

District Judges' Salaries and Expenses \$ 4 203 715 27

District Attorneys' and Assistant District Attorneys'
 Salaries and Expense 809 318 47

Apportionment to Counties 842 777 98

County Official Fees 280 00

Witness Fees, Transcript Fees, and Travel
 Expense of Judges of the Court of
 Civil Appeals When Sitting in Other Districts 68 124 73

Total Current Year Appropriation Expenditures 5 924 216 45

Prior Fiscal Year Appropriation Expenditures 39 100 25

Total Appropriation Expenditures (NET) \$ 5 963 316 70

1000

1000

1000

1000

1000

1000

1000

1000

1000

1000

1000

1000

1000



1000

1000

1000

1000

1000



Documents Department

NOV 8 1971


Dallas Public Library

ANNUAL REPORT OF THE
COMPTROLLER OF PUBLIC ACCOUNTS

STATE OF TEXAS

1971

TO THE GOVERNOR



PART IA


RECEIPTS AND DISBURSEMENTS
OF STATE FUNDS

ROBERT S. CALVERT
COMPTROLLER

ANNUAL REPORT OF THE
COMPTROLLER OF PUBLIC ACCOUNTS
STATE OF TEXAS

1971

TO THE GOVERNOR



PART 1A

RECEIPTS AND DISBURSEMENTS
OF STATE FUNDS

ROBERT S. CALVERT
COMPTROLLER





ROBERT S. CALVERT
COMPTROLLER

Comptroller of Public Accounts
State of Texas
Austin

September 30, 1971

Honorable Preston Smith
Governor of Texas
Austin, Texas

Dear Sir:

I respectfully submit herein Part IA of my Annual Report of the financial affairs of Texas, for the Fiscal Year ending August 31, 1971, as required by Article III, Section 49a of our State Constitution.

This segment will be followed at a later date by Parts IB and II, which complete the Annual Report. A presentation of detail fund statements will be published in Part IB. Statements of tax collectors accounts, assessed valuation, tax rates, and other miscellaneous information appear in Part II.

My personal appreciation is extended to the Governor, the Legislature, and the state agencies for their continued cooperation with this Department in the execution of its duties.

Respectfully yours,

ROBERT S. CALVERT
Comptroller of Public Accounts

RSC:sc

TABLE OF CONTENTS

LETTER OF TRANSMITTAL

RECEIPTS AND DISBURSEMENTS

RECEIPTS BY SOURCE (SUMMARY AND CHART)

DISBURSEMENTS BY FUNCTION (SUMMARY AND CHART)

RECEIPTS BY SOURCE, DEPARTMENT AND FUND

DISBURSEMENTS BY FUNCTION, DEPARTMENT AND FUND

DISBURSEMENTS BY CODE AND FUND REPORT

OTHER SUMMARIES AND STATEMENTS

| | |
|---|----|
| SUMMARY OF CASH TRANSACTIONS AND BALANCES | 1 |
| SUMMARY OF PETTY CASH FUNDS | 13 |
| SUMMARY OF INVESTMENT ACCOUNTS | 15 |
| SUSPENSE AND TRUST CASH | 17 |
| SECURITIES DEPOSITED IN TRUST | 20 |
| SUMMARY OF CASH, INVESTMENTS AND SECURITIES | 22 |
| BONDED INDEBTEDNESS OF THE STATE OF TEXAS | 23 |
| OMNIBUS TAX RECEIPTS AND ALLOCATIONS | 24 |
| MOTOR FUEL RECEIPTS AND ALLOCATIONS | 26 |
| SUMMARY OF NET EXPENDITURES BY OBJECT | 27 |

STATE RECEIPTS
YEAR ENDED AUGUST 31, 1971

| RECEIPTS BY SOURCE: | REFUNDS ISSUED | GROSS RECEIPTS |
|--|-------------------|-------------------|
| 1 AD VALOREM TAX | | 63,836,768.62 |
| 2 INHERITANCE TAX | 254,568.13 | 35,175,934.35 |
| 3 PRODUCTION AND REGULATION TAX -- CRUDE OIL | 5,864.02 | 194,829,906.19 |
| 4 PRODUCTION AND REGULATION TAX -- NATURAL & CASINGHEAD GAS | 531,876.13 | 109,340,969.57 |
| 5 PRODUCTION TAX--SULPHUR | | 4,290,743.09 |
| 6 GAS UTILITIES ADMIN TAX | | 1,897,923.69 |
| 7 GROSS RECEIPTS TAX--CEMENT | | 3,361,158.91 |
| 8 GROSS RECEIPTS TAX--UTILITIES | | 20,227,324.11 |
| 9 GROSS RECEIPTS TAX--TELEPHONE | | 18,579,311.04 |
| 10 OTHER PRODUCTION AND GROSS RECEIPTS TAX | 2,073.67 | 2,670,608.02 |
| 11 MOTOR VEHICLE SALES TAX | 19,494.40 | 97,588,568.14 |
| 12 HOTEL, MOTEL AND MISCELLANEOUS EXCISE TAX | 3,074.12 | 7,937,832.67 |
| 13 CIGARETTE AND TOBACCO--TAX AND LICENSES | 24,499.02 | 204,002,023.59 |
| 14 ALCOHOLIC BEVERAGE--TAX AND LICENSES | 370,624.97 | 70,250,506.33 |
| 15 SPECIAL MOTOR FUEL TAX | 1,771,538.16 | 33,634,460.46 |
| 16 MOTOR FUEL TAX | 5,796,617.55 | 307,768,680.41 |
| 17 FRANCHISE TAX | 1,034,123.84 | 132,242,609.93 |
| 18 INSURANCE COMPANIES OCCUPATION TAX | | 59,698,953.21 |
| 20 OTHER OCCUPATIONS TAX | 6,700.70 | 4,651,082.04 |
| 22 STORE LICENSES AND EXEMPTIONS | 31,309.97 | 5,787,634.47 |
| 23 LIMITED SALES, EXCISE AND USE TAX | 1,685,655.30 | 634,259,890.27 |
| 24 OTHER LICENSES AND FEES | 462,177.18 | 82,224,531.68 |
| 25 GAME AND FISH--LICENSES AND FEES | 174.00 | 6,355,472.45 |
| 26 MOTOR VEHICLE LICENSES, REGISTRATION & FEES | | 155,164,697.53 |
| 27 LAND SALES | | 255,381.31 |
| 28 OIL, GAS AND MINERAL ROYALTIES | | 48,047,448.09 |
| 29 SAND, SHELL AND GRAVEL SALES | 104,376.04 | 1,380,162.24 |
| 30 REAL ESTATE, EQUIPMENT AND COMMODITIES SALES | 769.65 | 10,601,336.14 |
| 31 MINERAL LEASES, RENTALS AND BONUSES | | 15,646,539.52 |
| 32 SURFACE RENTALS, LEASES AND EASEMENTS | | 1,561,276.19 |
| 33 INTEREST ON DEPOSITS | | 15,097,905.28 |
| 34 INTEREST ON SECURITIES OWNED | | 74,620,336.71 |
| 35 INTEREST ON LAND SALES | | 8,174,029.88 |

STATE RECEIPTS
YEAR ENDED AUGUST 31, 1971

| RECEIPTS BY SOURCE: | REFUNDS ISSUED | GROSS RECEIPTS |
|--|-------------------|-------------------|
| 36 MISCELLANEOUS INTEREST | | 1,399,701.60 |
| 37 PAY PATIENT COLLECTIONS | | 10,432,407.65 |
| 38 OTHER MISCELLANEOUS REVENUE | 18,666.10 | 9,704,173.03 |
| 39 FEDERAL GRANTS--HIGHWAY | | 276,686,861.78 |
| 40 FEDERAL GRANTS--PUBLIC HEALTH | 1,692.53 | 15,057,715.31 |
| 41 FEDERAL GRANTS--PUBLIC WELFARE | 376,233.97 | 483,926,496.07 |
| 42 FEDERAL GRANTS--PUBLIC EDUCATION | 2,805.83 | 156,730,221.61 |
| 43 FEDERAL GRANTS--OTHER | 70,306.35 | 75,069,638.17 |
| 44 GRANTS AND DONATIONS--OTHER | 9,200.00 | 13,483,322.14 |
| TOTAL RECEIPTS | | 3,473,652,543.49 |
| LESS: TOTAL REFUNDS ISSUED | 12,584,421.63 | |
| TOTAL NET RECEIPTS | | 3,461,068,121.86 |
| 99 NON-GOVERNMENTAL RECEIPTS AND TRANSFERS | | 1,683,867,469.98 |
| TOTAL NET RECEIPTS--FUNDS IN STATE TREASURY | | 5,144,935,591.84 |
| RECEIPTS TO PETTY CASH ACCOUNTS | | 830.00 |
| OPENING NET CASH BALANCE, SEPTEMBER 1, 1970: | | |
| STATE TREASURY | | 505,062,702.71 |
| PETTY CASH FUNDS | | 240,555.00 |
| TOTAL OPENING NET CASH BALANCE | | 505,303,257.71 |
| TOTAL NET | | 5,650,239,679.55 |

STATE DISBURSEMENTS
YEAR ENDED AUGUST 31, 1971

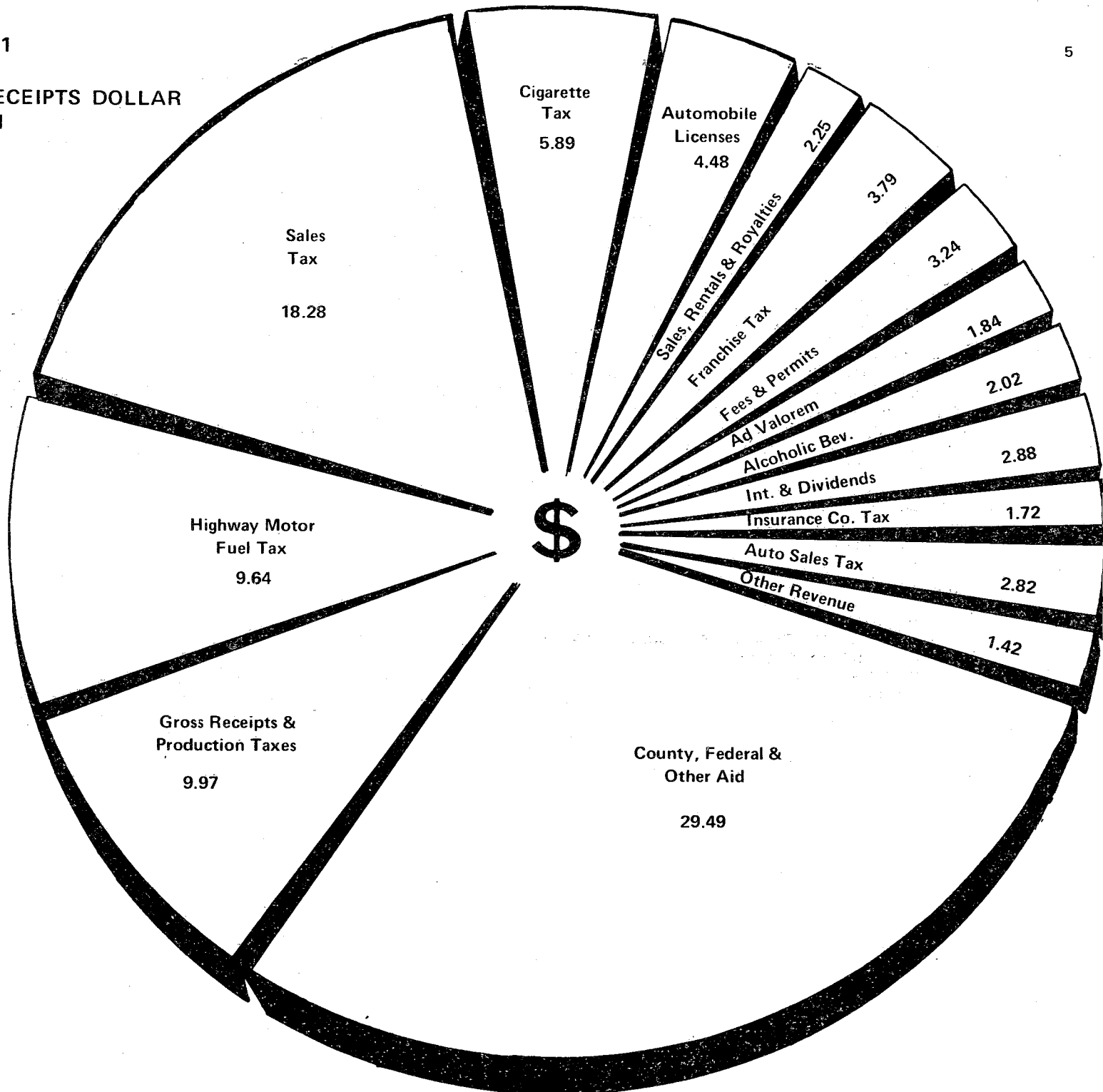
| DISBURSEMENTS: | REFUNDS RECEIVED | GROSS DISBURSEMENTS |
|---|---------------------|------------------------|
| 1 LEGISLATIVE | 1,811.27 | 10,298,603.76 |
| 2 JUDICIAL | 1,533.65 | 8,543,757.43 |
| 3 EXECUTIVE AND ADMINISTRATIVE | 36,118.37 | 36,827,294.80 |
| 4 PROTECTION OF PERSONS AND PROPERTY | 9,983.12 | 40,190,435.74 |
| 5 REGULATION OF BUSINESS AND INDUSTRY | 2,401.16 | 17,923,927.56 |
| 6 CONSERVATION OF HEALTH AND SANITATION | 2,911.08 | 40,459,865.69 |
| 7 DEVELOPMENT AND CONSERVATION OF NATURAL RESOURCES | 7,916.60 | 31,250,397.57 |
| 8 HIGHWAY MAINTENANCE AND CONSTRUCTION | 571,781.76 | 667,668,673.21 |
| 9 PAYMENT OF ROAD DEBT | .00 | 40,554.59 |
| 10 ELEMOSYNARY AND CORRECTIONAL | 258,370.08 | 150,686,490.89 |
| 11 EDUCATIONAL | 1,453,510.37 | 1,476,446,107.25 |
| 12 PARKS, MONUMENTS AND MUSEUMS | 8,557.86 | 19,194,953.80 |
| 13 PUBLIC WELFARE | 12,519,067.75 | 707,723,694.08 |
| 14 PAYMENT OF PUBLIC DEBT | .00 | 47,082,077.25 |
| 15 STATE COST EMPLOYEES RETIREMENT | 342,223.48 | 20,049,633.93 |
| 16 STATE COST O.A.S.I. | 4,681.88 | 30,281,220.06 |
| 17 GRANTS TO POLITICAL SUBDIVISIONS AND OTHERS | 1,152,371.30 | 69,634,798.16 |
| 18 STATE COST TEACHER RETIREMENT | .00 | 77,846,327.90 |
| 19 MISCELLANEOUS | .00 | 1,058,804.51 |
| TOTAL DISBURSEMENTS | | 3,453,207,618.18 |
| LESS: TOTAL REFUNDS RECEIVED | 16,373,239.73 | |
| TOTAL NET DISBURSEMENTS | | 3,436,834,378.45 |
| 99 NON-GOVERNMENTAL PAYMENTS AND TRANSFERS | 2,861.86 | 1,739,518,843.17 |
| LESS: TOTAL REFUNDS RECEIVED | 2,861.86 | |
| TOTAL NET NON-GOVERNMENTAL PAYMENTS AND TRANSFERS | | 1,739,515,981.31 |
| TOTAL NET DISBURSEMENTS, PAYMENTS AND TRANSFERS FROM FUNDS IN STATE TREASURY | | 5,176,350,359.76 |
| DISBURSEMENTS FROM PETTY CASH TO STATE TREASURY | | 750.00 |
| CLOSING NET CASH BALANCES, AUGUST 31, 1971 | | |
| STATE TREASURY | | 473,647,934.79 |
| PETTY CASH | | 240,635.00 |
| TOTAL CLOSING NET CASH BALANCE | | 473,888,569.79 |
| TOTAL NET | | 5,650,239,679.55 |

DETAIL
WHERE THE STATE NET RECEIPTS DOLLAR CAME FROM
YEAR ENDED AUGUST 31, 1971

| SOURCE | CENTS OF EACH DOLLAR | | SOURCE | CENTS OF EACH DOLLAR |
|--|-------------------------|----|--|-------------------------|
| 13 CIGARETTE TAX | | | INSURANCE COMPANIES TAX | |
| CIGARETTE AND TOBACCO—TAX AND LICENSES | 5.89 | 18 | INSURANCE COMPANIES OCCUPATION TAX | 1.72 |
| 26 AUTOMOBILE LICENSES | | | AUTOMOBILE SALES TAX | |
| MOTOR VEHICLE LICENSES, REGISTRATION AND FEES | 4.48 | 11 | MOTOR VEHICLE SALES TAX | 2.82 |
| 27 SALES, RENTALS AND ROYALTIES | | 2 | OTHER REVENUE | |
| LAND SALES | 0.01 | 20 | INHERITANCE TAX | 1.01 |
| 28 OIL, GAS AND MINERAL ROYALTIES | 1.39 | 38 | OTHER OCCUPATIONS TAX | 0.13 |
| 29 SAND, SHELL AND GRAVEL SALES | 0.04 | | OTHER MISCELLANEOUS REVENUE | 0.28 |
| 30 REAL ESTATE, EQUIPMENT AND COMMODITIES SALES | 0.31 | | SUBTOTAL—ABOVE GROUP | 1.42 |
| 31 MINERAL LEASES, RENTALS AND BONUSES | 0.45 | 39 | COUNTY, FEDERAL AND OTHER AID | |
| 32 SURFACE RENTALS, LEASES AND EASEMENTS | 0.05 | 40 | FEDERAL GRANTS—HIGHWAY | 7.99 |
| SUBTOTAL—ABOVE GROUP | 2.25 | 41 | FEDERAL GRANTS—PUBLIC HEALTH | 0.44 |
| 17 FRANCHISE TAX | | 43 | FEDERAL GRANTS—PUBLIC WELFARE | 13.97 |
| FRANCHISE TAX | 3.79 | 44 | FEDERAL GRANTS—PUBLIC EDUCATION | 4.53 |
| FEES AND PERMITS | | | FEDERAL GRANTS—OTHER | 2.17 |
| 12 HOTEL, MOTEL AND MISCELLANEOUS | | | GRANTS AND DONATIONS—OTHER | 0.39 |
| EXCISE TAX | 0.23 | 3 | SUBTOTAL—ABOVE GROUP | 29.49 |
| 22 STORE LICENSES AND EXEMPTIONS | 0.17 | | GROSS RECEIPTS AND PRODUCTION TAXES | |
| 24 OTHER LICENSES AND FEES | 2.36 | 4 | PRODUCTION AND REGULATION TAX— CRUDE OIL | 5.63 |
| 25 GAME AND FISH—LICENSES AND FEES | 0.18 | | PRODUCTION AND REGULATION TAX— NATURAL AND CASINGHEAD GAS | 3.14 |
| 37 PAY PATIENT COLLECTION | 0.30 | 5 | PRODUCTION TAX—SULPHUR | 0.12 |
| SUBTOTAL—ABOVE GROUP | 3.24 | 6 | GAS UTILITIES ADMIN TAX | 0.05 |
| AD VALOREM | | 7 | GROSS RECEIPTS TAX—CEMENT | 0.10 |
| 1 AD VALOREM TAX | 1.84 | 8 | GROSS RECEIPTS TAX—UTILITIES | 0.58 |
| ALCOHOLIC BEVERAGE | | 9 | GROSS RECEIPTS TAX—TELEPHONE | 0.54 |
| 14 ALCOHOLIC BEVERAGE—TAX AND LICENSES | 2.02 | 10 | OTHER PRODUCTION AND GROSS RECEIPTS TAX | 0.08 |
| INTEREST AND DIVIDENDS | | | SUBTOTAL—ABOVE GROUP | 10.24 |
| 33 INTEREST ON DEPOSITS | 0.44 | 15 | HIGHWAY MOTOR FUEL TAX (NET) | |
| 34 INTEREST ON SECURITIES OWNED | 2.16 | 16 | SPECIAL MOTOR FUELS TAX | 0.92 |
| 35 INTEREST ON LAND SALES | 0.24 | | MOTOR FUEL TAX | 8.72 |
| 36 MISCELLANEOUS INTEREST | 0.04 | | TOTAL—ABOVE GROUP | 9.64 |
| SUBTOTAL—ABOVE GROUP | 2.88 | 23 | SALES TAX | |
| | | | LIMITED SALES, EXCISE AND USE TAX | 18.28 |
| | | | TOTAL | 100.00 |

FISCAL YEAR 1971

WHERE THE STATE NET RECEIPTS DOLLAR
CAME FROM



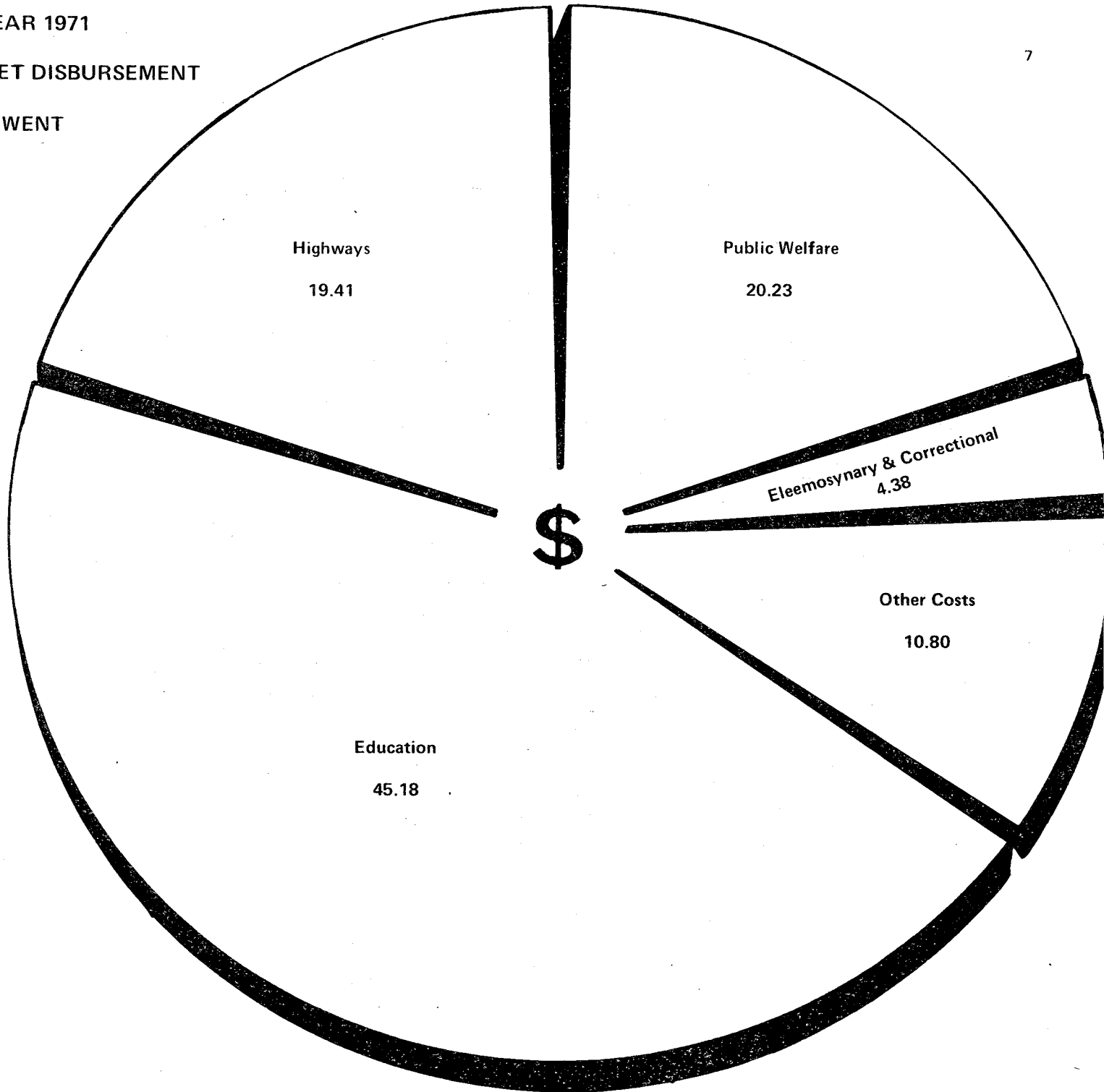
DETAIL
WHERE THE NET STATE DISBURSEMENT DOLLAR WENT
YEAR ENDED AUGUST 31, 1971

| FUNCTION | CENTS OF EACH DOLLAR |
|---|-------------------------|
| PUBLIC WELFARE | |
| 13 PUBLIC WELFARE | 20.23 |
| ELEEMOSYNARY AND CORRECTIONAL | |
| 10 ELEEMOSYNARY AND CORRECTIONAL | 4.38 |
| OTHER COSTS | |
| 1 LEGISLATIVE | 0.30 |
| 2 JUDICIAL | 0.25 |
| 3 EXECUTIVE AND ADMINISTRATIVE | 1.07 |
| 4 PROTECTION TO PERSONS AND PROPERTY | 1.17 |
| 5 REGULATION OF BUSINESS AND INDUSTRY | 0.52 |
| 6 CONSERVATION OF HEALTH AND SANITATION | 1.18 |
| 7 DEVELOPMENT & CONSERVATION OF NATURAL RESOURCES | 0.91 |
| 12 PARKS, MONUMENTS AND MUSEUMS | 0.56 |
| 14 PAYMENT OF PUBLIC DEBT | 1.37 |
| 15 STATE COST EMPLOYEES RETIREMENT | 0.57 |
| 16 STATE COST O.A.S.I. | 0.88 |
| 17 GRANTS TO POLITICAL SUBDIVISIONS AND OTHERS | 1.99 |
| 19 MISCELLANEOUS | 0.03 |
| TOTAL OTHER COSTS | 10.80 |
| EDUCATION | |
| 11 EDUCATIONAL | 42.92 |
| 18 STATE COST TEACHER RETIREMENT | 2.26 |
| TOTAL EDUCATION | 45.18 |
| HIGHWAYS | |
| 8 HIGHWAY MAINTENANCE AND CONSTRUCTION | 19.41 |
| 9 PAYMENT OF ROAD DEBT | NIL |
| TOTAL HIGHWAYS | 19.41 |
| TOTAL | 100.00 |

FISCAL YEAR 1971

WHERE THE STATE NET DISBURSEMENT

DOLLAR WENT



**RECEIPTS BY SOURCE
DEPARTMENT & FUND**

| | GROSS RECEIPTS YEAR TO DATE | REFUND RECEIPTS YEAR TO DATE |
|--|-----------------------------------|------------------------------------|
| 01 AD VALOREM TAX | | |
| 304 COMPTROLLER OF PUBLIC ACCOUNTS | | |
| 001 GENERAL REVENUE FUND | | |
| 001 AD VALOREM TAX | 31,747.51- | .00 |
| 005 CONFEDERATE PENSION FUND | | |
| 001 AD VALOREM TAX | 3,433,640.81- | .00 |
| 186 COLLEGE BUILDING FUND 1948-1957 | | |
| 001 AD VALOREM TAX | 11,255.86- | .00 |
| 300 COLLEGE BUILDING FUND 1958-1967 | | |
| 001 AD VALOREM TAX | 51,308.72- | .00 |
| 389 COLLEGE BUILDING FUND 1966-1977 | | |
| 001 AD VALOREM TAX | 17,021,101.28- | .00 |
| DEPT TOTAL | 20,549,054.18- | .00 |
| 701 TEXAS EDUCATION AGENCY | | |
| 002 AVAILABLE SCHOOL FUND | | |
| 001 AD VALOREM TAX | 43,287,714.44- | .00 |
| | SOURCE TOTAL | 63,836,768.62- |
| 02 INHERITANCE TAX | | |
| 304 COMPTROLLER OF PUBLIC ACCOUNTS | | |
| 001 GENERAL REVENUE FUND | | |
| 005 INHERITANCE TAX & PENALTY AND INTEREST | 35,175,934.35- | 254,568.13- |
| | SOURCE TOTAL | 35,175,934.35- |
| 03 PRODUCTION & REG-CRUDE OIL | | |
| 304 COMPTROLLER OF PUBLIC ACCOUNTS | | |
| 120 OMNIBUS TAX CLEARANCE FUND | | |
| 020 OIL PRODUCTION TAX & PENALTY AND INTEREST | 192,479,834.33- | 5,810.70- |
| 026 OIL AND GAS REGULATION TAX | 2,350,071.86- | 53.32- |
| FUNDS TOTAL | 194,829,906.19- | 5,864.02- |
| | SOURCE TOTAL | 194,829,906.19- |
| 04 PRODUCTION & REG. NATL. & CASINGHEAD GAS | | |
| 304 COMPTROLLER OF PUBLIC ACCOUNTS | | |
| 120 OMNIBUS TAX CLEARANCE FUND | | |
| 022 NATURAL & CASINGHEAD GAS TAX & PENALTY & INT | 109,340,969.57- | 531,876.13- |
| | SOURCE TOTAL | 109,340,969.57- |
| 05 PRODUCTION-SULPHUR | | |
| 304 COMPTROLLER OF PUBLIC ACCOUNTS | | |
| 120 OMNIBUS TAX CLEARANCE FUND | | |
| 024 SULPHUR TAX & PENALTY & INTEREST | 4,290,743.09- | .00 |
| | SOURCE TOTAL | 4,290,743.09- |
| 06 GAS UTILITY ADMINISTRATION TAX | | |
| 455 RAILROAD COMMISSION | | |
| 155 RAILROAD COMMISSION OPERATING FUND | | |
| 100 GAS UTILITY ADMINISTRATION TAX | 1,897,923.69- | .00 |
| | SOURCE TOTAL | 1,897,923.69- |
| 07 RECEIPTS-CEMENT | | |
| 304 COMPTROLLER OF PUBLIC ACCOUNTS | | |
| 120 OMNIBUS TAX CLEARANCE FUND | | |
| 040 CEMENT TAX & PENALTY AND INTEREST | 3,361,158.91- | .00 |

| | GROSS RECEIPTS YEAR TO DATE | REFUND RECEIPTS YEAR TO DATE |
|--|-----------------------------------|------------------------------------|
| 07 RECEIPTS-CEMENT | | |
| SOURCE TOTAL | 3,361,158.91- | .00 |
| 08 RECEIPTS-UTILITIES | | |
| 304 COMPTROLLER OF PUBLIC ACCOUNTS | | |
| 120 OMNIBUS TAX CLEARANCE FUND | | |
| 042 UTILITIES TAX & PENALTY AND INTEREST | 20,227,324.11- | .00 |
| SOURCE TOTAL | 20,227,324.11- | .00 |
| 09 RECEIPTS-TELEPHONE | | |
| 304 COMPTROLLER OF PUBLIC ACCOUNTS | | |
| 120 OMNIBUS TAX CLEARANCE FUND | | |
| 044 TELEPHONE COMPANIES TAX & PENALTY & INT | 18,579,311.04- | .00 |
| SOURCE TOTAL | 18,579,311.04- | .00 |
| 10 OTHER-PRODUCTION & GROSS RECEIPTS TAXES | | |
| 304 COMPTROLLER OF PUBLIC ACCOUNTS | | |
| 068 MIXED BEVERAGE TAX FUND | | |
| 077 MIXED DRINKS GROSS RECEIPTS TAX | 1,584,349.10- | .00 |
| 120 OMNIBUS TAX CLEARANCE FUND | | |
| 046 OIL & GAS WELL SERVICING TAX & PENALTY & INT | 859,473.78- | .00 |
| 050 EXPRESS COMPANIES TAX & PENALTY & INTEREST | 8,062.31- | .00 |
| 052 CARLINE COMPANIES TAX & PENALTY & INTEREST | 45,372.26- | 237.64- |
| 087 TELEGRAPH TAX & PENALTY AND INTEREST | 80,460.91- | .00 |
| 153 STOCK SHARE TRANSFER TAX | 161.70- | 1,571.53- |
| 180 MISC OCCUPATION TAXES PENALTY & INT | 85,068.50- | 264.50- |
| FUND TOTAL | 1,078,599.46- | 2,073.67- |
| DEPT TOTAL | 2,662,948.56- | 2,073.67- |
| 452 BUREAU OF LABOR STATISTICS | | |
| 001 GENERAL REVENUE FUND | | |
| 180 MISC OCCUPATION TAXES PENALTY & INT | 5,400.00- | .00 |
| 701 TEXAS EDUCATION AGENCY | | |
| 002 AVAILABLE SCHOOL FUND | | |
| 180 MISC OCCUPATION TAXES PENALTY & INT | 1,800.00- | .00 |
| 802 PARKS AND WILD LIFE DEPARTMENT | | |
| 009 SPECIAL GAME & FISH FUND | | |
| 178 OTHER MISCELLANEOUS TAXES | 459.46- | .00 |
| SOURCE TOTAL | 2,670,608.02- | 2,073.67- |
| 11 MOTOR VEHICLE SALES TAX | | |
| 304 COMPTROLLER OF PUBLIC ACCOUNTS | | |
| 120 OMNIBUS TAX CLEARANCE FUND | | |
| 096 MOTOR VEHICLE TAX | 97,588,568.14- | 19,494.40- |
| SOURCE TOTAL | 97,588,568.14- | 19,494.40- |
| 12 HOTEL, MOTEL & MEY | | |
| 304 COMPTROLLER OF PUBLIC ACCOUNTS | | |
| 001 GENERAL REVENUE FUND | | |
| 072 HOTEL AND MOTEL TAX | 7,848,841.95- | 3,074.12- |
| 452 BUREAU OF LABOR STATISTICS | | |
| 001 GENERAL REVENUE FUND | | |
| 102 OTHER SELECTIVE SALES TAXES & PENALTY & INT | 88,990.72- | .00 |
| SOURCE TOTAL | 7,937,832.67- | 3,074.12- |

| | GROSS RECEIPTS YEAR TO DATE | REFUND RECEIPTS YEAR TO DATE |
|---|-----------------------------------|------------------------------------|
| 13 CIGARETTE & TOBACCO PRODUCTS TAX & LICENSES | | |
| 304 COMPTROLLER OF PUBLIC ACCOUNTS | | |
| 001 GENERAL REVENUE FUND | | |
| 074 CIGARETTE TAX & PENALTY AND INTEREST | 1,532,835.41- | .00 |
| 076 TOBACCO PRODUCTS TAX & PENALTY AND INTEREST | 8,828,432.69- | 19,392.16- |
| 207 CIGARETTE & TOBACCO TAX PERMIT FEES & PENALTY | 258,202.21- | 1,197.27- |
| FUND TOTAL | 10,619,470.31- | 20,589.43- |
| 120 OMNIBUS TAX CLEARANCE FUND | | |
| 074 CIGARETTE TAX & PENALTY AND INTEREST | 192,321,259.60- | 3,662.99- |
| 207 CIGARETTE & TOBACCO TAX PERMIT FEES & PENALTY | 296,536.06- | 246.60- |
| FUND TOTAL | 192,617,795.66- | 3,909.59- |
| DEPT TOTAL | 203,237,265.97- | 24,499.02- |
| 802 PARKS AND WILD LIFE DEPARTMENT | | |
| 031 TEXAS PARKS FUND | | |
| 074 CIGARETTE TAX & PENALTY AND INTEREST | 764,757.62- | .00 |
| SOURCE TOTAL | 204,002,023.59- | 24,499.02- |
| 14 ALCOHOLIC BEVERAGE TAXES & LICENSES | | |
| 458 ALCOHOLIC BEVERAGE COM | | |
| 001 GENERAL REVENUE FUND | | |
| 208 PRIVATE CLUB SERVICE FEE | 4,328,615.07- | .00 |
| 210 LIQUOR PERMIT FEES | 1,724,554.72- | .00 |
| FUND TOTAL | 6,053,169.79- | .00 |
| 097 LIQUOR ACT ENFORCEMENT FUND | | |
| 080 LIQUOR TAX | 1,988,593.21- | .00 |
| 082 WINE TAX | 155,520.00- | .00 |
| 084 ALE TAX MALT LIQUOR | 58,578.44- | 978.44- |
| 090 BEER TAX | 2,966,256.55- | 369,646.53- |
| FUND TOTAL | 5,168,948.20- | 370,624.97- |
| 120 OMNIBUS TAX CLEARANCE FUND | | |
| 080 LIQUOR TAX | 22,556,494.58- | .00 |
| 082 WINE TAX | 1,827,316.46- | .00 |
| 084 ALE TAX MALT LIQUOR | 687,328.36- | .00 |
| 090 BEER TAX | 30,668,786.24- | .00 |
| 210 LIQUOR PERMIT FEES | 2,328,796.69- | .00 |
| 211 WINE AND BEER PERMIT FEES | 959,666.01- | .00 |
| FUND TOTAL | 59,028,388.34- | .00 |
| DEPT TOTAL | 70,250,506.33- | 370,624.97- |
| SOURCE TOTAL | 70,250,506.33- | 370,624.97- |
| 15 SPECIALS FUELS TAX -BUTANE & DIESELS | | |
| 304 COMPTROLLER OF PUBLIC ACCOUNTS | | |
| 060 HIGHWAY MOTOR FUEL TAX FUND | | |
| 094 SPECIAL MOTOR FUELS TAX & PENALTY & INTEREST | 33,634,460.46- | 1,771,538.16- |
| SOURCE TOTAL | 33,634,460.46- | 1,771,538.16- |
| 16 MOTOR FUEL-GASOLINE | | |
| 304 COMPTROLLER OF PUBLIC ACCOUNTS | | |
| 060 HIGHWAY MOTOR FUEL TAX FUND | | |
| 110 MOTOR FUEL GASOLINE TAX PENALTY & INT | 307,768,680.41- | 5,796,617.55- |
| SOURCE TOTAL | 307,768,680.41- | 5,796,617.55- |

| | GROSS RECEIPTS YEAR TO DATE | REFUND. RECEIPTS. YEAR TO DATE |
|--|-----------------------------------|--------------------------------------|
| 17 FRANCHISE TAXES | | |
| 304 COMPTROLLER OF PUBLIC ACCOUNTS | | |
| 001 GENERAL REVENUE FUND | | |
| 150 FRANCHISE TAX AND PENALTY AND INTEREST | 132,242,559.93- | 1,034,123.84- |
| 454 BOARD OF INSURANCE | | |
| 001 GENERAL REVENUE FUND | | |
| 150 FRANCHISE TAX AND PENALTY AND INTEREST | 50.00- | .00 |
| SOURCE TOTAL | 132,242,609.93- | 1,034,123.84- |
| 18 INSURANCE COMPANIES OCCUPATION TAXES | | |
| 453 INDUSTRIAL ACCIDENT BOARD | | |
| 094 WORKMENS COMPENSATION FUND | | |
| 160 INS COMPANIES WORKMENS COMPENSATION TAX | 601,287.64- | .00 |
| 454 BOARD OF INSURANCE | | |
| 120 OMNIBUS TAX CLEARANCE FUND | | |
| 155 INS COMPANIES OCCUPATION TAX & PENALTY & INT | 59,097,665.57- | .00 |
| SOURCE TOTAL | 59,698,953.21- | .00 |
| 20 OTHER OCCUPATION TAXES | | |
| 304 COMPTROLLER OF PUBLIC ACCOUNTS | | |
| 120 OMNIBUS TAX CLEARANCE FUND | | |
| 056 ADMISSION TAX & PENALTY AND INTEREST | 3,839,206.27- | 1,738.70- |
| 172 COIN DEVICE MACHINE TAX & PENALTY | 811,875.77- | 4,962.00- |
| FUND TOTAL | 4,651,082.04- | 6,700.70- |
| SOURCE TOTAL | 4,651,082.04- | 6,700.70- |
| 22 STORE LICENSES & EXEMPTIONS | | |
| 304 COMPTROLLER OF PUBLIC ACCOUNTS | | |
| 001 GENERAL REVENUE FUND | | |
| 200 STORE AND EXEMPTION LICENSE FEES & PENALTY | 4,135,535.19- | 31,309.97- |
| 300 STORE AND EXEMPTION LICENSE SERVICE FEES | 16,890.25- | .00 |
| FUND TOTAL | 4,152,425.44- | 31,309.97- |
| 062 COMPTROLLERS OPERATING FUND | | |
| 301 STORE AND EXEMPTION LICENSE FILING FEES | 252,045.00- | .00 |
| DEPT TOTAL | 4,404,470.44- | 31,309.97- |
| 701 TEXAS EDUCATION AGENCY | | |
| 002 AVAILABLE SCHOOL FUND | | |
| 200 STORE AND EXEMPTION LICENSE FEES & PENALTY | 1,377,536.80- | .00 |
| 300 STORE AND EXEMPTION LICENSE SERVICE FEES | 5,627.23- | .00 |
| FUND TOTAL | 1,383,164.03- | .00 |
| SOURCE TOTAL | 5,787,634.47- | 31,309.97- |
| 23 LIMITED SALES, EXCISE & USE TAX | | |
| 103 LEGISLATIVE COUNCIL | | |
| 001 GENERAL REVENUE FUND | | |
| 066 LIMITED SALES & USE TAX STATE DEPTS | 6.42- | .00 |
| 302 ATTORNEY GENERAL | | |
| 001 GENERAL REVENUE FUND | | |
| 066 LIMITED SALES & USE TAX STATE DEPTS | 59.91- | .00 |
| 303 BOARD OF CONTROL | | |
| 001 GENERAL REVENUE FUND | | |
| 066 LIMITED SALES & USE TAX STATE DEPTS | 9,226.27- | .00 |

| | GROSS RECEIPTS YEAR TO DATE | REFUND RECEIPTS YEAR TO DATE |
|---|-----------------------------------|------------------------------------|
| 23 LIMITED SALES, EXCISE & USE TAX | | |
| 304 COMPTROLLER OF PUBLIC ACCOUNTS | | |
| 001 GENERAL REVENUE FUND | | |
| 062 LIMITED SALES & USE TAX | 629,557,615.33- | 1,685,655.30- |
| 066 LIMITED SALES & USE TAX STATE DEPTS | 52.89- | .00 |
| FUND TOTAL | 629,557,668.22- | 1,685,655.30- |
| 306 LIBRARY | | |
| 001 GENERAL REVENUE FUND | | |
| 066 LIMITED SALES & USE TAX STATE DEPTS | 108.44- | .00 |
| 310 TREASURER | | |
| 001 GENERAL REVENUE FUND | | |
| 066 LIMITED SALES & USE TAX STATE DEPTS | 3.29- | .00 |
| 329 REAL ESTATE COMMISSION | | |
| 001 GENERAL REVENUE FUND | | |
| 066 LIMITED SALES & USE TAX STATE DEPTS | 543.57- | .00 |
| 405 DEPARTMENT OF PUBLIC SAFETY | | |
| 001 GENERAL REVENUE FUND | | |
| 066 LIMITED SALES & USE TAX STATE DEPTS | 102.23- | .00 |
| 406 NATIONAL GUARD ARMORY BOARD | | |
| 001 GENERAL REVENUE FUND | | |
| 066 LIMITED SALES & USE TAX STATE DEPTS | 104.67- | .00 |
| 450 SAVINGS AND LOAN DEPARTMENT | | |
| 001 GENERAL REVENUE FUND | | |
| 066 LIMITED SALES & USE TAX STATE DEPTS | 164.55- | .00 |
| 451 BANKING-FINANCE COMMISSION | | |
| 001 GENERAL REVENUE FUND | | |
| 066 LIMITED SALES & USE TAX STATE DEPTS | 178.81- | .00 |
| 452 BUREAU OF LABOR STATISTICS | | |
| 001 GENERAL REVENUE FUND | | |
| 066 LIMITED SALES & USE TAX STATE DEPTS | 79.85- | .00 |
| 453 INDUSTRIAL ACCIDENT BOARD | | |
| 001 GENERAL REVENUE FUND | | |
| 066 LIMITED SALES & USE TAX STATE DEPTS | 1,253.36- | .00 |
| 454 BOARD OF INSURANCE | | |
| 001 GENERAL REVENUE FUND | | |
| 066 LIMITED SALES & USE TAX STATE DEPTS | 2,478.89- | .00 |
| 455 RAILROAD COMMISSION | | |
| 001 GENERAL REVENUE FUND | | |
| 066 LIMITED SALES & USE TAX STATE DEPTS | 374.90- | .00 |
| 465 INDUSTRIAL COMMISSION | | |
| 001 GENERAL REVENUE FUND | | |
| 066 LIMITED SALES & USE TAX STATE DEPTS | 139.40- | .00 |
| 466 STATE FINANCE COMMISSION | | |
| 001 GENERAL REVENUE FUND | | |
| 066 LIMITED SALES & USE TAX STATE DEPTS | 5.34- | .00 |
| 506 U OF T-MD ANDERSON HOSPITAL & TUMOR INSTITUTE | | |
| 001 GENERAL REVENUE FUND | | |
| 066 LIMITED SALES & USE TAX STATE DEPTS | 8,773.87- | .00 |

| | GROSS RECEIPTS YEAR TO DATE | REFUND RECEIPTS YEAR TO DATE |
|---|-----------------------------------|------------------------------------|
| 23 LIMITED SALES, EXCISE & USE TAX | | |
| 507 BOARD OF NURSE EXAMINERS | | |
| 001 GENERAL REVENUE FUND | | |
| 066 LIMITED SALES & USE TAX STATE DEPTS | 39.19- | .00 |
| 511 BOARD OF VOCATIONAL NURSE EXAMINERS | | |
| 001 GENERAL REVENUE FUND | | |
| 066 LIMITED SALES & USE TAX STATE DEPTS | 60.99- | .00 |
| 513 BOARD OF MORTICIANS | | |
| 001 GENERAL REVENUE FUND | | |
| 066 LIMITED SALES & USE TAX STATE DEPTS | 3.69- | .00 |
| 517 COMMISSION ON ALCOHOLISM | | |
| 001 GENERAL REVENUE FUND | | |
| 066 LIMITED SALES & USE TAX STATE DEPTS | 40.60- | .00 |
| 518 WATER QUALITY BOARD | | |
| 001 GENERAL REVENUE FUND | | |
| 066 LIMITED SALES & USE TAX STATE DEPTS | 15.44- | .00 |
| 552 WATER RIGHTS COMMISSION | | |
| 001 GENERAL REVENUE FUND | | |
| 066 LIMITED SALES & USE TAX STATE DEPTS | 24.57- | .00 |
| 555 AGRICULTURAL EXTENSION SERVICE | | |
| 001 GENERAL REVENUE FUND | | |
| 066 LIMITED SALES & USE TAX STATE DEPTS | 101.04- | .00 |
| 556 AGRICULTURAL EXPERIMENT STATION | | |
| 001 GENERAL REVENUE FUND | | |
| 066 LIMITED SALES & USE TAX STATE DEPTS | 389.24- | .00 |
| 577 RODENT & PREDATORY ANIMAL CONTROL | | |
| 001 GENERAL REVENUE FUND | | |
| 066 LIMITED SALES & USE TAX STATE DEPTS | 69.58- | .00 |
| 578 BOARD OF VETERINARY EXAMINERS | | |
| 001 GENERAL REVENUE FUND | | |
| 066 LIMITED SALES & USE TAX STATE DEPTS | .64- | .00 |
| 580 WATER DEVELOPMENT BOARD | | |
| 001 GENERAL REVENUE FUND | | |
| 066 LIMITED SALES & USE TAX STATE DEPTS | 6.90- | .00 |
| 601 HIGHWAY DEPARTMENT | | |
| 001 GENERAL REVENUE FUND | | |
| 066 LIMITED SALES & USE TAX STATE DEPTS | 124.24- | .00 |
| 006 STATE HIGHWAY FUND | | |
| 063 MOTOR FUEL LUBRICANT SALES TAX | 3,202,940.00- | .00 |
| DEPT TOTAL | 3,203,064.24- | .00 |
| 651 CORSICANA STATE HOME | | |
| 001 GENERAL REVENUE FUND | | |
| 066 LIMITED SALES & USE TAX STATE DEPTS | 375.63- | .00 |
| 652 WACO STATE HOME | | |
| 001 GENERAL REVENUE FUND | | |
| 066 LIMITED SALES & USE TAX STATE DEPTS | 419.26- | .00 |
| 654 BROWNWOOD STATE SCHOOL FOR GIRLS | | |
| 001 GENERAL REVENUE FUND | | |
| 066 LIMITED SALES & USE TAX STATE DEPTS | 161.58- | .00 |

| | GROSS RECEIPTS YEAR TO DATE | REFUND RECEIPTS YEAR TO DATE |
|---|-----------------------------------|------------------------------------|
| 23 LIMITED SALES, EXCISE & USE TAX | | |
| 655 MENTAL HEALTH & MENTAL RETARDATION | | |
| 001 GENERAL REVENUE FUND | | |
| 066 LIMITED SALES & USE TAX STATE DEPTS | 69.16- | .00 |
| 656 VERNON GERIATRIC CENTER | | |
| 001 GENERAL REVENUE FUND | | |
| 066 LIMITED SALES & USE TAX STATE DEPTS | 632.50- | .00 |
| 657 AMARILLO CTR FOR HUMAN DEVELOPMENT | | |
| 001 GENERAL REVENUE FUND | | |
| 066 LIMITED SALES & USE TAX STATE DEPTS | 67.03- | .00 |
| 658 BEAUMONT CTR FOR HUMAN DEVELOPMENT | | |
| 001 GENERAL REVENUE FUND | | |
| 066 LIMITED SALES & USE TAX STATE DEPTS | 3.57- | .00 |
| 659 RIO GRANDE STATE CENTER MHMR | | |
| 001 GENERAL REVENUE FUND | | |
| 066 LIMITED SALES & USE TAX STATE DEPTS | .21- | .00 |
| 660 DENTON STATE SCHOOL | | |
| 001 GENERAL REVENUE FUND | | |
| 066 LIMITED SALES & USE TAX STATE DEPTS | 487.31- | .00 |
| 666 EAST TEXAS STATE CHEST HOSPITAL | | |
| 001 GENERAL REVENUE FUND | | |
| 066 LIMITED SALES & USE TAX STATE DEPTS | 204.71- | .00 |
| 668 RICHMOND STATE SCHOOL | | |
| 001 GENERAL REVENUE FUND | | |
| 066 LIMITED SALES & USE TAX STATE DEPTS | 523.30- | .00 |
| 669 LUFKIN STATE SCHOOL | | |
| 001 GENERAL REVENUE FUND | | |
| 066 LIMITED SALES & USE TAX STATE DEPTS | 1,406.39- | .00 |
| 670 CORPUS CHRISTI STATE SCHOOL | | |
| 001 GENERAL REVENUE FUND | | |
| 066 LIMITED SALES & USE TAX STATE DEPTS | 160.50- | .00 |
| 671 SAN ANGELO CENTER MHMR | | |
| 001 GENERAL REVENUE FUND | | |
| 066 LIMITED SALES & USE TAX STATE DEPTS | 65.92- | .00 |
| 672 MEXIA STATE SCHOOL | | |
| 001 GENERAL REVENUE FUND | | |
| 066 LIMITED SALES & USE TAX STATE DEPTS | 1,226.79- | .00 |
| 673 SAN ANTONIO STATE CHEST HOSPITAL | | |
| 001 GENERAL REVENUE FUND | | |
| 066 LIMITED SALES & USE TAX STATE DEPTS | 337.62- | .00 |
| 674 KERRVILLE STATE HOSPITAL | | |
| 001 GENERAL REVENUE FUND | | |
| 066 LIMITED SALES & USE TAX STATE DEPTS | 1,977.50- | .00 |
| 675 TRAVIS STATE SCHOOL | | |
| 001 GENERAL REVENUE FUND | | |
| 066 LIMITED SALES & USE TAX STATE DEPTS | 1,795.98- | .00 |
| 676 ABILENE STATE SCHOOL | | |
| 001 GENERAL REVENUE FUND | | |
| 066 LIMITED SALES & USE TAX STATE DEPTS | 1,363.10- | .00 |

| | GROSS RECEIPTS YEAR TO DATE | REFUND RECEIPTS YEAR TO DATE |
|---|-----------------------------------|------------------------------------|
| 677 LIMITED SALES, EXCISE & USE TAX | | |
| 677 AUSTIN STATE HOSPITAL | | |
| 001 GENERAL REVENUE FUND | | |
| 066 LIMITED SALES & USE TAX STATE DEPTS | 541.95- | .00 |
| 678 AUSTIN STATE SCHOOL | | |
| 001 GENERAL REVENUE FUND | | |
| 066 LIMITED SALES & USE TAX STATE DEPTS | 2,104.02- | .00 |
| 679 RUSK STATE HOSPITAL | | |
| 001 GENERAL REVENUE FUND | | |
| 066 LIMITED SALES & USE TAX STATE DEPTS | 2,691.62- | .00 |
| 681 SAN ANTONIO STATE HOSPITAL | | |
| 001 GENERAL REVENUE FUND | | |
| 066 LIMITED SALES & USE TAX STATE DEPTS | 1,820.98- | .00 |
| 682 TERRELL STATE HOSPITAL | | |
| 001 GENERAL REVENUE FUND | | |
| 066 LIMITED SALES & USE TAX STATE DEPTS | 389.90- | .00 |
| 683 WICHITA FALLS STATE HOSPITAL | | |
| 001 GENERAL REVENUE FUND | | |
| 066 LIMITED SALES & USE TAX STATE DEPTS | 2,997.09- | .00 |
| 684 HARLINGEN STATE CHEST SANATORIUM | | |
| 001 GENERAL REVENUE FUND | | |
| 066 LIMITED SALES & USE TAX STATE DEPTS | 307.26- | .00 |
| 685 RESEARCH INSTITUTE OF MENTAL SCIENCES | | |
| 001 GENERAL REVENUE FUND | | |
| 066 LIMITED SALES & USE TAX STATE DEPTS | 6.38- | .00 |
| 686 BIG SPRING STATE HOSPITAL | | |
| 001 GENERAL REVENUE FUND | | |
| 066 LIMITED SALES & USE TAX STATE DEPTS | 529.02- | .00 |
| 687 LUBBOCK STATE SCHOOL | | |
| 001 GENERAL REVENUE FUND | | |
| 066 LIMITED SALES & USE TAX STATE DEPTS | 212.44- | .00 |
| 690 WEST TEXAS CHILDRENS HOME | | |
| 001 GENERAL REVENUE FUND | | |
| 066 LIMITED SALES & USE TAX STATE DEPTS | 482.21- | .00 |
| 691 GATESVILLE STATE SCHOOL FOR BOYS | | |
| 001 GENERAL REVENUE FUND | | |
| 066 LIMITED SALES & USE TAX STATE DEPTS | 1,992.36- | .00 |
| 692 GAINESVILLE STATE SCHOOL FOR GIRLS | | |
| 001 GENERAL REVENUE FUND | | |
| 066 LIMITED SALES & USE TAX STATE DEPTS | 622.39- | .00 |
| 693 CROCKETT STATE SCHOOL FOR GIRLS | | |
| 001 GENERAL REVENUE FUND | | |
| 066 LIMITED SALES & USE TAX STATE DEPTS | 480.35- | .00 |
| 695 MOUNT VIEW SCHOOL FOR BOYS | | |
| 001 GENERAL REVENUE FUND | | |
| 066 LIMITED SALES & USE TAX STATE DEPTS | 366.72- | .00 |
| 696 DEPARTMENT OF CORRECTIONS | | |
| 001 GENERAL REVENUE FUND | | |
| 066 LIMITED SALES & USE TAX STATE DEPTS | 5,161.41- | .00 |

| | GROSS RECEIPTS YEAR TO DATE | REFUND RECEIPTS YEAR TO DATE |
|--|-----------------------------------|------------------------------------|
| 23 LIMITED SALES, EXCISE & USE TAX | | |
| 711 A & M UNIVERSITY MAIN UNIVERSITY | | |
| 001 GENERAL REVENUE FUND | | |
| 066 LIMITED SALES & USE TAX STATE DEPTS | 158,952.45- | .00 |
| 713 TARLETON COLLEGE | | |
| 001 GENERAL REVENUE FUND | | |
| 066 LIMITED SALES & USE TAX STATE DEPTS | 25,643.57- | .00 |
| 714 U OF T AT ARLINGTON | | |
| 001 GENERAL REVENUE FUND | | |
| 066 LIMITED SALES & USE TAX STATE DEPTS | 44,433.23- | .00 |
| 715 PRAIRIE VIEW A & M COLLEGE | | |
| 001 GENERAL REVENUE FUND | | |
| 066 LIMITED SALES & USE TAX STATE DEPTS | 45,448.37- | .00 |
| 717 SOUTHERN UNIVERSITY | | |
| 001 GENERAL REVENUE FUND | | |
| 066 LIMITED SALES & USE TAX STATE DEPTS | 20,445.42- | .00 |
| 719 TEXAS STATE TECHNICAL INSTITUTE | | |
| 001 GENERAL REVENUE FUND | | |
| 066 LIMITED SALES & USE TAX STATE DEPTS | 18,823.83- | .00 |
| 721 UNIVERSITY OF TEXAS AT AUSTIN | | |
| 001 GENERAL REVENUE FUND | | |
| 066 LIMITED SALES & USE TAX STATE DEPTS | 140,885.05- | .00 |
| 722 U OF T MEDICAL SCHOOL AT SAN ANTONIO | | |
| 001 GENERAL REVENUE FUND | | |
| 066 LIMITED SALES & USE TAX STATE DEPTS | 3,145.90- | .00 |
| 723 U OF T MEDICAL BRANCH AT GALVESTON | | |
| 001 GENERAL REVENUE FUND | | |
| 066 LIMITED SALES & USE TAX STATE DEPTS | 20.29- | .00 |
| 724 U OF T AT EL PASO | | |
| 001 GENERAL REVENUE FUND | | |
| 066 LIMITED SALES & USE TAX STATE DEPTS | 37,386.02- | .00 |
| 728 U OF T DENTAL SCHOOL AT HOUSTON | | |
| 001 GENERAL REVENUE FUND | | |
| 066 LIMITED SALES & USE TAX STATE DEPTS | 608.68- | .00 |
| 730 UNIVERSITY OF HOUSTON | | |
| 001 GENERAL REVENUE FUND | | |
| 066 LIMITED SALES & USE TAX STATE DEPTS | 109,600.10- | .00 |
| 731 TEXAS WOMANS UNIVERSITY | | |
| 001 GENERAL REVENUE FUND | | |
| 066 LIMITED SALES & USE TAX STATE DEPTS | 83,780.92- | .00 |
| 732 A & I UNIVERSITY | | |
| 001 GENERAL REVENUE FUND | | |
| 066 LIMITED SALES & USE TAX STATE DEPTS | 49,445.99- | .00 |
| 733 TEXAS TECHNOLOGICAL UNIV | | |
| 001 GENERAL REVENUE FUND | | |
| 066 LIMITED SALES & USE TAX STATE DEPTS | 157,930.82- | .00 |
| 734 LAMAR UNIVERSITY | | |
| 001 GENERAL REVENUE FUND | | |
| 066 LIMITED SALES & USE TAX STATE DEPTS | 40,511.15- | .00 |

| | GROSS RECEIPTS YEAR TO DATE | REFUND RECEIPTS YEAR TO DATE |
|--|-----------------------------|------------------------------|
| 23 LIMITED SALES, EXCISE & USE TAX | | |
| 735 MIDWESTERN UNIVERSITY | | |
| 001 GENERAL REVENUE FUND | | |
| 066 LIMITED SALES & USE TAX STATE DEPTS | 17,692.04- | .00 |
| 736 PAN AMERICAN UNIVERSITY | | |
| 001 GENERAL REVENUE FUND | | |
| 066 LIMITED SALES & USE TAX STATE DEPTS | 17,425.52- | .00 |
| 737 ANGELO STATE UNIV | | |
| 001 GENERAL REVENUE FUND | | |
| 066 LIMITED SALES & USE TAX STATE DEPTS | 24,020.48- | .00 |
| 738 UNIV OF TEXAS AT DALLAS | | |
| 001 GENERAL REVENUE FUND | | |
| 066 LIMITED SALES & USE TAX STATE DEPTS | 891.08- | .00 |
| 751 EAST TEXAS STATE UNIV | | |
| 001 GENERAL REVENUE FUND | | |
| 066 LIMITED SALES & USE TAX STATE DEPTS | 53,123.37- | .00 |
| 752 NORTH TEXAS STATE UNIVERSITY | | |
| 001 GENERAL REVENUE FUND | | |
| 066 LIMITED SALES & USE TAX STATE DEPTS | 107,198.80- | .00 |
| 753 SAM HOUSTON STATE UNIV | | |
| 001 GENERAL REVENUE FUND | | |
| 066 LIMITED SALES & USE TAX STATE DEPTS | 58,338.47- | .00 |
| 754 SOUTHWEST TEXAS STATE UNIV | | |
| 001 GENERAL REVENUE FUND | | |
| 066 LIMITED SALES & USE TAX STATE DEPTS | 70,048.12- | .00 |
| 755 S F AUSTIN STATE UNIV | | |
| 001 GENERAL REVENUE FUND | | |
| 066 LIMITED SALES & USE TAX STATE DEPTS | 98,663.34- | .00 |
| 756 SUL ROSS STATE UNIV | | |
| 001 GENERAL REVENUE FUND | | |
| 066 LIMITED SALES & USE TAX STATE DEPTS | 5,304.43- | .00 |
| 757 WEST TEXAS STATE UNIVERSITY | | |
| 001 GENERAL REVENUE FUND | | |
| 066 LIMITED SALES & USE TAX STATE DEPTS | 42,171.67- | .00 |
| 802 PARKS AND WILD LIFE DEPARTMENT | | |
| 001 GENERAL REVENUE FUND | | |
| 066 LIMITED SALES & USE TAX STATE DEPTS | 10,467.65- | .00 |
| 805 BATTLESHIP TEXAS COMMISSION | | |
| 001 GENERAL REVENUE FUND | | |
| 066 LIMITED SALES & USE TAX STATE DEPTS | 397.50- | .00 |
| 808 HISTORICAL SURVEY COMMITTEE | | |
| 001 GENERAL REVENUE FUND | | |
| 066 LIMITED SALES & USE TAX STATE DEPTS | 13.74- | .00 |
| | SOURCE TOTAL | |
| | 634,259,890.27- | 1,685,655.30- |
| 24 OTHER LICENSES & FEES | | |
| 102 HOUSE OF REPRESENTATIVES | | |
| 001 GENERAL REVENUE FUND | | |
| 310 OTHER FILING OFFICE AND SERVICE FEES | 235.70- | .00 |

| | GROSS RECEIPTS YEAR TO DATE | REFUND RECEIPTS YEAR TO DATE |
|--|-----------------------------------|------------------------------------|
| 24 OTHER LICENSES & FEES | | |
| 105 LEGISLATIVE REFERENCE LIBRARY | | |
| 001 GENERAL REVENUE FUND | | |
| 310 OTHER FILING OFFICE AND SERVICE FEES | 26.00- | .00 |
| 201 SUPREME COURT | | |
| 001 GENERAL REVENUE FUND | | |
| 226 OTHER LICENSES PERMITS & REG FEES | 660.00- | .00 |
| 310 OTHER FILING OFFICE AND SERVICE FEES | 1,225.26- | .00 |
| FUND TOTAL | 1,885.26- | .00 |
| 211 COURT OF CRIMINAL APPEALS | | |
| 001 GENERAL REVENUE FUND | | |
| 310 OTHER FILING OFFICE AND SERVICE FEES | 206.16- | .00 |
| 221 COURT OF CIVIL APPEALS-FIRST DIST | | |
| 001 GENERAL REVENUE FUND | | |
| 310 OTHER FILING OFFICE AND SERVICE FEES | 4.00- | .00 |
| 222 COURT OF CIVIL APPEALS-SECOND DIST | | |
| 001 GENERAL REVENUE FUND | | |
| 310 OTHER FILING OFFICE AND SERVICE FEES | 15.70- | .00 |
| 223 COURT OF CIVIL APPEALS-THIRD DIST | | |
| 001 GENERAL REVENUE FUND | | |
| 310 OTHER FILING OFFICE AND SERVICE FEES | 156.00- | .00 |
| 224 COURT OF CIVIL APPEALS-FOURTH DIST | | |
| 001 GENERAL REVENUE FUND | | |
| 310 OTHER FILING OFFICE AND SERVICE FEES | 21.75- | .00 |
| 225 COURT OF CIVIL APPEALS-FIFTH DIST | | |
| 001 GENERAL REVENUE FUND | | |
| 310 OTHER FILING OFFICE AND SERVICE FEES | 22.50- | .00 |
| 227 COURT OF CIVIL APPEALS-SEVENTH DIST | | |
| 001 GENERAL REVENUE FUND | | |
| 310 OTHER FILING OFFICE AND SERVICE FEES | 34.26- | .00 |
| 228 COURT OF CIVIL APPEALS-EIGHTH DIST | | |
| 001 GENERAL REVENUE FUND | | |
| 310 OTHER FILING OFFICE AND SERVICE FEES | 8.70- | .00 |
| 232 COURT OF CIVIL APPEALS-TWELFTH DISTRICT | | |
| 001 GENERAL REVENUE FUND | | |
| 310 OTHER FILING OFFICE AND SERVICE FEES | 16.50- | .00 |
| 233 COURT OF CIVIL APPEALS-THIRTEENTH DISTRICT | | |
| 001 GENERAL REVENUE FUND | | |
| 310 OTHER FILING OFFICE AND SERVICE FEES | 8.00- | .00 |
| 234 COURT OF CIVIL APPEALS-FOURTEENTH DIST | | |
| 001 GENERAL REVENUE FUND | | |
| 310 OTHER FILING OFFICE AND SERVICE FEES | 40.20- | .00 |
| 302 ATTORNEY GENERAL | | |
| 001 GENERAL REVENUE FUND | | |
| 310 OTHER FILING OFFICE AND SERVICE FEES | 27.70- | .00 |
| 303 BOARD OF CONTROL | | |
| 001 GENERAL REVENUE FUND | | |
| 310 OTHER FILING OFFICE AND SERVICE FEES | 4,292.69- | .00 |

| | GROSS RECEIPTS YEAR TO DATE | REFUND RECEIPTS YEAR TO DATE |
|---|-----------------------------------|------------------------------------|
| 24 OTHER LICENSES & FEES | | |
| 304 COMPTROLLER OF PUBLIC ACCOUNTS | | |
| 001 GENERAL REVENUE FUND | | |
| 206 GROSS RECEIPT PERMIT FEES | 267.00- | .00 |
| 226 OTHER LICENSES, PERMITS & REG FEES | 750.00- | .00 |
| 307 CITY SALES TAX SERVICE FEES | 3,000,140.38- | .00 |
| 310 OTHER FILING OFFICE AND SERVICE FEES | 17,375.51- | .00 |
| FUND TOTAL | 3,018,532.89- | .00 |
| 120 OMNIBUS TAX CLEARANCE FUND | | |
| 201 COIN MACHINE BUSINESS LICENSE FEE & PENALTY | 357,535.00- | 1,495.00- |
| DEPT TOTAL | 3,376,067.89- | 1,495.00- |
| 305 GENERAL LAND OFFICE | | |
| 001 GENERAL REVENUE FUND | | |
| 310 OTHER FILING OFFICE AND SERVICE FEES | 44,111.05- | .00 |
| 065 LAND OFFICE SALE FEE FUND | | |
| 310 OTHER FILING OFFICE AND SERVICE FEES | 80,951.66- | .00 |
| 080 LAND OFFICE PERMIT FEE FUND | | |
| 226 OTHER LICENSES, PERMITS & REG FEES | 40,435.00- | .00 |
| DEPT TOTAL | 165,497.71- | .00 |
| 306 LIBRARY | | |
| 001 GENERAL REVENUE FUND | | |
| 310 OTHER FILING OFFICE AND SERVICE FEES | 3,663.42- | .00 |
| 307 SECRETARY OF STATE | | |
| 001 GENERAL REVENUE FUND | | |
| 310 OTHER FILING OFFICE AND SERVICE FEES | 3,624,253.97- | .00 |
| 308 AUDITOR | | |
| 001 GENERAL REVENUE FUND | | |
| 306 EXAMINATION AND AUDIT FEES | 51,566.75- | .00 |
| 309 BUILDING COMMISSION | | |
| 007 STATE BUILDING FUND | | |
| 310 OTHER FILING OFFICE AND SERVICE FEES | 1,385.82- | .00 |
| 310 TREASURER | | |
| 001 GENERAL REVENUE FUND | | |
| 310 OTHER FILING OFFICE AND SERVICE FEES | 149.00- | .00 |
| 100 TREASURY FISCAL AGENCY FUND | | |
| 310 OTHER FILING OFFICE AND SERVICE FEES | 10,723.37- | .00 |
| DEPT TOTAL | 10,872.37- | .00 |
| 312 SECURITIES BOARD | | |
| 001 GENERAL REVENUE FUND | | |
| 220 SECURITIES ACT REGISTRATION FEES | 1,036,156.23- | .00 |
| 310 OTHER FILING OFFICE AND SERVICE FEES | 500.10- | .00 |
| FUND TOTAL | 1,036,656.33- | .00 |
| 322 EMPLOYMENT COMMISSION | | |
| 026 UNEMPLOYMENT COMPENSATION ADMIN FUND | | |
| 306 EXAMINATION AND AUDIT FEES | 1,771.57- | .00 |
| 310 OTHER FILING OFFICE AND SERVICE FEES | 6,629.96- | .00 |
| FUND TOTAL | 8,401.53- | .00 |
| 324 DEPARTMENT OF PUBLIC WELFARE | | |
| 039 COMMODITY DISTRIBUTION FUND | | |
| 306 EXAMINATION AND AUDIT FEES | 780,291.90- | .00 |

| | GROSS RECEIPTS YEAR TO DATE | REFUND RECEIPTS YEAR TO DATE |
|--|-----------------------------------|------------------------------------|
| 24 OTHER LICENSES & FEES | | |
| 117 FEDERAL PUBLIC WELFARE ADMIN FUND | | |
| 310 OTHER FILING OFFICE AND SERVICE FEES | 115,494.87- | .00 |
| 166 WELFARE ADMINISTRATION OPERATING FUND | | |
| 310 OTHER FILING OFFICE AND SERVICE FEES | 50,659.88- | .00 |
| 167 WELFARE ASSISTANCE OPERATING FUND | | |
| 310 OTHER FILING OFFICE AND SERVICE FEES | 293.17- | .00 |
| DEPT TOTAL | 946,739.82- | .00 |
| 328 VETERANS LAND BOARD | | |
| 052 VETERANS LAND BOARD FUND | | |
| 310 OTHER FILING OFFICE AND SERVICE FEES | 131,029.50- | .00 |
| 276 VET LAND FUND DIVISION B | | |
| 310 OTHER FILING OFFICE AND SERVICE FEES | 450.00- | .00 |
| 375 VET LAND FUND DIVISION C | | |
| 310 OTHER FILING OFFICE AND SERVICE FEES | 1,710.83- | .00 |
| DEPT TOTAL | 133,190.33- | .00 |
| 329 REAL ESTATE COMMISSION | | |
| 001 GENERAL REVENUE FUND | | |
| 310 OTHER FILING OFFICE AND SERVICE FEES | 199.50- | .00 |
| 114 REAL ESTATE LICENSE FUND | | |
| 226 OTHER LICENSES PERMITS & REG FEES | 537,513.00- | .00 |
| 310 OTHER FILING OFFICE AND SERVICE FEES | 48,793.00- | .00 |
| FUND TOTAL | 586,306.00- | .00 |
| DEPT TOTAL | 586,505.50- | .00 |
| 330 COMMISSION FOR REHABILITATION | | |
| 061 COMMISSION FOR REHABILITATION OPERATING FUND | | |
| 310 OTHER FILING OFFICE AND SERVICE FEES | 79,708.78- | .00 |
| 405 DEPARTMENT OF PUBLIC SAFETY | | |
| 001 GENERAL REVENUE FUND | | |
| 212 OPERATORS AND CHAUFFEURS LICENSE FEES | 4,564,539.23- | .00 |
| 226 OTHER LICENSES PERMITS & REG FEES | 27,615.00- | .00 |
| 310 OTHER FILING OFFICE AND SERVICE FEES | 66,444.25- | .00 |
| FUND TOTAL | 4,658,598.48- | .00 |
| 099 OPERATORS & CHAUFFEURS FUND | | |
| 212 OPERATORS AND CHAUFFEURS LICENSE FEES | 9,172,722.52- | .00 |
| 310 OTHER FILING OFFICE AND SERVICE FEES | 2,634,891.75- | .00 |
| FUND TOTAL | 11,807,614.27- | .00 |
| 274 MOTOR VEHICLE INSPECTION FUND | | |
| 251 MOTOR VEHICLE INSP & CERTIF FEES | 3,618,077.50- | 141,320.50- |
| 255 OTHER INSPECTION AND CERTIFICATION FEES | 500.00- | .00 |
| 310 OTHER FILING OFFICE AND SERVICE FEES | 489,537.01- | .00 |
| FUND TOTAL | 4,108,114.51- | 141,320.50- |
| DEPT TOTAL | 20,574,327.26- | 141,320.50- |
| 406 NATIONAL GUARD ARMORY BOARD | | |
| 265 NATIONAL GUARD ARMORY BOARD MINERAL FUND | | |
| 310 OTHER FILING OFFICE AND SERVICE FEES | .49- | .00 |
| 451 BANKING-FINANCE COMMISSION | | |
| 001 GENERAL REVENUE FUND | | |
| 310 OTHER FILING OFFICE AND SERVICE FEES | 4,000.00- | .00 |

| | GROSS RECEIPTS YEAR TO DATE | REFUND RECEIPTS YEAR TO DATE |
|---|-----------------------------------|------------------------------------|
| 24 OTHER LICENSES & FEES | | |
| 076 PREPAID FUNERAL CONTRACT FUND | | |
| 226 OTHER LICENSES PERMITS & REG FEES | 7,195.00- | .00 |
| 306 EXAMINATION AND AUDIT FEES | 8,210.00- | .00 |
| FUND TOTAL | 15,405.00- | .00 |
| DEPT TOTAL | 19,405.00- | .00 |
| 452 BUREAU OF LABOR STATISTICS | | |
| 001 GENERAL REVENUE FUND | | |
| 224 PROFESSIONAL EXAMINATION & REG FEES | 20,880.00- | .00 |
| 226 OTHER LICENSES PERMITS & REG FEES | 363,991.01- | .00 |
| 253 BOILER INSPECTION FEES | 154,713.75- | .00 |
| 255 OTHER INSPECTION AND CERTIFICATION FEES | 70.00- | .00 |
| FUND TOTAL | 539,654.76- | .00 |
| 453 INDUSTRIAL ACCIDENT BOARD | | |
| 001 GENERAL REVENUE FUND | | |
| 310 OTHER FILING OFFICE AND SERVICE FEES | 90,992.02- | .00 |
| 094 WORKMENS COMPENSATION FUND | | |
| 310 OTHER FILING OFFICE AND SERVICE FEES | 122,865.00- | .00 |
| DEPT TOTAL | 213,857.02- | .00 |
| 454 BOARD OF INSURANCE | | |
| 001 GENERAL REVENUE FUND | | |
| 310 OTHER FILING OFFICE AND SERVICE FEES | 6.00- | .00 |
| 010 MOTOR VEHICLE INSURANCE FUND | | |
| 157 INS COMPANIES MAINTENANCE TAX & PENALTY & INT | 272,033.83- | .00 |
| 013 FIRE INSURANCE FUND | | |
| 157 INS COMPANIES MAINTENANCE TAX & PENALTY & INT | 1,647,704.77- | .00 |
| 014 COMPENSATION INSURANCE FUND | | |
| 157 INS COMPANIES MAINTENANCE TAX & PENALTY & INT | 674,149.77- | .00 |
| 036 INSURANCE COMMISSION OPERATING FUND | | |
| 310 OTHER FILING OFFICE AND SERVICE FEES | 9,072.70- | .00 |
| 054 INSURANCE EXAMINATION FUND | | |
| 306 EXAMINATION AND AUDIT FEES | 1,217,292.77- | .00 |
| 085 INSURANCE AGENTS LICENSE FUND | | |
| 221 INSURANCE DEPT LICENSE & REG FEES | 499,719.52- | .00 |
| 224 PROFESSIONAL EXAMINATION & REG FEES | 142,058.00- | .00 |
| FUND TOTAL | 641,777.52- | .00 |
| 093 MANAGING GENERAL AGENTS FUND | | |
| 221 INSURANCE DEPT LICENSE & REG FEES | 4,130.00- | .00 |
| 103 CREDIT INSURANCE FUND | | |
| 221 INSURANCE DEPT LICENSE & REG FEES | 62,000.00- | .00 |
| 113 MUTUAL ASSESSMENT FUND | | |
| 310 OTHER FILING OFFICE AND SERVICE FEES | 2,346.00- | .00 |
| 115 INSURANCE FEE FUND | | |
| 310 OTHER FILING OFFICE AND SERVICE FEES | 690,303.86- | .00 |
| 119 FIRE WORKS LICENSE FUND | | |
| 221 INSURANCE DEPT LICENSE & REG FEES | 27,103.86- | .00 |
| 124 LCL RECORDING AGTS AND SLSTRS LCNS FUND | | |
| 221 INSURANCE DEPT LICENSE & REG FEES | 70,418.61- | .00 |

| | GROSS RECEIPTS YEAR TO DATE | REFUND RECEIPTS YEAR TO DATE |
|---|-----------------------------------|------------------------------------|
| 24 OTHER LICENSES & FEES | | |
| 224 PROFESSIONAL EXAMINATION & REG FEES | 18,604.00- | .00 |
| FUND TOTAL | 89,022.61- | .00 |
| 161 CASUALTY INSURANCE FUND | | |
| 157 INS COMPANIES MAINTENANCE TAX & PENALTY & INT | 154,402.12- | .00 |
| 162 TITLE INSURANCE FUND | | |
| 157 INS COMPANIES MAINTENANCE TAX & PENALTY & INT | 52,537.67- | .00 |
| 180 BURIAL ASSOCIATION RATE FUND | | |
| 157 INS COMPANIES MAINTENANCE TAX & PENALTY & INT | 1,103.02- | .00 |
| DEPT TOTAL | 5,544,986.50- | .00 |
| 455 RAILROAD COMMISSION | | |
| 001 GENERAL REVENUE FUND | | |
| 222 MOTOR BUS PERMIT AND LICENSE FEES | 102,980.90- | .00 |
| 310 OTHER FILING OFFICE AND SERVICE FEES | 800.00- | .00 |
| FUND TOTAL | 103,780.90- | .00 |
| 155 RAILROAD COMMISSION OPERATING FUND | | |
| 223 MOTOR CARRIER PERMIT LIC FEES & FINES | 837,132.99- | .00 |
| 226 OTHER LICENSES PERMITS & REG FEES | 192,721.58- | .00 |
| FUND TOTAL | 1,029,854.57- | .00 |
| DEPT TOTAL | 1,133,635.47- | .00 |
| 458 ALCOHOLIC BEVERAGE COM | | |
| 001 GENERAL REVENUE FUND | | |
| 310 OTHER FILING OFFICE AND SERVICE FEES | 119.00- | .00 |
| 459 BOARD OF ARCHITECTURAL EXAMINERS | | |
| 109 ARCHITECTS REGISTRATION FUND | | |
| 224 PROFESSIONAL EXAMINATION & REG FEES | 58,365.00- | .00 |
| 460 BD OF REGISTRATION FOR PROFESSIONAL ENGINEERS | | |
| 056 PROFESSIONAL ENGINEERS FUND | | |
| 224 PROFESSIONAL EXAMINATION & REG FEES | 304,548.15- | .00 |
| 461 AERONAUTIC COMMISSION | | |
| 150 AIRCRAFT FUEL TAX FUND | | |
| 310 OTHER FILING OFFICE AND SERVICE FEES | 350.00- | .00 |
| 463 BOARD OF REGISTRATION FOR PUBLIC SURVEYORS | | |
| 075 REGISTERED PUBLIC SURVEYORS FUND | | |
| 224 PROFESSIONAL EXAMINATION & REG FEES | 21,868.50- | .00 |
| 467 BOARD OF PRIVATE DETECTIVES ETC | | |
| 001 GENERAL REVENUE FUND | | |
| 226 OTHER LICENSES PERMITS & REG FEES | 84,895.00- | .00 |
| 468 BD OF LANDSCAPE ARCHITECTS | | |
| 069 BOARD OF LANDSCAPE ARCHITECTS FUND | | |
| 224 PROFESSIONAL EXAMINATION & REG FEES | 22,555.00- | .00 |
| 469 CREDIT UNION COMMISSION | | |
| 001 GENERAL REVENUE FUND | | |
| 310 OTHER FILING OFFICE AND SERVICE FEES | 1,000.00- | .00 |
| 501 DEPARTMENT OF HEALTH | | |
| 001 GENERAL REVENUE FUND | | |
| 176 BEDDING TAX | 82,596.36- | .00 |
| 214 HEALTH DEPARTMENT LICENSE FEES | 131,507.20- | .00 |

| | GROSS RECEIPTS YEAR TO DATE | REFUND RECEIPTS YEAR TO DATE |
|---|-----------------------------------|------------------------------------|
| 24 OTHER LICENSES & FEES | | |
| 215 BEDDING PERMIT FEES | 34,735.00- | .00 |
| 226 OTHER LICENSES PERMITS & REG FEES | 160,169.12- | .00 |
| 254 HEALTH DEPARTMENT INSPECTION FEES | 165,241.39- | .00 |
| FUND TOTAL | 574,249.07- | .00 |
| 019 VITAL STATISTICS FUND | | |
| 310 OTHER FILING OFFICE AND SERVICE FEES | 443,623.30- | 39,430.37- |
| 033 SANITARIANS REGISTRATION AND LICENSE FUND | | |
| 226 OTHER LICENSES PERMITS & REG FEES | 4,995.50- | .00 |
| 129 HOSPITAL LICENSING FUND | | |
| 214 HEALTH DEPARTMENT LICENSE FEES | 48,525.00- | .00 |
| 273 FEDERAL HEALTH FUND | | |
| 310 OTHER FILING OFFICE AND SERVICE FEES | 21,393.54- | .00 |
| DEPT TOTAL | 1,092,786.41- | 39,430.37- |
| 502 BOARD OF BARBER EXAMINERS | | |
| 040 BARBER EXAMINERS FUND | | |
| 224 PROFESSIONAL EXAMINATION & REG FEES | 198,208.00- | .00 |
| 503 BOARD OF MEDICAL EXAMINERS | | |
| 055 MEDICAL REGISTRATION FUND | | |
| 224 PROFESSIONAL EXAMINATION & REG FEES | 209,211.00- | .00 |
| 504 BOARD OF DENTAL EXAMINERS | | |
| 086 DENTAL REGISTRATION FUND | | |
| 224 PROFESSIONAL EXAMINATION & REG FEES | 92,400.00- | .00 |
| 505 COSMETOLOGY COMMISSION | | |
| 001 GENERAL REVENUE FUND | | |
| 310 OTHER FILING OFFICE AND SERVICE FEES | 648.00- | .00 |
| 088 BOARD OF COSMETOLOGISTS FUND | | |
| 224 PROFESSIONAL EXAMINATION & REG FEES | 574,184.67- | 600.00- |
| DEPT TOTAL | 574,832.67- | 600.00- |
| 508 BOARD OF CHIROPRACTIC EXAMINERS | | |
| 140 CHIROPRACTIC EXAMINERS FUND | | |
| 224 PROFESSIONAL EXAMINATION & REG FEES | 26,725.00- | .00 |
| 509 BD OF EXAMINERS FOR HEARING AIDS | | |
| 001 GENERAL REVENUE FUND | | |
| 224 PROFESSIONAL EXAMINATION & REG FEES | 25,545.00- | .00 |
| 510 BOARD OF EXAMINERS IN BASIC SCIENCE | | |
| 220 BASIC SCIENCE EXAMINATION FUND | | |
| 224 PROFESSIONAL EXAMINATION & REG FEES | 56,395.00- | .00 |
| 511 BOARD OF VOCATIONAL NURSE EXAMINERS | | |
| 266 VOCATIONAL NURSE EXAMINERS FUND | | |
| 224 PROFESSIONAL EXAMINATION & REG FEES | 134,398.00- | .00 |
| 514 OPTOMETRY BOARD | | |
| 034 OPTOMETRY FUND | | |
| 226 OTHER LICENSES PERMITS & REG FEES | 61,307.50- | .00 |
| 518 WATER QUALITY BOARD | | |
| 001 GENERAL REVENUE FUND | | |
| 226 OTHER LICENSES PERMITS & REG FEES | 525.00- | .00 |
| 310 OTHER FILING OFFICE AND SERVICE FEES | 494.00- | .00 |

| | GROSS RECEIPTS YEAR TO DATE | REFUND RECEIPTS YEAR TO DATE |
|---|-----------------------------------|------------------------------------|
| 24 OTHER LICENSES & FEES | | |
| FUND TOTAL | | |
| 520 BD OF EXAMINERS OF PSYCHOLOGISTS | 1,019.00- | .00 |
| 024 PSYCHOLOGISTS LICENSING FUND | | |
| 224 PROFESSIONAL EXAMINATION & REG FEES | | |
| 551 DEPARTMENT OF AGRICULTURE | 51,065.00- | .00 |
| 001 GENERAL REVENUE FUND | | |
| 213 AGRICULTURE DEPARTMENT LICENSE FEES | 4,654.29- | .00 |
| 226 OTHER LICENSES PERMITS & REG FEES | 3.50- | .00 |
| 252 AGRICULTURE DEPT INSP & CERTIF FEES | 239,064.96- | .00 |
| 306 EXAMINATION AND AUDIT FEES | 1,421.22- | .00 |
| FUND TOTAL | 245,143.97- | .00 |
| 023 DEPARTMENT OF AGRICULTURE FUND | | |
| 213 AGRICULTURE DEPARTMENT LICENSE FEES | 362,514.94- | .00 |
| 252 AGRICULTURE DEPT INSP & CERTIF FEES | 643,020.11- | .00 |
| FUND TOTAL | 1,005,535.05- | .00 |
| DEPT TOTAL | 1,250,679.02- | .00 |
| 552 WATER RIGHTS COMMISSION | | |
| 001 GENERAL REVENUE FUND | | |
| 226 OTHER LICENSES PERMITS & REG FEES | 52,933.65- | .00 |
| 310 OTHER FILING OFFICE AND SERVICE FEES | 14,463.00- | .00 |
| FUND TOTAL | 67,396.65- | .00 |
| 158 WATER RIGHTS ADMINISTRATION FUND | | |
| 226 OTHER LICENSES PERMITS & REG FEES | 64,646.21- | .00 |
| DEPT TOTAL | 132,042.86- | .00 |
| 556 AGRICULTURAL EXPERIMENT STATION | | |
| 058 FEED CONTROL FUND | | |
| 255 OTHER INSPECTION AND CERTIFICATION FEES | 702,827.64- | .00 |
| 578 BOARD OF VETERINARY EXAMINERS | | |
| 035 VETERINARY FUND | | |
| 224 PROFESSIONAL EXAMINATION & REG FEES | 48,966.00- | .00 |
| 580 WATER DEVELOPMENT BOARD | | |
| 001 GENERAL REVENUE FUND | | |
| 226 OTHER LICENSES PERMITS & REG FEES | 29,821.03- | .00 |
| 310 OTHER FILING OFFICE AND SERVICE FEES | 830.60- | .00 |
| FUND TOTAL | 30,651.63- | .00 |
| 601 HIGHWAY DEPARTMENT | | |
| 006 STATE HIGHWAY FUND | | |
| 223 MOTOR CARRIER PERMIT LIC FEES & FINES | 97,541.44- | .00 |
| 250 CERTIFICATE OF TITLE FEES | 1,339,171.50- | .00 |
| 255 OTHER INSPECTION AND CERTIFICATION FEES | 1,689.00- | .00 |
| 310 OTHER FILING OFFICE AND SERVICE FEES | 388,197.19- | .00 |
| FUND TOTAL | 1,826,599.13- | .00 |
| 651 CORSICANA STATE HOME | | |
| 001 GENERAL REVENUE FUND | | |
| 310 OTHER FILING OFFICE AND SERVICE FEES | 1,612.32- | .00 |
| 652 WACO STATE HOME | | |
| 001 GENERAL REVENUE FUND | | |
| 310 OTHER FILING OFFICE AND SERVICE FEES | 1,982.31- | .00 |

| | GROSS RECEIPTS YEAR TO DATE | REFUND RECEIPTS YEAR TO DATE |
|--|-----------------------------------|------------------------------------|
| 24 OTHER LICENSES & FEES | | |
| 655 MENTAL HEALTH & MENTAL RETARDATION | | |
| 001 GENERAL REVENUE FUND | | |
| 226 OTHER LICENSES PERMITS & REG FEES | 1,200.00- | .00 |
| 310 OTHER FILING OFFICE AND SERVICE FEES | 1,229.84- | .00 |
| FUND TOTAL | 2,429.84- | .00 |
| 270 HOSPITALS & SPECIAL SCHOOLS MINERAL FUND | | |
| 310 OTHER FILING OFFICE AND SERVICE FEES | 18.98- | .00 |
| DEPT TOTAL | 2,448.82- | .00 |
| 657 AMARILLO CTR FOR HUMAN DEVELOPMENT | | |
| 001 GENERAL REVENUE FUND | | |
| 310 OTHER FILING OFFICE AND SERVICE FEES | 174,476.50- | .00 |
| 658 BEAUMONT CTR FOR HUMAN DEVELOPMENT | | |
| 001 GENERAL REVENUE FUND | | |
| 310 OTHER FILING OFFICE AND SERVICE FEES | 69,520.03- | .00 |
| 659 RIO GRANDE STATE CENTER MHMR | | |
| 001 GENERAL REVENUE FUND | | |
| 310 OTHER FILING OFFICE AND SERVICE FEES | 22,977.53- | .00 |
| 660 DENTON STATE SCHOOL | | |
| 001 GENERAL REVENUE FUND | | |
| 310 OTHER FILING OFFICE AND SERVICE FEES | 646.80- | .00 |
| 662 DALLAS MENTAL HEALTH CLINIC | | |
| 001 GENERAL REVENUE FUND | | |
| 310 OTHER FILING OFFICE AND SERVICE FEES | 97,234.26- | .00 |
| 664 FORT WORTH MENTAL HEALTH CLINIC | | |
| 001 GENERAL REVENUE FUND | | |
| 310 OTHER FILING OFFICE AND SERVICE FEES | 52,738.70- | .00 |
| 666 EAST TEXAS STATE CHEST HOSPITAL | | |
| 001 GENERAL REVENUE FUND | | |
| 310 OTHER FILING OFFICE AND SERVICE FEES | 2,780.56- | .00 |
| 668 RICHMOND STATE SCHOOL | | |
| 001 GENERAL REVENUE FUND | | |
| 310 OTHER FILING OFFICE AND SERVICE FEES | 125.00- | .00 |
| 669 LUFKIN STATE SCHOOL | | |
| 001 GENERAL REVENUE FUND | | |
| 310 OTHER FILING OFFICE AND SERVICE FEES | 3,104.14- | .00 |
| 670 CORPUS CHRISTI STATE SCHOOL | | |
| 001 GENERAL REVENUE FUND | | |
| 310 OTHER FILING OFFICE AND SERVICE FEES | 47,651.76- | .00 |
| 671 SAN ANGELO CENTER MHMR | | |
| 001 GENERAL REVENUE FUND | | |
| 310 OTHER FILING OFFICE AND SERVICE FEES | 4.00- | .00 |
| 673 SAN ANTONIO STATE CHEST HOSPITAL | | |
| 001 GENERAL REVENUE FUND | | |
| 310 OTHER FILING OFFICE AND SERVICE FEES | 617.14- | .00 |
| 675 TRAVIS STATE SCHOOL | | |
| 001 GENERAL REVENUE FUND | | |
| 310 OTHER FILING OFFICE AND SERVICE FEES | 33.00- | .00 |

| | GROSS RECEIPTS YEAR TO DATE | REFUND RECEIPTS YEAR TO DATE |
|---|-----------------------------------|------------------------------------|
| 24 OTHER LICENSES & FEES | | |
| 676 ABILENE STATE SCHOOL | | |
| 001 GENERAL REVENUE FUND | | |
| 310 OTHER FILING OFFICE AND SERVICE FEES | 248.00- | .00 |
| 677 AUSTIN STATE HOSPITAL | | |
| 001 GENERAL REVENUE FUND | | |
| 310 OTHER FILING OFFICE AND SERVICE FEES | 35,599.11- | .00 |
| 682 TERRELL STATE HOSPITAL | | |
| 001 GENERAL REVENUE FUND | | |
| 310 OTHER FILING OFFICE AND SERVICE FEES | 64,529.84- | .00 |
| 683 WICHITA FALLS STATE HOSPITAL | | |
| 001 GENERAL REVENUE FUND | | |
| 310 OTHER FILING OFFICE AND SERVICE FEES | 9,860.81- | .00 |
| 684 HARLINGEN STATE CHEST SANATORIUM | | |
| 001 GENERAL REVENUE FUND | | |
| 310 OTHER FILING OFFICE AND SERVICE FEES | 254.00- | .00 |
| 685 RESEARCH INSTITUTE OF MENTAL SCIENCES | | |
| 001 GENERAL REVENUE FUND | | |
| 310 OTHER FILING OFFICE AND SERVICE FEES | 160,056.55- | .00 |
| 686 BIG SPRING STATE HOSPITAL | | |
| 001 GENERAL REVENUE FUND | | |
| 310 OTHER FILING OFFICE AND SERVICE FEES | 24,904.19- | .00 |
| 687 LUBBOCK STATE SCHOOL | | |
| 001 GENERAL REVENUE FUND | | |
| 310 OTHER FILING OFFICE AND SERVICE FEES | 19,669.71- | .00 |
| 691 GATESVILLE STATE SCHOOL FOR BOYS | | |
| 001 GENERAL REVENUE FUND | | |
| 310 OTHER FILING OFFICE AND SERVICE FEES | 60.00- | .00 |
| 692 GAINESVILLE STATE SCHOOL FOR GIRLS | | |
| 001 GENERAL REVENUE FUND | | |
| 310 OTHER FILING OFFICE AND SERVICE FEES | 4,028.72- | .00 |
| 693 CROCKETT STATE SCHOOL FOR GIRLS | | |
| 001 GENERAL REVENUE FUND | | |
| 310 OTHER FILING OFFICE AND SERVICE FEES | 2,458.97- | .00 |
| 695 MOUNT VIEW SCHOOL FOR BOYS | | |
| 001 GENERAL REVENUE FUND | | |
| 310 OTHER FILING OFFICE AND SERVICE FEES | 65.00- | .00 |
| 696 DEPARTMENT OF CORRECTIONS | | |
| 001 GENERAL REVENUE FUND | | |
| 310 OTHER FILING OFFICE AND SERVICE FEES | 60,749.07- | .00 |
| 156 INDUSTRIAL REVOLVING FUND | | |
| 310 OTHER FILING OFFICE AND SERVICE FEES | 28.52- | .00 |
| DEPT TOTAL | 60,777.59- | .00 |
| 701 TEXAS EDUCATION AGENCY | | |
| 001 GENERAL REVENUE FUND | | |
| 226 OTHER LICENSES PERMITS & REG FEES | 78,339.81- | .00 |
| 148 FEDERAL HEALTH EDUCATION & WELFARE FUND | | |
| 310 OTHER FILING OFFICE AND SERVICE FEES | 885.87- | .00 |

| | GROSS RECEIPTS YEAR TO DATE | REFUND RECEIPTS YEAR TO DATE |
|---|-----------------------------------|------------------------------------|
| 24 OTHER LICENSES & FEES | | |
| DEPT TOTAL | 79,225.68- | .00 |
| 710 A & M UNIV SYSTEM ADMINISTRATION | | |
| 095 A & M UNIV MINERAL INVESTMENT FUND | | |
| 310 OTHER FILING OFFICE AND SERVICE FEES | 1.00- | .00 |
| 711 A & M UNIVERSITY MAIN UNIVERSITY | | |
| 242 A & M UNIV CURRENT FUND | | |
| 225 HIGHER EDUCATION REGISTRATION FEES | 2,228,431.35- | 71,350.30- |
| 304 HIGHER EDUCATION STUDENT FEES | 237,546.00- | 2,473.00- |
| FUND TOTAL | 2,465,977.35- | 73,823.30- |
| 713 TARLETON COLLEGE | | |
| 243 TARLETON COLLEGE CURRENT FUND | | |
| 225 HIGHER EDUCATION REGISTRATION FEES | 311,898.80- | 3,394.86- |
| 304 HIGHER EDUCATION STUDENT FEES | 43,383.96- | 1,012.00- |
| FUND TOTAL | 355,282.76- | 4,406.86- |
| 714 U OF T AT ARLINGTON | | |
| 244 UT AT ARLINGTON CURRENT FUND | | |
| 225 HIGHER EDUCATION REGISTRATION FEES | 1,466,888.40- | 25,735.49- |
| 304 HIGHER EDUCATION STUDENT FEES | 67,570.00- | 4,259.49- |
| FUND TOTAL | 1,534,458.40- | 29,994.98- |
| 715 PRAIRIE VIEW A & M COLLEGE | | |
| 245 PRAIRIE VIEW A & M COLLEGE CURRENT FUND | | |
| 225 HIGHER EDUCATION REGISTRATION FEES | 431,288.91- | 4,644.17- |
| 304 HIGHER EDUCATION STUDENT FEES | 12,953.06- | 267.50- |
| 310 OTHER FILING OFFICE AND SERVICE FEES | 6,298.78- | .00 |
| FUND TOTAL | 450,540.75- | 4,911.67- |
| 717 SOUTHERN UNIVERSITY | | |
| 247 TEXAS SOUTHERN UNIVERSITY CURRENT FUND | | |
| 225 HIGHER EDUCATION REGISTRATION FEES | 793,104.67- | 8,845.30- |
| 304 HIGHER EDUCATION STUDENT FEES | 54,207.47- | 521.30- |
| 310 OTHER FILING OFFICE AND SERVICE FEES | 129,788.76- | 45.25- |
| FUND TOTAL | 977,100.90- | 9,411.85- |
| 718 TEXAS MARITIME ACADEMY | | |
| 275 TEXAS MARITIME ACADEMY CURRENT FUND | | |
| 225 HIGHER EDUCATION REGISTRATION FEES | 31,003.00- | 186.00- |
| 304 HIGHER EDUCATION STUDENT FEES | 528.00- | 16.00- |
| FUND TOTAL | 31,531.00- | 202.00- |
| 719 TEXAS STATE TECHNICAL INSTITUTE | | |
| 237 TEXAS STATE TECHNICAL INSTITUTE FUND | | |
| 225 HIGHER EDUCATION REGISTRATION FEES | 250,510.56- | 50.00- |
| 304 HIGHER EDUCATION STUDENT FEES | 40,261.80- | 4.00- |
| 310 OTHER FILING OFFICE AND SERVICE FEES | 4,633.77- | .00 |
| FUND TOTAL | 295,406.13- | 54.00- |
| 721 UNIVERSITY OF TEXAS AT AUSTIN | | |
| 011 AVAILABLE UNIVERSITY FUND | | |
| 310 OTHER FILING OFFICE AND SERVICE FEES | 24,201.77- | .00 |
| 248 UNIV OF TEXAS AT AUSTIN CURRENT FUND | | |
| 225 HIGHER EDUCATION REGISTRATION FEES | 4,813,609.20- | 4,009.74- |

| | GROSS RECEIPTS YEAR TO DATE | REFUND RECEIPTS YEAR TO DATE |
|---|-----------------------------------|------------------------------------|
| 24 OTHER LICENSES & FEES | | |
| 304 HIGHER EDUCATION STUDENT FEES | 1,555,816.19- | 47.50- |
| 310 OTHER FILING OFFICE AND SERVICE FEES | 51,932.45- | 3.00- |
| FUND TOTAL | 6,421,357.84- | 4,060.24- |
| DEPT TOTAL | 6,445,559.61- | 4,060.24- |
| 724 U OF T AT EL PASO | | |
| 250 UT AT EL PASO CURRENT FUND | | |
| 225 HIGHER EDUCATION REGISTRATION FEES | 1,752,460.50- | .00 |
| 304 HIGHER EDUCATION STUDENT FEES | 130,356.00- | .00 |
| FUND TOTAL | 1,882,816.50- | .00 |
| 730 UNIVERSITY OF HOUSTON | | |
| 225 UNIVERSITY OF HOUSTON CURRENT FUND | | |
| 225 HIGHER EDUCATION REGISTRATION FEES | 3,933,579.50- | .00 |
| 304 HIGHER EDUCATION STUDENT FEES | 117,125.08- | .00 |
| FUND TOTAL | 4,050,704.58- | .00 |
| 731 TEXAS WOMANS UNIVERSITY | | |
| 253 TEXAS WOMANS UNIVERSITY CURRENT FUND | | |
| 225 HIGHER EDUCATION REGISTRATION FEES | 884,807.39- | .00 |
| 304 HIGHER EDUCATION STUDENT FEES | 15,897.00- | .00 |
| FUND TOTAL | 900,704.39- | .00 |
| 732 A & I UNIVERSITY | | |
| 254 A & I UNIV CURRENT FUND | | |
| 225 HIGHER EDUCATION REGISTRATION FEES | 1,003,306.04- | 27,573.35- |
| 304 HIGHER EDUCATION STUDENT FEES | 67,105.50- | 2,410.50- |
| 310 OTHER FILING OFFICE AND SERVICE FEES | 15,571.12- | 109.03- |
| FUND TOTAL | 1,085,982.66- | 30,092.88- |
| 733 TEXAS TECHNOLOGICAL UNIV | | |
| 255 TEXAS TECHNOLOGICAL UNIV CURRENT FUND | | |
| 225 HIGHER EDUCATION REGISTRATION FEES | 2,470,337.33- | 31,430.65- |
| 304 HIGHER EDUCATION STUDENT FEES | 369,422.86- | 4,906.00- |
| FUND TOTAL | 2,839,760.19- | 36,336.65- |
| 734 LAMAR UNIVERSITY | | |
| 256 LAMAR UNIVERSITY CURRENT FUND | | |
| 225 HIGHER EDUCATION REGISTRATION FEES | 1,138,512.49- | 15,921.64- |
| 304 HIGHER EDUCATION STUDENT FEES | 70,653.80- | 1,749.95- |
| 310 OTHER FILING OFFICE AND SERVICE FEES | 104,426.98- | .00 |
| FUND TOTAL | 1,313,593.27- | 17,671.59- |
| 735 MIDWESTERN UNIVERSITY | | |
| 264 MIDWESTERN UNIVERSITY CURRENT FUND | | |
| 225 HIGHER EDUCATION REGISTRATION FEES | 452,342.79- | 5,975.88- |
| 304 HIGHER EDUCATION STUDENT FEES | 44,843.40- | 857.60- |
| 310 OTHER FILING OFFICE AND SERVICE FEES | 50,411.62- | 962.01- |
| FUND TOTAL | 547,597.81- | 7,795.49- |
| 736 PAN AMERICAN UNIVERSITY | | |
| 226 PAN AMERICAN UNIV CURRENT FUND | | |
| 225 HIGHER EDUCATION REGISTRATION FEES | 576,094.30- | .00 |
| 304 HIGHER EDUCATION STUDENT FEES | 8,216.70- | .00 |
| 310 OTHER FILING OFFICE AND SERVICE FEES | 57,456.81- | .00 |

| | GROSS RECEIPTS YEAR TO DATE | REFUND RECEIPTS YEAR TO DATE |
|--|--------------------------------|---------------------------------|
| 24 OTHER LICENSES & FEES | | |
| FUND TOTAL | 641,767.81- | .00 |
| 737 ANGELO STATE UNIV | | |
| 227 ANGELO STATE UNIV CURRENT FUND | | |
| 225 HIGHER EDUCATION REGISTRATION FEES | 395,548.99- | 3,703.30- |
| 304 HIGHER EDUCATION STUDENT FEES | 36,186.08- | 1,147.40- |
| 310 OTHER FILING OFFICE AND SERVICE FEES | 25,637.08- | .00 |
| FUND TOTAL | 457,372.15- | 4,850.70- |
| 738 UNIV OF TEXAS AT DALLAS | | |
| 238 UT OF DALLAS CURRENT FUND | | |
| 225 HIGHER EDUCATION REGISTRATION FEES | 9,165.50- | .00 |
| 304 HIGHER EDUCATION STUDENT FEES | 160.00- | .00 |
| FUND TOTAL | 9,325.50- | .00 |
| 751 EAST TEXAS STATE UNIV | | |
| 257 EAST TEXAS STATE UNIV CURRENT FUND | | |
| 225 HIGHER EDUCATION REGISTRATION FEES | 981,623.00- | 12,174.35- |
| 304 HIGHER EDUCATION STUDENT FEES | 233,561.47- | 1,188.15- |
| FUND TOTAL | 1,215,184.47- | 13,362.50- |
| 752 NORTH TEXAS STATE UNIVERSITY | | |
| 258 NORTH TEXAS STATE UNIV CURRENT FUND | | |
| 225 HIGHER EDUCATION REGISTRATION FEES | 2,586,639.73- | 10,679.37- |
| 304 HIGHER EDUCATION STUDENT FEES | 273,020.65- | 1,954.92- |
| 310 OTHER FILING OFFICE AND SERVICE FEES | 147,487.78- | .00 |
| FUND TOTAL | 3,007,148.16- | 12,634.29- |
| 753 SAM HOUSTON STATE UNIV | | |
| 259 SAM HOUSTON UNIV CURRENT FUND | | |
| 225 HIGHER EDUCATION REGISTRATION FEES | 1,219,774.14- | 1,553.40- |
| 304 HIGHER EDUCATION STUDENT FEES | 47,981.03- | .00 |
| 310 OTHER FILING OFFICE AND SERVICE FEES | 4,220.50- | .00 |
| FUND TOTAL | 1,271,975.67- | 1,553.40- |
| 754 SOUTHWEST TEXAS STATE UNIV | | |
| 260 SOUTHWEST TEXAS UNIV CURRENT FUND | | |
| 225 HIGHER EDUCATION REGISTRATION FEES | 1,127,926.80- | 14,217.33- |
| 304 HIGHER EDUCATION STUDENT FEES | 194,749.87- | 4,272.33- |
| FUND TOTAL | 1,322,676.67- | 18,489.66- |
| 755 S F AUSTIN STATE UNIV | | |
| 261 STEPHEN F AUSTIN UNIV CURRENT FUND | | |
| 225 HIGHER EDUCATION REGISTRATION FEES | 1,144,837.37- | .00 |
| 304 HIGHER EDUCATION STUDENT FEES | 13,338.37- | .00 |
| 310 OTHER FILING OFFICE AND SERVICE FEES | 33,838.45- | .00 |
| FUND TOTAL | 1,192,014.19- | .00 |
| 756 SUL ROSS STATE UNIV | | |
| 262 SUL ROSS UNIV CURRENT FUND | | |
| 225 HIGHER EDUCATION REGISTRATION FEES | 304,034.07- | 2,199.30- |
| 304 HIGHER EDUCATION STUDENT FEES | 63,524.77- | 994.30- |
| 310 OTHER FILING OFFICE AND SERVICE FEES | 3,789.92- | 181.30- |
| FUND TOTAL | 371,348.76- | 3,374.90- |
| 757 WEST TEXAS STATE UNIVERSITY | | |
| 263 WEST TEXAS STATE UNIV CURRENT FUND | | |
| 225 HIGHER EDUCATION REGISTRATION FEES | 581,533.95- | 5,877.65- |

| | GROSS RECEIPTS YEAR TO DATE | REFUND RECEIPTS YEAR TO DATE |
|---|-----------------------------------|------------------------------------|
| 24 OTHER LICENSES & FEES | | |
| 304 HIGHER EDUCATION STUDENT FEES | 165,939.60- | 416.20- |
| FUND TOTAL | 747,473.55- | 6,293.85- |
| 802 PARKS AND WILD LIFE DEPARTMENT | | |
| 059 SPECIAL BOAT FUND | | |
| 226 OTHER LICENSES PERMITS & REG FEES | 189,633.00- | 10.50- |
| 063 LAND & WATER RECREATION & SAFETY FUND | | |
| 226 OTHER LICENSES PERMITS & REG FEES | 625.00- | .00 |
| 409 PARK DEVELOPMENT BONDS INT SINKING FUND | | |
| 226 OTHER LICENSES PERMITS & REG FEES | 610,000.00- | .00 |
| DEPT TOTAL | 800,258.00- | 10.50- |
| 808 HISTORICAL SURVEY COMMITTEE | | |
| 001 GENERAL REVENUE FUND | | |
| 310 OTHER FILING OFFICE AND SERVICE FEES | 2,691.06- | .00 |
| 902 MISCELLANEOUS | | |
| 001 GENERAL REVENUE FUND | | |
| 226 OTHER LICENSES PERMITS & REG FEES | 1,850.00- | .00 |
| SOURCE TOTAL | 82,224,531.68- | 462,177.18- |
| 25 GAME & FISH-LICENSES & FEES | | |
| 802 PARKS AND WILD LIFE DEPARTMENT | | |
| 009 SPECIAL GAME & FISH FUND | | |
| 218 GAME AND FISH LICENSE FEES | 6,355,472.45- | 174.00- |
| SOURCE TOTAL | 6,355,472.45- | 174.00- |
| 26 MOTOR VEHICLES, LICENSES, REG. & FEES | | |
| 601 HIGHWAY DEPARTMENT | | |
| 001 GENERAL REVENUE FUND | | |
| 205 PERSONALIZED LICENSE PLATE FEES | 381,016.50- | .00 |
| 006 STATE HIGHWAY FUND | | |
| 204 MOTOR VEHICLE REGISTRATION FEES | 152,675,635.35- | .00 |
| 205 PERSONALIZED LICENSE PLATE FEES | 20,053.50- | .00 |
| 216 TRUCK AND AUTOMOBILE PERMIT FEES | 2,087,992.18- | .00 |
| FUND TOTAL | 154,783,681.03- | .00 |
| DEPT TOTAL | 155,164,697.53- | .00 |
| SOURCE TOTAL | 155,164,697.53- | .00 |
| 27 LAND SALES | | |
| 406 NATIONAL GUARD ARMORY BOARD | | |
| 001 GENERAL REVENUE FUND | | |
| 400 PRINCIPAL ON LAND SALES | 3,110.00- | .00 |
| 556 AGRICULTURAL EXPERIMENT STATION | | |
| 240 A & M EXPERIMENT STATION CURRENT FUND | | |
| 400 PRINCIPAL ON LAND SALES | 60,125.00- | .00 |
| 601 HIGHWAY DEPARTMENT | | |
| 006 STATE HIGHWAY FUND | | |
| 400 PRINCIPAL ON LAND SALES | 35,035.50- | .00 |
| 701 TEXAS EDUCATION AGENCY | | |
| 044 PERMANENT SCHOOL FUND | | |
| 400 PRINCIPAL ON LAND SALES | 157,110.81- | .00 |
| SOURCE TOTAL | 255,381.31- | .00 |

| | GROSS RECEIPTS YEAR TO DATE | REFUND RECEIPTS YEAR TO DATE |
|--|-----------------------------|------------------------------|
| 322 EMPLOYMENT COMMISSION | | |
| 165 UNEMPLOYMENT COMPENSATION ADMIN FUND | | |
| 402 OIL AND GAS ROYALTIES | 13.84- | .00 |
| 601 HIGHWAY DEPARTMENT | | |
| 006 STATE HIGHWAY FUND | | |
| 402 OIL AND GAS ROYALTIES | 265.84- | .00 |
| 694 YOUTH COUNCIL | | |
| 032 YOUTH COUNCIL MINERAL FUND | | |
| 402 OIL AND GAS ROYALTIES | 145.79- | .00 |
| 696 DEPARTMENT OF CORRECTIONS | | |
| 272 BOARD OF CORRECTIONS MINERAL FUND | | |
| 402 OIL AND GAS ROYALTIES | 213,582.70- | .00 |
| 701 TEXAS EDUCATION AGENCY | | |
| 044 PERMANENT SCHOOL FUND | | |
| 402 OIL AND GAS ROYALTIES | 29,222,952.82- | .00 |
| 403 OTHER ROYALTIES | 29,036.12- | .00 |
| FUND TOTAL | 29,251,988.94- | .00 |
| 710 A & M UNIV SYSTEM ADMINISTRATION | | |
| 095 A & M UNIV MINERAL INVESTMENT FUND | | |
| 402 OIL AND GAS ROYALTIES | 1,554.32- | .00 |
| 721 UNIVERSITY OF TEXAS AT AUSTIN | | |
| 045 PERMANENT UNIVERSITY FUND | | |
| 402 OIL AND GAS ROYALTIES | 18,388,045.30- | .00 |
| 403 OTHER ROYALTIES | 167,304.64- | .00 |
| FUND TOTAL | 18,555,349.94- | .00 |
| 732 A & I UNIVERSITY | | |
| 154 TEXAS A & I SPECIAL MINERAL FUND | | |
| 402 OIL AND GAS ROYALTIES | 9,065.56- | .00 |
| 735 MIDWESTERN UNIVERSITY | | |
| 412 MIDWESTERN UNIV SPECIAL MINERAL FUND | | |
| 402 OIL AND GAS ROYALTIES | 1,282.37- | .00 |
| 802 PARKS AND WILD LIFE DEPARTMENT | | |
| 009 SPECIAL GAME & FISH FUND | | |
| 402 OIL AND GAS ROYALTIES | 5,714.35- | .00 |
| 403 OTHER ROYALTIES | 1,450.60- | .00 |
| FUND TOTAL | 7,164.95- | .00 |
| 267 PARKS BOARD MINERAL FUND | | |
| 402 OIL AND GAS ROYALTIES | 7,033.84- | .00 |
| DEPT TOTAL | 14,198.79- | .00 |
| | SOURCE TOTAL | |
| | 48,047,448.09- | .00 |
| 29 SAND, SHELL & GRAVEL SALES | | |
| 701 TEXAS EDUCATION AGENCY | | |
| 044 PERMANENT SCHOOL FUND | | |
| 404 SAND SHELL AND GRAVEL SALES | 4,376.38- | .00 |
| 721 UNIVERSITY OF TEXAS AT AUSTIN | | |
| 011 AVAILABLE UNIVERSITY FUND | | |
| 404 SAND SHELL AND GRAVEL SALES | 25,009.43- | .00 |

| | GROSS RECEIPTS YEAR TO DATE | REFUND RECEIPTS YEAR TO DATE |
|---|-----------------------------------|------------------------------------|
| 29 SAND, SHELL & GRAVEL SALES | | |
| 802 PARKS AND WILD LIFE DEPARTMENT | | |
| 009 SPECIAL GAME & FISH FUND | | |
| 404 SAND SHELL AND GRAVEL SALES | | |
| | 1,350,776.43- | 104,376.04- |
| 30 REAL ESTATE, EQUIPMENT & COMMODITIES SALES | 1,380,162.24- | 104,376.04- |
| 101 SENATE | | |
| 001 GENERAL REVENUE FUND | | |
| 420 MACHINERY AND EQUIPMENT SALES | 1,935.90- | .00 |
| 102 HOUSE OF REPRESENTATIVES | | |
| 001 GENERAL REVENUE FUND | | |
| 420 MACHINERY AND EQUIPMENT SALES | 2,083.87- | .00 |
| 103 LEGISLATIVE COUNCIL | | |
| 001 GENERAL REVENUE FUND | | |
| 423 PUBLICATION AND ADVERTISING SALES | 217.00- | .00 |
| 105 LEGISLATIVE REFERENCE LIBRARY | | |
| 001 GENERAL REVENUE FUND | | |
| 420 MACHINERY AND EQUIPMENT SALES | 63.37- | .00 |
| 201 SUPREME COURT | | |
| 001 GENERAL REVENUE FUND | | |
| 420 MACHINERY AND EQUIPMENT SALES | 53.33- | .00 |
| 231 COURT OF CIVIL APPEALS-ELEVENTH DIST | | |
| 001 GENERAL REVENUE FUND | | |
| 420 MACHINERY AND EQUIPMENT SALES | 110.01- | .00 |
| 302 ATTORNEY GENERAL | | |
| 001 GENERAL REVENUE FUND | | |
| 420 MACHINERY AND EQUIPMENT SALES | 561.16- | .00 |
| 423 PUBLICATION AND ADVERTISING SALES | 7,157.32- | .00 |
| FUND TOTAL | 7,718.48- | .00 |
| 303 BOARD OF CONTROL | | |
| 001 GENERAL REVENUE FUND | | |
| 420 MACHINERY AND EQUIPMENT SALES | 3,567.14- | .00 |
| 423 PUBLICATION AND ADVERTISING SALES | 47,210.13- | .00 |
| 426 OTHER SALES | 6,430.62- | .00 |
| FUND TOTAL | 57,207.89- | .00 |
| 304 COMPTROLLER OF PUBLIC ACCOUNTS | | |
| 062 COMPTROLLERS OPERATING FUND | | |
| 420 MACHINERY AND EQUIPMENT SALES | 3,195.58- | .00 |
| 426 OTHER SALES | 1,365.84- | .00 |
| FUND TOTAL | 4,561.42- | .00 |
| 305 GENERAL LAND OFFICE | | |
| 001 GENERAL REVENUE FUND | | |
| 420 MACHINERY AND EQUIPMENT SALES | 1,092.66- | .00 |
| 423 PUBLICATION AND ADVERTISING SALES | 6,979.00- | .00 |
| 426 OTHER SALES | 1,287.55- | .00 |
| FUND TOTAL | 9,359.21- | .00 |
| 306 LIBRARY | | |
| 001 GENERAL REVENUE FUND | | |
| 420 MACHINERY AND EQUIPMENT SALES | 164.59- | .00 |

| | GROSS RECEIPTS YEAR TO DATE | REFUND RECEIPTS YEAR TO DATE |
|--|-----------------------------------|------------------------------------|
| 307 REAL ESTATE, EQUIPMENT & COMMODITIES SALES | | |
| 423 PUBLICATION AND ADVERTISING SALES | 45.60- | .00 |
| FUND TOTAL | 210.19- | .00 |
| 110 FEDERAL PUBLIC LIBRARY SERVICE FUND | | |
| 420 MACHINERY AND EQUIPMENT SALES | 76.63- | .00 |
| DEPT TOTAL | 286.82- | .00 |
| 307 SECRETARY OF STATE | | |
| 001 GENERAL REVENUE FUND | | |
| 420 MACHINERY AND EQUIPMENT SALES | 859.04- | .00 |
| 423 PUBLICATION AND ADVERTISING SALES | 909.67- | .00 |
| FUND TOTAL | 1,768.71- | .00 |
| 308 AUDITOR | | |
| 001 GENERAL REVENUE FUND | | |
| 423 PUBLICATION AND ADVERTISING SALES | 48.50- | .00 |
| 310 TREASURER | | |
| 001 GENERAL REVENUE FUND | | |
| 420 MACHINERY AND EQUIPMENT SALES | 25.00- | .00 |
| 426 OTHER SALES | 4,004.06- | .00 |
| FUND TOTAL | 4,029.06- | .00 |
| 312 SECURITIES BOARD | | |
| 001 GENERAL REVENUE FUND | | |
| 423 PUBLICATION AND ADVERTISING SALES | 1,805.58- | .00 |
| 318 COMMISSION FOR THE BLIND | | |
| 001 GENERAL REVENUE FUND | | |
| 420 MACHINERY AND EQUIPMENT SALES | 751.45- | .00 |
| 141 FEDERAL ADULT BLIND FUND | | |
| 420 MACHINERY AND EQUIPMENT SALES | 1,284.42- | .00 |
| DEPT TOTAL | 2,035.87- | .00 |
| 322 EMPLOYMENT COMMISSION | | |
| 026 UNEEMPLOYMENT COMPENSATION ADMIN FUND | | |
| 420 MACHINERY AND EQUIPMENT SALES | 13,381.36- | .00 |
| 426 OTHER SALES | 2,336.68- | .00 |
| FUND TOTAL | 15,718.04- | .00 |
| 165 UNEEMPLOYMENT COMPENSATION ADMIN FUND | | |
| 405 BUILDING SALES | 77,210.00- | .00 |
| DEPT TOTAL | 92,928.04- | .00 |
| 324 DEPARTMENT OF PUBLIC WELFARE | | |
| 039 COMMODITY DISTRIBUTION FUND | | |
| 420 MACHINERY AND EQUIPMENT SALES | 158.64- | .00 |
| 166 WELFARE ADMINISTRATION OPERATING FUND | | |
| 420 MACHINERY AND EQUIPMENT SALES | 4,489.60- | .00 |
| DEPT TOTAL | 4,648.24- | .00 |
| 329 REAL ESTATE COMMISSION | | |
| 114 REAL ESTATE LICENSE FUND | | |
| 423 PUBLICATION AND ADVERTISING SALES | 19,139.49- | .00 |
| 330 COMMISSION FOR REHABILITATION | | |
| 061 COMMISSION FOR RENABILITATION OPERATING FUND | | |
| 420 MACHINERY AND EQUIPMENT SALES | 44.91- | .00 |

| | GROSS RECEIPTS YEAR TO DATE | REFUND RECEIPTS YEAR TO DATE |
|--|-----------------------------------|------------------------------------|
| 30 REAL ESTATE, EQUIPMENT & COMMODITIES SALES | | |
| 401 ADJUTANT GENERAL | | |
| 001 GENERAL REVENUE FUND | | |
| 420 MACHINERY AND EQUIPMENT SALES | 680.44- | .00 |
| 423 PUBLICATION AND ADVERTISING SALES | 3.00- | .00 |
| FUND TOTAL | 683.44- | .00 |
| 403 VETERANS AFFAIRS COMMISSION | | |
| 001 GENERAL REVENUE FUND | | |
| 420 MACHINERY AND EQUIPMENT SALES | 480.34- | .00 |
| 405 DEPARTMENT OF PUBLIC SAFETY | | |
| 274 MOTOR VEHICLE INSPECTION FUND | | |
| 420 MACHINERY AND EQUIPMENT SALES | 318,926.57- | .00 |
| 423 PUBLICATION AND ADVERTISING SALES | 22,878.66- | .00 |
| 426 OTHER SALES | 204.39- | .00 |
| FUND TOTAL | 342,009.62- | .00 |
| 406 NATIONAL GUARD ARMORY BOARD | | |
| 001 GENERAL REVENUE FUND | | |
| 405 BUILDING SALES | 2,616.92- | .00 |
| 452 BUREAU OF LABOR STATISTICS | | |
| 001 GENERAL REVENUE FUND | | |
| 420 MACHINERY AND EQUIPMENT SALES | 34.32- | .00 |
| 423 PUBLICATION AND ADVERTISING SALES | 3,022.12- | .00 |
| 426 OTHER SALES | 235.66- | .00 |
| FUND TOTAL | 3,292.10- | .00 |
| 454 BOARD OF INSURANCE | | |
| 036 INSURANCE COMMISSION OPERATING FUND | | |
| 420 MACHINERY AND EQUIPMENT SALES | 2,332.44- | .00 |
| 423 PUBLICATION AND ADVERTISING SALES | 54,866.86- | .00 |
| 426 OTHER SALES | 881.85- | .00 |
| FUND TOTAL | 58,081.15- | .00 |
| 455 RAILROAD COMMISSION | | |
| 155 RAILROAD COMMISSION OPERATING FUND | | |
| 420 MACHINERY AND EQUIPMENT SALES | 568.94- | .00 |
| 423 PUBLICATION AND ADVERTISING SALES | 20,805.71- | .00 |
| FUND TOTAL | 21,374.65- | .00 |
| 461 AERONAUTIC COMMISSION | | |
| 150 AIRCRAFT FUEL TAX FUND | | |
| 420 MACHINERY AND EQUIPMENT SALES | 400.90- | .00 |
| 463 BOARD OF REGISTRATION FOR PUBLIC SURVEYORS | | |
| 075 REGISTERED PUBLIC SURVEYORS FUND | | |
| 420 MACHINERY AND EQUIPMENT SALES | 58.06- | .00 |
| 465 INDUSTRIAL COMMISSION | | |
| 001 GENERAL REVENUE FUND | | |
| 420 MACHINERY AND EQUIPMENT SALES | 139.33- | .00 |
| 423 PUBLICATION AND ADVERTISING SALES | 4,915.75- | .00 |
| FUND TOTAL | 5,055.08- | .00 |
| 501 DEPARTMENT OF HEALTH | | |
| 001 GENERAL REVENUE FUND | | |
| 420 MACHINERY AND EQUIPMENT SALES | 1,799.19- | .00 |

| | GROSS RECEIPTS YEAR TO DATE | REFUND RECEIPTS YEAR TO DATE |
|---|--------------------------------|---------------------------------|
| 30 REAL ESTATE, EQUIPMENT & COMMODITIES SALES | | |
| 426 OTHER SALES | 35.76- | .00 |
| FUND TOTAL | 1,834.95- | .00 |
| 019 VITAL STATISTICS FUND | | |
| 420 MACHINERY AND EQUIPMENT SALES | 320.74- | .00 |
| 273 FEDERAL HEALTH FUND | | |
| 420 MACHINERY AND EQUIPMENT SALES | 3,354.41- | .00 |
| 426 OTHER SALES | 51.54- | .00 |
| FUND TOTAL | 3,405.95- | .00 |
| DEPT TOTAL | 5,561.64- | .00 |
| 502 BOARD OF BARBER EXAMINERS | | |
| 040 BARBER EXAMINERS FUND | | |
| 420 MACHINERY AND EQUIPMENT SALES | 110.88- | .00 |
| 505 COSMETOLOGY COMMISSION | | |
| 088 BOARD OF COSMETOLOGISTS FUND | | |
| 420 MACHINERY AND EQUIPMENT SALES | 77.97- | .00 |
| 423 PUBLICATION AND ADVERTISING SALES | 1,102.40- | .00 |
| FUND TOTAL | 1,180.37- | .00 |
| 508 BOARD OF CHIROPRACTIC EXAMINERS | | |
| 140 CHIROPRACTIC EXAMINERS FUND | | |
| 420 MACHINERY AND EQUIPMENT SALES | 276.08- | .00 |
| 511 BOARD OF VOCATIONAL NURSE EXAMINERS | | |
| 266 VOCATIONAL NURSE EXAMINERS FUND | | |
| 423 PUBLICATION AND ADVERTISING SALES | 1,774.44- | .00 |
| 514 OPTOMETRY BOARD | | |
| 034 OPTOMETRY FUND | | |
| 420 MACHINERY AND EQUIPMENT SALES | 30.22- | .00 |
| 517 COMMISSION ON ALCOHOLISM | | |
| 001 GENERAL REVENUE FUND | | |
| 423 PUBLICATION AND ADVERTISING SALES | 6,586.45- | .00 |
| 518 WATER QUALITY BOARD | | |
| 001 GENERAL REVENUE FUND | | |
| 420 MACHINERY AND EQUIPMENT SALES | 326.21- | .00 |
| 423 PUBLICATION AND ADVERTISING SALES | 373.50- | .00 |
| FUND TOTAL | 699.71- | .00 |
| 153 WATER QUALITY FUND | | |
| 423 PUBLICATION AND ADVERTISING SALES | 71.50- | .00 |
| DEPT TOTAL | 771.21- | .00 |
| 551 DEPARTMENT OF AGRICULTURE | | |
| 023 DEPARTMENT OF AGRICULTURE FUND | | |
| 420 MACHINERY AND EQUIPMENT SALES | 4,298.30- | .00 |
| 426 OTHER SALES | 101.93- | .00 |
| FUND TOTAL | 4,400.23- | .00 |
| 552 WATER RIGHTS COMMISSION | | |
| 001 GENERAL REVENUE FUND | | |
| 420 MACHINERY AND EQUIPMENT SALES | 320.24- | .00 |
| 423 PUBLICATION AND ADVERTISING SALES | 1,335.23- | .00 |
| 426 OTHER SALES | 5,533.24- | .00 |

| | GROSS RECEIPTS YEAR TO DATE | REFUND RECEIPTS YEAR TO DATE |
|---|--------------------------------|---------------------------------|
| 30 REAL ESTATE, EQUIPMENT & COMMODITIES SALES | | |
| FUND TOTAL | 7,188.71- | .00 |
| 578 BOARD OF VETERINARY EXAMINERS | | |
| 035 VETERINARY FUND | | |
| 420 MACHINERY AND EQUIPMENT SALES | 45.00- | .00 |
| 423 PUBLICATION AND ADVERTISING SALES | 20.00- | .00 |
| FUND TOTAL | 65.00- | .00 |
| 580 WATER DEVELOPMENT BOARD | | |
| 001 GENERAL REVENUE FUND | | |
| 420 MACHINERY AND EQUIPMENT SALES | 5,561.64- | .00 |
| 423 PUBLICATION AND ADVERTISING SALES | 581.59- | .00 |
| FUND TOTAL | 6,143.23- | .00 |
| 601 HIGHWAY DEPARTMENT | | |
| 001 GENERAL REVENUE FUND | | |
| 423 PUBLICATION AND ADVERTISING SALES | 3,707.19- | .00 |
| 006 STATE HIGHWAY FUND | | |
| 405 BUILDING SALES | 219,851.64- | .00 |
| 420 MACHINERY AND EQUIPMENT SALES | 87,678.09- | .00 |
| 423 PUBLICATION AND ADVERTISING SALES | 42,191.01- | .00 |
| 424 OPERATING SUPPLIES SALES | 2,444.67- | .00 |
| 426 OTHER SALES | 43,339.99- | .00 |
| FUND TOTAL | 395,505.40- | .00 |
| DEPT TOTAL | 399,212.59- | .00 |
| 651 CORSICANA STATE HOME | | |
| 001 GENERAL REVENUE FUND | | |
| 420 MACHINERY AND EQUIPMENT SALES | 392.83- | .00 |
| 425 DORMITORY CAFETERIA & MERCHANDISE SALES | 21,652.29- | .00 |
| FUND TOTAL | 22,045.12- | .00 |
| 652 WACO STATE HOME | | |
| 001 GENERAL REVENUE FUND | | |
| 420 MACHINERY AND EQUIPMENT SALES | 504.41- | .00 |
| 425 DORMITORY CAFETERIA & MERCHANDISE SALES | 20,371.39- | .00 |
| 426 OTHER SALES | 276.90- | .00 |
| FUND TOTAL | 21,152.70- | .00 |
| 654 BROWNWOOD STATE SCHOOL FOR GIRLS | | |
| 001 GENERAL REVENUE FUND | | |
| 425 DORMITORY CAFETERIA & MERCHANDISE SALES | 8,467.10- | .00 |
| 655 MENTAL HEALTH & MENTAL RETARDATION | | |
| 001 GENERAL REVENUE FUND | | |
| 405 BUILDING SALES | 372.00- | .00 |
| 420 MACHINERY AND EQUIPMENT SALES | 2,016.70- | .00 |
| 421 FARM DAIRY AND GARDEN PRODUCTS SALES | 1,259.49- | .00 |
| 426 OTHER SALES | 4,444.96- | .00 |
| FUND TOTAL | 8,093.15- | .00 |
| 656 VERNON GERIATRIC CENTER | | |
| 001 GENERAL REVENUE FUND | | |
| 420 MACHINERY AND EQUIPMENT SALES | 24.68- | .00 |
| 425 DORMITORY CAFETERIA & MERCHANDISE SALES | 61,609.94- | .00 |

| | GROSS RECEIPTS YEAR TO DATE | REFUND RECEIPTS YEAR TO DATE |
|---|-----------------------------------|------------------------------------|
| 30 REAL ESTATE, EQUIPMENT & COMMODITIES SALES | | |
| 426 OTHER SALES | 2,302.21- | .00 |
| FUND TOTAL | 63,936.83- | .00 |
| 657 AMARILLO CTR FOR HUMAN DEVELOPMENT | | |
| 001 GENERAL REVENUE FUND | | |
| 425 DORMITORY CAFETERIA & MERCHANDISE SALES | 175.31- | .00 |
| 658 BEAUMONT CTR FOR HUMAN DEVELOPMENT | | |
| 001 GENERAL REVENUE FUND | | |
| 425 DORMITORY CAFETERIA & MERCHANDISE SALES | 75.21- | .00 |
| 660 DENTON STATE SCHOOL | | |
| 001 GENERAL REVENUE FUND | | |
| 420 MACHINERY AND EQUIPMENT SALES | 520.21- | 42.41- |
| 425 DORMITORY CAFETERIA & MERCHANDISE SALES | 9,992.09- | .00 |
| 426 OTHER SALES | 52,398.98- | .00 |
| FUND TOTAL | 62,911.28- | 42.41- |
| 666 EAST TEXAS STATE CHEST HOSPITAL | | |
| 001 GENERAL REVENUE FUND | | |
| 420 MACHINERY AND EQUIPMENT SALES | 833.86- | 37.69- |
| 425 DORMITORY CAFETERIA & MERCHANDISE SALES | 8,718.27- | .00 |
| 426 OTHER SALES | 6,738.38- | .00 |
| FUND TOTAL | 16,290.51- | 37.69- |
| 668 RICHMOND STATE SCHOOL | | |
| 001 GENERAL REVENUE FUND | | |
| 425 DORMITORY CAFETERIA & MERCHANDISE SALES | 22,094.35- | .00 |
| 426 OTHER SALES | 237.39- | 14.15- |
| FUND TOTAL | 22,331.74- | 14.15- |
| 669 LUFKIN STATE SCHOOL | | |
| 001 GENERAL REVENUE FUND | | |
| 420 MACHINERY AND EQUIPMENT SALES | 333.51- | .00 |
| 425 DORMITORY CAFETERIA & MERCHANDISE SALES | 68,347.28- | 8.63- |
| 426 OTHER SALES | 29.53- | .00 |
| FUND TOTAL | 68,710.32- | 8.63- |
| 670 CORPUS CHRISTI STATE SCHOOL | | |
| 001 GENERAL REVENUE FUND | | |
| 425 DORMITORY CAFETERIA & MERCHANDISE SALES | 6,017.34- | .00 |
| 426 OTHER SALES | 256.55- | .00 |
| FUND TOTAL | 6,273.89- | .00 |
| 671 SAN ANGELO CENTER MHMR | | |
| 001 GENERAL REVENUE FUND | | |
| 420 MACHINERY AND EQUIPMENT SALES | 2,658.35- | .00 |
| 425 DORMITORY CAFETERIA & MERCHANDISE SALES | 6,351.71- | .00 |
| 426 OTHER SALES | 4,778.96- | .00 |
| FUND TOTAL | 13,789.02- | .00 |
| 672 MEXIA STATE SCHOOL | | |
| 001 GENERAL REVENUE FUND | | |
| 405 BUILDING SALES | 1.00- | .00 |
| 420 MACHINERY AND EQUIPMENT SALES | 2,545.93- | 14.15- |
| 425 DORMITORY CAFETERIA & MERCHANDISE SALES | 114,214.74- | 35.63- |

| | GROSS RECEIPTS YEAR TO DATE | REFUND RECEIPTS YEAR TO DATE |
|---|-----------------------------------|------------------------------------|
| 30 REAL ESTATE, EQUIPMENT & COMMODITIES SALES | | |
| 426 OTHER SALES | 483.15- | .00 |
| FUND TOTAL | 117,244.82- | 49.78- |
| 673 SAN ANTONIO STATE CHEST HOSPITAL | | |
| 001 GENERAL REVENUE FUND | | |
| 425 DORMITORY CAFETERIA & MERCHANDISE SALES | 9,387.61- | .00 |
| 426 OTHER SALES | 20,494.02- | .00 |
| FUND TOTAL | 29,881.63- | .00 |
| 674 KERRVILLE STATE HOSPITAL | | |
| 001 GENERAL REVENUE FUND | | |
| 420 MACHINERY AND EQUIPMENT SALES | 363.29- | .00 |
| 425 DORMITORY CAFETERIA & MERCHANDISE SALES | 114,836.14- | .00 |
| 426 OTHER SALES | 4,069.88- | .00 |
| FUND TOTAL | 119,269.31- | .00 |
| 675 TRAVIS STATE SCHOOL | | |
| 001 GENERAL REVENUE FUND | | |
| 420 MACHINERY AND EQUIPMENT SALES | 431.17- | 4.71- |
| 425 DORMITORY CAFETERIA & MERCHANDISE SALES | 102,554.42- | .00 |
| 426 OTHER SALES | 46,806.92- | .00 |
| FUND TOTAL | 149,792.51- | 4.71- |
| 676 ABILENE STATE SCHOOL | | |
| 001 GENERAL REVENUE FUND | | |
| 420 MACHINERY AND EQUIPMENT SALES | 101.73- | .00 |
| 425 DORMITORY CAFETERIA & MERCHANDISE SALES | 70,362.29- | .00 |
| 426 OTHER SALES | 133.15- | .00 |
| FUND TOTAL | 70,597.17- | .00 |
| 677 AUSTIN STATE HOSPITAL | | |
| 001 GENERAL REVENUE FUND | | |
| 420 MACHINERY AND EQUIPMENT SALES | 3,836.85- | 32.98- |
| 425 DORMITORY CAFETERIA & MERCHANDISE SALES | 146,606.47- | .00 |
| 426 OTHER SALES | 1,447.70- | .00 |
| FUND TOTAL | 151,891.02- | 32.98- |
| 678 AUSTIN STATE SCHOOL | | |
| 001 GENERAL REVENUE FUND | | |
| 405 BUILDING SALES | 310.00- | .00 |
| 420 MACHINERY AND EQUIPMENT SALES | 6.51- | 4.71- |
| 425 DORMITORY CAFETERIA & MERCHANDISE SALES | 90,994.10- | 37.70- |
| 426 OTHER SALES | 2,991.35- | 12.07- |
| FUND TOTAL | 94,301.96- | 54.48- |
| 679 RUSK STATE HOSPITAL | | |
| 001 GENERAL REVENUE FUND | | |
| 420 MACHINERY AND EQUIPMENT SALES | 5,559.49- | 70.68- |
| 425 DORMITORY CAFETERIA & MERCHANDISE SALES | 198,658.11- | .00 |
| 426 OTHER SALES | 20,788.39- | .00 |
| FUND TOTAL | 225,005.99- | 70.68- |
| 681 SAN ANTONIO STATE HOSPITAL | | |
| 001 GENERAL REVENUE FUND | | |
| 425 DORMITORY CAFETERIA & MERCHANDISE SALES | 141,236.72- | .00 |

| | GROSS RECEIPTS YEAR TO DATE | REFUND RECEIPTS YEAR TO DATE |
|--|-----------------------------------|------------------------------------|
| 680 REAL ESTATE, EQUIPMENT & COMMODITIES SALES | | |
| 426 OTHER SALES | 52,863.40- | .00 |
| FUND TOTAL | 194,100.12- | .00 |
| 682 TERRELL STATE HOSPITAL | | |
| 001 GENERAL REVENUE FUND | | |
| 420 MACHINERY AND EQUIPMENT SALES | 621.82- | 122.51- |
| 425 DORMITORY CAFETERIA & MERCHANDISE SALES | 140,994.83- | .00 |
| 426 OTHER SALES | 2,640.06- | .00 |
| FUND TOTAL | 144,256.71- | 122.51- |
| 683 MICHITA FALLS STATE HOSPITAL | | |
| 001 GENERAL REVENUE FUND | | |
| 420 MACHINERY AND EQUIPMENT SALES | 581.33- | 23.56- |
| 425 DORMITORY CAFETERIA & MERCHANDISE SALES | 167,559.43- | .00 |
| 426 OTHER SALES | 11,719.68- | .00 |
| FUND TOTAL | 179,860.44- | 23.56- |
| 684 HARLINGEN STATE CHEST SANATORIUM | | |
| 001 GENERAL REVENUE FUND | | |
| 420 MACHINERY AND EQUIPMENT SALES | 117.31- | 84.82- |
| 425 DORMITORY CAFETERIA & MERCHANDISE SALES | 11,726.90- | .00 |
| 426 OTHER SALES | 2.50- | .00 |
| FUND TOTAL | 11,846.71- | 84.82- |
| 685 RESEARCH INSTITUTE OF MENTAL SCIENCES | | |
| 001 GENERAL REVENUE FUND | | |
| 420 MACHINERY AND EQUIPMENT SALES | 174.19- | 18.84- |
| 686 BIG SPRING STATE HOSPITAL | | |
| 001 GENERAL REVENUE FUND | | |
| 420 MACHINERY AND EQUIPMENT SALES | 91.24- | .00 |
| 425 DORMITORY CAFETERIA & MERCHANDISE SALES | 106,593.15- | .00 |
| 426 OTHER SALES | 798.63- | .00 |
| FUND TOTAL | 107,483.02- | .00 |
| 687 LUBBOCK STATE SCHOOL | | |
| 001 GENERAL REVENUE FUND | | |
| 425 DORMITORY CAFETERIA & MERCHANDISE SALES | 793.46- | .00 |
| 426 OTHER SALES | 8,758.14- | .00 |
| FUND TOTAL | 9,551.60- | .00 |
| 690 WEST TEXAS CHILDRENS HOME | | |
| 001 GENERAL REVENUE FUND | | |
| 425 DORMITORY CAFETERIA & MERCHANDISE SALES | 25,447.10- | .00 |
| 691 GATESVILLE STATE SCHOOL FOR BOYS | | |
| 001 GENERAL REVENUE FUND | | |
| 420 MACHINERY AND EQUIPMENT SALES | 800.15- | .00 |
| 425 DORMITORY CAFETERIA & MERCHANDISE SALES | 63,459.60- | .00 |
| 426 OTHER SALES | 624.26- | .00 |
| FUND TOTAL | 64,884.01- | .00 |
| 692 GAINESVILLE STATE SCHOOL FOR GIRLS | | |
| 001 GENERAL REVENUE FUND | | |
| 422 PROCESSED PRODUCTS SALES | 311.93- | .00 |
| 424 OPERATING SUPPLIES SALES | 944.50- | .00 |

| | GROSS RECEIPTS YEAR TO DATE | REFUND RECEIPTS YEAR TO DATE |
|---|-----------------------------------|------------------------------------|
| 30 REAL ESTATE, EQUIPMENT & COMMODITIES SALES | | |
| 425 DORMITORY CAFETERIA & MERCHANDISE SALES | 18,154.56- | .00 |
| FUND TOTAL | 19,410.99- | .00 |
| 693 CROCKETT STATE SCHOOL FOR GIRLS | | |
| 001 GENERAL REVENUE FUND | | |
| 425 DORMITORY CAFETERIA & MERCHANDISE SALES | 20,750.40- | .00 |
| 426 OTHER SALES | 35.76- | .00 |
| FUND TOTAL | 20,786.16- | .00 |
| 695 MOUNT VIEW SCHOOL FOR BOYS | | |
| 001 GENERAL REVENUE FUND | | |
| 425 DORMITORY CAFETERIA & MERCHANDISE SALES | 31,463.01- | .00 |
| 426 OTHER SALES | 491.78- | .00 |
| FUND TOTAL | 31,954.79- | .00 |
| 696 DEPARTMENT OF CORRECTIONS | | |
| 001 GENERAL REVENUE FUND | | |
| 420 MACHINERY AND EQUIPMENT SALES | 33,822.26- | .00 |
| 421 FARM DAIRY AND GARDEN PRODUCTS SALES | 269,055.32- | .00 |
| 422 PROCESSED PRODUCTS SALES | 676.86- | .00 |
| 425 DORMITORY CAFETERIA & MERCHANDISE SALES | 70,525.20- | .00 |
| 426 OTHER SALES | 45,900.02- | .00 |
| FUND TOTAL | 419,979.66- | .00 |
| 156 INDUSTRIAL REVOLVING FUND | | |
| 420 MACHINERY AND EQUIPMENT SALES | 700.00- | .00 |
| 422 PROCESSED PRODUCTS SALES | 1,308,788.92- | .00 |
| 426 OTHER SALES | 7,434.92- | .00 |
| FUND TOTAL | 1,316,923.84- | .00 |
| DEPT TOTAL | 1,736,903.50- | .00 |
| 697 BOARD OF PARDONS & PAROLES | | |
| 001 GENERAL REVENUE FUND | | |
| 420 MACHINERY AND EQUIPMENT SALES | 388.24- | .00 |
| 701 TEXAS EDUCATION AGENCY | | |
| 001 GENERAL REVENUE FUND | | |
| 420 MACHINERY AND EQUIPMENT SALES | 430.69- | .00 |
| 423 PUBLICATION AND ADVERTISING SALES | 119.00- | .00 |
| 425 DORMITORY CAFETERIA & MERCHANDISE SALES | 49,847.63- | .00 |
| 426 OTHER SALES | 1,512.80- | .00 |
| FUND TOTAL | 51,910.12- | .00 |
| 003 TEXTBOOK FUND | | |
| 423 PUBLICATION AND ADVERTISING SALES | 906,497.97- | .00 |
| 112 EDUCATION AGENCY OPERATING FUND | | |
| 420 MACHINERY AND EQUIPMENT SALES | 888.24- | .00 |
| 423 PUBLICATION AND ADVERTISING SALES | 10,823.03- | .00 |
| 426 OTHER SALES | 5,178.74- | .00 |
| FUND TOTAL | 16,890.01- | .00 |
| DEPT TOTAL | 975,298.10- | .00 |
| 711 A & M UNIVERSITY MAIN UNIVERSITY | | |
| 242 A & M UNIV CURRENT FUND | | |
| 426 OTHER SALES | 46,349.79- | .00 |

| | GROSS RECEIPTS YEAR TO DATE | REFUND RECEIPTS YEAR TO DATE |
|---|-----------------------------------|------------------------------------|
| 30 REAL ESTATE, EQUIPMENT & COMMODITIES SALES | | |
| 713 TARLETON COLLEGE | | |
| 243 TARLETON COLLEGE CURRENT FUND | | |
| 421 FARM DAIRY AND GARDEN PRODUCTS SALES | 76,335.19- | .00 |
| 422 PROCESSED PRODUCTS SALES | 2,333.24- | .00 |
| 426 OTHER SALES | 40,208.36- | .00 |
| FUND TOTAL | 118,876.79- | .00 |
| 715 PRAIRIE VIEW A & M COLLEGE | | |
| 245 PRAIRIE VIEW A & M COLLEGE CURRENT FUND | | |
| 422 PROCESSED PRODUCTS SALES | 13,940.63- | .00 |
| 721 UNIVERSITY OF TEXAS AT AUSTIN | | |
| 240 UNIV OF TEXAS AT AUSTIN CURRENT FUND | | |
| 423 PUBLICATION AND ADVERTISING SALES | 554,455.93- | 181.61- |
| 425 DORMITORY CAFETERIA & MERCHANDISE SALES | 75,202.88- | .00 |
| 426 OTHER SALES | 56,969.53- | 21.80- |
| FUND TOTAL | 686,628.34- | 203.41- |
| 730 UNIVERSITY OF HOUSTON | | |
| 225 UNIVERSITY OF HOUSTON CURRENT FUND | | |
| 423 DORMITORY CAFETERIA & MERCHANDISE SALES | 216,080.69- | .00 |
| 426 OTHER SALES | 344,371.12- | .00 |
| FUND TOTAL | 560,451.81- | .00 |
| 732 A & I UNIVERSITY | | |
| 254 A & I UNIV CURRENT FUND | | |
| 421 FARM DAIRY AND GARDEN PRODUCTS SALES | 37,654.24- | .00 |
| 426 OTHER SALES | 68,669.24- | .00 |
| FUND TOTAL | 106,323.48- | .00 |
| 733 TEXAS TECHNOLOGICAL UNIV | | |
| 253 TEXAS TECHNOLOGICAL UNIV CURRENT FUND | | |
| 420 MACHINERY AND EQUIPMENT SALES | 1,332.00- | .00 |
| 421 FARM DAIRY AND GARDEN PRODUCTS SALES | 677,710.17- | .00 |
| 422 PROCESSED PRODUCTS SALES | 1,116.98- | .00 |
| 424 OPERATING SUPPLIES SALES | 304.61- | .00 |
| 426 OTHER SALES | 12,204.26- | .00 |
| FUND TOTAL | 692,668.02- | .00 |
| 735 MIDWESTERN UNIVERSITY | | |
| 264 MIDWESTERN UNIVERSITY CURRENT FUND | | |
| 426 OTHER SALES | 27,433.28- | .00 |
| 737 ANGELO STATE UNIV | | |
| 227 ANGELO STATE UNIV CURRENT FUND | | |
| 422 PROCESSED PRODUCTS SALES | 23,479.29- | .00 |
| 751 EAST TEXAS STATE UNIV | | |
| 257 EAST TEXAS STATE UNIV CURRENT FUND | | |
| 421 FARM DAIRY AND GARDEN PRODUCTS SALES | 58,742.88- | .00 |
| 425 DORMITORY CAFETERIA & MERCHANDISE SALES | 4,178.41- | .00 |
| 426 OTHER SALES | 94,346.52- | 1.00- |
| FUND TOTAL | 157,267.81- | 1.00- |
| 752 NORTH TEXAS STATE UNIVERSITY | | |
| 258 NORTH TEXAS STATE UNIV CURRENT FUND | | |
| 420 MACHINERY AND EQUIPMENT SALES | 14,004.05- | .00 |

| | GROSS RECEIPTS YEAR TO DATE | REFUND RECEIPTS YEAR TO DATE |
|---|-----------------------------------|------------------------------------|
| 30 REAL ESTATE, EQUIPMENT & COMMODITIES SALES | | |
| 422 PROCESSED PRODUCTS SALES | 17,241.77- | .00 |
| 425 DORMITORY CAFETERIA & MERCHANDISE SALES | 4,056.01- | .00 |
| 426 OTHER SALES | 947.78- | .00 |
| FUND TOTAL | 36,249.61- | .00 |
| 753 SAM HOUSTON STATE UNIV | | |
| 259 SAM HOUSTON UNIV CURRENT FUND | | |
| 421 FARM DAIRY AND GARDEN PRODUCTS SALES | 39,053.57- | .00 |
| 426 OTHER SALES | 13,888.76- | .00 |
| FUND TOTAL | 52,942.33- | .00 |
| 754 SOUTHWEST TEXAS STATE UNIV | | |
| 260 SOUTHWEST TEXAS UNIV CURRENT FUND | | |
| 421 FARM DAIRY AND GARDEN PRODUCTS SALES | 52,625.33- | .00 |
| 422 PROCESSED PRODUCTS SALES | 60,236.93- | .00 |
| 424 OPERATING SUPPLIES SALES | 62,230.85- | .00 |
| 426 OTHER SALES | 6,036.43- | .00 |
| FUND TOTAL | 181,129.54- | .00 |
| 755 S F AUSTIN STATE UNIV | | |
| 261 STEPHEN F AUSTIN UNIV CURRENT FUND | | |
| 421 FARM DAIRY AND GARDEN PRODUCTS SALES | 55,723.85- | .00 |
| 426 OTHER SALES | 1,758.83- | .00 |
| FUND TOTAL | 57,482.68- | .00 |
| 756 SUL ROSS STATE UNIV | | |
| 262 SUL ROSS UNIV CURRENT FUND | | |
| 426 OTHER SALES | 69,332.80- | .00 |
| 757 WEST TEXAS STATE UNIVERSITY | | |
| 263 WEST TEXAS STATE UNIV CURRENT FUND | | |
| 421 FARM DAIRY AND GARDEN PRODUCTS SALES | 156,976.21- | .00 |
| 426 OTHER SALES | 532,518.14- | .00 |
| FUND TOTAL | 689,494.35- | .00 |
| 781 COORDINATING BOARD COLLEGE & UNIV SYSTEM | | |
| 001 GENERAL REVENUE FUND | | |
| 423 PUBLICATION AND ADVERTISING SALES | 2,340.00- | .00 |
| 802 PARKS AND WILD LIFE DEPARTMENT | | |
| 001 GENERAL REVENUE FUND | | |
| 420 MACHINERY AND EQUIPMENT SALES | 851.62- | .00 |
| 009 SPECIAL GAME & FISH FUND | | |
| 420 MACHINERY AND EQUIPMENT SALES | 47,386.45- | .00 |
| 423 PUBLICATION AND ADVERTISING SALES | 194,581.40- | .00 |
| 426 OTHER SALES | 548.01- | .00 |
| FUND TOTAL | 242,515.86- | .00 |
| 059 SPECIAL BOAT FUND | | |
| 423 PUBLICATION AND ADVERTISING SALES | 6,229.78- | .00 |
| 063 LAND & WATER RECREATION & SAFETY FUND | | |
| 420 MACHINERY AND EQUIPMENT SALES | 24,777.63- | .00 |
| 064 STATE PARKS FUND | | |
| 420 MACHINERY AND EQUIPMENT SALES | 4,434.08- | .00 |
| 423 PUBLICATION AND ADVERTISING SALES | 3.30- | .00 |

| | GROSS RECEIPTS YEAR TO DATE | REFUND RECEIPTS YEAR TO DATE |
|---|-----------------------------------|------------------------------------|
| 30 REAL ESTATE, EQUIPMENT & COMMODITIES SALES | | |
| 425 DORMITORY CAFETERIA & MERCHANDISE SALES | 927,717.13- | .00 |
| 426 OTHER SALES | 9.88- | .00 |
| FUND TOTAL | 932,164.39- | .00 |
| DEPT TOTAL | 1,206,539.28- | .00 |
| 808 HISTORICAL SURVEY COMMITTEE | | |
| 001 GENERAL REVENUE FUND | | |
| 423 PUBLICATION AND ADVERTISING SALES | 425.43- | .00 |
| | SOURCE TOTAL | 769.65- |
| 31 MINERAL LEASES, RENTALS & BONUSES | 10,601,336.14- | |
| 328 VETERANS LAND BOARD | | |
| 276 VET LAND FUND DIVISION B | | |
| 440 MINERAL LEASE BONUS & PROSPECT RENTAL | 666.66- | .00 |
| 406 NATIONAL GUARD ARMORY BOARD | | |
| 265 NATIONAL GUARD ARMORY BOARD MINERAL FUND | | |
| 440 MINERAL LEASE BONUS & PROSPECT RENTAL | 48.76- | .00 |
| 655 MENTAL HEALTH & MENTAL RETARDATION | | |
| 270 HOSPITALS & SPECIAL SCHOOLS MINERAL FUND | | |
| 440 MINERAL LEASE BONUS & PROSPECT RENTAL | 948.79- | .00 |
| 696 DEPARTMENT OF CORRECTIONS | | |
| 272 BOARD OF CORRECTIONS MINERAL FUND | | |
| 440 MINERAL LEASE BONUS & PROSPECT RENTAL | 56,785.38- | .00 |
| 701 TEXAS EDUCATION AGENCY | | |
| 044 PERMANENT SCHOOL FUND | | |
| 440 MINERAL LEASE BONUS & PROSPECT RENTAL | 13,427,332.67- | .00 |
| 710 A & M UNIV SYSTEM ADMINISTRATION | | |
| 095 A & M UNIV MINERAL INVESTMENT FUND | | |
| 440 MINERAL LEASE BONUS & PROSPECT RENTAL | 2,500.00- | .00 |
| 721 UNIVERSITY OF TEXAS AT AUSTIN | | |
| 011 AVAILABLE UNIVERSITY FUND | | |
| 440 MINERAL LEASE BONUS & PROSPECT RENTAL | 33,258.92- | .00 |
| 045 PERMANENT UNIVERSITY FUND | | |
| 440 MINERAL LEASE BONUS & PROSPECT RENTAL | 2,114,171.99- | .00 |
| DEPT TOTAL | 2,147,430.91- | .00 |
| 736 PAN AMERICAN UNIVERSITY | | |
| 004 PAN AMERICAN UNIV MINERAL FUND | | |
| 440 MINERAL LEASE BONUS & PROSPECT RENTAL | 526.35- | .00 |
| 802 PARKS AND WILD LIFE DEPARTMENT | | |
| 009 SPECIAL GAME & FISH FUND | | |
| 440 MINERAL LEASE BONUS & PROSPECT RENTAL | 10,300.00- | .00 |
| | SOURCE TOTAL | 15,646,539.52- |
| 32 SURFACE RENTALS, LEASES & EASEMENTS | | |
| 303 BOARD OF CONTROL | | |
| 001 GENERAL REVENUE FUND | | |
| 441 RENTAL LANDS AND BUILDINGS | 29,453.50- | .00 |
| 443 OTHER RENTALS LEASES AND EASEMENTS | 900.53- | .00 |
| FUND TOTAL | 30,354.03- | .00 |
| 309 BUILDING COMMISSION | | |
| 007 STATE BUILDING FUND | | |
| 441 RENTAL LANDS AND BUILDINGS | 58,942.76- | .00 |

| | GROSS RECEIPTS YEAR TO DATE | REFUND RECEIPTS YEAR TO DATE |
|---|-----------------------------------|------------------------------------|
| 32 SURFACE RENTALS, LEASES & EASEMENTS | | |
| 314 BOARD OF MANAGERS STATE RAILROAD | | |
| 001 GENERAL REVENUE FUND | | |
| 443 OTHER RENTALS LEASES AND EASEMENTS | 1,217.00- | .00 |
| 322 EMPLOYMENT COMMISSION | | |
| 026 UNEMPLOYMENT COMPENSATION ADMIN FUND | | |
| 443 OTHER RENTALS LEASES AND EASEMENTS | 6,000.00- | .00 |
| 165 UNEMPLOYMENT COMPENSATION ADMIN FUND | | |
| 441 RENTAL LANDS AND BUILDINGS | 3,600.00- | .00 |
| DEPT TOTAL | 9,600.00- | .00 |
| 324 DEPARTMENT OF PUBLIC WELFARE | | |
| 039 COMMODITY DISTRIBUTION FUND | | |
| 443 OTHER RENTALS LEASES AND EASEMENTS | 5.10- | .00 |
| 083 DONATED COMMODITY DISTRIBUTION FUND | | |
| 443 OTHER RENTALS LEASES AND EASEMENTS | 130.67- | .00 |
| 166 WELFARE ADMINISTRATION OPERATING FUND | | |
| 443 OTHER RENTALS LEASES AND EASEMENTS | 2,999.80- | .00 |
| DEPT TOTAL | 3,135.57- | .00 |
| 405 DEPARTMENT OF PUBLIC SAFETY | | |
| 274 MOTOR VEHICLE INSPECTION FUND | | |
| 443 OTHER RENTALS LEASES AND EASEMENTS | 728.67- | .00 |
| 461 AERONAUTIC COMMISSION | | |
| 150 AIRCRAFT FUEL TAX FUND | | |
| 442 RENTAL EQUIPMENT | 1,650.00- | .00 |
| 501 DEPARTMENT OF HEALTH | | |
| 001 GENERAL REVENUE FUND | | |
| 443 OTHER RENTALS LEASES AND EASEMENTS | 1,008.00- | .00 |
| 601 HIGHWAY DEPARTMENT | | |
| 006 STATE HIGHWAY FUND | | |
| 441 RENTAL LANDS AND BUILDINGS | 837.32- | .00 |
| 442 RENTAL EQUIPMENT | 696.16- | .00 |
| 443 OTHER RENTALS LEASES AND EASEMENTS | 19,553.54- | .00 |
| FUND TOTAL | 21,087.02- | .00 |
| 655 MENTAL HEALTH & MENTAL RETARDATION | | |
| 001 GENERAL REVENUE FUND | | |
| 441 RENTAL LANDS AND BUILDINGS | 465.00- | .00 |
| 660 DENTON STATE SCHOOL | | |
| 001 GENERAL REVENUE FUND | | |
| 443 OTHER RENTALS LEASES AND EASEMENTS | 412.00- | .00 |
| 663 COMMISSION FOR INDIAN AFFAIRS | | |
| 001 GENERAL REVENUE FUND | | |
| 441 RENTAL LANDS AND BUILDINGS | 360.00- | .00 |
| 670 CORPUS CHRISTI STATE SCHOOL | | |
| 001 GENERAL REVENUE FUND | | |
| 441 RENTAL LANDS AND BUILDINGS | 1,397.90- | .00 |
| 671 SAN ANGELO CENTER MHMR | | |
| 001 GENERAL REVENUE FUND | | |
| 443 OTHER RENTALS LEASES AND EASEMENTS | 765.80- | .00 |

| | GROSS RECEIPTS YEAR TO DATE | REFUND RECEIPTS YEAR TO DATE |
|--|-----------------------------------|------------------------------------|
| 37 SURFACE RENTALS, LEASES & EASEMENTS | | |
| 672 MEXIA STATE SCHOOL | | |
| 001 GENERAL REVENUE FUND | | |
| 443 OTHER RENTALS LEASES AND EASEMENTS | 9,111.00- | .00 |
| 675 TRAVIS STATE SCHOOL | | |
| 001 GENERAL REVENUE FUND | | |
| 443 OTHER RENTALS LEASES AND EASEMENTS | 3,648.00- | .00 |
| 677 AUSTIN STATE HOSPITAL | | |
| 001 GENERAL REVENUE FUND | | |
| 441 RENTAL LANDS AND BUILDINGS | 12,204.73- | .00 |
| 679 RUSK STATE HOSPITAL | | |
| 001 GENERAL REVENUE FUND | | |
| 443 OTHER RENTALS LEASES AND EASEMENTS | 2,056.74- | .00 |
| 683 WICHITA FALLS STATE HOSPITAL | | |
| 001 GENERAL REVENUE FUND | | |
| 442 RENTAL EQUIPMENT | 8,627.50- | .00 |
| 687 LUBBOCK STATE SCHOOL | | |
| 001 GENERAL REVENUE FUND | | |
| 441 RENTAL LANDS AND BUILDINGS | 1,184.81- | .00 |
| 692 GAINESVILLE STATE SCHOOL FOR GIRLS | | |
| 001 GENERAL REVENUE FUND | | |
| 441 RENTAL LANDS AND BUILDINGS | 10,985.05- | .00 |
| 696 DEPARTMENT OF CORRECTIONS | | |
| 001 GENERAL REVENUE FUND | | |
| 441 RENTAL LANDS AND BUILDINGS | 55,868.07- | .00 |
| 272 BOARD OF CORRECTIONS MINERAL FUND | | |
| 443 OTHER RENTALS LEASES AND EASEMENTS | 4,447.99- | .00 |
| DEPT TOTAL | 60,316.06- | .00 |
| 701 TEXAS EDUCATION AGENCY | | |
| 002 AVAILABLE SCHOOL FUND | | |
| 441 RENTAL LANDS AND BUILDINGS | 44,826.93- | .00 |
| 443 OTHER RENTALS LEASES AND EASEMENTS | 113,217.96- | .00 |
| FUND TOTAL | 158,044.89- | .00 |
| 044 PERMANENT SCHOOL FUND | | |
| 443 OTHER RENTALS LEASES AND EASEMENTS | 3.72- | .00 |
| DEPT TOTAL | 158,048.61- | .00 |
| 713 TARLETON COLLEGE | | |
| 243 TARLETON COLLEGE CURRENT FUND | | |
| 441 RENTAL LANDS AND BUILDINGS | 7,346.97- | .00 |
| 717 SOUTHERN UNIVERSITY | | |
| 247 TEXAS SOUTHERN UNIVERSITY CURRENT FUND | | |
| 441 RENTAL LANDS AND BUILDINGS | 1,684.96- | .00 |
| 721 UNIVERSITY OF TEXAS AT AUSTIN | | |
| 011 AVAILABLE UNIVERSITY FUND | | |
| 441 RENTAL LANDS AND BUILDINGS | 1,000.00- | .00 |
| 443 OTHER RENTALS LEASES AND EASEMENTS | 967,510.49- | .00 |
| FUND TOTAL | 968,510.49- | .00 |
| 045 PERMANENT UNIVERSITY FUND | | |
| 443 OTHER RENTALS LEASES AND EASEMENTS | 5,674.98- | .00 |

| | GROSS RECEIPTS YEAR TO DATE | REFUND RECEIPTS YEAR TO DATE |
|--|-----------------------------------|------------------------------------|
| 32 SURFACE RENTALS, LEASES & EASEMENTS | | |
| 248 UNIV OF TEXAS AT AUSTIN CURRENT FUND | | |
| 441 RENTAL LANDS AND BUILDINGS | 96,400.11- | .00 |
| DEPT TOTAL | 1,070,585.58- | .00 |
| 730 UNIVERSITY OF HOUSTON | | |
| 225 UNIVERSITY OF HOUSTON CURRENT FUND | | |
| 441 RENTAL LANDS AND BUILDINGS | 350.00- | .00 |
| 733 TEXAS TECHNOLOGICAL UNIV | | |
| 255 TEXAS TECHNOLOGICAL UNIV CURRENT FUND | | |
| 442 RENTAL EQUIPMENT | 956.53- | .00 |
| 751 EAST TEXAS STATE UNIV | | |
| 257 EAST TEXAS STATE UNIV CURRENT FUND | | |
| 441 RENTAL LANDS AND BUILDINGS | 3,453.00- | .00 |
| 752 NORTH TEXAS STATE UNIVERSITY | | |
| 258 NORTH TEXAS STATE UNIV CURRENT FUND | | |
| 441 RENTAL LANDS AND BUILDINGS | 4,862.03- | .00 |
| 753 SAM HOUSTON STATE UNIV | | |
| 259 SAM HOUSTON UNIV CURRENT FUND | | |
| 441 RENTAL LANDS AND BUILDINGS | 2,496.01- | .00 |
| 443 OTHER RENTALS LEASES AND EASEMENTS | 40.25- | .00 |
| FUND TOTAL | 2,536.26- | .00 |
| 755 S F AUSTIN STATE UNIV | | |
| 261 STEPHEN F AUSTIN UNIV CURRENT FUND | | |
| 441 RENTAL LANDS AND BUILDINGS | 1,408.34- | .00 |
| 443 OTHER RENTALS LEASES AND EASEMENTS | 36.04- | .00 |
| FUND TOTAL | 1,444.38- | .00 |
| 802 PARKS AND WILD LIFE DEPARTMENT | | |
| 009 SPECIAL GAME & FISH FUND | | |
| 443 OTHER RENTALS LEASES AND EASEMENTS | 70,300.23- | .00 |
| 064 STATE PARKS FUND | | |
| 443 OTHER RENTALS LEASES AND EASEMENTS | 450.00- | .00 |
| DEPT TOTAL | 70,750.23- | .00 |
| | SOURCE TOTAL | |
| | 1,561,276.19- | .00 |
| 33 INTEREST ON DEPOSITS | | |
| 301 GOVERNOR-EXECUTIVE | | |
| 127 FEDERAL ECONOMIC OPPORTUNITY FUND | | |
| 500 INTEREST ON STATE DEPOSITS | 1,270.56- | .00 |
| 134 FEDERAL OLDER AMERICANS FUND | | |
| 500 INTEREST ON STATE DEPOSITS | 1,878.86- | .00 |
| 224 GOVERNORS OFFICE FEDERAL PROJECTS FUND | | |
| 500 INTEREST ON STATE DEPOSITS | 21,849.18- | .00 |
| DEPT TOTAL | 24,998.60- | .00 |
| 304 COMPTROLLER OF PUBLIC ACCOUNTS | | |
| 005 CONFEDERATE PENSION FUND | | |
| 500 INTEREST ON STATE DEPOSITS | 57,370.45- | .00 |
| 501 INTEREST ON COUNTY DEPOSITS | 211.87- | .00 |
| FUND TOTAL | 57,582.32- | .00 |
| 186 COLLEGE BUILDING FUND 1948-1957 | | |
| 500 INTEREST ON STATE DEPOSITS | 162.16- | .00 |

| | GROSS RECEIPTS YEAR TO DATE | REFUND RECEIPTS YEAR TO DATE |
|--|-----------------------------------|------------------------------------|
| 33 INTEREST ON DEPOSITS | | |
| 300 COLLEGE BUILDING FUND 1958-1967 | | |
| 500 INTEREST ON STATE DEPOSITS | 794.94- | .00 |
| 389 COLLEGE BUILDING FUND 1966-1977 | | |
| 500 INTEREST ON STATE DEPOSITS | 475,405.41- | .00 |
| 500 INTEREST ON COUNTY DEPOSITS | 1,059.40- | .00 |
| FUND TOTAL | 476,464.81- | .00 |
| DEPT TOTAL | 535,004.23- | .00 |
| 306 LIBRARY | | |
| 118 FEDERAL PUBLIC LIBRARY SERVICE FUND | | |
| 500 INTEREST ON STATE DEPOSITS | 20,588.01- | .00 |
| 309 BUILDING COMMISSION | | |
| 007 STATE BUILDING FUND | | |
| 500 INTEREST ON STATE DEPOSITS | 70,944.30- | .00 |
| 310 TREASURER | | |
| 001 GENERAL REVENUE FUND | | |
| 500 INTEREST ON STATE DEPOSITS | 8,237,400.76- | .00 |
| 015 AVAILABLE LUNATIC ASYLUM FUND | | |
| 500 INTEREST ON STATE DEPOSITS | 66.84- | .00 |
| 016 AVAILABLE DEAF & DUMB INSTITUTE FUND | | |
| 500 INTEREST ON STATE DEPOSITS | 91.23- | .00 |
| 017 AVAILABLE BLIND INSTITUTE FUND | | |
| 500 INTEREST ON STATE DEPOSITS | 74.78- | .00 |
| 018 AVAILABLE ORPHANS HOME FUND | | |
| 500 INTEREST ON STATE DEPOSITS | 57.29- | .00 |
| DEPT TOTAL | 8,237,690.90- | .00 |
| 316 BOARD OF COUNTY & DISTRICT ROAD INDEBTEDNESS | | |
| 057 COUNTY & ROAD DISTRICT HIGHWAY FUND | | |
| 500 INTEREST ON STATE DEPOSITS | 126,145.53- | .00 |
| 318 COMMISSION FOR THE BLIND | | |
| 141 FEDERAL ADULT BLIND FUND | | |
| 500 INTEREST ON STATE DEPOSITS | 8,009.09- | .00 |
| 322 EMPLOYMENT COMMISSION | | |
| 026 UNEMPLOYMENT COMPENSATION ADMIN FUND | | |
| 500 INTEREST ON STATE DEPOSITS | 25,276.51- | .00 |
| 324 DEPARTMENT OF PUBLIC WELFARE | | |
| 037 FEDERAL CHILD WELFARE SERVICE FUND | | |
| 500 INTEREST ON STATE DEPOSITS | 17,933.63- | .00 |
| 117 FEDERAL PUBLIC WELFARE ADMIN FUND | | |
| 500 INTEREST ON STATE DEPOSITS | 621,783.48- | .00 |
| DEPT TOTAL | 639,717.11- | .00 |
| 328 VETERANS LAND BOARD | | |
| 190 VETERANS LAND FUND DIVISION A | | |
| 500 INTEREST ON STATE DEPOSITS | 1,622.25- | .00 |
| 276 VET LAND FUND DIVISION B | | |
| 500 INTEREST ON STATE DEPOSITS | 4,818.25- | .00 |
| 375 VET LAND FUND DIVISION C | | |
| 500 INTEREST ON STATE DEPOSITS | 7,599.23- | .00 |

| | GROSS RECEIPTS YEAR TO DATE | REFUND RECEIPTS YEAR TO DATE |
|--|-----------------------------------|------------------------------------|
| 33 INTEREST ON DEPOSITS | | |
| 410 VETERANS LAND FUND DIV D SERIES 1968 | | |
| 500 INTEREST ON STATE DEPOSITS | 3,757.34- | .00 |
| 411 VETERANS BOND FUND DIV D RES SERIES 1968 | | |
| 500 INTEREST ON STATE DEPOSITS | 24.98 | .00 |
| 413 VETERANS LAND FUND DIV D SERIES 1968A | | |
| 500 INTEREST ON STATE DEPOSITS | 4,125.91- | .00 |
| 415 VETERANS LAND BOND DIV D SER 1971 | | |
| 500 INTEREST ON STATE DEPOSITS | 26,123.83- | .00 |
| 417 VETERANS LAND BOND DIV D SER 1971A | | |
| 500 INTEREST ON STATE DEPOSITS | 13,829.94- | .00 |
| DEPT TOTAL | 61,851.77- | .00 |
| 405 DEPARTMENT OF PUBLIC SAFETY | | |
| 092 FEDERAL DISASTER FUND | | |
| 500 INTEREST ON STATE DEPOSITS | 2,402.84- | .00 |
| 221 FED CIVIL DEFENSE & DISASTER RELIEF FUND | | |
| 500 INTEREST ON STATE DEPOSITS | 1,552.01- | .00 |
| 222 DEPT PUBLIC SAFETY FEDERAL FUND | | |
| 500 INTEREST ON STATE DEPOSITS | 7,878.21- | .00 |
| DEPT TOTAL | 11,833.06- | .00 |
| 501 DEPARTMENT OF HEALTH | | |
| 273 FEDERAL HEALTH FUND | | |
| 500 INTEREST ON STATE DEPOSITS | 23,207.30- | .00 |
| 580 WATER DEVELOPMENT BOARD | | |
| 350 WATER DEVELOPMENT CLEARANCE FUND | | |
| 500 INTEREST ON STATE DEPOSITS | 6,851.60- | .00 |
| 601 HIGHWAY DEPARTMENT | | |
| 006 STATE HIGHWAY FUND | | |
| 500 INTEREST ON STATE DEPOSITS | 3,058,857.89- | .00 |
| 021 TRUST ACCT-FEDERAL AID-HIGHWAY ACT FUND | | |
| 500 INTEREST ON STATE DEPOSITS | 846.23- | .00 |
| DEPT TOTAL | 3,059,704.12- | .00 |
| 655 MENTAL HEALTH & MENTAL RETARDATION | | |
| 135 FEDERAL MENTAL HEALTH FUND | | |
| 500 INTEREST ON STATE DEPOSITS | 18.83- | .00 |
| 701 TEXAS EDUCATION AGENCY | | |
| 002 AVAILABLE SCHOOL FUND | | |
| 500 INTEREST ON STATE DEPOSITS | 494,291.41- | .00 |
| 501 INTEREST ON COUNTY DEPOSITS | 2,648.16- | .00 |
| FUND TOTAL | 496,939.57- | .00 |
| 003 TEXTBOOK FUND | | |
| 500 INTEREST ON STATE DEPOSITS | 28,542.18- | .00 |
| 030 EDUCATION AGENCY DRIVER EDUCATION FUND | | |
| 500 INTEREST ON STATE DEPOSITS | 48,439.88- | .00 |
| 148 FEDERAL HEALTH EDUCATION & WELFARE FUND | | |
| 500 INTEREST ON STATE DEPOSITS | 111,356.88- | .00 |
| 169 FEDERAL VETERANS EDUCATION FUND | | |
| 500 INTEREST ON STATE DEPOSITS | 852.62- | .00 |

| | GROSS RECEIPTS YEAR TO DATE | REFUND RECEIPTS YEAR TO DATE |
|---|-----------------------------------|------------------------------------|
| 33 INTEREST ON DEPOSITS | | |
| 171 FEDERAL SCHOOL LUNCH FUND | | |
| 500 INTEREST ON STATE DEPOSITS | 15,635.06- | .00 |
| DEPT TOTAL | 701,766.19- | .00 |
| 711 A & M UNIVERSITY MAIN UNIVERSITY | | |
| 047 A & M UNIV AVAILABLE FUND | | |
| 500 INTEREST ON STATE DEPOSITS | 372,104.80- | .00 |
| 212 A & M MAIN UNIV INTEREST & SINKING FUND | | |
| 500 INTEREST ON STATE DEPOSITS | 1,307.64- | .00 |
| 242 A & M UNIV CURRENT FUND | | |
| 502 INTEREST ON LOCAL DEPOSITS | 25,750.36- | .00 |
| DEPT TOTAL | 399,162.80- | .00 |
| 713 TARLETON COLLEGE | | |
| 194 TARLETON COLLEGE BUILDING FUND | | |
| 500 INTEREST ON STATE DEPOSITS | 7.83- | .00 |
| 243 TARLETON COLLEGE CURRENT FUND | | |
| 502 INTEREST ON LOCAL DEPOSITS | 8,452.17- | .00 |
| DEPT TOTAL | 8,460.00- | .00 |
| 714 U OF T AT ARLINGTON | | |
| 195 UT AT ARLINGTON BUILDING FUND | | |
| 500 INTEREST ON STATE DEPOSITS | 8.50- | .00 |
| 390 UT ARLINGTON 1966-77 BLDG BD SINK FUND | | |
| 500 INTEREST ON STATE DEPOSITS | 48,335.56- | .00 |
| DEPT TOTAL | 48,344.06- | .00 |
| 715 PRAIRIE VIEW A & M COLLEGE | | |
| 207 PRAIRIE VIEW A & M COLLEGE BUILDING FUND | | |
| 500 INTEREST ON STATE DEPOSITS | .22- | .00 |
| 245 PRAIRIE VIEW A & M COLLEGE CURRENT FUND | | |
| 502 INTEREST ON LOCAL DEPOSITS | 10,000.00- | .00 |
| DEPT TOTAL | 10,000.22- | .00 |
| 717 SOUTHERN UNIVERSITY | | |
| 301 TEXAS SOUTHERN UNIV ALLOC FUND 1958-1967 | | |
| 500 INTEREST ON STATE DEPOSITS | 52.30- | .00 |
| 396 TEX SOUTHERN UNIV 1966-1977 BLDG BD SINK FD | | |
| 500 INTEREST ON STATE DEPOSITS | 9,119.65- | .00 |
| DEPT TOTAL | 9,171.95- | .00 |
| 718 TEXAS MARITIME ACADEMY | | |
| 275 TEXAS MARITIME ACADEMY CURRENT FUND | | |
| 502 INTEREST ON LOCAL DEPOSITS | 5,234.78- | .00 |
| 721 UNIVERSITY OF TEXAS AT AUSTIN | | |
| 011 AVAILABLE UNIVERSITY FUND | | |
| 500 INTEREST ON STATE DEPOSITS | 254,910.59- | .00 |
| 211 UNIV OF TEXAS INTEREST & SINKING FUND | | |
| 500 INTEREST ON STATE DEPOSITS | 9,122.20- | .00 |
| DEPT TOTAL | 264,032.79- | .00 |
| 724 U OF T AT EL PASO | | |
| 198 UT AT EL PASO BUILDING FUND | | |
| 500 INTEREST ON STATE DEPOSITS | 27.07- | .00 |

| | GROSS RECEIPTS YEAR TO DATE | REFUND RECEIPTS YEAR TO DATE |
|---|-----------------------------------|------------------------------------|
| 33 INTEREST ON DEPOSITS | | |
| 730 UNIVERSITY OF HOUSTON | | |
| 225 UNIVERSITY OF HOUSTON CURRENT FUND | | |
| 502 INTEREST ON LOCAL DEPOSITS | 20,815.05- | .00 |
| 398 UNIV OF HOUSTON 1966-1977 BLDG BD SINK FD | | |
| 500 INTEREST ON STATE DEPOSITS | 51,774.56- | .00 |
| DEPT TOTAL | 72,589.61- | .00 |
| 731 TEXAS WOMANS UNIVERSITY | | |
| 196 TEXAS WOMANS UNIVERSITY BUILDING FUND | | |
| 500 INTEREST ON STATE DEPOSITS | 29.62- | .00 |
| 306 TEX WOMANS UNIV ALLOC FUND 1958-67 | | |
| 500 INTEREST ON STATE DEPOSITS | 38.83- | .00 |
| 395 TEX WOMANS UNIV 1966-1977 BLDG BD SINK FD | | |
| 500 INTEREST ON STATE DEPOSITS | 7,580.57- | .00 |
| DEPT TOTAL | 7,649.02- | .00 |
| 732 A & I UNIVERSITY | | |
| 197 A & I UNIVERSITY BUILDING FUND | | |
| 500 INTEREST ON STATE DEPOSITS | 1.19- | .00 |
| 254 A & I UNIV CURRENT FUND | | |
| 502 INTEREST ON LOCAL DEPOSITS | 25,223.96- | .00 |
| 309 A & I UNIV ALLOCATION FUND 1958-67 | | |
| 500 INTEREST ON STATE DEPOSITS | 7.44- | .00 |
| 394 A & I UNIV 1966-77 BLDG BD SINK FUND | | |
| 500 INTEREST ON STATE DEPOSITS | 11,321.04- | .00 |
| DEPT TOTAL | 36,553.63- | .00 |
| 733 TEXAS TECHNOLOGICAL UNIV | | |
| 199 TEXAS TECH UNIV BLDG FUND | | |
| 500 INTEREST ON STATE DEPOSITS | 5.16- | .00 |
| 255 TEXAS TECHNOLOGICAL UNIV CURRENT FUND | | |
| 502 INTEREST ON LOCAL DEPOSITS | 71,177.99- | .00 |
| 312 TEXAS TECH UNIV ALLOC FUND 1958-67 | | |
| 500 INTEREST ON STATE DEPOSITS | 79.58- | .00 |
| 391 TEXAS TECH UNIV 1966-1977 BLDG BD SINK FD | | |
| 500 INTEREST ON STATE DEPOSITS | 44,592.91- | .00 |
| DEPT TOTAL | 115,855.64- | .00 |
| 734 LAMAR UNIVERSITY | | |
| 256 LAMAR UNIVERSITY CURRENT FUND | | |
| 502 INTEREST ON LOCAL DEPOSITS | 13,116.42- | .00 |
| 315 LAMAR UNIV ALLOC FUND 1958-67 | | |
| 500 INTEREST ON STATE DEPOSITS | 351.14- | .00 |
| 393 LAMAR UNIV 1966-1977 BLDG BD SINK FD | | |
| 500 INTEREST ON STATE DEPOSITS | 26,245.45- | .00 |
| DEPT TOTAL | 39,713.01- | .00 |
| 735 MIDWESTERN UNIVERSITY | | |
| 264 MIDWESTERN UNIVERSITY CURRENT FUND | | |
| 502 INTEREST ON LOCAL DEPOSITS | 18,026.73- | .00 |
| 397 MIDWESTERN UNIV 1966-1977 BLDG BD SINK FD | | |
| 500 INTEREST ON STATE DEPOSITS | 9,191.61- | .00 |

| | GROSS RECEIPTS YEAR TO DATE | REFUND RECEIPTS YEAR TO DATE |
|--|-----------------------------------|------------------------------------|
| 33: INTEREST ON DEPOSITS | | |
| 412: MIDWESTERN UNIV SPECIAL MINERAL FUND | | |
| 500 INTEREST ON STATE DEPOSITS | .04- | .00 |
| DEPT TOTAL | 27,218.38- | .00 |
| 736: PAN AMERICAN UNIVERSITY | | |
| 226: PAN AMERICAN UNIV CURRENT FUND | | |
| 502 INTEREST ON LOCAL DEPOSITS | 5,000.00- | .00 |
| 399 PAN AM UNIV 1966-1977 BLDG BD SINK FD | | |
| 500 INTEREST ON STATE DEPOSITS | 7,760.05- | .00 |
| DEPT TOTAL | 12,760.05- | .00 |
| 737: ANGELO STATE UNIV | | |
| 227: ANGELO STATE UNIV CURRENT FUND | | |
| 502 INTEREST ON LOCAL DEPOSITS | 7,500.02- | .00 |
| 406 ANGELO ST UNIV 1966-1977 BLDG BD SINK FD | | |
| 500 INTEREST ON STATE DEPOSITS | 6,452.60- | .00 |
| DEPT TOTAL | 13,952.62- | .00 |
| 751: EAST TEXAS STATE UNIV | | |
| 200: EAST TEXAS UNIV BUILDING FUND | | |
| 500 INTEREST ON STATE DEPOSITS | 13.74- | .00 |
| 257: EAST TEXAS STATE UNIV CURRENT FUND | | |
| 502 INTEREST ON LOCAL DEPOSITS | 32,499.98- | .00 |
| 323: EAST TEX STATE UNIV ALLOC FUND 1958-67 | | |
| 500 INTEREST ON STATE DEPOSITS | 69.76- | .00 |
| 400: EAST TEX ST UNIV 1966-1977 BLDG BD SINK FD | | |
| 500 INTEREST ON STATE DEPOSITS | 14,398.94- | .00 |
| DEPT TOTAL | 46,982.42- | .00 |
| 752: NORTH TEXAS STATE UNIVERSITY | | |
| 201: NORTH TEXAS STATE UNIVERSITY BUILDING FUND | | |
| 500 INTEREST ON STATE DEPOSITS | .60- | .00 |
| 258: NORTH TEXAS STATE UNIV CURRENT FUND | | |
| 502 INTEREST ON LOCAL DEPOSITS | 750.00- | .00 |
| 320: NORTH TEX STATE UNIV ALLOC FUND 1958-67 | | |
| 500 INTEREST ON STATE DEPOSITS | 93.63- | .00 |
| 392: NORTH TEXAS ST UNIV 1966-1977 BLDG BD SINK FD | | |
| 500 INTEREST ON STATE DEPOSITS | 36,378.92- | .00 |
| DEPT TOTAL | 37,223.15- | .00 |
| 753: SAM HOUSTON STATE UNIV | | |
| 202: SAM HOUSTON STATE UNIV BLDG FUND | | |
| 500 INTEREST ON STATE DEPOSITS | 182.11- | .00 |
| 259: SAM HOUSTON UNIV CURRENT FUND | | |
| 502 INTEREST ON LOCAL DEPOSITS | 12,572.66- | .00 |
| 324: SAM HOUSTON UNIV ALLOC FUND 1958-67 | | |
| 500 INTEREST ON STATE DEPOSITS | 263.50- | .00 |
| 401: SAM HOUSTON ST UNIV 1966-1977 BLDG BD SINK FD | | |
| 500 INTEREST ON STATE DEPOSITS | 13,265.23- | .00 |
| DEPT TOTAL | 26,283.50- | .00 |
| 754: SOUTHWEST TEXAS STATE UNIV | | |
| 203: SOUTHWEST TEXAS UNIV BUILDING FUND | | |
| 500 INTEREST ON STATE DEPOSITS | 6.11- | .00 |

| | GROSS RECEIPTS YEAR TO DATE | REFUND RECEIPTS YEAR TO DATE |
|--|-----------------------------------|------------------------------------|
| 33 INTEREST ON DEPOSITS | | |
| 120 SOUTHWEST TEXAS UNIV CURRENT FUND | | |
| 502 INTEREST ON LOCAL DEPOSITS | 34,657.51- | .00 |
| 325 SOUTHWEST STATE UNIV ALLOC FUND 1958-67 | | |
| 500 INTEREST ON STATE DEPOSITS | 23.88- | .00 |
| 402 SOUTHW TEX ST UNIV 1966-1977 BLDG BD SINK FD | | |
| 500 INTEREST ON STATE DEPOSITS | 15,358.39- | .00 |
| DEPT TOTAL | 50,045.89- | .00 |
| 755 S F AUSTIN STATE UNIV | | |
| 204 STEPHEN F AUSTIN UNIV BUILDING FUND | | |
| 500 INTEREST ON STATE DEPOSITS | 565.83- | .00 |
| 261 STEPHEN F AUSTIN UNIV CURRENT FUND | | |
| 502 INTEREST ON LOCAL DEPOSITS | 18,749.97- | .00 |
| 326 STEPHEN F AUSTIN UNIV ALLOC FUND 1958-67 | | |
| 500 INTEREST ON STATE DEPOSITS | 155.72- | .00 |
| 404 S F AUSTIN ST UNIV 1966-1977 BLDG BD SINK FD | | |
| 500 INTEREST ON STATE DEPOSITS | 13,522.70- | .00 |
| DEPT TOTAL | 32,994.22- | .00 |
| 756 SUL ROSS STATE UNIV | | |
| 205 SUL ROSS UNIV BUILDING FUND | | |
| 500 INTEREST ON STATE DEPOSITS | 39.70- | .00 |
| 327 SUL ROSS STATE UNIV ALLOC FUND 1958-67 | | |
| 500 INTEREST ON STATE DEPOSITS | 82.87- | .00 |
| 405 SUL ROSS ST UNIV 1966-1977 BLDG BD SINK FD | | |
| 500 INTEREST ON STATE DEPOSITS | 3,642.34- | .00 |
| DEPT TOTAL | 3,764.91- | .00 |
| 757 WEST TEXAS STATE UNIVERSITY | | |
| 206 WEST TEXAS STATE UNIVERSITY BUILDING FUND | | |
| 500 INTEREST ON STATE DEPOSITS | 6.65- | .00 |
| 263 WEST TEXAS STATE UNIV CURRENT FUND | | |
| 502 INTEREST ON LOCAL DEPOSITS | 6,164.40- | .00 |
| 328 WEST TEX STATE UNIV ALLOC FUND 1958-67 | | |
| 500 INTEREST ON STATE DEPOSITS | 32.92- | .00 |
| 403 WEST TEX ST UNIV 1966-1977 BLDG BD SINK FD | | |
| 500 INTEREST ON STATE DEPOSITS | 11,171.74- | .00 |
| DEPT TOTAL | 17,375.71- | .00 |
| 758 BOARD OF REGENTS STATE SENIOR COLLEGES | | |
| 407 ST SENIOR COLLEGES 1966-1977 BLDG BD SINK FD | | |
| 500 INTEREST ON STATE DEPOSITS | 50.93- | .00 |
| 781 COORDINATING BOARD COLLEGE & UNIV SYSTEM | | |
| 219 FEDERAL HIGHER EDUCATION FUND | | |
| 500 INTEREST ON STATE DEPOSITS | 16,610.98- | .00 |
| 387 TEXAS OPPORTUNITY PLAN FUND | | |
| 500 INTEREST ON STATE DEPOSITS | 173,890.32- | .00 |
| 388 COLLEGE STUDENT LOANS BONDS INT & SINK FUND | | |
| 500 INTEREST ON STATE DEPOSITS | 41,180.16- | .00 |
| DEPT TOTAL | 231,681.46- | .00 |
| 802 PARKS AND WILD LIFE DEPARTMENT | | |
| 223 FEDERAL LAND AND WATER CONSERVATION FUND | | |
| 500 INTEREST ON STATE DEPOSITS | 14,779.51- | .00 |

| | GROSS RECEIPTS YEAR TO DATE | REFUND RECEIPTS YEAR TO DATE |
|---|-----------------------------|------------------------------|
| 33 INTEREST ON DEPOSITS | | |
| 408 TEXAS PARK DEVELOPMENT FUND | | |
| 500 INTEREST ON STATE DEPOSITS | 11,530.48- | .00 |
| 409 PARK DEVELOPMENT BONDS INT SINKING FUND | | |
| 500 INTEREST ON STATE DEPOSITS | 860.32- | .00 |
| DEPT TOTAL | 27,170.31- | .00 |
| | SOURCE TOTAL | 15,097,905.28- |
| 34 INTEREST ON SECURITIES OWNED | | |
| 309 BUILDING COMMISSION | | |
| 007 STATE BUILDING FUND | | |
| 510 INTEREST ON INVESTMENTS | 39,687.50- | .00 |
| 310 TREASURER | | |
| 015 AVAILABLE LUNATIC ASYLUM FUND | | |
| 510 INTEREST ON INVESTMENTS | 6,422.50- | .00 |
| 016 AVAILABLE DEAF & DUMB INSTITUTE FUND | | |
| 510 INTEREST ON INVESTMENTS | 6,926.00- | .00 |
| 017 AVAILABLE BLIND INSTITUTE FUND | | |
| 510 INTEREST ON INVESTMENTS | 7,459.76- | .00 |
| 018 AVAILABLE ORPHANS HOME FUND | | |
| 510 INTEREST ON INVESTMENTS | 3,245.51- | .00 |
| DEPT TOTAL | 24,053.77- | .00 |
| 328 VETERANS LAND BOARD | | |
| 190 VETERANS LAND FUND DIVISION A | | |
| 510 INTEREST ON INVESTMENTS | 491,946.28- | .00 |
| 276 VET LAND FUND DIVISION B | | |
| 510 INTEREST ON INVESTMENTS | 2,009,102.68- | .00 |
| 375 VET LAND FUND DIVISION C | | |
| 510 INTEREST ON INVESTMENTS | 999,233.37- | .00 |
| 410 VETERANS LAND FUND DIV D SERIES 1968 | | |
| 510 INTEREST ON INVESTMENTS | 63,100.00- | .00 |
| 413 VETERANS LAND FUND DIV D SERIES 1968A | | |
| 510 INTEREST ON INVESTMENTS | 91,406.25- | .00 |
| 414 VETERANS BOND FUND DIV D RES SERIES 1968A | | |
| 510 INTEREST ON INVESTMENTS | 8,315.22- | .00 |
| 415 VETERANS LAND BOND DIV D SER 1971 | | |
| 510 INTEREST ON INVESTMENTS | 1,937.50- | .00 |
| 516 ACCRUED INT & PREMIUMS ON SALE OF STATE BONDS | 92,912.57- | .00 |
| FUND TOTAL | 94,850.07- | .00 |
| 417 VETERANS LAND BOND DIV D SER 1971A | | |
| 510 INTEREST ON INVESTMENTS | 152,000.00- | .00 |
| 516 ACCRUED INT & PREMIUMS ON SALE OF STATE BONDS | 88,049.19- | .00 |
| FUND TOTAL | 240,049.19- | .00 |
| DEPT TOTAL | 3,998,003.26- | .00 |
| 580 WATER DEVELOPMENT BOARD | | |
| 350 WATER DEVELOPMENT CLEARANCE FUND | | |
| 510 INTEREST ON INVESTMENTS | 3,126,031.00- | .00 |
| 516 ACCRUED INT & PREMIUMS ON SALE OF STATE BONDS | 102,629.67- | .00 |
| FUND TOTAL | 3,228,660.67- | .00 |

| | GROSS RECEIPTS YEAR TO DATE | REFUND RECEIPTS YEAR TO DATE |
|---|-----------------------------------|------------------------------------|
| 34 INTEREST ON SECURITIES OWNED | | |
| 701 TEXAS EDUCATION AGENCY | | |
| 002 AVAILABLE SCHOOL FUND | | |
| 510 INTEREST ON INVESTMENTS | 27,182,298.41- | .00 |
| 511 DIVIDENDS ON CORPORATE STOCK | 9,543,834.39- | .00 |
| FUND TOTAL | 36,726,132.80- | .00 |
| 710 A & M UNIV SYSTEM ADMINISTRATION | | |
| 096 A & M UNIV MINERAL INCOME FUND | | |
| 510 INTEREST ON INVESTMENTS | 38,981.64- | .00 |
| 711 A & M UNIVERSITY MAIN UNIVERSITY | | |
| 047 A & M UNIV AVAILABLE FUND | | |
| 516 ACCRUED INT & PREMIUMS ON SALE OF STATE BONDS | 17,928.72- | .00 |
| 721 UNIVERSITY OF TEXAS AT AUSTIN | | |
| 011 AVAILABLE UNIVERSITY FUND | | |
| 510 INTEREST ON INVESTMENTS | 20,054,053.07- | .00 |
| 511 DIVIDENDS ON CORPORATE STOCK | 8,085,711.57- | .00 |
| 516 ACCRUED INT & PREMIUMS ON SALE OF STATE BONDS | 23,316.69- | .00 |
| FUND TOTAL | 28,163,081.33- | .00 |
| 781 COORDINATING BOARD COLLEGE & UNIV SYSTEM | | |
| 387 TEXAS OPPORTUNITY PLAN FUND | | |
| 510 INTEREST ON INVESTMENTS | 1,318,869.60- | .00 |
| 516 ACCRUED INT & PREMIUMS ON SALE OF STATE BONDS | 91,556.75- | .00 |
| FUND TOTAL | 1,410,426.35- | .00 |
| 388 COLLEGE STUDENT LOANS BONDS INT & SINK FUND | | |
| 510 INTEREST ON INVESTMENTS | 973,380.67- | .00 |
| DEPT TOTAL | 2,383,807.02- | .00 |
| | SOURCE TOTAL | 74,620,336.71- |
| 35 INTEREST ON LAND SALES | | |
| 328 VETERANS LAND BOARD | | |
| 190 VETERANS LAND FUND DIVISION A | | |
| 515 INTEREST ON LAND SALES | 232,341.42- | .00 |
| 276 VET LAND FUND DIVISION B | | |
| 515 INTEREST ON LAND SALES | 1,266,318.93- | .00 |
| 375 VET LAND FUND DIVISION C | | |
| 515 INTEREST ON LAND SALES | 3,400,156.47- | .00 |
| 410 VETERANS LAND FUND DIV D SERIES 1968 | | |
| 515 INTEREST ON LAND SALES | 1,583,610.27- | .00 |
| 413 VETERANS LAND FUND DIV D SERIES 1968A | | |
| 515 INTEREST ON LAND SALES | 1,525,597.44- | .00 |
| 415 VETERANS LAND BOND DIV D SER 1971 | | |
| 515 INTEREST ON LAND SALES | 44,260.25- | .00 |
| DEPT TOTAL | 8,052,284.78- | .00 |
| 701 TEXAS EDUCATION AGENCY | | |
| 002 AVAILABLE SCHOOL FUND | | |
| 515 INTEREST ON LAND SALES | 121,745.10- | .00 |
| DEPT TOTAL | 8,174,029.88- | .00 |
| | SOURCE TOTAL | |
| 36 MISCELLANEOUS INTEREST | | |
| 310 TREASURER | | |
| 001 GENERAL REVENUE FUND | | |
| 517 OTHER INTEREST | 42,016.51- | .00 |

| | GROSS RECEIPTS YEAR TO DATE | REFUND RECEIPTS YEAR TO DATE |
|---|-----------------------------------|------------------------------------|
| 36 MISCELLANEOUS INTEREST | | |
| 501 DEPARTMENT OF HEALTH | | |
| 273 FEDERAL HEALTH FUND | | |
| 517 OTHER INTEREST | 12.75- | .00 |
| 701 TEXAS EDUCATION AGENCY | | |
| 002 AVAILABLE SCHOOL FUND | | |
| 517 OTHER INTEREST | 9,262.59- | .00 |
| 721 UNIVERSITY OF TEXAS AT AUSTIN | | |
| 011 AVAILABLE UNIVERSITY FUND | | |
| 517 OTHER INTEREST | 2,596.14- | .00 |
| 781 COORDINATING BOARD COLLEGE & UNIV SYSTEM | | |
| 388 COLLEGE STUDENT LOANS BONDS INT & SINK FUND | | |
| 518 INTEREST ON LOANS TO COLLEGE STUDENTS | 1,345,813.61- | .00 |
| | 1,399,701.60- | .00 |
| | SOURCE TOTAL | |
| 37 PAY PATIENT COLLECTIONS | | |
| 651 CORSICANA STATE HOME | | |
| 001 GENERAL REVENUE FUND | | |
| 303 SUPPORT & MAINTENANCE OF PATIENTS FEES | 18,816.96- | .00 |
| 652 WACO STATE HOME | | |
| 001 GENERAL REVENUE FUND | | |
| 303 SUPPORT & MAINTENANCE OF PATIENTS FEES | 19,882.74- | .00 |
| 654 BROWNWOOD STATE SCHOOL FOR GIRLS | | |
| 001 GENERAL REVENUE FUND | | |
| 303 SUPPORT & MAINTENANCE OF PATIENTS FEES | 15.00- | .00 |
| 656 VERNON GERIATRIC CENTER | | |
| 001 GENERAL REVENUE FUND | | |
| 303 SUPPORT & MAINTENANCE OF PATIENTS FEES | 163,810.81- | .00 |
| 659 RIO GRANDE STATE CENTER MHR | | |
| 001 GENERAL REVENUE FUND | | |
| 303 SUPPORT & MAINTENANCE OF PATIENTS FEES | 10,087.06- | .00 |
| 660 DENTON STATE SCHOOL | | |
| 001 GENERAL REVENUE FUND | | |
| 303 SUPPORT & MAINTENANCE OF PATIENTS FEES | 580,754.77- | .00 |
| 666 EAST TEXAS STATE CHEST HOSPITAL | | |
| 001 GENERAL REVENUE FUND | | |
| 303 SUPPORT & MAINTENANCE OF PATIENTS FEES | 460,939.32- | .00 |
| 668 RICHMOND STATE SCHOOL | | |
| 001 GENERAL REVENUE FUND | | |
| 303 SUPPORT & MAINTENANCE OF PATIENTS FEES | 139,915.56- | .00 |
| 669 LUFKIN STATE SCHOOL | | |
| 001 GENERAL REVENUE FUND | | |
| 303 SUPPORT & MAINTENANCE OF PATIENTS FEES | 305,675.83- | .00 |
| 670 CORPUS CHRISTI STATE SCHOOL | | |
| 001 GENERAL REVENUE FUND | | |
| 303 SUPPORT & MAINTENANCE OF PATIENTS FEES | 31,273.74- | .00 |
| 671 SAN ANGELO CENTER MHR | | |
| 001 GENERAL REVENUE FUND | | |
| 303 SUPPORT & MAINTENANCE OF PATIENTS FEES | 94,151.60- | .00 |

| | GROSS RECEIPTS YEAR TO DATE- | REFUND RECEIPTS YEAR TO DATE |
|--|------------------------------------|------------------------------------|
| 37 PAY PATIENT COLLECTIONS | | |
| 672 MEXIA STATE SCHOOL | | |
| 001 GENERAL REVENUE FUND | | |
| 303 SUPPORT & MAINTENANCE OF PATIENTS FEES | 703,697.29- | .00 |
| 673 SAN ANTONIO STATE CHEST HOSPITAL | | |
| 001 GENERAL REVENUE FUND | | |
| 303 SUPPORT & MAINTENANCE OF PATIENTS FEES | 524,759.15- | .00 |
| 674 KERRVILLE STATE HOSPITAL | | |
| 001 GENERAL REVENUE FUND | | |
| 303 SUPPORT & MAINTENANCE OF PATIENTS FEES | 674,505.63- | .00 |
| 675 TRAVIS STATE SCHOOL | | |
| 001 GENERAL REVENUE FUND | | |
| 303 SUPPORT & MAINTENANCE OF PATIENTS FEES | 677,565.21- | .00 |
| 676 ABILENE STATE SCHOOL | | |
| 001 GENERAL REVENUE FUND | | |
| 303 SUPPORT & MAINTENANCE OF PATIENTS FEES | 575,450.65- | .00 |
| 677 AUSTIN STATE HOSPITAL | | |
| 001 GENERAL REVENUE FUND | | |
| 303 SUPPORT & MAINTENANCE OF PATIENTS FEES | 1,043,124.54- | .00 |
| 678 AUSTIN STATE SCHOOL | | |
| 001 GENERAL REVENUE FUND | | |
| 303 SUPPORT & MAINTENANCE OF PATIENTS FEES | 608,968.88- | .00 |
| 679 RUSK STATE HOSPITAL | | |
| 001 GENERAL REVENUE FUND | | |
| 303 SUPPORT & MAINTENANCE OF PATIENTS FEES | 967,144.36- | .00 |
| 681 SAN ANTONIO STATE HOSPITAL | | |
| 001 GENERAL REVENUE FUND | | |
| 303 SUPPORT & MAINTENANCE OF PATIENTS FEES | 648,660.61- | .00 |
| 682 TERRELL STATE HOSPITAL | | |
| 001 GENERAL REVENUE FUND | | |
| 303 SUPPORT & MAINTENANCE OF PATIENTS FEES | 764,370.76- | .00 |
| 683 WICHITA FALLS STATE HOSPITAL | | |
| 001 GENERAL REVENUE FUND | | |
| 303 SUPPORT & MAINTENANCE OF PATIENTS FEES | 646,811.30- | .00 |
| 684 HARLINGEN STATE CHEST SANATORIUM | | |
| 001 GENERAL REVENUE FUND | | |
| 303 SUPPORT & MAINTENANCE OF PATIENTS FEES | 182,985.32- | .00 |
| 685 RESEARCH INSTITUTE OF MENTAL SCIENCES | | |
| 001 GENERAL REVENUE FUND | | |
| 303 SUPPORT & MAINTENANCE OF PATIENTS FEES | 108,628.26- | .00 |
| 686 BIG SPRING STATE HOSPITAL | | |
| 001 GENERAL REVENUE FUND | | |
| 303 SUPPORT & MAINTENANCE OF PATIENTS FEES | 408,534.22- | .00 |
| 687 LUBBOCK STATE SCHOOL | | |
| 001 GENERAL REVENUE FUND | | |
| 303 SUPPORT & MAINTENANCE OF PATIENTS FEES | 59,358.04- | .00 |
| 690 WEST TEXAS CHILDRENS HOME | | |
| 001 GENERAL REVENUE FUND | | |
| 303 SUPPORT & MAINTENANCE OF PATIENTS FEES | 12,180.04- | .00 |

| | GROSS RECEIPTS YEAR TO DATE | REFUND RECEIPTS YEAR TO DATE |
|---|-----------------------------------|------------------------------------|
| 87 PAY PATIENT COLLECTIONS | | |
| 691 GAINESVILLE STATE SCHOOL FOR BOYS | | |
| 001 GENERAL REVENUE FUND | | |
| 303 SUPPORT & MAINTENANCE OF PATIENTS FEES | 125.00- | .00 |
| 692 GAINESVILLE STATE SCHOOL FOR GIRLS | | |
| 001 GENERAL REVENUE FUND | | |
| 303 SUPPORT & MAINTENANCE OF PATIENTS FEES | 215.00- | .00 |
| SOURCE TOTAL | 10,432,407.65- | .00 |
| 38 OTHER MISCELLANEOUS REVENUE | | |
| 201 SUPREME COURT | | |
| 001 GENERAL REVENUE FUND | | |
| 550 COURT COST | 9,870.00- | .00 |
| 221 COURT OF CIVIL APPEALS-FIRST DIST | | |
| 001 GENERAL REVENUE FUND | | |
| 550 COURT COST | 3,175.00- | .00 |
| 222 COURT OF CIVIL APPEALS-SECOND DIST | | |
| 001 GENERAL REVENUE FUND | | |
| 550 COURT COST | 2,475.00- | .00 |
| 223 COURT OF CIVIL APPEALS-THIRD DIST | | |
| 001 GENERAL REVENUE FUND | | |
| 550 COURT COST | 1,951.00- | .00 |
| 224 COURT OF CIVIL APPEALS-FOURTH DIST | | |
| 001 GENERAL REVENUE FUND | | |
| 550 COURT COST | 2,430.00- | .00 |
| 225 COURT OF CIVIL APPEALS-FIFTH DIST | | |
| 001 GENERAL REVENUE FUND | | |
| 550 COURT COST | 5,765.00- | .00 |
| 226 COURT OF CIVIL APPEALS-SIXTH DIST | | |
| 001 GENERAL REVENUE FUND | | |
| 550 COURT COST | 1,290.00- | .00 |
| 227 COURT OF CIVIL APPEALS-SEVENTH DIST | | |
| 001 GENERAL REVENUE FUND | | |
| 550 COURT COST | 2,670.00- | .00 |
| 228 COURT OF CIVIL APPEALS-EIGHTH DIST | | |
| 001 GENERAL REVENUE FUND | | |
| 550 COURT COST | 2,000.00- | .00 |
| 229 COURT OF CIVIL APPEALS-NINTH DIST | | |
| 001 GENERAL REVENUE FUND | | |
| 550 COURT COST | 1,770.00- | .00 |
| 230 COURT OF CIVIL APPEALS-TENTH DIST | | |
| 001 GENERAL REVENUE FUND | | |
| 550 COURT COST | 1,198.20- | .00 |
| 231 COURT OF CIVIL APPEALS-ELEVENTH DIST | | |
| 001 GENERAL REVENUE FUND | | |
| 550 COURT COST | 1,200.00- | .00 |
| 232 COURT OF CIVIL APPEALS-TWELFTH DISTRICT | | |
| 001 GENERAL REVENUE FUND | | |
| 550 COURT COST | 1,535.00- | .00 |

| | GROSS RECEIPTS YEAR TO DATE | REFUND RECEIPTS YEAR TO DATE |
|---|-----------------------------------|------------------------------------|
| 38 OTHER MISCELLANEOUS REVENUE | | |
| 233 COURT OF CIVIL APPEALS--THIRTEENTH DISTRICT | | |
| 001 GENERAL REVENUE FUND | | |
| 550 COURT COST | 2,080.00- | .00 |
| 234 COURT OF CIVIL APPEALS--FOURTEENTH DIST | | |
| 001 GENERAL REVENUE FUND | | |
| 550 COURT COST | 2,584.00- | .00 |
| 241 DISTRICT COURTS COMPTROLLERS JUDICIARY SEC | | |
| 001 GENERAL REVENUE FUND | | |
| 570 OTHER MISCELLANEOUS GOVERNMENTAL REVENUE | 200.14- | .00 |
| 302 ATTORNEY GENERAL | | |
| 001 GENERAL REVENUE FUND | | |
| 560 JUDGMENTS | 115,752.13- | .00 |
| 570 OTHER MISCELLANEOUS GOVERNMENTAL REVENUE | 7,267.81- | .00 |
| FUND TOTAL | 123,019.94- | .00 |
| 303 BOARD OF CONTROL | | |
| 001 GENERAL REVENUE FUND | | |
| 564 INSURANCE AND DAMAGES | 158.00- | .00 |
| 570 OTHER MISCELLANEOUS GOVERNMENTAL REVENUE | 9.83- | .00 |
| FUND TOTAL | 167.83- | .00 |
| 304 COMPTROLLER OF PUBLIC ACCOUNTS | | |
| 001 GENERAL REVENUE FUND | | |
| 555 CONFISCATIONS | 53.00- | .00 |
| 560 JUDGMENTS | 3,132.67- | .00 |
| 562 ESCHEATED ESTATES | 29,625.98- | .00 |
| 565 WARRANTS VOIDED BY STATUTE OF LIMITATION | 20,687.13- | .00 |
| 570 OTHER MISCELLANEOUS GOVERNMENTAL REVENUE | 60,922.79- | .00 |
| FUND TOTAL | 114,421.57- | .00 |
| 060 HIGHWAY MOTOR FUEL TAX FUND | | |
| 565 WARRANTS VOIDED BY STATUTE OF LIMITATION | 3,490.50- | .00 |
| 062 COMPTROLLERS OPERATING FUND | | |
| 565 WARRANTS VOIDED BY STATUTE OF LIMITATION | 28.00- | .00 |
| 570 OTHER MISCELLANEOUS GOVERNMENTAL REVENUE | 3.00- | .00 |
| FUND TOTAL | 31.00- | .00 |
| 120 OMNIBUS TAX CLEARANCE FUND | | |
| 565 WARRANTS VOIDED BY STATUTE OF LIMITATION | 26.25- | .00 |
| DEPT TOTAL | 117,969.32- | .00 |
| 305 GENERAL LAND OFFICE | | |
| 001 GENERAL REVENUE FUND | | |
| 565 WARRANTS VOIDED BY STATUTE OF LIMITATION | 507.72- | .00 |
| 080 LAND OFFICE PERMIT FEE FUND | | |
| 570 OTHER MISCELLANEOUS GOVERNMENTAL REVENUE | 8,500.00- | .00 |
| DEPT TOTAL | 9,007.72- | .00 |
| 306 LIBRARY | | |
| 118 FEDERAL PUBLIC LIBRARY SERVICE FUND | | |
| 565 WARRANTS VOIDED BY STATUTE OF LIMITATION | 12.47- | .00 |
| 307 SECRETARY OF STATE | | |
| 001 GENERAL REVENUE FUND | | |
| 565 WARRANTS VOIDED BY STATUTE OF LIMITATION | 533.50- | .00 |

| | GROSS RECEIPTS YEAR TO DATE | REFUND RECEIPTS YEAR TO DATE |
|--|-----------------------------------|------------------------------------|
| 38 OTHER MISCELLANEOUS REVENUE | | |
| 310 TREASURER | | |
| 001 GENERAL REVENUE FUND | | |
| 555 CONFISCATIONS | 10,133.02- | .00 |
| 562 ESCHEATED ESTATES | 437,810.92- | .00 |
| FUND TOTAL | 447,943.94- | .00 |
| 015 AVAILABLE LUNATIC ASYLUM FUND | | |
| 570 OTHER MISCELLANEOUS GOVERNMENTAL REVENUE | 9.07- | .00 |
| 016 AVAILABLE DEAF & DUMB INSTITUTE FUND | | |
| 570 OTHER MISCELLANEOUS GOVERNMENTAL REVENUE | 90.66- | .00 |
| 048 PERMANENT BLIND INSTITUTE FUND | | |
| 565 WARRANTS VOIDED BY STATUTE OF LIMITATION | 15.00- | .00 |
| 152 ESCHEAT EXPENSE & REINBURSEMENT FD | | |
| 562 ESCHEATED ESTATES | 53,344.32- | 5,537.22- |
| 164 CONSERVATORS EXPENSE FUND | | |
| 562 ESCHEATED ESTATES | 50,575.27- | .00 |
| DEPT TOTAL | 551,978.26- | 5,537.22- |
| 312 SECURITIES BOARD | | |
| 001 GENERAL REVENUE FUND | | |
| 564 INSURANCE AND DAMAGES | 17.00- | .00 |
| 565 WARRANTS VOIDED BY STATUTE OF LIMITATION | 240.37- | .00 |
| FUND TOTAL | 257.37- | .00 |
| 318 COMMISSION FOR THE BLIND | | |
| 141 FEDERAL ADULT BLIND FUND | | |
| 565 WARRANTS VOIDED BY STATUTE OF LIMITATION | 478.40- | .00 |
| 322 EMPLOYMENT COMMISSION | | |
| 001 GENERAL REVENUE FUND | | |
| 565 WARRANTS VOIDED BY STATUTE OF LIMITATION | 41.16- | .00 |
| 026 UNEMPLOYMENT COMPENSATION ADMIN FUND | | |
| 550 COURT COST | 12,252.32- | .00 |
| 563 FORFEITURES | 17.02- | .00 |
| 564 INSURANCE AND DAMAGES | 73.16- | .00 |
| 565 WARRANTS VOIDED BY STATUTE OF LIMITATION | 31.80- | .00 |
| 570 OTHER MISCELLANEOUS GOVERNMENTAL REVENUE | 1,155.58- | .00 |
| FUND TOTAL | 13,529.88- | .00 |
| 165 UNEMPLOYMENT COMPENSATION ADMIN FUND | | |
| 551 OTHER PENALTIES | 506,079.84- | 4,431.19- |
| 565 WARRANTS VOIDED BY STATUTE OF LIMITATION | 26.63- | .00 |
| FUND TOTAL | 506,106.47- | 4,431.19- |
| DEPT TOTAL | 519,677.51- | 4,431.19- |
| 324 DEPARTMENT OF PUBLIC WELFARE | | |
| 001 GENERAL REVENUE FUND | | |
| 565 WARRANTS VOIDED BY STATUTE OF LIMITATION | 22,473.30- | .00 |
| 039 COMMODITY DISTRIBUTION FUND | | |
| 564 INSURANCE AND DAMAGES | 216.49- | .00 |
| 083 DONATED COMMODITY DISTRIBUTION FUND | | |
| 564 INSURANCE AND DAMAGES | 14,365.82- | .00 |
| 117 FEDERAL PUBLIC WELFARE ADMIN FUND | | |
| 565 WARRANTS VOIDED BY STATUTE OF LIMITATION | 39.00- | .00 |

| | GROSS RECEIPTS YEAR TO DATE | REFUND RECEIPTS YEAR TO DATE |
|--|-----------------------------------|------------------------------------|
| 38 OTHER MISCELLANEOUS REVENUE | | |
| 149 MEDICAL ASSISTANCE FUND | | |
| 565 WARRANTS VOIDED BY STATUTE OF LIMITATION | 72.95- | .00 |
| 166 WELFARE ADMINISTRATION OPERATING FUND | | |
| 563 FORFEITURES | 2.63- | .00 |
| 564 INSURANCE AND DAMAGES | 1,319.40- | .00 |
| 565 WARRANTS VOIDED BY STATUTE OF LIMITATION | 480.03- | .00 |
| 570 OTHER MISCELLANEOUS GOVERNMENTAL REVENUE | 476.54- | .00 |
| FUND TOTAL | 2,278.60- | .00 |
| 167 WELFARE ASSISTANCE OPERATING FUND | | |
| 565 WARRANTS VOIDED BY STATUTE OF LIMITATION | 78,243.83- | .00 |
| 570 OTHER MISCELLANEOUS GOVERNMENTAL REVENUE | 2,640.00 | .00 |
| FUND TOTAL | 75,603.83- | .00 |
| 168 WELFARE ASSISTANCE FUND | | |
| 565 WARRANTS VOIDED BY STATUTE OF LIMITATION | 245.00- | .00 |
| DEPT TOTAL | 115,294.99- | .00 |
| 326 GOOD NEIGHBOR COMMISSION | | |
| 001 GENERAL REVENUE FUND | | |
| 570 OTHER MISCELLANEOUS GOVERNMENTAL REVENUE | 22.83- | .00 |
| 327 EMPLOYEES RETIREMENT SYSTEM | | |
| 001 GENERAL REVENUE FUND | | |
| 565 WARRANTS VOIDED BY STATUTE OF LIMITATION | 9.65- | .00 |
| 566 JUDGES RETIREMENT CONTRIBUTION | 286,697.90- | 8,550.01- |
| FUND TOTAL | 286,707.55- | 8,550.01- |
| 328 VETERANS LAND BOARD | | |
| 190 VETERANS LAND FUND DIVISION A | | |
| 570 OTHER MISCELLANEOUS GOVERNMENTAL REVENUE | 54,309.94- | .00 |
| 276 VET LAND FUND DIVISION B | | |
| 560 JUDGMENTS | 49,854.57- | .00 |
| 561 INTEREST ON JUDGMENTS | 8,712.77- | .00 |
| 570 OTHER MISCELLANEOUS GOVERNMENTAL REVENUE | 147,220.23- | .00 |
| FUND TOTAL | 205,787.57- | .00 |
| 375 VET LAND FUND DIVISION C | | |
| 570 OTHER MISCELLANEOUS GOVERNMENTAL REVENUE | 95,064.67- | .00 |
| 410 VETERANS LAND FUND DIV D SERIES 1968 | | |
| 570 OTHER MISCELLANEOUS GOVERNMENTAL REVENUE | 24,635.10- | .00 |
| 413 VETERANS LAND FUND DIV D SERIES 1968A | | |
| 570 OTHER MISCELLANEOUS GOVERNMENTAL REVENUE | 6,915.80- | .00 |
| 414 VETERANS BOND FUND DIV D RES SERIES 1968A | | |
| 570 OTHER MISCELLANEOUS GOVERNMENTAL REVENUE | 30,546.87 | .00 |
| DEPT TOTAL | 356,166.21- | .00 |
| 329 REAL ESTATE COMMISSION | | |
| 001 GENERAL REVENUE FUND | | |
| 565 WARRANTS VOIDED BY STATUTE OF LIMITATION | 23.00- | .00 |
| 330 COMMISSION FOR REHABILITATION | | |
| 061 COMMISSION FOR REHABILITATION OPERATING FUND | | |
| 564 INSURANCE AND DAMAGES | 509.00- | .00 |
| 401 ADJUTANT GENERAL | | |
| 001 GENERAL REVENUE FUND | | |
| 564 INSURANCE AND DAMAGES | 33.60- | .00 |

| | GROSS RECEIPTS YEAR TO DATE | REFUND RECEIPTS YEAR TO DATE |
|--|-----------------------------------|------------------------------------|
| 38 OTHER MISCELLANEOUS REVENUE | | |
| 405 DEPARTMENT OF PUBLIC SAFETY | | |
| 001 GENERAL REVENUE FUND | | |
| 565 WARRANTS VOIDED BY STATUTE OF LIMITATION | 160.00- | .00 |
| 006 STATE HIGHWAY FUND | | |
| 564 INSURANCE AND DAMAGES | 997.11- | .00 |
| 099 OPERATORS & CHAUFFEURS FUND | | |
| 565 WARRANTS VOIDED BY STATUTE OF LIMITATION | 137.58- | .00 |
| 570 OTHER MISCELLANEOUS GOVERNMENTAL REVENUE | 1,096.33- | .00 |
| FUND TOTAL | 1,233.91- | .00 |
| 274 MOTOR VEHICLE INSPECTION FUND | | |
| 563 FORFEITURES | 32.58- | .00 |
| 564 INSURANCE AND DAMAGES | 16,986.12- | .00 |
| 565 WARRANTS VOIDED BY STATUTE OF LIMITATION | 113.25- | .00 |
| FUND TOTAL | 17,131.95- | .00 |
| DEPT TOTAL | 19,522.97- | .00 |
| 452 BUREAU OF LABOR STATISTICS | | |
| 001 GENERAL REVENUE FUND | | |
| 563 FORFEITURES | 590.00- | .00 |
| 565 WARRANTS VOIDED BY STATUTE OF LIMITATION | 11.00- | .00 |
| FUND TOTAL | 601.00- | .00 |
| 454 BOARD OF INSURANCE | | |
| 001 GENERAL REVENUE FUND | | |
| 565 WARRANTS VOIDED BY STATUTE OF LIMITATION | 631.18- | .00 |
| 036 INSURANCE COMMISSION OPERATING FUND | | |
| 565 WARRANTS VOIDED BY STATUTE OF LIMITATION | 453.21- | .00 |
| DEPT TOTAL | 1,084.39- | .00 |
| 455 RAILROAD COMMISSION | | |
| 155 RAILROAD COMMISSION OPERATING FUND | | |
| 564 INSURANCE AND DAMAGES | 300.73- | .00 |
| 565 WARRANTS VOIDED BY STATUTE OF LIMITATION | 89.06- | .00 |
| FUND TOTAL | 389.79- | .00 |
| 458 ALCOHOLIC BEVERAGE COM | | |
| 001 GENERAL REVENUE FUND | | |
| 555 CONFISCATIONS | 3,099.00- | .00 |
| 565 WARRANTS VOIDED BY STATUTE OF LIMITATION | 74.22- | .00 |
| FUND TOTAL | 3,173.22- | .00 |
| 067 CONFISCATED LIQUOR FUND | | |
| 555 CONFISCATIONS | 1,668.68- | .00 |
| 097 LIQUOR ACT ENFORCEMENT FUND | | |
| 564 INSURANCE AND DAMAGES | 30.00- | .00 |
| 565 WARRANTS VOIDED BY STATUTE OF LIMITATION | 51.60- | .00 |
| FUND TOTAL | 81.60- | .00 |
| DEPT TOTAL | 4,923.50- | .00 |
| 459 BOARD OF ARCHITECTURAL EXAMINERS | | |
| 109 ARCHITECTS REGISTRATION FUND | | |
| 565 WARRANTS VOIDED BY STATUTE OF LIMITATION | 65.63- | .00 |
| 501 DEPARTMENT OF HEALTH | | |
| 001 GENERAL REVENUE FUND | | |
| 563 FORFEITURES | 2.50- | .00 |

| | GROSS RECEIPTS YEAR TO DATE | REFUND RECEIPTS YEAR TO DATE |
|--|-----------------------------------|------------------------------------|
| 38 OTHER MISCELLANEOUS REVENUE | | |
| 564 INSURANCE AND DAMAGES | 958.05- | .00 |
| 565 WARRANTS VOIDED BY STATUTE OF LIMITATION | 4.00- | .00 |
| 570 OTHER MISCELLANEOUS GOVERNMENTAL REVENUE | 15,112.00- | .00 |
| FUND TOTAL | 16,076.55- | .00 |
| 019 VITAL STATISTICS FUND | | |
| 565 WARRANTS VOIDED BY STATUTE OF LIMITATION | 2,330.19- | .00 |
| 273 FEDERAL HEALTH FUND | | |
| 564 INSURANCE AND DAMAGES | 97.99- | .00 |
| 565 WARRANTS VOIDED BY STATUTE OF LIMITATION | 497.03- | .00 |
| FUND TOTAL | 595.02- | .00 |
| DEPT TOTAL | 19,001.76- | .00 |
| 502 BOARD OF BARBER EXAMINERS | | |
| 040 BARBER EXAMINERS FUND | | |
| 563 FORFEITURES | 3.18- | .00 |
| 505 COSMETOLOGY COMMISSION | | |
| 001 GENERAL REVENUE FUND | | |
| 565 WARRANTS VOIDED BY STATUTE OF LIMITATION | 43.99- | .00 |
| 088 BOARD OF COSMETOLOGISTS FUND | | |
| 565 WARRANTS VOIDED BY STATUTE OF LIMITATION | 15.00- | .00 |
| DEPT TOTAL | 58.99- | .00 |
| 508 BOARD OF CHIROPRACTIC EXAMINERS | | |
| 140 CHIROPRACTIC EXAMINERS FUND | | |
| 563 FORFEITURES | 3.15- | .00 |
| 510 BOARD OF EXAMINERS IN BASIC SCIENCE | | |
| 001 GENERAL REVENUE FUND | | |
| 565 WARRANTS VOIDED BY STATUTE OF LIMITATION | 75.00- | .00 |
| 551 DEPARTMENT OF AGRICULTURE | | |
| 001 GENERAL REVENUE FUND | | |
| 564 INSURANCE AND DAMAGES | 136.77- | .00 |
| 565 WARRANTS VOIDED BY STATUTE OF LIMITATION | 6.86- | .00 |
| 570 OTHER MISCELLANEOUS GOVERNMENTAL REVENUE | 104.06- | .00 |
| FUND TOTAL | 247.69- | .00 |
| 023 DEPARTMENT OF AGRICULTURE FUND | | |
| 564 INSURANCE AND DAMAGES | 153.26- | .00 |
| 565 WARRANTS VOIDED BY STATUTE OF LIMITATION | 462.20- | .00 |
| 570 OTHER MISCELLANEOUS GOVERNMENTAL REVENUE | 15.00- | .00 |
| FUND TOTAL | 630.46- | .00 |
| DEPT TOTAL | 878.15- | .00 |
| 554 TEXAS ANIMAL HEALTH COMMISSION | | |
| 001 GENERAL REVENUE FUND | | |
| 570 OTHER MISCELLANEOUS GOVERNMENTAL REVENUE | 51.20- | .00 |
| 556 AGRICULTURAL EXPERIMENT STATION | | |
| 001 GENERAL REVENUE FUND | | |
| 564 INSURANCE AND DAMAGES | 9.00- | .00 |
| 580 WATER DEVELOPMENT BOARD | | |
| 001 GENERAL REVENUE FUND | | |
| 565 WARRANTS VOIDED BY STATUTE OF LIMITATION | 12.00- | .00 |

| | GROSS RECEIPTS YEAR TO DATE | REFUND RECEIPTS YEAR TO DATE |
|--|--------------------------------|---------------------------------|
| 385 OTHER MISCELLANEOUS REVENUE | | |
| 570 OTHER MISCELLANEOUS GOVERNMENTAL REVENUE | 8.54- | .00 |
| FUND TOTAL | 20.54- | .00 |
| 350 WATER DEVELOPMENT CLEARANCE FUND | | |
| 570 OTHER MISCELLANEOUS GOVERNMENTAL REVENUE | 115,454.17- | .00 |
| DEPT TOTAL | 115,474.71- | .00 |
| 601 HIGHWAY DEPARTMENT | | |
| 006 STATE HIGHWAY FUND | | |
| 563 FORFEITURES | 2,760.08- | .00 |
| 564 INSURANCE AND DAMAGES | 672,380.85- | .00 |
| 565 WARRANTS VOIDED BY STATUTE OF LIMITATION | 1,067.61- | .00 |
| 570 OTHER MISCELLANEOUS GOVERNMENTAL REVENUE | 29,372.76- | .00 |
| FUND TOTAL | 705,581.30- | .00 |
| 655 MENTAL HEALTH & MENTAL RETARDATION | | |
| 001 GENERAL REVENUE FUND | | |
| 564 INSURANCE AND DAMAGES | 22.40- | .00 |
| 570 OTHER MISCELLANEOUS GOVERNMENTAL REVENUE | 81.19- | .00 |
| FUND TOTAL | 103.59- | .00 |
| 656 VERNON GERIATRIC CENTER | | |
| 001 GENERAL REVENUE FUND | | |
| 570 OTHER MISCELLANEOUS GOVERNMENTAL REVENUE | 12.00- | .00 |
| 658 BEAUMONT CTR FOR HUMAN DEVELOPMENT | | |
| 001 GENERAL REVENUE FUND | | |
| 564 INSURANCE AND DAMAGES | 36.62- | .00 |
| 660 DENTON STATE SCHOOL | | |
| 001 GENERAL REVENUE FUND | | |
| 565 WARRANTS VOIDED BY STATUTE OF LIMITATION | 15.00- | .00 |
| 570 OTHER MISCELLANEOUS GOVERNMENTAL REVENUE | 88.51- | .00 |
| FUND TOTAL | 103.51- | .00 |
| 663 COMMISSION FOR INDIAN AFFAIRS | | |
| 001 GENERAL REVENUE FUND | | |
| 564 INSURANCE AND DAMAGES | 26.70- | .00 |
| 666 EAST TEXAS STATE CHEST HOSPITAL | | |
| 001 GENERAL REVENUE FUND | | |
| 563 FORFEITURES | 1,000.00- | .00 |
| 564 INSURANCE AND DAMAGES | 116.18- | .00 |
| FUND TOTAL | 1,116.18- | .00 |
| 668 RICHMOND STATE SCHOOL | | |
| 001 GENERAL REVENUE FUND | | |
| 564 INSURANCE AND DAMAGES | 242.24- | .00 |
| 570 OTHER MISCELLANEOUS GOVERNMENTAL REVENUE | 200.03- | .00 |
| FUND TOTAL | 442.27- | .00 |
| 670 CORPUS CHRISTI STATE SCHOOL | | |
| 001 GENERAL REVENUE FUND | | |
| 564 INSURANCE AND DAMAGES | 399.90- | .00 |
| 671 SAN ANGELO CENTER MHR | | |
| 001 GENERAL REVENUE FUND | | |
| 564 INSURANCE AND DAMAGES | 54.93- | .00 |

| | GROSS RECEIPTS YEAR TO DATE | REFUND RECEIPTS YEAR TO DATE |
|--|-----------------------------------|------------------------------------|
| 38 OTHER MISCELLANEOUS REVENUE | | |
| 570 OTHER MISCELLANEOUS GOVERNMENTAL REVENUE | 44.45- | .00 |
| FUND TOTAL | 99.38- | .00 |
| 672 MEXIA STATE SCHOOL | | |
| 001 GENERAL REVENUE FUND | | |
| 564 INSURANCE AND DAMAGES | 12.10- | .00 |
| 570 OTHER MISCELLANEOUS GOVERNMENTAL REVENUE | 646.66- | .00 |
| FUND TOTAL | 658.76- | .00 |
| 673 SAN ANTONIO STATE CHEST HOSPITAL | | |
| 001 GENERAL REVENUE FUND | | |
| 564 INSURANCE AND DAMAGES | 185.00- | .00 |
| 674 KERRVILLE STATE HOSPITAL | | |
| 001 GENERAL REVENUE FUND | | |
| 564 INSURANCE AND DAMAGES | 4.11- | .00 |
| 570 OTHER MISCELLANEOUS GOVERNMENTAL REVENUE | 462.84- | .00 |
| FUND TOTAL | 466.95- | .00 |
| 675 TRAVIS STATE SCHOOL | | |
| 001 GENERAL REVENUE FUND | | |
| 564 INSURANCE AND DAMAGES | 184.50- | .00 |
| 565 WARRANTS VOIDED BY STATUTE OF LIMITATION | 7.50- | .00 |
| 570 OTHER MISCELLANEOUS GOVERNMENTAL REVENUE | 399.10- | .00 |
| FUND TOTAL | 591.10- | .00 |
| 676 ABILENE STATE SCHOOL | | |
| 001 GENERAL REVENUE FUND | | |
| 564 INSURANCE AND DAMAGES | 173.56- | .00 |
| 565 WARRANTS VOIDED BY STATUTE OF LIMITATION | 3.75- | .00 |
| 570 OTHER MISCELLANEOUS GOVERNMENTAL REVENUE | 1.05- | .00 |
| FUND TOTAL | 178.36- | .00 |
| 677 AUSTIN STATE HOSPITAL | | |
| 001 GENERAL REVENUE FUND | | |
| 570 OTHER MISCELLANEOUS GOVERNMENTAL REVENUE | 186.10- | .00 |
| 678 AUSTIN STATE SCHOOL | | |
| 001 GENERAL REVENUE FUND | | |
| 564 INSURANCE AND DAMAGES | 1.50- | .00 |
| 679 RUSK STATE HOSPITAL | | |
| 001 GENERAL REVENUE FUND | | |
| 564 INSURANCE AND DAMAGES | 25.45- | .00 |
| 570 OTHER MISCELLANEOUS GOVERNMENTAL REVENUE | 617.47- | .00 |
| FUND TOTAL | 642.92- | .00 |
| 681 SAN ANTONIO STATE HOSPITAL | | |
| 001 GENERAL REVENUE FUND | | |
| 564 INSURANCE AND DAMAGES | 55.28- | .00 |
| 570 OTHER MISCELLANEOUS GOVERNMENTAL REVENUE | 94.37- | .00 |
| FUND TOTAL | 149.65- | .00 |
| 682 TERRELL STATE HOSPITAL | | |
| 001 GENERAL REVENUE FUND | | |
| 561 INTEREST ON JUDGMENTS | 120.44- | .00 |
| 570 OTHER MISCELLANEOUS GOVERNMENTAL REVENUE | 7.00- | .00 |

| | GROSS RECEIPTS YEAR TO DATE | REFUND RECEIPTS YEAR TO DATE |
|--|-----------------------------------|------------------------------------|
| 388 OTHER MISCELLANEOUS REVENUE | | |
| FUND TOTAL | 127.44- | .00 |
| 683 WICHITA FALLS STATE HOSPITAL | | |
| 001 GENERAL REVENUE FUND | | |
| 570 OTHER MISCELLANEOUS GOVERNMENTAL REVENUE | 10.12- | .00 |
| 685 RESEARCH INSTITUTE OF MENTAL SCIENCES | | |
| 001 GENERAL REVENUE FUND | | |
| 570 OTHER MISCELLANEOUS GOVERNMENTAL REVENUE | 74.57- | .00 |
| 686 BIG SPRING STATE HOSPITAL | | |
| 001 GENERAL REVENUE FUND | | |
| 570 OTHER MISCELLANEOUS GOVERNMENTAL REVENUE | 10.00- | .00 |
| 691 GATESVILLE STATE SCHOOL FOR BOYS | | |
| 001 GENERAL REVENUE FUND | | |
| 564 INSURANCE AND DAMAGES | 787.71- | .00 |
| 692 GAINESVILLE STATE SCHOOL FOR GIRLS | | |
| 001 GENERAL REVENUE FUND | | |
| 564 INSURANCE AND DAMAGES | 53.22- | .00 |
| 695 MOUNT VIEW SCHOOL FOR BOYS | | |
| 001 GENERAL REVENUE FUND | | |
| 564 INSURANCE AND DAMAGES | 72.50- | .00 |
| 570 OTHER MISCELLANEOUS GOVERNMENTAL REVENUE | 312.83- | .00 |
| FUND TOTAL | 385.33- | .00 |
| 696 DEPARTMENT OF CORRECTIONS | | |
| 001 GENERAL REVENUE FUND | | |
| 564 INSURANCE AND DAMAGES | 1,829.79- | .00 |
| 570 OTHER MISCELLANEOUS GOVERNMENTAL REVENUE | 533,771.52- | .00 |
| FUND TOTAL | 535,601.31- | .00 |
| 156 INDUSTRIAL REVOLVING FUND | | |
| 565 WARRANTS VOIDED BY STATUTE OF LIMITATION | 402.55- | .00 |
| DEPT TOTAL | 536,003.86- | .00 |
| 701 TEXAS EDUCATION AGENCY | | |
| 001 GENERAL REVENUE FUND | | |
| 565 WARRANTS VOIDED BY STATUTE OF LIMITATION | 13.50- | .00 |
| 570 OTHER MISCELLANEOUS GOVERNMENTAL REVENUE | 1,381.77- | .00 |
| FUND TOTAL | 1,395.27- | .00 |
| 002 AVAILABLE SCHOOL FUND | | |
| 562 ESCHEATED ESTATES | 316,023.04- | .00 |
| 044 PERMANENT SCHOOL FUND | | |
| 570 OTHER MISCELLANEOUS GOVERNMENTAL REVENUE | 590,772.62- | .00 |
| 112 EDUCATION AGENCY OPERATING FUND | | |
| 563 FORFEITURES | 22.16- | .00 |
| 565 WARRANTS VOIDED BY STATUTE OF LIMITATION | 103.23- | .00 |
| FUND TOTAL | 125.39- | .00 |
| 148 FEDERAL HEALTH EDUCATION & WELFARE FUND | | |
| 565 WARRANTS VOIDED BY STATUTE OF LIMITATION | 4,679.84- | .00 |
| 171 FEDERAL SCHOOL LUNCH FUND | | |
| 565 WARRANTS VOIDED BY STATUTE OF LIMITATION | 349.45- | .00 |
| DEPT TOTAL | 913,345.61- | .00 |

| | GROSS RECEIPTS YEAR TO DATE | REFUND RECEIPTS YEAR TO DATE |
|--|-----------------------------------|------------------------------------|
| 38 OTHER MISCELLANEOUS REVENUE | | |
| 710 A & M UNIV SYSTEM ADMINISTRATION | | |
| 185 A & M UNIV WORKMENS COMP INS FUND | | |
| 565 WARRANTS VOIDED BY STATUTE OF LIMITATION | 237.50- | .00 |
| 570 OTHER MISCELLANEOUS GOVERNMENTAL REVENUE | 111.00- | .00 |
| FUND TOTAL | 348.50- | .00 |
| 711 A & M UNIVERSITY MAIN UNIVERSITY | | |
| 001 GENERAL REVENUE FUND | | |
| 570 OTHER MISCELLANEOUS GOVERNMENTAL REVENUE | 8.95- | 8.95- |
| 047 A & M UNIV AVAILABLE FUND | | |
| 563 FORFEITURES | 700.00- | .00 |
| 570 OTHER MISCELLANEOUS GOVERNMENTAL REVENUE | 1,473.95- | .00 |
| FUND TOTAL | 2,173.95- | .00 |
| 242 A & M UNIV CURRENT FUND | | |
| 565 WARRANTS VOIDED BY STATUTE OF LIMITATION | 4.96- | .00 |
| 570 OTHER MISCELLANEOUS GOVERNMENTAL REVENUE | 102.20- | 12.00- |
| FUND TOTAL | 107.16- | 12.00- |
| DEPT TOTAL | 2,290.06- | 20.95- |
| 713 TARLETON COLLEGE | | |
| 243 TARLETON COLLEGE CURRENT FUND | | |
| 565 WARRANTS VOIDED BY STATUTE OF LIMITATION | 166.95- | .00 |
| 570 OTHER MISCELLANEOUS GOVERNMENTAL REVENUE | 7,268.70- | 11.45- |
| FUND TOTAL | 7,435.65- | 11.45- |
| 714 U OF T AT ARLINGTON | | |
| 244 UT AT ARLINGTON CURRENT FUND | | |
| 565 WARRANTS VOIDED BY STATUTE OF LIMITATION | 16.70- | .00 |
| 715 PRAIRIE VIEW A & M COLLEGE | | |
| 245 PRAIRIE VIEW A & M COLLEGE CURRENT FUND | | |
| 565 WARRANTS VOIDED BY STATUTE OF LIMITATION | 37.50- | .00 |
| 717 SOUTHERN UNIVERSITY | | |
| 247 TEXAS SOUTHERN UNIVERSITY CURRENT FUND | | |
| 564 INSURANCE AND DAMAGES | 81.25- | .00 |
| 565 WARRANTS VOIDED BY STATUTE OF LIMITATION | 699.55- | .00 |
| FUND TOTAL | 780.80- | .00 |
| 721 UNIVERSITY OF TEXAS AT AUSTIN | | |
| 011 AVAILABLE UNIVERSITY FUND | | |
| 565 WARRANTS VOIDED BY STATUTE OF LIMITATION | 524.05- | .00 |
| 570 OTHER MISCELLANEOUS GOVERNMENTAL REVENUE | 6.25- | .00 |
| FUND TOTAL | 530.30- | .00 |
| 045 PERMANENT UNIVERSITY FUND | | |
| 570 OTHER MISCELLANEOUS GOVERNMENTAL REVENUE | 4,615,135.22- | .00 |
| 248 UNIV OF TEXAS AT AUSTIN CURRENT FUND | | |
| 565 WARRANTS VOIDED BY STATUTE OF LIMITATION | 1,804.34- | .00 |
| DEPT TOTAL | 4,617,469.86- | .00 |
| 724 U OF T AT EL PASO | | |
| 250 UT AT EL PASO CURRENT FUND | | |
| 565 WARRANTS VOIDED BY STATUTE OF LIMITATION | 66.79- | .00 |
| 730 UNIVERSITY OF HOUSTON | | |
| 225 UNIVERSITY OF HOUSTON CURRENT FUND | | |
| 565 WARRANTS VOIDED BY STATUTE OF LIMITATION | 228.99- | .00 |

| | GROSS RECEIPTS YEAR TO DATE | REFUND RECEIPTS YEAR TO DATE |
|--|-----------------------------------|------------------------------------|
| 570 OTHER MISCELLANEOUS GOVERNMENTAL REVENUE | 27,943.89- | .00 |
| FUND TOTAL | 28,172.88- | .00 |
| 731 TEXAS WOMANS UNIVERSITY | | |
| 253 TEXAS WOMANS UNIVERSITY CURRENT FUND | | |
| 565 WARRANTS VOIDED BY STATUTE OF LIMITATION | 24.00- | .00 |
| 732 A & I UNIVERSITY | | |
| 254 A & I UNIV CURRENT FUND | | |
| 565 WARRANTS VOIDED BY STATUTE OF LIMITATION | 7.60- | .00 |
| 570 OTHER MISCELLANEOUS GOVERNMENTAL REVENUE | 20,328.95- | .00 |
| FUND TOTAL | 20,336.55- | .00 |
| 733 TEXAS TECHNOLOGICAL UNIV | | |
| 255 TEXAS TECHNOLOGICAL UNIV CURRENT FUND | | |
| 565 WARRANTS VOIDED BY STATUTE OF LIMITATION | 274.92- | .00 |
| 734 LAMAR UNIVERSITY | | |
| 256 LAMAR UNIVERSITY CURRENT FUND | | |
| 565 WARRANTS VOIDED BY STATUTE OF LIMITATION | 17.35- | .00 |
| 736 PAN AMERICAN UNIVERSITY | | |
| 226 PAN AMERICAN UNIV CURRENT FUND | | |
| 565 WARRANTS VOIDED BY STATUTE OF LIMITATION | 65.00- | .00 |
| 751 EAST TEXAS STATE UNIV | | |
| 257 EAST TEXAS STATE UNIV CURRENT FUND | | |
| 565 WARRANTS VOIDED BY STATUTE OF LIMITATION | 33.85- | .00 |
| 570 OTHER MISCELLANEOUS GOVERNMENTAL REVENUE | 65,152.40- | 109.04- |
| FUND TOTAL | 65,186.25- | 109.04- |
| 752 NORTH TEXAS STATE UNIVERSITY | | |
| 258 NORTH TEXAS STATE UNIV CURRENT FUND | | |
| 565 WARRANTS VOIDED BY STATUTE OF LIMITATION | 23.45- | .00 |
| 570 OTHER MISCELLANEOUS GOVERNMENTAL REVENUE | 22,308.96- | 6.24- |
| FUND TOTAL | 22,332.41- | 6.24- |
| 753 SAM HOUSTON STATE UNIV | | |
| 259 SAM HOUSTON UNIV CURRENT FUND | | |
| 564 INSURANCE AND DAMAGES | 2,187.14- | .00 |
| 570 OTHER MISCELLANEOUS GOVERNMENTAL REVENUE | 5,024.30- | .00 |
| FUND TOTAL | 7,211.44- | .00 |
| 754 SOUTHWEST TEXAS STATE UNIV | | |
| 260 SOUTHWEST TEXAS UNIV CURRENT FUND | | |
| 565 WARRANTS VOIDED BY STATUTE OF LIMITATION | 43.55- | .00 |
| 755 S F AUSTIN STATE UNIV | | |
| 261 STEPHEN F AUSTIN UNIV CURRENT FUND | | |
| 565 WARRANTS VOIDED BY STATUTE OF LIMITATION | 52.50- | .00 |
| 756 SUL ROSS STATE UNIV | | |
| 262 SUL ROSS UNIV CURRENT FUND | | |
| 565 WARRANTS VOIDED BY STATUTE OF LIMITATION | 41.40- | .00 |
| 757 WEST TEXAS STATE UNIVERSITY | | |
| 263 WEST TEXAS STATE UNIV CURRENT FUND | | |
| 565 WARRANTS VOIDED BY STATUTE OF LIMITATION | 180.252- | .00 |
| 781 COORDINATING BOARD COLLEGE & UNIV SYSTEM | | |
| 001 GENERAL REVENUE FUND | | |
| 570 OTHER MISCELLANEOUS GOVERNMENTAL REVENUE | 83.97- | .00 |

| | GROSS RECEIPTS YEAR TO DATE | REFUND RECEIPTS YEAR TO DATE |
|--|-----------------------------------|------------------------------------|
| 38 OTHER MISCELLANEOUS REVENUE | | |
| 387 TEXAS OPPORTUNITY PLAN FUND | | |
| 565 WARRANTS VOIDED BY STATUTE OF LIMITATION | 458.00- | .00 |
| DEPT TOTAL | 541.97- | .00 |
| 802 PARKS AND WILD LIFE DEPARTMENT | | |
| 001 GENERAL REVENUE FUND | | |
| 565 WARRANTS VOIDED BY STATUTE OF LIMITATION | 14.03- | .00 |
| 570 OTHER MISCELLANEOUS GOVERNMENTAL REVENUE | 1.22- | .00 |
| FUND TOTAL | 15.25- | .00 |
| 009 SPECIAL GAME & FISH FUND | | |
| 550 COURT COST | 15,564.89- | .00 |
| 551 OTHER PENALTIES | 361,753.58- | .00 |
| 555 CONFISCATIONS | 17,749.92- | .00 |
| 563 FORFEITURES | 67.50- | .00 |
| 564 INSURANCE AND DAMAGES | 3,588.47- | .00 |
| 565 WARRANTS VOIDED BY STATUTE OF LIMITATION | 748.28- | .00 |
| 570 OTHER MISCELLANEOUS GOVERNMENTAL REVENUE | 1,717.21- | .00 |
| FUND TOTAL | 401,189.85- | .00 |
| 059 SPECIAL BOAT FUND | | |
| 550 COURT COST | 894.50- | .00 |
| 551 OTHER PENALTIES | 83,748.68- | .00 |
| 570 OTHER MISCELLANEOUS GOVERNMENTAL REVENUE | 1,676.75- | .00 |
| FUND TOTAL | 86,319.93- | .00 |
| 063 LAND & WATER RECREATION & SAFETY FUND | | |
| 563 FORFEITURES | 67.50- | .00 |
| 564 INSURANCE AND DAMAGES | 2,732.71- | .00 |
| 565 WARRANTS VOIDED BY STATUTE OF LIMITATION | 2.80- | .00 |
| FUND TOTAL | 2,803.01- | .00 |
| 064 STATE PARKS FUND | | |
| 564 INSURANCE AND DAMAGES | 105.00- | .00 |
| 565 WARRANTS VOIDED BY STATUTE OF LIMITATION | 239.04- | .00 |
| 570 OTHER MISCELLANEOUS GOVERNMENTAL REVENUE | 11.52- | .00 |
| FUND TOTAL | 355.56- | .00 |
| 408 TEXAS PARK DEVELOPMENT FUND | | |
| 570 OTHER MISCELLANEOUS GOVERNMENTAL REVENUE | 4,246.22 | .00 |
| 409 PARK DEVELOPMENT BONDS INT SINKING FUND | | |
| 570 OTHER MISCELLANEOUS GOVERNMENTAL REVENUE | 4,809.67 | .00 |
| DEPT TOTAL | 481,627.71- | .00 |
| 808 HISTORICAL SURVEY COMMITTEE | | |
| 001 GENERAL REVENUE FUND | | |
| 570 OTHER MISCELLANEOUS GOVERNMENTAL REVENUE | 316.34- | .00 |
| 902 MISCELLANEOUS | | |
| 001 GENERAL REVENUE FUND | | |
| 570 OTHER MISCELLANEOUS GOVERNMENTAL REVENUE | 1,327.74- | .00 |
| SOURCE TOTAL | 9,704,173.03- | 18,666.10- |
| 39 FEDERAL GRANTS-HIGHWAYS | | |
| 601 HIGHWAY DEPARTMENT | | |
| 006 STATE HIGHWAY FUND | | |
| 530 FEDERAL GRANTS | 276,686,861.78- | .00 |

| | GROSS RECEIPTS YEAR TO DATE | REFUND RECEIPTS YEAR TO DATE |
|--|-----------------------------------|------------------------------------|
| 40 FEDERAL GRANTS-HIGHWAYS | | |
| 501 DEPARTMENT OF HEALTH | | |
| 001 GENERAL REVENUE FUND | | |
| 530 FEDERAL GRANTS | 132.50- | .00 |
| 273 FEDERAL HEALTH FUND | | |
| 530 FEDERAL GRANTS | 14,542,226.60- | 1,692.53- |
| DEPT TOTAL | 14,542,359.10- | 1,692.53- |
| 518 WATER QUALITY BOARD | | |
| 153 WATER QUALITY FUND | | |
| 530 FEDERAL GRANTS | 515,356.21- | .00 |
| SOURCE TOTAL | 15,057,715.31- | 1,692.53- |
| 41 FEDERAL GRANTS-PUBLIC WELFARE | | |
| 324 DEPARTMENT OF PUBLIC WELFARE | | |
| 039 COMMODITY DISTRIBUTION FUND | | |
| 530 FEDERAL GRANTS | 3,341,992.86- | 376,199.47- |
| 117 FEDERAL PUBLIC WELFARE ADMIN FUND | | |
| 530 FEDERAL GRANTS | 442,913,908.57- | .00 |
| 166 WELFARE ADMINISTRATION OPERATING FUND | | |
| 530 FEDERAL GRANTS | 2,731,703.33- | 34.50- |
| DEPT TOTAL | 448,987,604.76- | 376,233.97- |
| 330 COMMISSION FOR REHABILITATION | | |
| 061 COMMISSION FOR REHABILITATION OPERATING FUND | | |
| 530 FEDERAL GRANTS | 34,938,891.31- | .00 |
| SOURCE TOTAL | 483,926,496.07- | 376,233.97- |
| 42 FEDERAL GRANTS-PUBLIC EDUCATION | | |
| 701 TEXAS EDUCATION AGENCY | | |
| 148 FEDERAL HEALTH EDUCATION & WELFARE FUND | | |
| 530 FEDERAL GRANTS | 118,612,995.51- | 2,805.83- |
| 169 FEDERAL VETERANS EDUCATION FUND | | |
| 530 FEDERAL GRANTS | 251,318.02- | .00 |
| 171 FEDERAL SCHOOL LUNCH FUND | | |
| 530 FEDERAL GRANTS | 36,990,027.55- | .00 |
| DEPT TOTAL | 155,854,341.08- | 2,805.83- |
| 718 TEXAS MARITIME ACADEMY | | |
| 275 TEXAS MARITIME ACADEMY CURRENT FUND | | |
| 530 FEDERAL GRANTS | 75,000.00- | .00 |
| 737 ANGELO STATE UNIV | | |
| 227 ANGELO STATE UNIV CURRENT FUND | | |
| 530 FEDERAL GRANTS | 8,762.30- | .00 |
| 753 SAM HOUSTON STATE UNIV | | |
| 259 SAM HOUSTON UNIV CURRENT FUND | | |
| 530 FEDERAL GRANTS | 31,607.00- | .00 |
| 781 COORDINATING BOARD COLLEGE & UNIV SYSTEM | | |
| 001 GENERAL REVENUE FUND | | |
| 530 FEDERAL GRANTS | 312,591.23- | .00 |
| 219 FEDERAL HIGHER EDUCATION FUND | | |
| 530 FEDERAL GRANTS | 447,920.00- | .00 |

| | | GROSS RECEIPTS YEAR TO DATE | REFUND RECEIPTS YEAR TO DATE |
|---|--------------|-----------------------------------|------------------------------------|
| 42 FEDERAL GRANTS-PUBLIC EDUCATION | | | |
| DEPT TOTAL | | 760,511.23- | .00 |
| | SOURCE TOTAL | 156,730,221.61- | 2,805.83- |
| 43 FEDERAL GRANTS-OTHER | | | |
| 301 GOVERNOR-EXECUTIVE | | | |
| 001 GENERAL REVENUE FUND | | | |
| 530 FEDERAL GRANTS | | 470,106.77- | .00 |
| 029 TRAFFIC SAFETY FUND | | | |
| 530 FEDERAL GRANTS | | 4,062,744.65- | .00 |
| 127 FEDERAL ECONOMIC OPPORTUNITY FUND | | | |
| 530 FEDERAL GRANTS | | 437,568.00- | 856.76- |
| 134 FEDERAL OLDER AMERICANS FUND | | | |
| 530 FEDERAL GRANTS | | 561,579.83- | .00 |
| 224 GOVERNORS OFFICE FEDERAL PROJECTS FUND | | | |
| 530 FEDERAL GRANTS | | 11,468,713.15- | 20,723.15- |
| DEPT TOTAL | | 17,000,712.40- | 21,579.91- |
| 306 LIBRARY | | | |
| 118 FEDERAL PUBLIC LIBRARY SERVICE FUND | | | |
| 530 FEDERAL GRANTS | | 1,883,000.00- | .00 |
| 318 COMMISSION FOR THE BLIND | | | |
| 141 FEDERAL ADULT BLIND FUND | | | |
| 530 FEDERAL GRANTS | | 6,252,674.00- | .00 |
| 322 EMPLOYMENT COMMISSION | | | |
| 026 UNEMPLOYMENT COMPENSATION ADMIN FUND | | | |
| 530 FEDERAL GRANTS | | 37,023,398.94- | .00 |
| 405 DEPARTMENT OF PUBLIC SAFETY | | | |
| 092 FEDERAL DISASTER FUND | | | |
| 530 FEDERAL GRANTS | | 6,557,764.25- | 48,236.24- |
| 099 OPERATORS & CHAUFFEURS FUND | | | |
| 530 FEDERAL GRANTS | | 102,826.20- | .00 |
| 221 FED CIVIL DEFENSE & DISASTER RELIEF FUND | | | |
| 530 FEDERAL GRANTS | | 525,013.00- | 490.20- |
| 222 DEPT PUBLIC SAFETY FEDERAL FUND | | | |
| 530 FEDERAL GRANTS | | 44,767.63- | .00 |
| DEPT TOTAL | | 7,230,371.08- | 48,726.44- |
| 407 LAW ENFORCEMENT OFFICER STANDARDS & EDUCATION | | | |
| 001 GENERAL REVENUE FUND | | | |
| 530 FEDERAL GRANTS | | 14,447.00- | .00 |
| 551 DEPARTMENT OF AGRICULTURE | | | |
| 023 DEPARTMENT OF AGRICULTURE FUND | | | |
| 530 FEDERAL GRANTS | | 65,905.80- | .00 |
| 552 WATER RIGHTS COMMISSION | | | |
| 158 WATER RIGHTS ADMINISTRATION FUND | | | |
| 530 FEDERAL GRANTS | | 55.43- | .00 |
| 580 WATER DEVELOPMENT BOARD | | | |
| 041 BOARD OF WATER ENGINEERS FUND | | | |
| 530 FEDERAL GRANTS | | 210,416.20- | .00 |
| 123 WATER BOARD PLANNING FUND | | | |
| 530 FEDERAL GRANTS | | 112,552.30- | .00 |

| | GROSS RECEIPTS YEAR TO DATE | REFUND RECEIPTS YEAR TO DATE |
|--|-----------------------------------|------------------------------------|
| 44 FEDERAL GRANTS-OTHERS | | |
| DEPT TOTAL | 322,968.50- | .00 |
| 655 MENTAL HEALTH & MENTAL RETARDATION | | |
| 001 GENERAL REVENUE FUND | | |
| 530 FEDERAL GRANTS | 1,295,853.09- | .00 |
| 659 RIO GRANDE STATE CENTER MMHR | | |
| 001 GENERAL REVENUE FUND | | |
| 530 FEDERAL GRANTS | 387,440.60- | .00 |
| 701 TEXAS EDUCATION AGENCY | | |
| 112 EDUCATION AGENCY OPERATING FUND | | |
| 530 FEDERAL GRANTS | 35,765.49- | .00 |
| 802 PARKS AND WILD LIFE DEPARTMENT | | |
| 009 SPECIAL GAME & FISH FUND | | |
| 530 FEDERAL GRANTS | 2,320,290.20- | .00 |
| 063 LAND & WATER RECREATION & SAFETY FUND | | |
| 530 FEDERAL GRANTS | 60,107.95- | .00 |
| 064 STATE PARKS FUND | | |
| 530 FEDERAL GRANTS | 118.00- | .00 |
| 223 FEDERAL LAND AND WATER CONSERVATION FUND | | |
| 530 FEDERAL GRANTS | 1,162,944.91- | .00 |
| DEPT TOTAL | 3,543,461.06- | .00 |
| 808 HISTORICAL SURVEY COMMITTEE | | |
| 001 GENERAL REVENUE FUND | | |
| 530 FEDERAL GRANTS | 13,584.78- | .00 |
| SOURCE TOTAL | 75,069,638.17- | 70,306.35- |
| 44 GRANTS & DONATIONS-OTHERS | | |
| 301 GOVERNOR-EXECUTIVE | | |
| 001 GENERAL REVENUE FUND | | |
| 540 OTHER DONATIONS AND GRANTS | 31,400.00- | .00 |
| 304 COMPTROLLER OF PUBLIC ACCOUNTS | | |
| 001 GENERAL REVENUE FUND | | |
| 540 OTHER DONATIONS AND GRANTS | 39,385.48- | .00 |
| 306 LIBRARY | | |
| 001 GENERAL REVENUE FUND | | |
| 540 OTHER DONATIONS AND GRANTS | 580.00- | .00 |
| 324 DEPARTMENT OF PUBLIC WELFARE | | |
| 039 COMMODITY DISTRIBUTION FUND | | |
| 531 COUNTY AND CITY GRANTS | 670,073.58- | .00 |
| 117 FEDERAL PUBLIC WELFARE ADMIN FUND | | |
| 540 OTHER DONATIONS AND GRANTS | 8,035.11- | .00 |
| 166 WELFARE ADMINISTRATION OPERATING FUND | | |
| 540 OTHER DONATIONS AND GRANTS | 696,048.77- | .00 |
| 167 WELFARE ASSISTANCE OPERATING FUND | | |
| 540 OTHER DONATIONS AND GRANTS | 3,172.73- | .00 |
| DEPT TOTAL | 1,377,330.19- | .00 |
| 330 COMMISSION FOR REHABILITATION | | |
| 061 COMMISSION FOR REHABILITATION OPERATING FUND | | |
| 531 COUNTY AND CITY GRANTS | 19,898.73- | .00 |

| | GROSS RECEIPTS YEAR TO DATE | REFUND RECEIPTS YEAR TO DATE |
|---|-----------------------------------|------------------------------------|
| 44 GRANTS & DONATIONS-OTHERS | | |
| 407 LAW ENFORCEMENT OFFICER STANDARDS & EDUCATION | | |
| 001 GENERAL REVENUE FUND | | |
| 540 OTHER DONATIONS AND GRANTS | 10,000.00- | .00 |
| 455 RAILROAD COMMISSION | | |
| 155 RAILROAD COMMISSION OPERATING FUND | | |
| 540 OTHER DONATIONS AND GRANTS | 55,967.03- | .00 |
| 501 DEPARTMENT OF HEALTH | | |
| 001 GENERAL REVENUE FUND | | |
| 540 OTHER DONATIONS AND GRANTS | 420.51- | .00 |
| 519 AIR CONTROL BOARD | | |
| 001 GENERAL REVENUE FUND | | |
| 540 OTHER DONATIONS AND GRANTS | 5.00- | .00 |
| 551 DEPARTMENT OF AGRICULTURE | | |
| 001 GENERAL REVENUE FUND | | |
| 540 OTHER DONATIONS AND GRANTS | 84,122.21- | .00 |
| 023 DEPARTMENT OF AGRICULTURE FUND | | |
| 540 OTHER DONATIONS AND GRANTS | 8.00- | .00 |
| DEPT TOTAL | 84,130.21- | .00 |
| 554 TEXAS ANIMAL HEALTH COMMISSION | | |
| 001 GENERAL REVENUE FUND | | |
| 540 OTHER DONATIONS AND GRANTS | 5.00- | .00 |
| 580 WATER DEVELOPMENT BOARD | | |
| 041 BOARD OF WATER ENGINEERS FUND | | |
| 531 COUNTY AND CITY GRANTS | 34,416.00- | .00 |
| 540 OTHER DONATIONS AND GRANTS | 306,706.00- | .00 |
| FUND TOTAL | 341,122.00- | .00 |
| 601 HIGHWAY DEPARTMENT | | |
| 006 STATE HIGHWAY FUND | | |
| 531 COUNTY AND CITY GRANTS | 11,256,224.91- | .00 |
| 540 OTHER DONATIONS AND GRANTS | 203,216.01- | .00 |
| FUND TOTAL | 11,459,440.92- | .00 |
| 668 RICHMOND STATE SCHOOL | | |
| 001 GENERAL REVENUE FUND | | |
| 540 OTHER DONATIONS AND GRANTS | 1,296.75- | .00 |
| 673 SAN ANTONIO STATE CHEST HOSPITAL | | |
| 001 GENERAL REVENUE FUND | | |
| 540 OTHER DONATIONS AND GRANTS | 9,200.00- | 9,200.00- |
| 701 TEXAS EDUCATION AGENCY | | |
| 148 FEDERAL HEALTH EDUCATION & WELFARE FUND | | |
| 540 OTHER DONATIONS AND GRANTS | 2,524.42- | .00 |
| 802 PARKS AND WILD LIFE DEPARTMENT | | |
| 009 SPECIAL GAME & FISH FUND | | |
| 540 OTHER DONATIONS AND GRANTS | 10.00- | .00 |
| 064 STATE PARKS FUND | | |
| 540 OTHER DONATIONS AND GRANTS | .90- | .00 |
| DEPT TOTAL | 10.90- | .00 |
| 808 HISTORICAL SURVEY COMMITTEE | | |
| 001 GENERAL REVENUE FUND | | |
| 540 OTHER DONATIONS AND GRANTS | 5,605.00- | .00 |

| | GROSS RECEIPTS YEAR TO DATE | REFUND RECEIPTS YEAR TO DATE |
|---|-----------------------------------|------------------------------------|
| 44 GRANTS & DONATIONS-OTHERS: | | |
| 816 ADMIRAL NIMITZ MUSEUM: | | |
| 001 GENERAL REVENUE FUND: | | |
| 540 OTHER DONATIONS AND GRANTS | 45,000.00- | .00 |
| SOURCE TOTAL | 13,483,322.14- | 9,200.00- |
| 99 NON-GOVERNMENTAL: | | |
| 101 SENATE: | | |
| 001 GENERAL REVENUE FUND: | | |
| 999 EXPENDITURE REFUNDS APPLIED | 169.74- | .00 |
| 102 HOUSE OF REPRESENTATIVES: | | |
| 001 GENERAL REVENUE FUND: | | |
| 999 EXPENDITURE REFUNDS APPLIED | 1,535.69- | .00 |
| 103 LEGISLATIVE COUNCIL: | | |
| 001 GENERAL REVENUE FUND: | | |
| 625 DEPT TRANS-SALES OF SUPPLIES & SER | 34,671.23- | .00 |
| 999 EXPENDITURE REFUNDS APPLIED | 90.24- | .00 |
| FUND TOTAL | 34,761.47- | .00 |
| 105 LEGISLATIVE REFERENCE LIBRARY: | | |
| 001 GENERAL REVENUE FUND: | | |
| 625 DEPT TRANS-SALES OF SUPPLIES & SER | 100.00- | .00 |
| 999 EXPENDITURE REFUNDS APPLIED | 15.60- | .00 |
| FUND TOTAL | 115.60- | .00 |
| 211 COURT OF CRIMINAL APPEALS: | | |
| 001 GENERAL REVENUE FUND: | | |
| 625 DEPT TRANS-SALES OF SUPPLIES & SER | 29,839.16- | .00 |
| 223 COURT OF CIVIL APPEALS-THIRD DIST: | | |
| 001 GENERAL REVENUE FUND: | | |
| 625 DEPT TRANS-SALES OF SUPPLIES & SER | 75.00- | .00 |
| 241 DISTRICT COURTS COMPTROLLERS JUDICIARY SEC: | | |
| 001 GENERAL REVENUE FUND: | | |
| 999 EXPENDITURE REFUNDS APPLIED | 1,533.65- | .00 |
| 301 GOVERNOR-EXECUTIVE: | | |
| 001 GENERAL REVENUE FUND: | | |
| 625 DEPT TRANS-SALES OF SUPPLIES & SER | 32,579.81- | .00 |
| 626 DEPT TRANS-APPRO & FUND TRANSFERS | 239,674.89 | .00 |
| 999 EXPENDITURE REFUNDS APPLIED | 47.61- | .00 |
| FUND TOTAL | 207,047.47 | .00 |
| 029 TRAFFIC SAFETY FUND: | | |
| 626 DEPT TRANS-APPRO & FUND TRANSFERS | 3,592,614.00- | .00 |
| 127 FEDERAL ECONOMIC OPPORTUNITY FUND: | | |
| 199 REVENUE REFUNDS APPLIED | 856.76- | .00 |
| 999 EXPENDITURE REFUNDS APPLIED | 7.04- | .00 |
| FUND TOTAL | 863.80- | .00 |
| 134 FEDERAL OLDER AMERICANS FUND: | | |
| 626 DEPT TRANS-APPRO & FUND TRANSFERS | 10,000.00- | .00 |
| 224 GOVERNORS OFFICE FEDERAL PROJECTS FUND: | | |
| 199 REVENUE REFUNDS APPLIED | 20,723.15- | .00 |
| 625 DEPT TRANS-SALES OF SUPPLIES & SER | 18,649.62- | .00 |

| | GROSS RECEIPTS YEAR TO DATE | REFUND RECEIPTS YEAR TO DATE |
|--|-----------------------------------|------------------------------------|
| 99 NON-GOVERNMENTAL | | |
| 626 DEPT TRANS-APPRO & FUND TRANSFERS | 236,574.89- | .00 |
| 640 OTHER NON-GOVERNMENTAL RECEIPTS | 3,799.76- | .00 |
| 999 EXPENDITURE REFUNDS APPLIED | 302,507.71- | .00 |
| FUND TOTAL | 582,255.13- | .00 |
| DEPT TOTAL | 3,978,685.46- | .00 |
| 302 ATTORNEY GENERAL | | |
| 001 GENERAL REVENUE FUND | | |
| 625 DEPT TRANS-SALES OF SUPPLIES & SER | 834.00- | .00 |
| 999 EXPENDITURE REFUNDS APPLIED | 30.00- | .00 |
| FUND TOTAL | 864.00- | .00 |
| 072 ATTORNEY GENERAL OPERATING FUND | | |
| 625 DEPT TRANS-SALES OF SUPPLIES & SER | 38,365.64- | .00 |
| 626 DEPT TRANS-APPRO & FUND TRANSFERS | 562,868.33- | .00 |
| 630 OPERATION FUND TRANSFERS | 283,600.00- | .00 |
| FUND TOTAL | 884,833.97- | .00 |
| DEPT TOTAL | 885,697.97- | .00 |
| 303 BOARD OF CONTROL | | |
| 001 GENERAL REVENUE FUND | | |
| 624 DEPARTMENTAL TRANSFER-CENTREX TELE SERVICE | 1,524,058.92- | .00 |
| 625 DEPT TRANS-SALES OF SUPPLIES & SER | 306,300.38- | .00 |
| 626 DEPT TRANS-APPRO & FUND TRANSFERS | 68,587.67- | .00 |
| 999 EXPENDITURE REFUNDS APPLIED | 34,878.81- | .00 |
| FUND TOTAL | 1,933,825.78- | .00 |
| 053 SCHOOL BUS REVOLVING FUND | | |
| 640 OTHER NON-GOVERNMENTAL RECEIPTS | 7,067,546.55- | .00 |
| DEPT TOTAL | 9,001,372.33- | .00 |
| 304 COMPTROLLER OF PUBLIC ACCOUNTS | | |
| 001 GENERAL REVENUE FUND | | |
| 199 REVENUE REFUNDS APPLIED | 3,029,320.79- | .00 |
| 620 UNEXPENDED BALANCES | 405,882.99- | .00 |
| 621 SERVICE CHARGES | 699,324.00- | .00 |
| 626 DEPT TRANS-APPRO & FUND TRANSFERS | 388,020.00 | .00 |
| 650 UNAPPROPRIATED FROM FUND 120 | 180,778,804.84- | .00 |
| 654 EXCESS PRIORITY ALLOCATION FROM FD 120 | 33,538,251.53- | .00 |
| 660 COIN MACHINE ALLOCATION FROM FUND 120 | 25,000.00- | .00 |
| FUND TOTAL | 218,088,564.15- | .00 |
| 005 CONFEDERATE PENSION FUND | | |
| 620 UNEXPENDED BALANCES | 3,161,016.39 | .00 |
| 060 HIGHWAY MOTOR FUEL TAX FUND | | |
| 199 REVENUE REFUNDS APPLIED | 7,568,155.71- | .00 |
| 062 COMPTROLLERS OPERATING FUND | | |
| 620 UNEXPENDED BALANCES | 525,230.66 | .00 |
| 625 DEPT TRANS-SALES OF SUPPLIES & SER | 3,796.96- | .00 |
| 626 DEPT TRANS-APPRO & FUND TRANSFERS | 388,020.00- | .00 |
| 630 OPERATION FUND TRANSFERS | 8,217,803.38- | .00 |
| 650 UNAPPROPRIATED FROM FUND 120 | 50,000.00- | .00 |
| 651 CRUDE OIL ENFORCEMENT FROM FUND 120 | 953,921.94- | .00 |

| | GROSS RECEIPTS YEAR TO DATE | REFUND RECEIPTS YEAR TO DATE |
|--|-----------------------------------|------------------------------------|
| 99 NON-GOVERNMENTAL | | |
| 652 NATURAL GAS ENFORCEMENT FROM FUND 120 | 530,101.16- | .00 |
| 655 UNAPPROPRIATED FROM FUND 060 | 3,317,677.87- | .00 |
| 656 REFUND FILING FEES FROM FUND 060 | 31,128.50- | .00 |
| 661 CIGARETTE TAX ENFORCEMENT FROM FUND 120 | 886,500.87- | .00 |
| 999 EXPENDITURE REFUNDS APPLIED | 804.43- | .00 |
| FUND TOTAL | 13,854,524.45- | .00 |
| 120 OMNIBUS TAX CLEARANCE FUND | | |
| 199 REVENUE REFUNDS APPLIED | 571,413.51- | .00 |
| 186 COLLEGE BUILDING FUND 1948-1957 | | |
| 626 DEPT TRANS-APPRO & FUND TRANSFERS | 11,418.02 | .00 |
| 300 COLLEGE BUILDING FUND 1958-1967 | | |
| 626 DEPT TRANS-APPRO & FUND TRANSFERS | 52,103.66 | .00 |
| 389 COLLEGE BUILDING FUND 1966-1977 | | |
| 626 DEPT TRANS-APPRO & FUND TRANSFERS | 14,872,931.18 | .00 |
| DEPT TOTAL | 221,985,188.57- | .00 |
| 305 GENERAL LAND OFFICE | | |
| 001 GENERAL REVENUE FUND | | |
| 625 DEPT TRANS-SALES OF SUPPLIES & SER | 4.00- | .00 |
| 999 EXPENDITURE REFUNDS APPLIED | 23.33- | .00 |
| FUND TOTAL | 27.33- | .00 |
| 306 LIBRARY | | |
| 118 FEDERAL PUBLIC LIBRARY SERVICE FUND | | |
| 999 EXPENDITURE REFUNDS APPLIED | 99.10- | .00 |
| 308 AUDITOR | | |
| 001 GENERAL REVENUE FUND | | |
| 621 SERVICE CHARGES | 128,504.04- | .00 |
| 309 BUILDING COMMISSION | | |
| 007 STATE BUILDING FUND | | |
| 607 SALE / REDEMP OF INV; U S GOV SECURITIES | 3,300,000.00- | .00 |
| 620 UNEXPENDED BALANCES | 3,161,016.39- | .00 |
| 621 SERVICE CHARGES | 1,455.90 | .00 |
| 625 DEPT TRANS-SALES OF SUPPLIES & SER | 816,801.92- | .00 |
| 626 DEPT TRANS-APPRO & FUND TRANSFERS | 800.00 | .00 |
| 627 AMORTIZATION PREMIUMS & DISCOUNT-PURCHASED | 101,313.94- | .00 |
| 999 EXPENDITURE REFUNDS APPLIED | 119.75- | .00 |
| FUND TOTAL | 7,376,996.10- | .00 |
| 012 BUILDING CONSTRUCTION PLANNING FUND | | |
| 626 DEPT TRANS-APPRO & FUND TRANSFERS | 66,653.00- | .00 |
| DEPT TOTAL | 7,443,649.10- | .00 |
| 310 TREASURER | | |
| 001 GENERAL REVENUE FUND | | |
| 620 UNEXPENDED BALANCES | 24,443.64- | .00 |
| 015 AVAILABLE LUNATIC ASYLUM FUND | | |
| 620 UNEXPENDED BALANCES | 6,498.41 | .00 |
| 016 AVAILABLE DEAF & DUMB INSTITUTE FUND | | |
| 620 UNEXPENDED BALANCES | 7,107.89 | .00 |
| 017 AVAILABLE BLIND INSTITUTE FUND | | |
| 620 UNEXPENDED BALANCES | 7,534.54 | .00 |

| | GROSS RECEIPTS YEAR TO DATE | REFUND RECEIPTS YEAR TO DATE |
|--|-----------------------------|------------------------------|
| 99 NON-GOVERNMENTAL | | |
| 018 AVAILABLE ORPHANS HOME FUND | | |
| 620 UNEXPENDED BALANCES | | |
| 152 ESCHEAT EXPENSE & REINBURSEMENT FD | | |
| 199 REVENUE REFUNDS APPLIED | 3,302.80 | .00 |
| DEPT TOTAL | 5,537.22- | .00 |
| 312 SECURITIES BOARD | | |
| 001 GENERAL REVENUE FUND | | |
| 625 DEPT TRANS-SALES OF SUPPLIES & SER | 145.92- | .00 |
| 999 EXPENDITURE REFUNDS APPLIED | 4.07- | .00 |
| FUND TOTAL | 149.99- | .00 |
| 316 BOARD OF COUNTY & DISTRICT ROAD INDEBTEDNESS | | |
| 057 COUNTY & ROAD DISTRICT HIGHWAY FUND | | |
| 621 SERVICE CHARGES | 8,711.64 | .00 |
| 626 DEPT TRANS-APPRO & FUND TRANSFERS | 14,722.18 | .00 |
| 640 OTHER NON-GOVERNMENTAL RECEIPTS | 11,513,582.35- | .00 |
| 655 UNAPPROPRIATED FROM FUND 060 | 7,300,000.00- | .00 |
| FUND TOTAL | 18,790,148.53- | .00 |
| 318 COMMISSION FOR THE BLIND | | |
| 001 GENERAL REVENUE FUND | | |
| 625 DEPT TRANS-SALES OF SUPPLIES & SER | 934.11- | .00 |
| 626 DEPT TRANS-APPRO & FUND TRANSFERS | 400.56- | .00 |
| 999 EXPENDITURE REFUNDS APPLIED | 3,832.13- | .00 |
| FUND TOTAL | 5,166.80- | .00 |
| 141 FEDERAL ADULT BLIND FUND | | |
| 621 SERVICE CHARGES | 23,608.00 | .00 |
| 625 DEPT TRANS-SALES OF SUPPLIES & SER | 85,299.60- | .00 |
| 626 DEPT TRANS-APPRO & FUND TRANSFERS | 13,780.56 | .00 |
| 999 EXPENDITURE REFUNDS APPLIED | 15,550.03- | .00 |
| FUND TOTAL | 63,461.07- | .00 |
| DEPT TOTAL | 68,627.87- | .00 |
| 322 EMPLOYMENT COMMISSION | | |
| 026 UNEMPLOYMENT COMPENSATION ADMIN FUND | | |
| 621 SERVICE CHARGES | 357,445.28 | .00 |
| 625 DEPT TRANS-SALES OF SUPPLIES & SER | 243,130.85- | .00 |
| 640 OTHER NON-GOVERNMENTAL RECEIPTS | 7,074.76- | .00 |
| 999 EXPENDITURE REFUNDS APPLIED | 1,787.74- | .00 |
| FUND TOTAL | 105,451.93 | .00 |
| 165 UNEMPLOYMENT COMPENSATION ADMIN FUND | | |
| 199 REVENUE REFUNDS APPLIED | 4,431.19- | .00 |
| 621 SERVICE CHARGES | 357,445.28- | .00 |
| FUND TOTAL | 361,876.47- | .00 |
| DEPT TOTAL | 256,424.54- | .00 |
| 324 DEPARTMENT OF PUBLIC WELFARE | | |
| 001 GENERAL REVENUE FUND | | |
| 620 UNEXPENDED BALANCES | 27,557.52- | .00 |
| 626 DEPT TRANS-APPRO & FUND TRANSFERS | 1,041,324.51 | .00 |
| 999 EXPENDITURE REFUNDS APPLIED | 945.82- | .00 |

| | GROSS RECEIPTS YEAR TO DATE | REFUND RECEIPTS YEAR TO DATE |
|---|-----------------------------------|------------------------------------|
| 99 NON-GOVERNMENTAL | | |
| FUND TOTAL | 1,012,821.17 | .00 |
| 006 STATE HIGHWAY FUND | | |
| 999 EXPENDITURE REFUNDS APPLIED | 3,736.06- | .00 |
| 027 OLD AGE ASSISTANCE FUND | | |
| 626 DEPT TRANS-APPRO & FUND TRANSFERS | 50,000,000.00 | .00 |
| 650 UNAPPROPRIATED FROM FUND 120 | 50,000,000.00- | .00 |
| FUND TOTAL | .00 | .00 |
| 037 FEDERAL CHILD WELFARE SERVICE FUND | | |
| 626 DEPT TRANS-APPRO & FUND TRANSFERS | 7,560.46 | .00 |
| 039 COMMODITY DISTRIBUTION FUND | | |
| 199 REVENUE REFUNDS APPLIED | 376,199.47- | .00 |
| 625 DEPT TRANS-SALES OF SUPPLIES & SER | 13,193.58- | .00 |
| 626 DEPT TRANS-APPRO & FUND TRANSFERS | 2,793.95 | .00 |
| 999 EXPENDITURE REFUNDS APPLIED | 24.00- | .00 |
| FUND TOTAL | 386,623.10- | .00 |
| 101 STATE DISABLED ASSISTANCE FUND | | |
| 626 DEPT TRANS-APPRO & FUND TRANSFERS | 5,500,000.00 | .00 |
| 650 UNAPPROPRIATED FROM FUND 120 | 5,500,000.00- | .00 |
| FUND TOTAL | .00 | .00 |
| 117 FEDERAL PUBLIC WELFARE ADMIN FUND | | |
| 626 DEPT TRANS-APPRO & FUND TRANSFERS | 476,044,045.34 | .00 |
| 121 BLIND ASSISTANCE FUND | | |
| 626 DEPT TRANS-APPRO & FUND TRANSFERS | 1,400,000.00 | .00 |
| 650 UNAPPROPRIATED FROM FUND 120 | 1,400,000.00- | .00 |
| FUND TOTAL | .00 | .00 |
| 122 CHILDREN ASSISTANCE FUND | | |
| 626 DEPT TRANS-APPRO & FUND TRANSFERS | 21,100,000.00 | .00 |
| 650 UNAPPROPRIATED FROM FUND 120 | 21,100,000.00- | .00 |
| FUND TOTAL | .00 | .00 |
| 149 MEDICAL ASSISTANCE FUND | | |
| 626 DEPT TRANS-APPRO & FUND TRANSFERS | 91,221,074.95 | .00 |
| 650 UNAPPROPRIATED FROM FUND 120 | 91,221,002.00- | .00 |
| FUND TOTAL | 72.95 | .00 |
| 166 WELFARE ADMINISTRATION OPERATING FUND | | |
| 199 REVENUE REFUNDS APPLIED | 34.50- | .00 |
| 620 UNEXPENDED BALANCES | 21,486.34 | .00 |
| 625 DEPT TRANS-SALES OF SUPPLIES & SER | 134,134.08- | .00 |
| 626 DEPT TRANS-APPRO & FUND TRANSFERS | 30,275,825.67- | .00 |
| 630 OPERATION FUND TRANSFERS | 6,678,299.00- | .00 |
| 650 UNAPPROPRIATED FROM FUND 120 | 625,708.00- | .00 |
| 999 EXPENDITURE REFUNDS APPLIED | 24,820.80- | .00 |
| FUND TOTAL | 37,717,335.71- | .00 |
| 167 WELFARE ASSISTANCE OPERATING FUND | | |
| 620 UNEXPENDED BALANCES | 6,071.18 | .00 |
| 626 DEPT TRANS-APPRO & FUND TRANSFERS | 344,329,585.01- | .00 |
| 999 EXPENDITURE REFUNDS APPLIED | 5,678,630.58- | .00 |
| FUND TOTAL | 350,002,144.41- | .00 |

| | GROSS RECEIPTS YEAR TO DATE | REFUND RECEIPTS YEAR TO DATE |
|---|-----------------------------------|------------------------------------|
| 99 NON-GOVERNMENTAL | | |
| 168 WELFARE ASSISTANCE FUND | | |
| 626 DEPT TRANS-APPRO & FUND TRANSFERS | 271,675,567.72- | .00 |
| 999 EXPENDITURE REFUNDS APPLIED | 6,808,113.31- | .00 |
| FUND TOTAL | 278,483,681.03- | .00 |
| DEPT TOTAL | 189,529,020.39- | .00 |
| 327 EMPLOYEES RETIREMENT SYSTEM | | |
| 001 GENERAL REVENUE FUND | | |
| 199 REVENUE REFUNDS APPLIED | 8,550.01- | .00 |
| 999 EXPENDITURE REFUNDS APPLIED | 95,688.36- | .00 |
| FUND TOTAL | 104,238.37- | .00 |
| 006 STATE HIGHWAY FUND | | |
| 999 EXPENDITURE REFUNDS APPLIED | 122,703.98- | .00 |
| 007 STATE BUILDING FUND | | |
| 999 EXPENDITURE REFUNDS APPLIED | 372.46- | .00 |
| 009 SPECIAL GAME & FISH FUND | | |
| 999 EXPENDITURE REFUNDS APPLIED | 472.25- | .00 |
| 019 VITAL STATISTICS FUND | | |
| 999 EXPENDITURE REFUNDS APPLIED | 7,825.89- | .00 |
| 023 DEPARTMENT OF AGRICULTURE FUND | | |
| 999 EXPENDITURE REFUNDS APPLIED | 1,568.40- | .00 |
| 029 TRAFFIC SAFETY FUND | | |
| 999 EXPENDITURE REFUNDS APPLIED | 7.65- | .00 |
| 033 SANITARIANS REGISTRATION AND LICENSE FUND | | |
| 999 EXPENDITURE REFUNDS APPLIED | 119.63- | .00 |
| 034 OPTOMETRY FUND | | |
| 999 EXPENDITURE REFUNDS APPLIED | 8.50- | .00 |
| 035 VETERINARY FUND | | |
| 999 EXPENDITURE REFUNDS APPLIED | 431.46- | .00 |
| 036 INSURANCE COMMISSION OPERATING FUND | | |
| 999 EXPENDITURE REFUNDS APPLIED | 316.87- | .00 |
| 039 COMMODITY DISTRIBUTION FUND | | |
| 999 EXPENDITURE REFUNDS APPLIED | 1,723.49- | .00 |
| 040 BARBER EXAMINERS FUND | | |
| 999 EXPENDITURE REFUNDS APPLIED | 934.70- | .00 |
| 052 VETERANS LAND BOARD FUND | | |
| 999 EXPENDITURE REFUNDS APPLIED | 1,330.00- | .00 |
| 055 MEDICAL REGISTRATION FUND | | |
| 999 EXPENDITURE REFUNDS APPLIED | 406.09- | .00 |
| 056 PROFESSIONAL ENGINEERS FUND | | |
| 999 EXPENDITURE REFUNDS APPLIED | 131.02- | .00 |
| 057 COUNTY & ROAD DISTRICT HIGHWAY FUND | | |
| 999 EXPENDITURE REFUNDS APPLIED | 533.57- | .00 |
| 059 SPECIAL BOAT FUND | | |
| 999 EXPENDITURE REFUNDS APPLIED | 444.74- | .00 |
| 063 LAND & WATER RECREATION & SAFETY FUND | | |
| 999 EXPENDITURE REFUNDS APPLIED | 307.84- | .00 |
| 065 LAND OFFICE SALE FEE FUND | | |
| 999 EXPENDITURE REFUNDS APPLIED | 701.43- | .00 |

| | GROSS RECEIPTS YEAR TO DATE- | REFUND RECEIPTS YEAR TO DATE |
|--|------------------------------------|------------------------------------|
| 072 ATTORNEY GENERAL OPERATING FUND 999 EXPENDITURE REFUNDS APPLIED | 5,139.14- | .00- |
| 075 REGISTERED PUBLIC SURVEYORS FUND 999 EXPENDITURE REFUNDS APPLIED | 313.87- | .00- |
| 080 LAND OFFICE PERMIT FEE FUND 999 EXPENDITURE REFUNDS APPLIED | 5.00- | .00- |
| 085 INSURANCE AGENTS LICENSE FUND 999 EXPENDITURE REFUNDS APPLIED | 1.00- | .00- |
| 086 DENTAL REGISTRATION FUND 999 EXPENDITURE REFUNDS APPLIED | 275.96- | .00- |
| 088 BOARD OF COSMETOLOGISTS FUND 999 EXPENDITURE REFUNDS APPLIED | 1,541.60- | .00- |
| 094 WORKMENS COMPENSATION FUND 999 EXPENDITURE REFUNDS APPLIED | 14,101.52- | .00- |
| 097 LIQUOR ACT ENFORCEMENT FUND 999 EXPENDITURE REFUNDS APPLIED | 1,690.69- | .00- |
| 099 OPERATORS & CHAUFFEURS FUND 999 EXPENDITURE REFUNDS APPLIED | 52,186.59- | .00- |
| 100 TREASURY FISCAL AGENCY FUND 999 EXPENDITURE REFUNDS APPLIED | 577.80- | .00- |
| 102 AIR CONTROL BOARD SPECIAL FUND 999 EXPENDITURE REFUNDS APPLIED | 62.50- | .00- |
| 109 ARCHITECTS REGISTRATION FUND 999 EXPENDITURE REFUNDS APPLIED | 92.29- | .00- |
| 114 REAL ESTATE LICENSE FUND 999 EXPENDITURE REFUNDS APPLIED | 2,150.65- | .00- |
| 118 FEDERAL PUBLIC LIBRARY SERVICE FUND 999 EXPENDITURE REFUNDS APPLIED | 1,756.25- | .00- |
| 129 HOSPITAL LICENSING FUND 999 EXPENDITURE REFUNDS APPLIED | 406.36- | .00- |
| 134 FEDERAL OLDER AMERICANS FUND 999 EXPENDITURE REFUNDS APPLIED | 88.40- | .00- |
| 140 CHIROPRACTIC EXAMINERS FUND 999 EXPENDITURE REFUNDS APPLIED | 324.56- | .00- |
| 141 FEDERAL ADULT BLIND FUND 999 EXPENDITURE REFUNDS APPLIED | 718.20- | .00- |
| 150 AIRCRAFT FUEL TAX FUND 999 EXPENDITURE REFUNDS APPLIED | 158.60- | .00- |
| 152 ESCHEAT EXPENSE & REIMBURSEMENT FD 999 EXPENDITURE REFUNDS APPLIED | 849.85- | .00- |
| 153 WATER QUALITY FUND 999 EXPENDITURE REFUNDS APPLIED | 84.00- | .00- |
| 155 RAILROAD COMMISSION OPERATING FUND 999 EXPENDITURE REFUNDS APPLIED | 2,074.52- | .00- |
| 156 INDUSTRIAL REVOLVING FUND 999 EXPENDITURE REFUNDS APPLIED | 522.80- | .00- |
| 164 CONSERVATORS EXPENSE FUND 999 EXPENDITURE REFUNDS APPLIED | 560.00- | .00- |

| | GROSS RECEIPTS YEAR TO DATE | REFUND RECEIPTS YEAR TO DATE |
|--|-----------------------------------|------------------------------------|
| 99 NON-GOVERNMENTAL | | |
| 166 WELFARE ADMINISTRATION OPERATING FUND | | |
| 999 EXPENDITURE REFUNDS APPLIED | 13,122.75- | .00 |
| 220 BASIC SCIENCE EXAMINATION FUND | | |
| 999 EXPENDITURE REFUNDS APPLIED | 574.15- | .00 |
| 222 DEPT PUBLIC SAFETY FEDERAL FUND | | |
| 999 EXPENDITURE REFUNDS APPLIED | 66.62- | .00 |
| 223 FEDERAL LAND AND WATER CONSERVATION FUND | | |
| 999 EXPENDITURE REFUNDS APPLIED | 54.40- | .00 |
| 224 GOVERNORS OFFICE FEDERAL PROJECTS FUND | | |
| 999 EXPENDITURE REFUNDS APPLIED | 336.36- | .00 |
| 266 VOCATIONAL NURSE EXAMINERS FUND | | |
| 999 EXPENDITURE REFUNDS APPLIED | 101.72- | .00 |
| 272 BOARD OF CORRECTIONS MINERAL FUND | | |
| 999 EXPENDITURE REFUNDS APPLIED | 338.20- | .00 |
| 273 FEDERAL HEALTH FUND | | |
| 999 EXPENDITURE REFUNDS APPLIED | 5,918.80- | .00 |
| DEPT TOTAL | 350,773.49- | .00 |
| 328 VETERANS LAND BOARD | | |
| 052 VETERANS LAND BOARD FUND | | |
| 626 DEPT TRANS-APPRO & FUND TRANSFERS | 1,200.00 | .00 |
| 190 VETERANS LAND FUND DIVISION A | | |
| 607 SALE / REDEMP OF INV; U S GOV SECURITIES | 1,848,000.00- | .00 |
| 617 REPAYMENT OF PRINCIPAL-VETERANS LAND NOTES | 656,718.60- | .00 |
| 626 DEPT TRANS-APPRO & FUND TRANSFERS | 965,000.00 | .00 |
| 627 AMORTIZATION PREMIUMS & DISCOUNT-PURCHASED | 59,606.88- | .00 |
| FUND TOTAL | 1,599,325.48- | .00 |
| 276 VET LAND FUND DIVISION B | | |
| 607 SALE / REDEMP OF INV; U S GOV SECURITIES | 10,196,000.00- | .00 |
| 617 REPAYMENT OF PRINCIPAL-VETERANS LAND NOTES | 2,654,862.12- | .00 |
| 626 DEPT TRANS-APPRO & FUND TRANSFERS | 1,226,529.89- | .00 |
| 627 AMORTIZATION PREMIUMS & DISCOUNT-PURCHASED | 441,287.93- | .00 |
| FUND TOTAL | 14,518,679.94- | .00 |
| 278 VETERANS BOND FUND DIV A RES SER 1949 | | |
| 607 SALE / REDEMP OF INV; U S GOV SECURITIES | 100,000.00- | .00 |
| 626 DEPT TRANS-APPRO & FUND TRANSFERS | 4,942.26 | .00 |
| FUND TOTAL | 95,057.74- | .00 |
| 279 VETERANS BOND FUND DIV A RES SER 1950 | | |
| 607 SALE / REDEMP OF INV; U S GOV SECURITIES | 200,000.00- | .00 |
| 626 DEPT TRANS-APPRO & FUND TRANSFERS | 13,457.20 | .00 |
| FUND TOTAL | 186,542.80- | .00 |
| 280 VETERANS BOND FUND DIV A RES SER 1950 A | | |
| 607 SALE / REDEMP OF INV; U S GOV SECURITIES | 800,000.00- | .00 |
| 626 DEPT TRANS-APPRO & FUND TRANSFERS | 53,828.80 | .00 |
| FUND TOTAL | 746,171.20- | .00 |
| 281 VET BD FUND DIV B RES SER 1951 | | |
| 607 SALE / REDEMP OF INV; U S GOV SECURITIES | 200,000.00- | .00 |
| 626 DEPT TRANS-APPRO & FUND TRANSFERS | 41,611.41 | .00 |

| | GROSS RECEIPTS YEAR TO DATE | REFUND RECEIPTS YEAR TO DATE |
|--|-----------------------------------|------------------------------------|
| ON-F. 99: NON-GOVERNMENTAL | | |
| 627 AMORTIZATION PREMIUMS & DISCOUNT-PURCHASED | 11,350.38- | .00 |
| FUND TOTAL | 169,738.97- | .00 |
| 282 VET BD FUND DIV B RES SER 1952 | | |
| 607 SALE / REDEMP OF INV; U S GOV SECURITIES | 100,000.00- | .00 |
| 626 DEPT TRANS-APPRO & FUND TRANSFERS | 20,805.71 | .00 |
| 627 AMORTIZATION PREMIUMS & DISCOUNT-PURCHASED | 7,567.00- | .00 |
| FUND TOTAL | 86,761.29- | .00 |
| 283 VET BD FUND DIV B RES SER 1953 | | |
| 607 SALE / REDEMP OF INV; U S GOV SECURITIES | 100,000.00- | .00 |
| 626 DEPT TRANS-APPRO & FUND TRANSFERS | 20,805.71 | .00 |
| 627 AMORTIZATION PREMIUMS & DISCOUNT-PURCHASED | 12,593.28- | .00 |
| FUND TOTAL | 91,787.57- | .00 |
| 284 VET BD FUND DIV B RES SER 1953A | | |
| 607 SALE / REDEMP OF INV; U S GOV SECURITIES | 111,000.00- | .00 |
| 626 DEPT TRANS-APPRO & FUND TRANSFERS | 23,094.33 | .00 |
| 627 AMORTIZATION PREMIUMS & DISCOUNT-PURCHASED | 8,192.69- | .00 |
| FUND TOTAL | 96,098.36- | .00 |
| 288 VET BD FUND DIV B RES SER 1954 | | |
| 607 SALE / REDEMP OF INV; U S GOV SECURITIES | 300,500.00- | .00 |
| 626 DEPT TRANS-APPRO & FUND TRANSFERS | 62,178.76 | .00 |
| 627 AMORTIZATION PREMIUMS & DISCOUNT-PURCHASED | 18,819.89- | .00 |
| FUND TOTAL | 257,141.13- | .00 |
| 292 VET BD FUND DIV B RES SER 1954A | | |
| 607 SALE / REDEMP OF INV; U S GOV SECURITIES | 100,000.00- | .00 |
| 626 DEPT TRANS-APPRO & FUND TRANSFERS | 20,805.71 | .00 |
| 627 AMORTIZATION PREMIUMS & DISCOUNT-PURCHASED | 3,835.82- | .00 |
| FUND TOTAL | 83,030.11- | .00 |
| 375 VET LAND FUND DIVISION C | | |
| 443 OTHER RENTALS LEASES AND EASEMENTS | 900.00- | .00 |
| 607 SALE / REDEMP OF INV; U S GOV SECURITIES | 8,803,000.00- | .00 |
| 617 REPAYMENT OF PRINCIPAL-VETERANS LAND NOTES | 4,236,603.16- | .00 |
| 626 DEPT TRANS-APPRO & FUND TRANSFERS | 5,932.00 | .00 |
| 627 AMORTIZATION PREMIUMS & DISCOUNT-PURCHASED | 403,859.89- | .00 |
| FUND TOTAL | 13,438,431.05- | .00 |
| 376 VET BD FUND DIV C RES SER 1957 | | |
| 627 AMORTIZATION PREMIUMS & DISCOUNT-PURCHASED | 10,052.58- | .00 |
| 378 VET BD FUND DIV C RES SER 1958 | | |
| 627 AMORTIZATION PREMIUMS & DISCOUNT-PURCHASED | 26,511.60- | .00 |
| 382 VET BD FD DIV C RES SER 1961 | | |
| 627 AMORTIZATION PREMIUMS & DISCOUNT-PURCHASED | 39,486.13- | .00 |
| 384 VET BD FD DIV C RES SER 1961A | | |
| 627 AMORTIZATION PREMIUMS & DISCOUNT-PURCHASED | 78,584.56- | .00 |
| 386 VET BD FD DIV C RES SER 1961B | | |
| 626 DEPT TRANS-APPRO & FUND TRANSFERS | 5,932.00- | .00 |
| 627 AMORTIZATION PREMIUMS & DISCOUNT-PURCHASED | 128,588.23- | .00 |
| FUND TOTAL | 134,520.23- | .00 |
| 410 VETERANS LAND FUND DIV D SERIES 1968 | | |
| 607 SALE / REDEMP OF INV; U S GOV SECURITIES | 2,110,000.00- | .00 |

| | GROSS RECEIPTS YEAR TO DATE | REFUND RECEIPTS YEAR TO DATE |
|--|-----------------------------------|------------------------------------|
| 99 NON-GOVERNMENTAL | | |
| 617 REPAYMENT OF PRINCIPAL-VETERANS LAND NOTES | 901,929.41- | .00 |
| 626 DEPT TRANS-APPRO & FUND TRANSFERS | 185,182.76 | .00 |
| 627 AMORTIZATION PREMIUMS & DISCOUNT-PURCHASED | 13,276.00- | .00 |
| FUND TOTAL | 2,840,022.65- | .00 |
| 411 VETERANS BOND FUND DIV D RES SERIES 1968 | | |
| 607 SALE / REDEMP OF INV; U S GOV SECURITIES | 120,000.00- | .00 |
| 626 DEPT TRANS-APPRO & FUND TRANSFERS | 185,182.76- | .00 |
| 627 AMORTIZATION PREMIUMS & DISCOUNT-PURCHASED | 2,747.59- | .00 |
| FUND TOTAL | 307,930.35- | .00 |
| 413 VETERANS LAND FUND DIV D SERIES 1968A | | |
| 607 SALE / REDEMP OF INV; U S GOV SECURITIES | 1,050,000.00- | .00 |
| 617 REPAYMENT OF PRINCIPAL-VETERANS LAND NOTES | 656,908.50- | .00 |
| 627 AMORTIZATION PREMIUMS & DISCOUNT-PURCHASED | 3,090.73- | .00 |
| FUND TOTAL | 1,709,999.23- | .00 |
| 414 VETERANS BOND FUND DIV D RES SERIES 1968A | | |
| 607 SALE / REDEMP OF INV; U S GOV SECURITIES | 8,315.22 | .00 |
| 415 VETERANS LAND BOND DIV D SER 1971 | | |
| 600 SALE OF STATE BONDS ISSUED | 25,000,000.00- | .00 |
| 607 SALE / REDEMP OF INV; U S GOV SECURITIES | 15,000,000.00- | .00 |
| 617 REPAYMENT OF PRINCIPAL-VETERANS LAND NOTES | 1,183,840.87- | .00 |
| 626 DEPT TRANS-APPRO & FUND TRANSFERS | 177,666.13 | .00 |
| 627 AMORTIZATION PREMIUMS & DISCOUNT-PURCHASED | 222,066.37- | .00 |
| 999 EXPENDITURE REFUNDS APPLIED | 110.00- | .00 |
| FUND TOTAL | 41,228,351.11- | .00 |
| 416 VET LAND BOND DIV D RES SER 1971 | | |
| 626 DEPT TRANS-APPRO & FUND TRANSFERS | 177,666.13- | .00 |
| 627 AMORTIZATION PREMIUMS & DISCOUNT-PURCHASED | 679.68- | .00 |
| FUND TOTAL | 178,345.81- | .00 |
| 417 VETERANS LAND BOND DIV D SER 1971A | | |
| 600 SALE OF STATE BONDS ISSUED | 23,500,000.00- | .00 |
| 607 SALE / REDEMP OF INV; U S GOV SECURITIES | 1,200,000.00- | .00 |
| 617 REPAYMENT OF PRINCIPAL-VETERANS LAND NOTES | 450,384.88- | .00 |
| 626 DEPT TRANS-APPRO & FUND TRANSFERS | 84,190.26 | .00 |
| 627 AMORTIZATION PREMIUMS & DISCOUNT-PURCHASED | 16,767.93 | .00 |
| FUND TOTAL | 25,049,426.69- | .00 |
| 418 VET LAND BOND DIV D RES SER 1971A | | |
| 626 DEPT TRANS-APPRO & FUND TRANSFERS | 84,190.26- | .00 |
| DEPT TOTAL | 103,046,671.60- | .00 |
| 329 REAL ESTATE COMMISSION | | |
| 001 GENERAL REVENUE FUND | | |
| 620 UNEXPENDED BALANCES | 85,000.00- | .00 |
| 114 REAL ESTATE LICENSE FUND | | |
| 620 UNEXPENDED BALANCES | 85,000.00 | .00 |
| 621 SERVICE CHARGES | 864.73 | .00 |
| 625 DEPT TRANS-SALES OF SUPPLIES & SER | 14.07- | .00 |
| 626 DEPT TRANS-APPRO & FUND TRANSFERS | 675.00 | .00 |
| 999 EXPENDITURE REFUNDS APPLIED | 20.86- | .00 |

| | GROSS RECEIPTS YEAR TO DATE | REFUND RECEIPTS YEAR TO DATE |
|---|-----------------------------|------------------------------|
| IN-01-99 NON-GOVERNMENTAL ASSISTANCE | | |
| FUND TOTAL | 86,504.80 | .00 |
| DEPT TOTAL | 1,504.80 | .00 |
| 330 COMMISSION FOR REHABILITATION | | |
| 061 COMMISSION FOR REHABILITATION OPERATING FUND | | |
| 625 DEPT TRANS-SALES OF SUPPLIES & SER | 427,669.37 | .00 |
| 626 DEPT TRANS-APPRO & FUND TRANSFERS | 5,400.00 | .00 |
| 999 EXPENDITURE REFUNDS APPLIED | 163,271.52 | .00 |
| FUND TOTAL | 585,540.89 | .00 |
| 401 ADJUTANT GENERAL | | |
| 001 GENERAL REVENUE FUND | | |
| 999 EXPENDITURE REFUNDS APPLIED | 7,956.91 | .00 |
| 405 DEPARTMENT OF PUBLIC SAFETY | | |
| 006 STATE HIGHWAY FUND | | |
| 625 DEPT TRANS-SALES OF SUPPLIES & SER | 145,615.37 | .00 |
| 092 FEDERAL DISASTER FUND | | |
| 199 REVENUE REFUNDS APPLIED | 48,236.24 | .00 |
| 999 EXPENDITURE REFUNDS APPLIED | 3,236.24 | .00 |
| FUND TOTAL | 51,472.48 | .00 |
| 099 OPERATORS & CHAUFFEURS FUND | | |
| 626 DEPT TRANS-APPRO & FUND TRANSFERS | 3,600,000.00 | .00 |
| 221 FED CIVIL DEFENSE & DISASTER RELIEF FUND | | |
| 199 REVENUE REFUNDS APPLIED | 490.20 | .00 |
| 222 DEPT PUBLIC SAFETY FEDERAL FUND | | |
| 625 DEPT TRANS-SALES OF SUPPLIES & SER | 1,006,328.45 | .00 |
| 274 MOTOR VEHICLE INSPECTION FUND | | |
| 199 REVENUE REFUNDS APPLIED | 141,320.50 | .00 |
| 625 DEPT TRANS-SALES OF SUPPLIES & SER | 1,569,416.04 | .00 |
| 999 EXPENDITURE REFUNDS APPLIED | 1,946.72 | .00 |
| FUND TOTAL | 1,712,683.26 | .00 |
| DEPT TOTAL | 683,410.24 | .00 |
| 407 LAW ENFORCEMENT OFFICER STANDARDS & EDUCATION | | |
| 001 GENERAL REVENUE FUND | | |
| 625 DEPT TRANS-SALES OF SUPPLIES & SER | 131,158.56 | .00 |
| 999 EXPENDITURE REFUNDS APPLIED | 79.49 | .00 |
| FUND TOTAL | 131,238.05 | .00 |
| 452 BUREAU OF LABOR STATISTICS | | |
| 001 GENERAL REVENUE FUND | | |
| 625 DEPT TRANS-SALES OF SUPPLIES & SER | 7,354.00 | .00 |
| 999 EXPENDITURE REFUNDS APPLIED | 438.02 | .00 |
| FUND TOTAL | 7,792.02 | .00 |
| 453 INDUSTRIAL ACCIDENT BOARD | | |
| 094 WORKMENS COMPENSATION FUND | | |
| 999 EXPENDITURE REFUNDS APPLIED | 4.39 | .00 |
| 454 BOARD OF INSURANCE | | |
| 001 GENERAL REVENUE FUND | | |
| 620 UNEXPENDED BALANCES | 17,371.34 | .00 |
| 010 MOTOR VEHICLE INSURANCE FUND | | |
| 621 SERVICE CHARGES | 10,300.00 | .00 |

| | GROSS RECEIPTS YEAR TO DATE | REFUND RECEIPTS YEAR TO DATE |
|---|-----------------------------------|------------------------------------|
| 99 NON-GOVERNMENTAL | | |
| 626 DEPT TRANS-APPRO & FUND TRANSFERS | 20,000.00- | .00 |
| FUND TOTAL | 9,700.00- | .00 |
| 013 FIRE INSURANCE FUND | | |
| 621 SERVICE CHARGES | 95,500.00 | .00 |
| 626 DEPT TRANS-APPRO & FUND TRANSFERS | 230,000.00- | .00 |
| FUND TOTAL | 134,500.00- | .00 |
| 014 COMPENSATION INSURANCE FUND | | |
| 621 SERVICE CHARGES | 36,500.00 | .00 |
| 626 DEPT TRANS-APPRO & FUND TRANSFERS | 120,000.00- | .00 |
| FUND TOTAL | 83,500.00- | .00 |
| 036 INSURANCE COMMISSION OPERATING FUND | | |
| 621 SERVICE CHARGES | 114,420.80 | .00 |
| 625 DEPT TRANS-SALES OF SUPPLIES & SER | 7,920.48- | .00 |
| 626 DEPT TRANS-APPRO & FUND TRANSFERS | 987,780.86 | .00 |
| 630 OPERATION FUND TRANSFERS | 6,198,256.00- | .00 |
| 999 EXPENDITURE REFUNDS APPLIED | 114.27- | .00 |
| FUND TOTAL | 5,104,089.09- | .00 |
| 054 INSURANCE EXAMINATION FUND | | |
| 621 SERVICE CHARGES | 70,000.00 | .00 |
| 626 DEPT TRANS-APPRO & FUND TRANSFERS | 300,000.00- | .00 |
| FUND TOTAL | 230,000.00- | .00 |
| 085 INSURANCE AGENTS LICENSE FUND | | |
| 626 DEPT TRANS-APPRO & FUND TRANSFERS | 73,000.00- | .00 |
| 093 MANAGING GENERAL AGENTS FUND | | |
| 626 DEPT TRANS-APPRO & FUND TRANSFERS | 5,000.00- | .00 |
| 103 CREDIT INSURANCE FUND | | |
| 626 DEPT TRANS-APPRO & FUND TRANSFERS | 30,000.00- | .00 |
| 113 MUTUAL ASSESSMENT FUND | | |
| 621 SERVICE CHARGES | 90.00 | .00 |
| 115 INSURANCE FEE FUND | | |
| 621 SERVICE CHARGES | 18,000.00 | .00 |
| 626 DEPT TRANS-APPRO & FUND TRANSFERS | 110,000.00- | .00 |
| FUND TOTAL | 92,000.00- | .00 |
| 119 FIRE WORKS LICENSE FUND | | |
| 620 UNEXPENDED BALANCES | 17,371.34 | .00 |
| 626 DEPT TRANS-APPRO & FUND TRANSFERS | 15,000.00- | .00 |
| FUND TOTAL | 2,371.34 | .00 |
| 124 LCL RECORDING AGTS AND SLSTRS LCNS FUND | | |
| 621 SERVICE CHARGES | 7,500.00 | .00 |
| 626 DEPT TRANS-APPRO & FUND TRANSFERS | 30,000.00- | .00 |
| FUND TOTAL | 22,500.00- | .00 |
| 161 CASUALTY INSURANCE FUND | | |
| 621 SERVICE CHARGES | 9,400.00 | .00 |
| 626 DEPT TRANS-APPRO & FUND TRANSFERS | 15,000.00- | .00 |
| FUND TOTAL | 5,600.00- | .00 |
| 162 TITLE INSURANCE FUND | | |
| 621 SERVICE CHARGES | 2,000.00 | .00 |

| | GROSS RECEIPTS YEAR TO DATE | REFUND RECEIPTS YEAR TO DATE |
|--|-----------------------------|------------------------------|
| 999 NON-GOVERNMENTAL | | |
| 626 DEPT TRANS-APPRO & FUND TRANSFERS | 5,000.00- | .00- |
| FUND TOTAL | 3,000.00- | .00- |
| 180 BURIAL ASSOCIATION RATE FUND | | |
| 621 SERVICE CHARGES | 300.00- | .00- |
| 626 DEPT TRANS-APPRO & FUND TRANSFERS | 2,000.00- | .00- |
| FUND TOTAL | 1,700.00- | .00- |
| DEPT TOTAL | 5,809,499.09- | .00- |
| 455 RAILROAD COMMISSION | | |
| 001 GENERAL REVENUE FUND | | |
| 620 UNEXPENDED BALANCES | 1,385,343.74- | .00- |
| 155 RAILROAD COMMISSION OPERATING FUND | | |
| 620 UNEXPENDED BALANCES | 1,385,343.74- | .00- |
| 626 DEPT TRANS-APPRO & FUND TRANSFERS | 50,000.00- | .00- |
| 650 UNAPPROPRIATED FROM FUND 120 | 2,345,997.77- | .00- |
| 999 EXPENDITURE REFUNDS APPLIED | 117.54- | .00- |
| FUND TOTAL | 1,010,771.57- | .00- |
| DEPT TOTAL | 2,396,115.31- | .00- |
| 458 ALCOHOLIC BEVERAGE COM | | |
| 097 LIQUOR ACT ENFORCEMENT FUND | | |
| 199 REVENUE REFUNDS APPLIED | 370,624.97- | .00- |
| 621 SERVICE CHARGES | 13,773.60- | .00- |
| 626 DEPT TRANS-APPRO & FUND TRANSFERS | 1,500.00- | .00- |
| 999 EXPENDITURE REFUNDS APPLIED | 954.54- | .00- |
| FUND TOTAL | 356,305.91- | .00- |
| 459 BOARD OF ARCHITECTURAL EXAMINERS | | |
| 001 GENERAL REVENUE FUND | | |
| 620 UNEXPENDED BALANCES | 5,836.50- | .00- |
| 109 ARCHITECTS REGISTRATION FUND | | |
| 620 UNEXPENDED BALANCES | 5,836.50- | .00- |
| 621 SERVICE CHARGES | 421.28- | .00- |
| FUND TOTAL | 6,257.78- | .00- |
| DEPT TOTAL | 421.28- | .00- |
| 460 BOARD OF REGISTRATION FOR PROFESSIONAL ENGINEERS | | |
| 056 PROFESSIONAL ENGINEERS FUND | | |
| 621 SERVICE CHARGES | 20,074.66- | .00- |
| 626 DEPT TRANS-APPRO & FUND TRANSFERS | 625.00- | .00- |
| FUND TOTAL | 20,699.66- | .00- |
| 461 AERONAUTIC COMMISSION | | |
| 150 AIRCRAFT FUEL TAX FUND | | |
| 621 SERVICE CHARGES | 30,587.77- | .00- |
| 625 DEPT TRANS-SALES OF SUPPLIES & SER | 1,908.50- | .00- |
| 626 DEPT TRANS-APPRO & FUND TRANSFERS | 15,100.00- | .00- |
| 662 UNCLAIMED AIRCRAFT FUEL REFUNDS | 662,717.44- | .00- |
| 999 EXPENDITURE REFUNDS APPLIED | 351.54- | .00- |
| FUND TOTAL | 619,289.71- | .00- |
| 463 BOARD OF REGISTRATION FOR PUBLIC SURVEYORS | | |
| 075 REGISTERED PUBLIC SURVEYORS FUND | | |
| 621 SERVICE CHARGES | 2,151.01- | .00- |

| | GROSS RECEIPTS YEAR TO DATE | REFUND RECEIPTS YEAR TO DATE |
|---|-----------------------------------|------------------------------------|
| 99 NON-GOVERNMENTAL | | |
| 465 INDUSTRIAL COMMISSION | | |
| 001 GENERAL REVENUE FUND | | |
| 625 DEPT TRANS-SALES OF SUPPLIES & SER | 3,800.00- | .00 |
| 999 EXPENDITURE REFUNDS APPLIED | 400.00- | .00 |
| FUND TOTAL | 4,200.00- | .00 |
| 467 BOARD OF PRIVATE DETECTIVES ETC | | |
| 001 GENERAL REVENUE FUND | | |
| 625 DEPT TRANS-SALES OF SUPPLIES & SER | 12,696.00- | .00 |
| 468 BD OF LANDSCAPE ARCHITECTS | | |
| 069 BOARD OF LANDSCAPE ARCHITECTS FUND | | |
| 621 SERVICE CHARGES | 1,888.90 | .00 |
| 501 DEPARTMENT OF HEALTH | | |
| 001 GENERAL REVENUE FUND | | |
| 620 UNEXPENDED BALANCES | 100.73- | .00 |
| 625 DEPT TRANS-SALES OF SUPPLIES & SER | 1,572.28- | .00 |
| 999 EXPENDITURE REFUNDS APPLIED | 343,023.20- | .00 |
| FUND TOTAL | 344,696.21- | .00 |
| 019 VITAL STATISTICS FUND | | |
| 199 REVENUE REFUNDS APPLIED | 39,430.37- | .00 |
| 999 EXPENDITURE REFUNDS APPLIED | 197.33- | .00 |
| FUND TOTAL | 39,627.70- | .00 |
| 033 SANITARIANS REGISTRATION AND LICENSE FUND | | |
| 620 UNEXPENDED BALANCES | 100.73 | .00 |
| 129 HOSPITAL LICENSING FUND | | |
| 625 DEPT TRANS-SALES OF SUPPLIES & SER | 637.50- | .00 |
| 273 FEDERAL HEALTH FUND | | |
| 199 REVENUE REFUNDS APPLIED | 1,692.53- | .00 |
| 625 DEPT TRANS-SALES OF SUPPLIES & SER | 1,430,423.52- | .00 |
| 626 DEPT TRANS-APPRO & FUND TRANSFERS | 273,455.00 | .00 |
| 999 EXPENDITURE REFUNDS APPLIED | 328,804.83- | .00 |
| FUND TOTAL | 1,487,465.88- | .00 |
| DEPT TOTAL | 1,872,326.56- | .00 |
| 502 BOARD OF BARBER EXAMINERS | | |
| 040 BARBER EXAMINERS FUND | | |
| 621 SERVICE CHARGES | 17,480.00 | .00 |
| 626 DEPT TRANS-APPRO & FUND TRANSFERS | 450.00 | .00 |
| FUND TOTAL | 17,930.00 | .00 |
| 503 BOARD OF MEDICAL EXAMINERS | | |
| 055 MEDICAL REGISTRATION FUND | | |
| 621 SERVICE CHARGES | 8,200.00 | .00 |
| 626 DEPT TRANS-APPRO & FUND TRANSFERS | 1,525.00 | .00 |
| FUND TOTAL | 9,725.00 | .00 |
| 504 BOARD OF DENTAL EXAMINERS | | |
| 086 DENTAL REGISTRATION FUND | | |
| 621 SERVICE CHARGES | 4,000.00 | .00 |
| 626 DEPT TRANS-APPRO & FUND TRANSFERS | 205.00 | .00 |
| FUND TOTAL | 4,205.00 | .00 |

| | GROSS RECEIPTS YEAR TO DATE | REFUND RECEIPTS YEAR TO DATE |
|---|--------------------------------|---------------------------------|
| OFF. 999 INON-GOVERNMENTAL FUNDING | | |
| 505 COSMETOLOGY COMMISSION | | |
| 001 GENERAL REVENUE FUND | | |
| 620 UNEXPENDED BALANCES | 816,777.86- | .00 |
| 088 BOARD OF COSMETOLOGISTS FUND | | |
| 199 REVENUE REFUNDS APPLIED | 600.00- | .00 |
| 620 UNEXPENDED BALANCES | 816,777.86 | .00 |
| 625 DEPT TRANS-SALES OF SUPPLIES & SER | 38.00- | .00 |
| 626 DEPT TRANS-APPRO & FUND TRANSFERS | 500.00 | .00 |
| FUND TOTAL | 816,639.86 | .00 |
| DEPT TOTAL | 138.00- | .00 |
| 508 BOARD OF CHIROPRACTIC EXAMINERS | | |
| 140 CHIROPRACTIC EXAMINERS FUND | | |
| 621 SERVICE CHARGES | 487.27 | .00 |
| 510 BOARD OF EXAMINERS IN BASIC SCIENCE | | |
| 220 BASIC SCIENCE EXAMINATION FUND | | |
| 621 SERVICE CHARGES | 6,868.01 | .00 |
| 511 BOARD OF VOCATIONAL NURSE EXAMINERS | | |
| 266 VOCATIONAL NURSE EXAMINERS FUND | | |
| 621 SERVICE CHARGES | 873.63 | .00 |
| 625 DEPT TRANS-SALES OF SUPPLIES & SER | 96.00- | .00 |
| FUND TOTAL | 777.63 | .00 |
| 514 OPTOMETRY BOARD | | |
| 034 OPTOMETRY FUND | | |
| 621 SERVICE CHARGES | 603.58 | .00 |
| 626 DEPT TRANS-APPRO & FUND TRANSFERS | 220.00 | .00 |
| FUND TOTAL | 823.58 | .00 |
| 517 COMMISSION ON ALCOHOLISM | | |
| 001 GENERAL REVENUE FUND | | |
| 625 DEPT TRANS-SALES OF SUPPLIES & SER | 557.96- | .00 |
| 518 WATER QUALITY BOARD | | |
| 001 GENERAL REVENUE FUND | | |
| 999 EXPENDITURE REFUNDS APPLIED | 22.75- | .00 |
| 153 WATER QUALITY FUND | | |
| 626 DEPT TRANS-APPRO & FUND TRANSFERS | 42,640.00 | .00 |
| 999 EXPENDITURE REFUNDS APPLIED | 3.00- | .00 |
| FUND TOTAL | 42,637.00 | .00 |
| DEPT TOTAL | 42,614.25 | .00 |
| 519 AIR CONTROL BOARD | | |
| 102 AIR CONTROL BOARD SPECIAL FUND | | |
| 626 DEPT TRANS-APPRO & FUND TRANSFERS | 268,055.00- | .00 |
| 520 BD OF EXAMINERS OF PSYCHOLOGISTS | | |
| 024 PSYCHOLOGISTS LICENSING FUND | | |
| 621 SERVICE CHARGES | 462.70 | .00 |
| 551 DEPARTMENT OF AGRICULTURE | | |
| 001 GENERAL REVENUE FUND | | |
| 999 EXPENDITURE REFUNDS APPLIED | 672.73- | .00 |
| 023 DEPARTMENT OF AGRICULTURE FUND | | |
| 625 DEPT TRANS-SALES OF SUPPLIES & SER | 26.00- | .00 |

| | GROSS RECEIPTS YEAR TO DATE | REFUND RECEIPTS YEAR TO DATE |
|--|-----------------------------------|------------------------------------|
| 99 NON-GOVERNMENTAL | | |
| 999 EXPENDITURE REFUNDS APPLIED | 731.80- | .00 |
| FUND TOTAL | 757.80- | .00 |
| DEPT TOTAL | 1,430.53- | .00 |
| 552 WATER RIGHTS COMMISSION | | |
| 001 GENERAL REVENUE FUND | | |
| 625 DEPT TRANS-SALES OF SUPPLIES & SER | 8,000.00- | .00 |
| 626 DEPT TRANS-APPRO & FUND TRANSFERS | 3.33- | .00 |
| FUND TOTAL | 8,003.33- | .00 |
| 158 WATER RIGHTS ADMINISTRATION FUND | | |
| 625 DEPT TRANS-SALES OF SUPPLIES & SER | 74.34- | .00 |
| 626 DEPT TRANS-APPRO & FUND TRANSFERS | 3.33 | .00 |
| FUND TOTAL | 71.01- | .00 |
| DEPT TOTAL | 8,074.34- | .00 |
| 554 TEXAS ANIMAL HEALTH COMMISSION | | |
| 001 GENERAL REVENUE FUND | | |
| 999 EXPENDITURE REFUNDS APPLIED | 8.51- | .00 |
| 555 AGRICULTURAL EXTENSION SERVICE | | |
| 001 GENERAL REVENUE FUND | | |
| 999 EXPENDITURE REFUNDS APPLIED | 196.00- | .00 |
| 556 AGRICULTURAL EXPERIMENT STATION | | |
| 001 GENERAL REVENUE FUND | | |
| 999 EXPENDITURE REFUNDS APPLIED | 5,514.03- | .00 |
| 576 FOREST SERVICE | | |
| 001 GENERAL REVENUE FUND | | |
| 999 EXPENDITURE REFUNDS APPLIED | 566.68- | .00 |
| 578 BOARD OF VETERINARY EXAMINERS | | |
| 035 VETERINARY FUND | | |
| 621 SERVICE CHARGES | 449.21 | .00 |
| 580 WATER DEVELOPMENT BOARD | | |
| 001 GENERAL REVENUE FUND | | |
| 626 DEPT TRANS-APPRO & FUND TRANSFERS | 42,640.00- | .00 |
| 999 EXPENDITURE REFUNDS APPLIED | 226.85- | .00 |
| FUND TOTAL | 42,866.85- | .00 |
| 041 BOARD OF WATER ENGINEERS FUND | | |
| 625 DEPT TRANS-SALES OF SUPPLIES & SER | 60,613.34- | .00 |
| 350 WATER DEVELOPMENT CLEARANCE FUND | | |
| 626 DEPT TRANS-APPRO & FUND TRANSFERS | 3,509,409.57 | .00 |
| 627 AMORTIZATION PREMIUMS & DISCOUNT-PURCHASED | 156,521.27- | .00 |
| FUND TOTAL | 3,352,888.30 | .00 |
| 351 WATER DEVELOPMENT FUND | | |
| 600 SALE OF STATE BONDS ISSUED | 15,100,000.00- | .00 |
| 607 SALE / REDEMP OF INV; U S GOV SECURITIES | 15,110,000.00- | .00 |
| 610 REPAYMENT OF LOANS POLITICAL SUB-DIV | 372,000.00- | .00 |
| 626 DEPT TRANS-APPRO & FUND TRANSFERS | 2,870,983.66 | .00 |
| 627 AMORTIZATION PREMIUMS & DISCOUNT-PURCHASED | 69,370.67- | .00 |
| FUND TOTAL | 27,780,387.01- | .00 |
| 352 WATER DEV BD INT & SINKING FUND | | |
| 607 SALE / REDEMP OF INV; U S GOV SECURITIES | 16,205,000.00- | .00 |

| | GROSS RECEIPTS YEAR TO DATE | REFUND RECEIPTS YEAR TO DATE |
|---|-----------------------------|------------------------------|
| 626 DEPT TRANS-APPRO & FUND TRANSFERS | 3,975,662.30- | .00 |
| 627 AMORTIZATION PREMIUMS & DISCOUNT-PURCHASED | 4,353.49- | .00 |
| 640 OTHER NON-GOVERNMENTAL RECEIPTS | 2,028,753.34- | .00 |
| FUND TOTAL | 22,213,769.13- | .00 |
| 655 STORAGE FACILITIES OPERATION AND MAINT FUND | | |
| 626 DEPT TRANS-APPRO & FUND TRANSFERS | 2,404,730.93- | .00 |
| DEPT TOTAL | 49,149,478.96- | .00 |
| 601 HIGHWAY DEPARTMENT | | |
| 001 GENERAL REVENUE FUND | | |
| 625 DEPT TRANS-SALES OF SUPPLIES & SER | 2,206.00- | .00 |
| 006 STATE HIGHWAY FUND | | |
| 620 UNEXPENDED BALANCES | 77,751.81- | .00 |
| 621 SERVICE CHARGES | 159,019.24 | .00 |
| 625 DEPT TRANS-SALES OF SUPPLIES & SER | 297,234.65- | .00 |
| 626 DEPT TRANS-APPRO & FUND TRANSFERS | 14,464,353.85- | .00 |
| 655 UNAPPROPRIATED FROM FUND 060 | 236,672,925.90- | .00 |
| 999 EXPENDITURE REFUNDS APPLIED | 571,781.76- | .00 |
| FUND TOTAL | 251,925,028.73- | .00 |
| 021 TRUST ACCT-FEDERAL AID-HIGHWAY ACT FUND | | |
| 640 OTHER NON-GOVERNMENTAL RECEIPTS | 98,084.99- | .00 |
| 189 FARM TO MARKET ROAD FUND | | |
| 626 DEPT TRANS-APPRO & FUND TRANSFERS | 15,000,000.00 | .00 |
| 650 UNAPPROPRIATED FROM FUND 120 | 15,000,000.00 | .00 |
| FUND TOTAL | .00 | .00 |
| DEPT TOTAL | 252,025,319.72- | .00 |
| 651 CORSICANA STATE HOME | | |
| 001 GENERAL REVENUE FUND | | |
| 999 EXPENDITURE REFUNDS APPLIED | 1,232.45- | .00 |
| 652 WACO STATE HOME | | |
| 001 GENERAL REVENUE FUND | | |
| 999 EXPENDITURE REFUNDS APPLIED | 300.99- | .00 |
| 655 MENTAL HEALTH & MENTAL RETARDATION | | |
| 001 GENERAL REVENUE FUND | | |
| 625 DEPT TRANS-SALES OF SUPPLIES & SER | 355,584.56- | .00 |
| 626 DEPT TRANS-APPRO & FUND TRANSFERS | 68,009.21 | .00 |
| 999 EXPENDITURE REFUNDS APPLIED | 13,087.11- | .00 |
| FUND TOTAL | 300,662.46- | .00 |
| 135 FEDERAL MENTAL HEALTH FUND | | |
| 626 DEPT TRANS-APPRO & FUND TRANSFERS | 663.79 | .00 |
| DEPT TOTAL | 299,998.67- | .00 |
| 656 VERNON GERIATRIC CENTER | | |
| 001 GENERAL REVENUE FUND | | |
| 625 DEPT TRANS-SALES OF SUPPLIES & SER | 1,177.60- | .00 |
| 999 EXPENDITURE REFUNDS APPLIED | 272.55- | .00 |
| FUND TOTAL | 1,450.15- | .00 |
| 657 AMARILLO CTR. FOR HUMAN DEVELOPMENT | | |
| 001 GENERAL REVENUE FUND | | |
| 999 EXPENDITURE REFUNDS APPLIED | 29.60- | .00 |

| | GROSS RECEIPTS YEAR TO DATE | REFUND RECEIPTS YEAR TO DATE |
|--|-----------------------------------|------------------------------------|
| 99 NON-GOVERNMENTAL | | |
| 658 BEAUMONT CTR FOR HUMAN DEVELOPMENT | | |
| 001 GENERAL REVENUE FUND | | |
| 999 EXPENDITURE REFUNDS APPLIED | 26.40- | .00 |
| 659 RIO GRANDE STATE CENTER MHMR | | |
| 001 GENERAL REVENUE FUND | | |
| 625 DEPT TRANS-SALES OF SUPPLIES & SER | 36.15- | .00 |
| 999 EXPENDITURE REFUNDS APPLIED | 420.45- | .00 |
| FUND TOTAL | 456.60- | .00 |
| 660 DENTON STATE SCHOOL | | |
| 001 GENERAL REVENUE FUND | | |
| 199 REVENUE REFUNDS APPLIED | 42.41- | .00 |
| 625 DEPT TRANS-SALES OF SUPPLIES & SER | 750,490.32- | .00 |
| 999 EXPENDITURE REFUNDS APPLIED | 1,435.87- | .00 |
| FUND TOTAL | 751,968.60- | .00 |
| 662 DALLAS MENTAL HEALTH CLINIC | | |
| 001 GENERAL REVENUE FUND | | |
| 999 EXPENDITURE REFUNDS APPLIED | 122.60- | .00 |
| 663 COMMISSION FOR INDIAN AFFAIRS | | |
| 001 GENERAL REVENUE FUND | | |
| 625 DEPT TRANS-SALES OF SUPPLIES & SER | 22,000.00- | .00 |
| 666 EAST TEXAS STATE CHEST HOSPITAL | | |
| 001 GENERAL REVENUE FUND | | |
| 199 REVENUE REFUNDS APPLIED | 37.69- | .00 |
| 625 DEPT TRANS-SALES OF SUPPLIES & SER | 254,784.72- | .00 |
| 999 EXPENDITURE REFUNDS APPLIED | 278.76- | .00 |
| FUND TOTAL | 255,101.17- | .00 |
| 668 RICHMOND STATE SCHOOL | | |
| 001 GENERAL REVENUE FUND | | |
| 199 REVENUE REFUNDS APPLIED | 14.15- | .00 |
| 625 DEPT TRANS-SALES OF SUPPLIES & SER | 127,163.34- | .00 |
| 999 EXPENDITURE REFUNDS APPLIED | 2,073.11- | .00 |
| FUND TOTAL | 129,250.60- | .00 |
| 669 LUFKIN STATE SCHOOL | | |
| 001 GENERAL REVENUE FUND | | |
| 199 REVENUE REFUNDS APPLIED | 8.63- | .00 |
| 625 DEPT TRANS-SALES OF SUPPLIES & SER | 325,258.62- | .00 |
| 999 EXPENDITURE REFUNDS APPLIED | 2,409.97- | .00 |
| FUND TOTAL | 327,677.22- | .00 |
| 670 CORPUS CHRISTI STATE SCHOOL | | |
| 001 GENERAL REVENUE FUND | | |
| 999 EXPENDITURE REFUNDS APPLIED | 19.35- | .00 |
| 671 SAN ANGELO CENTER MHMR | | |
| 001 GENERAL REVENUE FUND | | |
| 625 DEPT TRANS-SALES OF SUPPLIES & SER | 184,940.33- | .00 |
| 999 EXPENDITURE REFUNDS APPLIED | 132.19- | .00 |
| FUND TOTAL | 185,072.52- | .00 |
| 672 MEXIA STATE SCHOOL | | |
| 001 GENERAL REVENUE FUND | | |
| 199 REVENUE REFUNDS APPLIED | 49.78- | .00 |

| | GROSS RECEIPTS YEAR TO DATE | REFUND RECEIPTS YEAR TO DATE |
|--|-----------------------------------|------------------------------------|
| 999 NON-GOVERNMENTAL | | |
| 625 DEPT TRANS-SALES OF SUPPLIES & SER | 2,252,574.19- | .00 |
| 999 EXPENDITURE REFUNDS APPLIED | 1,026.46- | .00 |
| FUND TOTAL | 2,253,600.65- | .00 |
| 673 SAN ANTONIO STATE CHEST HOSPITAL | | |
| 001 GENERAL REVENUE FUND | | |
| 199 REVENUE REFUNDS APPLIED | 9,200.00- | .00 |
| 625 DEPT TRANS-SALES OF SUPPLIES & SER | 390,606.78- | .00 |
| 999 EXPENDITURE REFUNDS APPLIED | 1,223.30- | .00 |
| FUND TOTAL | 401,030.08- | .00 |
| 674 KERRVILLE STATE HOSPITAL | | |
| 001 GENERAL REVENUE FUND | | |
| 625 DEPT TRANS-SALES OF SUPPLIES & SER | 234.00- | .00 |
| 999 EXPENDITURE REFUNDS APPLIED | 746.22- | .00 |
| FUND TOTAL | 980.22- | .00 |
| 675 TRAVIS STATE SCHOOL | | |
| 001 GENERAL REVENUE FUND | | |
| 199 REVENUE REFUNDS APPLIED | 4.71- | .00 |
| 625 DEPT TRANS-SALES OF SUPPLIES & SER | 1,754,582.12- | .00 |
| 999 EXPENDITURE REFUNDS APPLIED | 1,142.86- | .00 |
| FUND TOTAL | 1,755,729.69- | .00 |
| 676 ABILENE STATE SCHOOL | | |
| 001 GENERAL REVENUE FUND | | |
| 625 DEPT TRANS-SALES OF SUPPLIES & SER | 521,279.43- | .00 |
| 999 EXPENDITURE REFUNDS APPLIED | 667.68- | .00 |
| FUND TOTAL | 521,947.11- | .00 |
| 677 AUSTIN STATE HOSPITAL | | |
| 001 GENERAL REVENUE FUND | | |
| 199 REVENUE REFUNDS APPLIED | 32.98- | .00 |
| 625 DEPT TRANS-SALES OF SUPPLIES & SER | 357,999.47- | .00 |
| 999 EXPENDITURE REFUNDS APPLIED | 4,180.99- | .00 |
| FUND TOTAL | 362,213.44- | .00 |
| 678 AUSTIN STATE SCHOOL | | |
| 001 GENERAL REVENUE FUND | | |
| 199 REVENUE REFUNDS APPLIED | 54.48- | .00 |
| 625 DEPT TRANS-SALES OF SUPPLIES & SER | 959,456.14- | .00 |
| 999 EXPENDITURE REFUNDS APPLIED | 4,544.01- | .00 |
| FUND TOTAL | 964,054.63- | .00 |
| 679 RUSK STATE HOSPITAL | | |
| 001 GENERAL REVENUE FUND | | |
| 199 REVENUE REFUNDS APPLIED | 70.68- | .00 |
| 625 DEPT TRANS-SALES OF SUPPLIES & SER | 665,753.22- | .00 |
| 999 EXPENDITURE REFUNDS APPLIED | 1,426.37- | .00 |
| FUND TOTAL | 667,250.27- | .00 |
| 681 SAN ANTONIO STATE HOSPITAL | | |
| 001 GENERAL REVENUE FUND | | |
| 999 EXPENDITURE REFUNDS APPLIED | 144,338.32- | .00 |
| 682 TERRELL STATE HOSPITAL | | |
| 001 GENERAL REVENUE FUND | | |
| 199 REVENUE REFUNDS APPLIED | 122.51- | .00 |

| | GROSS RECEIPTS YEAR TO DATE | REFUND RECEIPTS YEAR TO DATE |
|---|-----------------------------------|------------------------------------|
| 99 NON-GOVERNMENTAL | | |
| 625 DEPT TRANS-SALES OF SUPPLIES & SER | 1,006,410.86- | .00 |
| 999 EXPENDITURE REFUNDS APPLIED | 978.85- | .00 |
| FUND TOTAL | 1,007,512.22- | .00 |
| 683 WICHITA FALLS STATE HOSPITAL | | |
| 001 GENERAL REVENUE FUND | | |
| 199 REVENUE REFUNDS APPLIED | 23.56- | .00 |
| 625 DEPT TRANS-SALES OF SUPPLIES & SER | 1,237,547.82- | .00 |
| 999 EXPENDITURE REFUNDS APPLIED | 841.09- | .00 |
| FUND TOTAL | 1,238,412.47- | .00 |
| 684 HARLINGEN STATE CHEST SANATORIUM | | |
| 001 GENERAL REVENUE FUND | | |
| 199 REVENUE REFUNDS APPLIED | 84.82- | .00 |
| 625 DEPT TRANS-SALES OF SUPPLIES & SER | 125,784.99- | .00 |
| 999 EXPENDITURE REFUNDS APPLIED | 153.91- | .00 |
| FUND TOTAL | 126,023.72- | .00 |
| 685 RESEARCH INSTITUTE OF MENTAL SCIENCES | | |
| 001 GENERAL REVENUE FUND | | |
| 199 REVENUE REFUNDS APPLIED | 18.84- | .00 |
| 625 DEPT TRANS-SALES OF SUPPLIES & SER | 38,319.51- | .00 |
| 999 EXPENDITURE REFUNDS APPLIED | 7,464.72- | .00 |
| FUND TOTAL | 45,803.07- | .00 |
| 686 BIG SPRING STATE HOSPITAL | | |
| 001 GENERAL REVENUE FUND | | |
| 625 DEPT TRANS-SALES OF SUPPLIES & SER | 162,624.10- | .00 |
| 999 EXPENDITURE REFUNDS APPLIED | 481.24- | .00 |
| FUND TOTAL | 163,105.34- | .00 |
| 687 LUBBOCK STATE SCHOOL | | |
| 001 GENERAL REVENUE FUND | | |
| 625 DEPT TRANS-SALES OF SUPPLIES & SER | 105,350.50- | .00 |
| 999 EXPENDITURE REFUNDS APPLIED | 287.60- | .00 |
| FUND TOTAL | 105,638.10- | .00 |
| 690 WEST TEXAS CHILDRENS HOME | | |
| 001 GENERAL REVENUE FUND | | |
| 999 EXPENDITURE REFUNDS APPLIED | 84.90- | .00 |
| 691 GATESVILLE STATE SCHOOL FOR BOYS | | |
| 001 GENERAL REVENUE FUND | | |
| 999 EXPENDITURE REFUNDS APPLIED | 729.74- | .00 |
| 692 GAINESVILLE STATE SCHOOL FOR GIRLS | | |
| 001 GENERAL REVENUE FUND | | |
| 999 EXPENDITURE REFUNDS APPLIED | 227.85- | .00 |
| 693 CROCKETT STATE SCHOOL FOR GIRLS | | |
| 001 GENERAL REVENUE FUND | | |
| 999 EXPENDITURE REFUNDS APPLIED | 12.63- | .00 |
| 694 YOUTH COUNCIL | | |
| 001 GENERAL REVENUE FUND | | |
| 625 DEPT TRANS-SALES OF SUPPLIES & SER | 4,486.32- | .00 |
| 999 EXPENDITURE REFUNDS APPLIED | 55.30- | .00 |

| | GROSS RECEIPTS YEAR TO DATE | REFUND RECEIPTS YEAR TO DATE |
|--|-----------------------------|------------------------------|
| NON-FUNDS 999 NON-GOVERNMENTAL | | |
| FUND TOTAL | 4,541.62- | .00 |
| 695 MOUNT VIEW SCHOOL FOR BOYS | | |
| 001 GENERAL REVENUE FUND | | |
| 999 EXPENDITURE REFUNDS APPLIED | 247.60- | .00 |
| 696 DEPARTMENT OF CORRECTIONS | | |
| 001 GENERAL REVENUE FUND | | |
| 625 DEPT TRANS-SALES OF SUPPLIES & SER | 10,598.82- | .00 |
| 999 EXPENDITURE REFUNDS APPLIED | 65,023.03- | .00 |
| FUND TOTAL | 75,621.85- | .00 |
| 156 INDUSTRIAL REVOLVING FUND | | |
| 625 DEPT TRANS-SALES OF SUPPLIES & SER | 5,236,455.23- | .00 |
| 999 EXPENDITURE REFUNDS APPLIED | 1,423.54- | .00 |
| FUND TOTAL | 5,237,878.77- | .00 |
| 272 BOARD OF CORRECTIONS MINERAL FUND | | |
| 626 DEPT TRANS-APPRO & FUND TRANSFERS | 1,000.00 | .00 |
| DEPT TOTAL | 5,312,500.62- | .00 |
| 697 BOARD OF PARDONS & PAROLES | | |
| 001 GENERAL REVENUE FUND | | |
| 625 DEPT TRANS-SALES OF SUPPLIES & SER | 100.00- | .00 |
| 999 EXPENDITURE REFUNDS APPLIED | 9.73- | .00 |
| FUND TOTAL | 109.73- | .00 |
| 701 TEXAS EDUCATION AGENCY | | |
| 001 GENERAL REVENUE FUND | | |
| 626 DEPT TRANS-APPRO & FUND TRANSFERS | 1,033,625.55- | .00 |
| 999 EXPENDITURE REFUNDS APPLIED | 2,837.38- | .00 |
| FUND TOTAL | 1,036,462.93- | .00 |
| 002 AVAILABLE SCHOOL FUND | | |
| 620 UNEXPENDED BALANCES | 41,595.86- | .00 |
| 625 DEPT TRANS-SALES OF SUPPLIES & SER | 1,126.65- | .00 |
| 626 DEPT TRANS-APPRO & FUND TRANSFERS | 17,400,000.00 | .00 |
| 627 AMORTIZATION PREMIUMS & DISCOUNT-PURCHASED | 850,894.93- | .00 |
| 650 UNAPPROPRIATED FROM FUND 120 | 150,021,721.37- | .00 |
| 655 UNAPPROPRIATED FROM FUND 060 | 81,028,653.48- | .00 |
| 662 UNCLAIMED AIRCRAFT FUEL REFUNDS | 220,905.81- | .00 |
| 663 UNCLAIMED MOTORBOAT FUEL REFUNDS | 567,523.38- | .00 |
| 999 EXPENDITURE REFUNDS APPLIED | 2,858.07- | .00 |
| FUND TOTAL | 216,135,279.55- | .00 |
| 003 TEXTBOOK FUND | | |
| 626 DEPT TRANS-APPRO & FUND TRANSFERS | 17,400,000.00- | .00 |
| 030 EDUCATION AGENCY DRIVER EDUCATION FUND | | |
| 625 DEPT TRANS-SALES OF SUPPLIES & SER | 2,709,794.02- | .00 |
| 999 EXPENDITURE REFUNDS APPLIED | 5,755.99- | .00 |
| FUND TOTAL | 2,715,550.01- | .00 |
| 038 CENTRAL EDUCATION AGENCY PROGRAM FUND | | |
| 626 DEPT TRANS-APPRO & FUND TRANSFERS | 85,151,588.52- | .00 |
| 999 EXPENDITURE REFUNDS APPLIED | 881,375.21- | .00 |
| FUND TOTAL | 86,032,963.73- | .00 |

| | GROSS RECEIPTS YEAR TO DATE | REFUND RECEIPTS YEAR TO DATE |
|--|-----------------------------------|------------------------------------|
| 99 NON-GOVERNMENTAL | | |
| 044 PERMANENT SCHOOL FUND | | |
| 601 SALE / REDEMP OF INV; CITY CNTY & DIST BONDS | 4,279,128.50- | .00 |
| 603 SALE / REDEMP OF INV; CORPORATE SECURITIES | 55,000.00- | .00 |
| 606 SALE OF CORPORATE STOCK | 8,113,206.94- | .00 |
| 607 SALE / REDEMP OF INV; U S GOV SECURITIES | 17,690,000.00- | .00 |
| 627 AMORTIZATION PREMIUMS & DISCOUNT-PURCHASED | 204.75- | .00 |
| FUND TOTAL | 30,137,540.19- | .00 |
| 112 EDUCATION AGENCY OPERATING FUND | | |
| 625 DEPT TRANS-SALES OF SUPPLIES & SER | 12,111.21- | .00 |
| 626 DEPT TRANS-APPRO & FUND TRANSFERS | 423,769.60- | .00 |
| 630 OPERATION FUND TRANSFERS | 8,613,258.62- | .00 |
| 999 EXPENDITURE REFUNDS APPLIED | 480.98- | .00 |
| FUND TOTAL | 9,049,620.41- | .00 |
| 148 FEDERAL HEALTH EDUCATION & WELFARE FUND | | |
| 199 REVENUE REFUNDS APPLIED | 2,805.83- | .00 |
| 625 DEPT TRANS-SALES OF SUPPLIES & SER | 51,964.00- | .00 |
| 626 DEPT TRANS-APPRO & FUND TRANSFERS | 82,979,550.31 | .00 |
| 999 EXPENDITURE REFUNDS APPLIED | 335,702.50- | .00 |
| FUND TOTAL | 82,589,077.98 | .00 |
| 169 FEDERAL VETERANS EDUCATION FUND | | |
| 626 DEPT TRANS-APPRO & FUND TRANSFERS | 278,416.87 | .00 |
| 171 FEDERAL SCHOOL LUNCH FUND | | |
| 626 DEPT TRANS-APPRO & FUND TRANSFERS | 109,157.39 | .00 |
| 999 EXPENDITURE REFUNDS APPLIED | 23,545.12- | .00 |
| FUND TOTAL | 85,612.27 | .00 |
| 193 FOUNDATION SCHOOL FUND | | |
| 626 DEPT TRANS-APPRO & FUND TRANSFERS | 36,195.34 | .00 |
| 650 UNAPPROPRIATED FROM FUND 120 | 125,317,485.87- | .00 |
| FUND TOTAL | 125,281,290.53- | .00 |
| DEPT TOTAL | 404,835,600.23- | .00 |
| 710 A & M UNIV SYSTEM ADMINISTRATION | | |
| 001 GENERAL REVENUE FUND | | |
| 999 EXPENDITURE REFUNDS APPLIED | 2,235.20- | .00 |
| 185 A & M UNIV WORKMENS COMP INS FUND | | |
| 999 EXPENDITURE REFUNDS APPLIED | 1,972.55- | .00 |
| DEPT TOTAL | 4,207.75- | .00 |
| 711 A & M UNIVERSITY MAIN UNIVERSITY | | |
| 001 GENERAL REVENUE FUND | | |
| 199 REVENUE REFUNDS APPLIED | 8.95- | .00 |
| 999 EXPENDITURE REFUNDS APPLIED | 22,881.77- | .00 |
| FUND TOTAL | 22,890.72- | .00 |
| 047 A & M UNIV AVAILABLE FUND | | |
| 626 DEPT TRANS-APPRO & FUND TRANSFERS | 5,610,696.15- | .00 |
| 999 EXPENDITURE REFUNDS APPLIED | 126,270.80- | .00 |
| FUND TOTAL | 5,736,966.95- | .00 |
| 212 A & M MAIN UNIV INTEREST & SINKING FUND | | |
| 626 DEPT TRANS-APPRO & FUND TRANSFERS | 3,516,268.77- | .00 |

| | GROSS RECEIPTS YEAR TO DATE | REFUND RECEIPTS YEAR TO DATE |
|---|-----------------------------------|------------------------------------|
| ENCL 99: INON-GOVERNMENTAL | | |
| 242 A & M UNIV CURRENT FUND | | |
| 199 REVENUE REFUNDS APPLIED | 73,835.30- | .00- |
| 999 EXPENDITURE REFUNDS APPLIED | 18,756.59- | .00- |
| FUND TOTAL | 92,591.89- | .00- |
| DEPT TOTAL | 9,368,718.33- | .00- |
| 712 ENGINEERING EXPERIMENT STATION & TRANSPR INST | | |
| 001 GENERAL REVENUE FUND | | |
| 999 EXPENDITURE REFUNDS APPLIED | 663.24- | .00- |
| 713 TARLETON COLLEGE | | |
| 194 TARLETON COLLEGE BUILDING FUND | | |
| 626 DEPT TRANS-APPRO & FUND TRANSFERS | 653.23- | .00- |
| 243 TARLETON COLLEGE CURRENT FUND | | |
| 199 REVENUE REFUNDS APPLIED | 4,418.31- | .00- |
| DEPT TOTAL | 5,071.54- | .00- |
| 714 U OF T AT ARLINGTON | | |
| 001 GENERAL REVENUE FUND | | |
| 999 EXPENDITURE REFUNDS APPLIED | 9,960.21- | .00- |
| 195 UT AT ARLINGTON BUILDING FUND | | |
| 626 DEPT TRANS-APPRO & FUND TRANSFERS | 704.52- | .00- |
| 244 UT AT ARLINGTON CURRENT FUND | | |
| 199 REVENUE REFUNDS APPLIED | 29,994.98- | .00- |
| 625 DEPT TRANS-SALES OF SUPPLIES & SER | 36.00- | .00- |
| 999 EXPENDITURE REFUNDS APPLIED | 1,155.84- | .00- |
| FUND TOTAL | 31,186.82- | .00- |
| 390 UT ARLINGTON 1966-77 BLDG BD SINK FUND | | |
| 626 DEPT TRANS-APPRO & FUND TRANSFERS | 1,967,894.04- | .00- |
| DEPT TOTAL | 2,009,745.59- | .00- |
| 715 PRAIRIE VIEW A & M COLLEGE | | |
| 001 GENERAL REVENUE FUND | | |
| 999 EXPENDITURE REFUNDS APPLIED | 624.12- | .00- |
| 207 PRAIRIE VIEW A & M COLLEGE BUILDING FUND | | |
| 626 DEPT TRANS-APPRO & FUND TRANSFERS | 610.20- | .00- |
| 245 PRAIRIE VIEW A & M COLLEGE CURRENT FUND | | |
| 199 REVENUE REFUNDS APPLIED | 4,911.67- | .00- |
| 625 DEPT TRANS-SALES OF SUPPLIES & SER | 2,847.72- | .00- |
| 999 EXPENDITURE REFUNDS APPLIED | 885.22- | .00- |
| FUND TOTAL | 8,644.61- | .00- |
| DEPT TOTAL | 9,878.93- | .00- |
| 717 SOUTHERN UNIVERSITY | | |
| 247 TEXAS SOUTHERN UNIVERSITY CURRENT FUND | | |
| 199 REVENUE REFUNDS APPLIED | 9,411.85- | .00- |
| 625 DEPT TRANS-SALES OF SUPPLIES & SER | 6,799.00- | .00- |
| FUND TOTAL | 16,210.85- | .00- |
| 301 TEXAS SOUTHERN UNIV ALLOC FUND 1958-1967 | | |
| 626 DEPT TRANS-APPRO & FUND TRANSFERS | 4,118.88- | .00- |
| 396 TEX SOUTHERN UNIV 1966-1977 BLDG BD SINK FD | | |
| 626 DEPT TRANS-APPRO & FUND TRANSFERS | 454,393.33- | .00- |

| | GROSS RECEIPTS YEAR TO DATE | REFUND RECEIPTS YEAR TO DATE |
|--|-----------------------------------|------------------------------------|
| 99 NON-GOVERNMENTAL | | |
| DEPT TOTAL | 474,723.06- | .00 |
| 718 TEXAS MARITIME ACADEMY | | |
| 001 GENERAL REVENUE FUND | | |
| 999 EXPENDITURE REFUNDS APPLIED | 262.11- | .00 |
| 275 TEXAS MARITIME ACADEMY CURRENT FUND | | |
| 199 REVENUE REFUNDS APPLIED | 202.00- | .00 |
| 999 EXPENDITURE REFUNDS APPLIED | 55.32- | .00 |
| FUND TOTAL | 257.32- | .00 |
| DEPT TOTAL | 519.43- | .00 |
| 719 TEXAS STATE TECHNICAL INSTITUTE | | |
| 001 GENERAL REVENUE FUND | | |
| 999 EXPENDITURE REFUNDS APPLIED | 2,619.13- | .00 |
| 237 TEXAS STATE TECHNICAL INSTITUTE FUND | | |
| 199 REVENUE REFUNDS APPLIED | 54.00- | .00 |
| 625 DEPT TRANS-SALES OF SUPPLIES & SER | 853.98- | .00 |
| FUND TOTAL | 907.98- | .00 |
| DEPT TOTAL | 3,527.11- | .00 |
| 721 UNIVERSITY OF TEXAS AT AUSTIN | | |
| 011 AVAILABLE UNIVERSITY FUND | | |
| 626 DEPT TRANS-APPRO & FUND TRANSFERS | 15,917,962.72 | .00 |
| 627 AMORTIZATION PREMIUMS & DISCOUNT-PURCHASED | 306,419.87- | .00 |
| 999 EXPENDITURE REFUNDS APPLIED | 24.50- | .00 |
| FUND TOTAL | 15,611,518.35 | .00 |
| 045 PERMANENT UNIVERSITY FUND | | |
| 601 SALE / REDEMP OF INV; CITY CNTY & DIST BONDS | 1,948,000.00- | .00 |
| 603 SALE / REDEMP OF INV; CORPORATE SECURITIES | 193,770,594.46- | .00 |
| 606 SALE OF CORPORATE STOCK | 39,632,002.60- | .00 |
| 607 SALE / REDEMP OF INV; U S GOV SECURITIES | 46,427,000.00- | .00 |
| 608 SALE / REDEMP OF INV; NOTES & OTHERS | 4,439,033.97- | .00 |
| 627 AMORTIZATION PREMIUMS & DISCOUNT-PURCHASED | 394,129.39 | .00 |
| FUND TOTAL | 285,822,501.64- | .00 |
| 211 UNIV OF TEXAS INTEREST & SINKING FUND | | |
| 626 DEPT TRANS-APPRO & FUND TRANSFERS | 6,790,997.80- | .00 |
| 248 UNIV OF TEXAS AT AUSTIN CURRENT FUND | | |
| 199 REVENUE REFUNDS APPLIED | 4,263.65- | .00 |
| 625 DEPT TRANS-SALES OF SUPPLIES & SER | 135,604.42- | .00 |
| FUND TOTAL | 139,868.07- | .00 |
| DEPT TOTAL | 277,141,849.16- | .00 |
| 724 U OF T AT EL PASO | | |
| 198 UT AT EL PASO BUILDING FUND | | |
| 626 DEPT TRANS-APPRO & FUND TRANSFERS | 538.86- | .00 |
| 730 UNIVERSITY OF HOUSTON | | |
| 001 GENERAL REVENUE FUND | | |
| 625 DEPT TRANS-SALES OF SUPPLIES & SER | 965.36- | .00 |
| 225 UNIVERSITY OF HOUSTON CURRENT FUND | | |
| 625 DEPT TRANS-SALES OF SUPPLIES & SER | 51,383.70- | .00 |
| 398 UNIV OF HOUSTON 1966-1977 BLDG BO SINK FD | | |
| 626 DEPT TRANS-APPRO & FUND TRANSFERS | 2,400,534.22- | .00 |

| | GROSS RECEIPTS YEAR TO DATE | REFUND RECEIPTS YEAR TO DATE |
|---|-----------------------------------|------------------------------------|
| 99 NON-GOVERNMENTAL | | |
| DEPT TOTAL | 2,452,883.28- | .00 |
| 731 TEXAS WOMANS UNIVERSITY | | |
| 196 TEXAS WOMANS UNIVERSITY BUILDING FUND | | |
| 626 DEPT TRANS-APPRO & FUND TRANSFERS | 1,316.49- | .00 |
| 306 TEX WOMANS UNIV ALLOC FUND 1958-67 | | |
| 626 DEPT TRANS-APPRO & FUND TRANSFERS | 2,867.65- | .00 |
| 395 TEX WOMANS UNIV 1966-1977 BLDG BD SINK FD | | |
| 626 DEPT TRANS-APPRO & FUND TRANSFERS | 369,788.66- | .00 |
| DEPT TOTAL | 373,972.80- | .00 |
| 732 A & I UNIVERSITY | | |
| 001 GENERAL REVENUE FUND | | |
| 999 EXPENDITURE REFUNDS APPLIED | 745.77- | .00 |
| 197 A & I UNIVERSITY BUILDING FUND | | |
| 626 DEPT TRANS-APPRO & FUND TRANSFERS | 542.99- | .00 |
| 254 A & I UNIV CURRENT FUND | | |
| 199 REVENUE REFUNDS APPLIED | 30,092.88- | .00 |
| 615 PETTY CASH ADVANCE REPAYMENTS | 750.00- | .00 |
| 625 DEPT TRANS-SALES OF SUPPLIES & SER | 9,337.00- | .00 |
| FUND TOTAL | 40,179.88- | .00 |
| 309 A & I UNIV ALLOCATION FUND 1958-67 | | |
| 626 DEPT TRANS-APPRO & FUND TRANSFERS | 3,449.40- | .00 |
| 394 A & I UNIV 1966-77 BLDG BD SINK FUND | | |
| 626 DEPT TRANS-APPRO & FUND TRANSFERS | 516,413.45- | .00 |
| DEPT TOTAL | 561,331.49- | .00 |
| 733 TEXAS TECHNOLOGICAL UNIV | | |
| 001 GENERAL REVENUE FUND | | |
| 625 DEPT TRANS-SALES OF SUPPLIES & SER | 198,884.41- | .00 |
| 999 EXPENDITURE REFUNDS APPLIED | 3,920.82- | .00 |
| FUND TOTAL | 202,805.23- | .00 |
| 199 TEXAS TECH UNIV BLDG FUND | | |
| 626 DEPT TRANS-APPRO & FUND TRANSFERS | 1,889.54- | .00 |
| 255 TEXAS TECHNOLOGICAL UNIV CURRENT FUND | | |
| 199 REVENUE REFUNDS APPLIED | 36,336.65- | .00 |
| 625 DEPT TRANS-SALES OF SUPPLIES & SER | 13,800.00- | .00 |
| 999 EXPENDITURE REFUNDS APPLIED | 309.13- | .00 |
| FUND TOTAL | 50,445.78- | .00 |
| 312 TEXAS TECH UNIV ALLOC FUND 1958-67 | | |
| 626 DEPT TRANS-APPRO & FUND TRANSFERS | 11,023.05- | .00 |
| 391 TEXAS TECH UNIV 1966-1977 BLDG BD SINK FD | | |
| 626 DEPT TRANS-APPRO & FUND TRANSFERS | 1,995,831.36- | .00 |
| DEPT TOTAL | 2,261,994.96- | .00 |
| 734 LAMAR UNIVERSITY | | |
| 256 LAMAR UNIVERSITY CURRENT FUND | | |
| 199 REVENUE REFUNDS APPLIED | 17,671.59- | .00 |
| 625 DEPT TRANS-SALES OF SUPPLIES & SER | 315,423.39- | .00 |
| FUND TOTAL | 333,094.98- | .00 |
| 315 LAMAR UNIV ALLOC FUND 1958-67 | | |
| 626 DEPT TRANS-APPRO & FUND TRANSFERS | 5,185.25- | .00 |


| | GROSS RECEIPTS YEAR TO DATE | REFUND RECEIPTS YEAR TO DATE |
|--|-----------------------------------|------------------------------------|
| 99 NON-GOVERNMENTAL | | |
| 393 LAMAR UNIV 1966-1977 BLDG BD SINK FD | | |
| 626 DEPT TRANS-APPRO & FUND TRANSFERS | 1,231,628.92- | .00 |
| DEPT TOTAL | 1,569,909.15- | .00 |
| 735 MIDWESTERN UNIVERSITY | | |
| 264 MIDWESTERN UNIVERSITY CURRENT FUND | | |
| 199 REVENUE REFUNDS APPLIED | 7,795.49- | .00 |
| 625 DEPT TRANS-SALES OF SUPPLIES & SER | 30.00- | .00 |
| FUND TOTAL | 7,825.49- | .00 |
| 397 MIDWESTERN UNIV 1966-1977 BLDG BD SINK FD | | |
| 626 DEPT TRANS-APPRO & FUND TRANSFERS | 407,286.30- | .00 |
| DEPT TOTAL | 415,111.79- | .00 |
| 736 PAN AMERICAN UNIVERSITY | | |
| 226 PAN AMERICAN UNIV CURRENT FUND | | |
| 625 DEPT TRANS-SALES OF SUPPLIES & SER | 32,676.57- | .00 |
| 999 EXPENDITURE REFUNDS APPLIED | 926.94- | .00 |
| FUND TOTAL | 33,603.51- | .00 |
| 399 PAN AM UNIV 1966-1977 BLDG BD SINK FD | | |
| 626 DEPT TRANS-APPRO & FUND TRANSFERS | 385,861.84- | .00 |
| DEPT TOTAL | 419,465.35- | .00 |
| 737 ANGELO STATE UNIV | | |
| 227 ANGELO STATE UNIV CURRENT FUND | | |
| 199 REVENUE REFUNDS APPLIED | 4,850.70- | .00 |
| 625 DEPT TRANS-SALES OF SUPPLIES & SER | 764.00- | .00 |
| FUND TOTAL | 5,614.70- | .00 |
| 406 ANGELO ST UNIV 1966-1977 BLDG BD SINK FD | | |
| 626 DEPT TRANS-APPRO & FUND TRANSFERS | 116,009.98- | .00 |
| DEPT TOTAL | 121,624.68- | .00 |
| 739 TEXAS TECH UNIVER SCHOOL OF MEDICINE | | |
| 001 GENERAL REVENUE FUND | | |
| 999 EXPENDITURE REFUNDS APPLIED | 163.25- | .00 |
| 751 EAST TEXAS STATE UNIV | | |
| 001 GENERAL REVENUE FUND | | |
| 999 EXPENDITURE REFUNDS APPLIED | 173.20- | .00 |
| 200 EAST TEXAS UNIV BUILDING FUND | | |
| 626 DEPT TRANS-APPRO & FUND TRANSFERS | 925.61- | .00 |
| 257 EAST TEXAS STATE UNIV CURRENT FUND | | |
| 199 REVENUE REFUNDS APPLIED | 13,472.54- | .00 |
| 625 DEPT TRANS-SALES OF SUPPLIES & SER | 12,797.74- | .00 |
| 999 EXPENDITURE REFUNDS APPLIED | 73.75- | .00 |
| FUND TOTAL | 26,344.03- | .00 |
| 323 EAST TEX STATE UNIV ALLOC FUND 1958-67 | | |
| 626 DEPT TRANS-APPRO & FUND TRANSFERS | 3,384.15- | .00 |
| 400 EAST TEX ST UNIV 1966-1977 BLDG BD SINK FD | | |
| 626 DEPT TRANS-APPRO & FUND TRANSFERS | 217,251.82- | .00 |
| DEPT TOTAL | 248,078.81- | .00 |
| 752 NORTH TEXAS STATE UNIVERSITY | | |
| 201 NORTH TEXAS STATE UNIVERSITY BUILDING FUND | | |
| 626 DEPT TRANS-APPRO & FUND TRANSFERS | 1,443.83- | .00 |

| | GROSS RECEIPTS YEAR TO DATE | REFUND RECEIPTS YEAR TO DATE |
|---|--------------------------------|---------------------------------|
| 99 NON-GOVERNMENTAL | | |
| 258 NORTH TEXAS STATE UNIV CURRENT FUND | | |
| 199 REVENUE REFUNDS APPLIED | 12,640.53- | .00 |
| 625 DEPT TRANS-SALES OF SUPPLIES & SER | 10,376.88- | .00 |
| FUND TOTAL | 23,017.41- | .00 |
| 320 NORTH TEX STATE UNIV ALLOC FUND 1958-67 | | |
| 626 DEPT TRANS-APPRO & FUND TRANSFERS | 8,853.06- | .00 |
| 392 NORTH TEXAS ST UNIV 1966-1977 BLDG BD SINK FD | | |
| 626 DEPT TRANS-APPRO & FUND TRANSFERS | 1,640,802.59- | .00 |
| DEPT TOTAL | 1,674,116.89- | .00 |
| 753 SAM HOUSTON STATE UNIV | | |
| 202 SAM HOUSTON STATE UNIV BLDG FUND | | |
| 626 DEPT TRANS-APPRO & FUND TRANSFERS | 633.78- | .00 |
| 259 SAM HOUSTON UNIV CURRENT FUND | | |
| 199 REVENUE REFUNDS APPLIED | 1,553.40- | .00 |
| 625 DEPT TRANS-SALES OF SUPPLIES & SER | 9,790.40- | .00 |
| FUND TOTAL | 11,343.80- | .00 |
| 324 SAM HOUSTON UNIV ALLOC FUND 1958-67 | | |
| 626 DEPT TRANS-APPRO & FUND TRANSFERS | 3,875.98- | .00 |
| 401 SAM HOUSTON ST UNIV 1966-1977 BLDG BD SINK FD | | |
| 626 DEPT TRANS-APPRO & FUND TRANSFERS | 242,446.68- | .00 |
| DEPT TOTAL | 258,300.24- | .00 |
| 754 SOUTHWEST TEXAS STATE UNIV | | |
| 001 GENERAL REVENUE FUND | | |
| 999 EXPENDITURE REFUNDS APPLIED | 35.00- | .00 |
| 203 SOUTHWEST TEXAS UNIV BUILDING FUND | | |
| 626 DEPT TRANS-APPRO & FUND TRANSFERS | 774.68- | .00 |
| 260 SOUTHWEST TEXAS UNIV CURRENT FUND | | |
| 199 REVENUE REFUNDS APPLIED | 18,489.66- | .00 |
| 625 DEPT TRANS-SALES OF SUPPLIES & SER | 7,816.44- | .00 |
| 999 EXPENDITURE REFUNDS APPLIED | 6,101.61- | .00 |
| FUND TOTAL | 32,407.71- | .00 |
| 325 SOUTHWEST STATE UNIV ALLOC FUND 1958-67 | | |
| 626 DEPT TRANS-APPRO & FUND TRANSFERS | 2,984.90- | .00 |
| 402 SOUTHW TEX ST UNIV 1966-1977 BLDG BD SINK FD | | |
| 626 DEPT TRANS-APPRO & FUND TRANSFERS | 227,756.65- | .00 |
| DEPT TOTAL | 263,958.94- | .00 |
| 755 S F AUSTIN STATE UNIV | | |
| 001 GENERAL REVENUE FUND | | |
| 999 EXPENDITURE REFUNDS APPLIED | 1,694.44- | .00 |
| 204 STEPHEN F AUSTIN UNIV BUILDING FUND | | |
| 626 DEPT TRANS-APPRO & FUND TRANSFERS | 519.99- | .00 |
| 281 STEPHEN F AUSTIN UNIV CURRENT FUND | | |
| 625 DEPT TRANS-SALES OF SUPPLIES & SER | 8,476.87- | .00 |
| 326 STEPHEN F AUSTIN UNIV ALLOC FUND 1958-67 | | |
| 626 DEPT TRANS-APPRO & FUND TRANSFERS | 2,291.60- | .00 |
| 404 S F AUSTIN ST UNIV 1966-1977 BLDG BD SINK FD | | |
| 626 DEPT TRANS-APPRO & FUND TRANSFERS | 246,668.18- | .00 |

| | GROSS RECEIPTS YEAR TO DATE | REFUND RECEIPTS YEAR TO DATE |
|--|-----------------------------------|------------------------------------|
| 99 NON-GOVERNMENTAL | | |
| DEPT TOTAL | 259,651.08- | .00 |
| 756 SUL ROSS STATE UNIV | | |
| 205 SUL ROSS UNIV BUILDING FUND | | |
| 626 DEPT TRANS-APPRO & FUND TRANSFERS | 245.85- | .00 |
| 262 SUL ROSS UNIV CURRENT FUND | | |
| 199 REVENUE REFUNDS APPLIED | 3,374.90- | .00 |
| 625 DEPT TRANS-SALES OF SUPPLIES & SER | 2,865.50- | .00 |
| FUND TOTAL | 6,240.40- | .00 |
| 327 SUL ROSS STATE UNIV ALLOC FUND 1958-67 | | |
| 626 DEPT TRANS-APPRO & FUND TRANSFERS | 1,214.33- | .00 |
| 405 SUL ROSS ST UNIV 1966-1977 BLDG BD SINK FD | | |
| 626 DEPT TRANS-APPRO & FUND TRANSFERS | 56,462.68- | .00 |
| DEPT TOTAL | 64,163.26- | .00 |
| 757 WEST TEXAS STATE UNIVERSITY | | |
| 206 WEST TEXAS STATE UNIVERSITY BUILDING FUND | | |
| 626 DEPT TRANS-APPRO & FUND TRANSFERS | 618.45- | .00 |
| 263 WEST TEXAS STATE UNIV CURRENT FUND | | |
| 199 REVENUE REFUNDS APPLIED | 6,293.85- | .00 |
| 625 DEPT TRANS-SALES OF SUPPLIES & SER | 61,695.14- | .00 |
| FUND TOTAL | 67,988.99- | .00 |
| 328 WEST TEX STATE UNIV ALLOC FUND 1958-67 | | |
| 626 DEPT TRANS-APPRO & FUND TRANSFERS | 2,855.41- | .00 |
| 403 WEST TEX ST UNIV 1966-1977 BLDG BD SINK FD | | |
| 626 DEPT TRANS-APPRO & FUND TRANSFERS | 185,531.41- | .00 |
| DEPT TOTAL | 256,994.26- | .00 |
| 758 BOARD OF REGENTS-STATE SENIOR COLLEGES | | |
| 407 ST SENIOR COLLEGES 1966-1977 BLDG BD SINK FD | | |
| 626 DEPT TRANS-APPRO & FUND TRANSFERS | 2,210,369.07- | .00 |
| 781 COORDINATING BOARD COLLEGE & UNIV SYSTEM | | |
| 001 GENERAL REVENUE FUND | | |
| 625 DEPT TRANS-SALES OF SUPPLIES & SER | 1,050.00- | .00 |
| 626 DEPT TRANS-APPRO & FUND TRANSFERS | 5,400.00 | .00 |
| 999 EXPENDITURE REFUNDS APPLIED | 1,036.40- | .00 |
| FUND TOTAL | 3,313.60 | .00 |
| 387 TEXAS OPPORTUNITY PLAN FUND | | |
| 600 SALE OF STATE BONDS ISSUED | 32,500,000.00- | .00 |
| 607 SALE / REDEMP OF INV; U S GOV SECURITIES | 30,000,000.00- | .00 |
| 626 DEPT TRANS-APPRO & FUND TRANSFERS | 4,000,000.00 | .00 |
| 627 AMORTIZATION PREMIUMS & DISCOUNT-PURCHASED | 128,130.00 | .00 |
| FUND TOTAL | 58,371,870.00- | .00 |
| 388 COLLEGE STUDENT LOANS BONDS INT & SINK FUND | | |
| 607 SALE / REDEMP OF INV; U S GOV SECURITIES | 9,656,000.00- | .00 |
| 618 REPAYMENT OF PRINCIPAL COLLEGE STUDENT LOANS | 5,444,820.00- | .00 |
| 626 DEPT TRANS-APPRO & FUND TRANSFERS | 4,000,000.00- | .00 |
| 627 AMORTIZATION PREMIUMS & DISCOUNT-PURCHASED | 151,264.45- | .00 |
| FUND TOTAL | 19,252,084.45- | .00 |
| DEPT TOTAL | 77,620,640.85- | .00 |

| | GROSS RECEIPTS YEAR TO DATE | REFUND RECEIPTS YEAR TO DATE |
|--|-----------------------------------|------------------------------------|
| 99 NON-GOVERNMENTAL | | |
| 802 PARKS AND WILD LIFE DEPARTMENT | | |
| 001 GENERAL REVENUE FUND | | |
| 999 EXPENDITURE REFUNDS APPLIED | 122.84- | .00 |
| 009 SPECIAL GAME & FISH FUND | | |
| 199 REVENUE REFUNDS APPLIED | 104,550.04- | .00 |
| 621 SERVICE CHARGES | 151,317.41 | .00 |
| 625 DEPT TRANS-SALES OF SUPPLIES & SER | 3,149.50- | .00 |
| 626 DEPT TRANS-APPRO & FUND TRANSFERS | 1,200.00 | .00 |
| 999 EXPENDITURE REFUNDS APPLIED | 5,250.84- | .00 |
| FUND TOTAL | 39,567.03 | .00 |
| 031 TEXAS PARKS FUND | | |
| 650 UNAPPROPRIATED FROM FUND 120 | 1,138,067.18- | .00 |
| 059 SPECIAL BOAT FUND | | |
| 199 REVENUE REFUNDS APPLIED | 10.50- | .00 |
| 621 SERVICE CHARGES | 3,207.14 | .00 |
| FUND TOTAL | 3,196.64 | .00 |
| 063 LAND & WATER RECREATION & SAFETY FUND | | |
| 621 SERVICE CHARGES | 1,603.57 | .00 |
| 663 UNCLAIMED MOTORBOAT FUEL REFUNDS | 1,702,570.09- | .00 |
| 999 EXPENDITURE REFUNDS APPLIED | 1,460.07- | .00 |
| FUND TOTAL | 1,702,426.59- | .00 |
| 064 STATE PARKS FUND | | |
| 621 SERVICE CHARGES | 5,707.99 | .00 |
| 999 EXPENDITURE REFUNDS APPLIED | 1,636.66- | .00 |
| FUND TOTAL | 4,071.33 | .00 |
| 223 FEDERAL LAND AND WATER CONSERVATION FUND | | |
| 999 EXPENDITURE REFUNDS APPLIED | 10.65- | .00 |
| 408 TEXAS PARK DEVELOPMENT FUND | | |
| 607 SALE / REDEMP OF INV; U S GOV SECURITIES | 7,350,000.00- | .00 |
| 627 AMORTIZATION PREMIUMS & DISCOUNT-PURCHASED | 245,074.56- | .00 |
| FUND TOTAL | 7,595,074.56- | .00 |
| 409 PARK DEVELOPMENT BONDS INT SINKING FUND | | |
| 607 SALE / REDEMP OF INV; U S GOV SECURITIES | 2,830,000.00- | .00 |
| 627 AMORTIZATION PREMIUMS & DISCOUNT-PURCHASED | 103,251.16- | .00 |
| FUND TOTAL | 2,933,251.16- | .00 |
| DEPT TOTAL | 13,322,117.98- | .00 |
| 808 HISTORICAL SURVEY COMMITTEE | | |
| 001 GENERAL REVENUE FUND | | |
| 625 DEPT TRANS-SALES OF SUPPLIES & SER | 57,159.79- | .00 |
| 999 EXPENDITURE REFUNDS APPLIED | 26.00- | .00 |
| FUND TOTAL | 57,185.79- | .00 |
| 813 TEXAS FINE ARTS COMMISSION | | |
| 001 GENERAL REVENUE FUND | | |
| 999 EXPENDITURE REFUNDS APPLIED | 50.80- | .00 |
| 902 MISCELLANEOUS | | |
| 001 GENERAL REVENUE FUND | | |
| 620 UNEXPENDED BALANCES | 542,997.44- | .00 |

| | GROSS RECEIPTS YEAR TO DATE | REFUND RECEIPTS YEAR TO DATE |
|---|-----------------------------------|------------------------------------|
| 99 NON-GOVERNMENTAL | | |
| 906 AMERICAN BICENTENNIAL REVOLUTION COMMISSION | | |
| 001 GENERAL REVENUE FUND | | |
| 626 DEPT TRANS-APPRO & FUND TRANSFERS | 16,850.28 | .00 |
| 070 BICENTENNIAL FUND | | |
| 626 DEPT TRANS-APPRO & FUND TRANSFERS | 16,850.28- | .00 |
| DEPT TOTAL | .00 | .00 |
| | SOURCE TOTAL | .00 |
| | 1,683,867,469.98- | .00 |
| GRAND TOTAL | 5,157,520,013.47- | 12,584,421.63- |



**DISBURSEMENTS BY FUNCTION,
DEPARTMENT & FUND**

| | GROSS DISBURSEMENTS YEAR TO DATE | REFUND DISBURSEMENTS YEAR TO DATE |
|---|--|---|
| 01 LEGISLATIVE | | |
| 101 SENATE | | |
| 001 GENERAL REVENUE FUND | | |
| 001 SALARIES AND WAGES | 2,539,224.35 | .00 |
| 002 PROFESSIONAL SERVICES AND FEES | 31,792.34 | .00 |
| 010 PRINTING AND OFFICE SUPPLIES | 104,527.66 | .00 |
| 016 OTHER SUPPLIES AND MATERIALS | 52,737.92 | .00 |
| 020 POSTAGE | 157,200.00 | 169.74 |
| 021 UTILITIES TELEPHONE AND TELEGRAPH | 108,723.28 | .00 |
| 022 TRANSPORTATION OF THINGS | 5,755.75 | .00 |
| 024 REPAIRS OTHER CONTRACT | 775.45 | .00 |
| 025 TRAVEL EXPENSE | 66,240.00 | .00 |
| 026 RENTS | 171,652.09 | .00 |
| 028 OTHER OPERATING EXPENSES | 72,759.94 | .00 |
| 060 EQUIPMENT AND FURNITURE INVENTORY | 46,871.75 | .00 |
| 062 LIBRARY BOOKS | 3,170.00 | .00 |
| 068 BLDG PURCHASED CONST & REMODELED | 31,513.11 | .00 |
| FUND TOTAL | 3,392,943.64 | 169.74 |
| 102 HOUSE OF REPRESENTATIVES | | |
| 001 GENERAL REVENUE FUND | | |
| 001 SALARIES AND WAGES | 3,127,664.13 | 193.79 |
| 002 PROFESSIONAL SERVICES AND FEES | 11,133.24 | .00 |
| 010 PRINTING AND OFFICE SUPPLIES | 266,037.12 | .00 |
| 011 GASOLINE OIL LUB WASH AND GREASE | 76.02 | .00 |
| 013 CLOTHING AND DRYGOODS FOR PERSONS | 23.88 | .00 |
| 019 DRUGS AND CHEMICALS FOR MEDICAL & LAB | 7.83 | .00 |
| 016 OTHER SUPPLIES AND MATERIALS | 49,092.70 | 8.15 |
| 020 POSTAGE | 245,270.00 | .00 |
| 021 UTILITIES TELEPHONE AND TELEGRAPH | 245,340.66 | 780.81 |
| 022 TRANSPORTATION OF THINGS | 334.09 | .00 |
| 024 REPAIRS OTHER CONTRACT | 8,318.61 | .00 |
| 025 TRAVEL EXPENSE | 178,288.31 | 60.40 |
| 026 RENTS | 246,144.05 | 339.02 |
| 028 OTHER OPERATING EXPENSES | 119,626.55 | 153.52 |
| 060 EQUIPMENT AND FURNITURE INVENTORY | 193,648.80 | .00 |
| 062 LIBRARY BOOKS | 125.00 | .00 |
| 068 BLDG PURCHASED CONST & REMODELED | 13,794.75 | .00 |
| FUND TOTAL | 4,704,925.74 | 1,535.69 |
| 103 LEGISLATIVE COUNCIL | | |
| 001 GENERAL REVENUE FUND | | |
| 001 SALARIES AND WAGES | 592,183.21 | .00 |
| 002 PROFESSIONAL SERVICES AND FEES | 100.00 | .00 |
| 010 PRINTING AND OFFICE SUPPLIES | 23,339.05 | .00 |
| 016 OTHER SUPPLIES AND MATERIALS | 13,028.41 | .00 |
| 020 POSTAGE | 3,393.30 | .00 |
| 021 UTILITIES TELEPHONE AND TELEGRAPH | 34.57 | 90.24 |
| 022 TRANSPORTATION OF THINGS | 60.00 | .00 |
| 024 REPAIRS OTHER CONTRACT | 336.34 | .00 |

| | GROSS DISBURSEMENTS YEAR TO DATE | REFUND DISBURSEMENTS YEAR TO DATE |
|---------------------------------------|--|---|
| 01 LEGISLATIVE | | |
| 025 TRAVEL EXPENSE | 21,141.38 | .00 |
| 026 RENTS | 48,800.17 | .00 |
| 028 OTHER OPERATING EXPENSES | 37,313.28 | .00 |
| 060 EQUIPMENT AND FURNITURE INVENTORY | 8,257.65 | .00 |
| 062 LIBRARY BOOKS | 2,734.95 | .00 |
| 068 BLDG PURCHASED CONST & REMODELED | 1,720.00 | .00 |
| FUND TOTAL | 752,444.31 | 90.24 |
| 104 LEGISLATIVE BUDGET BOARD | | |
| 001 GENERAL REVENUE FUND | | |
| 001 SALARIES AND WAGES | 179,216.81 | .00 |
| 010 PRINTING AND OFFICE SUPPLIES | 3,031.37 | .00 |
| 016 OTHER SUPPLIES AND MATERIALS | 1,406.57 | .00 |
| 020 POSTAGE | 548.50 | .00 |
| 022 TRANSPORTATION OF THINGS | 188.35 | .00 |
| 024 REPAIRS OTHER CONTRACT | 17.25 | .00 |
| 025 TRAVEL EXPENSE | 6,627.63 | .00 |
| 026 RENTS | 9,968.27 | .00 |
| 028 OTHER OPERATING EXPENSES | 13,142.31 | .00 |
| 060 EQUIPMENT AND FURNITURE INVENTORY | 4,306.71 | .00 |
| 062 LIBRARY BOOKS | 138.50 | .00 |
| FUND TOTAL | 218,592.27 | .00 |
| 105 LEGISLATIVE REFERENCE LIBRARY | | |
| 001 GENERAL REVENUE FUND | | |
| 001 SALARIES AND WAGES | 60,558.15 | .00 |
| 010 PRINTING AND OFFICE SUPPLIES | 686.42 | .00 |
| 016 OTHER SUPPLIES AND MATERIALS | 231.18 | .00 |
| 020 POSTAGE | 432.40 | .00 |
| 022 TRANSPORTATION OF THINGS | 2,664.43 | .00 |
| 025 TRAVEL EXPENSE | 739.33 | .00 |
| 026 RENTS | 2,744.64 | .00 |
| 028 OTHER OPERATING EXPENSES | 8,883.56 | 15.60 |
| 060 EQUIPMENT AND FURNITURE INVENTORY | 1,388.00 | .00 |
| 062 LIBRARY BOOKS | 15,366.64 | .00 |
| FUND TOTAL | 93,694.75 | 15.60 |
| 107 COMMISSION ON UNIFORM STATE LAWS | | |
| 001 GENERAL REVENUE FUND | | |
| 025 TRAVEL EXPENSE | 1,043.54 | .00 |
| 028 OTHER OPERATING EXPENSES | 3,850.00 | .00 |
| FUND TOTAL | 4,893.54 | .00 |
| 308 AUDITOR | | |
| 001 GENERAL REVENUE FUND | | |
| 001 SALARIES AND WAGES | 1,024,101.40 | .00 |
| 010 PRINTING AND OFFICE SUPPLIES | 8,300.73 | .00 |
| 016 OTHER SUPPLIES AND MATERIALS | 478.99 | .00 |
| 020 POSTAGE | 3,700.00 | .00 |
| 024 REPAIRS OTHER CONTRACT | 477.83 | .00 |
| 025 TRAVEL EXPENSE | 84,036.04 | .00 |

| | GROSS DISBURSEMENTS YEAR TO DATE | REFUND DISBURSEMENTS YEAR TO DATE |
|---------------------------------------|--|---|
| 01 LEGISLATIVE | | |
| 026 RENTS | 1,066.58 | .00 |
| 028 OTHER OPERATING EXPENSES | 1,270.45 | .00 |
| 060 EQUIPMENT AND FURNITURE INVENTORY | 7,514.67 | .00 |
| 062 LIBRARY BOOKS | 162.82 | .00 |
| FUND TOTAL | 1,131,109.51 | .00 |
| | FUNCTION TOTAL | 10,298,603.76 |
| 02 JUDICIAL | | |
| 201 SUPREME COURT | | |
| 001 GENERAL REVENUE FUND | | |
| 001 SALARIES AND WAGES | 489,287.86 | .00 |
| 010 PRINTING AND OFFICE SUPPLIES | 3,253.83 | .00 |
| 016 OTHER SUPPLIES AND MATERIALS | 250.20 | .00 |
| 020 POSTAGE | 850.00 | .00 |
| 021 UTILITIES TELEPHONE AND TELEGRAPH | 3.39 | .00 |
| 022 TRANSPORTATION OF THINGS | 4.05 | .00 |
| 024 REPAIRS OTHER CONTRACT | 77.05 | .00 |
| 025 TRAVEL EXPENSE | 1,237.52 | .00 |
| 026 RENTS | 815.65 | .00 |
| 028 OTHER OPERATING EXPENSES | 383.92 | .00 |
| 060 EQUIPMENT AND FURNITURE INVENTORY | 543.94 | .00 |
| 062 LIBRARY BOOKS | 13,888.63 | .00 |
| FUND TOTAL | 510,596.04 | .00 |
| 211 COURT OF CRIMINAL APPEALS | | |
| 001 GENERAL REVENUE FUND | | |
| 001 SALARIES AND WAGES | 272,113.50 | .00 |
| 010 PRINTING AND OFFICE SUPPLIES | 2,222.29 | .00 |
| 016 OTHER SUPPLIES AND MATERIALS | 592.05 | .00 |
| 020 POSTAGE | 1,150.00 | .00 |
| 021 UTILITIES TELEPHONE AND TELEGRAPH | 4.11 | .00 |
| 022 TRANSPORTATION OF THINGS | 5.00 | .00 |
| 025 TRAVEL EXPENSE | 1,254.07 | .00 |
| 026 RENTS | 36.00 | .00 |
| 027 SURETY BOND PREMIUMS | 25.00 | .00 |
| 028 OTHER OPERATING EXPENSES | 339.75 | .00 |
| 060 EQUIPMENT AND FURNITURE INVENTORY | 8,128.57 | .00 |
| 062 LIBRARY BOOKS | 4,320.15 | .00 |
| FUND TOTAL | 290,190.49 | .00 |
| 212 JUDICIAL COUNCIL | | |
| 001 GENERAL REVENUE FUND | | |
| 001 SALARIES AND WAGES | 14,338.00 | .00 |
| 010 PRINTING AND OFFICE SUPPLIES | 2,762.74 | .00 |
| 016 OTHER SUPPLIES AND MATERIALS | 22.22 | .00 |
| 020 POSTAGE | 785.00 | .00 |
| 022 TRANSPORTATION OF THINGS | 2.20 | .00 |
| 025 TRAVEL EXPENSE | 2,867.65 | .00 |
| 026 RENTS | 21.60 | .00 |
| 028 OTHER OPERATING EXPENSES | 199.49 | .00 |

| | GROSS DISBURSEMENTS YEAR TO DATE | REFUND DISBURSEMENTS YEAR TO DATE |
|---|--|---|
| 02 JUDICIAL | | |
| 062 LIBRARY BOOKS | 85.05 | .00 |
| FUND TOTAL | 21,083.95 | .00 |
| 213 STATE ATTY BEFORE COURT OF CRIMINAL APPEALS | | |
| 001 GENERAL REVENUE FUND | | |
| 001 SALARIES AND WAGES | 26,500.00 | .00 |
| 010 PRINTING AND OFFICE SUPPLIES | 9.65 | .00 |
| 020 POSTAGE | 56.00 | .00 |
| 026 RENTS | 21.60 | .00 |
| 062 LIBRARY BOOKS | 775.66 | .00 |
| FUND TOTAL | 27,362.91 | .00 |
| 221 COURT OF CIVIL APPEALS--FIRST DIST | | |
| 001 GENERAL REVENUE FUND | | |
| 001 SALARIES AND WAGES | 110,771.42 | .00 |
| 010 PRINTING AND OFFICE SUPPLIES | 312.80 | .00 |
| 020 POSTAGE | 344.55 | .00 |
| 024 REPAIRS OTHER CONTRACT | 94.50 | .00 |
| 025 TRAVEL EXPENSE | 197.97 | .00 |
| 028 OTHER OPERATING EXPENSES | 13.05 | .00 |
| 062 LIBRARY BOOKS | 3,035.10 | .00 |
| FUND TOTAL | 114,769.39 | .00 |
| 222 COURT OF CIVIL APPEALS--SECOND DIST | | |
| 001 GENERAL REVENUE FUND | | |
| 001 SALARIES AND WAGES | 103,634.00 | .00 |
| 010 PRINTING AND OFFICE SUPPLIES | 259.06 | .00 |
| 016 OTHER SUPPLIES AND MATERIALS | 298.50 | .00 |
| 020 POSTAGE | 300.00 | .00 |
| 021 UTILITIES TELEPHONE AND TELEGRAPH | 193.80 | .00 |
| 025 TRAVEL EXPENSE | 126.04 | .00 |
| 027 SURETY BOND PREMIUMS | 23.00 | .00 |
| 028 OTHER OPERATING EXPENSES | 178.50 | .00 |
| 062 LIBRARY BOOKS | 1,427.70 | .00 |
| FUND TOTAL | 106,440.60 | .00 |
| 223 COURT OF CIVIL APPEALS--THIRD DIST | | |
| 001 GENERAL REVENUE FUND | | |
| 001 SALARIES AND WAGES | 105,656.00 | .00 |
| 010 PRINTING AND OFFICE SUPPLIES | 181.17 | .00 |
| 016 OTHER SUPPLIES AND MATERIALS | 609.34 | .00 |
| 020 POSTAGE | 490.00 | .00 |
| 022 TRANSPORTATION OF THINGS | 12.35 | .00 |
| 025 TRAVEL EXPENSE | 221.40 | .00 |
| 026 RENTS | 28.80 | .00 |
| 027 SURETY BOND PREMIUMS | 50.00 | .00 |
| 028 OTHER OPERATING EXPENSES | 272.41 | .00 |
| 062 LIBRARY BOOKS | 2,798.80 | .00 |
| FUND TOTAL | 110,320.27 | .00 |
| 224 COURT OF CIVIL APPEALS--FOURTH DIST | | |
| 001 GENERAL REVENUE FUND | | |
| 001 SALARIES AND WAGES | 113,778.00 | .00 |

| | GROSS DISBURSEMENTS YEAR TO DATE | REFUND DISBURSEMENTS YEAR TO DATE |
|---|--|---|
| 02 JUDICIAL | | |
| 010 PRINTING AND OFFICE SUPPLIES | 413.35 | .00 |
| 020 POSTAGE | 400.00 | .00 |
| 024 REPAIRS OTHER CONTRACT | 94.75 | .00 |
| 025 TRAVEL EXPENSE | 274.69 | .00 |
| 027 SURETY BOND PREMIUMS | 35.00 | .00 |
| 028 OTHER OPERATING EXPENSES | 468.11 | .00 |
| 062 LIBRARY BOOKS | 1,347.25 | .00 |
| FUND TOTAL | 116,811.15 | .00 |
| 225 COURT OF CIVIL APPEALS-FIFTH DIST | | |
| 001 GENERAL REVENUE FUND | | |
| 001 SALARIES AND WAGES | 112,428.00 | .00 |
| 010 PRINTING AND OFFICE SUPPLIES | 375.52 | .00 |
| 020 POSTAGE | 125.00 | .00 |
| 021 UTILITIES TELEPHONE AND TELEGRAPH | 626.59 | .00 |
| 025 TRAVEL EXPENSE | 365.09 | .00 |
| 028 OTHER OPERATING EXPENSES | 42.40 | .00 |
| 060 EQUIPMENT AND FURNITURE INVENTORY | 277.73 | .00 |
| 062 LIBRARY BOOKS | 1,449.20 | .00 |
| FUND TOTAL | 115,689.53 | .00 |
| 226 COURT OF CIVIL APPEALS-SIXTH DIST | | |
| 001 GENERAL REVENUE FUND | | |
| 001 SALARIES AND WAGES | 106,012.40 | .00 |
| 010 PRINTING AND OFFICE SUPPLIES | 154.80 | .00 |
| 016 OTHER SUPPLIES AND MATERIALS | 28.95 | .00 |
| 020 POSTAGE | 192.00 | .00 |
| 021 UTILITIES TELEPHONE AND TELEGRAPH | 254.03 | .00 |
| 025 TRAVEL EXPENSE | 114.50 | .00 |
| 028 OTHER OPERATING EXPENSES | 254.94 | .00 |
| 060 EQUIPMENT AND FURNITURE INVENTORY | 354.70 | .00 |
| 062 LIBRARY BOOKS | 2,510.37 | .00 |
| FUND TOTAL | 109,876.69 | .00 |
| 227 COURT OF CIVIL APPEALS-SEVENTH DIST | | |
| 001 GENERAL REVENUE FUND | | |
| 001 SALARIES AND WAGES | 104,994.00 | .00 |
| 010 PRINTING AND OFFICE SUPPLIES | 161.12 | .00 |
| 020 POSTAGE | 400.00 | .00 |
| 021 UTILITIES TELEPHONE AND TELEGRAPH | 659.83 | .00 |
| 025 TRAVEL EXPENSE | 412.17 | .00 |
| 026 RENTS | 486.00 | .00 |
| 027 SURETY BOND PREMIUMS | 9.00 | .00 |
| 028 OTHER OPERATING EXPENSES | 1,064.50 | .00 |
| 062 LIBRARY BOOKS | 442.00 | .00 |
| FUND TOTAL | 108,628.62 | .00 |
| 228 COURT OF CIVIL APPEALS-EIGHTH DIST | | |
| 001 GENERAL REVENUE FUND | | |
| 001 SALARIES AND WAGES | 105,656.00 | .00 |
| 010 PRINTING AND OFFICE SUPPLIES | 248.38 | .00 |

| | GROSS DISBURSEMENTS YEAR TO DATE | REFUND DISBURSEMENTS YEAR TO DATE |
|--|--|---|
| 02 JUDICIAL | | |
| 016 OTHER SUPPLIES AND MATERIALS | 109.80 | .00 |
| 020 POSTAGE | 382.00 | .00 |
| 021 UTILITIES TELEPHONE AND TELEGRAPH | 414.00 | .00 |
| 024 REPAIRS OTHER CONTRACT | 45.00 | .00 |
| 025 TRAVEL EXPENSE | 220.35 | .00 |
| 027 SURETY BOND PREMIUMS | 69.00 | .00 |
| 028 OTHER OPERATING EXPENSES | 295.25 | .00 |
| 060 EQUIPMENT AND FURNITURE INVENTORY | 378.40 | .00 |
| 062 LIBRARY BOOKS | 1,713.55 | .00 |
| FUND TOTAL | 109,531.73 | .00 |
| 229 COURT OF CIVIL APPEALS-NINTH DIST | | |
| 001 GENERAL REVENUE FUND | | |
| 001 SALARIES AND WAGES | 102,150.28 | .00 |
| 010 PRINTING AND OFFICE SUPPLIES | 134.37 | .00 |
| 016 OTHER SUPPLIES AND MATERIALS | 855.32 | .00 |
| 024 REPAIRS OTHER CONTRACT | 8.50 | .00 |
| 025 TRAVEL EXPENSE | 284.43 | .00 |
| 027 SURETY BOND PREMIUMS | 53.00 | .00 |
| 028 OTHER OPERATING EXPENSES | 66.17 | .00 |
| 062 LIBRARY BOOKS | 1,246.55 | .00 |
| FUND TOTAL | 104,798.62 | .00 |
| 230 COURT OF CIVIL APPEALS-TENTH DIST | | |
| 001 GENERAL REVENUE FUND | | |
| 001 SALARIES AND WAGES | 103,545.21 | .00 |
| 010 PRINTING AND OFFICE SUPPLIES | 321.12 | .00 |
| 016 OTHER SUPPLIES AND MATERIALS | 1.14 | .00 |
| 020 POSTAGE | 343.80 | .00 |
| 021 UTILITIES TELEPHONE AND TELEGRAPH | 796.75 | .00 |
| 025 TRAVEL EXPENSE | 199.24 | .00 |
| 027 SURETY BOND PREMIUMS | 25.00 | .00 |
| 028 OTHER OPERATING EXPENSES | 175.45 | .00 |
| 062 LIBRARY BOOKS | 1,664.60 | .00 |
| FUND TOTAL | 107,072.31 | .00 |
| 231 COURT OF CIVIL APPEALS-ELEVENTH DIST | | |
| 001 GENERAL REVENUE FUND | | |
| 001 SALARIES AND WAGES | 105,511.68 | .00 |
| 010 PRINTING AND OFFICE SUPPLIES | 257.46 | .00 |
| 016 OTHER SUPPLIES AND MATERIALS | 33.58 | .00 |
| 020 POSTAGE | 305.25 | .00 |
| 021 UTILITIES TELEPHONE AND TELEGRAPH | 490.97 | .00 |
| 025 TRAVEL EXPENSE | 138.40 | .00 |
| 026 RENTS | 15.75 | .00 |
| 027 SURETY BOND PREMIUMS | 52.00 | .00 |
| 028 OTHER OPERATING EXPENSES | 106.00 | .00 |
| 060 EQUIPMENT AND FURNITURE INVENTORY | 347.70 | .00 |
| 062 LIBRARY BOOKS | 2,287.05 | .00 |
| FUND TOTAL | 109,545.84 | .00 |

| | GROSS DISBURSEMENTS YEAR TO DATE | REFUND DISBURSEMENTS YEAR TO DATE |
|--|--|---|
| 02 JUDICIAL | | |
| 232 COURT OF CIVIL APPEALS-TWELFTH DISTRICT | | |
| 001 GENERAL REVENUE FUND | | |
| 001 SALARIES AND WAGES | 111,500.00 | .00 |
| 010 PRINTING AND OFFICE SUPPLIES | 307.15 | .00 |
| 016 OTHER SUPPLIES AND MATERIALS | 5.00 | .00 |
| 020 POSTAGE | 225.00 | .00 |
| 021 UTILITIES TELEPHONE AND TELEGRAPH | 890.03 | .00 |
| 025 TRAVEL EXPENSE | 439.10 | .00 |
| 028 OTHER OPERATING EXPENSES | 92.85 | .00 |
| 060 EQUIPMENT AND FURNITURE INVENTORY | 74.80 | .00 |
| 062 LIBRARY BOOKS | 1,932.40 | .00 |
| FUND TOTAL | 115,466.33 | .00 |
| 233 COURT OF CIVIL APPEALS-THIRTEENTH DISTRICT | | |
| 001 GENERAL REVENUE FUND | | |
| 001 SALARIES AND WAGES | 105,136.00 | .00 |
| 010 PRINTING AND OFFICE SUPPLIES | 706.47 | .00 |
| 016 OTHER SUPPLIES AND MATERIALS | 84.90 | .00 |
| 020 POSTAGE | 550.00 | .00 |
| 021 UTILITIES TELEPHONE AND TELEGRAPH | 112.23 | .00 |
| 025 TRAVEL EXPENSE | 335.73 | .00 |
| 026 RENTS | 34.80 | .00 |
| 027 SURETY BOND PREMIUMS | 35.00 | .00 |
| 028 OTHER OPERATING EXPENSES | 1,040.74 | .00 |
| 062 LIBRARY BOOKS | 1,902.80 | .00 |
| FUND TOTAL | 109,938.67 | .00 |
| 234 COURT OF CIVIL APPEALS-FOURTEENTH DIST | | |
| 001 GENERAL REVENUE FUND | | |
| 001 SALARIES AND WAGES | 111,116.00 | .00 |
| 010 PRINTING AND OFFICE SUPPLIES | 518.61 | .00 |
| 016 OTHER SUPPLIES AND MATERIALS | 28.94 | .00 |
| 020 POSTAGE | 455.33 | .00 |
| 025 TRAVEL EXPENSE | 208.75 | .00 |
| 027 SURETY BOND PREMIUMS | 92.00 | .00 |
| 028 OTHER OPERATING EXPENSES | 100.35 | .00 |
| 062 LIBRARY BOOKS | 2,587.55 | .00 |
| FUND TOTAL | 115,107.53 | .00 |
| 241 DISTRICT COURTS COMPTROLLERS JUDICIARY SEC | | |
| 001 GENERAL REVENUE FUND | | |
| 001 SALARIES AND WAGES | 5,035,507.49 | 773.28 |
| 004 JUDICIARY FEES AND COURT COSTS | 912,139.77 | 751.17 |
| 025 TRAVEL EXPENSE | 159,690.53 | 9.20 |
| FUND TOTAL | 6,107,337.79 | 1,533.65 |
| 242 JUDICIAL QUALIFICATIONS COMMISSION | | |
| 001 GENERAL REVENUE FUND | | |
| 001 SALARIES AND WAGES | 27,000.00 | .00 |
| 002 PROFESSIONAL SERVICES AND FEES | 44.00 | .00 |
| 010 PRINTING AND OFFICE SUPPLIES | 922.94 | .00 |

| | GROSS DISBURSEMENTS YEAR TO DATE | REFUND DISBURSEMENTS YEAR TO DATE |
|--|--|---|
| 02 JUDICIAL | | |
| 016 OTHER SUPPLIES AND MATERIALS | 642.72 | .00 |
| 020 POSTAGE | 275.00 | .00 |
| 025 TRAVEL EXPENSE | 2,869.94 | .00 |
| 026 RENTS | 10.80 | .00 |
| 028 OTHER OPERATING EXPENSES | 877.99 | .00 |
| 060 EQUIPMENT AND FURNITURE INVENTORY | 473.58 | .00 |
| 062 LIBRARY BOOKS | 72.00 | .00 |
| FUND TOTAL | 33,188.97 | .00 |
| | FUNCTION TOTAL | 1,533.65 |
| 03 EXECUTIVE & ADMINISTRATIVE | | |
| 301 GOVERNOR-EXECUTIVE | | |
| 001 GENERAL REVENUE FUND | | |
| 001 SALARIES AND WAGES | 1,543,173.22 | .00 |
| 002 PROFESSIONAL SERVICES AND FEES | 171,205.54 | .00 |
| 010 PRINTING AND OFFICE SUPPLIES | 37,985.66 | .00 |
| 011 GASOLINE OIL LUB WASH AND GREASE | 45,822.33 | .00 |
| 014 FEED FOR ANIMALS SEED AND SMALL PLANTS | 1,028.54 | .00 |
| 016 OTHER SUPPLIES AND MATERIALS | 32,085.38 | .00 |
| 020 POSTAGE | 18,074.14 | .00 |
| 021 UTILITIES TELEPHONE AND TELEGRAPH | 19,311.49 | .00 |
| 022 TRANSPORTATION OF THINGS | 2,339.33 | .00 |
| 024 REPAIRS OTHER CONTRACT | 15,303.71 | .00 |
| 025 TRAVEL EXPENSE | 87,103.84 | .00 |
| 026 RENTS | 63,523.83 | .00 |
| 028 OTHER OPERATING EXPENSES | 354,285.28 | 47.61 |
| 060 EQUIPMENT AND FURNITURE INVENTORY | 41,596.10 | .00 |
| 062 LIBRARY BOOKS | 6,405.37 | .00 |
| FUND TOTAL | 2,439,243.76 | 47.61 |
| 029 TRAFFIC SAFETY FUND | | |
| 001 SALARIES AND WAGES | 81,990.44 | .00 |
| 010 PRINTING AND OFFICE SUPPLIES | 45.00 | .00 |
| 016 OTHER SUPPLIES AND MATERIALS | 543.14 | .00 |
| 020 POSTAGE | 6.00 | .00 |
| 022 TRANSPORTATION OF THINGS | 87.50 | .00 |
| 025 TRAVEL EXPENSE | 12,348.65 | .00 |
| 026 RENTS | 1,310.99 | .00 |
| 028 OTHER OPERATING EXPENSES | 278,854.24 | .00 |
| 060 EQUIPMENT AND FURNITURE INVENTORY | 5,140.17 | .00 |
| 062 LIBRARY BOOKS | 17.00 | .00 |
| FUND TOTAL | 380,343.13 | .00 |
| 127 FEDERAL ECONOMIC OPPORTUNITY FUND | | |
| 001 SALARIES AND WAGES | 248,850.23 | .00 |
| 002 PROFESSIONAL SERVICES AND FEES | 60,894.75 | .00 |
| 010 PRINTING AND OFFICE SUPPLIES | 859.43 | .00 |
| 016 OTHER SUPPLIES AND MATERIALS | 1,313.79 | .00 |
| 020 POSTAGE | 1,151.52 | .00 |
| 021 UTILITIES TELEPHONE AND TELEGRAPH | 905.27 | 7.04 |

| | GROSS DISBURSEMENTS YEAR TO DATE | REFUND DISBURSEMENTS YEAR TO DATE |
|--|--|---|
| 03 EXECUTIVE & ADMINISTRATIVE | | |
| 022 TRANSPORTATION OF THINGS | 231.00 | .00 |
| 024 REPAIRS OTHER CONTRACT | 79.33 | .00 |
| 025 TRAVEL EXPENSE | 31,779.71 | .00 |
| 026 RENTS | 29,558.88 | .00 |
| 027 SURETY BOND PREMIUMS | 63.00 | .00 |
| 028 OTHER OPERATING EXPENSES | 2,730.74 | .00 |
| 060 EQUIPMENT AND FURNITURE INVENTORY | 2,789.97 | .00 |
| FUND TOTAL | 381,207.62 | 7.04 |
| 134 FEDERAL OLDER AMERICANS FUND | | |
| 001 SALARIES AND WAGES | 55,668.01 | .00 |
| 010 PRINTING AND OFFICE SUPPLIES | 2,137.99 | .00 |
| 016 OTHER SUPPLIES AND MATERIALS | 617.60 | .00 |
| 020 POSTAGE | 1,174.87 | .00 |
| 022 TRANSPORTATION OF THINGS | 261.30 | .00 |
| 025 TRAVEL EXPENSE | 9,202.89 | .00 |
| 026 RENTS | 4,011.74 | .00 |
| 028 OTHER OPERATING EXPENSES | 12,827.39 | .00 |
| 060 EQUIPMENT AND FURNITURE INVENTORY | 4,355.60 | .00 |
| FUND TOTAL | 90,257.39 | .00 |
| 224 GOVERNORS OFFICE FEDERAL PROJECTS FUND | | |
| 001 SALARIES AND WAGES | 655,380.37 | .00 |
| 002 PROFESSIONAL SERVICES AND FEES | 187,265.38 | .00 |
| 010 PRINTING AND OFFICE SUPPLIES | 5,119.15 | .00 |
| 016 OTHER SUPPLIES AND MATERIALS | 8,889.12 | .00 |
| 020 POSTAGE | 6,585.88 | .00 |
| 021 UTILITIES TELEPHONE AND TELEGRAPH | 20,604.38 | .00 |
| 022 TRANSPORTATION OF THINGS | 121.25 | .00 |
| 024 REPAIRS OTHER CONTRACT | 117.00 | .00 |
| 025 TRAVEL EXPENSE | 64,522.46 | .00 |
| 026 RENTS | 70,367.97 | .00 |
| 027 SURETY BOND PREMIUMS | 50.00 | .00 |
| 028 OTHER OPERATING EXPENSES | 465,949.14 | .00 |
| 060 EQUIPMENT AND FURNITURE INVENTORY | 18,995.17 | .00 |
| 062 LIBRARY BOOKS | 1,458.39 | .00 |
| FUND TOTAL | 1,505,425.66 | .00 |
| DEPT TOTAL | 4,796,477.56 | 54.65 |
| 302 ATTORNEY GENERAL | | |
| 001 GENERAL REVENUE FUND | | |
| 001 SALARIES AND WAGES | 1,557,498.40 | .00 |
| 002 PROFESSIONAL SERVICES AND FEES | 150,749.06 | .00 |
| 010 PRINTING AND OFFICE SUPPLIES | 21,851.01 | .00 |
| 011 GASOLINE OIL LUB WASH AND GREASE | 54.60 | .00 |
| 016 OTHER SUPPLIES AND MATERIALS | 2,693.73 | .00 |
| 020 POSTAGE | 14,200.10 | .00 |
| 021 UTILITIES TELEPHONE AND TELEGRAPH | 623.90 | .00 |
| 022 TRANSPORTATION OF THINGS | 71.69 | .00 |
| 024 REPAIRS OTHER CONTRACT | 330.01 | .00 |

| | GROSS DISBURSEMENTS YEAR TO DATE | REFUND DISBURSEMENTS YEAR TO DATE |
|--|--|---|
| 03 EXECUTIVE & ADMINISTRATIVE | | |
| 025 TRAVEL EXPENSE | 94,272.39 | 30.00 |
| 026 RENTS | 16,756.60 | .00 |
| 027 SURETY BOND PREMIUMS | 1,066.65 | .00 |
| 028 OTHER OPERATING EXPENSES | 146,462.75 | .00 |
| 060 EQUIPMENT AND FURNITURE INVENTORY | 6,870.24 | .00 |
| 062 LIBRARY BOOKS | 7,641.77 | .00 |
| FUND TOTAL | 2,021,142.90 | 30.00 |
| 072 ATTORNEY GENERAL OPERATING FUND | | |
| 001 SALARIES AND WAGES | 638,095.63 | .00 |
| 002 PROFESSIONAL SERVICES AND FEES | 198,733.60 | .00 |
| 010 PRINTING AND OFFICE SUPPLIES | 14,458.74 | .00 |
| 016 OTHER SUPPLIES AND MATERIALS | 500.36 | .00 |
| 020 POSTAGE | 11,000.00 | .00 |
| 021 UTILITIES TELEPHONE AND TELEGRAPH | 1,436.58 | .00 |
| 022 TRANSPORTATION OF THINGS | 463.51 | .00 |
| 024 REPAIRS OTHER CONTRACT | 326.28 | .00 |
| 025 TRAVEL EXPENSE | 63,907.14 | .00 |
| 026 RENTS | 36,248.76 | .00 |
| 028 OTHER OPERATING EXPENSES | 12,894.16 | .00 |
| 060 EQUIPMENT AND FURNITURE INVENTORY | 11,725.01 | .00 |
| 062 LIBRARY BOOKS | 949.85 | .00 |
| FUND TOTAL | 990,739.62 | .00 |
| DEPT TOTAL | 3,011,882.52 | 30.00 |
| 303 BOARD OF CONTROL | | |
| 001 GENERAL REVENUE FUND | | |
| 001 SALARIES AND WAGES | 2,691,227.52 | 41.35 |
| 002 PROFESSIONAL SERVICES AND FEES | 10,370.08 | 100.00 |
| 010 PRINTING AND OFFICE SUPPLIES | 67,552.22 | 2.50 |
| 011 GASOLINE OIL LUB WASH AND GREASE | 2,787.15 | .00 |
| 013 CLOTHING AND DRYGOODS FOR PERSONS | 1,193.23 | .00 |
| 014 FEED FOR ANIMALS SEED AND SMALL PLANTS | 130.70 | .00 |
| 016 OTHER SUPPLIES AND MATERIALS | 194,715.58 | 268.38 |
| 020 POSTAGE | 118,000.00 | .00 |
| 021 UTILITIES TELEPHONE AND TELEGRAPH | 2,180,746.29 | 34,385.28 |
| 022 TRANSPORTATION OF THINGS | 2,193.58 | .00 |
| 023 REPAIRS TO BUILDINGS CONTRACT | 404.06 | .00 |
| 024 REPAIRS OTHER CONTRACT | 39,935.65 | .00 |
| 025 TRAVEL EXPENSE | 14,723.55 | .00 |
| 026 RENTS | 82,137.70 | 72.30 |
| 027 SURETY BOND PREMIUMS | 27.00 | .00 |
| 028 OTHER OPERATING EXPENSES | 88,930.70 | 9.00 |
| 060 EQUIPMENT AND FURNITURE INVENTORY | 47,204.03 | .00 |
| 062 LIBRARY BOOKS | 45.00 | .00 |
| 068 BLDG PURCHASED CONST & REMODELED | 50,178.17 | .00 |
| FUND TOTAL | 5,592,502.21 | 34,878.81 |
| 155 RAILROAD COMMISSION OPERATING FUND | | |
| 016 OTHER SUPPLIES AND MATERIALS | 62.00 | .00 |

| | GROSS DISBURSEMENTS YEAR TO DATE | REFUND DISBURSEMENTS YEAR TO DATE |
|---------------------------------------|--|---|
| 03 EXECUTIVE & ADMINISTRATIVE | | |
| DEPT TOTAL | 5,592,564.21 | 34,878.81 |
| 304 COMPTROLLER OF PUBLIC ACCOUNTS | | |
| 001 GENERAL REVENUE FUND | | |
| 028 OTHER OPERATING EXPENSES | 113.94 | .00 |
| 060 EQUIPMENT AND FURNITURE INVENTORY | 882.00 | .00 |
| FUND TOTAL | 995.94 | .00 |
| 062 COMPTROLLERS OPERATING FUND | | |
| 001 SALARIES AND WAGES | 8,582,130.99 | 94.00 |
| 002 PROFESSIONAL SERVICES AND FEES | 138,500.00 | .00 |
| 010 PRINTING AND OFFICE SUPPLIES | 488,317.42 | .00 |
| 011 GASOLINE OIL LUB WASH AND GREASE | 106.56 | .00 |
| 016 OTHER SUPPLIES AND MATERIALS | 34,105.86 | .00 |
| 020 POSTAGE | 214,100.00 | .00 |
| 021 UTILITIES TELEPHONE AND TELEGRAPH | 61,112.54 | .00 |
| 022 TRANSPORTATION OF THINGS | 6,052.49 | .00 |
| 024 REPAIRS OTHER CONTRACT | 1,034.87 | 20.70 |
| 025 TRAVEL EXPENSE | 472,374.45 | 20.00 |
| 026 RENTS | 1,393,198.58 | .00 |
| 027 SURETY BOND PREMIUMS | 1,460.00 | .00 |
| 028 OTHER OPERATING EXPENSES | 184,428.69 | 669.73 |
| 060 EQUIPMENT AND FURNITURE INVENTORY | 141,463.87 | .00 |
| 062 LIBRARY BOOKS | 2,480.35 | .00 |
| 068 BLDG PURCHASED CONST & REMODELED | 536.38 | .00 |
| FUND TOTAL | 11,721,403.05 | 804.43 |
| DEPT TOTAL | 11,722,398.99 | 804.43 |
| 305 GENERAL LAND OFFICE | | |
| 001 GENERAL REVENUE FUND | | |
| 001 SALARIES AND WAGES | 1,286,969.20 | .00 |
| 002 PROFESSIONAL SERVICES AND FEES | 25,898.07 | .00 |
| 010 PRINTING AND OFFICE SUPPLIES | 15,543.44 | .00 |
| 011 GASOLINE OIL LUB WASH AND GREASE | 37.92 | .00 |
| 016 OTHER SUPPLIES AND MATERIALS | 27,719.55 | .00 |
| 020 POSTAGE | 33,565.00 | .00 |
| 021 UTILITIES TELEPHONE AND TELEGRAPH | 437.29 | 23.33 |
| 022 TRANSPORTATION OF THINGS | 10.20 | .00 |
| 024 REPAIRS OTHER CONTRACT | 929.67 | .00 |
| 025 TRAVEL EXPENSE | 109,964.91 | .00 |
| 026 RENTS | 24,397.57 | .00 |
| 027 SURETY BOND PREMIUMS | 1,673.00 | .00 |
| 028 OTHER OPERATING EXPENSES | 31,827.03 | .00 |
| 060 EQUIPMENT AND FURNITURE INVENTORY | 53,870.07 | .00 |
| FUND TOTAL | 1,612,842.92 | 23.33 |
| 065 LAND OFFICE SALE FEE FUND | | |
| 001 SALARIES AND WAGES | 155,787.48 | .00 |
| 080 LAND OFFICE PERMIT FEE FUND | | |
| 001 SALARIES AND WAGES | 49,329.92 | .00 |
| 010 PRINTING AND OFFICE SUPPLIES | 11.20 | .00 |

| | GROSS DISBURSEMENTS YEAR TO DATE | REFUND DISBURSEMENTS YEAR TO DATE |
|---|--|---|
| 03 EXECUTIVE & ADMINISTRATIVE | | |
| 011 GASOLINE OIL LUB WASH AND GREASE | 3,074.55 | .00 |
| 016 OTHER SUPPLIES AND MATERIALS | 1,668.10 | .00 |
| 024 REPAIRS OTHER CONTRACT | 6,261.06 | .00 |
| 026 RENTS | 1,503.00 | .00 |
| 028 OTHER OPERATING EXPENSES | 13,780.50 | .00 |
| FUND TOTAL | 75,628.33 | .00 |
| DEPT TOTAL | 1,844,258.73 | 23.33 |
| 306 LIBRARY | | |
| 001 GENERAL REVENUE FUND | | |
| 001 SALARIES AND WAGES | 352,535.03 | .00 |
| 010 PRINTING AND OFFICE SUPPLIES | 10,365.05 | .00 |
| 011 GASOLINE OIL LUB WASH AND GREASE | 269.21 | .00 |
| 016 OTHER SUPPLIES AND MATERIALS | 10,494.57 | .00 |
| 020 POSTAGE | 9,240.00 | .00 |
| 021 UTILITIES TELEPHONE AND TELEGRAPH | 1,237.41 | .00 |
| 022 TRANSPORTATION OF THINGS | 10.00 | .00 |
| 024 REPAIRS OTHER CONTRACT | 382.21 | .00 |
| 025 TRAVEL EXPENSE | 5,602.22 | .00 |
| 026 RENTS | 27,227.71 | .00 |
| 028 OTHER OPERATING EXPENSES | 46,975.65 | .00 |
| 060 EQUIPMENT AND FURNITURE INVENTORY | 2,206.45 | .00 |
| 062 LIBRARY BOOKS | 21,897.27 | .00 |
| FUND TOTAL | 488,442.78 | .00 |
| 118 FEDERAL PUBLIC LIBRARY SERVICE FUND | | |
| 001 SALARIES AND WAGES | 317,950.93 | .00 |
| 002 PROFESSIONAL SERVICES AND FEES | 7,623.36 | .00 |
| 010 PRINTING AND OFFICE SUPPLIES | 10,798.78 | .00 |
| 016 OTHER SUPPLIES AND MATERIALS | 21,868.56 | .00 |
| 021 UTILITIES TELEPHONE AND TELEGRAPH | 34,120.40 | 12.60 |
| 022 TRANSPORTATION OF THINGS | 486.83 | .00 |
| 024 REPAIRS OTHER CONTRACT | 218.25 | .00 |
| 025 TRAVEL EXPENSE | 22,141.24 | .00 |
| 026 RENTS | 11,913.00 | .00 |
| 028 OTHER OPERATING EXPENSES | 16,101.09 | 5.00 |
| 060 EQUIPMENT AND FURNITURE INVENTORY | 13,967.42 | .00 |
| 062 LIBRARY BOOKS | 79,869.41 | 81.50 |
| FUND TOTAL | 537,059.27 | 99.10 |
| DEPT TOTAL | 1,025,502.05 | 99.10 |
| 307 SECRETARY OF STATE | | |
| 001 GENERAL REVENUE FUND | | |
| 001 SALARIES AND WAGES | 571,950.62 | .00 |
| 010 PRINTING AND OFFICE SUPPLIES | 23,076.71 | .00 |
| 016 OTHER SUPPLIES AND MATERIALS | 7,813.52 | .00 |
| 020 POSTAGE | 23,862.50 | .00 |
| 021 UTILITIES TELEPHONE AND TELEGRAPH | 1,434.53 | .00 |
| 022 TRANSPORTATION OF THINGS | 6,919.03 | .00 |
| 024 REPAIRS OTHER CONTRACT | 33.60 | .00 |

| | GROSS DISBURSEMENTS YEAR TO DATE | REFUND DISBURSEMENTS YEAR TO DATE |
|---|--|---|
| 03 EXECUTIVE & ADMINISTRATIVE | | |
| 025 TRAVEL EXPENSE | 11,897.22 | .00 |
| 026 RENTS | 23,653.20 | .00 |
| 027 SURETY BOND PREMIUMS | 93.00 | .00 |
| 028 OTHER OPERATING EXPENSES | 223,410.48 | .00 |
| 060 EQUIPMENT AND FURNITURE INVENTORY | 23,563.80 | .00 |
| 062 LIBRARY BOOKS | 589.59 | .00 |
| FUND TOTAL | 918,297.80 | .00 |
| 309 BUILDING COMMISSION | | |
| 007 STATE BUILDING FUND | | |
| 001 SALARIES AND WAGES | 467,458.71 | .00 |
| 002 PROFESSIONAL SERVICES AND FEES | 353,245.68 | .00 |
| 010 PRINTING AND OFFICE SUPPLIES | 1,876.48 | .00 |
| 011 GASOLINE OIL LUB WASH AND GREASE | 1,049.35 | .00 |
| 016 OTHER SUPPLIES AND MATERIALS | 3,020.67 | .00 |
| 020 POSTAGE | 1,470.00 | .00 |
| 021 UTILITIES TELEPHONE AND TELEGRAPH | 1,063.20 | .00 |
| 022 TRANSPORTATION OF THINGS | 11.22 | .00 |
| 023 REPAIRS TO BUILDINGS CONTRACT | 333.31 | .00 |
| 024 REPAIRS OTHER CONTRACT | 906.37 | .00 |
| 025 TRAVEL EXPENSE | 22,688.96 | .00 |
| 026 RENTS | 7,559.30 | .00 |
| 028 OTHER OPERATING EXPENSES | 36,548.27 | 119.75 |
| 060 EQUIPMENT AND FURNITURE INVENTORY | 19,196.59 | .00 |
| 066 LAND PURCHASED | 85,000.00 | .00 |
| 067 LAND IMPROVEMENTS | 6,855.00 | .00 |
| 068 BLDG PURCHASED CONST & REMODELED | 3,609,449.44 | .00 |
| FUND TOTAL | 4,617,732.55 | 119.75 |
| 012 BUILDING CONSTRUCTION PLANNING FUND | | |
| 002 PROFESSIONAL SERVICES AND FEES | 92,641.44 | .00 |
| 028 OTHER OPERATING EXPENSES | 44.23 | .00 |
| FUND TOTAL | 92,685.67 | .00 |
| DEPT TOTAL | 4,710,418.22 | 119.75 |
| 310 TREASURER | | |
| 001 GENERAL REVENUE FUND | | |
| 001 SALARIES AND WAGES | 538,530.78 | .00 |
| 010 PRINTING AND OFFICE SUPPLIES | 6,456.67 | .00 |
| 011 GASOLINE OIL LUB WASH AND GREASE | 45.90 | .00 |
| 016 OTHER SUPPLIES AND MATERIALS | 6,678.44 | .00 |
| 020 POSTAGE | 18,800.00 | .00 |
| 022 TRANSPORTATION OF THINGS | 883.60 | .00 |
| 024 REPAIRS OTHER CONTRACT | 326.25 | .00 |
| 025 TRAVEL EXPENSE | 793.75 | .00 |
| 026 RENTS | 38,122.17 | .00 |
| 028 OTHER OPERATING EXPENSES | 24,424.69 | .00 |
| 060 EQUIPMENT AND FURNITURE INVENTORY | 81,632.16 | .00 |
| FUND TOTAL | 716,694.41 | .00 |
| 100 TREASURY FISCAL AGENCY FUND | | |
| 001 SALARIES AND WAGES | 7,884.00 | .00 |

| | GROSS DISBURSEMENTS YEAR TO DATE | REFUND DISBURSEMENTS YEAR TO DATE |
|--|--|---|
| 003 EXECUTIVE & ADMINISTRATIVE | | |
| 152 ESCHEAT EXPENSE & REINBURSEMENT FD | | |
| 001 SALARIES AND WAGES | 42,530.46 | .00 |
| 010 PRINTING AND OFFICE SUPPLIES | 152.13 | .00 |
| 028 OTHER OPERATING EXPENSES | 944.96 | .00 |
| FUND TOTAL | 43,627.55 | .00 |
| 164 CONSERVATORS EXPENSE FUND | | |
| 001 SALARIES AND WAGES | 44,395.38 | .00 |
| 010 PRINTING AND OFFICE SUPPLIES | 1,487.31 | .00 |
| 016 OTHER SUPPLIES AND MATERIALS | 197.41 | .00 |
| 020 POSTAGE | 700.00 | .00 |
| 024 REPAIRS OTHER CONTRACT | 17.13 | .00 |
| 060 EQUIPMENT AND FURNITURE INVENTORY | 76.79 | .00 |
| FUND TOTAL | 46,874.02 | .00 |
| DEPT TOTAL | 815,079.98 | .00 |
| 312 SECURITIES BOARD | | |
| 001 GENERAL REVENUE FUND | | |
| 001 SALARIES AND WAGES | 466,143.39 | .00 |
| 002 PROFESSIONAL SERVICES AND FEES | 2,369.85 | .00 |
| 010 PRINTING AND OFFICE SUPPLIES | 8,846.65 | .00 |
| 016 OTHER SUPPLIES AND MATERIALS | 347.48 | .00 |
| 020 POSTAGE | 3,276.00 | .00 |
| 021 UTILITIES TELEPHONE AND TELEGRAPH | 1,881.16 | 4.07 |
| 022 TRANSPORTATION OF THINGS | 17.00 | .00 |
| 024 REPAIRS OTHER CONTRACT | 272.43 | .00 |
| 025 TRAVEL EXPENSE | 20,163.43 | .00 |
| 026 RENTS | 20,776.33 | .00 |
| 028 OTHER OPERATING EXPENSES | 5,480.45 | .00 |
| 060 EQUIPMENT AND FURNITURE INVENTORY | 11,386.47 | .00 |
| 062 LIBRARY BOOKS | 280.00 | .00 |
| FUND TOTAL | 541,240.64 | 4.07 |
| 314 BOARD OF MANAGERS STATE RAILROAD | | |
| 001 GENERAL REVENUE FUND | | |
| 025 TRAVEL EXPENSE | 182.90 | .00 |
| 316 BOARD OF COUNTY & DISTRICT ROAD INDEBTEDNESS | | |
| 057 COUNTY & ROAD DISTRICT HIGHWAY FUND | | |
| 001 SALARIES AND WAGES | 88,348.00 | .00 |
| 010 PRINTING AND OFFICE SUPPLIES | 330.65 | .00 |
| 016 OTHER SUPPLIES AND MATERIALS | 12.88 | .00 |
| 020 POSTAGE | 1,020.00 | .00 |
| 024 REPAIRS OTHER CONTRACT | 20.70 | .00 |
| 028 OTHER OPERATING EXPENSES | 446.00 | .00 |
| FUND TOTAL | 90,178.23 | .00 |
| 318 COMMISSION FOR THE BLIND | | |
| 001 GENERAL REVENUE FUND | | |
| 001 SALARIES AND WAGES | 788,231.90 | .00 |
| 002 PROFESSIONAL SERVICES AND FEES | 1,997.10 | .00 |
| 010 PRINTING AND OFFICE SUPPLIES | 2,767.72 | .00 |

| | GROSS DISBURSEMENTS YEAR TO DATE | REFUND DISBURSEMENTS YEAR TO DATE |
|--|--|---|
| 03 EXECUTIVE & ADMINISTRATIVE | | |
| 016 OTHER SUPPLIES AND MATERIALS | 2,632.96 | .00 |
| 020 POSTAGE | 1,600.00 | .00 |
| 021 UTILITIES TELEPHONE AND TELEGRAPH | 5,945.95 | .00 |
| 022 TRANSPORTATION OF THINGS | 404.54 | .00 |
| 025 TRAVEL EXPENSE | 62,959.83 | .00 |
| 026 RENTS | 12,627.44 | .00 |
| 028 OTHER OPERATING EXPENSES | 13,409.41 | .00 |
| 060 EQUIPMENT AND FURNITURE INVENTORY | 1,645.62 | 104.23 |
| 062 LIBRARY BOOKS | 24.00 | .00 |
| 068 BLDG PURCHASED CONST & REMODELED | 628,812.72 | .00 |
| FUND TOTAL | 1,523,059.19 | 104.23 |
| 326 GOOD NEIGHBOR COMMISSION | | |
| 001 GENERAL REVENUE FUND | | |
| 001 SALARIES AND WAGES | 50,002.00 | .00 |
| 010 PRINTING AND OFFICE SUPPLIES | 1,674.70 | .00 |
| 016 OTHER SUPPLIES AND MATERIALS | 12.80 | .00 |
| 020 POSTAGE | 255.00 | .00 |
| 021 UTILITIES TELEPHONE AND TELEGRAPH | 48.85 | .00 |
| 025 TRAVEL EXPENSE | 3,771.78 | .00 |
| 026 RENTS | 3,598.74 | .00 |
| 028 OTHER OPERATING EXPENSES | 21,664.31 | .00 |
| FUND TOTAL | 81,028.18 | .00 |
| 327 EMPLOYEES RETIREMENT SYSTEM | | |
| 001 GENERAL REVENUE FUND | | |
| 001 SALARIES AND WAGES | 25,002.85 | .00 |
| 028 OTHER OPERATING EXPENSES | 12,500.00 | .00 |
| FUND TOTAL | 37,502.85 | .00 |
| 328 VETERANS LAND BOARD | | |
| 415 VETERANS LAND BOND DIV D SER 1971 | | |
| 002 PROFESSIONAL SERVICES AND FEES | 19,535.18 | .00 |
| 016 OTHER SUPPLIES AND MATERIALS | 2,150.00 | .00 |
| 025 TRAVEL EXPENSE | 2,123.75 | .00 |
| 028 OTHER OPERATING EXPENSES | 446.37 | .00 |
| FUND TOTAL | 24,255.30 | .00 |
| 417 VETERANS LAND BOND DIV D SER 1971A | | |
| 002 PROFESSIONAL SERVICES AND FEES | 17,679.46 | .00 |
| 010 PRINTING AND OFFICE SUPPLIES | 3,432.00 | .00 |
| 025 TRAVEL EXPENSE | 2,405.40 | .00 |
| 028 OTHER OPERATING EXPENSES | 2,214.92 | .00 |
| FUND TOTAL | 25,731.78 | .00 |
| DEPT TOTAL | 49,987.08 | .00 |
| 331 MASS TRANSPORTATION COMMISSION | | |
| 001 GENERAL REVENUE FUND | | |
| 001 SALARIES AND WAGES | 27,599.96 | .00 |
| 010 PRINTING AND OFFICE SUPPLIES | 137.32 | .00 |
| 016 OTHER SUPPLIES AND MATERIALS | 136.03 | .00 |
| 020 POSTAGE | 250.00 | .00 |

| | GROSS DISBURSEMENTS YEAR TO DATE | REFUND DISBURSEMENTS YEAR TO DATE |
|--|--|---|
| 03 EXECUTIVE & ADMINISTRATIVE | | |
| 025 TRAVEL EXPENSE | 1,545.05 | .00 |
| 028 OTHER OPERATING EXPENSES | 35,760.12 | .00 |
| 060 EQUIPMENT AND FURNITURE INVENTORY | 1,807.19 | .00 |
| FUND TOTAL | 67,235.67 | .00 |
| | FUNCTION TOTAL | 36,118.37 |
| 04 PROTECTION OF PERSONS & PROPERTY | | |
| 401 ADJUTANT GENERAL | | |
| 001 GENERAL REVENUE FUND | | |
| 001 SALARIES AND WAGES | 1,097,702.16 | .00 |
| 002 PROFESSIONAL SERVICES AND FEES | 180.80 | .00 |
| 010 PRINTING AND OFFICE SUPPLIES | 88,874.48 | .00 |
| 011 GASOLINE OIL LUB WASH AND GREASE | 4,161.44 | .00 |
| 012 FOOD FOR PERSONS | 1,263.39 | .00 |
| 014 FEED FOR ANIMALS SEED AND SMALL PLANTS | 3.80 | .00 |
| 016 OTHER SUPPLIES AND MATERIALS | 33,965.87 | .00 |
| 020 POSTAGE | 300.00 | .00 |
| 021 UTILITIES TELEPHONE AND TELEGRAPH | 45,512.20 | 7,956.91 |
| 022 TRANSPORTATION OF THINGS | 12.78 | .00 |
| 024 REPAIRS OTHER CONTRACT | 280.51 | .00 |
| 025 TRAVEL EXPENSE | 30,499.21 | .00 |
| 026 RENTS | 254,517.54 | .00 |
| 027 SURETY BOND PREMIUMS | 66.00 | .00 |
| 028 OTHER OPERATING EXPENSES | 22,274.49 | .00 |
| 060 EQUIPMENT AND FURNITURE INVENTORY | 12,547.18 | .00 |
| 067 LAND IMPROVEMENTS | 8,594.05 | .00 |
| 068 BLDG PURCHASED CONST & REMODELED | 2,061.00 | .00 |
| FUND TOTAL | 1,602,816.90 | 7,956.91 |
| 403 VETERANS AFFAIRS COMMISSION | | |
| 001 GENERAL REVENUE FUND | | |
| 001 SALARIES AND WAGES | 439,655.90 | .00 |
| 010 PRINTING AND OFFICE SUPPLIES | 3,827.07 | .00 |
| 016 OTHER SUPPLIES AND MATERIALS | 194.89 | .00 |
| 020 POSTAGE | 9,450.00 | .00 |
| 021 UTILITIES TELEPHONE AND TELEGRAPH | 612.77 | .00 |
| 024 REPAIRS OTHER CONTRACT | 63.50 | .00 |
| 025 TRAVEL EXPENSE | 31,770.30 | .00 |
| 026 RENTS | 163.18 | .00 |
| 028 OTHER OPERATING EXPENSES | 2,148.18 | .00 |
| 060 EQUIPMENT AND FURNITURE INVENTORY | 6,798.95 | .00 |
| FUND TOTAL | 494,684.74 | .00 |
| 405 DEPARTMENT OF PUBLIC SAFETY | | |
| 006 STATE HIGHWAY FUND | | |
| 001 SALARIES AND WAGES | 16,010,326.16 | .00 |
| 002 PROFESSIONAL SERVICES AND FEES | 42,888.78 | .00 |
| 010 PRINTING AND OFFICE SUPPLIES | 74,730.10 | .00 |
| 011 GASOLINE OIL LUB WASH AND GREASE | 774,451.66 | .00 |
| 013 CLOTHING AND DRYGOODS FOR PERSONS | 64,582.18 | .00 |

| | GROSS DISBURSEMENTS YEAR TO DATE | REFUND DISBURSEMENTS YEAR TO DATE |
|--|--|---|
| 04 PROTECTION OF PERSONS & PROPERTY | | |
| 014 FEED FOR ANIMALS SEED AND SMALL PLANTS | 100.00 | .00 |
| 015 DRUGS AND CHEMICALS FOR MEDICAL & LAB | 51.75 | .00 |
| 016 OTHER SUPPLIES AND MATERIALS | 432,330.69 | .00 |
| 020 POSTAGE | 459,983.49 | .00 |
| 021 UTILITIES TELEPHONE AND TELEGRAPH | 395,115.63 | .00 |
| 022 TRANSPORTATION OF THINGS | 5,592.41 | .00 |
| 023 REPAIRS TO BUILDINGS CONTRACT | 640.10 | .00 |
| 024 REPAIRS OTHER CONTRACT | 391,192.92 | .00 |
| 025 TRAVEL EXPENSE | 406,816.14 | .00 |
| 026 RENTS | 433,647.57 | .00 |
| 027 SURETY BOND PREMIUMS | 3.00 | .00 |
| 028 OTHER OPERATING EXPENSES | 555,341.84 | .00 |
| 060 EQUIPMENT AND FURNITURE INVENTORY | 791,399.83 | .00 |
| 062 LIBRARY BOOKS | 5,229.10 | .00 |
| 068 BLDG PURCHASED CONST & REMODELED | 104,113.68 | .00 |
| FUND TOTAL | 20,948,537.03 | .00 |
| 099 OPERATORS & CHAUFFEURS FUND | | |
| 001 SALARIES AND WAGES | 4,827,559.49 | .00 |
| 002 PROFESSIONAL SERVICES AND FEES | 1,464.70 | .00 |
| 010 PRINTING AND OFFICE SUPPLIES | 68,939.83 | .00 |
| 011 GASOLINE OIL LUB WASH AND GREASE | 1,328.16 | .00 |
| 013 CLOTHING AND DRYGOODS FOR PERSONS | 92,471.46 | .00 |
| 014 FEED FOR ANIMALS SEED AND SMALL PLANTS | 6.00 | .00 |
| 015 DRUGS AND CHEMICALS FOR MEDICAL & LAB | 144.60 | .00 |
| 016 OTHER SUPPLIES AND MATERIALS | 87,565.87 | .00 |
| 020 POSTAGE | 3,150.00 | .00 |
| 021 UTILITIES TELEPHONE AND TELEGRAPH | 19,833.08 | .00 |
| 022 TRANSPORTATION OF THINGS | 12,505.83 | .00 |
| 024 REPAIRS OTHER CONTRACT | 51,325.99 | .00 |
| 025 TRAVEL EXPENSE | 221,279.79 | .00 |
| 026 RENTS | 29,810.32 | .00 |
| 028 OTHER OPERATING EXPENSES | 177,952.64 | .00 |
| 060 EQUIPMENT AND FURNITURE INVENTORY | 1,075,716.30 | .00 |
| 062 LIBRARY BOOKS | 2,286.88 | .00 |
| 068 BLDG PURCHASED CONST & REMODELED | 80,343.86 | .00 |
| FUND TOTAL | 6,753,684.80 | .00 |
| 274 MOTOR VEHICLE INSPECTION FUND | | |
| 001 SALARIES AND WAGES | 6,750,364.62 | .00 |
| 002 PROFESSIONAL SERVICES AND FEES | 1,863.05 | .00 |
| 010 PRINTING AND OFFICE SUPPLIES | 20,928.16 | .00 |
| 011 GASOLINE OIL LUB WASH AND GREASE | 237,974.90 | 11.49 |
| 013 CLOTHING AND DRYGOODS FOR PERSONS | 80,686.06 | .00 |
| 014 FEED FOR ANIMALS SEED AND SMALL PLANTS | 641.35 | .00 |
| 015 DRUGS AND CHEMICALS FOR MEDICAL & LAB | 173.99 | .00 |
| 016 OTHER SUPPLIES AND MATERIALS | 289,641.71 | .00 |
| 020 POSTAGE | 51,688.06 | .00 |
| 021 UTILITIES TELEPHONE AND TELEGRAPH | 201,870.34 | 1,040.80 |

| | GROSS DISBURSEMENTS YEAR TO DATE | REFUND DISBURSEMENTS YEAR TO DATE |
|---|--|---|
| 04 PROTECTION OF PERSONS & PROPERTY | | |
| 022 TRANSPORTATION OF THINGS | 5,069.07 | .00 |
| 024 REPAIRS OTHER CONTRACT | 128,396.02 | 324.91 |
| 025 TRAVEL EXPENSE | 419,332.77 | 216.00 |
| 026 RENTS | 305,505.53 | .00 |
| 028 OTHER OPERATING EXPENSES | 373,674.26 | 161.02 |
| 060 EQUIPMENT AND FURNITURE INVENTORY | 669,427.18 | 192.50 |
| 062 LIBRARY BOOKS | 1,531.15 | .00 |
| 067 LAND IMPROVEMENTS | 192.00 | .00 |
| 068 BLDG PURCHASED CONST & REMODELED | 40,609.77 | .00 |
| FUND TOTAL | 9,579,569.99 | 1,946.72 |
| DEPT TOTAL | 37,281,791.82 | 1,946.72 |
| 406 NATIONAL GUARD ARMORY BOARD | | |
| 001 GENERAL REVENUE FUND | | |
| 001 SALARIES AND WAGES | 293,657.92 | .00 |
| 010 PRINTING AND OFFICE SUPPLIES | 875.19 | .00 |
| 016 OTHER SUPPLIES AND MATERIALS | 4,283.72 | .00 |
| 020 POSTAGE | 800.00 | .00 |
| 021 UTILITIES TELEPHONE AND TELEGRAPH | 149,569.36 | .00 |
| 023 REPAIRS TO BUILDINGS CONTRACT | 2,308.10 | .00 |
| 024 REPAIRS OTHER CONTRACT | 117.22 | .00 |
| 025 TRAVEL EXPENSE | 10,733.75 | .00 |
| 026 RENTS | 5,076.60 | .00 |
| 028 OTHER OPERATING EXPENSES | 50,743.79 | .00 |
| 060 EQUIPMENT AND FURNITURE INVENTORY | 69.75 | .00 |
| 067 LAND IMPROVEMENTS | 16,850.00 | .00 |
| 068 BLDG PURCHASED CONST & REMODELED | 56,117.20 | .00 |
| FUND TOTAL | 591,202.60 | .00 |
| 265 NATIONAL GUARD ARMORY BOARD MINERAL FUND | | |
| 021 UTILITIES TELEPHONE AND TELEGRAPH | 4,190.22 | .00 |
| DEPT TOTAL | 595,392.82 | .00 |
| 407 LAW ENFORCEMENT OFFICER STANDARDS & EDUCATION | | |
| 001 GENERAL REVENUE FUND | | |
| 001 SALARIES AND WAGES | 149,748.36 | .00 |
| 002 PROFESSIONAL SERVICES AND FEES | 1,075.00 | .00 |
| 010 PRINTING AND OFFICE SUPPLIES | 8,582.94 | .00 |
| 016 OTHER SUPPLIES AND MATERIALS | 892.18 | .00 |
| 020 POSTAGE | 2,198.00 | .00 |
| 021 UTILITIES TELEPHONE AND TELEGRAPH | 2,416.82 | 79.49 |
| 022 TRANSPORTATION OF THINGS | 402.75 | .00 |
| 024 REPAIRS OTHER CONTRACT | 55.66 | .00 |
| 025 TRAVEL EXPENSE | 27,489.00 | .00 |
| 026 RENTS | 3,261.60 | .00 |
| 028 OTHER OPERATING EXPENSES | 244.90 | .00 |
| 060 EQUIPMENT AND FURNITURE INVENTORY | 12,879.18 | .00 |
| 062 LIBRARY BOOKS | 246.31 | .00 |
| FUND TOTAL | 209,492.70 | 79.49 |
| 408 FIRE PROTECTION PERSONNEL STANDARDS & EDUC | | |
| 001 GENERAL REVENUE FUND | | |
| 010 PRINTING AND OFFICE SUPPLIES | 25.37 | .00 |

| | GROSS DISBURSEMENTS YEAR TO DATE | REFUND DISBURSEMENTS YEAR TO DATE |
|---|--|---|
| 04 PROTECTION OF PERSONS & PROPERTY | | |
| 016 OTHER SUPPLIES AND MATERIALS | 159.77 | .00 |
| 020 POSTAGE | 390.00 | .00 |
| 025 TRAVEL EXPENSE | 3,743.46 | .00 |
| 060 EQUIPMENT AND FURNITURE INVENTORY | 1,938.16 | .00 |
| FUND TOTAL | 6,256.76 | .00 |
| | FUNCTION TOTAL | 9,983.12 |
| 05 REGULATION OF BUSINESS & INDUSTRY | | |
| 329 REAL ESTATE COMMISSION | | |
| 114 REAL ESTATE LICENSE FUND | | |
| 001 SALARIES AND WAGES | 307,428.36 | .00 |
| 010 PRINTING AND OFFICE SUPPLIES | 7,626.68 | .00 |
| 015 DRUGS AND CHEMICALS FOR MEDICAL & LAB | 6.05 | .00 |
| 016 OTHER SUPPLIES AND MATERIALS | 2,385.47 | .00 |
| 020 POSTAGE | 17,470.00 | .00 |
| 021 UTILITIES TELEPHONE AND TELEGRAPH | 4,029.76 | 20.86 |
| 024 REPAIRS OTHER CONTRACT | 57.51 | .00 |
| 025 TRAVEL EXPENSE | 26,312.69 | .00 |
| 026 RENTS | 13,091.73 | .00 |
| 028 OTHER OPERATING EXPENSES | 10,525.33 | .00 |
| 060 EQUIPMENT AND FURNITURE INVENTORY | 2,718.22 | .00 |
| 062 LIBRARY BOOKS | 340.10 | .00 |
| FUND TOTAL | 391,991.90 | 20.86 |
| 451 BANKING-FINANCE COMMISSION | | |
| 076 PREPAID FUNERAL CONTRACT FUND | | |
| 001 SALARIES AND WAGES | 14,350.00 | .00 |
| 452 BUREAU OF LABOR STATISTICS | | |
| 001 GENERAL REVENUE FUND | | |
| 001 SALARIES AND WAGES | 472,162.71 | .00 |
| 010 PRINTING AND OFFICE SUPPLIES | 8,607.96 | .00 |
| 016 OTHER SUPPLIES AND MATERIALS | 794.93 | .00 |
| 020 POSTAGE | 7,500.00 | .00 |
| 021 UTILITIES TELEPHONE AND TELEGRAPH | 7,074.66 | 438.02 |
| 022 TRANSPORTATION OF THINGS | 233.75 | .00 |
| 025 TRAVEL EXPENSE | 89,673.04 | .00 |
| 026 RENTS | 9,566.12 | .00 |
| 027 SURETY BOND PREMIUMS | 176.98 | .00 |
| 028 OTHER OPERATING EXPENSES | 2,522.83 | .00 |
| 060 EQUIPMENT AND FURNITURE INVENTORY | 6,268.96 | .00 |
| 062 LIBRARY BOOKS | 27.00 | .00 |
| FUND TOTAL | 604,608.94 | 438.02 |
| 453 INDUSTRIAL ACCIDENT BOARD | | |
| 001 GENERAL REVENUE FUND | | |
| 001 SALARIES AND WAGES | 432,857.60 | .00 |
| 010 PRINTING AND OFFICE SUPPLIES | 1,985.64 | .00 |
| 016 OTHER SUPPLIES AND MATERIALS | 379.58 | .00 |
| 020 POSTAGE | 7,000.55 | .00 |
| 021 UTILITIES TELEPHONE AND TELEGRAPH | 1,619.23 | .00 |

| | GROSS DISBURSEMENTS YEAR TO DATE | REFUND DISBURSEMENTS YEAR TO DATE |
|---|--|---|
| 05 REGULATION OF BUSINESS & INDUSTRY | | |
| 022 TRANSPORTATION OF THINGS | 6,713.10 | .00 |
| 024 REPAIRS OTHER CONTRACT | 5.29 | .00 |
| 025 TRAVEL EXPENSE | 565.63 | .00 |
| 026 RENTS | 10,678.86 | .00 |
| 028 OTHER OPERATING EXPENSES | 302.17 | .00 |
| 062 LIBRARY BOOKS | 78.00 | .00 |
| FUND TOTAL | 462,185.65 | .00 |
| 094 WORKMENS COMPENSATION FUND | | |
| 001 SALARIES AND WAGES | 364,273.20 | .00 |
| 002 PROFESSIONAL SERVICES AND FEES | 5,994.00 | .00 |
| 010 PRINTING AND OFFICE SUPPLIES | 12,999.80 | .00 |
| 016 OTHER SUPPLIES AND MATERIALS | 1,464.45 | .00 |
| 020 POSTAGE | 18,283.75 | 4.39 |
| 021 UTILITIES TELEPHONE AND TELEGRAPH | 4,549.62 | .00 |
| 022 TRANSPORTATION OF THINGS | 1,081.75 | .00 |
| 024 REPAIRS OTHER CONTRACT | 92.02 | .00 |
| 025 TRAVEL EXPENSE | 24,425.65 | .00 |
| 026 RENTS | 31,349.25 | .00 |
| 028 OTHER OPERATING EXPENSES | 1,753.73 | .00 |
| 060 EQUIPMENT AND FURNITURE INVENTORY | 354.32 | .00 |
| 062 LIBRARY BOOKS | 338.50 | .00 |
| FUND TOTAL | 666,960.04 | 4.39 |
| DEPT TOTAL | 929,145.69 | 4.39 |
| 454 BOARD OF INSURANCE | | |
| 036 INSURANCE COMMISSION OPERATING FUND | | |
| 001 SALARIES AND WAGES | 4,155,327.84 | .00 |
| 010 PRINTING AND OFFICE SUPPLIES | 70,074.71 | .00 |
| 011 GASOLINE OIL LUB WASH AND GREASE | 96.80 | .00 |
| 016 OTHER SUPPLIES AND MATERIALS | 27,593.13 | .00 |
| 020 POSTAGE | 87,480.00 | 114.27 |
| 021 UTILITIES TELEPHONE AND TELEGRAPH | 6,544.72 | .00 |
| 022 TRANSPORTATION OF THINGS | 2,270.57 | .00 |
| 023 REPAIRS TO BUILDINGS CONTRACT | 3,780.92 | .00 |
| 024 REPAIRS OTHER CONTRACT | 3,397.61 | .00 |
| 025 TRAVEL EXPENSE | 403,108.76 | .00 |
| 026 RENTS | 220,040.85 | .00 |
| 027 SURETY BOND PREMIUMS | 2,124.00 | .00 |
| 028 OTHER OPERATING EXPENSES | 24,858.55 | .00 |
| 060 EQUIPMENT AND FURNITURE INVENTORY | 301,277.92 | .00 |
| 062 LIBRARY BOOKS | 3,271.91 | .00 |
| 068 BLDG PURCHASED CONST & REMODELED | 2,966.40 | .00 |
| FUND TOTAL | 5,314,214.69 | 114.27 |
| 085 INSURANCE AGENTS LICENSE FUND | | |
| 001 SALARIES AND WAGES | 23,701.82 | .00 |
| DEPT TOTAL | 5,337,916.51 | 114.27 |
| 455 RAILROAD COMMISSION | | |
| 001 GENERAL REVENUE FUND | | |
| 001 SALARIES AND WAGES | 745,261.77 | .00 |

| | GROSS DISBURSEMENTS YEAR TO DATE | REFUND DISBURSEMENTS YEAR TO DATE |
|--|--|---|
| 05 REGULATION OF BUSINESS & INDUSTRY | | |
| 155 RAILROAD COMMISSION OPERATING FUND | | |
| 001 SALARIES AND WAGES | 3,062,432.67 | .00 |
| 002 PROFESSIONAL SERVICES AND FEES | 920.00 | .00 |
| 008 WORKMENS COMPENSATION TRANSFER | 397.18 | .00 |
| 010 PRINTING AND OFFICE SUPPLIES | 70,404.88 | .00 |
| 011 GASOLINE OIL LUB WASH AND GREASE | 79,386.53 | .00 |
| 016 OTHER SUPPLIES AND MATERIALS | 42,069.31 | .00 |
| 020 POSTAGE | 81,000.69 | .00 |
| 021 UTILITIES TELEPHONE AND TELEGRAPH | 19,134.00 | 11.75 |
| 022 TRANSPORTATION OF THINGS | 8,138.41 | .00 |
| 024 REPAIRS OTHER CONTRACT | 30,133.85 | 22.85 |
| 025 TRAVEL EXPENSE | 68,494.20 | .00 |
| 026 RENTS | 204,867.65 | .00 |
| 027 SURETY BOND PREMIUMS | 331.00 | .00 |
| 028 OTHER OPERATING EXPENSES | 147,225.09 | 82.94 |
| 060 EQUIPMENT AND FURNITURE INVENTORY | 144,182.43 | .00 |
| 062 LIBRARY BOOKS | 958.47 | .00 |
| FUND TOTAL | 3,960,076.36 | 117.54 |
| DEPT TOTAL | 4,705,338.13 | 117.54 |
| 458 ALCOHOLIC BEVERAGE COM | | |
| 067 CONFISCATED LIQUOR FUND | | |
| 013 CLOTHING AND DRYGOODS FOR PERSONS | 4,375.00 | .00 |
| 060 EQUIPMENT AND FURNITURE INVENTORY | 272.49 | .00 |
| FUND TOTAL | 4,647.49 | .00 |
| 097 LIQUOR ACT ENFORCEMENT FUND | | |
| 001 SALARIES AND WAGES | 3,571,329.79 | 115.84 |
| 002 PROFESSIONAL SERVICES AND FEES | 2,369.65 | .00 |
| 010 PRINTING AND OFFICE SUPPLIES | 46,611.25 | .00 |
| 011 GASOLINE OIL LUB WASH AND GREASE | 867.90 | .00 |
| 013 CLOTHING AND DRYGOODS FOR PERSONS | 6,178.77 | .00 |
| 016 OTHER SUPPLIES AND MATERIALS | 4,821.53 | 360.84 |
| 020 POSTAGE | 31,000.00 | .00 |
| 021 UTILITIES TELEPHONE AND TELEGRAPH | 31,476.61 | .00 |
| 022 TRANSPORTATION OF THINGS | 762.60 | .00 |
| 023 REPAIRS TO BUILDINGS CONTRACT | 1,110.00 | .00 |
| 024 REPAIRS OTHER CONTRACT | 611.52 | .00 |
| 025 TRAVEL EXPENSE | 628,453.23 | 477.86 |
| 026 RENTS | 92,287.42 | .00 |
| 027 SURETY BOND PREMIUMS | 1,482.00 | .00 |
| 028 OTHER OPERATING EXPENSES | 17,081.57 | .00 |
| 060 EQUIPMENT AND FURNITURE INVENTORY | 4,210.15 | .00 |
| 062 LIBRARY BOOKS | 415.81 | .00 |
| FUND TOTAL | 4,441,069.80 | 954.54 |
| DEPT TOTAL | 4,445,717.29 | 954.54 |
| 459 BOARD OF ARCHITECTURAL EXAMINERS | | |
| 109 ARCHITECTS REGISTRATION FUND | | |
| 001 SALARIES AND WAGES | 25,421.35 | .00 |

| | GROSS DISBURSEMENTS YEAR TO DATE | REFUND DISBURSEMENTS YEAR TO DATE |
|---|--|---|
| 05 REGULATION OF BUSINESS & INDUSTRY | | |
| 010 PRINTING AND OFFICE SUPPLIES | 8,616.10 | .00 |
| 016 OTHER SUPPLIES AND MATERIALS | 65.11 | .00 |
| 020 POSTAGE | 1,960.00 | .00 |
| 022 TRANSPORTATION OF THINGS | 180.00 | .00 |
| 024 REPAIRS OTHER CONTRACT | 26.58 | .00 |
| 025 TRAVEL EXPENSE | 6,489.36 | .00 |
| 026 RENTS | 3,547.00 | .00 |
| 028 OTHER OPERATING EXPENSES | 1,694.65 | .00 |
| 060 EQUIPMENT AND FURNITURE INVENTORY | 702.40 | .00 |
| FUND TOTAL | 48,702.55 | .00 |
| 460 BD OF REGISTRATION FOR PROFESSIONAL ENGINEERS | | |
| 056 PROFESSIONAL ENGINEERS FUND | | |
| 001 SALARIES AND WAGES | 83,901.59 | .00 |
| 002 PROFESSIONAL SERVICES AND FEES | 10,082.23 | .00 |
| 010 PRINTING AND OFFICE SUPPLIES | 30,799.77 | .00 |
| 016 OTHER SUPPLIES AND MATERIALS | 673.01 | .00 |
| 020 POSTAGE | 13,800.00 | .00 |
| 022 TRANSPORTATION OF THINGS | 2,958.23 | .00 |
| 024 REPAIRS OTHER CONTRACT | 16.15 | .00 |
| 025 TRAVEL EXPENSE | 6,009.06 | .00 |
| 026 RENTS | 6,910.30 | .00 |
| 028 OTHER OPERATING EXPENSES | 6,573.45 | .00 |
| 060 EQUIPMENT AND FURNITURE INVENTORY | 2,818.54 | .00 |
| FUND TOTAL | 164,542.33 | .00 |
| 461 AERONAUTIC COMMISSION | | |
| 150 AIRCRAFT FUEL TAX FUND | | |
| 001 SALARIES AND WAGES | 162,156.03 | .00 |
| 010 PRINTING AND OFFICE SUPPLIES | 4,144.27 | .00 |
| 011 GASOLINE OIL LUB WASH AND GREASE | 2,661.38 | 319.75 |
| 014 FEED FOR ANIMALS SEED AND SMALL PLANTS | 91.90 | .00 |
| 016 OTHER SUPPLIES AND MATERIALS | 3,651.15 | .00 |
| 020 POSTAGE | 5,650.00 | .00 |
| 021 UTILITIES TELEPHONE AND TELEGRAPH | 53.58 | .00 |
| 022 TRANSPORTATION OF THINGS | 1,117.47 | .00 |
| 024 REPAIRS OTHER CONTRACT | 2,364.63 | .00 |
| 025 TRAVEL EXPENSE | 16,374.85 | .00 |
| 026 RENTS | 5,117.68 | .00 |
| 027 SURETY BOND PREMIUMS | 44.00 | .00 |
| 028 OTHER OPERATING EXPENSES | 44,292.48 | 31.79 |
| 060 EQUIPMENT AND FURNITURE INVENTORY | 8,291.81 | .00 |
| 068 BLDG PURCHASED CONST & REMODELED | 642.00 | .00 |
| FUND TOTAL | 256,653.23 | 351.54 |
| 463 BOARD OF REGISTRATION FOR PUBLIC SURVEYORS. | | |
| 075 REGISTERED PUBLIC SURVEYORS FUND | | |
| 001 SALARIES AND WAGES | 13,099.92 | .00 |
| 002 PROFESSIONAL SERVICES AND FEES | 305.00 | .00 |
| 010 PRINTING AND OFFICE SUPPLIES | 861.29 | .00 |

| | GROSS DISBURSEMENTS YEAR TO DATE | REFUND DISBURSEMENTS YEAR TO DATE |
|--|--|---|
| 05 REGULATION OF BUSINESS & INDUSTRY | | |
| 016 OTHER SUPPLIES AND MATERIALS | 90.58 | .00 |
| 020 POSTAGE | 650.00 | .00 |
| 025 TRAVEL EXPENSE | 78.16 | .00 |
| 026 RENTS | 45.00 | .00 |
| 028 OTHER OPERATING EXPENSES | 25.20 | .00 |
| 060 EQUIPMENT AND FURNITURE INVENTORY | 495.79 | .00 |
| FUND TOTAL | 15,650.94 | .00 |
| 465 INDUSTRIAL COMMISSION | | |
| 001 GENERAL REVENUE FUND | | |
| 001 SALARIES AND WAGES | 212,551.00 | .00 |
| 002 PROFESSIONAL SERVICES AND FEES | 5,112.00 | .00 |
| 010 PRINTING AND OFFICE SUPPLIES | 6,752.54 | .00 |
| 016 OTHER SUPPLIES AND MATERIALS | 1,291.13 | .00 |
| 020 POSTAGE | 4,145.00 | .00 |
| 021 UTILITIES TELEPHONE AND TELEGRAPH | 118.07 | .00 |
| 022 TRANSPORTATION OF THINGS | 139.93 | .00 |
| 025 TRAVEL EXPENSE | 35,026.35 | .00 |
| 026 RENTS | 9,792.71 | .00 |
| 028 OTHER OPERATING EXPENSES | 256,898.26 | 400.00 |
| 060 EQUIPMENT AND FURNITURE INVENTORY | 10,459.91 | .00 |
| FUND TOTAL | 542,286.90 | 400.00 |
| 467 BOARD OF PRIVATE DETECTIVES ETC | | |
| 001 GENERAL REVENUE FUND | | |
| 001 SALARIES AND WAGES | 18,289.33 | .00 |
| 010 PRINTING AND OFFICE SUPPLIES | 1,516.04 | .00 |
| 016 OTHER SUPPLIES AND MATERIALS | 71.02 | .00 |
| 020 POSTAGE | 570.00 | .00 |
| 021 UTILITIES TELEPHONE AND TELEGRAPH | 62.52 | .00 |
| 025 TRAVEL EXPENSE | 5,150.28 | .00 |
| 026 RENTS | 360.27 | .00 |
| 028 OTHER OPERATING EXPENSES | 244.13 | .00 |
| 060 EQUIPMENT AND FURNITURE INVENTORY | 710.23 | .00 |
| FUND TOTAL | 26,973.82 | .00 |
| 468 BD OF LANDSCAPE ARCHITECTS | | |
| 069 BOARD OF LANDSCAPE ARCHITECTS FUND | | |
| 001 SALARIES AND WAGES | 9,852.00 | .00 |
| 010 PRINTING AND OFFICE SUPPLIES | 418.50 | .00 |
| 016 OTHER SUPPLIES AND MATERIALS | 407.90 | .00 |
| 020 POSTAGE | 20.00 | .00 |
| 022 TRANSPORTATION OF THINGS | 10.00 | .00 |
| 025 TRAVEL EXPENSE | 2,291.27 | .00 |
| 026 RENTS | 67.82 | .00 |
| 027 SURETY BOND PREMIUMS | 35.00 | .00 |
| 028 OTHER OPERATING EXPENSES | 1,211.85 | .00 |
| 060 EQUIPMENT AND FURNITURE INVENTORY | 661.50 | .00 |
| FUND TOTAL | 14,975.84 | .00 |
| 802 PARKS AND WILD LIFE DEPARTMENT | | |
| 059 SPECIAL BOAT FUND | | |
| 001 SALARIES AND WAGES | 220,844.72 | .00 |

| | GROSS DISBURSEMENTS YEAR TO DATE | REFUND DISBURSEMENTS YEAR TO DATE |
|---|--|---|
| 05 REGULATION OF BUSINESS & INDUSTRY | | |
| 010 PRINTING AND OFFICE SUPPLIES | 4,419.60 | .00 |
| 011 GASOLINE OIL LUB WASH AND GREASE | 178.45 | .00 |
| 016 OTHER SUPPLIES AND MATERIALS | 4,897.04 | .00 |
| 020 POSTAGE | 22,846.54 | .00 |
| 021 UTILITIES TELEPHONE AND TELEGRAPH | 286.89 | .00 |
| 022 TRANSPORTATION OF THINGS | 37.29 | .00 |
| 023 REPAIRS TO BUILDINGS CONTRACT | 10,773.00 | .00 |
| 024 REPAIRS OTHER CONTRACT | 22.25 | .00 |
| 025 TRAVEL EXPENSE | 7,051.07 | .00 |
| 026 RENTS | 21,555.50 | .00 |
| 028 OTHER OPERATING EXPENSES | 44,092.97 | .00 |
| 060 EQUIPMENT AND FURNITURE INVENTORY | 4,869.73 | .00 |
| 067 LAND IMPROVEMENTS | 83,198.44 | .00 |
| FUND TOTAL | 425,073.49 | .00 |
| | FUNCTION TOTAL | 17,923,927.56 |
| 06 CONSERVATION OF HEALTH & SANITATION | | 2,401.16 |
| 501 DEPARTMENT OF HEALTH | | |
| 001 GENERAL REVENUE FUND | | |
| 001 SALARIES AND WAGES | 9,147,687.89 | 95.20 |
| 002 PROFESSIONAL SERVICES AND FEES | 436,003.51 | 142.15 |
| 010 PRINTING AND OFFICE SUPPLIES | 56,042.43 | .00 |
| 011 GASOLINE OIL LUB WASH AND GREASE | 5,024.79 | .00 |
| 015 DRUGS AND CHEMICALS FOR MEDICAL & LAB | 462,942.23 | .00 |
| 016 OTHER SUPPLIES AND MATERIALS | 209,123.08 | 10.00 |
| 020 POSTAGE | 78,672.62 | .00 |
| 021 UTILITIES TELEPHONE AND TELEGRAPH | 143,448.12 | .00 |
| 022 TRANSPORTATION OF THINGS | 14,715.31 | .00 |
| 024 REPAIRS OTHER CONTRACT | 2,699.67 | .00 |
| 025 TRAVEL EXPENSE | 982,823.11 | 43.52 |
| 026 RENTS | 208,286.36 | .00 |
| 028 OTHER OPERATING EXPENSES | 43,050.49 | 13.50 |
| 060 EQUIPMENT AND FURNITURE INVENTORY | 144,517.36 | 205.06 |
| 061 OTHER EQUIPMENT AND FURNITURE | 2,294.98 | .00 |
| 062 LIBRARY BOOKS | 8,415.68 | .00 |
| 068 BLDG PURCHASED CONST & REMODELED | 210,633.88 | .00 |
| FUND TOTAL | 12,156,381.51 | 509.43 |
| 019 VITAL STATISTICS FUND | | |
| 001 SALARIES AND WAGES | 412,415.61 | .00 |
| 010 PRINTING AND OFFICE SUPPLIES | 1,576.52 | .00 |
| 016 OTHER SUPPLIES AND MATERIALS | 1,216.53 | .00 |
| 020 POSTAGE | 24,077.00 | .00 |
| 021 UTILITIES TELEPHONE AND TELEGRAPH | 11,952.44 | .00 |
| 022 TRANSPORTATION OF THINGS | 100.00 | .00 |
| 025 TRAVEL EXPENSE | 1,049.43 | .00 |
| 026 RENTS | 997.49 | .00 |
| 028 OTHER OPERATING EXPENSES | 849.67 | 197.33 |
| 060 EQUIPMENT AND FURNITURE INVENTORY | 1,109.40 | .00 |

| | GROSS DISBURSEMENTS YEAR TO DATE | REFUND DISBURSEMENTS YEAR TO DATE |
|---|--|---|
| 06 CONSERVATION OF HEALTH & SANITATION | | |
| 062 LIBRARY BOOKS | 35.00 | .00 |
| FUND TOTAL | 455,379.09 | 197.33 |
| 033 SANITARIANS REGISTRATION AND LICENSE FUND | | |
| 001 SALARIES AND WAGES | 2,856.05 | .00 |
| 010 PRINTING AND OFFICE SUPPLIES | 266.96 | .00 |
| 016 OTHER SUPPLIES AND MATERIALS | 12.06 | .00 |
| 020 POSTAGE | 175.00 | .00 |
| 021 UTILITIES TELEPHONE AND TELEGRAPH | 82.75 | .00 |
| 025 TRAVEL EXPENSE | 519.12 | .00 |
| 028 OTHER OPERATING EXPENSES | 1.34 | .00 |
| 060 EQUIPMENT AND FURNITURE INVENTORY | 560.10 | .00 |
| FUND TOTAL | 4,473.38 | .00 |
| 129 HOSPITAL LICENSING FUND | | |
| 001 SALARIES AND WAGES | 46,941.36 | .00 |
| 010 PRINTING AND OFFICE SUPPLIES | 201.81 | .00 |
| 016 OTHER SUPPLIES AND MATERIALS | 355.57 | .00 |
| 020 POSTAGE | 700.00 | .00 |
| 021 UTILITIES TELEPHONE AND TELEGRAPH | 1,000.00 | .00 |
| 022 TRANSPORTATION OF THINGS | 10.00 | .00 |
| 025 TRAVEL EXPENSE | 10,232.97 | .00 |
| 028 OTHER OPERATING EXPENSES | 76.97 | .00 |
| 060 EQUIPMENT AND FURNITURE INVENTORY | 52.00 | .00 |
| 062 LIBRARY BOOKS | 37.67 | .00 |
| FUND TOTAL | 59,608.35 | .00 |
| 273 FEDERAL HEALTH FUND | | |
| 001 SALARIES AND WAGES | 9,029,067.36 | 1,769.63 |
| 002 PROFESSIONAL SERVICES AND FEES | 446,995.18 | .00 |
| 010 PRINTING AND OFFICE SUPPLIES | 40,093.16 | 6.20 |
| 011 GASOLINE OIL LUB WASH AND GREASE | 3,394.73 | 4.59 |
| 013 CLOTHING AND DRYGOODS FOR PERSONS | 92.00 | .00 |
| 014 FEED FOR ANIMALS SEED AND SMALL PLANTS | 892.92 | .00 |
| 015 DRUGS AND CHEMICALS FOR MEDICAL & LAB | 471,510.05 | .00 |
| 016 OTHER SUPPLIES AND MATERIALS | 288,192.48 | 121.40 |
| 020 POSTAGE | 123,777.01 | .00 |
| 021 UTILITIES TELEPHONE AND TELEGRAPH | 163,536.37 | 28.27 |
| 022 TRANSPORTATION OF THINGS | 22,086.68 | 7.70 |
| 024 REPAIRS OTHER CONTRACT | 3,631.21 | .00 |
| 025 TRAVEL EXPENSE | 1,000,918.08 | 9.00 |
| 026 RENTS | 224,650.74 | .00 |
| 028 OTHER OPERATING EXPENSES | 151,158.58 | 231.78 |
| 060 EQUIPMENT AND FURNITURE INVENTORY | 328,088.17 | .00 |
| 061 OTHER EQUIPMENT AND FURNITURE | 31,927.38 | .00 |
| 062 LIBRARY BOOKS | 6,761.72 | .00 |
| 068 BLDG PURCHASED CONST & REMODELED | 4,008.95 | .00 |
| FUND TOTAL | 12,340,782.77 | 2,178.57 |
| DEPT TOTAL | 25,016,625.10 | 2,885.33 |
| 502 BOARD OF BARBER EXAMINERS | | |
| 040 BARBER EXAMINERS FUND | | |
| 001 SALARIES AND WAGES | 137,307.88 | .00 |

| | GROSS DISBURSEMENTS YEAR TO DATE | REFUND DISBURSEMENTS YEAR TO DATE |
|---|--|---|
| 06 CONSERVATION OF HEALTH & SANITATION | | |
| 010 PRINTING AND OFFICE SUPPLIES | 3,597.08 | .00 |
| 020 POSTAGE | 2,800.00 | .00 |
| 022 TRANSPORTATION OF THINGS | 3.50 | .00 |
| 024 REPAIRS OTHER CONTRACT | 32.00 | .00 |
| 025 TRAVEL EXPENSE | 64,037.73 | .00 |
| 026 RENTS | 1,959.00 | .00 |
| 028 OTHER OPERATING EXPENSES | 97.50 | .00 |
| 060 EQUIPMENT AND FURNITURE INVENTORY | 459.00 | .00 |
| FUND TOTAL | 210,293.69 | .00 |
| 503 BOARD OF MEDICAL EXAMINERS | | |
| 055 MEDICAL REGISTRATION FUND | | |
| 001 SALARIES AND WAGES | 104,432.00 | .00 |
| 010 PRINTING AND OFFICE SUPPLIES | 1,953.71 | .00 |
| 020 POSTAGE | 7,180.00 | .00 |
| 021 UTILITIES TELEPHONE AND TELEGRAPH | 3,236.27 | .00 |
| 025 TRAVEL EXPENSE | 19,153.57 | .00 |
| 026 RENTS | 13,654.95 | .00 |
| 028 OTHER OPERATING EXPENSES | 834.38 | .00 |
| 060 EQUIPMENT AND FURNITURE INVENTORY | 459.62 | .00 |
| FUND TOTAL | 150,904.50 | .00 |
| 504 BOARD OF DENTAL EXAMINERS | | |
| 086 DENTAL REGISTRATION FUND | | |
| 001 SALARIES AND WAGES | 41,324.08 | .00 |
| 010 PRINTING AND OFFICE SUPPLIES | 2,700.21 | .00 |
| 016 OTHER SUPPLIES AND MATERIALS | 275.35 | .00 |
| 020 POSTAGE | 1,500.00 | .00 |
| 025 TRAVEL EXPENSE | 15,064.60 | .00 |
| 026 RENTS | 2,457.62 | .00 |
| 027 SURETY BOND PREMIUMS | 25.00 | .00 |
| 028 OTHER OPERATING EXPENSES | 1,609.82 | .00 |
| 060 EQUIPMENT AND FURNITURE INVENTORY | 581.00 | .00 |
| FUND TOTAL | 65,537.68 | .00 |
| 505 COSMETOLOGY COMMISSION | | |
| 088 BOARD OF COSMETOLOGISTS FUND | | |
| 001 SALARIES AND WAGES | 305,774.33 | .00 |
| 010 PRINTING AND OFFICE SUPPLIES | 8,357.87 | .00 |
| 016 OTHER SUPPLIES AND MATERIALS | 1,005.91 | .00 |
| 020 POSTAGE | 10,700.00 | .00 |
| 021 UTILITIES TELEPHONE AND TELEGRAPH | 8.55 | .00 |
| 024 REPAIRS OTHER CONTRACT | 103.00 | .00 |
| 025 TRAVEL EXPENSE | 73,599.18 | .00 |
| 026 RENTS | 41,338.80 | .00 |
| 027 SURETY BOND PREMIUMS | 73.00 | .00 |
| 028 OTHER OPERATING EXPENSES | 342.05 | .00 |
| 060 EQUIPMENT AND FURNITURE INVENTORY | 10,287.44 | .00 |
| FUND TOTAL | 451,590.13 | .00 |
| 506 U OF T-MD ANDERSON HOSPITAL & TUMOR INSTITUTE | | |
| 001 GENERAL REVENUE FUND | | |
| 001 SALARIES AND WAGES | 10,947,637.79 | .00 |

| | GROSS DISBURSEMENTS YEAR TO DATE | REFUND DISBURSEMENTS YEAR TO DATE |
|---|--|---|
| 06 CONSERVATION OF HEALTH & SANITATION | | |
| 010 PRINTING AND OFFICE SUPPLIES | 31,361.04 | .00 |
| 011 GASOLINE OIL LUB WASH AND GREASE | 23.65 | .00 |
| 013 CLOTHING AND DRYGOODS FOR PERSONS | 437.65 | .00 |
| 015 DRUGS AND CHEMICALS FOR MEDICAL & LAB | 193,135.55 | .00 |
| 016 OTHER SUPPLIES AND MATERIALS | 349,245.16 | .00 |
| 020 POSTAGE | 52,000.00 | .00 |
| 021 UTILITIES TELEPHONE AND TELEGRAPH | 206,206.39 | .00 |
| 022 TRANSPORTATION OF THINGS | 448.00 | .00 |
| 023 REPAIRS TO BUILDINGS CONTRACT | 6,342.18 | .00 |
| 024 REPAIRS OTHER CONTRACT | 12,177.09 | .00 |
| 026 RENTS | 17,267.90 | .00 |
| 028 OTHER OPERATING EXPENSES | 81,501.44 | .00 |
| 060 EQUIPMENT AND FURNITURE INVENTORY | 12,282.92 | .00 |
| 062 LIBRARY BOOKS | 2,504.91 | .00 |
| FUND TOTAL | 11,912,571.67 | .00 |
| 508 BOARD OF CHIROPRACTIC EXAMINERS | | |
| 140 CHIROPRACTIC EXAMINERS FUND | | |
| 001 SALARIES AND WAGES | 16,275.00 | .00 |
| 010 PRINTING AND OFFICE SUPPLIES | 273.64 | .00 |
| 016 OTHER SUPPLIES AND MATERIALS | 162.07 | .00 |
| 020 POSTAGE | 400.00 | .00 |
| 021 UTILITIES TELEPHONE AND TELEGRAPH | 912.42 | .00 |
| 025 TRAVEL EXPENSE | 6,446.99 | .00 |
| 026 RENTS | 1,801.20 | .00 |
| 027 SURETY BOND PREMIUMS | 38.00 | .00 |
| 028 OTHER OPERATING EXPENSES | 273.20 | .00 |
| FUND TOTAL | 26,582.52 | .00 |
| 509 BD OF EXAMINERS FOR HEARING AIDS | | |
| 001 GENERAL REVENUE FUND | | |
| 001 SALARIES AND WAGES | 17,258.63 | .00 |
| 010 PRINTING AND OFFICE SUPPLIES | 368.55 | .00 |
| 016 OTHER SUPPLIES AND MATERIALS | 121.41 | .00 |
| 020 POSTAGE | 300.00 | .00 |
| 021 UTILITIES TELEPHONE AND TELEGRAPH | 16.80 | .00 |
| 025 TRAVEL EXPENSE | 6,258.12 | .00 |
| 026 RENTS | 2,446.19 | .00 |
| 028 OTHER OPERATING EXPENSES | 235.79 | .00 |
| 060 EQUIPMENT AND FURNITURE INVENTORY | 1,464.15 | .00 |
| FUND TOTAL | 28,469.64 | .00 |
| 510 BOARD OF EXAMINERS IN BASIC SCIENCE | | |
| 220 BASIC SCIENCE EXAMINATION FUND | | |
| 001 SALARIES AND WAGES | 28,993.67 | .00 |
| 010 PRINTING AND OFFICE SUPPLIES | 561.54 | .00 |
| 016 OTHER SUPPLIES AND MATERIALS | 99.58 | .00 |
| 020 POSTAGE | 581.00 | .00 |
| 022 TRANSPORTATION OF THINGS | 30.75 | .00 |
| 024 REPAIRS OTHER CONTRACT | 13.40 | .00 |

| | GROSS DISBURSEMENTS YEAR TO DATE | REFUND DISBURSEMENTS YEAR TO DATE |
|---|--|---|
| 06 CONSERVATION OF HEALTH & SANITATION | | |
| 025 TRAVEL EXPENSE | 3,170.50 | .00 |
| 026 RENTS | 561.00 | .00 |
| 028 OTHER OPERATING EXPENSES | 278.45 | .00 |
| FUND TOTAL | 34,289.89 | .00 |
| 511 BOARD OF VOCATIONAL NURSE EXAMINERS | | |
| 266 VOCATIONAL NURSE EXAMINERS FUND | | |
| 001 SALARIES AND WAGES | 76,025.35 | .00 |
| 010 PRINTING AND OFFICE SUPPLIES | 4,839.60 | .00 |
| 016 OTHER SUPPLIES AND MATERIALS | 110.35 | .00 |
| 020 POSTAGE | 5,000.00 | .00 |
| 021 UTILITIES TELEPHONE AND TELEGRAPH | 3.21 | .00 |
| 022 TRANSPORTATION OF THINGS | 282.46 | .00 |
| 024 REPAIRS OTHER CONTRACT | 118.56 | .00 |
| 025 TRAVEL EXPENSE | 12,554.95 | .00 |
| 026 RENTS | 1,394.20 | .00 |
| 027 SURETY BOND PREMIUMS | 84.06 | .00 |
| 028 OTHER OPERATING EXPENSES | 13,366.63 | .00 |
| 060 EQUIPMENT AND FURNITURE INVENTORY | 2,938.26 | .00 |
| FUND TOTAL | 116,717.63 | .00 |
| 514 OPTOMETRY BOARD | | |
| 034 OPTOMETRY FUND | | |
| 001 SALARIES AND WAGES | 15,634.82 | .00 |
| 010 PRINTING AND OFFICE SUPPLIES | 487.39 | .00 |
| 016 OTHER SUPPLIES AND MATERIALS | 93.83 | .00 |
| 020 POSTAGE | 480.00 | .00 |
| 021 UTILITIES TELEPHONE AND TELEGRAPH | 3,039.98 | .00 |
| 025 TRAVEL EXPENSE | 9,470.71 | .00 |
| 026 RENTS | 2,822.95 | .00 |
| 027 SURETY BOND PREMIUMS | 50.00 | .00 |
| 028 OTHER OPERATING EXPENSES | 3,083.79 | .00 |
| 060 EQUIPMENT AND FURNITURE INVENTORY | 180.00 | .00 |
| FUND TOTAL | 35,343.47 | .00 |
| 517 COMMISSION ON ALCOHOLISM | | |
| 001 GENERAL REVENUE FUND | | |
| 001 SALARIES AND WAGES | 156,281.64 | .00 |
| 002 PROFESSIONAL SERVICES AND FEES | 300.00 | .00 |
| 010 PRINTING AND OFFICE SUPPLIES | 12,104.95 | .00 |
| 013 CLOTHING AND DRYGOODS FOR PERSONS | 16.00 | .00 |
| 016 OTHER SUPPLIES AND MATERIALS | 3,743.12 | .00 |
| 020 POSTAGE | 3,380.00 | .00 |
| 021 UTILITIES TELEPHONE AND TELEGRAPH | 24.72 | .00 |
| 022 TRANSPORTATION OF THINGS | 190.94 | .00 |
| 024 REPAIRS OTHER CONTRACT | 33.95 | .00 |
| 025 TRAVEL EXPENSE | 28,933.51 | .00 |
| 026 RENTS | 1,949.96 | .00 |
| 028 OTHER OPERATING EXPENSES | 6,263.17 | .00 |
| 060 EQUIPMENT AND FURNITURE INVENTORY | 2,584.98 | .00 |

| | GROSS DISBURSEMENTS YEAR TO DATE | REFUND DISBURSEMENTS YEAR TO DATE |
|--|--|---|
| 06 CONSERVATION OF HEALTH & SANITATION | | |
| FUND TOTAL | 215,806.94 | .00 |
| 518 WATER QUALITY BOARD | | |
| 001 GENERAL REVENUE FUND | | |
| 001 SALARIES AND WAGES | 1,211,728.70 | .00 |
| 002 PROFESSIONAL SERVICES AND FEES | 141,031.81 | .00 |
| 010 PRINTING AND OFFICE SUPPLIES | 13,289.34 | .00 |
| 011 GASOLINE OIL LUB WASH AND GREASE | 296.56 | .00 |
| 016 OTHER SUPPLIES AND MATERIALS | 9,328.95 | .00 |
| 020 POSTAGE | 15,750.40 | .00 |
| 021 UTILITIES TELEPHONE AND TELEGRAPH | 8,038.02 | .00 |
| 022 TRANSPORTATION OF THINGS | 62.30 | .00 |
| 024 REPAIRS OTHER CONTRACT | 943.95 | .00 |
| 025 TRAVEL EXPENSE | 146,113.21 | .00 |
| 026 RENTS | 81,140.00 | .00 |
| 027 SURETY BOND PREMIUMS | 627.00 | .00 |
| 028 OTHER OPERATING EXPENSES | 6,078.01 | 22.75 |
| 060 EQUIPMENT AND FURNITURE INVENTORY | 29,077.51 | .00 |
| 062 LIBRARY BOOKS | 738.70 | .00 |
| FUND TOTAL | 1,664,244.46 | 22.75 |
| 153 WATER QUALITY FUND | | |
| 001 SALARIES AND WAGES | 120,997.19 | .00 |
| 002 PROFESSIONAL SERVICES AND FEES | 64,283.66 | 3.00 |
| 010 PRINTING AND OFFICE SUPPLIES | 3,185.97 | .00 |
| 011 GASOLINE OIL LUB WASH AND GREASE | 253.22 | .00 |
| 016 OTHER SUPPLIES AND MATERIALS | 1,549.22 | .00 |
| 020 POSTAGE | 3,000.00 | .00 |
| 021 UTILITIES TELEPHONE AND TELEGRAPH | 1,998.68 | .00 |
| 022 TRANSPORTATION OF THINGS | 250.10 | .00 |
| 024 REPAIRS OTHER CONTRACT | 305.76 | .00 |
| 025 TRAVEL EXPENSE | 3,658.20 | .00 |
| 026 RENTS | 17,213.58 | .00 |
| 028 OTHER OPERATING EXPENSES | 21,313.25 | .00 |
| 060 EQUIPMENT AND FURNITURE INVENTORY | 12,328.18 | .00 |
| 062 LIBRARY BOOKS | 217.17 | .00 |
| FUND TOTAL | 250,554.18 | 3.00 |
| DEPT TOTAL | 1,914,798.64 | 25.75 |
| 519 AIR CONTROL BOARD | | |
| 001 GENERAL REVENUE FUND | | |
| 001 SALARIES AND WAGES | 14,850.00 | .00 |
| 002 PROFESSIONAL SERVICES AND FEES | 112.20 | .00 |
| 010 PRINTING AND OFFICE SUPPLIES | 627.72 | .00 |
| 016 OTHER SUPPLIES AND MATERIALS | 11.70 | .00 |
| 025 TRAVEL EXPENSE | 6,162.58 | .00 |
| 026 RENTS | 20,894.20 | .00 |
| 028 OTHER OPERATING EXPENSES | 3,224.41 | .00 |
| FUND TOTAL | 45,882.81 | .00 |
| 102 AIR CONTROL BOARD SPECIAL FUND | | |
| 001 SALARIES AND WAGES | 10,557.80 | .00 |

| | GROSS DISBURSEMENTS YEAR TO DATE | REFUND DISBURSEMENTS YEAR TO DATE |
|--|--|---|
| 06 CONSERVATION OF HEALTH & SANITATION | | |
| 002 PROFESSIONAL SERVICES AND FEES | 24,048.60 | .00 |
| 010 PRINTING AND OFFICE SUPPLIES | 713.45 | .00 |
| 016 OTHER SUPPLIES AND MATERIALS | 1,475.59 | .00 |
| 021 UTILITIES TELEPHONE AND TELEGRAPH | 17.25 | .00 |
| 022 TRANSPORTATION OF THINGS | 5.25 | .00 |
| 025 TRAVEL EXPENSE | 3,047.03 | .00 |
| 026 RENTS | 30,370.81 | .00 |
| 028 OTHER OPERATING EXPENSES | 101,257.72 | .00 |
| FUND TOTAL | 171,493.50 | .00 |
| DEPT TOTAL | 217,376.31 | .00 |
| 520 BD OF EXAMINERS OF PSYCHOLOGISTS | | |
| 024 PSYCHOLOGISTS LICENSING FUND | | |
| 001 SALARIES AND WAGES | 15,721.25 | .00 |
| 002 PROFESSIONAL SERVICES AND FEES | 5,817.42 | .00 |
| 010 PRINTING AND OFFICE SUPPLIES | 10,620.27 | .00 |
| 016 OTHER SUPPLIES AND MATERIALS | 267.73 | .00 |
| 020 POSTAGE | 3,000.00 | .00 |
| 021 UTILITIES TELEPHONE AND TELEGRAPH | 1,423.32 | .00 |
| 025 TRAVEL EXPENSE | 11,577.07 | .00 |
| 026 RENTS | 742.28 | .00 |
| 027 SURETY BOND PREMIUMS | 35.00 | .00 |
| 028 OTHER OPERATING EXPENSES | 11,724.77 | .00 |
| 060 EQUIPMENT AND FURNITURE INVENTORY | 2,028.77 | .00 |
| FUND TOTAL | 62,957.88 | .00 |
| FUNCTION TOTAL | 40,459,865.69 | 2,911.08 |
| 07 DEVELOPMENT & CONSERVATION OF NATURAL RESOURCES | | |
| 551 DEPARTMENT OF AGRICULTURE | | |
| 001 GENERAL REVENUE FUND | | |
| 001 SALARIES AND WAGES | 3,719,158.11 | .00 |
| 002 PROFESSIONAL SERVICES AND FEES | 27,905.86 | .00 |
| 010 PRINTING AND OFFICE SUPPLIES | 34,112.07 | .00 |
| 011 GASOLINE OIL LUB WASH AND GREASE | 32,912.98 | 444.77 |
| 013 CLOTHING AND DRYGOODS FOR PERSONS | 139.00 | .00 |
| 015 DRUGS AND CHEMICALS FOR MEDICAL & LAB | 7,828.71 | .00 |
| 016 OTHER SUPPLIES AND MATERIALS | 193,666.88 | 140.45 |
| 020 POSTAGE | 86,757.00 | .00 |
| 021 UTILITIES TELEPHONE AND TELEGRAPH | 54,137.84 | 17.96 |
| 022 TRANSPORTATION OF THINGS | 4,552.97 | .00 |
| 024 REPAIRS OTHER CONTRACT | 17,627.13 | .00 |
| 025 TRAVEL EXPENSE | 130,352.10 | .00 |
| 026 RENTS | 186,129.62 | .00 |
| 028 OTHER OPERATING EXPENSES | 276,052.02 | 69.55 |
| 060 EQUIPMENT AND FURNITURE INVENTORY | 159,301.97 | .00 |
| FUND TOTAL | 4,930,634.26 | 672.73 |
| 023 DEPARTMENT OF AGRICULTURE FUND | | |
| 001 SALARIES AND WAGES | 281,854.02 | .00 |
| 010 PRINTING AND OFFICE SUPPLIES | 36,677.53 | .00 |

| | GROSS DISBURSEMENTS YEAR TO DATE | REFUND DISBURSEMENTS YEAR TO DATE |
|---|--|---|
| 07 DEVELOPMENT & CONSERVATION OF NATURAL RESOURCES- | | |
| 011 GASOLINE OIL LUB WASH AND GREASE | 28,062.32 | 217.50 |
| 014 FEED FOR ANIMALS SEED AND SMALL PLANTS | 29.00 | .00 |
| 015 DRUGS AND CHEMICALS FOR MEDICAL & LAB | 35.80 | .00 |
| 016 OTHER SUPPLIES AND MATERIALS | 20,407.92 | 48.70 |
| 020 POSTAGE | 872.00 | .00 |
| 021 UTILITIES TELEPHONE AND TELEGRAPH | 7,827.77 | .00 |
| 022 TRANSPORTATION OF THINGS | 2,495.36 | .00 |
| 024 REPAIRS OTHER CONTRACT | 9,635.03 | 58.14 |
| 025 TRAVEL EXPENSE | 366,855.55 | .00 |
| 026 RENTS | 85,656.40 | .00 |
| 028 OTHER OPERATING EXPENSES | 20,591.03 | 407.46 |
| 060 EQUIPMENT AND FURNITURE INVENTORY | 134,534.09 | .00 |
| FUND TOTAL | 995,533.82 | 731.80 |
| DEPT TOTAL | 5,926,168.08 | 1,404.53 |
| 552 WATER RIGHTS COMMISSION | | |
| 001 GENERAL REVENUE FUND | | |
| 001 SALARIES AND WAGES | 1,015,450.10 | .00 |
| 002 PROFESSIONAL SERVICES AND FEES | 9,765.20 | .00 |
| 010 PRINTING AND OFFICE SUPPLIES | 6,791.82 | .00 |
| 011 GASOLINE OIL LUB WASH AND GREASE | 3,509.83 | .00 |
| 016 OTHER SUPPLIES AND MATERIALS | 11,854.21 | .00 |
| 020 POSTAGE | 12,382.00 | .00 |
| 021 UTILITIES TELEPHONE AND TELEGRAPH | 1,181.29 | .00 |
| 022 TRANSPORTATION OF THINGS | 76.28 | .00 |
| 024 REPAIRS OTHER CONTRACT | 2,522.46 | .00 |
| 025 TRAVEL EXPENSE | 41,823.90 | .00 |
| 026 RENTS | 15,283.91 | .00 |
| 028 OTHER OPERATING EXPENSES | 16,783.56 | .00 |
| 060 EQUIPMENT AND FURNITURE INVENTORY | 35,263.61 | .00 |
| 062 LIBRARY BOOKS | 439.20 | .00 |
| FUND TOTAL | 1,173,127.37 | .00 |
| 158 WATER RIGHTS ADMINISTRATION FUND | | |
| 001 SALARIES AND WAGES | 15,712.60 | .00 |
| 010 PRINTING AND OFFICE SUPPLIES | 53.17 | .00 |
| 016 OTHER SUPPLIES AND MATERIALS | 295.45 | .00 |
| 021 UTILITIES TELEPHONE AND TELEGRAPH | 358.64 | .00 |
| 024 REPAIRS OTHER CONTRACT | 41.95 | .00 |
| 025 TRAVEL EXPENSE | 2,358.47 | .00 |
| 026 RENTS | 755.40 | .00 |
| 028 OTHER OPERATING EXPENSES | 123.39 | .00 |
| 060 EQUIPMENT AND FURNITURE INVENTORY | 62.90 | .00 |
| FUND TOTAL | 19,761.97 | .00 |
| DEPT TOTAL | 1,192,889.34 | .00 |
| 554 TEXAS ANIMAL HEALTH COMMISSION | | |
| 001 GENERAL REVENUE FUND | | |
| 001 SALARIES AND WAGES | 1,048,092.68 | .00 |
| 002 PROFESSIONAL SERVICES AND FEES | 2,494.55 | .00 |

| | GROSS DISBURSEMENTS YEAR TO DATE | REFUND DISBURSEMENTS YEAR TO DATE |
|--|--|---|
| 07 DEVELOPMENT & CONSERVATION OF NATURAL RESOURCES | | |
| 010 PRINTING AND OFFICE SUPPLIES | 5,923.02 | .00 |
| 016 OTHER SUPPLIES AND MATERIALS | 41,476.92 | .00 |
| 020 POSTAGE | 11,550.00 | .00 |
| 021 UTILITIES TELEPHONE AND TELEGRAPH | 25.26 | 8.51 |
| 022 TRANSPORTATION OF THINGS | 92.14 | .00 |
| 024 REPAIRS OTHER CONTRACT | 1,763.65 | .00 |
| 025 TRAVEL EXPENSE | 443,699.65 | .00 |
| 026 RENTS | 770.09 | .00 |
| 028 OTHER OPERATING EXPENSES | 1,725.48 | .00 |
| 060 EQUIPMENT AND FURNITURE INVENTORY | 1,666.39 | .00 |
| FUND TOTAL | 1,559,279.83 | 8.51 |
| 555 AGRICULTURAL EXTENSION SERVICE | | |
| 001 GENERAL REVENUE FUND | | |
| 001 SALARIES AND WAGES | 5,778,628.88 | 196.00 |
| 008 WORKMENS COMPENSATION TRANSFER | 20,767.04 | .00 |
| 010 PRINTING AND OFFICE SUPPLIES | 8,889.64 | .00 |
| 016 OTHER SUPPLIES AND MATERIALS | 5,457.72 | .00 |
| 021 UTILITIES TELEPHONE AND TELEGRAPH | 21,157.22 | .00 |
| 025 TRAVEL EXPENSE | 986.30 | .00 |
| 027 SURETY BOND PREMIUMS | 124.97 | .00 |
| 028 OTHER OPERATING EXPENSES | 13,019.69 | .00 |
| 060 EQUIPMENT AND FURNITURE INVENTORY | 21,185.80 | .00 |
| FUND TOTAL | 5,870,217.26 | 196.00 |
| 556 AGRICULTURAL EXPERIMENT STATION | | |
| 001 GENERAL REVENUE FUND | | |
| 001 SALARIES AND WAGES | 5,012,126.73 | 5,475.53 |
| 002 PROFESSIONAL SERVICES AND FEES | 4,055.83 | .00 |
| 008 WORKMENS COMPENSATION TRANSFER | 13,484.33 | .00 |
| 010 PRINTING AND OFFICE SUPPLIES | 54,217.13 | .00 |
| 011 GASOLINE OIL LUB WASH AND GREASE | 30,225.45 | .00 |
| 013 CLOTHING AND DRYGOODS FOR PERSONS | 144.23 | .00 |
| 014 FEED FOR ANIMALS SEED AND SMALL PLANTS | 28,690.16 | .00 |
| 015 DRUGS AND CHEMICALS FOR MEDICAL & LAB | 13,959.02 | .00 |
| 016 OTHER SUPPLIES AND MATERIALS | 207,837.30 | .00 |
| 020 POSTAGE | 2,783.17 | .00 |
| 021 UTILITIES TELEPHONE AND TELEGRAPH | 86,075.39 | .00 |
| 022 TRANSPORTATION OF THINGS | 2,129.04 | .00 |
| 023 REPAIRS TO BUILDINGS CONTRACT | 222.50 | .00 |
| 024 REPAIRS OTHER CONTRACT | 22,424.77 | 38.50 |
| 025 TRAVEL EXPENSE | 76,612.30 | .00 |
| 026 RENTS | 39,260.89 | .00 |
| 027 SURETY BOND PREMIUMS | 683.38 | .00 |
| 028 OTHER OPERATING EXPENSES | 254,677.13 | .00 |
| 060 EQUIPMENT AND FURNITURE INVENTORY | 266,185.71 | .00 |
| 062 LIBRARY BOOKS | 331.49 | .00 |
| 067 LAND IMPROVEMENTS | 2,231.90 | .00 |
| 068 BLDG PURCHASED CONST & REMODELED | 12,112.02 | .00 |

| | GROSS DISBURSEMENTS YEAR TO DATE | REFUND DISBURSEMENTS YEAR TO DATE |
|--|--|---|
| 07 DEVELOPMENT & CONSERVATION OF NATURAL RESOURCES | | |
| FUND TOTAL | 6,130,469.87 | 5,514.03 |
| 058 FEED CONTROL FUND | | |
| 001 SALARIES AND WAGES | 519,828.60 | .00 |
| 008 WORKMENS COMPENSATION TRANSFER | 1,881.84 | .00 |
| 010 PRINTING AND OFFICE SUPPLIES | 3,156.45 | .00 |
| 011 GASOLINE OIL LUB WASH AND GREASE | 468.94 | .00 |
| 014 FEED FOR ANIMALS SEED AND SMALL PLANTS | 40,149.56 | .00 |
| 015 DRUGS AND CHEMICALS FOR MEDICAL & LAB | 6,552.09 | .00 |
| 016 OTHER SUPPLIES AND MATERIALS | 42,567.83 | .00 |
| 021 UTILITIES TELEPHONE AND TELEGRAPH | 5,200.62 | .00 |
| 022 TRANSPORTATION OF THINGS | 11.24 | .00 |
| 024 REPAIRS OTHER CONTRACT | 489.60 | .00 |
| 025 TRAVEL EXPENSE | 2,716.69 | .00 |
| 026 RENTS | 7,894.18 | .00 |
| 028 OTHER OPERATING EXPENSES | 27,067.35 | .00 |
| 060 EQUIPMENT AND FURNITURE INVENTORY | 3,846.45 | .00 |
| 067 LAND IMPROVEMENTS | 4,652.40 | .00 |
| FUND TOTAL | 666,483.84 | .00 |
| 240 A & M EXPERIMENT STATION CURRENT FUND | | |
| 068 BLDG PURCHASED CONST & REMODELED | 44,257.45 | .00 |
| DEPT TOTAL | 6,841,211.16 | 5,514.03 |
| 557 VETERINARY MEDICAL DIAGNOSTIC LABORATORY | | |
| 001 GENERAL REVENUE FUND | | |
| 001 SALARIES AND WAGES | 172,423.59 | .00 |
| 002 PROFESSIONAL SERVICES AND FEES | 410.75 | .00 |
| 008 WORKMENS COMPENSATION TRANSFER | 548.19 | .00 |
| 010 PRINTING AND OFFICE SUPPLIES | 801.58 | .00 |
| 011 GASOLINE OIL LUB WASH AND GREASE | 113.85 | .00 |
| 015 DRUGS AND CHEMICALS FOR MEDICAL & LAB | 86.01 | .00 |
| 016 OTHER SUPPLIES AND MATERIALS | 39,266.76 | .00 |
| 020 POSTAGE | 5,000.00 | .00 |
| 021 UTILITIES TELEPHONE AND TELEGRAPH | 16,437.22 | .00 |
| 022 TRANSPORTATION OF THINGS | 4.20 | .00 |
| 023 REPAIRS TO BUILDINGS CONTRACT | 253.64 | .00 |
| 024 REPAIRS OTHER CONTRACT | 423.12 | .00 |
| 025 TRAVEL EXPENSE | 3,314.56 | .00 |
| 026 RENTS | 2,091.60 | .00 |
| 028 OTHER OPERATING EXPENSES | 16,015.19 | .00 |
| 060 EQUIPMENT AND FURNITURE INVENTORY | 59,750.09 | .00 |
| 062 LIBRARY BOOKS | 175.31 | .00 |
| 067 LAND IMPROVEMENTS | 728.75 | .00 |
| 068 BLDG PURCHASED CONST & REMODELED | 2,387.10 | .00 |
| FUND TOTAL | 320,231.51 | .00 |
| 576 FOREST SERVICE | | |
| 001 GENERAL REVENUE FUND | | |
| 001 SALARIES AND WAGES | 1,654,828.70 | 566.68 |
| 008 WORKMENS COMPENSATION TRANSFER | 6,018.06 | .00 |

| | GROSS DISBURSEMENTS YEAR TO DATE | REFUND DISBURSEMENTS YEAR TO DATE |
|---|--|---|
| 507 DEVELOPMENT & CONSERVATION OF NATURAL RESOURCES | | |
| 010 PRINTING AND OFFICE SUPPLIES | 404.70 | .00 |
| 011 GASOLINE OIL LUB WASH AND GREASE | 44,835.13 | .00 |
| 016 OTHER SUPPLIES AND MATERIALS | 24,839.70 | .00 |
| 024 REPAIRS OTHER CONTRACT | 243.66 | .00 |
| 026 RENTS | 3,795.41 | .00 |
| 028 OTHER OPERATING EXPENSES | 65,457.31 | .00 |
| 060 EQUIPMENT AND FURNITURE INVENTORY | 131,187.16 | .00 |
| 062 LIBRARY BOOKS | 322.76 | .00 |
| FUND TOTAL | 1,931,932.59 | 566.68 |
| 577 RODENT & PREDATORY ANIMAL CONTROL | | |
| 001 GENERAL REVENUE FUND | | |
| 001 SALARIES AND WAGES | 363,976.58 | .00 |
| 008 WORKMENS COMPENSATION TRANSFER | 1,445.94 | .00 |
| 011 GASOLINE OIL LUB WASH AND GREASE | 3,343.37 | .00 |
| 016 OTHER SUPPLIES AND MATERIALS | 959.74 | .00 |
| 021 UTILITIES TELEPHONE AND TELEGRAPH | 652.00 | .00 |
| 024 REPAIRS OTHER CONTRACT | 2,108.98 | .00 |
| 025 TRAVEL EXPENSE | 138,134.60 | .00 |
| 027 SURETY BOND PREMIUMS | 1.23 | .00 |
| 028 OTHER OPERATING EXPENSES | 93.70 | .00 |
| 060 EQUIPMENT AND FURNITURE INVENTORY | 388.90 | .00 |
| FUND TOTAL | 511,105.04 | .00 |
| 578 BOARD OF VETERINARY EXAMINERS | | |
| 035 VETERINARY FUND | | |
| 001 SALARIES AND WAGES | 26,845.11 | .00 |
| 010 PRINTING AND OFFICE SUPPLIES | 471.12 | .00 |
| 016 OTHER SUPPLIES AND MATERIALS | 238.10 | .00 |
| 020 POSTAGE | 800.00 | .00 |
| 021 UTILITIES TELEPHONE AND TELEGRAPH | 851.44 | .00 |
| 024 REPAIRS OTHER CONTRACT | 57.95 | .00 |
| 025 TRAVEL EXPENSE | 10,338.59 | .00 |
| 026 RENTS | 1,692.00 | .00 |
| 027 SURETY BOND PREMIUMS | 12.50 | .00 |
| 028 OTHER OPERATING EXPENSES | 416.50 | .00 |
| FUND TOTAL | 41,723.31 | .00 |
| 579 RIO GRANDE COMPACT COMMISSION | | |
| 001 GENERAL REVENUE FUND | | |
| 001 SALARIES AND WAGES | 9,440.00 | .00 |
| 002 PROFESSIONAL SERVICES AND FEES | 2,175.00 | .00 |
| 010 PRINTING AND OFFICE SUPPLIES | 269.62 | .00 |
| 016 OTHER SUPPLIES AND MATERIALS | 177.24 | .00 |
| 020 POSTAGE | 274.60 | .00 |
| 021 UTILITIES TELEPHONE AND TELEGRAPH | 1,218.00 | .00 |
| 022 TRANSPORTATION OF THINGS | 6.00 | .00 |
| 025 TRAVEL EXPENSE | 4,059.16 | .00 |
| 027 SURETY BOND PREMIUMS | 70.00 | .00 |
| 028 OTHER OPERATING EXPENSES | 1,395.74 | .00 |

| | GROSS DISBURSEMENTS YEAR TO DATE | REFUND DISBURSEMENTS YEAR TO DATE |
|--|--|---|
| 07 DEVELOPMENT & CONSERVATION OF NATURAL RESOURCES | | |
| 060 EQUIPMENT AND FURNITURE INVENTORY | 865.87 | .00 |
| FUND TOTAL | 19,951.23 | .00 |
| 580 WATER DEVELOPMENT BOARD | | |
| 001 GENERAL REVENUE FUND | | |
| 001 SALARIES AND WAGES | 2,781,844.54 | .00 |
| 002 PROFESSIONAL SERVICES AND FEES | 1,240,101.74 | .00 |
| 010 PRINTING AND OFFICE SUPPLIES | 11,526.06 | .00 |
| 011 GASOLINE OIL LUB WASH AND GREASE | 15,374.19 | .00 |
| 015 DRUGS AND CHEMICALS FOR MEDICAL & LAB | 18.00 | .00 |
| 016 OTHER SUPPLIES AND MATERIALS | 110,403.85 | 100.00 |
| 020 POSTAGE | 6,488.75 | .00 |
| 021 UTILITIES TELEPHONE AND TELEGRAPH | 3,491.28 | .00 |
| 022 TRANSPORTATION OF THINGS | 2,395.95 | .00 |
| 024 REPAIRS OTHER CONTRACT | 28,787.73 | .00 |
| 025 TRAVEL EXPENSE | 113,107.63 | .00 |
| 026 RENTS | 574,116.80 | .00 |
| 028 OTHER OPERATING EXPENSES | 294,749.91 | 112.00 |
| 060 EQUIPMENT AND FURNITURE INVENTORY | 72,653.31 | 14.85 |
| 062 LIBRARY BOOKS | 3,906.17 | .00 |
| 067 LAND IMPROVEMENTS | 172.00 | .00 |
| FUND TOTAL | 5,259,137.91 | 226.85 |
| 041 BOARD OF WATER ENGINEERS FUND | | |
| 002 PROFESSIONAL SERVICES AND FEES | 457,414.82 | .00 |
| 010 PRINTING AND OFFICE SUPPLIES | 337.10 | .00 |
| 011 GASOLINE OIL LUB WASH AND GREASE | 4,516.93 | .00 |
| 016 OTHER SUPPLIES AND MATERIALS | 32,944.62 | .00 |
| 024 REPAIRS OTHER CONTRACT | 863.48 | .00 |
| 028 OTHER OPERATING EXPENSES | 144,361.08 | .00 |
| 060 EQUIPMENT AND FURNITURE INVENTORY | 16,579.69 | .00 |
| 062 LIBRARY BOOKS | 33.46 | .00 |
| FUND TOTAL | 657,051.18 | .00 |
| 123 WATER BOARD PLANNING FUND | | |
| 002 PROFESSIONAL SERVICES AND FEES | 55,458.57 | .00 |
| 026 RENTS | 19,894.02 | .00 |
| 028 OTHER OPERATING EXPENSES | 1,119.74 | .00 |
| FUND TOTAL | 76,472.33 | .00 |
| 352 WATER DEV BD INT & SINKING FUND | | |
| 002 PROFESSIONAL SERVICES AND FEES | 2,455.17 | .00 |
| DEPT TOTAL | 5,995,116.59 | 226.85 |
| 581 WATER WELL DRILLERS BOARD | | |
| 001 GENERAL REVENUE FUND | | |
| 001 SALARIES AND WAGES | 1,850.00 | .00 |
| 025 TRAVEL EXPENSE | 3,755.33 | .00 |
| FUND TOTAL | 5,605.33 | .00 |
| 583 SABINE RIVER COMPACT COMMISSION | | |
| 001 GENERAL REVENUE FUND | | |
| 025 TRAVEL EXPENSE | 616.59 | .00 |

| | GROSS DISBURSEMENTS YEAR TO DATE | REFUND DISBURSEMENTS YEAR TO DATE |
|--|--|---|
| 07 DEVELOPMENT & CONSERVATION OF NATURAL RESOURCES | | |
| 028 OTHER OPERATING EXPENSES | 7,970.00 | .00 |
| FUND TOTAL | 8,586.59 | .00 |
| 592 SOIL CONSERVATION BOARD | | |
| 001 GENERAL REVENUE FUND | | |
| 001 SALARIES AND WAGES | 111,364.00 | .00 |
| 010 PRINTING AND OFFICE SUPPLIES | 1,295.21 | .00 |
| 016 OTHER SUPPLIES AND MATERIALS | 67.75 | .00 |
| 020 POSTAGE | 1,000.00 | .00 |
| 021 UTILITIES TELEPHONE AND TELEGRAPH | 1,227.30 | .00 |
| 025 TRAVEL EXPENSE | 169,916.76 | .00 |
| 026 RENTS | 4,210.98 | .00 |
| 028 OTHER OPERATING EXPENSES | 334,914.79 | .00 |
| 060 EQUIPMENT AND FURNITURE INVENTORY | 1,120.22 | .00 |
| FUND TOTAL | 625,117.01 | .00 |
| 596 CANADIAN RED AND SABINE RIVERS COMPACT COMM | | |
| 001 GENERAL REVENUE FUND | | |
| 001 SALARIES AND WAGES | 3,780.00 | .00 |
| 025 TRAVEL EXPENSE | 397.77 | .00 |
| FUND TOTAL | 4,177.77 | .00 |
| 598 CANADIAN RIVER COMMISSION | | |
| 001 GENERAL REVENUE FUND | | |
| 001 SALARIES AND WAGES | 3,650.00 | .00 |
| 002 PROFESSIONAL SERVICES AND FEES | 1,850.00 | .00 |
| 020 POSTAGE | 91.00 | .00 |
| 025 TRAVEL EXPENSE | 1,041.16 | .00 |
| FUND TOTAL | 6,632.16 | .00 |
| 599 PECOS RIVER COMPACT COMMISSION | | |
| 001 GENERAL REVENUE FUND | | |
| 001 SALARIES AND WAGES | 6,600.00 | .00 |
| 020 POSTAGE | 6.00 | .00 |
| 025 TRAVEL EXPENSE | 896.54 | .00 |
| 028 OTHER OPERATING EXPENSES | 39,100.00 | .00 |
| FUND TOTAL | 46,602.54 | .00 |
| 904 NATURAL FIBERS & FOOD PROTEIN COMMITTEE | | |
| 001 GENERAL REVENUE FUND | | |
| 001 SALARIES AND WAGES | 24,300.00 | .00 |
| 010 PRINTING AND OFFICE SUPPLIES | 5.55 | .00 |
| 016 OTHER SUPPLIES AND MATERIALS | 66.37 | .00 |
| 021 UTILITIES TELEPHONE AND TELEGRAPH | 1,074.96 | .00 |
| 025 TRAVEL EXPENSE | 3,479.38 | .00 |
| 026 RENTS | 1,335.42 | .00 |
| 028 OTHER OPERATING EXPENSES | 313,219.25 | .00 |
| 060 EQUIPMENT AND FURNITURE INVENTORY | 369.30 | .00 |
| FUND TOTAL | 343,850.23 | .00 |
| | FUNCTION TOTAL | 7,916.60 |
| 08 HIGHWAY MAINTENANCE & CONSTRUCTION | | |
| 601 HIGHWAY DEPARTMENT | | |
| 006 STATE HIGHWAY FUND | | |
| 001 SALARIES AND WAGES | 148,438,254.44 | 10,393.87 |

| | GROSS DISBURSEMENTS YEAR TO DATE | REFUND DISBURSEMENTS YEAR TO DATE |
|--|--|---|
| 08 HIGHWAY MAINTENANCE & CONSTRUCTION | | |
| 017 OTHER SUPPLIES MATERIALS & OPER COSTS | 65,153,635.06 | 185,228.47 |
| 065 HWY DEPT CONSTR IMPROVE | 454,076,783.71 | 376,159.42 |
| FUND TOTAL | 667,668,673.21 | 571,781.76 |
| | FUNCTION TOTAL | 571,781.76 |
| 09 PAYMENT OF ROAD DEBT | | |
| 316 BOARD OF COUNTY & DISTRICT ROAD INDEBTEDNESS | | |
| 057 COUNTY & ROAD DISTRICT HIGHWAY FUND | | |
| 051 PRINCIPAL ON OTHER INDEBTEDNESS | 40,554.59 | .00 |
| | FUNCTION TOTAL | .00 |
| 40,554.59 | | |
| 10 ELEMOSYNARY & CORRECTIONAL | | |
| 651 CORSICANA STATE HOME | | |
| 001 GENERAL REVENUE FUND | | |
| 001 SALARIES AND WAGES | 493,395.17 | .00 |
| 002 PROFESSIONAL SERVICES AND FEES | 7,573.26 | .00 |
| 010 PRINTING AND OFFICE SUPPLIES | 3,951.96 | .00 |
| 011 GASOLINE OIL LUB WASH AND GREASE | 3,668.09 | .00 |
| 012 FOOD FOR PERSONS | 74,722.63 | 1,209.50 |
| 013 CLOTHING AND DRYGOODS FOR PERSONS | 33,161.39 | .00 |
| 014 FEED FOR ANIMALS SEED AND SMALL PLANTS | 7,763.31 | .00 |
| 015 DRUGS AND CHEMICALS FOR MEDICAL & LAB | 4,731.74 | .00 |
| 016 OTHER SUPPLIES AND MATERIALS | 32,532.50 | .00 |
| 020 POSTAGE | 1,000.00 | 4.80 |
| 021 UTILITIES TELEPHONE AND TELEGRAPH | 56,512.74 | .00 |
| 022 TRANSPORTATION OF THINGS | 4.10 | .00 |
| 023 REPAIRS TO BUILDINGS CONTRACT | 765.80 | .00 |
| 024 REPAIRS OTHER CONTRACT | 3,688.70 | .00 |
| 025 TRAVEL EXPENSE | 3,774.34 | .00 |
| 026 RENTS | 1,107.15 | .00 |
| 027 SURETY BOND PREMIUMS | 64.00 | 10.60 |
| 028 OTHER OPERATING EXPENSES | 77,389.74 | 7.55 |
| 060 EQUIPMENT AND FURNITURE INVENTORY | 40,967.99 | .00 |
| 068 BLDG PURCHASED CONST & REMODELED | 2,100.00 | .00 |
| FUND TOTAL | 848,874.61 | 1,232.45 |
| 652 WACO STATE HOME | | |
| 001 GENERAL REVENUE FUND | | |
| 001 SALARIES AND WAGES | 470,251.65 | .00 |
| 002 PROFESSIONAL SERVICES AND FEES | 11,467.55 | .00 |
| 010 PRINTING AND OFFICE SUPPLIES | 1,169.25 | .00 |
| 011 GASOLINE OIL LUB WASH AND GREASE | 2,058.86 | .00 |
| 012 FOOD FOR PERSONS | 94,216.29 | .00 |
| 013 CLOTHING AND DRYGOODS FOR PERSONS | 21,348.46 | .00 |
| 014 FEED FOR ANIMALS SEED AND SMALL PLANTS | 59.34 | .00 |
| 015 DRUGS AND CHEMICALS FOR MEDICAL & LAB | 1,451.70 | .00 |
| 016 OTHER SUPPLIES AND MATERIALS | 24,447.48 | .00 |
| 020 POSTAGE | 900.00 | .00 |
| 021 UTILITIES TELEPHONE AND TELEGRAPH | 37,904.59 | .00 |
| 022 TRANSPORTATION OF THINGS | 2.70 | .00 |

| | GROSS DISBURSEMENTS YEAR TO DATE | REFUND DISBURSEMENTS YEAR TO DATE |
|--|--|---|
| 10 ELEMOSYNARY & CORRECTIONAL | | |
| 023 REPAIRS TO BUILDINGS CONTRACT | 1,240.00 | .00 |
| 024 REPAIRS OTHER CONTRACT | 3,683.85 | .00 |
| 025 TRAVEL EXPENSE | 5,371.12 | .00 |
| 026 RENTS | 544.57 | .00 |
| 027 SURETY BOND PREMIUMS | 52.00 | 12.20 |
| 028 OTHER OPERATING EXPENSES | 93,371.54 | 288.79 |
| 060 EQUIPMENT AND FURNITURE INVENTORY | 7,640.37 | .00 |
| 068 BLDG PURCHASED CONST & REMODELED | 20,393.60 | .00 |
| FUND TOTAL | 797,574.92 | 300.99 |
| 654 BROWNWOOD STATE SCHOOL FOR GIRLS | | |
| 001 GENERAL REVENUE FUND | | |
| 001 SALARIES AND WAGES | 599,780.52 | .00 |
| 002 PROFESSIONAL SERVICES AND FEES | 26,624.00 | .00 |
| 003 EMPLOYEES MAINTENANCE | 580.64 | .00 |
| 010 PRINTING AND OFFICE SUPPLIES | 5,413.90 | .00 |
| 011 GASOLINE OIL LUB WASH AND GREASE | 1,732.73 | .00 |
| 012 FOOD FOR PERSONS | 47,194.14 | .00 |
| 013 CLOTHING AND DRYGOODS FOR PERSONS | 6,343.62 | .00 |
| 014 FEED FOR ANIMALS SEED AND SMALL PLANTS | 851.81 | .00 |
| 015 DRUGS AND CHEMICALS FOR MEDICAL & LAB | 4,881.73 | .00 |
| 016 OTHER SUPPLIES AND MATERIALS | 46,775.36 | .00 |
| 020 POSTAGE | 1,665.10 | .00 |
| 021 UTILITIES TELEPHONE AND TELEGRAPH | 40,547.42 | .00 |
| 022 TRANSPORTATION OF THINGS | 4.75 | .00 |
| 024 REPAIRS OTHER CONTRACT | 453.39 | .00 |
| 025 TRAVEL EXPENSE | 4,110.99 | .00 |
| 026 RENTS | 449.27 | .00 |
| 028 OTHER OPERATING EXPENSES | 17,153.14 | .00 |
| 060 EQUIPMENT AND FURNITURE INVENTORY | 20,280.25 | .00 |
| 062 LIBRARY BOOKS | 1,930.68 | .00 |
| FUND TOTAL | 826,773.44 | .00 |
| 655 MENTAL HEALTH & MENTAL RETARDATION | | |
| 001 GENERAL REVENUE FUND | | |
| 001 SALARIES AND WAGES | 3,103,680.48 | 86.35 |
| 002 PROFESSIONAL SERVICES AND FEES | 1,200,408.80 | 11.87 |
| 010 PRINTING AND OFFICE SUPPLIES | 88,502.43 | .00 |
| 011 GASOLINE OIL LUB WASH AND GREASE | 39,559.84 | .00 |
| 012 FOOD FOR PERSONS | 4,213.59 | .00 |
| 014 FEED FOR ANIMALS SEED AND SMALL PLANTS | 92.80 | .00 |
| 015 DRUGS AND CHEMICALS FOR MEDICAL & LAB | 17.50 | .00 |
| 016 OTHER SUPPLIES AND MATERIALS | 231,840.60 | 79.33 |
| 020 POSTAGE | 41,385.04 | .00 |
| 021 UTILITIES TELEPHONE AND TELEGRAPH | 116,968.39 | .00 |
| 022 TRANSPORTATION OF THINGS | 10,595.68 | .00 |
| 023 REPAIRS TO BUILDINGS CONTRACT | 1,033.57 | .00 |
| 024 REPAIRS OTHER CONTRACT | 55,420.65 | 122.55 |
| 025 TRAVEL EXPENSE | 171,101.17 | .00 |

| | GROSS DISBURSEMENTS YEAR TO DATE | REFUND DISBURSEMENTS YEAR TO DATE |
|--|--|---|
| 10 ELEEMOSYNARY & CORRECTIONAL | | |
| 026 RENTS | 526,919.77 | .00 |
| 028 OTHER OPERATING EXPENSES | 237,238.98 | 799.85 |
| 060 EQUIPMENT AND FURNITURE INVENTORY | 1,152,114.73 | 11,987.16 |
| 062 LIBRARY BOOKS | 3,887.42 | .00 |
| 067 LAND IMPROVEMENTS | 888.10 | .00 |
| 068 BLDG PURCHASED CONST & REMODELED | 6,031,943.93 | .00 |
| FUND TOTAL | 13,017,813.47 | 13,087.11 |
| 007 STATE BUILDING FUND | | |
| 002 PROFESSIONAL SERVICES AND FEES | 2,191.10 | .00 |
| 068 BLDG PURCHASED CONST & REMODELED | 1,819.27 | .00 |
| FUND TOTAL | 4,010.37 | .00 |
| DEPT TOTAL | 13,021,823.84 | 13,087.11 |
| 656 VERNON GERIATRIC CENTER | | |
| 001 GENERAL REVENUE FUND | | |
| 001 SALARIES AND WAGES | 1,535,070.09 | 249.35 |
| 002 PROFESSIONAL SERVICES AND FEES | 64,510.47 | .00 |
| 003 EMPLOYEES MAINTENANCE | 6,000.00 | .00 |
| 010 PRINTING AND OFFICE SUPPLIES | 5,103.40 | .00 |
| 011 GASOLINE OIL LUB WASH AND GREASE | 4,319.71 | 23.20 |
| 012 FOOD FOR PERSONS | 137,596.12 | .00 |
| 013 CLOTHING AND DRYGOODS FOR PERSONS | 2,588.69 | .00 |
| 014 FEED FOR ANIMALS SEED AND SMALL PLANTS | 10.00 | .00 |
| 015 DRUGS AND CHEMICALS FOR MEDICAL & LAB | 53,287.20 | .00 |
| 016 OTHER SUPPLIES AND MATERIALS | 53,735.52 | .00 |
| 020 POSTAGE | 3,301.51 | .00 |
| 021 UTILITIES TELEPHONE AND TELEGRAPH | 83,831.40 | .00 |
| 022 TRANSPORTATION OF THINGS | 160.03 | .00 |
| 024 REPAIRS OTHER CONTRACT | 453.22 | .00 |
| 025 TRAVEL EXPENSE | 11,565.44 | .00 |
| 026 RENTS | 1,670.99 | .00 |
| 028 OTHER OPERATING EXPENSES | 56,681.67 | .00 |
| 060 EQUIPMENT AND FURNITURE INVENTORY | 19,823.84 | .00 |
| 062 LIBRARY BOOKS | 552.86 | .00 |
| 067 LAND IMPROVEMENTS | 5,272.23 | .00 |
| FUND TOTAL | 2,045,534.39 | 272.55 |
| 657 AMARILLO CTR FOR HUMAN DEVELOPMENT | | |
| 001 GENERAL REVENUE FUND | | |
| 001 SALARIES AND WAGES | 421,962.92 | .00 |
| 002 PROFESSIONAL SERVICES AND FEES | 6,327.45 | .00 |
| 010 PRINTING AND OFFICE SUPPLIES | 395.05 | .00 |
| 011 GASOLINE OIL LUB WASH AND GREASE | 2,033.46 | .00 |
| 012 FOOD FOR PERSONS | 7,437.82 | 12.05 |
| 015 DRUGS AND CHEMICALS FOR MEDICAL & LAB | 188.10 | .00 |
| 016 OTHER SUPPLIES AND MATERIALS | 10,875.08 | .00 |
| 020 POSTAGE | 1,000.00 | .00 |
| 021 UTILITIES TELEPHONE AND TELEGRAPH | 25,643.80 | .00 |
| 022 TRANSPORTATION OF THINGS | 31.30 | .00 |

| | GROSS DISBURSEMENTS YEAR TO DATE | REFUND DISBURSEMENTS YEAR TO DATE |
|---|--|---|
| 10 ELEMOSYNARY & CORRECTIONAL | | |
| 023 REPAIRS TO BUILDINGS CONTRACT | 735.00 | .00 |
| 024 REPAIRS OTHER CONTRACT | 784.81 | .00 |
| 025 TRAVEL EXPENSE | 11,704.83 | .00 |
| 026 RENTS | 2,588.36 | .00 |
| 028 OTHER OPERATING EXPENSES | 14,924.26 | 17.55 |
| 060 EQUIPMENT AND FURNITURE INVENTORY | 5,290.41 | .00 |
| 062 LIBRARY BOOKS | 10.96 | .00 |
| 067 LAND IMPROVEMENTS | 1,248.45 | .00 |
| 068 BLDG PURCHASED CONST & REMODELED | 30,210.27 | .00 |
| FUND TOTAL | 543,392.33 | 29.60 |
| 658 BEAUMONT CTR FOR HUMAN DEVELOPMENT | | |
| 001 GENERAL REVENUE FUND | | |
| 001 SALARIES AND WAGES | 350,084.56 | .00 |
| 002 PROFESSIONAL SERVICES AND FEES | 4,684.00 | .00 |
| 010 PRINTING AND OFFICE SUPPLIES | 2,152.12 | .00 |
| 011 GASOLINE OIL LUB WASH AND GREASE | 1,908.84 | .00 |
| 012 FOOD FOR PERSONS | 5,233.73 | .00 |
| 015 DRUGS AND CHEMICALS FOR MEDICAL & LAB | 208.11 | .00 |
| 016 OTHER SUPPLIES AND MATERIALS | 11,924.11 | .00 |
| 020 POSTAGE | 828.80 | .00 |
| 021 UTILITIES TELEPHONE AND TELEGRAPH | 18,733.45 | .00 |
| 022 TRANSPORTATION OF THINGS | 71.50 | .00 |
| 023 REPAIRS TO BUILDINGS CONTRACT | 752.19 | .00 |
| 024 REPAIRS OTHER CONTRACT | 1,530.39 | .00 |
| 025 TRAVEL EXPENSE | 9,400.29 | .00 |
| 026 RENTS | 166.83 | .00 |
| 028 OTHER OPERATING EXPENSES | 22,156.40 | 26.40 |
| 060 EQUIPMENT AND FURNITURE INVENTORY | 9,942.31 | .00 |
| 062 LIBRARY BOOKS | 511.80 | .00 |
| 068 BLDG PURCHASED CONST & REMODELED | 439.00 | .00 |
| FUND TOTAL | 440,728.43 | 26.40 |
| 659 RIO GRANDE STATE CENTER MMHR | | |
| 001 GENERAL REVENUE FUND | | |
| 001 SALARIES AND WAGES | 612,198.02 | .00 |
| 002 PROFESSIONAL SERVICES AND FEES | 153,738.22 | .00 |
| 010 PRINTING AND OFFICE SUPPLIES | 3,371.37 | .00 |
| 011 GASOLINE OIL LUB WASH AND GREASE | 576.30 | .00 |
| 012 FOOD FOR PERSONS | 11,675.88 | .00 |
| 015 DRUGS AND CHEMICALS FOR MEDICAL & LAB | 82,631.26 | .00 |
| 016 OTHER SUPPLIES AND MATERIALS | 9,646.06 | .00 |
| 020 POSTAGE | 2,394.00 | .00 |
| 021 UTILITIES TELEPHONE AND TELEGRAPH | 36,488.80 | .00 |
| 022 TRANSPORTATION OF THINGS | 264.11 | .00 |
| 024 REPAIRS OTHER CONTRACT | 1,079.37 | .00 |
| 025 TRAVEL EXPENSE | 35,803.82 | 10.00 |
| 026 RENTS | 717.47 | .00 |
| 028 OTHER OPERATING EXPENSES | 6,537.72 | 16.95 |

| | GROSS DISBURSEMENTS YEAR TO DATE | REFUND DISBURSEMENTS YEAR TO DATE |
|--|--|---|
| 10 ELEMOSYNARY & CORRECTIONAL | | |
| 060 EQUIPMENT AND FURNITURE INVENTORY | 2,156.33 | 293.50 |
| 062 LIBRARY BOOKS | 72.19 | .00 |
| FUND TOTAL | 959,350.92 | 320.45 |
| 660 DENTON STATE SCHOOL | | |
| 001 GENERAL REVENUE FUND | | |
| 001 SALARIES AND WAGES | 4,040,626.53 | .00 |
| 002 PROFESSIONAL SERVICES AND FEES | 56,590.63 | 259.00 |
| 003 EMPLOYEES MAINTENANCE | 4,423.38 | .00 |
| 010 PRINTING AND OFFICE SUPPLIES | 12,058.13 | .00 |
| 011 GASOLINE OIL LUB WASH AND GREASE | 4,559.89 | .00 |
| 012 FOOD FOR PERSONS | 374,540.76 | 51.84 |
| 013 CLOTHING AND DRYGOODS FOR PERSONS | 11,023.61 | .00 |
| 014 FEED FOR ANIMALS SEED AND SMALL PLANTS | 8.70 | .00 |
| 015 DRUGS AND CHEMICALS FOR MEDICAL & LAB | 97,221.46 | .00 |
| 016 OTHER SUPPLIES AND MATERIALS | 137,996.50 | .00 |
| 020 POSTAGE | 10,911.99 | .00 |
| 021 UTILITIES TELEPHONE AND TELEGRAPH | 150,443.53 | .00 |
| 022 TRANSPORTATION OF THINGS | 1,362.31 | .00 |
| 024 REPAIRS OTHER CONTRACT | 11,114.85 | .00 |
| 025 TRAVEL EXPENSE | 8,304.91 | .00 |
| 026 RENTS | 16,860.76 | .00 |
| 028 OTHER OPERATING EXPENSES | 30,222.70 | 625.03 |
| 060 EQUIPMENT AND FURNITURE INVENTORY | 29,114.66 | 500.00 |
| 062 LIBRARY BOOKS | 160.67 | .00 |
| 067 LAND IMPROVEMENTS | 10,797.90 | .00 |
| 068 BLDG PURCHASED CONST & REMODELED | 19,485.82 | .00 |
| FUND TOTAL | 5,027,829.69 | 1,435.87 |
| 662 DALLAS MENTAL HEALTH CLINIC | | |
| 001 GENERAL REVENUE FUND | | |
| 001 SALARIES AND WAGES | 185,575.98 | .00 |
| 002 PROFESSIONAL SERVICES AND FEES | 15,275.00 | .00 |
| 010 PRINTING AND OFFICE SUPPLIES | 790.95 | .00 |
| 015 DRUGS AND CHEMICALS FOR MEDICAL & LAB | 131,153.38 | 30.00 |
| 016 OTHER SUPPLIES AND MATERIALS | 1,170.81 | 29.60 |
| 020 POSTAGE | 560.00 | .00 |
| 021 UTILITIES TELEPHONE AND TELEGRAPH | 6,059.13 | .00 |
| 022 TRANSPORTATION OF THINGS | 10.25 | .00 |
| 024 REPAIRS OTHER CONTRACT | 367.39 | .00 |
| 025 TRAVEL EXPENSE | 1,136.68 | .00 |
| 028 OTHER OPERATING EXPENSES | 4,350.67 | 63.00 |
| 060 EQUIPMENT AND FURNITURE INVENTORY | 209.04 | .00 |
| FUND TOTAL | 346,659.28 | 122.60 |
| 663 COMMISSION FOR INDIAN AFFAIRS | | |
| 001 GENERAL REVENUE FUND | | |
| 001 SALARIES AND WAGES | 152,073.60 | .00 |
| 002 PROFESSIONAL SERVICES AND FEES | 24,270.12 | .00 |
| 010 PRINTING AND OFFICE SUPPLIES | 1,422.35 | .00 |

| | GROSS DISBURSEMENTS YEAR TO DATE | REFUND DISBURSEMENTS YEAR TO DATE |
|--|--|---|
| TO ELEMOSYNARY & CORRECTIONAL | | |
| 011 GASOLINE OIL LUB WASH AND GREASE | 6,685.37 | .00 |
| 012 FOOD FOR PERSONS | 8,058.67 | .00 |
| 013 CLOTHING AND DRYGOODS FOR PERSONS | 435.69 | .00 |
| 015 DRUGS AND CHEMICALS FOR MEDICAL & LAB | 7,497.16 | .00 |
| 016 OTHER SUPPLIES AND MATERIALS | 22,012.39 | .00 |
| 020 POSTAGE | 1,240.70 | .00 |
| 021 UTILITIES TELEPHONE AND TELEGRAPH | 10,675.39 | .00 |
| 022 TRANSPORTATION OF THINGS | 6.00 | .00 |
| 023 REPAIRS TO BUILDINGS CONTRACT | 100.40 | .00 |
| 024 REPAIRS OTHER CONTRACT | 2,762.23 | .00 |
| 025 TRAVEL EXPENSE | 5,576.59 | .00 |
| 026 RENTS | 1,170.73 | .00 |
| 027 SURETY BOND PREMIUMS | 76.00 | .00 |
| 028 OTHER OPERATING EXPENSES | 25,480.87 | .00 |
| 060 EQUIPMENT AND FURNITURE INVENTORY | 75,309.96 | .00 |
| 067 LAND IMPROVEMENTS | 6,001.48 | .00 |
| 068 BLDG PURCHASED CONST & REMODELED | 186,560.64 | .00 |
| FUND TOTAL | 537,416.34 | .00 |
| 664 FORT WORTH MENTAL HEALTH CLINIC | | |
| 001 GENERAL REVENUE FUND | | |
| 001 SALARIES AND WAGES | 141,273.89 | .00 |
| 002 PROFESSIONAL SERVICES AND FEES | 13,050.00 | .00 |
| 010 PRINTING AND OFFICE SUPPLIES | 1,003.76 | .00 |
| 015 DRUGS AND CHEMICALS FOR MEDICAL & LAB | 57,787.18 | .00 |
| 016 OTHER SUPPLIES AND MATERIALS | 932.82 | .00 |
| 020 POSTAGE | 765.02 | .00 |
| 021 UTILITIES TELEPHONE AND TELEGRAPH | 5,690.65 | .00 |
| 022 TRANSPORTATION OF THINGS | 8.15 | .00 |
| 023 REPAIRS TO BUILDINGS CONTRACT | 413.20 | .00 |
| 024 REPAIRS OTHER CONTRACT | 83.87 | .00 |
| 025 TRAVEL EXPENSE | 1,167.13 | .00 |
| 026 RENTS | 40.00 | .00 |
| 028 OTHER OPERATING EXPENSES | 1,111.84 | .00 |
| 060 EQUIPMENT AND FURNITURE INVENTORY | 1,323.24 | .00 |
| 062 LIBRARY BOOKS | 40.40 | .00 |
| FUND TOTAL | 224,691.15 | .00 |
| 666 EAST TEXAS STATE CHEST HOSPITAL | | |
| 001 GENERAL REVENUE FUND | | |
| 001 SALARIES AND WAGES | 1,776,245.56 | .00 |
| 002 PROFESSIONAL SERVICES AND FEES | 40,183.13 | 15.00 |
| 003 EMPLOYEES MAINTENANCE | 64.52 | .00 |
| 010 PRINTING AND OFFICE SUPPLIES | 6,818.32 | .00 |
| 011 GASOLINE OIL LUB WASH AND GREASE | 1,045.27 | .00 |
| 012 FOOD FOR PERSONS | 74,099.95 | .00 |
| 013 CLOTHING AND DRYGOODS FOR PERSONS | 84.52 | .00 |
| 015 DRUGS AND CHEMICALS FOR MEDICAL & LAB | 112,067.36 | .00 |
| 016 OTHER SUPPLIES AND MATERIALS | 77,363.60 | 221.50 |

| | GROSS DISBURSEMENTS YEAR TO DATE | REFUND DISBURSEMENTS YEAR TO DATE |
|--|--|---|
| 10 ELEMOSYNARY & CORRECTIONAL | | |
| 020 POSTAGE | 2,850.00 | .00 |
| 021 UTILITIES TELEPHONE AND TELEGRAPH | 71,085.99 | .00 |
| 022 TRANSPORTATION OF THINGS | 262.65 | .00 |
| 023 REPAIRS TO BUILDINGS CONTRACT | 886.60 | .00 |
| 024 REPAIRS OTHER CONTRACT | 5,934.02 | .00 |
| 025 TRAVEL EXPENSE | 5,757.00 | .00 |
| 026 RENTS | 3,338.56 | .00 |
| 028 OTHER OPERATING EXPENSES | 9,983.93 | 42.26 |
| 060 EQUIPMENT AND FURNITURE INVENTORY | 9,010.65 | .00 |
| 062 LIBRARY BOOKS | 401.43 | .00 |
| 068 BLDG PURCHASED CONST & REMODELED | 8,286.10 | .00 |
| FUND TOTAL | 2,205,769.16 | 278.76 |
| 668 RICHMOND STATE SCHOOL | | |
| 001 GENERAL REVENUE FUND | | |
| 001 SALARIES AND WAGES | 1,921,092.66 | .00 |
| 002 PROFESSIONAL SERVICES AND FEES | 10,272.40 | .00 |
| 003 EMPLOYEES MAINTENANCE | 4,250.00 | .00 |
| 010 PRINTING AND OFFICE SUPPLIES | 8,719.94 | .00 |
| 011 GASOLINE OIL LUB WASH AND GREASE | 1,588.62 | .00 |
| 012 FOOD FOR PERSONS | 104,216.32 | .00 |
| 013 CLOTHING AND DRYGOODS FOR PERSONS | 4,959.39 | .00 |
| 014 FEED FOR ANIMALS SEED AND SMALL PLANTS | 113.00 | .00 |
| 015 DRUGS AND CHEMICALS FOR MEDICAL & LAB | 45,858.17 | 1,064.03 |
| 016 OTHER SUPPLIES AND MATERIALS | 91,711.43 | 1.60 |
| 020 POSTAGE | 4,000.00 | 5.13 |
| 021 UTILITIES TELEPHONE AND TELEGRAPH | 122,697.90 | 200.17 |
| 022 TRANSPORTATION OF THINGS | 181.56 | .00 |
| 024 REPAIRS OTHER CONTRACT | 137.00 | .00 |
| 025 TRAVEL EXPENSE | 7,187.03 | .00 |
| 026 RENTS | 4,522.66 | .00 |
| 028 OTHER OPERATING EXPENSES | 21,305.93 | 498.12 |
| 060 EQUIPMENT AND FURNITURE INVENTORY | 40,521.68 | 156.34 |
| 062 LIBRARY BOOKS | 236.53 | .00 |
| 068 BLDG PURCHASED CONST & REMODELED | 1,906.70 | .00 |
| FUND TOTAL | 2,395,478.92 | 1,925.39 |
| 669 LUFKIN STATE SCHOOL | | |
| 001 GENERAL REVENUE FUND | | |
| 001 SALARIES AND WAGES | 2,038,661.77 | 42.07 |
| 002 PROFESSIONAL SERVICES AND FEES | 5,047.58 | 162.00 |
| 010 PRINTING AND OFFICE SUPPLIES | 5,822.22 | 299.33 |
| 011 GASOLINE OIL LUB WASH AND GREASE | 3,444.36 | .00 |
| 012 FOOD FOR PERSONS | 219,664.83 | 11.82 |
| 013 CLOTHING AND DRYGOODS FOR PERSONS | 5,532.91 | .00 |
| 014 FEED FOR ANIMALS SEED AND SMALL PLANTS | 24.35 | .00 |
| 015 DRUGS AND CHEMICALS FOR MEDICAL & LAB | 50,861.28 | 21.24 |
| 016 OTHER SUPPLIES AND MATERIALS | 81,902.11 | 403.16 |
| 020 POSTAGE | 3,334.68 | .00 |

| | GROSS DISBURSEMENTS YEAR TO DATE | REFUND DISBURSEMENTS YEAR TO DATE |
|--|--|---|
| 10' ELEEMOSYNARY & CORRECTIONAL | | |
| 021 UTILITIES TELEPHONE AND TELEGRAPH | 86,069.81 | .00 |
| 022 TRANSPORTATION OF THINGS | 778.87 | 108.40 |
| 024 REPAIRS OTHER CONTRACT | 2,334.71 | .00 |
| 025 TRAVEL EXPENSE | 4,835.04 | .00 |
| 026 RENTS | 3,992.51 | .00 |
| 028 OTHER OPERATING EXPENSES | 22,084.98 | 202.50 |
| 060 EQUIPMENT AND FURNITURE INVENTORY | 21,105.56 | 1,028.72 |
| 062 LIBRARY BOOKS | 54.90 | .00 |
| 068 BLDG PURCHASED CONST & REMODELED | 14,543.44 | .00 |
| FUND TOTAL | 2,570,095.91 | 2,279.24 |
| 670 CORPUS CHRISTI STATE SCHOOL | | |
| 001 GENERAL REVENUE FUND | | |
| 001 SALARIES AND WAGES | 1,059,772.99 | .00 |
| 002 PROFESSIONAL SERVICES AND FEES | 2,589.05 | .00 |
| 003 EMPLOYEES MAINTENANCE | 3,000.00 | .00 |
| 010 PRINTING AND OFFICE SUPPLIES | 10,236.27 | .00 |
| 011 GASOLINE OIL LUB WASH AND GREASE | 2,499.81 | .00 |
| 012 FOOD FOR PERSONS | 44,628.02 | .00 |
| 013 CLOTHING AND DRYGOODS FOR PERSONS | 4,783.86 | .00 |
| 014 FEED FOR ANIMALS SEED AND SMALL PLANTS | 110.00 | .00 |
| 015 DRUGS AND CHEMICALS FOR MEDICAL & LAB | 14,471.18 | .00 |
| 016 OTHER SUPPLIES AND MATERIALS | 50,180.53 | .00 |
| 020 POSTAGE | 2,503.50 | .00 |
| 021 UTILITIES TELEPHONE AND TELEGRAPH | 69,369.13 | .00 |
| 022 TRANSPORTATION OF THINGS | 2,797.06 | .00 |
| 023 REPAIRS TO BUILDINGS CONTRACT | 17.30 | .00 |
| 024 REPAIRS OTHER CONTRACT | 1,214.89 | .00 |
| 025 TRAVEL EXPENSE | 12,597.24 | .00 |
| 026 RENTS | 1,195.05 | .00 |
| 028 OTHER OPERATING EXPENSES | 36,579.56 | 19.35 |
| 060 EQUIPMENT AND FURNITURE INVENTORY | 20,791.23 | .00 |
| 062 LIBRARY BOOKS | 2,255.59 | .00 |
| FUND TOTAL | 1,341,592.26 | 19.35 |
| 671 SAN ANGELO CENTER MHR | | |
| 001 GENERAL REVENUE FUND | | |
| 001 SALARIES AND WAGES | 1,272,446.92 | .00 |
| 002 PROFESSIONAL SERVICES AND FEES | 12,985.50 | .00 |
| 010 PRINTING AND OFFICE SUPPLIES | 3,940.10 | .00 |
| 011 GASOLINE OIL LUB WASH AND GREASE | 2,875.05 | .00 |
| 012 FOOD FOR PERSONS | 91,047.59 | .00 |
| 013 CLOTHING AND DRYGOODS FOR PERSONS | 3,819.88 | .00 |
| 014 FEED FOR ANIMALS SEED AND SMALL PLANTS | 216.01 | .00 |
| 015 DRUGS AND CHEMICALS FOR MEDICAL & LAB | 28,887.80 | .00 |
| 016 OTHER SUPPLIES AND MATERIALS | 75,893.12 | 12.84 |
| 020 POSTAGE | 610.00 | .00 |
| 021 UTILITIES TELEPHONE AND TELEGRAPH | 69,185.73 | .00 |
| 022 TRANSPORTATION OF THINGS | 153.52 | .00 |

| | GROSS DISBURSEMENTS YEAR TO DATE | REFUND DISBURSEMENTS YEAR TO DATE |
|--|--|---|
| 10 ELEMOSYNARY & CORRECTIONAL | | |
| 023 REPAIRS TO BUILDINGS CONTRACT | 20,476.03 | .00 |
| 024 REPAIRS OTHER CONTRACT | 865.58 | .00 |
| 025 TRAVEL EXPENSE | 7,415.40 | .00 |
| 026 RENTS | 3,846.23 | .00 |
| 028 OTHER OPERATING EXPENSES | 20,443.54 | 119.35 |
| 060 EQUIPMENT AND FURNITURE INVENTORY | 43,800.86 | .00 |
| 062 LIBRARY BOOKS | 57.20 | .00 |
| 067 LAND IMPROVEMENTS | 223.44 | .00 |
| 068 BLDG PURCHASED CONST & REMODELED | 3,725.11 | .00 |
| FUND TOTAL | 1,662,914.61 | 132.19 |
| 672 MEXIA STATE SCHOOL | | |
| 001 GENERAL REVENUE FUND | | |
| 001 SALARIES AND WAGES | 4,189,367.02 | .00 |
| 002 PROFESSIONAL SERVICES AND FEES | 6,460.64 | .00 |
| 010 PRINTING AND OFFICE SUPPLIES | 9,193.13 | .00 |
| 011 GASOLINE OIL LUB WASH AND GREASE | 8,320.75 | .00 |
| 012 FOOD FOR PERSONS | 561,565.16 | 345.36 |
| 013 CLOTHING AND DRYGOODS FOR PERSONS | 14,962.54 | .00 |
| 014 FEED FOR ANIMALS SEED AND SMALL PLANTS | 79.50 | .00 |
| 015 DRUGS AND CHEMICALS FOR MEDICAL & LAB | 82,893.85 | 5.12 |
| 016 OTHER SUPPLIES AND MATERIALS | 176,139.69 | 100.00 |
| 020 POSTAGE | 5,000.00 | .00 |
| 021 UTILITIES TELEPHONE AND TELEGRAPH | 164,542.79 | .00 |
| 022 TRANSPORTATION OF THINGS | 118.04 | .00 |
| 024 REPAIRS OTHER CONTRACT | 145.05 | .00 |
| 025 TRAVEL EXPENSE | 7,500.00 | .00 |
| 026 RENTS | 9,768.80 | .00 |
| 028 OTHER OPERATING EXPENSES | 23,750.49 | 398.75 |
| 060 EQUIPMENT AND FURNITURE INVENTORY | 98,854.75 | .00 |
| 062 LIBRARY BOOKS | 266.09 | .00 |
| 067 LAND IMPROVEMENTS | 594.00 | .00 |
| 068 BLDG PURCHASED CONST & REMODELED | 28,413.94 | .00 |
| FUND TOTAL | 5,387,936.23 | 849.23 |
| 673 SAN ANTONIO STATE CHEST HOSPITAL | | |
| 001 GENERAL REVENUE FUND | | |
| 001 SALARIES AND WAGES | 3,012,365.76 | .00 |
| 002 PROFESSIONAL SERVICES AND FEES | 31,005.00 | .00 |
| 010 PRINTING AND OFFICE SUPPLIES | 16,278.62 | .00 |
| 011 GASOLINE OIL LUB WASH AND GREASE | 1,253.99 | .00 |
| 012 FOOD FOR PERSONS | 117,323.78 | .00 |
| 013 CLOTHING AND DRYGOODS FOR PERSONS | 468.81 | .00 |
| 014 FEED FOR ANIMALS SEED AND SMALL PLANTS | 109.99 | .00 |
| 015 DRUGS AND CHEMICALS FOR MEDICAL & LAB | 160,783.58 | 665.98 |
| 016 OTHER SUPPLIES AND MATERIALS | 226,642.13 | 201.00 |
| 020 POSTAGE | 3,400.00 | .00 |
| 021 UTILITIES TELEPHONE AND TELEGRAPH | 95,793.16 | 10.50 |
| 022 TRANSPORTATION OF THINGS | 21.00 | .00 |

| | GROSS DISBURSEMENTS YEAR TO DATE | REFUND DISBURSEMENTS YEAR TO DATE |
|--|--|---|
| 10 ELEMOSYNARY & CORRECTIONAL | | |
| 023 REPAIRS TO BUILDINGS CONTRACT | 5,372.00 | .00 |
| 024 REPAIRS OTHER CONTRACT | 8,880.13 | .00 |
| 025 TRAVEL EXPENSE | 8,636.78 | .00 |
| 026 RENTS | 16,010.54 | .00 |
| 028 OTHER OPERATING EXPENSES | 45,493.01 | 345.82 |
| 060 EQUIPMENT AND FURNITURE INVENTORY | 60,542.20 | .00 |
| 062 LIBRARY BOOKS | 1,238.60 | .00 |
| 068 BLDG PURCHASED CONST & REMODELED | 6,115.52 | .00 |
| FUND TOTAL | 3,817,734.60 | 1,223.30 |
| 674 KERRVILLE STATE HOSPITAL | | |
| 001 GENERAL REVENUE FUND | | |
| 001 SALARIES AND WAGES | 2,764,745.24 | .00 |
| 002 PROFESSIONAL SERVICES AND FEES | 22,544.11 | 416.00 |
| 003 EMPLOYEES MAINTENANCE | 1,500.00 | .00 |
| 010 PRINTING AND OFFICE SUPPLIES | 7,261.61 | .00 |
| 011 GASOLINE OIL LUB WASH AND GREASE | 2,333.83 | .00 |
| 012 FOOD FOR PERSONS | 315,187.34 | .00 |
| 013 CLOTHING AND DRYGOODS FOR PERSONS | 2,474.26 | .00 |
| 015 DRUGS AND CHEMICALS FOR MEDICAL & LAB | 74,255.82 | .00 |
| 016 OTHER SUPPLIES AND MATERIALS | 123,679.41 | 42.95 |
| 020 POSTAGE | 5,005.47 | 1.05 |
| 021 UTILITIES TELEPHONE AND TELEGRAPH | 117,995.17 | 54.12 |
| 022 TRANSPORTATION OF THINGS | 51.75 | .00 |
| 024 REPAIRS OTHER CONTRACT | 6,270.59 | .00 |
| 025 TRAVEL EXPENSE | 8,700.36 | .00 |
| 026 RENTS | 12,759.79 | .00 |
| 028 OTHER OPERATING EXPENSES | 27,819.19 | 226.25 |
| 060 EQUIPMENT AND FURNITURE INVENTORY | 50,928.66 | .00 |
| 062 LIBRARY BOOKS | 117.88 | 5.85 |
| FUND TOTAL | 3,543,630.48 | 746.22 |
| 675 TRAVIS STATE SCHOOL | | |
| 001 GENERAL REVENUE FUND | | |
| 001 SALARIES AND WAGES | 3,267,162.62 | 40.75 |
| 002 PROFESSIONAL SERVICES AND FEES | 3,297.84 | .00 |
| 003 EMPLOYEES MAINTENANCE | 3,000.00 | .00 |
| 010 PRINTING AND OFFICE SUPPLIES | 5,803.70 | .00 |
| 011 GASOLINE OIL LUB WASH AND GREASE | 2,719.00 | .00 |
| 012 FOOD FOR PERSONS | 428,916.81 | .00 |
| 013 CLOTHING AND DRYGOODS FOR PERSONS | 15,363.69 | .00 |
| 014 FEED FOR ANIMALS SEED AND SMALL PLANTS | 1,013.65 | .00 |
| 015 DRUGS AND CHEMICALS FOR MEDICAL & LAB | 87,302.70 | 312.25 |
| 016 OTHER SUPPLIES AND MATERIALS | 144,466.35 | 558.87 |
| 020 POSTAGE | 3,027.00 | .00 |
| 021 UTILITIES TELEPHONE AND TELEGRAPH | 123,051.29 | 7.49 |
| 022 TRANSPORTATION OF THINGS | 89.46 | .00 |
| 024 REPAIRS OTHER CONTRACT | 4,314.01 | .00 |
| 025 TRAVEL EXPENSE | 5,168.32 | .00 |

| | GROSS DISBURSEMENTS YEAR TO DATE | REFUND DISBURSEMENTS YEAR TO DATE |
|--|--|---|
| 10 ELEMOSYNARY & CORRECTIONAL | | |
| 026 RENTS | 4,638.08 | .00 |
| 028 OTHER OPERATING EXPENSES | 22,411.04 | 223.50 |
| 060 EQUIPMENT AND FURNITURE INVENTORY | 33,309.71 | .00 |
| 062 LIBRARY BOOKS | 14.40 | .00 |
| 067 LAND IMPROVEMENTS | 89.85 | .00 |
| FUND TOTAL | 4,155,159.52 | 1,142.86 |
| 676 ABILENE STATE SCHOOL | | |
| 001 GENERAL REVENUE FUND | | |
| 001 SALARIES AND WAGES | 3,991,857.30 | .00 |
| 002 PROFESSIONAL SERVICES AND FEES | 43,223.30 | .00 |
| 003 EMPLOYEES MAINTENANCE | 1,500.00 | .00 |
| 010 PRINTING AND OFFICE SUPPLIES | 6,521.16 | .00 |
| 011 GASOLINE OIL LUB WASH AND GREASE | 6,165.07 | .00 |
| 012 FOOD FOR PERSONS | 442,822.55 | 79.73 |
| 013 CLOTHING AND DRYGOODS FOR PERSONS | 7,765.15 | .00 |
| 015 DRUGS AND CHEMICALS FOR MEDICAL & LAB | 91,652.12 | 57.45 |
| 016 OTHER SUPPLIES AND MATERIALS | 151,176.43 | 21.70 |
| 020 POSTAGE | 5,205.32 | .00 |
| 021 UTILITIES TELEPHONE AND TELEGRAPH | 179,436.01 | .00 |
| 022 TRANSPORTATION OF THINGS | 314.69 | .00 |
| 024 REPAIRS OTHER CONTRACT | 998.94 | .00 |
| 025 TRAVEL EXPENSE | 9,850.40 | 86.80 |
| 026 RENTS | 6,914.79 | .00 |
| 028 OTHER OPERATING EXPENSES | 28,393.62 | 408.80 |
| 060 EQUIPMENT AND FURNITURE INVENTORY | 21,626.58 | .00 |
| 062 LIBRARY BOOKS | 198.22 | .00 |
| FUND TOTAL | 4,995,621.65 | 654.48 |
| 677 AUSTIN STATE HOSPITAL | | |
| 001 GENERAL REVENUE FUND | | |
| 001 SALARIES AND WAGES | 6,506,061.66 | 2,846.59 |
| 002 PROFESSIONAL SERVICES AND FEES | 113,248.30 | .00 |
| 003 EMPLOYEES MAINTENANCE | 7,125.00 | .00 |
| 010 PRINTING AND OFFICE SUPPLIES | 16,362.19 | .00 |
| 011 GASOLINE OIL LUB WASH AND GREASE | 911.13 | .00 |
| 012 FOOD FOR PERSONS | 477,090.67 | 36.30 |
| 013 CLOTHING AND DRYGOODS FOR PERSONS | 3,827.52 | .00 |
| 014 FEED FOR ANIMALS SEED AND SMALL PLANTS | 658.85 | .00 |
| 015 DRUGS AND CHEMICALS FOR MEDICAL & LAB | 232,990.39 | 810.90 |
| 016 OTHER SUPPLIES AND MATERIALS | 227,381.38 | .00 |
| 020 POSTAGE | 18,642.65 | .00 |
| 021 UTILITIES TELEPHONE AND TELEGRAPH | 262,948.68 | .00 |
| 022 TRANSPORTATION OF THINGS | 2,037.28 | .00 |
| 023 REPAIRS TO BUILDINGS CONTRACT | 72.85 | .00 |
| 024 REPAIRS OTHER CONTRACT | 2,729.74 | .00 |
| 025 TRAVEL EXPENSE | 8,904.64 | .00 |
| 026 RENTS | 17,247.73 | .00 |
| 028 OTHER OPERATING EXPENSES | 89,627.97 | 487.20 |

| | GROSS DISBURSEMENTS YEAR TO DATE | REFUND DISBURSEMENTS YEAR TO DATE |
|--|--|---|
| 10 ELEEMOSYNARY & CORRECTIONAL | | |
| 060 EQUIPMENT AND FURNITURE INVENTORY | 119,079.18 | .00 |
| 062 LIBRARY BOOKS | 2,586.11 | .00 |
| 067 LAND IMPROVEMENTS | 87.80 | .00 |
| 068 BLDG PURCHASED CONST & REMODELED | 5,928.77 | .00 |
| FUND TOTAL | 8,115,550.49 | 4,180.99 |
| 678 AUSTIN STATE SCHOOL | | |
| 001 GENERAL REVENUE FUND | | |
| 001 SALARIES AND WAGES | 4,468,212.01 | 3,725.82 |
| 002 PROFESSIONAL SERVICES AND FEES | 17,282.87 | .00 |
| 003 EMPLOYEES MAINTENANCE | 500.00 | .00 |
| 010 PRINTING AND OFFICE SUPPLIES | 18,154.74 | 1.00 |
| 011 GASOLINE OIL LUB WASH AND GREASE | 510.33 | .00 |
| 012 FOOD FOR PERSONS | 414,459.70 | 187.07 |
| 013 CLOTHING AND DRYGOODS FOR PERSONS | 20,159.11 | .00 |
| 014 FEED FOR ANIMALS SEED AND SMALL PLANTS | 685.50 | .00 |
| 015 DRUGS AND CHEMICALS FOR MEDICAL & LAB | 69,604.66 | 103.00 |
| 016 OTHER SUPPLIES AND MATERIALS | 183,814.29 | .00 |
| 020 POSTAGE | 4,063.80 | .25 |
| 021 UTILITIES TELEPHONE AND TELEGRAPH | 173,137.80 | 258.27 |
| 022 TRANSPORTATION OF THINGS | 779.16 | .00 |
| 023 REPAIRS TO BUILDINGS CONTRACT | 163.00 | .00 |
| 024 REPAIRS OTHER CONTRACT | 1,074.31 | .00 |
| 025 TRAVEL EXPENSE | 7,510.83 | .00 |
| 026 RENTS | 3,179.48 | .00 |
| 028 OTHER OPERATING EXPENSES | 51,067.84 | 268.60 |
| 060 EQUIPMENT AND FURNITURE INVENTORY | 100,602.30 | .00 |
| 062 LIBRARY BOOKS | 54.38 | .00 |
| 067 LAND IMPROVEMENTS | 1,156.00 | .00 |
| 068 BLDG PURCHASED CONST & REMODELED | 18,738.61 | .00 |
| FUND TOTAL | 5,554,910.72 | 4,544.01 |
| 679 RUSK STATE HOSPITAL | | |
| 001 GENERAL REVENUE FUND | | |
| 001 SALARIES AND WAGES | 3,872,668.47 | .00 |
| 002 PROFESSIONAL SERVICES AND FEES | 72,550.20 | .00 |
| 010 PRINTING AND OFFICE SUPPLIES | 11,047.03 | .00 |
| 011 GASOLINE OIL LUB WASH AND GREASE | 2,954.09 | .00 |
| 012 FOOD FOR PERSONS | 435,695.43 | 249.00 |
| 013 CLOTHING AND DRYGOODS FOR PERSONS | 10,946.77 | .00 |
| 014 FEED FOR ANIMALS SEED AND SMALL PLANTS | 601.45 | .00 |
| 015 DRUGS AND CHEMICALS FOR MEDICAL & LAB | 166,225.55 | 15.20 |
| 016 OTHER SUPPLIES AND MATERIALS | 143,808.60 | 97.29 |
| 020 POSTAGE | 6,300.00 | .00 |
| 021 UTILITIES TELEPHONE AND TELEGRAPH | 133,169.49 | .00 |
| 022 TRANSPORTATION OF THINGS | 175.43 | .00 |
| 023 REPAIRS TO BUILDINGS CONTRACT | 100.00 | .00 |
| 024 REPAIRS OTHER CONTRACT | 13,837.10 | .00 |
| 025 TRAVEL EXPENSE | 9,145.94 | 65.00 |

| | GROSS DISBURSEMENTS YEAR TO DATE | REFUND DISBURSEMENTS YEAR TO DATE |
|--|--|---|
| 10 ELEEMOSYNARY & CORRECTIONAL | | |
| 026 RENTS | 4,415.68 | .00 |
| 028 OTHER OPERATING EXPENSES | 51,757.81 | 809.88 |
| 060 EQUIPMENT AND FURNITURE INVENTORY | 29,420.14 | .00 |
| 062 LIBRARY BOOKS | 129.41 | .00 |
| 068 BLDG PURCHASED CONST & REMODELED | 1,863.54 | .00 |
| FUND TOTAL | 4,966,812.13 | 1,236.37 |
| 681 SAN ANTONIO STATE HOSPITAL | | |
| 001 GENERAL REVENUE FUND | | |
| 001 SALARIES AND WAGES | 5,149,149.09 | 143,640.89 |
| 002 PROFESSIONAL SERVICES AND FEES | 55,103.47 | .00 |
| 003 EMPLOYEES MAINTENANCE | 4,500.00 | .00 |
| 010 PRINTING AND OFFICE SUPPLIES | 13,895.08 | .00 |
| 011 GASOLINE OIL LUB WASH AND GREASE | 3,232.18 | .00 |
| 012 FOOD FOR PERSONS | 455,129.78 | .00 |
| 013 CLOTHING AND DRYGOODS FOR PERSONS | 6,703.61 | .00 |
| 015 DRUGS AND CHEMICALS FOR MEDICAL & LAB | 310,771.65 | 38.22 |
| 016 OTHER SUPPLIES AND MATERIALS | 177,191.39 | 250.23 |
| 020 POSTAGE | 6,788.70 | .00 |
| 021 UTILITIES TELEPHONE AND TELEGRAPH | 166,636.24 | 27.32 |
| 022 TRANSPORTATION OF THINGS | 294.65 | .00 |
| 023 REPAIRS TO BUILDINGS CONTRACT | 51.60 | .00 |
| 024 REPAIRS OTHER CONTRACT | 7,982.13 | .00 |
| 025 TRAVEL EXPENSE | 12,288.66 | 37.00 |
| 026 RENTS | 9,577.78 | .00 |
| 028 OTHER OPERATING EXPENSES | 59,659.02 | 320.40 |
| 060 EQUIPMENT AND FURNITURE INVENTORY | 104,001.01 | .00 |
| 062 LIBRARY BOOKS | 656.38 | .00 |
| 068 BLDG PURCHASED CONST & REMODELED | 7,828.10 | .00 |
| FUND TOTAL | 6,551,440.52 | 144,314.06 |
| 682 TERRELL STATE HOSPITAL | | |
| 001 GENERAL REVENUE FUND | | |
| 001 SALARIES AND WAGES | 4,762,676.39 | 566.65 |
| 002 PROFESSIONAL SERVICES AND FEES | 192,889.64 | .00 |
| 003 EMPLOYEES MAINTENANCE | 346.77 | .00 |
| 010 PRINTING AND OFFICE SUPPLIES | 16,455.82 | .00 |
| 011 GASOLINE OIL LUB WASH AND GREASE | 5,440.93 | 158.70 |
| 012 FOOD FOR PERSONS | 630,304.54 | .00 |
| 013 CLOTHING AND DRYGOODS FOR PERSONS | 4,276.17 | .00 |
| 014 FEED FOR ANIMALS SEED AND SMALL PLANTS | 19.88 | .00 |
| 015 DRUGS AND CHEMICALS FOR MEDICAL & LAB | 377,951.13 | .00 |
| 016 OTHER SUPPLIES AND MATERIALS | 172,874.59 | .00 |
| 020 POSTAGE | 9,335.36 | .00 |
| 021 UTILITIES TELEPHONE AND TELEGRAPH | 242,950.51 | .00 |
| 022 TRANSPORTATION OF THINGS | 552.58 | .00 |
| 024 REPAIRS OTHER CONTRACT | 10,901.40 | .00 |
| 025 TRAVEL EXPENSE | 8,293.50 | .00 |
| 026 RENTS | 3,545.34 | .00 |

| | GROSS DISBURSEMENTS YEAR TO DATE | REFUND DISBURSEMENTS YEAR TO DATE |
|--|--|---|
| TO ELEMOSYNARY & CORRECTIONAL | | |
| 028 OTHER OPERATING EXPENSES | 74,631.57 | 253.50 |
| 060 EQUIPMENT AND FURNITURE INVENTORY | 48,857.50 | .00 |
| 062 LIBRARY BOOKS | 666.18 | .00 |
| 068 BLDG PURCHASED CONST & REMODELED | 1,967.05 | .00 |
| FUND TOTAL | 6,564,936.87 | 978.85 |
| 683 WICHITA FALLS STATE HOSPITAL | | |
| 001 GENERAL REVENUE FUND | | |
| 001 SALARIES AND WAGES | 3,991,056.93 | 163.13 |
| 002 PROFESSIONAL SERVICES AND FEES | 119,499.60 | 200.00 |
| 003 EMPLOYEES MAINTENANCE | 2,586.69 | .00 |
| 010 PRINTING AND OFFICE SUPPLIES | 4,048.45 | .00 |
| 011 GASOLINE OIL LUB WASH AND GREASE | 5,809.64 | .00 |
| 012 FOOD FOR PERSONS | 325,510.91 | 4.16 |
| 013 CLOTHING AND DRYGOODS FOR PERSONS | 5,080.67 | .00 |
| 014 FEED FOR ANIMALS SEED AND SMALL PLANTS | 50.00 | .00 |
| 015 DRUGS AND CHEMICALS FOR MEDICAL & LAB | 196,675.23 | 32.40 |
| 016 OTHER SUPPLIES AND MATERIALS | 191,524.30 | 204.13 |
| 020 POSTAGE | 10,150.00 | .00 |
| 021 UTILITIES TELEPHONE AND TELEGRAPH | 181,820.74 | .00 |
| 022 TRANSPORTATION OF THINGS | 1,081.91 | .00 |
| 024 REPAIRS OTHER CONTRACT | 15,051.45 | 18.50 |
| 025 TRAVEL EXPENSE | 12,505.02 | 2.00 |
| 026 RENTS | 13,647.68 | .00 |
| 028 OTHER OPERATING EXPENSES | 37,576.72 | 216.77 |
| 060 EQUIPMENT AND FURNITURE INVENTORY | 105,060.31 | .00 |
| 062 LIBRARY BOOKS | 4,344.68 | .00 |
| 068 BLDG PURCHASED CONST & REMODELED | 686.40 | .00 |
| FUND TOTAL | 5,223,767.33 | 841.09 |
| 684 HARLINGEN STATE CHEST SANATORIUM | | |
| 001 GENERAL REVENUE FUND | | |
| 001 SALARIES AND WAGES | 1,184,809.96 | .00 |
| 002 PROFESSIONAL SERVICES AND FEES | 17,291.35 | .00 |
| 003 EMPLOYEES MAINTENANCE | 1,000.00 | .00 |
| 010 PRINTING AND OFFICE SUPPLIES | 3,602.10 | .00 |
| 011 GASOLINE OIL LUB WASH AND GREASE | 575.03 | .00 |
| 012 FOOD FOR PERSONS | 74,143.03 | .00 |
| 013 CLOTHING AND DRYGOODS FOR PERSONS | 53.82 | .00 |
| 014 FEED FOR ANIMALS SEED AND SMALL PLANTS | 45.08 | .00 |
| 015 DRUGS AND CHEMICALS FOR MEDICAL & LAB | 72,095.53 | 8.67 |
| 016 OTHER SUPPLIES AND MATERIALS | 69,096.92 | .00 |
| 020 POSTAGE | 1,600.00 | .00 |
| 021 UTILITIES TELEPHONE AND TELEGRAPH | 64,324.05 | .00 |
| 022 TRANSPORTATION OF THINGS | 166.97 | .00 |
| 024 REPAIRS OTHER CONTRACT | 6,548.49 | .00 |
| 025 TRAVEL EXPENSE | 3,858.09 | .00 |
| 026 RENTS | 5,429.38 | .00 |
| 028 OTHER OPERATING EXPENSES | 11,859.07 | 145.24 |

| | GROSS DISBURSEMENTS YEAR TO DATE | REFUND DISBURSEMENTS YEAR TO DATE |
|--|--|---|
| 10 ELEEMOSYNARY & CORRECTIONAL | | |
| 060 EQUIPMENT AND FURNITURE INVENTORY | 28,352.91 | .00 |
| 062 LIBRARY BOOKS | 153.62 | .00 |
| 068 BLDG PURCHASED CONST & REMODELED | 891.80 | .00 |
| FUND TOTAL | 1,545,897.20 | 153.91 |
| 685 RESEARCH INSTITUTE OF MENTAL SCIENCES | | |
| 001 GENERAL REVENUE FUND | | |
| 001 SALARIES AND WAGES | 2,336,002.48 | 5,224.98 |
| 002 PROFESSIONAL SERVICES AND FEES | 111,455.24 | 27.50 |
| 003 EMPLOYEES MAINTENANCE | 1,500.00 | .00 |
| 010 PRINTING AND OFFICE SUPPLIES | 14,218.75 | .00 |
| 011 GASOLINE OIL LUB WASH AND GREASE | 838.71 | .00 |
| 012 FOOD FOR PERSONS | 138,987.50 | .00 |
| 013 CLOTHING AND DRYGOODS FOR PERSONS | 130.19 | .00 |
| 014 FEED FOR ANIMALS SEED AND SMALL PLANTS | 4,766.31 | 58.90 |
| 015 DRUGS AND CHEMICALS FOR MEDICAL & LAB | 133,450.76 | 163.15 |
| 016 OTHER SUPPLIES AND MATERIALS | 127,572.17 | 788.90 |
| 020 POSTAGE | 6,500.00 | .00 |
| 021 UTILITIES TELEPHONE AND TELEGRAPH | 110,474.59 | 344.65 |
| 022 TRANSPORTATION OF THINGS | 500.95 | .00 |
| 024 REPAIRS OTHER CONTRACT | 5,904.58 | .00 |
| 025 TRAVEL EXPENSE | 13,986.39 | .00 |
| 026 RENTS | 395,084.34 | .00 |
| 028 OTHER OPERATING EXPENSES | 62,170.59 | 856.64 |
| 060 EQUIPMENT AND FURNITURE INVENTORY | 16,528.33 | .00 |
| 062 LIBRARY BOOKS | 776.00 | .00 |
| 068 BLDG PURCHASED CONST & REMODELED | 103.93 | .00 |
| FUND TOTAL | 3,480,951.81 | 7,464.72 |
| 686 BIG SPRING STATE HOSPITAL | | |
| 001 GENERAL REVENUE FUND | | |
| 001 SALARIES AND WAGES | 2,099,795.53 | .00 |
| 002 PROFESSIONAL SERVICES AND FEES | 43,152.50 | .00 |
| 003 EMPLOYEES MAINTENANCE | 1,375.00 | .00 |
| 010 PRINTING AND OFFICE SUPPLIES | 5,950.53 | .00 |
| 011 GASOLINE OIL LUB WASH AND GREASE | 2,131.39 | .00 |
| 012 FOOD FOR PERSONS | 215,392.02 | 184.59 |
| 013 CLOTHING AND DRYGOODS FOR PERSONS | 5,216.42 | .00 |
| 015 DRUGS AND CHEMICALS FOR MEDICAL & LAB | 139,805.27 | .00 |
| 016 OTHER SUPPLIES AND MATERIALS | 83,170.47 | 115.50 |
| 020 POSTAGE | 7,000.00 | .00 |
| 021 UTILITIES TELEPHONE AND TELEGRAPH | 92,609.52 | .00 |
| 022 TRANSPORTATION OF THINGS | 221.12 | .00 |
| 023 REPAIRS TO BUILDINGS CONTRACT | 28.42 | .00 |
| 024 REPAIRS OTHER CONTRACT | 4,633.38 | .00 |
| 025 TRAVEL EXPENSE | 8,191.05 | .00 |
| 026 RENTS | 6,101.60 | .00 |
| 028 OTHER OPERATING EXPENSES | 37,065.96 | 181.15 |
| 060 EQUIPMENT AND FURNITURE INVENTORY | 12,632.37 | .00 |

| | GROSS DISBURSEMENTS YEAR TO DATE | REFUND DISBURSEMENTS YEAR TO DATE |
|--|--|---|
| 10 ELEMOSYNARY & CORRECTIONAL | | |
| 062 LIBRARY BOOKS | 208.66 | .00 |
| FUND TOTAL | 2,764,681.21 | 481.24 |
| 687 LUBBOCK STATE SCHOOL | | |
| 001 GENERAL REVENUE FUND | | |
| 001 SALARIES AND WAGES | 1,397,786.89 | .00 |
| 002 PROFESSIONAL SERVICES AND FEES | 44,272.53 | .00 |
| 003 EMPLOYEES MAINTENANCE | 4,250.00 | .00 |
| 010 PRINTING AND OFFICE SUPPLIES | 7,289.50 | .00 |
| 011 GASOLINE OIL LUB WASH AND GREASE | 2,489.42 | .00 |
| 012 FOOD FOR PERSONS | 86,835.10 | .00 |
| 013 CLOTHING AND DRYGOODS FOR PERSONS | 3,777.51 | .00 |
| 014 FEED FOR ANIMALS SEED AND SMALL PLANTS | 115.00 | .00 |
| 015 DRUGS AND CHEMICALS FOR MEDICAL & LAB | 37,267.29 | .00 |
| 016 OTHER SUPPLIES AND MATERIALS | 65,208.85 | 201.50 |
| 020 POSTAGE | 2,100.00 | .00 |
| 021 UTILITIES TELEPHONE AND TELEGRAPH | 68,178.34 | .00 |
| 022 TRANSPORTATION OF THINGS | 102.30 | .00 |
| 024 REPAIRS OTHER CONTRACT | 1,607.62 | .00 |
| 025 TRAVEL EXPENSE | 6,719.01 | .00 |
| 026 RENTS | 3,641.31 | .00 |
| 028 OTHER OPERATING EXPENSES | 67,970.12 | 86.10 |
| 060 EQUIPMENT AND FURNITURE INVENTORY | 3,607.52 | .00 |
| FUND TOTAL | 1,803,218.31 | 287.60 |
| 690 WEST TEXAS CHILDRENS HOME | | |
| 001 GENERAL REVENUE FUND | | |
| 001 SALARIES AND WAGES | 427,038.49 | .00 |
| 002 PROFESSIONAL SERVICES AND FEES | 7,689.08 | .00 |
| 010 PRINTING AND OFFICE SUPPLIES | 1,869.45 | .00 |
| 011 GASOLINE OIL LUB WASH AND GREASE | 3,435.78 | .00 |
| 012 FOOD FOR PERSONS | 87,057.20 | .00 |
| 013 CLOTHING AND DRYGOODS FOR PERSONS | 33,238.27 | .00 |
| 014 FEED FOR ANIMALS SEED AND SMALL PLANTS | 848.04 | .00 |
| 015 DRUGS AND CHEMICALS FOR MEDICAL & LAB | 1,396.25 | .00 |
| 016 OTHER SUPPLIES AND MATERIALS | 23,202.23 | .00 |
| 020 POSTAGE | 754.00 | .00 |
| 021 UTILITIES TELEPHONE AND TELEGRAPH | 44,004.22 | .00 |
| 022 TRANSPORTATION OF THINGS | 30.30 | .00 |
| 023 REPAIRS TO BUILDINGS CONTRACT | 1,923.98 | .00 |
| 024 REPAIRS OTHER CONTRACT | 823.06 | .00 |
| 025 TRAVEL EXPENSE | 4,882.46 | .00 |
| 026 RENTS | 1,393.27 | .00 |
| 027 SURETY BOND PREMIUMS | 53.00 | 7.40 |
| 028 OTHER OPERATING EXPENSES | 53,035.41 | 77.50 |
| 060 EQUIPMENT AND FURNITURE INVENTORY | 5,451.38 | .00 |
| FUND TOTAL | 698,125.87 | 84.90 |
| 691 GATESVILLE STATE SCHOOL FOR BOYS | | |
| 001 GENERAL REVENUE FUND | | |
| 001 SALARIES AND WAGES | 3,431,955.24 | 27.33 |

| | GROSS DISBURSEMENTS YEAR TO DATE | REFUND DISBURSEMENTS YEAR TO DATE |
|--|--|---|
| 10 ELEMOSYNARY & CORRECTIONAL | | |
| 002 PROFESSIONAL SERVICES AND FEES | 110,042.05 | .00 |
| 010 PRINTING AND OFFICE SUPPLIES | 11,819.30 | .00 |
| 011 GASOLINE OIL LUB WASH AND GREASE | 9,007.46 | .00 |
| 012 FOOD FOR PERSONS | 401,679.75 | .00 |
| 013 CLOTHING AND DRYGOODS FOR PERSONS | 35,519.89 | .00 |
| 014 FEED FOR ANIMALS SEED AND SMALL PLANTS | 6,984.95 | 180.00 |
| 015 DRUGS AND CHEMICALS FOR MEDICAL & LAB | 12,070.75 | .00 |
| 016 OTHER SUPPLIES AND MATERIALS | 165,880.53 | 433.89 |
| 020 POSTAGE | 9,000.00 | .00 |
| 021 UTILITIES TELEPHONE AND TELEGRAPH | 107,239.86 | .00 |
| 022 TRANSPORTATION OF THINGS | 258.49 | .00 |
| 024 REPAIRS OTHER CONTRACT | 2,449.90 | .00 |
| 025 TRAVEL EXPENSE | 5,267.43 | .00 |
| 026 RENTS | 1,734.50 | .00 |
| 027 SURETY BOND PREMIUMS | .00 | 32.40 |
| 028 OTHER OPERATING EXPENSES | 59,784.27 | 50.00 |
| 060 EQUIPMENT AND FURNITURE INVENTORY | 43,905.76 | .00 |
| 062 LIBRARY BOOKS | 3,170.03 | .00 |
| 064 LIVESTOCK AND POULTRY | 80.00 | .00 |
| 068 BLDG PURCHASED CONST & REMODELED | 4,984.23 | .00 |
| FUND TOTAL | 4,422,834.39 | 723.62 |
| 692 GAINESVILLE STATE SCHOOL FOR GIRLS | | |
| 001 GENERAL REVENUE FUND | | |
| 001 SALARIES AND WAGES | 819,643.75 | .00 |
| 002 PROFESSIONAL SERVICES AND FEES | 12,023.25 | 20.00 |
| 010 PRINTING AND OFFICE SUPPLIES | 2,805.69 | .00 |
| 011 GASOLINE OIL LUB WASH AND GREASE | 1,682.31 | .00 |
| 012 FOOD FOR PERSONS | 78,571.59 | .00 |
| 013 CLOTHING AND DRYGOODS FOR PERSONS | 5,401.23 | .00 |
| 014 FEED FOR ANIMALS SEED AND SMALL PLANTS | 706.83 | .00 |
| 015 DRUGS AND CHEMICALS FOR MEDICAL & LAB | 3,179.41 | .00 |
| 016 OTHER SUPPLIES AND MATERIALS | 39,950.79 | 163.80 |
| 020 POSTAGE | 1,200.00 | 8.50 |
| 021 UTILITIES TELEPHONE AND TELEGRAPH | 42,554.88 | .00 |
| 022 TRANSPORTATION OF THINGS | 173.92 | .00 |
| 024 REPAIRS OTHER CONTRACT | 4,489.82 | .00 |
| 025 TRAVEL EXPENSE | 3,449.63 | .00 |
| 026 RENTS | 520.15 | .00 |
| 027 SURETY BOND PREMIUMS | 60.00 | 12.80 |
| 028 OTHER OPERATING EXPENSES | 13,057.26 | 22.75 |
| 060 EQUIPMENT AND FURNITURE INVENTORY | 19,379.37 | .00 |
| 062 LIBRARY BOOKS | 189.27 | .00 |
| 067 LAND IMPROVEMENTS | 1,633.00 | .00 |
| 068 BLDG PURCHASED CONST & REMODELED | 10,890.69 | .00 |
| FUND TOTAL | 1,061,562.84 | 227.85 |
| 693 CROCKETT STATE SCHOOL FOR GIRLS | | |
| 001 GENERAL REVENUE FUND | | |
| 001 SALARIES AND WAGES | 462,235.28 | .00 |

| | GROSS DISBURSEMENTS YEAR TO DATE | REFUND DISBURSEMENTS YEAR TO DATE |
|--|--|---|
| 10 ELEMOSYNARY & CORRECTIONAL | | |
| 002 PROFESSIONAL SERVICES AND FEES | 14,107.19 | .00 |
| 003 EMPLOYEES MAINTENANCE | 1,500.00 | .00 |
| 010 PRINTING AND OFFICE SUPPLIES | 1,553.66 | .00 |
| 011 GASOLINE OIL LUB WASH AND GREASE | 756.75 | .00 |
| 012 FOOD FOR PERSONS | 56,248.45 | .00 |
| 013 CLOTHING AND DRYGOODS FOR PERSONS | 2,299.60 | .00 |
| 014 FEED FOR ANIMALS SEED AND SMALL PLANTS | 14.05 | .00 |
| 015 DRUGS AND CHEMICALS FOR MEDICAL & LAB | 4,629.34 | .00 |
| 016 OTHER SUPPLIES AND MATERIALS | 19,350.96 | .00 |
| 020 POSTAGE | 800.00 | .00 |
| 021 UTILITIES TELEPHONE AND TELEGRAPH | 23,200.21 | .00 |
| 024 REPAIRS OTHER CONTRACT | 538.83 | .00 |
| 025 TRAVEL EXPENSE | 2,606.44 | .00 |
| 026 RENTS | 892.66 | .00 |
| 027 SURETY BOND PREMIUMS | 52.00 | 8.60 |
| 028 OTHER OPERATING EXPENSES | 5,339.90 | 4.03 |
| 060 EQUIPMENT AND FURNITURE INVENTORY | 5,876.87 | .00 |
| 062 LIBRARY BOOKS | 2.94 | .00 |
| 068 BLDG PURCHASED CONST & REMODELED | 4,940.41 | .00 |
| FUND TOTAL | 606,945.54 | 12.63 |
| 694 YOUTH COUNCIL | | |
| 001 GENERAL REVENUE FUND | | |
| 001 SALARIES AND WAGES | 816,364.49 | .00 |
| 002 PROFESSIONAL SERVICES AND FEES | 23,456.10 | .00 |
| 010 PRINTING AND OFFICE SUPPLIES | 5,005.15 | .00 |
| 011 GASOLINE OIL LUB WASH AND GREASE | 33.56 | .00 |
| 012 FOOD FOR PERSONS | 14,192.04 | .00 |
| 013 CLOTHING AND DRYGOODS FOR PERSONS | 101.53 | .00 |
| 015 DRUGS AND CHEMICALS FOR MEDICAL & LAB | 1,575.32 | .00 |
| 016 OTHER SUPPLIES AND MATERIALS | 621.55 | 27.00 |
| 020 POSTAGE | 6,816.00 | .00 |
| 021 UTILITIES TELEPHONE AND TELEGRAPH | 27,093.25 | 14.50 |
| 022 TRANSPORTATION OF THINGS | 224.50 | .00 |
| 024 REPAIRS OTHER CONTRACT | 442.32 | .00 |
| 025 TRAVEL EXPENSE | 102,819.45 | .00 |
| 026 RENTS | 32,996.88 | .00 |
| 027 SURETY BOND PREMIUMS | 74.00 | 13.80 |
| 028 OTHER OPERATING EXPENSES | 7,843.74 | .00 |
| 060 EQUIPMENT AND FURNITURE INVENTORY | 82,727.14 | .00 |
| 062 LIBRARY BOOKS | 111.50 | .00 |
| 068 BLDG PURCHASED CONST & REMODELED | 5,563,436.91 | .00 |
| FUND TOTAL | 6,685,935.43 | 55.30 |
| 695 MOUNT VIEW SCHOOL FOR BOYS | | |
| 001 GENERAL REVENUE FUND | | |
| 001 SALARIES AND WAGES | 1,038,220.60 | 23.00 |
| 002 PROFESSIONAL SERVICES AND FEES | 20,379.30 | 210.00 |
| 003 EMPLOYEES MAINTENANCE | 1,500.00 | .00 |

| | GROSS DISBURSEMENTS YEAR TO DATE | REFUND DISBURSEMENTS YEAR TO DATE |
|--|--|---|
| 10 ELEMOSYNARY & CORRECTIONAL | | |
| 010 PRINTING AND OFFICE SUPPLIES | 4,164.52 | .00 |
| 011 GASOLINE OIL LUB WASH AND GREASE | 1,700.84 | .00 |
| 012 FOOD FOR PERSONS | 157,003.10 | .00 |
| 013 CLOTHING AND DRYGOODS FOR PERSONS | 9,671.82 | .00 |
| 014 FEED FOR ANIMALS SEED AND SMALL PLANTS | 340.65 | .00 |
| 015 DRUGS AND CHEMICALS FOR MEDICAL & LAB | 3,296.32 | .00 |
| 016 OTHER SUPPLIES AND MATERIALS | 37,432.77 | .00 |
| 020 POSTAGE | 2,059.00 | .00 |
| 021 UTILITIES TELEPHONE AND TELEGRAPH | 34,537.75 | .00 |
| 022 TRANSPORTATION OF THINGS | 42.78 | .00 |
| 024 REPAIRS OTHER CONTRACT | 687.16 | .00 |
| 025 TRAVEL EXPENSE | 2,996.94 | .00 |
| 026 RENTS | 1,129.64 | .00 |
| 027 SURETY BOND PREMIUMS | 63.00 | 14.60 |
| 028 OTHER OPERATING EXPENSES | 10,618.67 | .00 |
| 060 EQUIPMENT AND FURNITURE INVENTORY | 2,943.92 | .00 |
| FUND TOTAL | 1,328,788.78 | 247.60 |
| 696 DEPARTMENT OF CORRECTIONS | | |
| 001 GENERAL REVENUE FUND | | |
| 001 SALARIES AND WAGES | 13,570,633.86 | 11.87 |
| 002 PROFESSIONAL SERVICES AND FEES | 118,012.96 | .00 |
| 010 PRINTING AND OFFICE SUPPLIES | 1,163.35 | .00 |
| 011 GASOLINE OIL LUB WASH AND GREASE | 375,534.85 | 55,356.01 |
| 012 FOOD FOR PERSONS | 767,263.97 | .00 |
| 013 CLOTHING AND DRYGOODS FOR PERSONS | 66,793.83 | .00 |
| 014 FEED FOR ANIMALS SEED AND SMALL PLANTS | 441,589.76 | 267.77 |
| 015 DRUGS AND CHEMICALS FOR MEDICAL & LAB | 191,934.61 | 32.16 |
| 016 OTHER SUPPLIES AND MATERIALS | 3,038,486.77 | 1,434.87 |
| 020 POSTAGE | 19,269.80 | 2.95 |
| 021 UTILITIES TELEPHONE AND TELEGRAPH | 1,187,506.31 | 1,123.58 |
| 022 TRANSPORTATION OF THINGS | 5,711.71 | 460.52 |
| 024 REPAIRS OTHER CONTRACT | 107,921.11 | .00 |
| 025 TRAVEL EXPENSE | 51,242.51 | 25.02 |
| 026 RENTS | 203,027.14 | 552.28 |
| 028 OTHER OPERATING EXPENSES | 429,762.58 | 5,181.74 |
| 060 EQUIPMENT AND FURNITURE INVENTORY | 1,384,794.37 | 10.00 |
| 062 LIBRARY BOOKS | 45,489.62 | 121.53 |
| 064 LIVESTOCK AND POULTRY | 32,500.00 | .00 |
| 068 BLDG PURCHASED CONST & REMODELED | 1,295,258.53 | 442.73 |
| FUND TOTAL | 23,333,897.64 | 65,023.03 |
| 156 INDUSTRIAL REVOLVING FUND | | |
| 001 SALARIES AND WAGES | 568,340.70 | .00 |
| 010 PRINTING AND OFFICE SUPPLIES | 22.64 | .00 |
| 011 GASOLINE OIL LUB WASH AND GREASE | 19,780.97 | 18.19 |
| 016 OTHER SUPPLIES AND MATERIALS | 5,095,997.42 | 1,333.63 |
| 020 POSTAGE | 8,200.00 | .00 |
| 021 UTILITIES TELEPHONE AND TELEGRAPH | 9,766.08 | .84 |

| | GROSS DISBURSEMENTS YEAR TO DATE | REFUND DISBURSEMENTS YEAR TO DATE |
|--|--|---|
| 10 ELEMOSYNARY & CORRECTIONAL | | |
| 022 TRANSPORTATION OF THINGS | 34,949.31 | 57.40 |
| 024 REPAIRS OTHER CONTRACT | 39,366.09 | .00 |
| 025 TRAVEL EXPENSE | 35,068.48 | .00 |
| 026 RENTS | 42,761.67 | .00 |
| 028 OTHER OPERATING EXPENSES | 73,359.00 | 13.48 |
| 060 EQUIPMENT AND FURNITURE INVENTORY | 465,955.88 | .00 |
| 068 BLDG PURCHASED CONST & REMODELED | 263,080.59 | .00 |
| FUND TOTAL | 6,656,648.83 | 1,423.54 |
| 272 BOARD OF CORRECTIONS MINERAL FUND | | |
| 001 SALARIES AND WAGES | 5,880.00 | .00 |
| 002 PROFESSIONAL SERVICES AND FEES | 135.00 | .00 |
| 011 GASOLINE OIL LUB WASH AND GREASE | 3,587.82 | .00 |
| 016 OTHER SUPPLIES AND MATERIALS | 25,684.40 | .00 |
| 022 TRANSPORTATION OF THINGS | 5.56 | .00 |
| 024 REPAIRS OTHER CONTRACT | 401.25 | .00 |
| 028 OTHER OPERATING EXPENSES | 1,637.38 | .00 |
| 060 EQUIPMENT AND FURNITURE INVENTORY | 376.42 | .00 |
| 066 LAND PURCHASED | 22,799.33 | .00 |
| 068 BLDG PURCHASED CONST & REMODELED | 242,371.43 | .00 |
| FUND TOTAL | 302,878.59 | .00 |
| DEPT TOTAL | 30,293,425.06 | 66,446.57 |
| 697 BOARD OF PARDONS & PAROLES | | |
| 001 GENERAL REVENUE FUND | | |
| 001 SALARIES AND WAGES | 1,112,447.80 | .00 |
| 010 PRINTING AND OFFICE SUPPLIES | 13,980.92 | .00 |
| 016 OTHER SUPPLIES AND MATERIALS | 2,867.80 | .00 |
| 020 POSTAGE | 8,659.00 | .00 |
| 021 UTILITIES TELEPHONE AND TELEGRAPH | 10,865.74 | 9.73 |
| 022 TRANSPORTATION OF THINGS | 505.22 | .00 |
| 024 REPAIRS OTHER CONTRACT | 695.81 | .00 |
| 025 TRAVEL EXPENSE | 126,904.33 | .00 |
| 026 RENTS | 31,573.71 | .00 |
| 028 OTHER OPERATING EXPENSES | 3,978.18 | .00 |
| 060 EQUIPMENT AND FURNITURE INVENTORY | 7,536.70 | .00 |
| 062 LIBRARY BOOKS | 108.50 | .00 |
| FUND TOTAL | 1,320,123.71 | 9.73 |
| FUNCTION TOTAL | 150,686,490.89 | 258,370.08 |
| 11 EDUCATIONAL | | |
| 301 GOVERNOR-EXECUTIVE | | |
| 224 GOVERNORS OFFICE FEDERAL PROJECTS FUND | | |
| 042 GRANTS JUNIOR COLLEGES | 20,275.00 | .00 |
| 043 GRANTS SENIOR COLLEGES & UNIVERSITIES | 371,431.41 | 960.50 |
| FUND TOTAL | 391,706.41 | 960.50 |
| 318 COMMISSION FOR THE BLIND | | |
| 141 FEDERAL ADULT BLIND FUND | | |
| 001 SALARIES AND WAGES | 1,447,325.41 | 1.00 |
| 002 PROFESSIONAL SERVICES AND FEES | 94,746.83 | .00 |

| | GROSS DISBURSEMENTS YEAR TO DATE | REFUND DISBURSEMENTS YEAR TO DATE |
|--|--|---|
| 11 EDUCATIONAL | | |
| 010 PRINTING AND OFFICE SUPPLIES | 25,187.30 | .00 |
| 011 GASOLINE OIL LUB WASH AND GREASE | 4,071.20 | .00 |
| 016 OTHER SUPPLIES AND MATERIALS | 49,462.09 | 483.25 |
| 020 POSTAGE | 23,380.00 | 78.38 |
| 021 UTILITIES TELEPHONE AND TELEGRAPH | 46,600.38 | 23.70 |
| 022 TRANSPORTATION OF THINGS | 2,061.76 | .00 |
| 023 REPAIRS TO BUILDINGS CONTRACT | 275.00 | .00 |
| 024 REPAIRS OTHER CONTRACT | 1,070.33 | .00 |
| 025 TRAVEL EXPENSE | 188,707.79 | .00 |
| 026 RENTS | 148,147.86 | .00 |
| 028 OTHER OPERATING EXPENSES | 72,895.57 | .00 |
| 060 EQUIPMENT AND FURNITURE INVENTORY | 347,105.41 | .00 |
| 062 LIBRARY BOOKS | 449.00 | .00 |
| 068 BLDG PURCHASED CONST & REMODELED | 631,647.86 | .00 |
| FUND TOTAL | 3,083,133.79 | 586.33 |
| 330 COMMISSION FOR REHABILITATION | | |
| 061 COMMISSION FOR REHABILITATION OPERATING FUND | | |
| 041 GRANTS ELEMENTARY & SECONDARY SCHOOLS | 43,381.39 | .00 |
| 405 DEPARTMENT OF PUBLIC SAFETY | | |
| 092 FEDERAL DISASTER FUND | | |
| 042 GRANTS JUNIOR COLLEGES | 1,975.00 | .00 |
| 043 GRANTS SENIOR COLLEGES & UNIVERSITIES | 200,948.63 | .00 |
| FUND TOTAL | 202,923.63 | .00 |
| 461 AERONAUTIC COMMISSION | | |
| 150 AIRCRAFT FUEL TAX FUND | | |
| 043 GRANTS SENIOR COLLEGES & UNIVERSITIES | 1,803.02 | .00 |
| 514 OPTOMETRY BOARD | | |
| 034 OPTOMETRY FUND | | |
| 043 GRANTS SENIOR COLLEGES & UNIVERSITIES | 9,510.00 | .00 |
| 517 COMMISSION ON ALCOHOLISM | | |
| 001 GENERAL REVENUE FUND | | |
| 043 GRANTS SENIOR COLLEGES & UNIVERSITIES | 2,275.00 | .00 |
| 701 TEXAS EDUCATION AGENCY | | |
| 001 GENERAL REVENUE FUND | | |
| 001 SALARIES AND WAGES | 2,732,530.92 | .00 |
| 002 PROFESSIONAL SERVICES AND FEES | 29,244.45 | .00 |
| 010 PRINTING AND OFFICE SUPPLIES | 14,273.63 | .00 |
| 011 GASOLINE OIL LUB WASH AND GREASE | 2,992.05 | .00 |
| 012 FOOD FOR PERSONS | 212,193.41 | .00 |
| 013 CLOTHING AND DRYGOODS FOR PERSONS | 296.10 | .00 |
| 015 DRUGS AND CHEMICALS FOR MEDICAL & LAB | 2,708.01 | .00 |
| 016 OTHER SUPPLIES AND MATERIALS | 56,609.47 | 86.49 |
| 020 POSTAGE | 3,000.00 | .00 |
| 021 UTILITIES TELEPHONE AND TELEGRAPH | 110,716.90 | .00 |
| 022 TRANSPORTATION OF THINGS | 3.50 | .00 |
| 023 REPAIRS TO BUILDINGS CONTRACT | 1,877.65 | .00 |
| 024 REPAIRS OTHER CONTRACT | 1,830.19 | .00 |

| | GROSS DISBURSEMENTS YEAR TO DATE | REFUND DISBURSEMENTS YEAR TO DATE |
|--|--|---|
| 11. EDUCATIONAL | | |
| 025 TRAVEL EXPENSE | 5,650.37 | .00 |
| 026 RENTS | 14,878.90 | .00 |
| 028 OTHER OPERATING EXPENSES | 45,918.96 | 210.55 |
| 040 SCHOOL APPORTIONMENT | 473,925,825.21 | 150.00 |
| 041 GRANTS ELEMENTARY & SECONDARY SCHOOLS | 5,877,555.71 | 2,390.34 |
| 042 GRANTS JUNIOR COLLEGES | 7,626,299.28 | .00 |
| 043 GRANTS SENIOR COLLEGES & UNIVERSITIES | 1,059,096.46 | .00 |
| 060 EQUIPMENT AND FURNITURE INVENTORY | 20,195.74 | .00 |
| 068 BLDG PURCHASED CONST & REMODELED | 962,666.21 | .00 |
| FUND TOTAL | 492,706,363.12 | 2,837.38 |
| 002 AVAILABLE SCHOOL FUND | | |
| 040 SCHOOL APPORTIONMENT | 290,024,559.94 | 2,858.07 |
| 003 TEXTBOOK FUND | | |
| 063 TEXTBOOKS | 17,893,306.33 | .00 |
| 030 EDUCATION AGENCY DRIVER EDUCATION FUND | | |
| 002 PROFESSIONAL SERVICES AND FEES | 33,500.00 | .00 |
| 028 OTHER OPERATING EXPENSES | 11,100.00 | .00 |
| 041 GRANTS ELEMENTARY & SECONDARY SCHOOLS | 3,679,654.82 | 5,526.64 |
| 043 GRANTS SENIOR COLLEGES & UNIVERSITIES | 654,740.96 | 229.35 |
| 060 EQUIPMENT AND FURNITURE INVENTORY | 594,290.00 | .00 |
| FUND TOTAL | 4,973,285.78 | 5,755.99 |
| 038 CENTRAL EDUCATION AGENCY PROGRAM FUND | | |
| 041 GRANTS ELEMENTARY & SECONDARY SCHOOLS | 87,607,332.51 | 881,375.21 |
| 044 GRANTS-IN-AID VARIOUS | 15,360.15 | .00 |
| FUND TOTAL | 87,622,692.66 | 881,375.21 |
| 112 EDUCATION AGENCY OPERATING FUND | | |
| 001 SALARIES AND WAGES | 7,002,283.56 | 390.25 |
| 002 PROFESSIONAL SERVICES AND FEES | 263,794.98 | .00 |
| 010 PRINTING AND OFFICE SUPPLIES | 104,670.94 | .00 |
| 011 GASOLINE OIL LUB WASH AND GREASE | 408.99 | .00 |
| 016 OTHER SUPPLIES AND MATERIALS | 144,971.34 | .00 |
| 020 POSTAGE | 137,048.60 | 8.19 |
| 021 UTILITIES TELEPHONE AND TELEGRAPH | 25,128.79 | 39.64 |
| 022 TRANSPORTATION OF THINGS | 6,930.37 | .00 |
| 024 REPAIRS OTHER CONTRACT | 955.16 | .00 |
| 025 TRAVEL EXPENSE | 668,211.36 | .00 |
| 026 RENTS | 324,119.85 | 3.00 |
| 027 SURETY BOND PREMIUMS | 267.00 | .00 |
| 028 OTHER OPERATING EXPENSES | 140,746.96 | 39.90 |
| 060 EQUIPMENT AND FURNITURE INVENTORY | 63,886.35 | .00 |
| 062 LIBRARY BOOKS | 7,526.36 | .00 |
| FUND TOTAL | 8,890,950.61 | 480.98 |
| 148 FEDERAL HEALTH EDUCATION & WELFARE FUND | | |
| 002 PROFESSIONAL SERVICES AND FEES | 1,095,333.83 | .00 |
| 026 RENTS | 230.00 | .00 |
| 028 OTHER OPERATING EXPENSES | 78,513.30 | .00 |
| 041 GRANTS ELEMENTARY & SECONDARY SCHOOLS | 15,820,370.78 | 308,476.05 |

| | GROSS DISBURSEMENTS YEAR TO DATE | REFUND DISBURSEMENTS YEAR TO DATE |
|--|--|---|
| 11 EDUCATIONAL | | |
| 042 GRANTS JUNIOR COLLEGES | 9,114,049.15 | 13,537.71 |
| 043 GRANTS SENIOR COLLEGES & UNIVERSITIES | 3,808,350.76 | 13,247.67 |
| 044 GRANTS-IN-AID VARIOUS | 385,266.81 | .00 |
| FUND TOTAL | 30,302,114.63 | 335,261.43 |
| 171 FEDERAL SCHOOL LUNCH FUND | | |
| 041 GRANTS ELEMENTARY & SECONDARY SCHOOLS | 36,889,942.69 | 23,545.12 |
| 193 FOUNDATION SCHOOL FUND | | |
| 002 PROFESSIONAL SERVICES AND FEES | 126,787.83 | .00 |
| 040 SCHOOL APPORTIONMENT | 123,179,709.53 | .00 |
| FUND TOTAL | 123,306,497.36 | .00 |
| DEPT TOTAL | 1,092,609,713.12 | 1,252,114.18 |
| 710 A & M UNIV SYSTEM ADMINISTRATION | | |
| 001 GENERAL REVENUE FUND | | |
| 001 SALARIES AND WAGES | 411,755.31 | 91.16 |
| 008 WORKMENS COMPENSATION TRANSFER | 1,343.95 | .00 |
| 010 PRINTING AND OFFICE SUPPLIES | 2,197.49 | .00 |
| 016 OTHER SUPPLIES AND MATERIALS | 8,897.73 | 2,144.04 |
| 020 POSTAGE | 721.25 | .00 |
| 021 UTILITIES TELEPHONE AND TELEGRAPH | 5,199.96 | .00 |
| 022 TRANSPORTATION OF THINGS | 22.72 | .00 |
| 024 REPAIRS OTHER CONTRACT | 162.30 | .00 |
| 025 TRAVEL EXPENSE | 7,813.99 | .00 |
| 026 RENTS | 1,727.60 | .00 |
| 027 SURETY BOND PREMIUMS | 152.06 | .00 |
| 028 OTHER OPERATING EXPENSES | 4,954.20 | .00 |
| 060 EQUIPMENT AND FURNITURE INVENTORY | 2,225.85 | .00 |
| 062 LIBRARY BOOKS | 335.50 | .00 |
| FUND TOTAL | 447,509.91 | 2,235.20 |
| 096 A & M UNIV MINERAL INCOME FUND | | |
| 028 OTHER OPERATING EXPENSES | 351.33 | .00 |
| 234 A & M UNIVERSITY SYSTEM CURRENT FUND | | |
| 016 OTHER SUPPLIES AND MATERIALS | 191.23- | .00 |
| 021 UTILITIES TELEPHONE AND TELEGRAPH | 261.80- | .00 |
| 023 TRAVEL EXPENSE | 172.64 | .00 |
| 028 OTHER OPERATING EXPENSES | 7.27- | .00 |
| FUND TOTAL | 287.66- | .00 |
| DEPT TOTAL | 447,573.58 | 2,235.20 |
| 711 A & M UNIVERSITY MAIN UNIVERSITY | | |
| 001 GENERAL REVENUE FUND | | |
| 001 SALARIES AND WAGES | 22,975,863.36 | 16,802.72 |
| 002 PROFESSIONAL SERVICES AND FEES | 104,801.99 | .00 |
| 008 WORKMENS COMPENSATION TRANSFER | 6,236.45 | .00 |
| 010 PRINTING AND OFFICE SUPPLIES | 54,923.24 | .00 |
| 011 GASOLINE OIL LUB WASH AND GREASE | 9,205.70 | .00 |
| 013 CLOTHING AND DRYGOODS FOR PERSONS | 650.01 | .00 |
| 014 FEED FOR ANIMALS SEED AND SMALL PLANTS | 26,526.24 | .00 |
| 015 DRUGS AND CHEMICALS FOR MEDICAL & LAB | 21,345.03 | .00 |

| | GROSS DISBURSEMENTS YEAR TO DATE | REFUND DISBURSEMENTS YEAR TO DATE |
|--|--|---|
| 11 EDUCATIONAL | | |
| 016 OTHER SUPPLIES AND MATERIALS | 278,891.50 | 4,497.27 |
| 020 POSTAGE | 2,035.63 | .00 |
| 021 UTILITIES TELEPHONE AND TELEGRAPH | 138,973.07 | .00 |
| 022 TRANSPORTATION OF THINGS | 4,325.57 | .00 |
| 023 REPAIRS TO BUILDINGS CONTRACT | 996.43 | .00 |
| 024 REPAIRS OTHER CONTRACT | 21,166.84 | .00 |
| 025 TRAVEL EXPENSE | 162,294.51 | 238.28 |
| 026 RENTS | 208,442.88 | .00 |
| 027 SURETY BOND PREMIUMS | 40.00 | .00 |
| 028 OTHER OPERATING EXPENSES | 265,361.89 | 69.50 |
| 060 EQUIPMENT AND FURNITURE INVENTORY | 390,918.53 | 1,274.00 |
| 062 LIBRARY BOOKS | 241,589.35 | .00 |
| 068 BLDG PURCHASED CONST & REMODELED | 47,893.48 | .00 |
| FUND TOTAL | 24,962,481.70 | 22,881.77 |
| 047 A & M UNIV AVAILABLE FUND | | |
| 001 SALARIES AND WAGES | 35,639.20 | .00 |
| 002 PROFESSIONAL SERVICES AND FEES | 4,296.24 | .00 |
| 010 PRINTING AND OFFICE SUPPLIES | 460.73 | .00 |
| 011 GASOLINE OIL LUB WASH AND GREASE | 2,148.14 | .00 |
| 013 CLOTHING AND DRYGOODS FOR PERSONS | 130.19 | .00 |
| 014 FEED FOR ANIMALS SEED AND SMALL PLANTS | 6,544.46 | .00 |
| 015 DRUGS AND CHEMICALS FOR MEDICAL & LAB | 12,605.07 | .00 |
| 016 OTHER SUPPLIES AND MATERIALS | 188,206.67 | 32.51 |
| 020 POSTAGE | 21.83 | .00 |
| 021 UTILITIES TELEPHONE AND TELEGRAPH | 12,008.45 | .00 |
| 022 TRANSPORTATION OF THINGS | 703.01 | .00 |
| 023 REPAIRS TO BUILDINGS CONTRACT | 4,150.00 | .00 |
| 024 REPAIRS OTHER CONTRACT | 2,417.30 | .00 |
| 025 TRAVEL EXPENSE | 23,259.69 | .00 |
| 026 RENTS | 15,078.01 | 526.94 |
| 028 OTHER OPERATING EXPENSES | 63,193.74 | .00 |
| 060 EQUIPMENT AND FURNITURE INVENTORY | 169,559.47 | 242.02 |
| 062 LIBRARY BOOKS | 20,842.45 | .00 |
| 067 LAND IMPROVEMENTS | 454.76 | .00 |
| 068 BLDG PURCHASED CONST & REMODELED | 6,947,667.19 | 125,469.33 |
| FUND TOTAL | 7,509,386.60 | 126,270.80 |
| 212 A & M MAIN UNIV INTEREST & SINKING FUND | | |
| 002 PROFESSIONAL SERVICES AND FEES | 398.91 | .00 |
| 242 A & M UNIV CURRENT FUND | | |
| 001 SALARIES AND WAGES | 135,232.93 | .00 |
| 002 PROFESSIONAL SERVICES AND FEES | 24,588.04 | .00 |
| 008 WORKMENS COMPENSATION TRANSFER | 73,652.73 | .00 |
| 010 PRINTING AND OFFICE SUPPLIES | 58,429.38 | .00 |
| 011 GASOLINE OIL LUB WASH AND GREASE | 11,839.46 | .00 |
| 013 CLOTHING AND DRYGOODS FOR PERSONS | 187.00 | .00 |
| 014 FEED FOR ANIMALS SEED AND SMALL PLANTS | 36,343.42 | .00 |
| 015 DRUGS AND CHEMICALS FOR MEDICAL & LAB | 48,492.54 | .00 |

| | GROSS DISBURSEMENTS YEAR TO DATE | REFUND DISBURSEMENTS YEAR TO DATE |
|--|--|---|
| 11 EDUCATIONAL | | |
| 016 OTHER SUPPLIES AND MATERIALS | 321,776.52 | 17,078.31 |
| 020 POSTAGE | 28,136.20 | .00 |
| 021 UTILITIES TELEPHONE AND TELEGRAPH | 788,168.62 | 1.47 |
| 022 TRANSPORTATION OF THINGS | 1,669.68 | .00 |
| 023 REPAIRS TO BUILDINGS CONTRACT | 12,804.59 | .00 |
| 024 REPAIRS OTHER CONTRACT | 11,390.27 | .00 |
| 025 TRAVEL EXPENSE | 55,842.62 | .00 |
| 026 RENTS | 229,517.64 | .00 |
| 028 OTHER OPERATING EXPENSES | 99,433.69 | 437.28 |
| 060 EQUIPMENT AND FURNITURE INVENTORY | 280,078.94 | 1,239.53 |
| 062 LIBRARY BOOKS | 132,413.11 | .00 |
| 068 BLDG PURCHASED CONST & REMODELED | 57,255.38 | .00 |
| FUND TOTAL | 2,407,252.76 | 18,756.59 |
| DEPT TOTAL | 34,879,519.97 | 167,909.16 |
| 712 ENGINEERING EXPERIMENT STATION & TRANSPR INST | | |
| 001 GENERAL REVENUE FUND | | |
| 001 SALARIES AND WAGES | 1,260,883.50 | 663.24 |
| 008 WORKMENS COMPENSATION TRANSFER | 4,049.97 | .00 |
| 016 OTHER SUPPLIES AND MATERIALS | 4,874.88 | .00 |
| 021 UTILITIES TELEPHONE AND TELEGRAPH | 6,231.90 | .00 |
| 025 TRAVEL EXPENSE | 11,025.64 | .00 |
| 026 RENTS | 242,141.58 | .00 |
| 028 OTHER OPERATING EXPENSES | 17,878.25 | .00 |
| 060 EQUIPMENT AND FURNITURE INVENTORY | 1,807.78 | .00 |
| 062 LIBRARY BOOKS | 3.00 | .00 |
| FUND TOTAL | 1,549,696.50 | 663.24 |
| 713 TARLETON COLLEGE | | |
| 001 GENERAL REVENUE FUND | | |
| 001 SALARIES AND WAGES | 2,001,385.32 | .00 |
| 002 PROFESSIONAL SERVICES AND FEES | 201.25 | .00 |
| 010 PRINTING AND OFFICE SUPPLIES | 11,813.44 | .00 |
| 011 GASOLINE OIL LUB WASH AND GREASE | 231.09 | .00 |
| 013 CLOTHING AND DRYGOODS FOR PERSONS | 14.66 | .00 |
| 014 FEED FOR ANIMALS SEED AND SMALL PLANTS | 29,983.97 | .00 |
| 015 DRUGS AND CHEMICALS FOR MEDICAL & LAB | 1,751.59 | .00 |
| 016 OTHER SUPPLIES AND MATERIALS | 35,799.72 | .00 |
| 021 UTILITIES TELEPHONE AND TELEGRAPH | 48,252.56 | .00 |
| 024 REPAIRS OTHER CONTRACT | 1,677.36 | .00 |
| 026 RENTS | 1,291.40 | .00 |
| 027 SURETY BOND PREMIUMS | 294.04 | .00 |
| 028 OTHER OPERATING EXPENSES | 24,109.67 | .00 |
| 060 EQUIPMENT AND FURNITURE INVENTORY | 18,381.10 | .00 |
| 062 LIBRARY BOOKS | 59,347.20 | .00 |
| 064 LIVESTOCK AND POULTRY | 4,571.42 | .00 |
| 068 BLDG PURCHASED CONST & REMODELED | 274,070.29 | .00 |
| FUND TOTAL | 2,513,176.08 | .00 |
| 243 TARLETON COLLEGE CURRENT FUND | | |
| 001 SALARIES AND WAGES | 133,560.88 | .00 |

| | GROSS DISBURSEMENTS YEAR TO DATE | REFUND DISBURSEMENTS YEAR TO DATE |
|--|--|---|
| 11 EDUCATIONAL | | |
| 002 PROFESSIONAL SERVICES AND FEES | 344.25 | .00 |
| 008 WORKMENS COMPENSATION TRANSFER | 7,803.84 | .00 |
| 010 PRINTING AND OFFICE SUPPLIES | 1,404.28 | .00 |
| 011 GASOLINE OIL LUB WASH AND GREASE | 2,085.06 | .00 |
| 014 FEED FOR ANIMALS SEED AND SMALL PLANTS | 36,476.71 | .00 |
| 015 DRUGS AND CHEMICALS FOR MEDICAL & LAB | 804.33 | .00 |
| 016 OTHER SUPPLIES AND MATERIALS | 49,299.79 | .00 |
| 020 POSTAGE | 6,364.41 | .00 |
| 021 UTILITIES TELEPHONE AND TELEGRAPH | 75,470.61 | .00 |
| 023 REPAIRS TO BUILDINGS CONTRACT | 2,952.99 | .00 |
| 024 REPAIRS OTHER CONTRACT | 2,270.95 | .00 |
| 025 TRAVEL EXPENSE | 17,521.59 | .00 |
| 026 RENTS | 1,796.15 | .00 |
| 028 OTHER OPERATING EXPENSES | 77,848.04 | .00 |
| 060 EQUIPMENT AND FURNITURE INVENTORY | 36,271.94 | .00 |
| 062 LIBRARY BOOKS | 56,951.63 | .00 |
| 064 LIVESTOCK AND POULTRY | 5,658.44 | .00 |
| 068 BLDG PURCHASED CONST & REMODELED | 33,795.60 | .00 |
| FUND TOTAL | 548,681.49 | .00 |
| DEPT TOTAL | 3,061,857.57 | .00 |
| 714 U OF T AT ARLINGTON | | |
| 001 GENERAL REVENUE FUND | | 9,960.21 |
| 001 SALARIES AND WAGES | 9,538,412.44 | .00 |
| 002 PROFESSIONAL SERVICES AND FEES | 2,618.00 | .00 |
| 010 PRINTING AND OFFICE SUPPLIES | 6,980.13 | .00 |
| 011 GASOLINE OIL LUB WASH AND GREASE | 647.97 | .00 |
| 014 FEED FOR ANIMALS SEED AND SMALL PLANTS | 744.95 | .00 |
| 015 DRUGS AND CHEMICALS FOR MEDICAL & LAB | 92.32 | .00 |
| 016 OTHER SUPPLIES AND MATERIALS | 75,542.63 | .00 |
| 020 POSTAGE | 2,815.00 | .00 |
| 021 UTILITIES TELEPHONE AND TELEGRAPH | 314,871.07 | .00 |
| 022 TRANSPORTATION OF THINGS | 919.39 | .00 |
| 023 REPAIRS TO BUILDINGS CONTRACT | 57.60 | .00 |
| 024 REPAIRS OTHER CONTRACT | 3,449.80 | .00 |
| 025 TRAVEL EXPENSE | 24,617.63 | .00 |
| 026 RENTS | 42,873.28 | .00 |
| 028 OTHER OPERATING EXPENSES | 106,847.44 | .00 |
| 060 EQUIPMENT AND FURNITURE INVENTORY | 58,189.19 | .00 |
| 061 OTHER EQUIPMENT AND FURNITURE | 189.00 | .00 |
| 062 LIBRARY BOOKS | 264,243.61 | .00 |
| FUND TOTAL | 10,444,111.45 | 9,960.21 |
| 195 UT AT ARLINGTON BUILDING FUND | | .00 |
| 068 BLDG PURCHASED CONST & REMODELED | 309.32 | .00 |
| 244 UT AT ARLINGTON CURRENT FUND | | |
| 001 SALARIES AND WAGES | 597,125.20 | 380.84 |
| 002 PROFESSIONAL SERVICES AND FEES | 3,228.00 | .00 |
| 008 WORKMENS COMPENSATION TRANSFER | 9,119.52 | .00 |

| | GROSS DISBURSEMENTS YEAR TO DATE | REFUND DISBURSEMENTS YEAR TO DATE |
|--|--|---|
| 11 EDUCATIONAL | | |
| 010 PRINTING AND OFFICE SUPPLIES | 7,906.79 | .00 |
| 011 GASOLINE OIL LUB WASH AND GREASE | 4,890.43 | .00 |
| 014 FEED FOR ANIMALS SEED AND SMALL PLANTS | 555.95 | .00 |
| 016 OTHER SUPPLIES AND MATERIALS | 180,774.53 | .00 |
| 020 POSTAGE | 3,664.95 | .00 |
| 021 UTILITIES TELEPHONE AND TELEGRAPH | 174,036.53 | .00 |
| 022 TRANSPORTATION OF THINGS | 2,014.94 | .00 |
| 023 REPAIRS TO BUILDINGS CONTRACT | 11,855.15 | .00 |
| 024 REPAIRS OTHER CONTRACT | 7,391.37 | .00 |
| 025 TRAVEL EXPENSE | 42,530.82 | .00 |
| 026 RENTS | 54,069.37 | .00 |
| 028 OTHER OPERATING EXPENSES | 211,758.26 | .00 |
| 060 EQUIPMENT AND FURNITURE INVENTORY | 286,909.28 | .00 |
| 062 LIBRARY BOOKS | 79,050.47 | .00 |
| 068 BLDG PURCHASED CONST & REMODELED | 114,749.54 | .00 |
| FUND TOTAL | 1,791,631.10 | 380.84 |
| DEPT TOTAL | 12,236,051.87 | 10,341.05 |
| 715 PRAIRIE VIEW A & M COLLEGE | | |
| 001 GENERAL REVENUE FUND | | |
| 001 SALARIES AND WAGES | 4,116,961.23 | 23.49 |
| 002 PROFESSIONAL SERVICES AND FEES | 2,558.45 | .00 |
| 008 WORKMENS COMPENSATION TRANSFER | 399.91 | .00 |
| 010 PRINTING AND OFFICE SUPPLIES | 7,807.91 | .00 |
| 011 GASOLINE OIL LUB WASH AND GREASE | 1,373.14 | .00 |
| 015 DRUGS AND CHEMICALS FOR MEDICAL & LAB | 153.05 | .00 |
| 016 OTHER SUPPLIES AND MATERIALS | 6,962.88 | .00 |
| 020 POSTAGE | 10,046.94 | .00 |
| 021 UTILITIES TELEPHONE AND TELEGRAPH | 153,504.78 | 600.63 |
| 022 TRANSPORTATION OF THINGS | 3,145.63 | .00 |
| 024 REPAIRS OTHER CONTRACT | 2,348.58 | .00 |
| 025 TRAVEL EXPENSE | 14,108.68 | .00 |
| 026 RENTS | 27,380.61 | .00 |
| 027 SURETY BOND PREMIUMS | 5.00 | .00 |
| 028 OTHER OPERATING EXPENSES | 24,184.68 | .00 |
| 060 EQUIPMENT AND FURNITURE INVENTORY | 87,657.47 | .00 |
| 062 LIBRARY BOOKS | 18,178.93 | .00 |
| 068 BLDG PURCHASED CONST & REMODELED | 473,338.63 | .00 |
| FUND TOTAL | 4,950,116.50 | 624.12 |
| 207 PRAIRIE VIEW A & M COLLEGE BUILDING FUND | | |
| 068 BLDG PURCHASED CONST & REMODELED | 258.21 | .00 |
| 245 PRAIRIE VIEW A & M COLLEGE CURRENT FUND | | |
| 001 SALARIES AND WAGES | 41,868.36 | .00 |
| 002 PROFESSIONAL SERVICES AND FEES | 4,395.49 | .00 |
| 008 WORKMENS COMPENSATION TRANSFER | 12,529.63 | .00 |
| 010 PRINTING AND OFFICE SUPPLIES | 45,039.33 | .00 |
| 011 GASOLINE OIL LUB WASH AND GREASE | 5,568.63 | .00 |
| 014 FEED FOR ANIMALS SEED AND SMALL PLANTS | 19,737.32 | .00 |

| | GROSS DISBURSEMENTS YEAR TO DATE | REFUND DISBURSEMENTS YEAR TO DATE |
|---|--|---|
| II EDUCATIONAL | | |
| 015 DRUGS AND CHEMICALS FOR MEDICAL & LAB | 143.38 | .00 |
| 016 OTHER SUPPLIES AND MATERIALS | 28,271.81 | .00 |
| 020 POSTAGE | 12,146.50 | .00 |
| 021 UTILITIES TELEPHONE AND TELEGRAPH | 25,687.75 | .00 |
| 022 TRANSPORTATION OF THINGS | 706.83 | .00 |
| 024 REPAIRS OTHER CONTRACT | 3,130.01 | .00 |
| 025 TRAVEL EXPENSE | 26,201.91 | .00 |
| 026 RENTS | 54,768.85 | .00 |
| 028 OTHER OPERATING EXPENSES | 74,421.26 | 885.22 |
| 060 EQUIPMENT AND FURNITURE INVENTORY | 29,860.41 | .00 |
| 062 LIBRARY BOOKS | 58,527.23 | .00 |
| 068 BLDG PURCHASED CONST & REMODELED | 18,241.99 | .00 |
| FUND TOTAL | 461,246.69 | 885.22 |
| DEPT TOTAL | 5,411,621.40 | 1,509.34 |
| 716 ENGINEERING EXTENSION SERVICE | | |
| 001 GENERAL REVENUE FUND | | |
| 001 SALARIES AND WAGES | 379,170.04 | .00 |
| 008 WORKMENS COMPENSATION TRANSFER | 1,342.67 | .00 |
| 016 OTHER SUPPLIES AND MATERIALS | 6,448.11 | .00 |
| 025 TRAVEL EXPENSE | 9,964.67 | .00 |
| 060 EQUIPMENT AND FURNITURE INVENTORY | 2,546.00 | .00 |
| 068 BLDG PURCHASED CONST & REMODELED | 15,600.00 | .00 |
| FUND TOTAL | 415,071.49 | .00 |
| 717 SOUTHERN UNIVERSITY | | |
| 001 GENERAL REVENUE FUND | | |
| 001 SALARIES AND WAGES | 4,008,121.76 | .00 |
| 002 PROFESSIONAL SERVICES AND FEES | 300.00 | .00 |
| 010 PRINTING AND OFFICE SUPPLIES | 221.94 | .00 |
| 011 GASOLINE OIL LUB WASH AND GREASE | 8,424.52 | .00 |
| 014 FEED FOR ANIMALS SEED AND SMALL PLANTS | 227.69 | .00 |
| 016 OTHER SUPPLIES AND MATERIALS | 65,466.64 | .00 |
| 020 POSTAGE | 1,652.10 | .00 |
| 021 UTILITIES TELEPHONE AND TELEGRAPH | 36,991.58 | .00 |
| 022 TRANSPORTATION OF THINGS | 701.48 | .00 |
| 023 REPAIRS TO BUILDINGS CONTRACT | 792.00 | .00 |
| 024 REPAIRS OTHER CONTRACT | 65.90 | .00 |
| 025 TRAVEL EXPENSE | 12,388.21 | .00 |
| 026 RENTS | 16,620.46 | .00 |
| 027 SURETY BOND PREMIUMS | 665.00 | .00 |
| 028 OTHER OPERATING EXPENSES | 99,465.73 | .00 |
| 060 EQUIPMENT AND FURNITURE INVENTORY | 20,174.55 | .00 |
| 062 LIBRARY BOOKS | 15,584.55 | .00 |
| FUND TOTAL | 4,287,864.11 | .00 |
| 247 TEXAS SOUTHERN UNIVERSITY CURRENT FUND | | |
| 001 SALARIES AND WAGES | 278,824.02 | .00 |
| 002 PROFESSIONAL SERVICES AND FEES | 1,691.06 | .00 |
| 010 PRINTING AND OFFICE SUPPLIES | 60.66 | .00 |

| | GROSS DISBURSEMENTS YEAR TO DATE | REFUND DISBURSEMENTS YEAR TO DATE |
|--|--|---|
| 11 EDUCATIONAL | | |
| 011 GASOLINE OIL LUB WASH AND GREASE | 8,428.10 | .00 |
| 014 FEED FOR ANIMALS SEED AND SMALL PLANTS | 503.32 | .00 |
| 016 OTHER SUPPLIES AND MATERIALS | 81,577.03 | .00 |
| 020 POSTAGE | 13,135.98 | .00 |
| 021 UTILITIES TELEPHONE AND TELEGRAPH | 253,596.04 | .00 |
| 022 TRANSPORTATION OF THINGS | 106.55 | .00 |
| 025 TRAVEL EXPENSE | 13,304.06 | .00 |
| 026 RENTS | 64,336.44 | .00 |
| 028 OTHER OPERATING EXPENSES | 89,010.79 | .00 |
| 060 EQUIPMENT AND FURNITURE INVENTORY | 16,911.78 | .00 |
| 062 LIBRARY BOOKS | 33,563.01 | .00 |
| 068 BLDG PURCHASED CONST & REMODELED | 17,865.90 | .00 |
| FUND TOTAL | 872,914.74 | .00 |
| DEPT TOTAL | 5,160,778.85 | .00 |
| 718 TEXAS MARITIME ACADEMY | | |
| 001 GENERAL REVENUE FUND | | |
| 001 SALARIES AND WAGES | 402,836.18 | 262.11 |
| 002 PROFESSIONAL SERVICES AND FEES | 750.00 | .00 |
| 008 WORKMENS COMPENSATION TRANSFER | 1,304.02 | .00 |
| 010 PRINTING AND OFFICE SUPPLIES | 5,607.66 | .00 |
| 011 GASOLINE OIL LUB WASH AND GREASE | 15,557.89 | .00 |
| 016 OTHER SUPPLIES AND MATERIALS | 13,814.64 | .00 |
| 020 POSTAGE | 1,555.60 | .00 |
| 021 UTILITIES TELEPHONE AND TELEGRAPH | 27,887.64 | .00 |
| 022 TRANSPORTATION OF THINGS | 210.00 | .00 |
| 024 REPAIRS OTHER CONTRACT | 994.46 | .00 |
| 025 TRAVEL EXPENSE | 2,934.46 | .00 |
| 026 RENTS | 1,443.74 | .00 |
| 027 SURETY BOND PREMIUMS | 10.67 | .00 |
| 028 OTHER OPERATING EXPENSES | 7,228.37 | .00 |
| 060 EQUIPMENT AND FURNITURE INVENTORY | 4,946.98 | .00 |
| 062 LIBRARY BOOKS | 2,022.13 | .00 |
| FUND TOTAL | 489,104.44 | 262.11 |
| 275 TEXAS MARITIME ACADEMY CURRENT FUND | | |
| 001 SALARIES AND WAGES | 4,185.28- | .00 |
| 008 WORKMENS COMPENSATION TRANSFER | 36.30 | .00 |
| 010 PRINTING AND OFFICE SUPPLIES | 85.14- | .00 |
| 011 GASOLINE OIL LUB WASH AND GREASE | 24,544.40 | .00 |
| 016 OTHER SUPPLIES AND MATERIALS | 761.62 | .00 |
| 020 POSTAGE | 114.56- | .00 |
| 021 UTILITIES TELEPHONE AND TELEGRAPH | 6,255.44 | .00 |
| 024 REPAIRS OTHER CONTRACT | 21,785.76 | .00 |
| 025 TRAVEL EXPENSE | 604.47 | .00 |
| 026 RENTS | 465.60 | .00 |
| 028 OTHER OPERATING EXPENSES | 5,133.42 | .00 |
| 060 EQUIPMENT AND FURNITURE INVENTORY | 1,445.40 | .00 |
| 062 LIBRARY BOOKS | 1,511.41 | 55.32 |

| | GROSS DISBURSEMENTS YEAR TO DATE | REFUND DISBURSEMENTS YEAR TO DATE |
|--|--|---|
| EDUCATIONAL | | |
| FUND TOTAL | 58,158.84 | 55.32 |
| DEPT TOTAL | 547,263.28 | 317.43 |
| 719 TEXAS STATE TECHNICAL INSTITUTE | | |
| 001 GENERAL REVENUE FUND | | |
| 001 SALARIES AND WAGES | 3,833,252.36 | 2,010.00 |
| 002 PROFESSIONAL SERVICES AND FEES | 9,875.00 | .00 |
| 010 PRINTING AND OFFICE SUPPLIES | 879.51 | 97.61 |
| 011 GASOLINE OIL LUB WASH AND GREASE | 1,962.85 | .00 |
| 013 CLOTHING AND DRYGOODS FOR PERSONS | 876.14 | .00 |
| 014 FEED FOR ANIMALS SEED AND SMALL PLANTS | 344.80 | .00 |
| 016 OTHER SUPPLIES AND MATERIALS | 222,304.12 | 292.49 |
| 020 POSTAGE | 56.00 | .00 |
| 021 UTILITIES TELEPHONE AND TELEGRAPH | 10,279.65 | 104.29 |
| 022 TRANSPORTATION OF THINGS | 1,112.51 | .00 |
| 023 REPAIRS TO BUILDINGS CONTRACT | 34,107.71 | .00 |
| 024 REPAIRS OTHER CONTRACT | 5,338.61 | .00 |
| 025 TRAVEL EXPENSE | 36,517.04 | 114.74 |
| 026 RENTS | 48,528.35 | .00 |
| 028 OTHER OPERATING EXPENSES | 35,893.04 | .00 |
| 060 EQUIPMENT AND FURNITURE INVENTORY | 295,564.66 | .00 |
| 062 LIBRARY BOOKS | 33,261.00 | .00 |
| FUND TOTAL | 4,570,153.35 | 2,619.13 |
| 237 TEXAS STATE TECHNICAL INSTITUTE FUND | | |
| 010 PRINTING AND OFFICE SUPPLIES | 752.66 | .00 |
| 011 GASOLINE OIL LUB WASH AND GREASE | 283.83 | .00 |
| 014 FEED FOR ANIMALS SEED AND SMALL PLANTS | 31.50 | .00 |
| 016 OTHER SUPPLIES AND MATERIALS | 18,066.64 | .00 |
| 021 UTILITIES TELEPHONE AND TELEGRAPH | 183,941.98 | .00 |
| 022 TRANSPORTATION OF THINGS | 17.50 | .00 |
| 023 REPAIRS TO BUILDINGS CONTRACT | 6,098.61 | .00 |
| 024 REPAIRS OTHER CONTRACT | 500.80 | .00 |
| 025 TRAVEL EXPENSE | 3,463.73 | .00 |
| 026 RENTS | 12,919.87 | .00 |
| 028 OTHER OPERATING EXPENSES | 1,869.27 | .00 |
| 060 EQUIPMENT AND FURNITURE INVENTORY | 71,409.64 | .00 |
| 068 BLDG PURCHASED CONST & REMODELED | 46,019.89 | .00 |
| FUND TOTAL | 345,375.92 | .00 |
| DEPT TOTAL | 4,915,529.27 | 2,619.13 |
| 721 UNIVERSITY OF TEXAS AT AUSTIN | | |
| 001 GENERAL REVENUE FUND | | |
| 001 SALARIES AND WAGES | 45,432,505.50 | .00 |
| 002 PROFESSIONAL SERVICES AND FEES | 41,336.61 | .00 |
| 008 WORKMENS COMPENSATION TRANSFER | 538.84 | .00 |
| 010 PRINTING AND OFFICE SUPPLIES | 2,636.22 | .00 |
| 011 GASOLINE OIL LUB WASH AND GREASE | 705.63 | .00 |
| 013 CLOTHING AND DRYGOODS FOR PERSONS | 50.88 | .00 |
| 014 FEED FOR ANIMALS SEED AND SMALL PLANTS | 1,541.37 | .00 |

| | GROSS DISBURSEMENTS YEAR TO DATE | REFUND DISBURSEMENTS YEAR TO DATE |
|---|--|---|
| 11 EDUCATIONAL | | |
| 015 DRUGS AND CHEMICALS FOR MEDICAL & LAB | 211.66 | .00 |
| 016 OTHER SUPPLIES AND MATERIALS | 112,578.35 | .00 |
| 020 POSTAGE | 2,758.58 | .00 |
| 021 UTILITIES TELEPHONE AND TELEGRAPH | 1,951,680.55 | .00 |
| 022 TRANSPORTATION OF THINGS | 1,982.13 | .00 |
| 024 REPAIRS OTHER CONTRACT | 12,447.85 | .00 |
| 025 TRAVEL EXPENSE | 59,431.63 | .00 |
| 026 RENTS | 37,011.28 | .00 |
| 028 OTHER OPERATING EXPENSES | 141,690.16 | .00 |
| 060 EQUIPMENT AND FURNITURE INVENTORY | 100,220.31 | .00 |
| 062 LIBRARY BOOKS | 1,041.77 | .00 |
| 067 LAND IMPROVEMENTS | 900.00 | .00 |
| 068 BLDG PURCHASED CONST & REMODELED | 459,423.29 | .00 |
| FUND TOTAL | 48,360,692.61 | .00 |
| 011 AVAILABLE UNIVERSITY FUND | | |
| 001 SALARIES AND WAGES | 2,084,365.11 | .00 |
| 002 PROFESSIONAL SERVICES AND FEES | 152,459.08 | .00 |
| 008 WORKMENS COMPENSATION TRANSFER | 182.49 | .00 |
| 010 PRINTING AND OFFICE SUPPLIES | 191,628.24 | .00 |
| 011 GASOLINE OIL LUB WASH AND GREASE | 38,066.71 | .00 |
| 013 CLOTHING AND DRYGOODS FOR PERSONS | 642.27 | .00 |
| 014 FEED FOR ANIMALS SEED AND SMALL PLANTS | 3,454.28 | .00 |
| 015 DRUGS AND CHEMICALS FOR MEDICAL & LAB | 2,879.06 | .00 |
| 016 OTHER SUPPLIES AND MATERIALS | 1,474,004.75 | .00 |
| 020 POSTAGE | 299,760.00 | .00 |
| 021 UTILITIES TELEPHONE AND TELEGRAPH | 481,930.38 | .00 |
| 022 TRANSPORTATION OF THINGS | 19,342.67 | .00 |
| 024 REPAIRS OTHER CONTRACT | 68,194.30 | .00 |
| 025 TRAVEL EXPENSE | 274,785.15 | 24.50 |
| 026 RENTS | 664,418.89 | .00 |
| 027 SURETY BOND PREMIUMS | 357.00 | .00 |
| 028 OTHER OPERATING EXPENSES | 1,031,234.19 | .00 |
| 060 EQUIPMENT AND FURNITURE INVENTORY | 2,141,803.32 | .00 |
| 062 LIBRARY BOOKS | 2,322,990.17 | .00 |
| 066 LAND PURCHASED | 62,965.00 | .00 |
| 067 LAND IMPROVEMENTS | 27,113.00 | .00 |
| 068 BLDG PURCHASED CONST & REMODELED | 413,174.93 | .00 |
| FUND TOTAL | 11,755,750.99 | 24.50 |
| 248 UNIV OF TEXAS AT AUSTIN CURRENT FUND | | |
| 001 SALARIES AND WAGES | 3,212,146.95 | .00 |
| 002 PROFESSIONAL SERVICES AND FEES | 41,817.62 | .00 |
| 008 WORKMENS COMPENSATION TRANSFER | 32,908.90 | .00 |
| 010 PRINTING AND OFFICE SUPPLIES | 37,681.27 | .00 |
| 011 GASOLINE OIL LUB WASH AND GREASE | 6,073.11 | .00 |
| 014 FEED FOR ANIMALS SEED AND SMALL PLANTS | 27.00 | .00 |
| 015 DRUGS AND CHEMICALS FOR MEDICAL & LAB | 217.24 | .00 |
| 016 OTHER SUPPLIES AND MATERIALS | 294,398.93 | .00 |

| | GROSS DISBURSEMENTS YEAR TO DATE | REFUND DISBURSEMENTS YEAR TO DATE |
|--|--|---|
| II EDUCATIONAL | | |
| 020 POSTAGE | 43,006.00 | .00 |
| 021 UTILITIES TELEPHONE AND TELEGRAPH | 19,058.42 | .00 |
| 022 TRANSPORTATION OF THINGS | 5,031.19 | .00 |
| 024 REPAIRS OTHER CONTRACT | 9,792.67 | .00 |
| 025 TRAVEL EXPENSE | 47,909.89 | .00 |
| 026 RENTS | 204,419.78 | .00 |
| 027 SURETY BOND PREMIUMS | 1,977.00 | .00 |
| 028 OTHER OPERATING EXPENSES | 142,639.63 | .00 |
| 060 EQUIPMENT AND FURNITURE INVENTORY | 168,249.19 | .00 |
| 062 LIBRARY BOOKS | 247,703.16 | .00 |
| 068 BLDG PURCHASED CONST & REMODELED | 18,756.77 | .00 |
| FUND TOTAL | 4,533,814.72 | .00 |
| DEPT TOTAL | 64,650,258.32 | 24.50 |
| 722 U OF T MEDICAL SCHOOL AT SAN ANTONIO | | |
| 001 GENERAL REVENUE FUND | | |
| 001 SALARIES AND WAGES | 5,209,131.19 | .00 |
| 002 PROFESSIONAL SERVICES AND FEES | 17,849.90 | .00 |
| 008 WORKMENS COMPENSATION TRANSFER | 3,242.05 | .00 |
| 010 PRINTING AND OFFICE SUPPLIES | 643.31 | .00 |
| 011 GASOLINE OIL LUB WASH AND GREASE | 1,338.01 | .00 |
| 013 CLOTHING AND DRYGOODS FOR PERSONS | 750.03 | .00 |
| 014 FEED FOR ANIMALS SEED AND SMALL PLANTS | 4,411.07 | .00 |
| 015 DRUGS AND CHEMICALS FOR MEDICAL & LAB | 22,011.79 | .00 |
| 016 OTHER SUPPLIES AND MATERIALS | 241,313.51 | .00 |
| 020 POSTAGE | 18,530.00 | .00 |
| 021 UTILITIES TELEPHONE AND TELEGRAPH | 426,085.74 | .00 |
| 022 TRANSPORTATION OF THINGS | 1,942.07 | .00 |
| 023 REPAIRS TO BUILDINGS CONTRACT | 1,090.00 | .00 |
| 024 REPAIRS OTHER CONTRACT | 2,926.86 | .00 |
| 025 TRAVEL EXPENSE | 33,242.47 | .00 |
| 026 RENTS | 40,192.13 | .00 |
| 027 SURETY BOND PREMIUMS | 24.50 | .00 |
| 028 OTHER OPERATING EXPENSES | 178,022.61 | .00 |
| 060 EQUIPMENT AND FURNITURE INVENTORY | 449,490.83 | .00 |
| 062 LIBRARY BOOKS | 126,887.77 | .00 |
| 067 LAND IMPROVEMENTS | 62,920.81 | .00 |
| 068 BLDG PURCHASED CONST & REMODELED | 193,937.71 | .00 |
| FUND TOTAL | 7,035,984.36 | .00 |
| 723 U OF T MEDICAL BRANCH AT GALVESTON | | |
| 001 GENERAL REVENUE FUND | | |
| 001 SALARIES AND WAGES | 17,322,356.87 | .00 |
| 026 RENTS | 1,294.13 | .00 |
| FUND TOTAL | 17,323,651.00 | .00 |
| 724 U OF T AT EL PASO | | |
| 001 GENERAL REVENUE FUND | | |
| 001 SALARIES AND WAGES | 7,741,590.52 | .00 |
| 028 OTHER OPERATING EXPENSES | 56.40 | .00 |

| | GROSS DISBURSEMENTS YEAR TO DATE | REFUND DISBURSEMENTS YEAR TO DATE |
|--|--|---|
| 11 EDUCATIONAL | | |
| 068 BLDG PURCHASED CONST. & REMODELED | 589,150.83 | .00 |
| FUND TOTAL | 8,330,797.75 | .00 |
| 250 UT AT EL PASO CURRENT FUND | | |
| 001 SALARIES AND WAGES | 149,846.93 | .00 |
| 002 PROFESSIONAL SERVICES AND FEES | 1,615.74 | .00 |
| 010 PRINTING AND OFFICE SUPPLIES | 76,851.95 | .00 |
| 011 GASOLINE OIL LUB WASH AND GREASE | 1,730.77 | .00 |
| 014 FEED FOR ANIMALS SEED AND SMALL PLANTS | 1,312.21 | .00 |
| 015 DRUGS AND CHEMICALS FOR MEDICAL & LAB | 3,350.37 | .00 |
| 016 OTHER SUPPLIES AND MATERIALS | 149,994.86 | .00 |
| 020 POSTAGE | 22,750.00 | .00 |
| 021 UTILITIES TELEPHONE AND TELEGRAPH | 502,825.45 | .00 |
| 022 TRANSPORTATION OF THINGS | 67.00 | .00 |
| 023 REPAIRS TO BUILDINGS CONTRACT | 3,469.40 | .00 |
| 024 REPAIRS OTHER CONTRACT | 2,910.10 | .00 |
| 025 TRAVEL EXPENSE | 85,650.99 | .00 |
| 026 RENTS | 192,574.85 | .00 |
| 028 OTHER OPERATING EXPENSES | 52,322.33 | .00 |
| 060 EQUIPMENT AND FURNITURE INVENTORY | 177,853.00 | .00 |
| 062 LIBRARY BOOKS | 187,214.42 | .00 |
| 068 BLDG PURCHASED CONST & REMODELED | 14,049.32 | .00 |
| FUND TOTAL | 1,626,389.69 | .00 |
| DEPT TOTAL | 9,957,187.44 | .00 |
| 725 U OF T SCHOOL OF PUBLIC HEALTH AT HOUSTON | | |
| 001 GENERAL REVENUE FUND | | |
| 001 SALARIES AND WAGES | 753,580.96 | .00 |
| 002 PROFESSIONAL SERVICES AND FEES | 4,974.54 | .00 |
| 010 PRINTING AND OFFICE SUPPLIES | 9,194.75 | .00 |
| 014 FEED FOR ANIMALS SEED AND SMALL PLANTS | 103.33 | .00 |
| 015 DRUGS AND CHEMICALS FOR MEDICAL & LAB | 1,358.01 | .00 |
| 016 OTHER SUPPLIES AND MATERIALS | 31,400.30 | .00 |
| 020 POSTAGE | 600.00 | .00 |
| 021 UTILITIES TELEPHONE AND TELEGRAPH | 26,022.37 | .00 |
| 024 REPAIRS OTHER CONTRACT | 1,339.52 | .00 |
| 026 RENTS | 98,959.58 | .00 |
| 028 OTHER OPERATING EXPENSES | 26,551.05 | .00 |
| 060 EQUIPMENT AND FURNITURE INVENTORY | 28,943.62 | .00 |
| 062 LIBRARY BOOKS | 2,876.63 | .00 |
| FUND TOTAL | 985,904.66 | .00 |
| 726 UNIV OF TEXAS POSTGRADUATE SCH OF MEDICINE | | |
| 001 GENERAL REVENUE FUND | | |
| 001 SALARIES AND WAGES | 525,499.60 | .00 |
| 002 PROFESSIONAL SERVICES AND FEES | 6,769.30 | .00 |
| 010 PRINTING AND OFFICE SUPPLIES | 4,244.08 | .00 |
| 015 DRUGS AND CHEMICALS FOR MEDICAL & LAB | 4,054.70 | .00 |
| 016 OTHER SUPPLIES AND MATERIALS | 26,990.37 | .00 |
| 020 POSTAGE | 5,450.00 | .00 |

| | GROSS DISBURSEMENTS YEAR TO DATE | REFUND DISBURSEMENTS YEAR TO DATE |
|--|--|---|
| EDUCATIONAL | | |
| 021 UTILITIES TELEPHONE AND TELEGRAPH | 11,948.51 | .00 |
| 024 REPAIRS OTHER CONTRACT | 1,407.62 | .00 |
| 026 RENTS | 66,362.90 | .00 |
| 028 OTHER OPERATING EXPENSES | 3,710.52 | .00 |
| 060 EQUIPMENT AND FURNITURE INVENTORY | 29,162.77 | .00 |
| 062 LIBRARY BOOKS | 1,199.62 | .00 |
| FUND TOTAL | 686,799.99 | .00 |
| 728 U OF T DENTAL SCHOOL AT HOUSTON | | |
| 001 GENERAL REVENUE FUND | | |
| 001 SALARIES AND WAGES | 3,711,328.40 | .00 |
| 008 WORKMENS COMPENSATION TRANSFER | 2,610.18 | .00 |
| 010 PRINTING AND OFFICE SUPPLIES | 210.48 | .00 |
| 011 GASOLINE OIL LUB WASH AND GREASE | 68.33 | .00 |
| 013 CLOTHING AND DRYGOODS FOR PERSONS | 1,433.46 | .00 |
| 014 FEED FOR ANIMALS SEED AND SMALL PLANTS | 4,823.45 | .00 |
| 015 DRUGS AND CHEMICALS FOR MEDICAL & LAB | 9,241.38 | .00 |
| 016 OTHER SUPPLIES AND MATERIALS | 208,588.71 | .00 |
| 021 UTILITIES TELEPHONE AND TELEGRAPH | 39,805.12 | .00 |
| 022 TRANSPORTATION OF THINGS | 156.60 | .00 |
| 024 REPAIRS OTHER CONTRACT | 7,064.06 | .00 |
| 026 RENTS | 6,568.14 | .00 |
| 028 OTHER OPERATING EXPENSES | 167,393.80 | .00 |
| 060 EQUIPMENT AND FURNITURE INVENTORY | 56,632.90 | .00 |
| 062 LIBRARY BOOKS | 4,898.50 | .00 |
| 068 BLDG PURCHASED CONST & REMODELED | 8,174.87 | .00 |
| FUND TOTAL | 4,228,998.38 | .00 |
| 729 TEXAS SOUTHWESTERN MEDICAL SCHOOL | | |
| 001 GENERAL REVENUE FUND | | |
| 001 SALARIES AND WAGES | 6,342,531.98 | .00 |
| 002 PROFESSIONAL SERVICES AND FEES | 1,977.34 | .00 |
| 008 WORKMENS COMPENSATION TRANSFER | 2,327.91 | .00 |
| 010 PRINTING AND OFFICE SUPPLIES | 31,245.72 | .00 |
| 011 GASOLINE OIL LUB WASH AND GREASE | 3,658.00 | .00 |
| 013 CLOTHING AND DRYGOODS FOR PERSONS | 416.72 | .00 |
| 015 DRUGS AND CHEMICALS FOR MEDICAL & LAB | 712.47 | .00 |
| 016 OTHER SUPPLIES AND MATERIALS | 130,149.00 | .00 |
| 020 POSTAGE | 38,000.00 | .00 |
| 021 UTILITIES TELEPHONE AND TELEGRAPH | 340,238.87 | .00 |
| 022 TRANSPORTATION OF THINGS | 1,172.17 | .00 |
| 023 REPAIRS TO BUILDINGS CONTRACT | 11,576.96 | .00 |
| 024 REPAIRS OTHER CONTRACT | 21,169.15 | .00 |
| 025 TRAVEL EXPENSE | 69.65 | .00 |
| 026 RENTS | 68,049.57 | .00 |
| 027 SURETY BOND PREMIUMS | 278.00 | .00 |
| 028 OTHER OPERATING EXPENSES | 200,991.04 | .00 |
| 060 EQUIPMENT AND FURNITURE INVENTORY | 144,830.05 | .00 |
| 062 LIBRARY BOOKS | 18,210.42 | .00 |

| | GROSS DISBURSEMENTS YEAR TO DATE | REFUND DISBURSEMENTS YEAR TO DATE |
|--|--|---|
| 11 EDUCATIONAL | | |
| 068 BLDG PURCHASED CONST & REMODELED | 37,877.00 | .00 |
| FUND TOTAL | 7,395,482.02 | .00 |
| 730 UNIVERSITY OF HOUSTON | | |
| 001 GENERAL REVENUE FUND | | |
| 001 SALARIES AND WAGES | 20,879,347.25 | .00 |
| 028 OTHER OPERATING EXPENSES | 92,513.01 | .00 |
| 060 EQUIPMENT AND FURNITURE INVENTORY | 119.96 | .00 |
| 062 LIBRARY BOOKS | 171,768.27 | .00 |
| FUND TOTAL | 21,143,748.49 | .00 |
| 225 UNIVERSITY OF HOUSTON CURRENT FUND | | |
| 001 SALARIES AND WAGES | 2,098,944.20 | .00 |
| 010 PRINTING AND OFFICE SUPPLIES | 128,290.48 | .00 |
| 011 GASOLINE OIL LUB WASH AND GREASE | 8,489.35 | .00 |
| 013 CLOTHING AND DRYGOODS FOR PERSONS | 1,633.24 | .00 |
| 014 FEED FOR ANIMALS SEED AND SMALL PLANTS | 1,760.43 | .00 |
| 015 DRUGS AND CHEMICALS FOR MEDICAL & LAB | 11,846.11 | .00 |
| 016 OTHER SUPPLIES AND MATERIALS | 506,491.35 | .00 |
| 020 POSTAGE | 61,500.00 | .00 |
| 021 UTILITIES TELEPHONE AND TELEGRAPH | 830,293.32 | .00 |
| 022 TRANSPORTATION OF THINGS | 4,008.73 | .00 |
| 024 REPAIRS OTHER CONTRACT | 10,358.23 | .00 |
| 026 RENTS | 236,251.35 | .00 |
| 028 OTHER OPERATING EXPENSES | 181,470.19 | .00 |
| 060 EQUIPMENT AND FURNITURE INVENTORY | 221,660.23 | .00 |
| 062 LIBRARY BOOKS | 87,963.68 | .00 |
| 067 LAND IMPROVEMENTS | 18,854.00 | .00 |
| 068 BLDG PURCHASED CONST & REMODELED | 12,444.00 | .00 |
| FUND TOTAL | 4,422,258.89 | .00 |
| DEPT TOTAL | 25,566,007.38 | .00 |
| 731 TEXAS WOMANS UNIVERSITY | | |
| 001 GENERAL REVENUE FUND | | |
| 001 SALARIES AND WAGES | 5,656,005.76 | .00 |
| 002 PROFESSIONAL SERVICES AND FEES | 2,000.00 | .00 |
| 010 PRINTING AND OFFICE SUPPLIES | 43,814.92 | .00 |
| 011 GASOLINE OIL LUB WASH AND GREASE | 6,840.93 | .00 |
| 013 CLOTHING AND DRYGOODS FOR PERSONS | 11.97 | .00 |
| 014 FEED FOR ANIMALS SEED AND SMALL PLANTS | 611.19 | .00 |
| 015 DRUGS AND CHEMICALS FOR MEDICAL & LAB | 332.32 | .00 |
| 016 OTHER SUPPLIES AND MATERIALS | 130,410.22 | .00 |
| 020 POSTAGE | 20,200.00 | .00 |
| 021 UTILITIES TELEPHONE AND TELEGRAPH | 335,703.82 | .00 |
| 024 REPAIRS OTHER CONTRACT | 14,276.37 | .00 |
| 025 TRAVEL EXPENSE | 38,763.62 | .00 |
| 026 RENTS | 56,876.14 | .00 |
| 028 OTHER OPERATING EXPENSES | 60,887.40 | .00 |
| 060 EQUIPMENT AND FURNITURE INVENTORY | 72,384.50 | .00 |
| 062 LIBRARY BOOKS | 4,428.38 | .00 |

| | GROSS DISBURSEMENTS YEAR TO DATE | REFUND DISBURSEMENTS YEAR TO DATE |
|--|--|---|
| 11 EDUCATIONAL | | |
| FUND TOTAL | 6,443,547.54 | .00 |
| 196 TEXAS WOMANS UNIVERSITY BUILDING FUND | | |
| 068 BLDG PURCHASED CONST & REMODELED | 585.99 | .00 |
| 253 TEXAS WOMANS UNIVERSITY CURRENT FUND | | |
| 001 SALARIES AND WAGES | 425,246.82 | .00 |
| 010 PRINTING AND OFFICE SUPPLIES | 413.88 | .00 |
| 011 GASOLINE OIL LUB WASH AND GREASE | 3,476.61 | .00 |
| 014 FEED FOR ANIMALS SEED AND SMALL PLANTS | 353.70 | .00 |
| 015 DRUGS AND CHEMICALS FOR MEDICAL & LAB | 14.21 | .00 |
| 016 OTHER SUPPLIES AND MATERIALS | 59,931.12 | .00 |
| 020 POSTAGE | 7,400.00 | .00 |
| 021 UTILITIES TELEPHONE AND TELEGRAPH | 154,175.94 | .00 |
| 023 REPAIRS TO BUILDINGS CONTRACT | 2,150.00 | .00 |
| 024 REPAIRS OTHER CONTRACT | 12,619.52 | .00 |
| 025 TRAVEL EXPENSE | 14,724.03 | .00 |
| 026 RENTS | 25,220.79 | .00 |
| 028 OTHER OPERATING EXPENSES | 49,145.53 | .00 |
| 060 EQUIPMENT AND FURNITURE INVENTORY | 65,057.20 | .00 |
| 062 LIBRARY BOOKS | 178,597.02 | .00 |
| FUND TOTAL | 998,926.37 | .00 |
| 306 TEX WOMANS UNIV ALLOC FUND 1958-67 | | |
| 068 BLDG PURCHASED CONST & REMODELED | 6,150.58 | .00 |
| DEPT TOTAL | 7,448,810.48 | .00 |
| 732 A & I UNIVERSITY | | |
| 001 GENERAL REVENUE FUND | | |
| 001 SALARIES AND WAGES | 5,877,562.54 | 745.77 |
| 002 PROFESSIONAL SERVICES AND FEES | 254.50 | .00 |
| 010 PRINTING AND OFFICE SUPPLIES | 23,530.06 | .00 |
| 011 GASOLINE OIL LUB WASH AND GREASE | 2,318.79 | .00 |
| 014 FEED FOR ANIMALS SEED AND SMALL PLANTS | 5,276.90 | .00 |
| 015 DRUGS AND CHEMICALS FOR MEDICAL & LAB | 670.86 | .00 |
| 016 OTHER SUPPLIES AND MATERIALS | 80,029.95 | .00 |
| 020 POSTAGE | 1,086.00 | .00 |
| 021 UTILITIES TELEPHONE AND TELEGRAPH | 212,237.15 | .00 |
| 022 TRANSPORTATION OF THINGS | 805.30 | .00 |
| 024 REPAIRS OTHER CONTRACT | 4,699.13 | .00 |
| 025 TRAVEL EXPENSE | 20,427.35 | .00 |
| 026 RENTS | 73,240.28 | .00 |
| 028 OTHER OPERATING EXPENSES | 28,819.84 | .00 |
| 060 EQUIPMENT AND FURNITURE INVENTORY | 53,275.77 | .00 |
| 062 LIBRARY BOOKS | 143,182.15 | .00 |
| 067 LAND IMPROVEMENTS | 360.00 | .00 |
| 068 BLDG PURCHASED CONST & REMODELED | 719.00 | .00 |
| FUND TOTAL | 6,528,495.57 | 745.77 |
| 154 TEXAS A & I SPECIAL MINERAL FUND | | |
| 023 REPAIRS TO BUILDINGS CONTRACT | 4,505.00 | .00 |
| 068 BLDG PURCHASED CONST & REMODELED | 1,300.00 | .00 |

| | GROSS DISBURSEMENTS YEAR TO DATE | REFUND DISBURSEMENTS YEAR TO DATE |
|--|--|---|
| 11 EDUCATIONAL | | |
| FUND TOTAL | 5,805.00 | .00 |
| 197 A & I UNIVERSITY BUILDING FUND | | |
| 068 BLDG PURCHASED CONST & REMODELED | 233.43 | .00 |
| 254 A & I UNIV CURRENT FUND | | |
| 001 SALARIES AND WAGES | 171,510.74 | .00 |
| 002 PROFESSIONAL SERVICES AND FEES | 2,897.00 | .00 |
| 010 PRINTING AND OFFICE SUPPLIES | 21,202.77 | .00 |
| 011 GASOLINE OIL LUB WASH AND GREASE | 5,013.09 | .00 |
| 014 FEED FOR ANIMALS SEED AND SMALL PLANTS | 9,000.95 | .00 |
| 015 DRUGS AND CHEMICALS FOR MEDICAL & LAB | 6,208.59 | .00 |
| 016 OTHER SUPPLIES AND MATERIALS | 187,322.74 | .00 |
| 020 POSTAGE | 25,755.00 | .00 |
| 021 UTILITIES TELEPHONE AND TELEGRAPH | 43,232.86 | .00 |
| 022 TRANSPORTATION OF THINGS | 1,868.78 | .00 |
| 023 REPAIRS TO BUILDINGS CONTRACT | 130.00 | .00 |
| 024 REPAIRS OTHER CONTRACT | 10,608.21 | .00 |
| 025 TRAVEL EXPENSE | 34,196.22 | .00 |
| 026 RENTS | 127,341.99 | .00 |
| 028 OTHER OPERATING EXPENSES | 57,260.81 | .00 |
| 060 EQUIPMENT AND FURNITURE INVENTORY | 156,623.76 | .00 |
| 062 LIBRARY BOOKS | 73,671.96 | .00 |
| 064 LIVESTOCK AND POULTRY | 385.00 | .00 |
| 067 LAND IMPROVEMENTS | 5,543.80 | .00 |
| 068 BLDG PURCHASED CONST & REMODELED | 2,253.60 | .00 |
| FUND TOTAL | 942,027.87 | .00 |
| 309 A & I UNIV ALLOCATION FUND 1958-67 | | |
| 068 BLDG PURCHASED CONST & REMODELED | 1,609.83 | .00 |
| DEPT TOTAL | 7,478,171.70 | 745.77 |
| 733 TEXAS TECHNOLOGICAL UNIV | | |
| 001 GENERAL REVENUE FUND | | |
| 001 SALARIES AND WAGES | 20,168,230.88 | 3,920.82 |
| 002 PROFESSIONAL SERVICES AND FEES | 31,548.90 | .00 |
| 008 WORKMENS COMPENSATION TRANSFER | 31,952.43 | .00 |
| 010 PRINTING AND OFFICE SUPPLIES | 5,556.12 | .00 |
| 011 GASOLINE OIL LUB WASH AND GREASE | 4,082.49 | .00 |
| 014 FEED FOR ANIMALS SEED AND SMALL PLANTS | 29,063.48 | .00 |
| 015 DRUGS AND CHEMICALS FOR MEDICAL & LAB | 14,311.90 | .00 |
| 016 OTHER SUPPLIES AND MATERIALS | 121,732.47 | .00 |
| 021 UTILITIES TELEPHONE AND TELEGRAPH | 1,364,835.08 | .00 |
| 022 TRANSPORTATION OF THINGS | 2,202.81 | .00 |
| 023 REPAIRS TO BUILDINGS CONTRACT | 10,973.93 | .00 |
| 024 REPAIRS OTHER CONTRACT | 6,274.97 | .00 |
| 025 TRAVEL EXPENSE | 77,537.08 | .00 |
| 026 RENTS | 32,848.00 | .00 |
| 028 OTHER OPERATING EXPENSES | 122,610.71 | .00 |
| 060 EQUIPMENT AND FURNITURE INVENTORY | 114,566.46 | .00 |
| 062 LIBRARY BOOKS | 172,159.23 | .00 |

| | GROSS DISBURSEMENTS YEAR TO DATE | REFUND DISBURSEMENTS YEAR TO DATE |
|--|--|---|
| 11 EDUCATIONAL | | |
| 067 LAND IMPROVEMENTS | 7,194.48 | .00 |
| 068 BLDG PURCHASED CONST & REMODELED | 133,392.40 | .00 |
| FUND TOTAL | 22,451,073.82 | 3,920.82 |
| 199 TEXAS TECH UNIV BLDG FUND | | |
| 068 BLDG PURCHASED CONST & REMODELED | 815.37 | .00 |
| 255 TEXAS TECHNOLOGICAL UNIV CURRENT FUND | | |
| 001 SALARIES AND WAGES | 448,468.14 | .00 |
| 002 PROFESSIONAL SERVICES AND FEES | 50,692.29 | .00 |
| 008 WORKMENS COMPENSATION TRANSFER | 3,609.83 | .00 |
| 010 PRINTING AND OFFICE SUPPLIES | 12,470.43 | .00 |
| 011 GASOLINE OIL LUB WASH AND GREASE | 19,135.40 | 309.13 |
| 014 FEED FOR ANIMALS SEED AND SMALL PLANTS | 33,717.33 | .00 |
| 015 DRUGS AND CHEMICALS FOR MEDICAL & LAB | 19,586.62 | .00 |
| 016 OTHER SUPPLIES AND MATERIALS | 698,203.79 | .00 |
| 021 UTILITIES TELEPHONE AND TELEGRAPH | 535,217.91 | .00 |
| 022 TRANSPORTATION OF THINGS | 7,279.14 | .00 |
| 023 REPAIRS TO BUILDINGS CONTRACT | 61,276.27 | .00 |
| 024 REPAIRS OTHER CONTRACT | 25,631.50 | .00 |
| 025 TRAVEL EXPENSE | 122,239.57 | .00 |
| 026 RENTS | 343,734.01 | .00 |
| 028 OTHER OPERATING EXPENSES | 305,020.94 | .00 |
| 060 EQUIPMENT AND FURNITURE INVENTORY | 349,148.60 | .00 |
| 062 LIBRARY BOOKS | 401,431.98 | .00 |
| 064 LIVESTOCK AND POULTRY | 1,275.00 | .00 |
| 067 LAND IMPROVEMENTS | 6,563.20 | .00 |
| 068 BLDG PURCHASED CONST & REMODELED | 39,297.36 | .00 |
| FUND TOTAL | 3,483,999.31 | 309.13 |
| 312 TEXAS TECH UNIV ALLOC FUND 1958-67 | | |
| 068 BLDG PURCHASED CONST & REMODELED | 5,214.95 | .00 |
| DEPT TOTAL | 25,941,103.45 | 4,229.95 |
| 734 LAMAR UNIVERSITY | | |
| 001 GENERAL REVENUE FUND | | |
| 001 SALARIES AND WAGES | 7,241,875.11 | .00 |
| 002 PROFESSIONAL SERVICES AND FEES | 2,072.55 | .00 |
| 016 OTHER SUPPLIES AND MATERIALS | 138.38 | .00 |
| 021 UTILITIES TELEPHONE AND TELEGRAPH | 286,907.89 | .00 |
| 028 OTHER OPERATING EXPENSES | 15,148.45 | .00 |
| 062 LIBRARY BOOKS | 202.01 | .00 |
| 068 BLDG PURCHASED CONST & REMODELED | 417,847.35 | .00 |
| FUND TOTAL | 7,964,191.74 | .00 |
| 256 LAMAR UNIVERSITY CURRENT FUND | | |
| 001 SALARIES AND WAGES | 354,369.75 | .00 |
| 002 PROFESSIONAL SERVICES AND FEES | 6,874.66 | .00 |
| 010 PRINTING AND OFFICE SUPPLIES | 17,557.46 | .00 |
| 011 GASOLINE OIL LUB WASH AND GREASE | 6,600.19 | .00 |
| 013 CLOTHING AND DRYGOODS FOR PERSONS | 168.64 | .00 |
| 014 FEED FOR ANIMALS SEED AND SMALL PLANTS | 707.98 | .00 |

| | GROSS DISBURSEMENTS YEAR TO DATE | REFUND DISBURSEMENTS YEAR TO DATE |
|--|--|---|
| 11 EDUCATIONAL | | |
| 015 DRUGS AND CHEMICALS FOR MEDICAL & LAB | 109.52 | .00 |
| 016 OTHER SUPPLIES AND MATERIALS | 266,600.03 | .00 |
| 020 POSTAGE | 25,530.00 | .00 |
| 021 UTILITIES TELEPHONE AND TELEGRAPH | 144,306.84 | .00 |
| 022 TRANSPORTATION OF THINGS | 7,169.93 | .00 |
| 024 REPAIRS OTHER CONTRACT | 29,023.42 | .00 |
| 025 TRAVEL EXPENSE | 48,390.30 | .00 |
| 026 RENTS | 76,495.91 | .00 |
| 028 OTHER OPERATING EXPENSES | 226,158.47 | .00 |
| 060 EQUIPMENT AND FURNITURE INVENTORY | 283,526.94 | .00 |
| 062 LIBRARY BOOKS | 165,216.82 | .00 |
| 067 LAND IMPROVEMENTS | 463.60 | .00 |
| 068 BLDG PURCHASED CONST & REMODELED | 302,270.38 | .00 |
| FUND TOTAL | 1,961,540.84 | .00 |
| DEPT TOTAL | 9,925,732.58 | .00 |
| 735 MIDWESTERN UNIVERSITY | | |
| 001 GENERAL REVENUE FUND | | |
| 001 SALARIES AND WAGES | 2,822,107.70 | .00 |
| 020 POSTAGE | 6,000.00 | .00 |
| 021 UTILITIES TELEPHONE AND TELEGRAPH | 34,000.00 | .00 |
| 026 RENTS | 383.00 | .00 |
| 028 OTHER OPERATING EXPENSES | 2,465.47 | .00 |
| 060 EQUIPMENT AND FURNITURE INVENTORY | 380.40 | .00 |
| 062 LIBRARY BOOKS | 3,769.63 | .00 |
| 068 BLDG PURCHASED CONST & REMODELED | 28,896.81 | .00 |
| FUND TOTAL | 2,898,003.01 | .00 |
| 264 MIDWESTERN UNIVERSITY CURRENT FUND | | |
| 001 SALARIES AND WAGES | 65,555.56 | .00 |
| 002 PROFESSIONAL SERVICES AND FEES | 1,290.00 | .00 |
| 010 PRINTING AND OFFICE SUPPLIES | 39,071.53 | .00 |
| 011 GASOLINE OIL LUB WASH AND GREASE | 3,635.75 | .00 |
| 013 CLOTHING AND DRYGOODS FOR PERSONS | 1,054.45 | .00 |
| 014 FEED FOR ANIMALS SEED AND SMALL PLANTS | 190.00 | .00 |
| 015 DRUGS AND CHEMICALS FOR MEDICAL & LAB | 167.61 | .00 |
| 016 OTHER SUPPLIES AND MATERIALS | 113,643.10 | .00 |
| 020 POSTAGE | 7,316.12 | .00 |
| 021 UTILITIES TELEPHONE AND TELEGRAPH | 156,052.01 | .00 |
| 022 TRANSPORTATION OF THINGS | 1,139.33 | .00 |
| 023 REPAIRS TO BUILDINGS CONTRACT | 355.84 | .00 |
| 024 REPAIRS OTHER CONTRACT | 5,566.19 | .00 |
| 025 TRAVEL EXPENSE | 32,982.77 | .00 |
| 026 RENTS | 10,398.81 | .00 |
| 028 OTHER OPERATING EXPENSES | 46,751.55 | .00 |
| 060 EQUIPMENT AND FURNITURE INVENTORY | 32,856.18 | .00 |
| 062 LIBRARY BOOKS | 77,225.05 | .00 |
| 068 BLDG PURCHASED CONST & REMODELED | 28,273.33 | .00 |
| FUND TOTAL | 623,525.18 | .00 |
| DEPT TOTAL | 3,521,528.19 | .00 |

| | GROSS DISBURSEMENTS YEAR TO DATE | REFUND DISBURSEMENTS YEAR TO DATE |
|--|--|---|
| 11 EDUCATIONAL | | |
| 736 PAN AMERICAN UNIVERSITY | | |
| 001 GENERAL REVENUE FUND | | |
| 001 SALARIES AND WAGES | 3,614,095.50 | .00 |
| 016 OTHER SUPPLIES AND MATERIALS | 6,199.06 | .00 |
| 021 UTILITIES TELEPHONE AND TELEGRAPH | 283,396.35 | .00 |
| 028 OTHER OPERATING EXPENSES | 186.00 | .00 |
| 060 EQUIPMENT AND FURNITURE INVENTORY | 687.40 | .00 |
| FUND TOTAL | 3,904,564.31 | .00 |
| 226 PAN AMERICAN UNIV CURRENT FUND | | |
| 001 SALARIES AND WAGES | 6,990.95 | .00 |
| 002 PROFESSIONAL SERVICES AND FEES | 17,974.00 | 150.00 |
| 010 PRINTING AND OFFICE SUPPLIES | 16.49 | .00 |
| 011 GASOLINE OIL LUB WASH AND GREASE | 3,762.17 | .00 |
| 013 CLOTHING AND DRYGOODS FOR PERSONS | 89.60 | .00 |
| 014 FEED FOR ANIMALS SEED AND SMALL PLANTS | 124.22 | .00 |
| 016 OTHER SUPPLIES AND MATERIALS | 142,647.99 | 776.94 |
| 020 POSTAGE | 10,531.86 | .00 |
| 021 UTILITIES TELEPHONE AND TELEGRAPH | 114,372.83 | .00 |
| 022 TRANSPORTATION OF THINGS | 1,054.39 | .00 |
| 024 REPAIRS OTHER CONTRACT | 2,448.34 | .00 |
| 025 TRAVEL EXPENSE | 42,923.47 | .00 |
| 026 RENTS | 74,361.45 | .00 |
| 027 SURETY BOND PREMIUMS | 588.00 | .00 |
| 028 OTHER OPERATING EXPENSES | 52,065.25 | .00 |
| 060 EQUIPMENT AND FURNITURE INVENTORY | 80,056.51 | .00 |
| 062 LIBRARY BOOKS | 121,639.31 | .00 |
| 068 BLDG PURCHASED CONST & REMODELED | 5,353.05 | .00 |
| FUND TOTAL | 676,999.88 | 926.94 |
| DEPT TOTAL | 4,581,564.19 | 926.94 |
| 737 ANGELO STATE UNIV | | |
| 001 GENERAL REVENUE FUND | | |
| 001 SALARIES AND WAGES | 2,617,902.50 | .00 |
| 010 PRINTING AND OFFICE SUPPLIES | 110.00 | .00 |
| 011 GASOLINE OIL LUB WASH AND GREASE | 32.22 | .00 |
| 016 OTHER SUPPLIES AND MATERIALS | 1,927.46 | .00 |
| 021 UTILITIES TELEPHONE AND TELEGRAPH | 43,273.16 | .00 |
| 024 REPAIRS OTHER CONTRACT | 244.62 | .00 |
| 025 TRAVEL EXPENSE | 79.74 | .00 |
| 026 RENTS | 629.85 | .00 |
| 028 OTHER OPERATING EXPENSES | 1,982.81 | .00 |
| 060 EQUIPMENT AND FURNITURE INVENTORY | 1,503.96 | .00 |
| 062 LIBRARY BOOKS | 18,082.74 | .00 |
| 068 BLDG PURCHASED CONST & REMODELED | 45,247.07 | .00 |
| FUND TOTAL | 2,731,016.13 | .00 |
| 227 ANGELO STATE UNIV CURRENT FUND | | |
| 001 SALARIES AND WAGES | 40,528.20 | .00 |
| 002 PROFESSIONAL SERVICES AND FEES | 460.00 | .00 |

| | GROSS DISBURSEMENTS YEAR TO DATE | REFUND DISBURSEMENTS YEAR TO DATE |
|---|--|---|
| 11 EDUCATIONAL | | |
| 010 PRINTING AND OFFICE SUPPLIES | 13,174.82 | .00 |
| 011 GASOLINE OIL LUB WASH AND GREASE | 6,487.92 | .00 |
| 014 FEED FOR ANIMALS SEED AND SMALL PLANTS | 10,303.31 | .00 |
| 015 DRUGS AND CHEMICALS FOR MEDICAL & LAB | 263.63 | .00 |
| 016 OTHER SUPPLIES AND MATERIALS | 116,218.03 | .00 |
| 020 POSTAGE | 8,470.00 | .00 |
| 021 UTILITIES TELEPHONE AND TELEGRAPH | 98,750.23 | .00 |
| 022 TRANSPORTATION OF THINGS | 1,199.73 | .00 |
| 023 REPAIRS TO BUILDINGS CONTRACT | 196.00 | .00 |
| 024 REPAIRS OTHER CONTRACT | 7,265.82 | .00 |
| 025 TRAVEL EXPENSE | 19,590.76 | .00 |
| 026 RENTS | 49,434.45 | .00 |
| 028 OTHER OPERATING EXPENSES | 35,025.52 | .00 |
| 060 EQUIPMENT AND FURNITURE INVENTORY | 59,384.67 | .00 |
| 062 LIBRARY BOOKS | 68,369.25 | .00 |
| 064 LIVESTOCK AND POULTRY | 350.00 | .00 |
| 068 BLDG PURCHASED CONST & REMODELED | 39,818.02 | .00 |
| FUND TOTAL | 575,290.36 | .00 |
| DEPT TOTAL | 3,306,306.49 | .00 |
| 738 UNIV OF TEXAS AT DALLAS | | |
| 001 GENERAL REVENUE FUND | | |
| 001 SALARIES AND WAGES | 1,618,766.67 | .00 |
| 002 PROFESSIONAL SERVICES AND FEES | 10,154.63 | .00 |
| 008 WORKMENS COMPENSATION TRANSFER | 2,479.71 | .00 |
| 025 TRAVEL EXPENSE | 144.49 | .00 |
| 028 OTHER OPERATING EXPENSES | 77,668.00 | .00 |
| 062 LIBRARY BOOKS | 40,786.50 | .00 |
| FUND TOTAL | 1,750,000.00 | .00 |
| 238 UT OF DALLAS CURRENT FUND | | |
| 025 TRAVEL EXPENSE | 79.50 | .00 |
| 028 OTHER OPERATING EXPENSES | 7,405.00 | .00 |
| FUND TOTAL | 7,484.50 | .00 |
| DEPT TOTAL | 1,757,484.50 | .00 |
| 739 TEXAS TECH UNIVER SCHOOL OF MEDICINE | | |
| 001 GENERAL REVENUE FUND | | |
| 001 SALARIES AND WAGES | 122,874.83 | .00 |
| 002 PROFESSIONAL SERVICES AND FEES | 141,405.54 | .00 |
| 010 PRINTING AND OFFICE SUPPLIES | 172.20 | 58.25 |
| 016 OTHER SUPPLIES AND MATERIALS | 2,907.27 | .00 |
| 020 POSTAGE | 2,842.47 | .00 |
| 021 UTILITIES TELEPHONE AND TELEGRAPH | 1.10 | .00 |
| 022 TRANSPORTATION OF THINGS | 1,982.68 | .00 |
| 025 TRAVEL EXPENSE | 15,015.86 | 105.00 |
| 026 RENTS | 2,492.61 | .00 |
| 028 OTHER OPERATING EXPENSES | 38,954.31 | .00 |
| 060 EQUIPMENT AND FURNITURE INVENTORY | 14,119.72 | .00 |
| 068 BLDG PURCHASED CONST & REMODELED | 613,877.23 | .00 |

| | GROSS DISBURSEMENTS YEAR TO DATE | REFUND DISBURSEMENTS YEAR TO DATE |
|--|--|---|
| 11, EDUCATIONAL | | |
| FUND TOTAL | 956,645.82 | 163.25 |
| 740 UT DENTAL BR AT SAN ANTONIO | | |
| 001 GENERAL REVENUE FUND | | |
| 001 SALARIES AND WAGES | 329,938.67 | .00 |
| 002 PROFESSIONAL SERVICES AND FEES | 275.00 | .00 |
| 008 WORKMENS COMPENSATION TRANSFER | 142.23 | .00 |
| 015 DRUGS AND CHEMICALS FOR MEDICAL & LAB | 237.95 | .00 |
| 016 OTHER SUPPLIES AND MATERIALS | 18,992.65 | .00 |
| 021 UTILITIES TELEPHONE AND TELEGRAPH | 39,871.13 | .00 |
| 022 TRANSPORTATION OF THINGS | 566.63 | .00 |
| 025 TRAVEL EXPENSE | 8,007.10 | .00 |
| 026 RENTS | 654.28 | .00 |
| 028 OTHER OPERATING EXPENSES | 53,404.19 | .00 |
| 060 EQUIPMENT AND FURNITURE INVENTORY | 37,495.95 | .00 |
| 068 BLDG PURCHASED CONST & REMODELED | 173,730.50 | .00 |
| FUND TOTAL | 663,316.28 | .00 |
| 741 UT MEDICAL SCHOOL AT HOUSTON | | |
| 001 GENERAL REVENUE FUND | | |
| 001 SALARIES AND WAGES | 412,455.87 | .00 |
| 002 PROFESSIONAL SERVICES AND FEES | 203,119.56 | .00 |
| 010 PRINTING AND OFFICE SUPPLIES | 4,737.68 | .00 |
| 016 OTHER SUPPLIES AND MATERIALS | 3,275.56 | .00 |
| 020 POSTAGE | 5,660.00 | .00 |
| 021 UTILITIES TELEPHONE AND TELEGRAPH | 15,932.21 | .00 |
| 022 TRANSPORTATION OF THINGS | 729.47 | .00 |
| 025 TRAVEL EXPENSE | 12,648.42 | .00 |
| 026 RENTS | 26,012.64 | .00 |
| 028 OTHER OPERATING EXPENSES | 207,172.56 | .00 |
| 060 EQUIPMENT AND FURNITURE INVENTORY | 89,254.23 | .00 |
| 062 LIBRARY BOOKS | 220.00 | .00 |
| FUND TOTAL | 981,218.20 | .00 |
| 751 EAST TEXAS STATE UNIV | | |
| 001 GENERAL REVENUE FUND | | |
| 001 SALARIES AND WAGES | 7,657,786.89 | 173.20 |
| 002 PROFESSIONAL SERVICES AND FEES | 12,312.96 | .00 |
| 010 PRINTING AND OFFICE SUPPLIES | 20,501.44 | .00 |
| 011 GASOLINE OIL LUB WASH AND GREASE | 123.77 | .00 |
| 014 FEED FOR ANIMALS SEED AND SMALL PLANTS | 895.70 | .00 |
| 015 DRUGS AND CHEMICALS FOR MEDICAL & LAB | 20.00 | .00 |
| 016 OTHER SUPPLIES AND MATERIALS | 139,258.49 | .00 |
| 020 POSTAGE | 35,126.06 | .00 |
| 021 UTILITIES TELEPHONE AND TELEGRAPH | 170,520.79 | .00 |
| 022 TRANSPORTATION OF THINGS | 844.14 | .00 |
| 023 REPAIRS TO BUILDINGS CONTRACT | 21,003.68 | .00 |
| 024 REPAIRS OTHER CONTRACT | 4,922.12 | .00 |
| 025 TRAVEL EXPENSE | 63,755.90 | .00 |
| 026 RENTS | 78,894.89 | .00 |

| | GROSS DISBURSEMENTS YEAR TO DATE | REFUND DISBURSEMENTS YEAR TO DATE |
|---|--|---|
| 11 EDUCATIONAL | | |
| 028 OTHER OPERATING EXPENSES | 99,119.86 | .00 |
| 060 EQUIPMENT AND FURNITURE INVENTORY | 119,174.73 | .00 |
| 062 LIBRARY BOOKS | 290,769.72 | .00 |
| 067 LAND IMPROVEMENTS | 31,299.17 | .00 |
| 068 BLDG PURCHASED CONST & REMODELED | 735,171.48 | .00 |
| FUND TOTAL | 9,481,501.79 | 173.20 |
| 200 EAST TEXAS UNIV BUILDING FUND | | |
| 068 BLDG PURCHASED CONST & REMODELED | 1,618.32 | .00 |
| 257 EAST TEXAS STATE UNIV CURRENT FUND | | |
| 001 SALARIES AND WAGES | 821,083.61 | 73.75 |
| 002 PROFESSIONAL SERVICES AND FEES | 7,387.27 | .00 |
| 010 PRINTING AND OFFICE SUPPLIES | 67,643.26 | .00 |
| 011 GASOLINE OIL LUB WASH AND GREASE | 11,864.30 | .00 |
| 013 CLOTHING AND DRYGOODS FOR PERSONS | 1,754.84 | .00 |
| 014 FEED FOR ANIMALS SEED AND SMALL PLANTS | 24,525.95 | .00 |
| 016 OTHER SUPPLIES AND MATERIALS | 111,455.64 | .00 |
| 020 POSTAGE | 18,072.00 | .00 |
| 021 UTILITIES TELEPHONE AND TELEGRAPH | 184,371.63 | .00 |
| 022 TRANSPORTATION OF THINGS | 332.25 | .00 |
| 023 REPAIRS TO BUILDINGS CONTRACT | 1,038.00 | .00 |
| 024 REPAIRS OTHER CONTRACT | 3,795.50 | .00 |
| 025 TRAVEL EXPENSE | 48,956.65 | .00 |
| 026 RENTS | 66,348.43 | .00 |
| 028 OTHER OPERATING EXPENSES | 29,713.56 | .00 |
| 060 EQUIPMENT AND FURNITURE INVENTORY | 148,162.27 | .00 |
| 062 LIBRARY BOOKS | 87,421.88 | .00 |
| 064 LIVESTOCK AND POULTRY | 395.00 | .00 |
| 068 BLDG PURCHASED CONST & REMODELED | 23,868.00 | .00 |
| FUND TOTAL | 1,658,190.04 | 73.75 |
| 323 EAST TEX STATE UNIV ALLOC FUND 1958-67 | | |
| 068 BLDG PURCHASED CONST & REMODELED | 8,014.04 | .00 |
| DEPT TOTAL | 11,149,324.19 | 246.95 |
| 752 NORTH TEXAS STATE UNIVERSITY | | |
| 001 GENERAL REVENUE FUND | | |
| 001 SALARIES AND WAGES | 14,743,142.02 | .00 |
| 002 PROFESSIONAL SERVICES AND FEES | 1,514.50 | .00 |
| 010 PRINTING AND OFFICE SUPPLIES | 7,138.44 | .00 |
| 011 GASOLINE OIL LUB WASH AND GREASE | 2,144.87 | .00 |
| 014 FEED FOR ANIMALS SEED AND SMALL PLANTS | 182.10 | .00 |
| 015 DRUGS AND CHEMICALS FOR MEDICAL & LAB | 873.79 | .00 |
| 016 OTHER SUPPLIES AND MATERIALS | 44,235.10 | .00 |
| 021 UTILITIES TELEPHONE AND TELEGRAPH | 151.62 | .00 |
| 022 TRANSPORTATION OF THINGS | 35.21 | .00 |
| 024 REPAIRS OTHER CONTRACT | 598.52 | .00 |
| 025 TRAVEL EXPENSE | 4,009.25 | .00 |
| 026 RENTS | 10,528.15 | .00 |
| 028 OTHER OPERATING EXPENSES | 8,633.11 | .00 |

| | GROSS DISBURSEMENTS YEAR TO DATE | REFUND DISBURSEMENTS YEAR TO DATE |
|---|--|---|
| 11 EDUCATIONAL | | |
| 060 EQUIPMENT AND FURNITURE INVENTORY | 60,065.17 | .00 |
| 062 LIBRARY BOOKS | 353,441.52 | .00 |
| 068 BLDG PURCHASED CONST & REMODELED | 220.00 | .00 |
| FUND TOTAL | 15,236,913.37 | .00 |
| 201 NORTH TEXAS STATE UNIVERSITY BUILDING FUND | | |
| 068 BLDG PURCHASED CONST & REMODELED | 615.63 | .00 |
| 258 NORTH TEXAS STATE UNIV CURRENT FUND | | |
| 001 SALARIES AND WAGES | 884,222.32 | .00 |
| 002 PROFESSIONAL SERVICES AND FEES | 15,686.41 | .00 |
| 010 PRINTING AND OFFICE SUPPLIES | 133,961.22 | .00 |
| 011 GASOLINE OIL LUB WASH AND GREASE | 8,279.37 | .00 |
| 013 CLOTHING AND DRYGOODS FOR PERSONS | 1,379.18 | .00 |
| 014 FEED FOR ANIMALS SEED AND SMALL PLANTS | 3,667.83 | .00 |
| 015 DRUGS AND CHEMICALS FOR MEDICAL & LAB | 7,611.28 | .00 |
| 016 OTHER SUPPLIES AND MATERIALS | 477,872.35 | .00 |
| 021 UTILITIES TELEPHONE AND TELEGRAPH | 406,889.69 | .00 |
| 022 TRANSPORTATION OF THINGS | 1,844.03 | .00 |
| 023 REPAIRS TO BUILDINGS CONTRACT | 5,265.88 | .00 |
| 024 REPAIRS OTHER CONTRACT | 23,670.06 | .00 |
| 025 TRAVEL EXPENSE | 107,163.00 | .00 |
| 026 RENTS | 296,805.36 | .00 |
| 027 SURETY BOND PREMIUMS | 6,846.00 | .00 |
| 028 OTHER OPERATING EXPENSES | 147,205.19 | .00 |
| 060 EQUIPMENT AND FURNITURE INVENTORY | 348,009.68 | .00 |
| 062 LIBRARY BOOKS | 59,582.83 | .00 |
| 067 LAND IMPROVEMENTS | 899.95 | .00 |
| 068 BLDG PURCHASED CONST & REMODELED | 93,588.46 | .00 |
| FUND TOTAL | 3,030,450.09 | .00 |
| 320 NORTH TEX STATE UNIV ALLOC FUND 1958-67 | | |
| 068 BLDG PURCHASED CONST & REMODELED | 21,027.76 | .00 |
| DEPT TOTAL | 18,289,006.85 | .00 |
| 753 SAM HOUSTON STATE UNIV | | |
| 001 GENERAL REVENUE FUND | | |
| 001 SALARIES AND WAGES | 7,176,741.96 | .00 |
| 002 PROFESSIONAL SERVICES AND FEES | 36.00 | .00 |
| 010 PRINTING AND OFFICE SUPPLIES | 8,911.42 | .00 |
| 011 GASOLINE OIL LUB WASH AND GREASE | 52.50 | .00 |
| 014 FEED FOR ANIMALS SEED AND SMALL PLANTS | 13,534.97 | .00 |
| 016 OTHER SUPPLIES AND MATERIALS | 15,615.58 | .00 |
| 021 UTILITIES TELEPHONE AND TELEGRAPH | 311,999.23 | .00 |
| 022 TRANSPORTATION OF THINGS | 48.36 | .00 |
| 023 REPAIRS TO BUILDINGS CONTRACT | 73.99 | .00 |
| 024 REPAIRS OTHER CONTRACT | 1,837.20 | .00 |
| 025 TRAVEL EXPENSE | 38,789.63 | .00 |
| 026 RENTS | 14,525.76 | .00 |
| 028 OTHER OPERATING EXPENSES | 24,741.55 | .00 |
| 060 EQUIPMENT AND FURNITURE INVENTORY | 10,543.10 | .00 |

| | GROSS DISBURSEMENTS YEAR TO DATE | REFUND DISBURSEMENTS YEAR TO DATE |
|--|--|---|
| 11 EDUCATIONAL | | |
| 062 LIBRARY BOOKS | 32,007.86 | .00 |
| 064 LIVESTOCK AND POULTRY | 2,725.00 | .00 |
| 067 LAND IMPROVEMENTS | 2,046.52 | .00 |
| 068 BLDG PURCHASED CONST & REMODELED | 304,674.96 | .00 |
| FUND TOTAL | 7,958,905.59 | .00 |
| 259 SAM HOUSTON UNIV CURRENT FUND | | |
| 001 SALARIES AND WAGES | 231,395.97 | .00 |
| 002 PROFESSIONAL SERVICES AND FEES | 19,857.95 | .00 |
| 010 PRINTING AND OFFICE SUPPLIES | 60,843.34 | .00 |
| 011 GASOLINE OIL LUB WASH AND GREASE | 5,908.28 | .00 |
| 014 FEED FOR ANIMALS SEED AND SMALL PLANTS | 10,410.22 | .00 |
| 015 DRUGS AND CHEMICALS FOR MEDICAL & LAB | 200.76 | .00 |
| 016 OTHER SUPPLIES AND MATERIALS | 201,977.17 | .00 |
| 021 UTILITIES TELEPHONE AND TELEGRAPH | 3,046.28 | .00 |
| 022 TRANSPORTATION OF THINGS | 1,079.63 | .00 |
| 023 REPAIRS TO BUILDINGS CONTRACT | 198.00 | .00 |
| 024 REPAIRS OTHER CONTRACT | 22,151.03 | .00 |
| 025 TRAVEL EXPENSE | 37,595.39 | .00 |
| 026 RENTS | 167,439.46 | .00 |
| 028 OTHER OPERATING EXPENSES | 46,970.76 | .00 |
| 060 EQUIPMENT AND FURNITURE INVENTORY | 121,012.20 | .00 |
| 062 LIBRARY BOOKS | 94,780.65 | .00 |
| 064 LIVESTOCK AND POULTRY | 7,255.00 | .00 |
| 067 LAND IMPROVEMENTS | 700.00 | .00 |
| 068 BLDG PURCHASED CONST & REMODELED | 186,079.99 | .00 |
| FUND TOTAL | 1,218,902.08 | .00 |
| DEPT TOTAL | 9,177,807.67 | .00 |
| 754 SOUTHWEST TEXAS STATE UNIV | | |
| 001 GENERAL REVENUE FUND | | |
| 001 SALARIES AND WAGES | 6,454,694.50 | .00 |
| 002 PROFESSIONAL SERVICES AND FEES | 1,975.90 | .00 |
| 010 PRINTING AND OFFICE SUPPLIES | 1,127.78 | .00 |
| 011 GASOLINE OIL LUB WASH AND GREASE | 31.15 | .00 |
| 013 CLOTHING AND DRYGOODS FOR PERSONS | 22.97 | .00 |
| 014 FEED FOR ANIMALS SEED AND SMALL PLANTS | 423.31 | .00 |
| 015 DRUGS AND CHEMICALS FOR MEDICAL & LAB | 504.45 | .00 |
| 016 OTHER SUPPLIES AND MATERIALS | 65,314.48 | 35.00 |
| 021 UTILITIES TELEPHONE AND TELEGRAPH | 270,470.98 | .00 |
| 024 REPAIRS OTHER CONTRACT | 1,899.44 | .00 |
| 025 TRAVEL EXPENSE | 36,152.13 | .00 |
| 026 RENTS | 31,127.56 | .00 |
| 028 OTHER OPERATING EXPENSES | 29,332.08 | .00 |
| 060 EQUIPMENT AND FURNITURE INVENTORY | 113,139.55 | .00 |
| 062 LIBRARY BOOKS | 164,568.42 | .00 |
| 068 BLDG PURCHASED CONST & REMODELED | 129,809.87 | .00 |
| FUND TOTAL | 7,300,594.57 | 35.00 |
| 203 SOUTHWEST TEXAS UNIV BUILDING FUND | | |
| 068 BLDG PURCHASED CONST & REMODELED | 331.31 | .00 |

| | GROSS DISBURSEMENTS YEAR TO DATE | REFUND DISBURSEMENTS YEAR TO DATE |
|---|--|---|
| 11 EDUCATIONAL | | |
| 260 SOUTHWEST TEXAS UNIV CURRENT FUND | | |
| 001 SALARIES AND WAGES | 525,711.96 | .00 |
| 002 PROFESSIONAL SERVICES AND FEES | 3,935.93 | .00 |
| 010 PRINTING AND OFFICE SUPPLIES | 32,169.01 | .00 |
| 011 GASOLINE OIL LUB WASH AND GREASE | 6,247.00 | .00 |
| 014 FEED FOR ANIMALS SEED AND SMALL PLANTS | 24,605.76 | .00 |
| 015 DRUGS AND CHEMICALS FOR MEDICAL & LAB | 347.44 | .00 |
| 016 OTHER SUPPLIES AND MATERIALS | 248,294.66 | 4.86 |
| 020 POSTAGE | 30,200.00 | .00 |
| 021 UTILITIES TELEPHONE AND TELEGRAPH | 93,820.77 | .00 |
| 022 TRANSPORTATION OF THINGS | 923.71 | .00 |
| 024 REPAIRS OTHER CONTRACT | 9,705.11 | .00 |
| 025 TRAVEL EXPENSE | 24,418.04 | .00 |
| 026 RENTS | 82,567.99 | .00 |
| 028 OTHER OPERATING EXPENSES | 73,066.20 | 6,096.75 |
| 060 EQUIPMENT AND FURNITURE INVENTORY | 103,254.22 | .00 |
| 062 LIBRARY BOOKS | 40,949.74 | .00 |
| 068 BLDG PURCHASED CONST & REMODELED | 289,768.26 | .00 |
| FUND TOTAL | 1,589,985.80 | 6,101.61 |
| 325 SOUTHWEST STATE UNIV ALLOC FUND 1958-67 | | |
| 068 BLDG PURCHASED CONST & REMODELED | 1,393.59 | .00 |
| DEPT TOTAL | 8,892,305.27 | 6,136.61 |
| 755 S F AUSTIN STATE UNIV | | |
| 001 GENERAL REVENUE FUND | | |
| 001 SALARIES AND WAGES | 7,021,680.12 | 1,694.44 |
| 010 PRINTING AND OFFICE SUPPLIES | 1,346.17 | .00 |
| 011 GASOLINE OIL LUB WASH AND GREASE | 15.00 | .00 |
| 014 FEED FOR ANIMALS SEED AND SMALL PLANTS | 12.00 | .00 |
| 016 OTHER SUPPLIES AND MATERIALS | 13,903.06 | .00 |
| 021 UTILITIES TELEPHONE AND TELEGRAPH | 1,307.05 | .00 |
| 024 REPAIRS OTHER CONTRACT | 620.34 | .00 |
| 025 TRAVEL EXPENSE | 2,517.14 | .00 |
| 026 RENTS | 1,175.81 | .00 |
| 028 OTHER OPERATING EXPENSES | 13,184.80 | .00 |
| 060 EQUIPMENT AND FURNITURE INVENTORY | 11,715.90 | .00 |
| 062 LIBRARY BOOKS | 205,874.63 | .00 |
| 068 BLDG PURCHASED CONST & REMODELED | 179,375.75 | .00 |
| FUND TOTAL | 7,452,727.77 | 1,694.44 |
| 261 STEPHEN F AUSTIN UNIV CURRENT FUND | | |
| 002 PROFESSIONAL SERVICES AND FEES | 595.90 | .00 |
| 010 PRINTING AND OFFICE SUPPLIES | 64,049.57 | .00 |
| 011 GASOLINE OIL LUB WASH AND GREASE | 7,360.97 | .00 |
| 014 FEED FOR ANIMALS SEED AND SMALL PLANTS | 22,067.34 | .00 |
| 015 DRUGS AND CHEMICALS FOR MEDICAL & LAB | 4.00 | .00 |
| 016 OTHER SUPPLIES AND MATERIALS | 307,779.10 | .00 |
| 021 UTILITIES TELEPHONE AND TELEGRAPH | 452,760.69 | .00 |
| 022 TRANSPORTATION OF THINGS | 1,491.59 | .00 |

| | GROSS DISBURSEMENTS YEAR TO DATE | REFUND DISBURSEMENTS YEAR TO DATE |
|--|--|---|
| 11 EDUCATIONAL | | |
| 024 REPAIRS OTHER CONTRACT | 8,778.10 | .00 |
| 025 TRAVEL EXPENSE | 46,519.40 | .00 |
| 026 RENTS | 108,167.56 | .00 |
| 028 OTHER OPERATING EXPENSES | 61,155.03 | .00 |
| 060 EQUIPMENT AND FURNITURE INVENTORY | 188,925.09 | .00 |
| 062 LIBRARY BOOKS | 18,014.89 | .00 |
| 068 BLDG PURCHASED CONST & REMODELED | 55,835.80 | .00 |
| FUND TOTAL | 1,343,505.03 | .00 |
| DEPT TOTAL | 8,796,232.80 | 1,694.44 |
| 756 SUL ROSS STATE UNIV | | |
| 001 GENERAL REVENUE FUND | | |
| 001 SALARIES AND WAGES | 1,979,783.27 | .00 |
| 002 PROFESSIONAL SERVICES AND FEES | 200.00 | .00 |
| 010 PRINTING AND OFFICE SUPPLIES | 626.30 | .00 |
| 014 FEED FOR ANIMALS SEED AND SMALL PLANTS | 146.55 | .00 |
| 015 DRUGS AND CHEMICALS FOR MEDICAL & LAB | 91.35 | .00 |
| 016 OTHER SUPPLIES AND MATERIALS | 59,835.79 | .00 |
| 021 UTILITIES TELEPHONE AND TELEGRAPH | 127,996.64 | .00 |
| 022 TRANSPORTATION OF THINGS | 373.76 | .00 |
| 023 REPAIRS TO BUILDINGS CONTRACT | 296.00 | .00 |
| 024 REPAIRS OTHER CONTRACT | 742.51 | .00 |
| 025 TRAVEL EXPENSE | 11,060.44 | .00 |
| 026 RENTS | 2,074.23 | .00 |
| 028 OTHER OPERATING EXPENSES | 19,558.85 | .00 |
| 060 EQUIPMENT AND FURNITURE INVENTORY | 21,563.87 | .00 |
| 062 LIBRARY BOOKS | 6,910.09 | .00 |
| 067 LAND IMPROVEMENTS | 1,919.41 | .00 |
| 068 BLDG PURCHASED CONST & REMODELED | 202,501.52 | .00 |
| FUND TOTAL | 2,435,680.58 | .00 |
| 262 SUL ROSS UNIV CURRENT FUND | | |
| 001 SALARIES AND WAGES | 8,214.89 | .00 |
| 010 PRINTING AND OFFICE SUPPLIES | 31,438.56 | .00 |
| 011 GASOLINE OIL LUB WASH AND GREASE | 14,407.89 | .00 |
| 013 CLOTHING AND DRYGOODS FOR PERSONS | 377.73 | .00 |
| 014 FEED FOR ANIMALS SEED AND SMALL PLANTS | 12,603.05 | .00 |
| 015 DRUGS AND CHEMICALS FOR MEDICAL & LAB | 14.00 | .00 |
| 016 OTHER SUPPLIES AND MATERIALS | 78,001.19 | .00 |
| 020 POSTAGE | 10,434.63 | .00 |
| 021 UTILITIES TELEPHONE AND TELEGRAPH | 46,967.71 | .00 |
| 022 TRANSPORTATION OF THINGS | 424.18 | .00 |
| 023 REPAIRS TO BUILDINGS CONTRACT | 4,603.10 | .00 |
| 024 REPAIRS OTHER CONTRACT | 8,170.83 | .00 |
| 025 TRAVEL EXPENSE | 5,390.37 | .00 |
| 026 RENTS | 6,398.81 | .00 |
| 028 OTHER OPERATING EXPENSES | 67,503.86 | .00 |
| 060 EQUIPMENT AND FURNITURE INVENTORY | 29,913.00 | .00 |
| 062 LIBRARY BOOKS | 45,526.69 | .00 |

| | GROSS DISBURSEMENTS YEAR TO DATE | REFUND DISBURSEMENTS YEAR TO DATE |
|---|--|---|
| 11 EDUCATIONAL | | |
| 064 LIVESTOCK AND POULTRY | 150.00 | .00 |
| 067 LAND IMPROVEMENTS | 2,057.22 | .00 |
| 068 BLDG PURCHASED CONST & REMODELED | 73,746.95 | .00 |
| FUND TOTAL | 446,344.66 | .00 |
| DEPT TOTAL | 2,882,025.24 | .00 |
| 757 WEST TEXAS STATE UNIVERSITY | | |
| 001 GENERAL REVENUE FUND | | |
| 001 SALARIES AND WAGES | 5,383,835.60 | .00 |
| 002 PROFESSIONAL SERVICES AND FEES | 2,601.50 | .00 |
| 010 PRINTING AND OFFICE SUPPLIES | 15,495.40 | .00 |
| 011 GASOLINE OIL LUB WASH AND GREASE | 3,856.87 | .00 |
| 014 FEED FOR ANIMALS SEED AND SMALL PLANTS | 15,995.26 | .00 |
| 015 DRUGS AND CHEMICALS FOR MEDICAL & LAB | 1,173.44 | .00 |
| 016 OTHER SUPPLIES AND MATERIALS | 59,869.70 | .00 |
| 020 POSTAGE | 6,693.36 | .00 |
| 021 UTILITIES TELEPHONE AND TELEGRAPH | 99,087.19 | .00 |
| 022 TRANSPORTATION OF THINGS | 847.33 | .00 |
| 024 REPAIRS OTHER CONTRACT | 12,321.51 | .00 |
| 025 TRAVEL EXPENSE | 24,819.48 | .00 |
| 026 RENTS | 39,952.27 | .00 |
| 028 OTHER OPERATING EXPENSES | 38,459.71 | .00 |
| 060 EQUIPMENT AND FURNITURE INVENTORY | 33,724.17 | .00 |
| 062 LIBRARY BOOKS | 68,796.21 | .00 |
| 068 BLDG PURCHASED CONST & REMODELED | 60,387.92 | .00 |
| FUND TOTAL | 5,867,916.92 | .00 |
| 206 WEST TEXAS STATE UNIVERSITY BUILDING FUND | | |
| 068 BLDG PURCHASED CONST & REMODELED | 268.74 | .00 |
| 263 WEST TEXAS STATE UNIV CURRENT FUND | | |
| 001 SALARIES AND WAGES | 253,182.66 | .00 |
| 002 PROFESSIONAL SERVICES AND FEES | 924.20 | .00 |
| 010 PRINTING AND OFFICE SUPPLIES | 1,390.73 | .00 |
| 011 GASOLINE OIL LUB WASH AND GREASE | 6,050.69 | .00 |
| 014 FEED FOR ANIMALS SEED AND SMALL PLANTS | 47,815.31 | .00 |
| 015 DRUGS AND CHEMICALS FOR MEDICAL & LAB | 4,079.16 | .00 |
| 016 OTHER SUPPLIES AND MATERIALS | 164,213.42 | .00 |
| 020 POSTAGE | 18,354.53 | .00 |
| 021 UTILITIES TELEPHONE AND TELEGRAPH | 316,135.89 | .00 |
| 022 TRANSPORTATION OF THINGS | 1,145.25 | .00 |
| 024 REPAIRS OTHER CONTRACT | 6,907.52 | .00 |
| 025 TRAVEL EXPENSE | 27,606.67 | .00 |
| 026 RENTS | 172,708.69 | .00 |
| 027 SURETY BOND PREMIUMS | 2,002.00 | .00 |
| 028 OTHER OPERATING EXPENSES | 74,598.67 | .00 |
| 060 EQUIPMENT AND FURNITURE INVENTORY | 175,986.83 | .00 |
| 062 LIBRARY BOOKS | 97,437.78 | .00 |
| 064 LIVESTOCK AND POULTRY | 39,662.29 | .00 |
| 067 LAND IMPROVEMENTS | 10,620.27 | .00 |

| | GROSS DISBURSEMENTS YEAR TO DATE | REFUND DISBURSEMENTS YEAR TO DATE |
|--|--|---|
| 11 EDUCATIONAL | | |
| 068 BLDG PURCHASED CONST & REMODELED | 1,970.13 | .00 |
| FUND TOTAL | 1,422,792.69 | .00 |
| 328 WEST TEX STATE UNIV ALLOC FUND 1958-67 | | |
| 068 BLDG PURCHASED CONST & REMODELED | 1,367.24 | .00 |
| DEPT TOTAL | 7,292,345.59 | .00 |
| 758 BOARD OF REGENTS STATE SENIOR COLLEGES | | |
| 001 GENERAL REVENUE FUND | | |
| 001 SALARIES AND WAGES | 31,141.55 | .00 |
| 010 PRINTING AND OFFICE SUPPLIES | 1,122.23 | .00 |
| 016 OTHER SUPPLIES AND MATERIALS | 259.10 | .00 |
| 020 POSTAGE | 640.00 | .00 |
| 025 TRAVEL EXPENSE | 5,094.91 | .00 |
| 026 RENTS | 743.80 | .00 |
| 028 OTHER OPERATING EXPENSES | 295.50 | .00 |
| 060 EQUIPMENT AND FURNITURE INVENTORY | 418.50 | .00 |
| FUND TOTAL | 39,715.59 | .00 |
| 781 COORDINATING BOARD COLLEGE & UNIV SYSTEM | | |
| 001 GENERAL REVENUE FUND | | |
| 001 SALARIES AND WAGES | 484,600.40 | .00 |
| 002 PROFESSIONAL SERVICES AND FEES | 2,240.00 | .00 |
| 010 PRINTING AND OFFICE SUPPLIES | 32,316.58 | .00 |
| 016 OTHER SUPPLIES AND MATERIALS | 1,582.90 | .00 |
| 020 POSTAGE | 15,556.00 | 86.40 |
| 021 UTILITIES TELEPHONE AND TELEGRAPH | 8.40 | .00 |
| 022 TRANSPORTATION OF THINGS | 670.89 | .00 |
| 024 REPAIRS OTHER CONTRACT | 20.25 | .00 |
| 025 TRAVEL EXPENSE | 33,346.00 | .00 |
| 026 RENTS | 135,101.43 | .00 |
| 028 OTHER OPERATING EXPENSES | 225,833.03 | .00 |
| 042 GRANTS JUNIOR COLLEGES | 39,152,079.00 | .00 |
| 043 GRANTS SENIOR COLLEGES & UNIVERSITIES | 38,688.84 | .00 |
| 044 GRANTS-IN-AID VARIOUS | 43,000.00 | .00 |
| 060 EQUIPMENT AND FURNITURE INVENTORY | 18,669.32 | .00 |
| FUND TOTAL | 40,183,713.04 | 86.40 |
| 219 FEDERAL HIGHER EDUCATION FUND | | |
| 001 SALARIES AND WAGES | 51,481.98 | .00 |
| 002 PROFESSIONAL SERVICES AND FEES | 1,868.00 | .00 |
| 010 PRINTING AND OFFICE SUPPLIES | 1,209.51 | .00 |
| 016 OTHER SUPPLIES AND MATERIALS | 9.24 | .00 |
| 020 POSTAGE | 500.00 | .00 |
| 025 TRAVEL EXPENSE | 7,049.60 | .00 |
| 026 RENTS | 45.00 | .00 |
| 028 OTHER OPERATING EXPENSES | 237,875.19 | .00 |
| 042 GRANTS JUNIOR COLLEGES | 21,172.00 | .00 |
| 043 GRANTS SENIOR COLLEGES & UNIVERSITIES | 11,176.60 | .00 |
| 060 EQUIPMENT AND FURNITURE INVENTORY | 1,382.03 | .00 |
| FUND TOTAL | 333,769.15 | .00 |
| DEPT TOTAL | 40,517,482.19 | 86.40 |

| | GROSS DISBURSEMENTS YEAR TO DATE | REFUND DISBURSEMENTS YEAR TO DATE |
|---|--|---|
| 11 EDUCATIONAL | | |
| 782 WESTERN INFORMATION NETWORK ASSOCIATION | | |
| 001 GENERAL REVENUE FUND | | |
| 001 SALARIES AND WAGES | 27,807.13 | .00 |
| 002 PROFESSIONAL SERVICES AND FEES | 1,645.60 | .00 |
| 010 PRINTING AND OFFICE SUPPLIES | 23.39 | .00 |
| 016 OTHER SUPPLIES AND MATERIALS | 263.80 | .00 |
| 020 POSTAGE | 696.32 | .00 |
| 021 UTILITIES TELEPHONE AND TELEGRAPH | 1,459.80 | .00 |
| 022 TRANSPORTATION OF THINGS | 15.60 | .00 |
| 025 TRAVEL EXPENSE | 1,736.89 | .00 |
| 028 OTHER OPERATING EXPENSES | 13,099.43 | .00 |
| 060 EQUIPMENT AND FURNITURE INVENTORY | 1,548.33 | .00 |
| FUND TOTAL | 48,296.29 | .00 |
| FUNCTION TOTAL | 1,476,446,107.25 | 1,453,510.37 |
| 12 PARKS & MONUMENTS | | |
| 802 PARKS AND WILD LIFE DEPARTMENT | | |
| 001 GENERAL REVENUE FUND | | |
| 001 SALARIES AND WAGES | 2,787,839.92 | .00 |
| 002 PROFESSIONAL SERVICES AND FEES | 180,332.31 | .00 |
| 011 GASOLINE OIL LUB WASH AND GREASE | 2,116.91 | .00 |
| 013 CLOTHING AND DRYGOODS FOR PERSONS | 43.98 | .00 |
| 016 OTHER SUPPLIES AND MATERIALS | 95,754.88 | .00 |
| 020 POSTAGE | 39.60 | .00 |
| 021 UTILITIES TELEPHONE AND TELEGRAPH | 189,846.24 | 74.94 |
| 022 TRANSPORTATION OF THINGS | 639.41 | .00 |
| 023 REPAIRS TO BUILDINGS CONTRACT | 26,841.46 | .00 |
| 024 REPAIRS OTHER CONTRACT | 44,716.45 | .00 |
| 025 TRAVEL EXPENSE | 95,130.56 | 47.90 |
| 026 RENTS | 1,069.23 | .00 |
| 028 OTHER OPERATING EXPENSES | 226,084.85 | .00 |
| 060 EQUIPMENT AND FURNITURE INVENTORY | 9,125.02 | .00 |
| 066 LAND PURCHASED | 3,900.00 | .00 |
| 067 LAND IMPROVEMENTS | 290,034.55 | .00 |
| 068 BLDG PURCHASED CONST & REMODELED | 201,719.23 | .00 |
| FUND TOTAL | 4,155,234.60 | 122.84 |
| 009 SPECIAL GAME & FISH FUND | | |
| 001 SALARIES AND WAGES | 6,204,520.34 | .00 |
| 002 PROFESSIONAL SERVICES AND FEES | 251.00 | .00 |
| 010 PRINTING AND OFFICE SUPPLIES | 343,374.32 | .00 |
| 011 GASOLINE OIL LUB WASH AND GREASE | 205,642.04 | 336.91 |
| 013 CLOTHING AND DRYGOODS FOR PERSONS | 54,711.36 | .00 |
| 014 FEED FOR ANIMALS SEED AND SMALL PLANTS | 33,082.24 | .00 |
| 015 DRUGS AND CHEMICALS FOR MEDICAL & LAB | 2,154.72 | 2.90 |
| 016 OTHER SUPPLIES AND MATERIALS | 271,271.05 | 31.00 |
| 020 POSTAGE | 82,052.44 | .00 |
| 021 UTILITIES TELEPHONE AND TELEGRAPH | 136,734.99 | .00 |
| 022 TRANSPORTATION OF THINGS | 4,630.98 | .00 |

| | GROSS DISBURSEMENTS YEAR TO DATE | REFUND DISBURSEMENTS YEAR TO DATE |
|--|--|---|
| 12 PARKS & MONUMENTS | | |
| 023 REPAIRS TO BUILDINGS CONTRACT | 14,459.67 | .00 |
| 024 REPAIRS OTHER CONTRACT | 139,781.40 | 22.28 |
| 025 TRAVEL EXPENSE | 430,468.11 | .00 |
| 026 RENTS | 166,377.49 | 161.00 |
| 028 OTHER OPERATING EXPENSES | 397,186.69 | 4,696.75 |
| 060 EQUIPMENT AND FURNITURE INVENTORY | 513,775.88 | .00 |
| 067 LAND IMPROVEMENTS | 1,418,847.12 | .00 |
| 068 BLDG PURCHASED CONST & REMODELED | 20,873.50 | .00 |
| FUND TOTAL | 10,440,195.34 | 5,250.84 |
| 063 LAND & WATER RECREATION & SAFETY FUND | | |
| 001 SALARIES AND WAGES | 994,113.69 | .00 |
| 002 PROFESSIONAL SERVICES AND FEES | 19.00 | .00 |
| 010 PRINTING AND OFFICE SUPPLIES | 689.50 | .00 |
| 011 GASOLINE OIL LUB WASH AND GREASE | 72,417.31 | 80.60 |
| 013 CLOTHING AND DRYGOODS FOR PERSONS | 21,007.77 | .00 |
| 016 OTHER SUPPLIES AND MATERIALS | 58,411.18 | .00 |
| 020 POSTAGE | 5,718.91 | .00 |
| 021 UTILITIES TELEPHONE AND TELEGRAPH | 12,686.37 | .00 |
| 022 TRANSPORTATION OF THINGS | 238.74 | .00 |
| 023 REPAIRS TO BUILDINGS CONTRACT | 41.05 | .00 |
| 024 REPAIRS OTHER CONTRACT | 38,346.49 | .00 |
| 025 TRAVEL EXPENSE | 82,768.52 | .00 |
| 026 RENTS | 39,359.36 | .00 |
| 028 OTHER OPERATING EXPENSES | 59,314.93 | 1,368.93 |
| 060 EQUIPMENT AND FURNITURE INVENTORY | 193,828.96 | 10.54 |
| FUND TOTAL | 1,578,961.78 | 1,460.07 |
| 064 STATE PARKS FUND | | |
| 001 SALARIES AND WAGES | 4,442.00 | .00 |
| 002 PROFESSIONAL SERVICES AND FEES | 7,774.32 | .00 |
| 010 PRINTING AND OFFICE SUPPLIES | 38,303.40 | .00 |
| 011 GASOLINE OIL LUB WASH AND GREASE | 35,893.08 | .00 |
| 013 CLOTHING AND DRYGOODS FOR PERSONS | 6,818.84 | .00 |
| 014 FEED FOR ANIMALS SEED AND SMALL PLANTS | 7,916.94 | .00 |
| 016 OTHER SUPPLIES AND MATERIALS | 179,931.00 | .00 |
| 020 POSTAGE | 17,590.01 | .00 |
| 021 UTILITIES TELEPHONE AND TELEGRAPH | 41,866.91 | 60.92 |
| 022 TRANSPORTATION OF THINGS | 2,317.81 | .00 |
| 023 REPAIRS TO BUILDINGS CONTRACT | 2,718.75 | .00 |
| 024 REPAIRS OTHER CONTRACT | 1,554.75 | .00 |
| 026 RENTS | 19,462.93 | .00 |
| 028 OTHER OPERATING EXPENSES | 95,956.92 | 1,575.74 |
| 060 EQUIPMENT AND FURNITURE INVENTORY | 291,374.56 | .00 |
| 066 LAND PURCHASED | 250.00 | .00 |
| 067 LAND IMPROVEMENTS | 13,821.64 | .00 |
| 068 BLDG PURCHASED CONST & REMODELED | 79,870.72 | .00 |
| FUND TOTAL | 847,864.58 | 1,636.66 |
| 223 FEDERAL LAND AND WATER CONSERVATION FUND | | |
| 001 SALARIES AND WAGES | 91,995.99 | .00 |

| | GROSS DISBURSEMENTS YEAR TO DATE | REFUND DISBURSEMENTS YEAR TO DATE |
|---------------------------------------|--|---|
| 12 PARKS & MONUMENTS | | |
| 002 PROFESSIONAL SERVICES AND FEES | 85,597.35 | .00 |
| 016 OTHER SUPPLIES AND MATERIALS | 9,183.29 | .00 |
| 020 POSTAGE | 100.00 | .00 |
| 022 TRANSPORTATION OF THINGS | 250.00 | .00 |
| 023 REPAIRS TO BUILDINGS CONTRACT | 3,960.00 | .00 |
| 024 REPAIRS OTHER CONTRACT | 1,500.00 | .00 |
| 026 RENTS | 2,978.83 | .00 |
| 028 OTHER OPERATING EXPENSES | 153,655.79 | 10.65 |
| 060 EQUIPMENT AND FURNITURE INVENTORY | 2,124.60 | .00 |
| 066 LAND PURCHASED | 7,606.81 | .00 |
| 067 LAND IMPROVEMENTS | 272,168.89 | .00 |
| 068 BLDG PURCHASED CONST & REMODELED | 163,195.71 | .00 |
| FUND TOTAL | 794,317.26 | 10.65 |
| 267 PARKS BOARD MINERAL FUND | | |
| 011 GASOLINE OIL LUB WASH AND GREASE | 7,158.87 | .00 |
| 408 TEXAS PARK DEVELOPMENT FUND | | |
| 002 PROFESSIONAL SERVICES AND FEES | 69,507.12 | .00 |
| 016 OTHER SUPPLIES AND MATERIALS | 527.50 | .00 |
| 028 OTHER OPERATING EXPENSES | 2,139.81 | .00 |
| 060 EQUIPMENT AND FURNITURE INVENTORY | 40,512.04 | .00 |
| 066 LAND PURCHASED | 202,504.56 | .00 |
| 067 LAND IMPROVEMENTS | 780.54 | .00 |
| FUND TOTAL | 315,971.57 | .00 |
| DEPT TOTAL | 18,139,704.00 | 8,481.06 |
| 808 HISTORICAL SURVEY COMMITTEE | | |
| 001 GENERAL REVENUE FUND | | |
| 001 SALARIES AND WAGES | 208,659.94 | .00 |
| 002 PROFESSIONAL SERVICES AND FEES | 54,416.31 | .00 |
| 010 PRINTING AND OFFICE SUPPLIES | 7,270.21 | .00 |
| 011 GASOLINE OIL LUB WASH AND GREASE | 1,790.09 | .00 |
| 016 OTHER SUPPLIES AND MATERIALS | 6,886.47 | .00 |
| 020 POSTAGE | 6,733.60 | .00 |
| 021 UTILITIES TELEPHONE AND TELEGRAPH | 646.30 | .00 |
| 022 TRANSPORTATION OF THINGS | 51.95 | .00 |
| 024 REPAIRS OTHER CONTRACT | 772.67 | .00 |
| 025 TRAVEL EXPENSE | 24,393.02 | .00 |
| 026 RENTS | 2,044.69 | .00 |
| 028 OTHER OPERATING EXPENSES | 16,007.82 | 26.00 |
| 060 EQUIPMENT AND FURNITURE INVENTORY | 8,837.02 | .00 |
| 062 LIBRARY BOOKS | 82.88 | .00 |
| 067 LAND IMPROVEMENTS | 3,153.60 | .00 |
| 068 BLDG PURCHASED CONST & REMODELED | 37,949.27 | .00 |
| FUND TOTAL | 379,695.84 | 26.00 |
| 813 TEXAS FINE ARTS COMMISSION | | |
| 001 GENERAL REVENUE FUND | | |
| 001 SALARIES AND WAGES | 29,101.57 | .00 |
| 010 PRINTING AND OFFICE SUPPLIES | 2,465.44 | .00 |

| | GROSS DISBURSEMENTS YEAR TO DATE | REFUND DISBURSEMENTS YEAR TO DATE |
|---------------------------------------|--|---|
| 12 PARKS & MONUMENTS | | |
| 016 OTHER SUPPLIES AND MATERIALS | 1,814.15 | .00 |
| 020 POSTAGE | 1,950.00 | .00 |
| 021 UTILITIES TELEPHONE AND TELEGRAPH | 4,958.11 | .00 |
| 022 TRANSPORTATION OF THINGS | 103.28 | .00 |
| 024 REPAIRS OTHER CONTRACT | 201.00 | .00 |
| 025 TRAVEL EXPENSE | 9,457.07 | .00 |
| 026 RENTS | 3,814.70 | .00 |
| 028 OTHER OPERATING EXPENSES | 42,503.33 | 50.80 |
| 060 EQUIPMENT AND FURNITURE INVENTORY | 666.34 | .00 |
| FUND TOTAL | 97,034.99 | 50.80 |
| 815 TEXAS TOURIST DEVELOPMENT AGENCY | | |
| 001 GENERAL REVENUE FUND | | |
| 001 SALARIES AND WAGES | 90,121.27 | .00 |
| 002 PROFESSIONAL SERVICES AND FEES | 2,018.93 | .00 |
| 010 PRINTING AND OFFICE SUPPLIES | 936.40 | .00 |
| 016 OTHER SUPPLIES AND MATERIALS | 607.99 | .00 |
| 020 POSTAGE | 3,530.00 | .00 |
| 021 UTILITIES TELEPHONE AND TELEGRAPH | 157.39 | .00 |
| 022 TRANSPORTATION OF THINGS | 2,492.75 | .00 |
| 025 TRAVEL EXPENSE | 25,739.01 | .00 |
| 026 RENTS | 10,402.77 | .00 |
| 028 OTHER OPERATING EXPENSES | 362,200.37 | .00 |
| FUND TOTAL | 498,206.88 | .00 |
| 816 ADMIRAL NIMITZ MUSEUM | | |
| 001 GENERAL REVENUE FUND | | |
| 001 SALARIES AND WAGES | 21,357.80 | .00 |
| 002 PROFESSIONAL SERVICES AND FEES | 2,779.98 | .00 |
| 010 PRINTING AND OFFICE SUPPLIES | 92.67 | .00 |
| 016 OTHER SUPPLIES AND MATERIALS | 1,323.93 | .00 |
| 020 POSTAGE | 600.00 | .00 |
| 021 UTILITIES TELEPHONE AND TELEGRAPH | 1,337.93 | .00 |
| 022 TRANSPORTATION OF THINGS | 4,304.95 | .00 |
| 023 REPAIRS TO BUILDINGS CONTRACT | 746.46 | .00 |
| 024 REPAIRS OTHER CONTRACT | 128.71 | .00 |
| 025 TRAVEL EXPENSE | 420.40 | .00 |
| 026 RENTS | 7.20 | .00 |
| 028 OTHER OPERATING EXPENSES | 5,015.67 | .00 |
| 060 EQUIPMENT AND FURNITURE INVENTORY | 5,894.09 | .00 |
| 066 LAND PURCHASED | 20,000.00 | .00 |
| 067 LAND IMPROVEMENTS | 3,000.00 | .00 |
| 068 BLDG PURCHASED CONST & REMODELED | 13,302.30 | .00 |
| FUND TOTAL | 80,312.09 | .00 |
| | FUNCTION TOTAL | |
| | 19,194,953.80 | 8,557.86 |
| 13 PUBLIC WELFARE | | |
| 304 COMPTROLLER OF PUBLIC ACCOUNTS | | |
| 005 CONFEDERATE PENSION FUND | | |
| 028 OTHER OPERATING EXPENSES | 1,000.00 | .00 |

| | GROSS DISBURSEMENTS YEAR TO DATE | REFUND DISBURSEMENTS YEAR TO DATE |
|--|--|---|
| 13 PUBLIC WELFARE | | |
| 038 CONFEDERATE PENSIONS | 21,300.00 | .00 |
| 039 RANGER PENSIONS | 72,480.00 | .00 |
| FUND TOTAL | 94,780.00 | .00 |
| 322 EMPLOYMENT COMMISSION | | |
| 026 UNEMPLOYMENT COMPENSATION ADMIN FUND | | |
| 001 SALARIES AND WAGES | 28,519,657.46 | 72.08 |
| 002 PROFESSIONAL SERVICES AND FEES | 40,250.51 | .00 |
| 010 PRINTING AND OFFICE SUPPLIES | 148,656.28 | .00 |
| 011 GASOLINE OIL LUB WASH AND GREASE | 5,009.15 | .00 |
| 014 FEED FOR ANIMALS SEED AND SMALL PLANTS | 208.00 | .00 |
| 016 OTHER SUPPLIES AND MATERIALS | 315,927.72 | 5.85 |
| 020 POSTAGE | 7,500.00 | .00 |
| 021 UTILITIES TELEPHONE AND TELEGRAPH | 749,365.51 | 760.66 |
| 022 TRANSPORTATION OF THINGS | 29,868.62 | .00 |
| 023 REPAIRS TO BUILDINGS CONTRACT | 29,156.94 | .00 |
| 024 REPAIRS OTHER CONTRACT | 6,078.96 | .00 |
| 025 TRAVEL EXPENSE | 758,117.25 | 5.40 |
| 026 RENTS | 1,821,923.39 | .90 |
| 027 SURETY BOND PREMIUMS | 2,973.00 | .00 |
| 028 OTHER OPERATING EXPENSES | 816,259.94 | 942.85 |
| 060 EQUIPMENT AND FURNITURE INVENTORY | 451,102.40 | .00 |
| 061 OTHER EQUIPMENT AND FURNITURE | 5,111.35 | .00 |
| 062 LIBRARY BOOKS | 1,612.66 | .00 |
| 068 BLDG PURCHASED CONST & REMODELED | 282,484.80 | .00 |
| FUND TOTAL | 33,991,263.94 | 1,787.74 |
| 165 UNEMPLOYMENT COMPENSATION ADMIN FUND | | |
| 002 PROFESSIONAL SERVICES AND FEES | 24,180.32 | .00 |
| 016 OTHER SUPPLIES AND MATERIALS | 594.55 | .00 |
| 023 REPAIRS TO BUILDINGS CONTRACT | 124.33 | .00 |
| 024 REPAIRS OTHER CONTRACT | 33.83 | .00 |
| 026 RENTS | 420.00 | .00 |
| 028 OTHER OPERATING EXPENSES | 825.19 | .00 |
| 068 BLDG PURCHASED CONST & REMODELED | 1,370,864.11 | .00 |
| FUND TOTAL | 1,397,042.33 | .00 |
| DEPT TOTAL | 35,388,306.27 | 1,787.74 |
| 324 DEPARTMENT OF PUBLIC WELFARE | | |
| 001 GENERAL REVENUE FUND | | |
| 028 OTHER OPERATING EXPENSES | 15,000.00 | .00 |
| 034 CHILDREN ASSISTANCE | 2,000,000.00 | .00 |
| 035 MEDICAL CARE-OTHER | 6,797,500.00 | .00 |
| FUND TOTAL | 8,812,500.00 | .00 |
| 039 COMMODITY DISTRIBUTION FUND | | |
| 001 SALARIES AND WAGES | 2,239,212.41 | .00 |
| 010 PRINTING AND OFFICE SUPPLIES | 2,449.65 | .00 |
| 016 OTHER SUPPLIES AND MATERIALS | 10,046.79 | .60 |
| 020 POSTAGE | 14,872.43 | .00 |
| 021 UTILITIES TELEPHONE AND TELEGRAPH | 44,526.57 | 3.40 |

| | GROSS DISBURSEMENTS YEAR TO DATE | REFUND DISBURSEMENTS YEAR TO DATE |
|---|--|---|
| 13 PUBLIC WELFARE | | |
| 022 TRANSPORTATION OF THINGS | 182,971.72 | .00 |
| 024 REPAIRS OTHER CONTRACT | 1,437.03 | 20.00 |
| 025 TRAVEL EXPENSE | 93,169.74 | .00 |
| 026 RENTS | 112,430.88 | .00 |
| 027 SURETY BOND PREMIUMS | 93.60 | .00 |
| 028 OTHER OPERATING EXPENSES | 1,498,436.64 | .00 |
| 060 EQUIPMENT AND FURNITURE INVENTORY | 26,542.19 | .00 |
| FUND TOTAL | 4,226,189.65 | 24.00 |
| 083 DONATED COMMODITY DISTRIBUTION FUND | | |
| 001 SALARIES AND WAGES | 341.60 | .00 |
| 016 OTHER SUPPLIES AND MATERIALS | 220.37 | .00 |
| 021 UTILITIES TELEPHONE AND TELEGRAPH | 39.63 | .00 |
| 022 TRANSPORTATION OF THINGS | 10.00 | .00 |
| 024 REPAIRS OTHER CONTRACT | 112.00 | .00 |
| 025 TRAVEL EXPENSE | 4,212.20 | .00 |
| 028 OTHER OPERATING EXPENSES | 229.36 | .00 |
| 060 EQUIPMENT AND FURNITURE INVENTORY | 233.14 | .00 |
| FUND TOTAL | 5,398.30 | .00 |
| 166 WELFARE ADMINISTRATION OPERATING FUND | | |
| 001 SALARIES AND WAGES | 27,626,102.56 | 22,072.87 |
| 002 PROFESSIONAL SERVICES AND FEES | 635,793.14 | 32.50 |
| 010 PRINTING AND OFFICE SUPPLIES | 5,251.03 | .00 |
| 011 GASOLINE OIL LUB WASH AND GREASE | 2,783.93 | .00 |
| 016 OTHER SUPPLIES AND MATERIALS | 421,555.51 | 4.25 |
| 020 POSTAGE | 854,111.55 | 719.51 |
| 021 UTILITIES TELEPHONE AND TELEGRAPH | 350,371.96 | 893.32 |
| 022 TRANSPORTATION OF THINGS | 25,955.98 | 3.20 |
| 023 REPAIRS TO BUILDINGS CONTRACT | 218,553.20 | .00 |
| 024 REPAIRS OTHER CONTRACT | 25,609.01 | .00 |
| 025 TRAVEL EXPENSE | 1,184,269.54 | 15.45 |
| 026 RENTS | 979,417.37 | .00 |
| 027 SURETY BOND PREMIUMS | 18.40 | .00 |
| 028 OTHER OPERATING EXPENSES | 3,396,751.19 | 1,072.20 |
| 060 EQUIPMENT AND FURNITURE INVENTORY | 224,966.92 | .00 |
| 062 LIBRARY BOOKS | 259.98 | 7.50 |
| 068 BLDG PURCHASED CONST & REMODELED | 1,308.57 | .00 |
| FUND TOTAL | 35,953,079.84 | 24,820.80 |
| 167 WELFARE ASSISTANCE OPERATING FUND | | |
| 030 OLD AGE ASSISTANCE | 174,829,499.00 | 1,542.00 |
| 032 BLIND ASSISTANCE | 3,802,540.67 | 114.00 |
| 034 CHILDREN ASSISTANCE | 129,254,994.71 | 5,676,207.58 |
| 036 DISABLED ASSISTANCE | 19,905,043.00 | 767.00 |
| FUND TOTAL | 327,792,077.38 | 5,678,630.58 |
| 168 WELFARE ASSISTANCE FUND | | |
| 028 OTHER OPERATING EXPENSES | 541,590.44 | 191.52 |
| 034 CHILDREN ASSISTANCE | 582,206.09 | .00 |
| 035 MEDICAL CARE-OTHER | 135,866,474.11 | 6,807,921.79 |

| | GROSS DISBURSEMENTS YEAR TO DATE | REFUND DISBURSEMENTS YEAR TO DATE |
|--|--|---|
| 13 PUBLIC WELFARE | | |
| 037 MEDICAL CARE HOSPITAL | 143,142,279.95 | .00 |
| FUND TOTAL | 280,132,550.59 | 6,808,113.31 |
| DEPT TOTAL | 656,921,795.76 | 12,511,588.69 |
| 325 FIREMENS PENSION COMMISSION | | |
| 001 GENERAL REVENUE FUND | | |
| 001 SALARIES AND WAGES | 17,487.10 | .00 |
| 010 PRINTING AND OFFICE SUPPLIES | 351.56 | .00 |
| 020 POSTAGE | 510.00 | .00 |
| 025 TRAVEL EXPENSE | 795.74 | .00 |
| 028 OTHER OPERATING EXPENSES | 41.25 | .00 |
| 060 EQUIPMENT AND FURNITURE INVENTORY | 294.90 | .00 |
| FUND TOTAL | 19,480.55 | .00 |
| 330 COMMISSION FOR REHABILITATION | | |
| 001 GENERAL REVENUE FUND | | |
| 001 SALARIES AND WAGES | 3,346,391.62 | .00 |
| 060 EQUIPMENT AND FURNITURE INVENTORY | 6,731.50 | .00 |
| FUND TOTAL | 3,353,123.12 | .00 |
| 061 COMMISSION FOR REHABILITATION OPERATING FUND | | |
| 001 SALARIES AND WAGES | 8,465,106.76 | .00 |
| 002 PROFESSIONAL SERVICES AND FEES | 374,975.45 | .00 |
| 010 PRINTING AND OFFICE SUPPLIES | 222,529.26 | .00 |
| 011 GASOLINE OIL LUB WASH AND GREASE | 520.44 | .00 |
| 016 OTHER SUPPLIES AND MATERIALS | 162,915.71 | .00 |
| 020 POSTAGE | 151,291.75 | .00 |
| 021 UTILITIES TELEPHONE AND TELEGRAPH | 286,410.59 | 12.58 |
| 022 TRANSPORTATION OF THINGS | 29,830.78 | 200.86 |
| 023 REPAIRS TO BUILDINGS CONTRACT | 1,824.29 | .00 |
| 024 REPAIRS OTHER CONTRACT | 8,500.88 | 16.40 |
| 025 TRAVEL EXPENSE | 488,333.17 | 56.40 |
| 026 RENTS | 921,704.93 | .00 |
| 028 OTHER OPERATING EXPENSES | 258,486.46 | 5,405.08 |
| 060 EQUIPMENT AND FURNITURE INVENTORY | 569,657.03 | .00 |
| 062 LIBRARY BOOKS | 4,120.88 | .00 |
| FUND TOTAL | 11,946,208.38 | 5,691.32 |
| DEPT TOTAL | 15,299,331.50 | 5,691.32 |
| | FUNCTION TOTAL | 12,519,067.75 |
| 14 PAYMENT OF PUBLIC DEBT | | |
| 328 VETERANS LAND BOARD | | |
| 190 VETERANS LAND FUND DIVISION A | | |
| 050 PRINCIPAL ON STATE BONDS | 1,025,000.00 | .00 |
| 055 INTEREST ON STATE BONDS | 213,227.50 | .00 |
| FUND TOTAL | 1,238,227.50 | .00 |
| 276 VET LAND FUND DIVISION B | | |
| 050 PRINCIPAL ON STATE BONDS | 2,550,000.00 | .00 |
| 055 INTEREST ON STATE BONDS | 1,166,750.00 | .00 |
| FUND TOTAL | 3,716,750.00 | .00 |
| 375 VET LAND FUND DIVISION C | | |
| 050 PRINCIPAL ON STATE BONDS | 3,150,000.00 | .00 |

| | GROSS DISBURSEMENTS YEAR TO DATE | REFUND DISBURSEMENTS YEAR TO DATE |
|---|--|---|
| 14 PAYMENT OF PUBLIC DEBT | | |
| 055 INTEREST ON STATE BONDS | 2,711,000.00 | .00 |
| FUND TOTAL | 5,861,000.00 | .00 |
| 410 VETERANS LAND FUND DIV D SERIES 1968 | | |
| 055 INTEREST ON STATE BONDS | 1,349,750.00 | .00 |
| 413 VETERANS LAND FUND DIV D SERIES 1968A | | |
| 055 INTEREST ON STATE BONDS | 1,371,000.00 | .00 |
| 415 VETERANS LAND BOND DIV D SER 1971 | | |
| 055 INTEREST ON STATE BONDS | 430,406.00 | .00 |
| DEPT TOTAL | 13,967,133.50 | .00 |
| 580 WATER DEVELOPMENT BOARD | | |
| 352 WATER DEV BD INT & SINKING FUND | | |
| 050 PRINCIPAL ON STATE BONDS | 2,820,000.00 | .00 |
| 055 INTEREST ON STATE BONDS | 3,267,876.25 | .00 |
| FUND TOTAL | 6,087,876.25 | .00 |
| 711 A & M UNIVERSITY MAIN UNIVERSITY | | |
| 212 A & M MAIN UNIV INTEREST & SINKING FUND | | |
| 050 PRINCIPAL ON STATE BONDS | 2,050,000.00 | .00 |
| 055 INTEREST ON STATE BONDS | 1,467,177.50 | .00 |
| FUND TOTAL | 3,517,177.50 | .00 |
| 714 U OF T AT ARLINGTON | | |
| 390 UT ARLINGTON 1966-77 BLDG BD SINK FUND | | |
| 050 PRINCIPAL ON STATE BONDS | 900,000.00 | .00 |
| 055 INTEREST ON STATE BONDS | 356,980.00 | .00 |
| FUND TOTAL | 1,256,980.00 | .00 |
| 717 SOUTHERN UNIVERSITY | | |
| 396 TEX SOUTHERN UNIV 1966-1977 BLDG BD SINK FD | | |
| 050 PRINCIPAL ON STATE BONDS | 200,000.00 | .00 |
| 055 INTEREST ON STATE BONDS | 85,050.00 | .00 |
| FUND TOTAL | 285,050.00 | .00 |
| 721 UNIVERSITY OF TEXAS AT AUSTIN | | |
| 211 UNIV OF TEXAS INTEREST & SINKING FUND | | |
| 050 PRINCIPAL ON STATE BONDS | 3,865,000.00 | .00 |
| 055 INTEREST ON STATE BONDS | 2,935,120.00 | .00 |
| FUND TOTAL | 6,800,120.00 | .00 |
| 730 UNIVERSITY OF HOUSTON | | |
| 398 UNIV OF HOUSTON 1966-1977 BLDG BD SINK FD | | |
| 050 PRINCIPAL ON STATE BONDS | 1,095,000.00 | .00 |
| 055 INTEREST ON STATE BONDS | 431,765.00 | .00 |
| FUND TOTAL | 1,526,765.00 | .00 |
| 731 TEXAS WOMANS UNIVERSITY | | |
| 395 TEX WOMANS UNIV 1966-1977 BLDG BD SINK FD | | |
| 050 PRINCIPAL ON STATE BONDS | 165,000.00 | .00 |
| 055 INTEREST ON STATE BONDS | 69,390.00 | .00 |
| FUND TOTAL | 234,390.00 | .00 |
| 732 A & I UNIVERSITY | | |
| 394 A & I UNIV 1966-77 BLDG BD SINK FUND | | |
| 050 PRINCIPAL ON STATE BONDS | 230,000.00 | .00 |

| | GROSS DISBURSEMENTS YEAR TO DATE | REFUND DISBURSEMENTS YEAR TO DATE |
|---|--|---|
| 14 PAYMENT OF PUBLIC DEBT | | |
| 055 INTEREST ON STATE BONDS | 96,570.00 | .00 |
| FUND TOTAL | 326,570.00 | .00 |
| 733 TEXAS TECHNOLOGICAL UNIV | | |
| 391 TEXAS TECH UNIV 1966-1977 BLDG BD SINK FD | | |
| 050 PRINCIPAL ON STATE BONDS | 910,000.00 | .00 |
| 055 INTEREST ON STATE BONDS | 361,205.00 | .00 |
| FUND TOTAL | 1,271,205.00 | .00 |
| 734 LAMAR UNIVERSITY | | |
| 393 LAMAR UNIV 1966-1977 BLDG BD SINK FD | | |
| 050 PRINCIPAL ON STATE BONDS | 560,000.00 | .00 |
| 055 INTEREST ON STATE BONDS | 222,195.00 | .00 |
| FUND TOTAL | 782,195.00 | .00 |
| 735 MIDWESTERN UNIVERSITY | | |
| 397 MIDWESTERN UNIV 1966-1977 BLDG BD SINK FD | | |
| 050 PRINCIPAL ON STATE BONDS | 180,000.00 | .00 |
| 055 INTEREST ON STATE BONDS | 76,125.00 | .00 |
| FUND TOTAL | 256,125.00 | .00 |
| 736 PAN AMERICAN UNIVERSITY | | |
| 399 PAN AM UNIV 1966-1977 BLDG BD SINK FD | | |
| 050 PRINCIPAL ON STATE BONDS | 170,000.00 | .00 |
| 055 INTEREST ON STATE BONDS | 71,955.00 | .00 |
| FUND TOTAL | 241,955.00 | .00 |
| 752 NORTH TEXAS STATE UNIVERSITY | | |
| 392 NORTH TEXAS ST UNIV 1966-1977 BLDG BD SINK FD | | |
| 050 PRINCIPAL ON STATE BONDS | 750,000.00 | .00 |
| 055 INTEREST ON STATE BONDS | 292,510.00 | .00 |
| FUND TOTAL | 1,042,510.00 | .00 |
| 758 BOARD OF REGENTS STATE SENIOR COLLEGES | | |
| 407 ST SENIOR COLLEGES 1966-1977 BLDG BD SINK FD | | |
| 050 PRINCIPAL ON STATE BONDS | 1,590,000.00 | .00 |
| 055 INTEREST ON STATE BONDS | 620,420.00 | .00 |
| FUND TOTAL | 2,210,420.00 | .00 |
| 781 COORDINATING BOARD COLLEGE & UNIV SYSTEM | | |
| 388 COLLEGE STUDENT LOANS BONDS INT & SINK FUND | | |
| 050 PRINCIPAL ON STATE BONDS | 2,000,000.00 | .00 |
| 055 INTEREST ON STATE BONDS | 5,068,155.00 | .00 |
| FUND TOTAL | 7,068,155.00 | .00 |
| 802 PARKS AND WILD LIFE DEPARTMENT | | |
| 409 PARK DEVELOPMENT BONDS INT SINKING FUND | | |
| 055 INTEREST ON STATE BONDS | 207,450.00 | .00 |
| | 47,082,077.25 | .00 |
| | FUNCTION TOTAL | |
| 15 EMPLOYEES RETIREMENT | | |
| 327 EMPLOYEES RETIREMENT SYSTEM | | |
| 001 GENERAL REVENUE FUND | | |
| 005 EMPLOYEES RETIREMENT MATCHING | 6,825,002.00 | 95,688.36 |
| 006 STATE HIGHWAY FUND | | |
| 005 EMPLOYEES RETIREMENT MATCHING | 7,380,000.00 | 122,703.98 |

| | GROSS DISBURSEMENTS YEAR TO DATE | REFUND DISBURSEMENTS YEAR TO DATE |
|--|--|---|
| 15 EMPLOYEES RETIREMENT | | |
| 007 STATE BUILDING FUND | | |
| 005 EMPLOYEES RETIREMENT MATCHING | 22,700.00 | 372.46 |
| 009 SPECIAL GAME & FISH FUND | | |
| 005 EMPLOYEES RETIREMENT MATCHING | 311,700.00 | 472.25 |
| 019 VITAL STATISTICS FUND | | |
| 005 EMPLOYEES RETIREMENT MATCHING | 20,800.00 | 7,825.89 |
| 023 DEPARTMENT OF AGRICULTURE FUND | | |
| 005 EMPLOYEES RETIREMENT MATCHING | 12,050.00 | 1,568.40 |
| 024 PSYCHOLOGISTS LICENSING FUND | | |
| 005 EMPLOYEES RETIREMENT MATCHING | 733.75 | .00 |
| 026 UNEMPLOYMENT COMPENSATION ADMIN FUND | | |
| 005 EMPLOYEES RETIREMENT MATCHING | 1,397,453.96 | .00 |
| 029 TRAFFIC SAFETY FUND | | |
| 005 EMPLOYEES RETIREMENT MATCHING | 4,088.24 | 7.65 |
| 033 SANITARIANS REGISTRATION AND LICENSE FUND | | |
| 005 EMPLOYEES RETIREMENT MATCHING | 165.00 | 119.63 |
| 034 OPTOMETRY FUND | | |
| 005 EMPLOYEES RETIREMENT MATCHING | 565.00 | 8.50 |
| 035 VETERINARY FUND | | |
| 005 EMPLOYEES RETIREMENT MATCHING | 1,229.59 | 431.46 |
| 036 INSURANCE COMMISSION OPERATING FUND | | |
| 005 EMPLOYEES RETIREMENT MATCHING | 208,300.00 | 316.87 |
| 039 COMMODITY DISTRIBUTION FUND | | |
| 005 EMPLOYEES RETIREMENT MATCHING | 106,700.00 | 1,723.49 |
| 040 BARBER EXAMINERS FUND | | |
| 005 EMPLOYEES RETIREMENT MATCHING | 6,345.30 | 934.70 |
| 052 VETERANS LAND BOARD FUND | | |
| 005 EMPLOYEES RETIREMENT MATCHING | .00 | 1,330.00 |
| 055 MEDICAL REGISTRATION FUND | | |
| 005 EMPLOYEES RETIREMENT MATCHING | 5,221.56 | 406.09 |
| 056 PROFESSIONAL ENGINEERS FUND | | |
| 005 EMPLOYEES RETIREMENT MATCHING | 4,100.00 | 131.02 |
| 057 COUNTY & ROAD DISTRICT HIGHWAY FUND | | |
| 005 EMPLOYEES RETIREMENT MATCHING | 4,417.44 | 533.57 |
| 059 SPECIAL BOAT FUND | | |
| 005 EMPLOYEES RETIREMENT MATCHING | 11,200.00 | 444.74 |
| 061 COMMISSION FOR REHABILITATION OPERATING FUND | | |
| 005 EMPLOYEES RETIREMENT MATCHING | 142,501.98 | .00 |
| 062 COMPTROLLERS OPERATING FUND | | |
| 005 EMPLOYEES RETIREMENT MATCHING | 434,695.75 | .00 |
| 063 LAND & WATER RECREATION & SAFETY FUND | | |
| 005 EMPLOYEES RETIREMENT MATCHING | 49,800.00 | 307.84 |
| 065 LAND OFFICE SALE FEE FUND | | |
| 005 EMPLOYEES RETIREMENT MATCHING | 7,850.00 | 701.43 |
| 069 BOARD OF LANDSCAPE ARCHITECTS FUND | | |
| 005 EMPLOYEES RETIREMENT MATCHING | 450.00 | .00 |
| 070 BICENTENNIAL FUND | | |
| 005 EMPLOYEES RETIREMENT MATCHING | 1,017.65 | .00 |

| | GROSS DISBURSEMENTS YEAR TO DATE | REFUND DISBURSEMENTS YEAR TO DATE |
|---|--|---|
| 15 EMPLOYEES RETIREMENT | | |
| 072 ATTORNEY GENERAL OPERATING FUND | | |
| 005 EMPLOYEES RETIREMENT MATCHING | 37,275.00 | 5,139.14 |
| 075 REGISTERED PUBLIC SURVEYORS FUND | | |
| 005 EMPLOYEES RETIREMENT MATCHING | 519.96 | 313.87 |
| 076 PREPAID FUNERAL CONTRACT FUND | | |
| 005 EMPLOYEES RETIREMENT MATCHING | 717.50 | .00 |
| 080 LAND OFFICE PERMIT FEE FUND | | |
| 005 EMPLOYEES RETIREMENT MATCHING | 2,200.00 | 5.00 |
| 085 INSURANCE AGENTS LICENSE FUND | | |
| 005 EMPLOYEES RETIREMENT MATCHING | 1,200.80 | 1.00 |
| 086 DENTAL REGISTRATION FUND | | |
| 005 EMPLOYEES RETIREMENT MATCHING | 1,368.24 | 275.96 |
| 088 BOARD OF COSMETOLOGISTS FUND | | |
| 005 EMPLOYEES RETIREMENT MATCHING | 14,763.40 | 1,541.60 |
| 094 WORKMENS COMPENSATION FUND | | |
| 005 EMPLOYEES RETIREMENT MATCHING | 18,025.00 | 14,101.52 |
| 097 LIQUOR ACT ENFORCEMENT FUND | | |
| 005 EMPLOYEES RETIREMENT MATCHING | 181,600.00 | 1,690.69 |
| 099 OPERATORS & CHAUFFEURS FUND | | |
| 005 EMPLOYEES RETIREMENT MATCHING | 245,700.00 | 52,186.59 |
| 100 TREASURY FISCAL AGENCY FUND | | |
| 005 EMPLOYEES RETIREMENT MATCHING | 394.20 | 577.80 |
| 102 AIR CONTROL BOARD SPECIAL FUND | | |
| 005 EMPLOYEES RETIREMENT MATCHING | 462.05 | 62.50 |
| 109 ARCHITECTS REGISTRATION FUND | | |
| 005 EMPLOYEES RETIREMENT MATCHING | 1,061.08 | 92.29 |
| 114 REAL ESTATE LICENSE FUND | | |
| 005 EMPLOYEES RETIREMENT MATCHING | 14,865.00 | 2,150.65 |
| 118 FEDERAL PUBLIC LIBRARY SERVICE FUND | | |
| 005 EMPLOYEES RETIREMENT MATCHING | 15,740.00 | 1,756.25 |
| 127 FEDERAL ECONOMIC OPPORTUNITY FUND | | |
| 005 EMPLOYEES RETIREMENT MATCHING | 14,575.62 | .00 |
| 129 HOSPITAL LICENSING FUND | | |
| 005 EMPLOYEES RETIREMENT MATCHING | 2,345.00 | 406.36 |
| 134 FEDERAL OLDER AMERICANS FUND | | |
| 005 EMPLOYEES RETIREMENT MATCHING | 2,649.90 | 88.40 |
| 140 CHIROPRACTIC EXAMINERS FUND | | |
| 005 EMPLOYEES RETIREMENT MATCHING | 780.00 | 324.56 |
| 141 FEDERAL ADULT BLIND FUND | | |
| 005 EMPLOYEES RETIREMENT MATCHING | 71,050.00 | 718.20 |
| 150 AIRCRAFT FUEL TAX FUND | | |
| 005 EMPLOYEES RETIREMENT MATCHING | 8,055.00 | 158.60 |
| 152 ESCHEAT EXPENSE & REINBURSEMENT FD | | |
| 005 EMPLOYEES RETIREMENT MATCHING | 2,091.00 | 849.85 |
| 153 WATER QUALITY FUND | | |
| 005 EMPLOYEES RETIREMENT MATCHING | 5,500.00 | 84.00 |
| 155 RAILROAD COMMISSION OPERATING FUND | | |
| 005 EMPLOYEES RETIREMENT MATCHING | 187,100.00 | 2,074.52 |

| | GROSS DISBURSEMENTS YEAR TO DATE | REFUND DISBURSEMENTS YEAR TO DATE |
|--|--|---|
| 15 EMPLOYEES RETIREMENT | | |
| 156 INDUSTRIAL REVOLVING FUND | | |
| 005 EMPLOYEES RETIREMENT MATCHING | 30,175.00 | 522.80 |
| 158 WATER RIGHTS ADMINISTRATION FUND | | |
| 005 EMPLOYEES RETIREMENT MATCHING | 802.35 | .00 |
| 164 CONSERVATORS EXPENSE FUND | | |
| 005 EMPLOYEES RETIREMENT MATCHING | 1,969.45 | 560.00 |
| 166 WELFARE ADMINISTRATION OPERATING FUND | | |
| 005 EMPLOYEES RETIREMENT MATCHING | 1,382,500.00 | 13,122.75 |
| 220 BASIC SCIENCE EXAMINATION FUND | | |
| 005 EMPLOYEES RETIREMENT MATCHING | 1,179.60 | 574.15 |
| 222 DEPT PUBLIC SAFETY FEDERAL FUND | | |
| 005 EMPLOYEES RETIREMENT MATCHING | 12,550.00 | 66.62 |
| 223 FEDERAL LAND AND WATER CONSERVATION FUND | | |
| 005 EMPLOYEES RETIREMENT MATCHING | 4,585.00 | 54.40 |
| 224 GOVERNORS OFFICE FEDERAL PROJECTS FUND | | |
| 005 EMPLOYEES RETIREMENT MATCHING | 31,725.00 | 336.36 |
| 266 VOCATIONAL NURSE EXAMINERS FUND | | |
| 005 EMPLOYEES RETIREMENT MATCHING | 3,415.44 | 101.72 |
| 272 BOARD OF CORRECTIONS MINERAL FUND | | |
| 005 EMPLOYEES RETIREMENT MATCHING | .00 | 338.20 |
| 273 FEDERAL HEALTH FUND | | |
| 005 EMPLOYEES RETIREMENT MATCHING | 441,500.00 | 5,918.80 |
| 274 MOTOR VEHICLE INSPECTION FUND | | |
| 005 EMPLOYEES RETIREMENT MATCHING | 350,106.12 | .00 |
| DEPT TOTAL | 20,049,633.93 | 342,223.48 |
| | FUNCTION TOTAL | 342,223.48 |
| 16 O.A.S.I. | | |
| 324 DEPARTMENT OF PUBLIC WELFARE | | |
| 001 GENERAL REVENUE FUND | | |
| 007 O A S I MATCHING | 16,871,380.53 | 945.82 |
| 006 STATE HIGHWAY FUND | | |
| 007 O A S I MATCHING | 7,241,886.23 | 3,736.06 |
| 007 STATE BUILDING FUND | | |
| 007 O A S I MATCHING | 16,277.61 | .00 |
| 009 SPECIAL GAME & FISH FUND | | |
| 007 O A S I MATCHING | 279,173.98 | .00 |
| 011 AVAILABLE UNIVERSITY FUND | | |
| 007 O A S I MATCHING | 36,341.68 | .00 |
| 019 VITAL STATISTICS FUND | | |
| 007 O A S I MATCHING | 20,590.86 | .00 |
| 023 DEPARTMENT OF AGRICULTURE FUND | | |
| 007 O A S I MATCHING | 9,585.24 | .00 |
| 024 PSYCHOLOGISTS LICENSING FUND | | |
| 007 O A S I MATCHING | 667.38 | .00 |
| 026 UNEMPLOYMENT COMPENSATION ADMIN FUND | | |
| 007 O A S I MATCHING | 1,267,079.60 | .00 |
| 029 TRAFFIC SAFETY FUND | | |
| 007 O A S I MATCHING | 2,549.37 | .00 |

116 D.A.S.I.

| | GROSS DISBURSEMENTS YEAR TO DATE | REFUND DISBURSEMENTS YEAR TO DATE |
|--|--|---|
| 033 SANITARIANS REGISTRATION AND LICENSE FUND | | |
| 007 O A S I MATCHING | 150.69 | .00 |
| 034 OPTOMETRY FUND | | |
| 007 O A S I MATCHING | 581.21 | .00 |
| 035 VETERINARY FUND | | |
| 007 O A S I MATCHING | 1,128.06 | .00 |
| 036 INSURANCE COMMISSION OPERATING FUND | | |
| 007 O A S I MATCHING | 169,713.70 | .00 |
| 039 COMMODITY DISTRIBUTION FUND | | |
| 007 O A S I MATCHING | 106,719.45 | .00 |
| 040 BARBER EXAMINERS FUND | | |
| 007 O A S I MATCHING | 6,301.36 | .00 |
| 047 A & M UNIV AVAILABLE FUND | | |
| 007 O A S I MATCHING | 1.92 | .00 |
| 055 MEDICAL REGISTRATION FUND | | |
| 007 O A S I MATCHING | 4,304.60 | .00 |
| 056 PROFESSIONAL ENGINEERS FUND | | |
| 007 O A S I MATCHING | 3,483.26 | .00 |
| 057 COUNTY & ROAD DISTRICT HIGHWAY FUND | | |
| 007 O A S I MATCHING | 3,011.18 | .00 |
| 058 FEED CONTROL FUND | | |
| 007 O A S I MATCHING | 20,104.39 | .00 |
| 059 SPECIAL BOAT FUND | | |
| 007 O A S I MATCHING | 10,632.98 | .00 |
| 061 COMMISSION FOR REHABILITATION OPERATING FUND | | |
| 007 O A S I MATCHING | 380,979.25 | .00 |
| 062 COMPTROLLERS OPERATING FUND | | |
| 007 O A S I MATCHING | 380,797.74 | .00 |
| 063 LAND & WATER RECREATION & SAFETY FUND | | |
| 007 O A S I MATCHING | 48,692.94 | .00 |
| 064 STATE PARKS FUND | | |
| 007 O A S I MATCHING | 213.23 | .00 |
| 065 LAND OFFICE SALE FEE FUND | | |
| 007 O A S I MATCHING | 7,935.05 | .00 |
| 069 BOARD OF LANDSCAPE ARCHITECTS FUND | | |
| 007 O A S I MATCHING | 444.72 | .00 |
| 070 BICENTENNIAL FUND | | |
| 007 O A S I MATCHING | 977.98 | .00 |
| 072 ATTORNEY GENERAL OPERATING FUND | | |
| 007 O A S I MATCHING | 26,163.61 | .00 |
| 075 REGISTERED PUBLIC SURVEYORS FUND | | |
| 007 O A S I MATCHING | 514.33 | .00 |
| 076 PREPAID FUNERAL CONTRACT FUND | | |
| 007 O A S I MATCHING | 447.86 | .00 |
| 080 LAND OFFICE PERMIT FEE FUND | | |
| 007 O A S I MATCHING | 2,074.33 | .00 |
| 083 DONATED COMMODITY DISTRIBUTION FUND | | |
| 007 O A S I MATCHING | 22.55 | .00 |

| | GROSS DISBURSEMENTS YEAR TO DATE | REFUND DISBURSEMENTS YEAR TO DATE |
|---|--|---|
| 16 O.A.S.I. | | |
| 085 INSURANCE AGENTS LICENSE FUND | | |
| 007 O A S I MATCHING | 1,084.98 | .00 |
| 086 DENTAL REGISTRATION FUND | | |
| 007 O A S I MATCHING | 1,349.93 | .00 |
| 088 BOARD OF COSMETOLOGISTS FUND | | |
| 007 O A S I MATCHING | 14,970.74 | .00 |
| 094 WORKMENS COMPENSATION FUND | | |
| 007 O A S I MATCHING | 15,770.09 | .00 |
| 097 LIQUOR ACT ENFORCEMENT FUND | | |
| 007 O A S I MATCHING | 161,863.91 | .00 |
| 099 OPERATORS & CHAUFFEURS FUND | | |
| 007 O A S I MATCHING | 223,594.01 | .00 |
| 100 TREASURY FISCAL AGENCY FUND | | |
| 007 O A S I MATCHING | 377.79 | .00 |
| 102 AIR CONTROL BOARD SPECIAL FUND | | |
| 007 O A S I MATCHING | 332.16 | .00 |
| 109 ARCHITECTS REGISTRATION FUND | | |
| 007 O A S I MATCHING | 1,129.64 | .00 |
| 112 EDUCATION AGENCY OPERATING FUND | | |
| 007 O A S I MATCHING | 275,433.61 | .00 |
| 114 REAL ESTATE LICENSE FUND | | |
| 007 O A S I MATCHING | 13,690.87 | .00 |
| 118 FEDERAL PUBLIC LIBRARY SERVICE FUND | | |
| 007 O A S I MATCHING | 15,119.79 | .00 |
| 127 FEDERAL ECONOMIC OPPORTUNITY FUND | | |
| 007 O A S I MATCHING | 13,108.64 | .00 |
| 129 HOSPITAL LICENSING FUND | | |
| 007 O A S I MATCHING | 1,774.94 | .00 |
| 134 FEDERAL OLDER AMERICANS FUND | | |
| 007 O A S I MATCHING | 2,510.51 | .00 |
| 140 CHIROPRACTIC EXAMINERS FUND | | |
| 007 O A S I MATCHING | 751.23 | .00 |
| 141 FEDERAL ADULT BLIND FUND | | |
| 007 O A S I MATCHING | 67,193.29 | .00 |
| 150 AIRCRAFT FUEL TAX FUND | | |
| 007 O A S I MATCHING | 6,171.26 | .00 |
| 152 ESCHEAT EXPENSE & REINBURSEMENT FD | | |
| 007 O A S I MATCHING | 1,934.78 | .00 |
| 153 WATER QUALITY FUND | | |
| 007 O A S I MATCHING | 4,227.19 | .00 |
| 155 RAILROAD COMMISSION OPERATING FUND | | |
| 007 O A S I MATCHING | 156,239.88 | .00 |
| 156 INDUSTRIAL REVOLVING FUND | | |
| 007 O A S I MATCHING | 26,028.93 | .00 |
| 158 WATER RIGHTS ADMINISTRATION FUND | | |
| 007 O A S I MATCHING | 552.23 | .00 |
| 164 CONSERVATORS EXPENSE FUND | | |
| 007 O A S I MATCHING | 2,032.77 | .00 |

A C 16 D.A.S.I.

| | GROSS DISBURSEMENTS YEAR TO DATE | REFUND DISBURSEMENTS YEAR TO DATE |
|--|--|---|
| 166 WELFARE ADMINISTRATION OPERATING FUND | | |
| 007 O A S I MATCHING | 1,316,716.88 | .00 |
| 185 A & M UNIV. WORKMENS. COMP. INS. FUND | | |
| 007 O A S I MATCHING | 104.48 | .00 |
| 219 FEDERAL HIGHER EDUCATION FUND | | |
| 007 O A S I MATCHING | 2,050.32 | .00 |
| 220 BASIC SCIENCE EXAMINATION FUND | | |
| 007 O A S I MATCHING | 1,147.20 | .00 |
| 222 DEPT PUBLIC SAFETY FEDERAL FUND | | |
| 007 O A S I MATCHING | 11,024.82 | .00 |
| 223 FEDERAL LAND AND WATER CONSERVATION FUND | | |
| 007 O A S I MATCHING | 4,375.48 | .00 |
| 224 GOVERNORS OFFICE FEDERAL PROJECTS FUND | | |
| 007 O A S I MATCHING | 22,550.28 | .00 |
| 225 UNIVERSITY OF HOUSTON CURRENT FUND | | |
| 007 O A S I MATCHING | 73,245.71 | .00 |
| 226 PAN AMERICAN UNIV CURRENT FUND | | |
| 007 O A S I MATCHING | 315.73 | .00 |
| 227 ANGELO STATE UNIV CURRENT FUND | | |
| 007 O A S I MATCHING | 493.53 | .00 |
| 237 TEXAS STATE TECHNICAL INSTITUTE FUND | | |
| 007 O A S I MATCHING | 5,531.79 | .00 |
| 242 A & M UNIV CURRENT FUND | | |
| 007 O A S I MATCHING | 11,244.95 | .00 |
| 243 TARLETON COLLEGE CURRENT FUND | | |
| 007 O A S I MATCHING | 1,259.24 | .00 |
| 244 UT AT ARLINGTON CURRENT FUND | | |
| 007 O A S I MATCHING | 3,987.55 | .00 |
| 245 PRAIRIE VIEW A & M COLLEGE CURRENT FUND | | |
| 007 O A S I MATCHING | 17,107.23 | .00 |
| 247 TEXAS SOUTHERN UNIVERSITY CURRENT FUND | | |
| 007 O A S I MATCHING | 2,704.44 | .00 |
| 248 UNIV OF TEXAS AT AUSTIN CURRENT FUND | | |
| 007 O A S I MATCHING | 73,010.05 | .00 |
| 250 UT AT EL PASO CURRENT FUND | | |
| 007 O A S I MATCHING | 3,223.93 | .00 |
| 253 TEXAS WOMANS UNIVERSITY CURRENT FUND | | |
| 007 O A S I MATCHING | 11,689.17 | .00 |
| 254 A & I UNIV CURRENT FUND | | |
| 007 O A S I MATCHING | 85.89 | .00 |
| 255 TEXAS TECHNOLOGICAL UNIV CURRENT FUND | | |
| 007 O A S I MATCHING | 13,720.93 | .00 |
| 256 LAMAR UNIVERSITY CURRENT FUND | | |
| 007 O A S I MATCHING | 10,991.13 | .00 |
| 257 EAST TEXAS STATE UNIV CURRENT FUND | | |
| 007 O A S I MATCHING | 25,597.07 | .00 |
| 258 NORTH TEXAS STATE UNIV CURRENT FUND | | |
| 007 O A S I MATCHING | 3,630.17 | .00 |

| | GROSS DISBURSEMENTS YEAR TO DATE | REFUND DISBURSEMENTS YEAR TO DATE |
|--|--|---|
| 16 O.A.S.I. | | |
| 259 SAM HOUSTON UNIV CURRENT FUND | | |
| 007 O A S I MATCHING | 10,940.03 | .00 |
| 260 SOUTHWEST TEXAS UNIV CURRENT FUND | | |
| 007 O A S I MATCHING | 5,011.66 | .00 |
| 262 SUL ROSS UNIV CURRENT FUND | | |
| 007 O A S I MATCHING | 244.67 | .00 |
| 263 WEST TEXAS STATE UNIV CURRENT FUND | | |
| 007 O A S I MATCHING | 6,248.88 | .00 |
| 264 MIDWESTERN UNIVERSITY CURRENT FUND | | |
| 007 O A S I MATCHING | 1,056.15 | .00 |
| 266 VOCATIONAL NURSE EXAMINERS FUND | | |
| 007 O A S I MATCHING | 3,098.63 | .00 |
| 272 BOARD OF CORRECTIONS MINERAL FUND | | |
| 007 O A S I MATCHING | 262.92 | .00 |
| 273 FEDERAL HEALTH FUND | | |
| 007 O A S I MATCHING | 398,494.40 | .00 |
| 274 MOTOR VEHICLE INSPECTION FUND | | |
| 007 O A S I MATCHING | 311,618.23 | .00 |
| 275 TEXAS MARITIME ACADEMY CURRENT FUND | | |
| 007 O A S I MATCHING | 264.48 | .00 |
| DEPT TOTAL | 30,281,220.06 | 4,681.88 |
| | FUNCTION TOTAL | 4,681.88 |
| 17 GRANTS | | |
| 301 GOVERNOR-EXECUTIVE | | |
| 001 GENERAL REVENUE FUND | | |
| 044 GRANTS-IN-AID VARIOUS | 628,537.10 | .00 |
| 029 TRAFFIC SAFETY FUND | | |
| 044 GRANTS-IN-AID VARIOUS | 8,237.22 | .00 |
| 046 GRANTS TO CITIES | 148,648.09 | .00 |
| FUND TOTAL | 156,885.31 | .00 |
| 134 FEDERAL OLDER AMERICANS FUND | | |
| 044 GRANTS-IN-AID VARIOUS | 342,579.88 | .00 |
| 046 GRANTS TO CITIES | 494.71 | .00 |
| FUND TOTAL | 343,074.59 | .00 |
| 224 GOVERNORS OFFICE FEDERAL PROJECTS FUND | | |
| 044 GRANTS-IN-AID VARIOUS | 2,500,713.56 | 27,776.96 |
| 045 GRANTS TO COUNTIES | 2,038,604.31 | 541.12 |
| 046 GRANTS TO CITIES | 2,353,719.90 | 18,400.40 |
| 048 GRANTS TO OTHERS | 1,089,055.51 | 254,828.73 |
| FUND TOTAL | 7,982,093.28 | 301,547.21 |
| DEPT TOTAL | 9,110,590.28 | 301,547.21 |
| 306 LIBRARY | | |
| 118 FEDERAL PUBLIC LIBRARY SERVICE FUND | | |
| 045 GRANTS TO COUNTIES | 219,210.00 | .00 |
| 046 GRANTS TO CITIES | 1,472,793.00 | .00 |
| FUND TOTAL | 1,692,003.00 | .00 |
| 316 BOARD OF COUNTY & DISTRICT ROAD INDEBTEDNESS | | |
| 057 COUNTY & ROAD DISTRICT HIGHWAY FUND | | |
| 045 GRANTS TO COUNTIES | 7,300,000.00 | .00 |

| | GROSS DISBURSEMENTS YEAR TO DATE | REFUND DISBURSEMENTS YEAR TO DATE |
|--|--|---|
| 17 GRANTS | | |
| 318 COMMISSION FOR THE BLIND | | |
| 001 GENERAL REVENUE FUND | | |
| 048 GRANTS TO OTHERS | 458,498.75 | 3,727.90 |
| 141 FEDERAL ADULT BLIND FUND | | |
| 048 GRANTS TO OTHERS | 2,914,118.88 | 14,963.70 |
| DEPT TOTAL | 3,372,617.63 | 18,691.60 |
| 325 FIREMENS PENSION COMMISSION | | |
| 001 GENERAL REVENUE FUND | | |
| 048 GRANTS TO OTHERS | 300,000.00 | .00 |
| 327 EMPLOYEES RETIREMENT SYSTEM | | |
| 001 GENERAL REVENUE FUND | | |
| 048 GRANTS TO OTHERS | 1,215,458.38 | .00 |
| 330 COMMISSION FOR REHABILITATION | | |
| 061 COMMISSION FOR REHABILITATION OPERATING FUND | | |
| 048 GRANTS TO OTHERS | 22,496,202.70 | 157,580.20 |
| 405 DEPARTMENT OF PUBLIC SAFETY | | |
| 092 FEDERAL DISASTER FUND | | |
| 044 GRANTS-IN-AID VARIOUS | 962,108.21 | .00 |
| 045 GRANTS TO COUNTIES | 702,182.22 | .00 |
| 046 GRANTS TO CITIES | 3,793,786.39 | .00 |
| 047 GRANTS TO OTHER POLITICAL SUB-DIVISION | 775,810.00 | 3,236.24 |
| FUND TOTAL | 6,233,886.82 | 3,236.24 |
| 221 FED CIVIL DEFENSE & DISASTER RELIEF FUND | | |
| 045 GRANTS TO COUNTIES | 63,019.70 | .00 |
| 046 GRANTS TO CITIES | 296,429.67 | .00 |
| FUND TOTAL | 359,449.37 | .00 |
| DEPT TOTAL | 6,593,336.19 | 3,236.24 |
| 461 AERONAUTIC COMMISSION | | |
| 150 AIRCRAFT FUEL TAX FUND | | |
| 045 GRANTS TO COUNTIES | 62,527.68 | .00 |
| 046 GRANTS TO CITIES | 418,286.65 | .00 |
| FUND TOTAL | 480,814.33 | .00 |
| 501 DEPARTMENT OF HEALTH | | |
| 001 GENERAL REVENUE FUND | | |
| 048 GRANTS TO OTHERS | 4,174,909.87 | 342,513.77 |
| 273 FEDERAL HEALTH FUND | | |
| 048 GRANTS TO OTHERS | 2,921,118.11 | 326,626.26 |
| DEPT TOTAL | 7,096,027.98 | 669,140.03 |
| 518 WATER QUALITY BOARD | | |
| 001 GENERAL REVENUE FUND | | |
| 044 GRANTS-IN-AID VARIOUS | 621,356.58 | .00 |
| 153 WATER QUALITY FUND | | |
| 044 GRANTS-IN-AID VARIOUS | 107,609.28 | .00 |
| DEPT TOTAL | 728,965.86 | .00 |
| 554 TEXAS ANIMAL HEALTH COMMISSION | | |
| 001 GENERAL REVENUE FUND | | |
| 048 GRANTS TO OTHERS | 191,000.40 | .00 |

| | GROSS DISBURSEMENTS YEAR TO DATE | REFUND DISBURSEMENTS YEAR TO DATE |
|--|--|---|
| 17 GRANTS | | |
| 651 CORSICANA STATE HOME | | |
| 001 GENERAL REVENUE FUND | | |
| 048 GRANTS TO OTHERS | 605.14 | .00 |
| 652 WACO STATE HOME | | |
| 001 GENERAL REVENUE FUND | | |
| 048 GRANTS TO OTHERS | 328.73 | .00 |
| 655 MENTAL HEALTH & MENTAL RETARDATION | | |
| 001 GENERAL REVENUE FUND | | |
| 044 GRANTS-IN-AID VARIOUS | 5,505,110.52 | .00 |
| 657 AMARILLO CTR FOR HUMAN DEVELOPMENT | | |
| 001 GENERAL REVENUE FUND | | |
| 048 GRANTS TO OTHERS | 19.00 | .00 |
| 660 DENTON STATE SCHOOL | | |
| 001 GENERAL REVENUE FUND | | |
| 048 GRANTS TO OTHERS | 587.71 | .00 |
| 663 COMMISSION FOR INDIAN AFFAIRS | | |
| 001 GENERAL REVENUE FUND | | |
| 048 GRANTS TO OTHERS | 1,364.91 | .00 |
| 669 LUFKIN STATE SCHOOL | | |
| 001 GENERAL REVENUE FUND | | |
| 048 GRANTS TO OTHERS | 68.70 | .00 |
| 670 CORPUS CHRISTI STATE SCHOOL | | |
| 001 GENERAL REVENUE FUND | | |
| 048 GRANTS TO OTHERS | 506.00 | .00 |
| 671 SAN ANGELO CENTER MHR | | |
| 001 GENERAL REVENUE FUND | | |
| 048 GRANTS TO OTHERS | 251.45 | .00 |
| 672 MEXIA STATE SCHOOL | | |
| 001 GENERAL REVENUE FUND | | |
| 048 GRANTS TO OTHERS | 469.22 | .00 |
| 675 TRAVIS STATE SCHOOL | | |
| 001 GENERAL REVENUE FUND | | |
| 048 GRANTS TO OTHERS | 370.70 | .00 |
| 676 ABILENE STATE SCHOOL | | |
| 001 GENERAL REVENUE FUND | | |
| 048 GRANTS TO OTHERS | 1,298.06 | 9.95 |
| 677 AUSTIN STATE HOSPITAL | | |
| 001 GENERAL REVENUE FUND | | |
| 048 GRANTS TO OTHERS | 244.70 | .00 |
| 678 AUSTIN STATE SCHOOL | | |
| 001 GENERAL REVENUE FUND | | |
| 048 GRANTS TO OTHERS | 3,781.57 | .00 |
| 679 RUSK STATE HOSPITAL | | |
| 001 GENERAL REVENUE FUND | | |
| 048 GRANTS TO OTHERS | 1,700.50 | .00 |
| 681 SAN ANTONIO STATE HOSPITAL | | |
| 001 GENERAL REVENUE FUND | | |
| 048 GRANTS TO OTHERS | 375.00 | .00 |

| | GROSS DISBURSEMENTS YEAR TO DATE | REFUND DISBURSEMENTS YEAR TO DATE |
|---|--|---|
| DEPT 17 GRANTS | | |
| 682 TERRELL STATE HOSPITAL | | |
| 001 GENERAL REVENUE FUND | | |
| 048 GRANTS TO OTHERS | 115.35 | .00 |
| 683 WICHITA FALLS STATE HOSPITAL | | |
| 001 GENERAL REVENUE FUND | | |
| 048 GRANTS TO OTHERS | 22.50 | .00 |
| 684 HARLINGEN STATE CHEST SANATORIUM | | |
| 001 GENERAL REVENUE FUND | | |
| 048 GRANTS TO OTHERS | 371.50 | .00 |
| 686 BIG SPRING STATE HOSPITAL | | |
| 001 GENERAL REVENUE FUND | | |
| 048 GRANTS TO OTHERS | 105.00 | .00 |
| 687 LUBBOCK STATE SCHOOL | | |
| 001 GENERAL REVENUE FUND | | |
| 048 GRANTS TO OTHERS | 122.69 | .00 |
| 690 WEST TEXAS CHILDRENS HOME | | |
| 001 GENERAL REVENUE FUND | | |
| 048 GRANTS TO OTHERS | 719.30 | .00 |
| 691 GATESVILLE STATE SCHOOL FOR BOYS | | |
| 001 GENERAL REVENUE FUND | | |
| 048 GRANTS TO OTHERS | 9,783.78 | .00 |
| 692 GAINESVILLE STATE SCHOOL FOR GIRLS | | |
| 001 GENERAL REVENUE FUND | | |
| 048 GRANTS TO OTHERS | 2,981.55 | .00 |
| 693 CROCKETT STATE SCHOOL FOR GIRLS | | |
| 001 GENERAL REVENUE FUND | | |
| 048 GRANTS TO OTHERS | 996.00 | .00 |
| 694 YOUTH COUNCIL | | |
| 001 GENERAL REVENUE FUND | | |
| 048 GRANTS TO OTHERS | 46.00 | .00 |
| 695 MOUNT VIEW SCHOOL FOR BOYS | | |
| 001 GENERAL REVENUE FUND | | |
| 048 GRANTS TO OTHERS | 1,690.00 | .00 |
| 696 DEPARTMENT OF CORRECTIONS | | |
| 001 GENERAL REVENUE FUND | | |
| 048 GRANTS TO OTHERS | 261,922.03 | .00 |
| 701 TEXAS EDUCATION AGENCY | | |
| 001 GENERAL REVENUE FUND | | |
| 048 GRANTS TO OTHERS | 82,391.38 | .00 |
| 148 FEDERAL HEALTH EDUCATION & WELFARE FUND | | |
| 048 GRANTS TO OTHERS | 278,001.13 | 441.07 |
| DEPT TOTAL | 360,392.51 | 441.07 |
| 711 A & M UNIVERSITY MAIN UNIVERSITY | | |
| 001 GENERAL REVENUE FUND | | |
| 048 GRANTS TO OTHERS | 2,312.00 | .00 |
| 047 A & M UNIV AVAILABLE FUND | | |
| 048 GRANTS TO OTHERS | 7,850.00 | .00 |

| | GROSS DISBURSEMENTS YEAR TO DATE | REFUND DISBURSEMENTS YEAR TO DATE |
|---|--|---|
| 17 GRANTS | | |
| 242 A & M UNIV CURRENT FUND | | |
| 048 GRANTS TO OTHERS | 372,592.44 | .00 |
| DEPT TOTAL | 382,754.44 | .00 |
| 713 TARLETON COLLEGE | | |
| 243 TARLETON COLLEGE CURRENT FUND | | |
| 048 GRANTS TO OTHERS | 5,000.00 | .00 |
| 714 U OF T AT ARLINGTON | | |
| 244 UT AT ARLINGTON CURRENT FUND | | |
| 048 GRANTS TO OTHERS | 6,825.00 | 775.00 |
| 715 PRAIRIE VIEW A & M COLLEGE | | |
| 001 GENERAL REVENUE FUND | | |
| 048 GRANTS TO OTHERS | 44,641.95 | .00 |
| 245 PRAIRIE VIEW A & M COLLEGE CURRENT FUND | | |
| 048 GRANTS TO OTHERS | 10,628.00 | .00 |
| DEPT TOTAL | 55,269.95 | .00 |
| 717 SOUTHERN UNIVERSITY | | |
| 001 GENERAL REVENUE FUND | | |
| 048 GRANTS TO OTHERS | 27,587.87 | .00 |
| 247 TEXAS SOUTHERN UNIVERSITY CURRENT FUND | | |
| 048 GRANTS TO OTHERS | 12,000.00 | .00 |
| DEPT TOTAL | 39,587.87 | .00 |
| 724 U OF T AT EL PASO | | |
| 250 UT AT EL PASO CURRENT FUND | | |
| 048 GRANTS TO OTHERS | 19,200.00 | .00 |
| 730 UNIVERSITY OF HOUSTON | | |
| 225 UNIVERSITY OF HOUSTON CURRENT FUND | | |
| 048 GRANTS TO OTHERS | 324.00 | .00 |
| 731 TEXAS WOMANS UNIVERSITY | | |
| 253 TEXAS WOMANS UNIVERSITY CURRENT FUND | | |
| 048 GRANTS TO OTHERS | 25,199.00 | .00 |
| 732 A & I UNIVERSITY | | |
| 254 A & I UNIV CURRENT FUND | | |
| 048 GRANTS TO OTHERS | 2,050.00 | .00 |
| 733 TEXAS TECHNOLOGICAL UNIV | | |
| 001 GENERAL REVENUE FUND | | |
| 048 GRANTS TO OTHERS | 126,302.56 | .00 |
| 255 TEXAS TECHNOLOGICAL UNIV CURRENT FUND | | |
| 048 GRANTS TO OTHERS | 12,359.95 | .00 |
| DEPT TOTAL | 138,662.51 | .00 |
| 737 ANGELO STATE UNIV | | |
| 227 ANGELO STATE UNIV CURRENT FUND | | |
| 048 GRANTS TO OTHERS | 3,000.00 | .00 |
| 751 EAST TEXAS STATE UNIV | | |
| 001 GENERAL REVENUE FUND | | |
| 048 GRANTS TO OTHERS | 10,600.00 | .00 |
| 752 NORTH TEXAS STATE UNIVERSITY | | |
| 258 NORTH TEXAS STATE UNIV CURRENT FUND | | |
| 048 GRANTS TO OTHERS | 48,000.00 | .00 |

| | GROSS DISBURSEMENTS YEAR TO DATE | REFUND DISBURSEMENTS YEAR TO DATE |
|--|--|---|
| ANT 17 GRANTS | | |
| 781 COORDINATING BOARD COLLEGE & UNIV SYSTEM | | |
| 001 GENERAL REVENUE FUND | | |
| 048 GRANTS TO OTHERS | 98,800.00 | 950.00 |
| 802 PARKS AND WILD LIFE DEPARTMENT | | |
| 001 GENERAL REVENUE FUND | | |
| 045 GRANTS TO COUNTIES | 1,911.21 | .00 |
| 046 GRANTS TO CITIES | 12,484.70 | .00 |
| FUND TOTAL | 14,395.91 | .00 |
| 223 FEDERAL LAND AND WATER CONSERVATION FUND | | |
| 045 GRANTS TO COUNTIES | 175,486.92 | .00 |
| 046 GRANTS TO CITIES | 449,206.67 | .00 |
| 047 GRANTS TO OTHER POLITICAL SUB-DIVISION | 297,777.93 | .00 |
| FUND TOTAL | 922,471.52 | .00 |
| DEPT TOTAL | 936,867.43 | .00 |
| 902 MISCELLANEOUS | | |
| 001 GENERAL REVENUE FUND | | |
| 045 GRANTS TO COUNTIES | 1,129,291.09 | .00 |
| FUNCTION TOTAL | 69,634,798.16 | 1,152,371.30 |
| 18 STATE COST TEACHER RETIREMENT | | |
| 304 COMPTROLLER OF PUBLIC ACCOUNTS | | |
| 120 OMNIBUS TAX CLEARANCE FUND | | |
| 006 TEACHERS RETIREMENT MATCHING | 77,846,327.90 | .00 |
| FUNCTION TOTAL | 77,846,327.90 | .00 |
| 19 MISCELLANEOUS | | |
| 405 DEPARTMENT OF PUBLIC SAFETY | | |
| 222 DEPT PUBLIC SAFETY FEDERAL FUND | | |
| 001 SALARIES AND WAGES | 249,077.63 | .00 |
| 002 PROFESSIONAL SERVICES AND FEES | 77,250.00 | .00 |
| 010 PRINTING AND OFFICE SUPPLIES | 2,473.65 | .00 |
| 016 OTHER SUPPLIES AND MATERIALS | 6,888.44 | .00 |
| 020 POSTAGE | 6.30 | .00 |
| 021 UTILITIES TELEPHONE AND TELEGRAPH | 15,124.38 | .00 |
| 024 REPAIRS OTHER CONTRACT | 15.35 | .00 |
| 025 TRAVEL EXPENSE | 9,959.63 | .00 |
| 026 RENTS | 36,761.86 | .00 |
| 028 OTHER OPERATING EXPENSES | 62,778.79 | .00 |
| 060 EQUIPMENT AND FURNITURE INVENTORY | 95,848.48 | .00 |
| 062 LIBRARY BOOKS | 712.30 | .00 |
| 068 BLDG PURCHASED CONST & REMODELED | 288,861.04 | .00 |
| FUND TOTAL | 845,757.85 | .00 |
| 902 MISCELLANEOUS | | |
| 001 GENERAL REVENUE FUND | | |
| 004 JUDICIARY FEES AND COURT COSTS | 13.78 | .00 |
| 028 OTHER OPERATING EXPENSES | 25.00 | .00 |
| 059 MISCELLANEOUS CLAIMS | 24,414.94 | .00 |
| FUND TOTAL | 24,453.72 | .00 |
| 006 STATE HIGHWAY FUND | | |
| 059 MISCELLANEOUS CLAIMS | 24,673.26 | .00 |

| | GROSS DISBURSEMENTS YEAR TO DATE | REFUND DISBURSEMENTS YEAR TO DATE |
|---|--|---|
| 19 MISCELLANEOUS | | |
| 007 STATE BUILDING FUND | | |
| 059 MISCELLANEOUS CLAIMS | 54.00 | .00 |
| 009 SPECIAL GAME & FISH FUND | | |
| 059 MISCELLANEOUS CLAIMS | 1,016.50 | .00 |
| 010 MOTOR VEHICLE INSURANCE FUND | | |
| 059 MISCELLANEOUS CLAIMS | 5,054.94 | .00 |
| 019 VITAL STATISTICS FUND | | |
| 059 MISCELLANEOUS CLAIMS | 10.50 | .00 |
| 044 PERMANENT SCHOOL FUND | | |
| 059 MISCELLANEOUS CLAIMS | 38,776.96 | .00 |
| 059 SPECIAL BOAT FUND | | |
| 059 MISCELLANEOUS CLAIMS | 12.00 | .00 |
| 060 HIGHWAY MOTOR FUEL TAX FUND | | |
| 059 MISCELLANEOUS CLAIMS | 498.76 | .00 |
| 065 LAND OFFICE SALE FEE FUND | | |
| 059 MISCELLANEOUS CLAIMS | 669.38 | .00 |
| 103 CREDIT INSURANCE FUND | | |
| 059 MISCELLANEOUS CLAIMS | 500.00 | .00 |
| 109 ARCHITECTS REGISTRATION FUND | | |
| 059 MISCELLANEOUS CLAIMS | 65.63 | .00 |
| 120 OMNIBUS TAX CLEARANCE FUND | | |
| 059 MISCELLANEOUS CLAIMS | 74,001.01 | .00 |
| 148 FEDERAL HEALTH EDUCATION & WELFARE FUND | | |
| 059 MISCELLANEOUS CLAIMS | 28.00 | .00 |
| 166 WELFARE ADMINISTRATION OPERATING FUND | | |
| 059 MISCELLANEOUS CLAIMS | 83.00 | .00 |
| 168 WELFARE ASSISTANCE FUND | | |
| 059 MISCELLANEOUS CLAIMS | 1,748.00 | .00 |
| 185 A & M UNIV WORKMENS COMP INS FUND | | |
| 059 MISCELLANEOUS CLAIMS | 111.00 | .00 |
| 225 UNIVERSITY OF HOUSTON CURRENT FUND | | |
| 059 MISCELLANEOUS CLAIMS | 17.35 | .00 |
| 247 TEXAS SOUTHERN UNIVERSITY CURRENT FUND | | |
| 059-MISCELLANEOUS CLAIMS | 1.00 | .00 |
| 248 UNIV OF TEXAS AT AUSTIN CURRENT FUND | | |
| 059 MISCELLANEOUS CLAIMS | 240.12 | .00 |
| DEPT TOTAL | 172,015.13 | .00 |
| 906 AMERICAN BICENTENNIAL REVOLUTION COMMISSION | | |
| 001 GENERAL REVENUE FUND | | |
| 001 SALARIES AND WAGES | 5,431.00 | .00 |
| 002 PROFESSIONAL SERVICES AND FEES | 975.00 | .00 |
| 010 PRINTING AND OFFICE SUPPLIES | 73.85 | .00 |
| 016 OTHER SUPPLIES AND MATERIALS | 7.15 | .00 |
| 020 POSTAGE | 100.00 | .00 |
| 021 UTILITIES TELEPHONE AND TELEGRAPH | 288.67 | .00 |
| 025 TRAVEL EXPENSE | 272.05 | .00 |
| 060 EQUIPMENT AND FURNITURE INVENTORY | 972.00 | .00 |

| | GROSS DISBURSEMENTS YEAR TO DATE | REFUND DISBURSEMENTS YEAR TO DATE |
|---|--|---|
| 1999 MISCELLANEOUS | | |
| FUND TOTAL | 8,119.72 | .00 |
| 070 BICENTENNIAL FUND | | |
| 001 SALARIES AND WAGES | 20,290.20 | .00 |
| 002 PROFESSIONAL SERVICES AND FEES | 3,100.00 | .00 |
| 010 PRINTING AND OFFICE SUPPLIES | 2,556.80 | .00 |
| 016 OTHER SUPPLIES AND MATERIALS | 53.51 | .00 |
| 020 POSTAGE | 730.00 | .00 |
| 021 UTILITIES TELEPHONE AND TELEGRAPH | 2,975.59 | .00 |
| 022 TRANSPORTATION OF THINGS | 8.50 | .00 |
| 025 TRAVEL EXPENSE | 2,060.45 | .00 |
| 026 RENTS | 21.60 | .00 |
| 028 OTHER OPERATING EXPENSES | 629.16 | .00 |
| 060 EQUIPMENT AND FURNITURE INVENTORY | 486.00 | .00 |
| FUND TOTAL | 32,911.81 | .00 |
| DEPT TOTAL | 41,031.53 | .00 |
| | FUNCTION TOTAL | |
| 99 NON-GOVERNMENTAL | 1,058,804.51 | .00 |
| 101 SENATE | | |
| 001 GENERAL REVENUE FUND | | |
| 095 DEPARTMENTAL TRANSFERS-PUR OF SUPP & SERVICES | 617,206.77 | .00 |
| 221 INTERDEPARTMENTAL TRANSFER-CENTREX PHONE SERV | 58,749.00 | .00 |
| 999 EXPENDITURE REFUNDS APPLIED | 169.74 | .00 |
| FUND TOTAL | 676,125.51 | .00 |
| 102 HOUSE OF REPRESENTATIVES | | |
| 001 GENERAL REVENUE FUND | | |
| 095 DEPARTMENTAL TRANSFERS-PUR OF SUPP & SERVICES | 15,500.35 | .00 |
| 221 INTERDEPARTMENTAL TRANSFER-CENTREX PHONE SERV | 60,050.70 | .00 |
| 999 EXPENDITURE REFUNDS APPLIED | 1,535.69 | .00 |
| FUND TOTAL | 77,086.74 | .00 |
| 103 LEGISLATIVE COUNCIL | | |
| 001 GENERAL REVENUE FUND | | |
| 095 DEPARTMENTAL TRANSFERS-PUR OF SUPP & SERVICES | 159.00 | .00 |
| 221 INTERDEPARTMENTAL TRANSFER-CENTREX PHONE SERV | 7,962.36 | .00 |
| 999 EXPENDITURE REFUNDS APPLIED | 90.24 | .00 |
| FUND TOTAL | 8,211.60 | .00 |
| 104 LEGISLATIVE BUDGET BOARD | | |
| 001 GENERAL REVENUE FUND | | |
| 095 DEPARTMENTAL TRANSFERS-PUR OF SUPP & SERVICES | 151.72 | .00 |
| 221 INTERDEPARTMENTAL TRANSFER-CENTREX PHONE SERV | 7,972.97 | .00 |
| FUND TOTAL | 8,124.69 | .00 |
| 105 LEGISLATIVE REFERENCE LIBRARY | | |
| 001 GENERAL REVENUE FUND | | |
| 095 DEPARTMENTAL TRANSFERS-PUR OF SUPP & SERVICES | 235.08 | .00 |
| 221 INTERDEPARTMENTAL TRANSFER-CENTREX PHONE SERV | 692.78 | .00 |
| 999 EXPENDITURE REFUNDS APPLIED | 15.60 | .00 |
| FUND TOTAL | 943.46 | .00 |
| 201 SUPREME COURT | | |
| 001 GENERAL REVENUE FUND | | |
| 095 DEPARTMENTAL TRANSFERS-PUR OF SUPP & SERVICES | 81.14 | .00 |

| | GROSS DISBURSEMENTS YEAR TO DATE | REFUND DISBURSEMENTS YEAR TO DATE |
|---|--|---|
| 99 NON-GOVERNMENTAL | | |
| 221 INTERDEPARTMENTAL TRANSFER-CENTREX PHONE SERV | 4,051.00 | .00 |
| FUND TOTAL | 4,132.14 | .00 |
| 211 COURT OF CRIMINAL APPEALS | | |
| 001 GENERAL REVENUE FUND | | |
| 095 DEPARTMENTAL TRANSFERS-PUR OF SUPP & SERVICES | 27.36 | .00 |
| 221 INTERDEPARTMENTAL TRANSFER-CENTREX PHONE SERV | 1,969.28 | .00 |
| FUND TOTAL | 1,996.64 | .00 |
| 212 JUDICIAL COUNCIL | | |
| 001 GENERAL REVENUE FUND | | |
| 221 INTERDEPARTMENTAL TRANSFER-CENTREX PHONE SERV | 305.11 | .00 |
| 213 STATE ATTY BEFORE COURT OF CRIMINAL APPEALS | | |
| 001 GENERAL REVENUE FUND | | |
| 221 INTERDEPARTMENTAL TRANSFER-CENTREX PHONE SERV | 683.85 | .00 |
| 223 COURT OF CIVIL APPEALS-THIRD DIST | | |
| 001 GENERAL REVENUE FUND | | |
| 095 DEPARTMENTAL TRANSFERS-PUR OF SUPP & SERVICES | 1.90 | .00 |
| 221 INTERDEPARTMENTAL TRANSFER-CENTREX PHONE SERV | 717.03 | .00 |
| FUND TOTAL | 718.93 | .00 |
| 224 COURT OF CIVIL APPEALS-FOURTH DIST | | |
| 001 GENERAL REVENUE FUND | | |
| 095 DEPARTMENTAL TRANSFERS-PUR OF SUPP & SERVICES | 15.00 | .00 |
| 241 DISTRICT COURTS COMPTROLLERS JUDICIARY SEC | | |
| 001 GENERAL REVENUE FUND | | |
| 999 EXPENDITURE REFUNDS APPLIED | 1,533.65 | .00 |
| 242 JUDICIAL QUALIFICATIONS COMMISSION | | |
| 001 GENERAL REVENUE FUND | | |
| 095 DEPARTMENTAL TRANSFERS-PUR OF SUPP & SERVICES | 24.00 | .00 |
| 221 INTERDEPARTMENTAL TRANSFER-CENTREX PHONE SERV | 463.16 | .00 |
| FUND TOTAL | 487.16 | .00 |
| 301 GOVERNOR-EXECUTIVE | | |
| 001 GENERAL REVENUE FUND | | |
| 095 DEPARTMENTAL TRANSFERS-PUR OF SUPP & SERVICES | 48,634.29 | .00 |
| 221 INTERDEPARTMENTAL TRANSFER-CENTREX PHONE SERV | 97,339.15 | .00 |
| 999 EXPENDITURE REFUNDS APPLIED | 47.61 | .00 |
| FUND TOTAL | 146,021.05 | .00 |
| 029 TRAFFIC SAFETY FUND | | |
| 095 DEPARTMENTAL TRANSFERS-PUR OF SUPP & SERVICES | 4,972,941.63 | .00 |
| 221 INTERDEPARTMENTAL TRANSFER-CENTREX PHONE SERV | 3,537.75 | .00 |
| FUND TOTAL | 4,976,479.38 | .00 |
| 127 FEDERAL ECONOMIC OPPORTUNITY FUND | | |
| 095 DEPARTMENTAL TRANSFERS-PUR OF SUPP & SERVICES | 1,642.64 | .00 |
| 199 REVENUE REFUNDS APPLIED | 856.76 | .00 |
| 221 INTERDEPARTMENTAL TRANSFER-CENTREX PHONE SERV | 19,814.36 | .00 |
| 999 EXPENDITURE REFUNDS APPLIED | 7.04 | .00 |
| FUND TOTAL | 22,320.80 | .00 |
| 134 FEDERAL OLDER AMERICANS FUND | | |
| 095 DEPARTMENTAL TRANSFERS-PUR OF SUPP & SERVICES | 333.29 | .00 |

| | GROSS DISBURSEMENTS YEAR TO DATE | REFUND DISBURSEMENTS YEAR TO DATE |
|---|--|---|
| 99 NON-GOVERNMENTAL | | |
| 221 INTERDEPARTMENTAL TRANSFER-CENTREX PHONE SERV | 4,845.21 | .00 |
| FUND TOTAL | 5,178.50 | .00 |
| 224 GOVERNORS OFFICE FEDERAL PROJECTS FUND | | |
| 095 DEPARTMENTAL TRANSFERS-PUR OF SUPP & SERVICES | 1,431,066.69 | .00 |
| 199 REVENUE REFUNDS APPLIED | 20,723.15 | .00 |
| 221 INTERDEPARTMENTAL TRANSFER-CENTREX PHONE SERV | 8,964.95 | .00 |
| 999 EXPENDITURE REFUNDS APPLIED | 302,507.71 | .00 |
| FUND TOTAL | 1,763,262.50 | .00 |
| DEPT TOTAL | 6,913,262.23 | .00 |
| 302 ATTORNEY GENERAL | | |
| 001 GENERAL REVENUE FUND | | |
| 095 DEPARTMENTAL TRANSFERS-PUR OF SUPP & SERVICES | 1,503.96 | .00 |
| 221 INTERDEPARTMENTAL TRANSFER-CENTREX PHONE SERV | 14,327.55 | .00 |
| 999 EXPENDITURE REFUNDS APPLIED | 30.00 | .00 |
| FUND TOTAL | 15,861.51 | .00 |
| 072 ATTORNEY GENERAL OPERATING FUND | | |
| 095 DEPARTMENTAL TRANSFERS-PUR OF SUPP & SERVICES | 3,715.20 | .00 |
| 221 INTERDEPARTMENTAL TRANSFER-CENTREX PHONE SERV | 50,972.40 | .00 |
| FUND TOTAL | 54,687.60 | .00 |
| DEPT TOTAL | 70,549.11 | .00 |
| 303 BOARD OF CONTROL | | |
| 001 GENERAL REVENUE FUND | | |
| 095 DEPARTMENTAL TRANSFERS-PUR OF SUPP & SERVICES | 27,377.46 | .00 |
| 221 INTERDEPARTMENTAL TRANSFER-CENTREX PHONE SERV | 25,584.80 | .00 |
| 999 EXPENDITURE REFUNDS APPLIED | 34,878.81 | .00 |
| FUND TOTAL | 87,841.07 | .00 |
| 053 SCHOOL BUS REVOLVING FUND | | |
| 093 MISCELLANEOUS NON GOV EXPENDITURES | 7,072,055.55 | .00 |
| DEPT TOTAL | 7,159,896.62 | .00 |
| 304 COMPTROLLER OF PUBLIC ACCOUNTS | | |
| 001 GENERAL REVENUE FUND | | |
| 096 OPERATING FUND TRANSFERS | 8,217,803.38 | .00 |
| 199 REVENUE REFUNDS APPLIED | 3,029,320.79 | .00 |
| FUND TOTAL | 11,247,124.17 | .00 |
| 060 HIGHWAY MOTOR FUEL TAX FUND | | |
| 098 ALLOCATIONS FUND 60 | 332,304,102.47 | .00 |
| 199 REVENUE REFUNDS APPLIED | 7,568,155.71 | .00 |
| FUND TOTAL | 339,872,258.18 | .00 |
| 062 COMPTROLLERS OPERATING FUND | | |
| 095 DEPARTMENTAL TRANSFERS-PUR OF SUPP & SERVICES | 21,026.27 | .00 |
| 221 INTERDEPARTMENTAL TRANSFER-CENTREX PHONE SERV | 69,412.65 | .00 |
| 999 EXPENDITURE REFUNDS APPLIED | 804.43 | .00 |
| FUND TOTAL | 91,243.35 | .00 |
| 120 OMNIBUS TAX CLEARANCE FUND | | |
| 090 ALLOCATIONS FUND 120 | 680,382,562.53 | .00 |
| 199 REVENUE REFUNDS APPLIED | 571,413.51 | .00 |
| FUND TOTAL | 680,953,976.04 | .00 |
| DEPT TOTAL | 1,032,164,601.74 | .00 |

| | GROSS DISBURSEMENTS YEAR TO DATE | REFUND DISBURSEMENTS YEAR TO DATE |
|---|--|---|
| 99 NON-GOVERNMENTAL | | |
| 305 GENERAL LAND OFFICE | | |
| 001 GENERAL REVENUE FUND | | |
| 095 DEPARTMENTAL TRANSFERS-PUR OF SUPP & SERVICES | 241.50 | .00 |
| 221 INTERDEPARTMENTAL TRANSFER-CENTREX PHONE SERV | 18,894.16 | .00 |
| 999 EXPENDITURE REFUNDS APPLIED | 23.33 | .00 |
| FUND TOTAL | 19,158.99 | .00 |
| 306 LIBRARY | | |
| 001 GENERAL REVENUE FUND | | |
| 095 DEPARTMENTAL TRANSFERS-PUR OF SUPP & SERVICES | 613.74 | .00 |
| 221 INTERDEPARTMENTAL TRANSFER-CENTREX PHONE SERV | 9,504.36 | .00 |
| FUND TOTAL | 10,118.10 | .00 |
| 118 FEDERAL PUBLIC LIBRARY SERVICE FUND | | |
| 095 DEPARTMENTAL TRANSFERS-PUR OF SUPP & SERVICES | 12,431.33 | .00 |
| 221 INTERDEPARTMENTAL TRANSFER-CENTREX PHONE SERV | 2,645.19 | .00 |
| 999 EXPENDITURE REFUNDS APPLIED | 99.10 | .00 |
| FUND TOTAL | 15,175.62 | .00 |
| DEPT TOTAL | 25,293.72 | .00 |
| 307 SECRETARY OF STATE | | |
| 001 GENERAL REVENUE FUND | | |
| 078 PETTY CASH ADVANCES | 100.00 | .00 |
| 095 DEPARTMENTAL TRANSFERS-PUR OF SUPP & SERVICES | 819.43 | .00 |
| 221 INTERDEPARTMENTAL TRANSFER-CENTREX PHONE SERV | 16,074.89 | .00 |
| FUND TOTAL | 16,994.32 | .00 |
| 308 AUDITOR | | |
| 001 GENERAL REVENUE FUND | | |
| 095 DEPARTMENTAL TRANSFERS-PUR OF SUPP & SERVICES | 280.04 | .00 |
| 221 INTERDEPARTMENTAL TRANSFER-CENTREX PHONE SERV | 5,378.35 | .00 |
| FUND TOTAL | 5,658.39 | .00 |
| 309 BUILDING COMMISSION | | |
| 007 STATE BUILDING FUND | | |
| 072 PURCHASE OF U S GOVERNMENT SECURITIES | 2,700,000.00 | .00 |
| 083 DISCOUNTS ON INVESTMENTS | 58,458.94 | .00 |
| 095 DEPARTMENTAL TRANSFERS-PUR OF SUPP & SERVICES | 288,688.99 | .00 |
| 096 OPERATING FUND TRANSFERS | 17,000.00 | .00 |
| 221 INTERDEPARTMENTAL TRANSFER-CENTREX PHONE SERV | 13,257.85 | .00 |
| 999 EXPENDITURE REFUNDS APPLIED | 119.75 | .00 |
| FUND TOTAL | 3,077,525.53 | .00 |
| 310 TREASURER | | |
| 001 GENERAL REVENUE FUND | | |
| 095 DEPARTMENTAL TRANSFERS-PUR OF SUPP & SERVICES | 2,204.30 | .00 |
| 221 INTERDEPARTMENTAL TRANSFER-CENTREX PHONE SERV | 8,697.11 | .00 |
| FUND TOTAL | 10,901.41 | .00 |
| 152 ESCHEAT EXPENSE & REINBURSEMENT FD | | |
| 199 REVENUE REFUNDS APPLIED | 5,537.22 | .00 |
| 164 CONSERVATORS EXPENSE FUND | | |
| 095 DEPARTMENTAL TRANSFERS-PUR OF SUPP & SERVICES | 38.40 | .00 |
| DEPT TOTAL | 16,477.03 | .00 |

| | GROSS DISBURSEMENTS YEAR TO DATE | REFUND DISBURSEMENTS YEAR TO DATE |
|---|--|---|
| 99 NON-GOVERNMENTAL | | |
| 312 SECURITIES BOARD | | |
| 001 GENERAL REVENUE FUND | | |
| 095 DEPARTMENTAL TRANSFERS-PUR OF SUPP & SERVICES | 641.23 | .00 |
| 221 INTERDEPARTMENTAL TRANSFER-CENTREX PHONE SERV | 12,144.57 | .00 |
| 999 EXPENDITURE REFUNDS APPLIED | 4.07 | .00 |
| FUND TOTAL | 12,789.87 | .00 |
| 316 BOARD OF COUNTY & DISTRICT ROAD INDEBTEDNESS | | |
| 057 COUNTY & ROAD DISTRICT HIGHWAY FUND | | |
| 093 MISCELLANEOUS NON GOV EXPENDITURES | 11,497,972.04 | .00 |
| 221 INTERDEPARTMENTAL TRANSFER-CENTREX PHONE SERV | 803.29 | .00 |
| FUND TOTAL | 11,498,775.33 | .00 |
| 318 COMMISSION FOR THE BLIND | | |
| 001 GENERAL REVENUE FUND | | |
| 095 DEPARTMENTAL TRANSFERS-PUR OF SUPP & SERVICES | 1,060.68 | .00 |
| 221 INTERDEPARTMENTAL TRANSFER-CENTREX PHONE SERV | 13,596.40 | .00 |
| 999 EXPENDITURE REFUNDS APPLIED | 3,832.13 | .00 |
| FUND TOTAL | 18,489.21 | .00 |
| 141 FEDERAL ADULT BLIND FUND | | |
| 095 DEPARTMENTAL TRANSFERS-PUR OF SUPP & SERVICES | 156,340.27 | .00 |
| 221 INTERDEPARTMENTAL TRANSFER-CENTREX PHONE SERV | 3,605.97 | .00 |
| 999 EXPENDITURE REFUNDS APPLIED | 15,550.03 | .00 |
| FUND TOTAL | 175,496.27 | .00 |
| DEPT TOTAL | 193,985.48 | .00 |
| 322 EMPLOYMENT COMMISSION | | |
| 026 UNEMPLOYMENT COMPENSATION ADMIN FUND | | |
| 095 DEPARTMENTAL TRANSFERS-PUR OF SUPP & SERVICES | 81,857.80 | .00 |
| 999 EXPENDITURE REFUNDS APPLIED | 1,787.74 | .00 |
| FUND TOTAL | 83,645.54 | .00 |
| 165 UNEMPLOYMENT COMPENSATION ADMIN FUND | | |
| 095 DEPARTMENTAL TRANSFERS-PUR OF SUPP & SERVICES | 14,641.73 | .00 |
| 199 REVENUE REFUNDS APPLIED | 4,431.19 | .00 |
| FUND TOTAL | 19,072.92 | .00 |
| DEPT TOTAL | 102,718.46 | .00 |
| 324 DEPARTMENT OF PUBLIC WELFARE | | |
| 001 GENERAL REVENUE FUND | | |
| 096 OPERATING FUND TRANSFERS | 6,678,299.00 | .00 |
| 999 EXPENDITURE REFUNDS APPLIED | 945.82 | .00 |
| FUND TOTAL | 6,679,244.82 | .00 |
| 006 STATE HIGHWAY FUND | | |
| 999 EXPENDITURE REFUNDS APPLIED | 3,736.06 | .00 |
| 039 COMMODITY DISTRIBUTION FUND | | |
| 095 DEPARTMENTAL TRANSFERS-PUR OF SUPP & SERVICES | 244.53 | .00 |
| 199 REVENUE REFUNDS APPLIED | 376,199.47 | .00 |
| 221 INTERDEPARTMENTAL TRANSFER-CENTREX PHONE SERV | 5,943.48 | .00 |
| 999 EXPENDITURE REFUNDS APPLIED | 24.00 | .00 |
| FUND TOTAL | 382,411.48 | .00 |
| 166 WELFARE ADMINISTRATION OPERATING FUND | | |
| 095 DEPARTMENTAL TRANSFERS-PUR OF SUPP & SERVICES | 541,325.79 | .00 |

| | GROSS DISBURSEMENTS YEAR TO DATE | REFUND DISBURSEMENTS YEAR TO DATE |
|---|--|---|
| 99 NON-GOVERNMENTAL | | |
| 199 REVENUE REFUNDS APPLIED | 34.50 | .00 |
| 221 INTERDEPARTMENTAL TRANSFER-CENTREX PHONE SERV | 73,961.32 | .00 |
| 999 EXPENDITURE REFUNDS APPLIED | 24,820.80 | .00 |
| FUND TOTAL | 640,142.41 | .00 |
| 167 WELFARE ASSISTANCE OPERATING FUND | | |
| 095 DEPARTMENTAL TRANSFERS-PUR OF SUPP & SERVICES | 10,795,418.37 | .00 |
| 999 EXPENDITURE REFUNDS APPLIED | 5,678,630.58 | .00 |
| FUND TOTAL | 16,474,048.95 | .00 |
| 168 WELFARE ASSISTANCE FUND | | |
| 999 EXPENDITURE REFUNDS APPLIED | 6,808,113.31 | .00 |
| DEPT TOTAL | 30,987,697.03 | .00 |
| 325 FIREMENS PENSION COMMISSION | | |
| 001 GENERAL REVENUE FUND | | |
| 095 DEPARTMENTAL TRANSFERS-PUR OF SUPP & SERVICES | 36.25 | .00 |
| 221 INTERDEPARTMENTAL TRANSFER-CENTREX PHONE SERV | 371.20 | .00 |
| FUND TOTAL | 407.45 | .00 |
| 326 GOOD NEIGHBOR COMMISSION | | |
| 001 GENERAL REVENUE FUND | | |
| 095 DEPARTMENTAL TRANSFERS-PUR OF SUPP & SERVICES | 116.25 | .00 |
| 221 INTERDEPARTMENTAL TRANSFER-CENTREX PHONE SERV | 1,085.15 | .00 |
| FUND TOTAL | 1,201.40 | .00 |
| 327 EMPLOYEES RETIREMENT SYSTEM | | |
| 001 GENERAL REVENUE FUND | | |
| 199 REVENUE REFUNDS APPLIED | 8,550.01 | .00 |
| 999 EXPENDITURE REFUNDS APPLIED | 95,688.36 | .00 |
| FUND TOTAL | 104,238.37 | .00 |
| 006 STATE HIGHWAY FUND | | |
| 999 EXPENDITURE REFUNDS APPLIED | 122,703.98 | .00 |
| 007 STATE BUILDING FUND | | |
| 999 EXPENDITURE REFUNDS APPLIED | 372.46 | .00 |
| 009 SPECIAL GAME & FISH FUND | | |
| 999 EXPENDITURE REFUNDS APPLIED | 472.25 | .00 |
| 019 VITAL STATISTICS FUND | | |
| 999 EXPENDITURE REFUNDS APPLIED | 7,825.89 | .00 |
| 023 DEPARTMENT OF AGRICULTURE FUND | | |
| 999 EXPENDITURE REFUNDS APPLIED | 1,568.40 | .00 |
| 029 TRAFFIC SAFETY FUND | | |
| 999 EXPENDITURE REFUNDS APPLIED | 7.65 | .00 |
| 033 SANITARIANS REGISTRATION AND LICENSE FUND | | |
| 999 EXPENDITURE REFUNDS APPLIED | 119.63 | .00 |
| 034 OPTOMETRY FUND | | |
| 999 EXPENDITURE REFUNDS APPLIED | 8.50 | .00 |
| 035 VETERINARY FUND | | |
| 999 EXPENDITURE REFUNDS APPLIED | 431.46 | .00 |
| 036 INSURANCE COMMISSION OPERATING FUND | | |
| 999 EXPENDITURE REFUNDS APPLIED | 316.87 | .00 |
| 039 COMMODITY DISTRIBUTION FUND | | |
| 999 EXPENDITURE REFUNDS APPLIED | 1,723.49 | .00 |

| | GROSS DISBURSEMENTS YEAR TO DATE | REFUND DISBURSEMENTS YEAR TO DATE |
|---|--|---|
| 99 NON-GOVERNMENTAL | | |
| 040 BARBER EXAMINERS FUND | | |
| 999 EXPENDITURE REFUNDS APPLIED | 934.70 | .00 |
| 052 VETERANS LAND BOARD FUND | | |
| 999 EXPENDITURE REFUNDS APPLIED | 1,330.00 | .00 |
| 055 MEDICAL REGISTRATION FUND | | |
| 999 EXPENDITURE REFUNDS APPLIED | 406.09 | .00 |
| 056 PROFESSIONAL ENGINEERS FUND | | |
| 999 EXPENDITURE REFUNDS APPLIED | 131.02 | .00 |
| 057 COUNTY & ROAD DISTRICT HIGHWAY FUND | | |
| 999 EXPENDITURE REFUNDS APPLIED | 533.57 | .00 |
| 059 SPECIAL BOAT FUND | | |
| 999 EXPENDITURE REFUNDS APPLIED | 444.74 | .00 |
| 063 LAND & WATER RECREATION & SAFETY FUND | | |
| 999 EXPENDITURE REFUNDS APPLIED | 307.84 | .00 |
| 065 LAND OFFICE SALE FEE FUND | | |
| 999 EXPENDITURE REFUNDS APPLIED | 701.43 | .00 |
| 072 ATTORNEY GENERAL OPERATING FUND | | |
| 999 EXPENDITURE REFUNDS APPLIED | 5,139.14 | .00 |
| 075 REGISTERED PUBLIC SURVEYORS FUND | | |
| 999 EXPENDITURE REFUNDS APPLIED | 313.87 | .00 |
| 080 LAND OFFICE PERMIT FEE FUND | | |
| 999 EXPENDITURE REFUNDS APPLIED | 5.00 | .00 |
| 085 INSURANCE AGENTS LICENSE FUND | | |
| 999 EXPENDITURE REFUNDS APPLIED | 1.00 | .00 |
| 086 DENTAL REGISTRATION FUND | | |
| 999 EXPENDITURE REFUNDS APPLIED | 275.96 | .00 |
| 088 BOARD OF COSMETOLOGISTS FUND | | |
| 999 EXPENDITURE REFUNDS APPLIED | 1,541.60 | .00 |
| 094 WORKMENS COMPENSATION FUND | | |
| 999 EXPENDITURE REFUNDS APPLIED | 14,101.52 | .00 |
| 097 LIQUOR ACT ENFORCEMENT FUND | | |
| 999 EXPENDITURE REFUNDS APPLIED | 1,690.69 | .00 |
| 099 OPERATORS & CHAUFFEURS FUND | | |
| 999 EXPENDITURE REFUNDS APPLIED | 52,186.59 | .00 |
| 100 TREASURY FISCAL AGENCY FUND | | |
| 999 EXPENDITURE REFUNDS APPLIED | 577.80 | .00 |
| 102 AIR CONTROL BOARD SPECIAL FUND | | |
| 999 EXPENDITURE REFUNDS APPLIED | 62.50 | .00 |
| 109 ARCHITECTS REGISTRATION FUND | | |
| 999 EXPENDITURE REFUNDS APPLIED | 92.29 | .00 |
| 114 REAL ESTATE LICENSE FUND | | |
| 999 EXPENDITURE REFUNDS APPLIED | 2,150.65 | .00 |
| 118 FEDERAL PUBLIC LIBRARY SERVICE FUND | | |
| 999 EXPENDITURE REFUNDS APPLIED | 1,756.25 | .00 |
| 129 HOSPITAL LICENSING FUND | | |
| 999 EXPENDITURE REFUNDS APPLIED | 406.36 | .00 |
| 134 FEDERAL OLDER AMERICANS FUND | | |
| 999 EXPENDITURE REFUNDS APPLIED | 88.40 | .00 |

| | GROSS DISBURSEMENTS YEAR TO DATE | REFUND DISBURSEMENTS YEAR TO DATE |
|--|--|---|
| 99 NON-GOVERNMENTAL | | |
| 140 CHIROPRACTIC EXAMINERS FUND | | |
| 999 EXPENDITURE REFUNDS APPLIED | 324.56 | .00 |
| 141 FEDERAL ADULT BLIND FUND | | |
| 999 EXPENDITURE REFUNDS APPLIED | 718.20 | .00 |
| 150 AIRCRAFT FUEL TAX FUND | | |
| 999 EXPENDITURE REFUNDS APPLIED | 158.60 | .00 |
| 152 ESCHEAT EXPENSE & REINBURSEMENT FD | | |
| 999 EXPENDITURE REFUNDS APPLIED | 849.85 | .00 |
| 153 WATER QUALITY FUND | | |
| 999 EXPENDITURE REFUNDS APPLIED | 84.00 | .00 |
| 155 RAILROAD COMMISSION OPERATING FUND | | |
| 999 EXPENDITURE REFUNDS APPLIED | 2,074.52 | .00 |
| 156 INDUSTRIAL REVOLVING FUND | | |
| 999 EXPENDITURE REFUNDS APPLIED | 522.80 | .00 |
| 164 CONSERVATORS EXPENSE FUND | | |
| 999 EXPENDITURE REFUNDS APPLIED | 560.00 | .00 |
| 166 WELFARE ADMINISTRATION OPERATING FUND | | |
| 999 EXPENDITURE REFUNDS APPLIED | 13,122.75 | .00 |
| 220 BASIC SCIENCE EXAMINATION FUND | | |
| 999 EXPENDITURE REFUNDS APPLIED | 574.15 | .00 |
| 222 DEPT PUBLIC SAFETY FEDERAL FUND | | |
| 999 EXPENDITURE REFUNDS APPLIED | 66.62 | .00 |
| 223 FEDERAL LAND AND WATER CONSERVATION FUND | | |
| 999 EXPENDITURE REFUNDS APPLIED | 54.40 | .00 |
| 224 GOVERNORS OFFICE FEDERAL PROJECTS FUND | | |
| 999 EXPENDITURE REFUNDS APPLIED | 336.36 | .00 |
| 266 VOCATIONAL NURSE EXAMINERS FUND | | |
| 999 EXPENDITURE REFUNDS APPLIED | 101.72 | .00 |
| 272 BOARD OF CORRECTIONS MINERAL FUND | | |
| 999 EXPENDITURE REFUNDS APPLIED | 338.20 | .00 |
| 273 FEDERAL HEALTH FUND | | |
| 999 EXPENDITURE REFUNDS APPLIED | 5,918.80 | .00 |
| DEPT TOTAL | 350,773.49 | .00 |
| 328 VETERANS LAND BOARD | | |
| 052 VETERANS LAND BOARD FUND | | |
| 096 OPERATING FUND TRANSFERS | 22,600.00 | .00 |
| 190 VETERANS LAND FUND DIVISION A | | |
| 072 PURCHASE OF U S GOVERNMENT SECURITIES | 1,100,000.00 | .00 |
| 080 ACCRUED INTEREST ON INVESTMENTS | 464.09 | .00 |
| 083 DISCOUNTS ON INVESTMENTS | 59,180.07 | .00 |
| FUND TOTAL | 1,159,644.16 | .00 |
| 276 VET LAND FUND DIVISION B | | |
| 071 PURCHASE OF STATE BONDS | 619,000.00 | .00 |
| 072 PURCHASE OF U S GOVERNMENT SECURITIES | 13,507,000.00 | .00 |
| 080 ACCRUED INTEREST ON INVESTMENTS | 99,002.49 | .00 |
| 083 DISCOUNTS ON INVESTMENTS | 105,365.61- | .00 |
| 085 PREMIUMS ON INVESTMENTS | 174,943.43 | .00 |

| | GROSS DISBURSEMENTS YEAR TO DATE | REFUND DISBURSEMENTS YEAR TO DATE |
|---|--|---|
| 99 NON-GOVERNMENTAL | | |
| FUND TOTAL | 14,294,580.31 | .00 |
| 278 VETERANS BOND FUND DIV A RES SER 1949 | | |
| 072 PURCHASE OF U S GOVERNMENT SECURITIES | 100,000.00 | .00 |
| 080 ACCRUED INTEREST ON INVESTMENTS | 57.74 | .00 |
| 083 DISCOUNTS ON INVESTMENTS | 5,000.00- | .00 |
| FUND TOTAL | 95,057.74 | .00 |
| 279 VETERANS BOND FUND DIV A RES SER 1950 | | |
| 072 PURCHASE OF U S GOVERNMENT SECURITIES | 200,000.00 | .00 |
| 080 ACCRUED INTEREST ON INVESTMENTS | 105.30 | .00 |
| 083 DISCOUNTS ON INVESTMENTS | 13,562.50- | .00 |
| FUND TOTAL | 186,562.80 | .00 |
| 280 VETERANS BOND FUND DIV A RES SER 1950 A | | |
| 072 PURCHASE OF U S GOVERNMENT SECURITIES | 800,000.00 | .00 |
| 080 ACCRUED INTEREST ON INVESTMENTS | 421.20 | .00 |
| 083 DISCOUNTS ON INVESTMENTS | 54,250.00- | .00 |
| FUND TOTAL | 746,171.20 | .00 |
| 281 VET BD FUND DIV B RES SER 1951 | | |
| 072 PURCHASE OF U S GOVERNMENT SECURITIES | 200,000.00 | .00 |
| 080 ACCRUED INTEREST ON INVESTMENTS | 1,826.09 | .00 |
| 083 DISCOUNTS ON INVESTMENTS | 32,087.12- | .00 |
| FUND TOTAL | 169,738.97 | .00 |
| 282 VET BD FUND DIV B RES SER 1952 | | |
| 072 PURCHASE OF U S GOVERNMENT SECURITIES | 100,000.00 | .00 |
| 080 ACCRUED INTEREST ON INVESTMENTS | 913.04 | .00 |
| 083 DISCOUNTS ON INVESTMENTS | 14,151.75- | .00 |
| FUND TOTAL | 86,761.29 | .00 |
| 283 VET BD FUND DIV B RES SER 1953 | | |
| 072 PURCHASE OF U S GOVERNMENT SECURITIES | 100,000.00 | .00 |
| 080 ACCRUED INTEREST ON INVESTMENTS | 913.04 | .00 |
| 083 DISCOUNTS ON INVESTMENTS | 9,125.47- | .00 |
| FUND TOTAL | 91,787.57 | .00 |
| 284 VET BD FUND DIV B RES SER 1953A | | |
| 072 PURCHASE OF U S GOVERNMENT SECURITIES | 111,000.00 | .00 |
| 080 ACCRUED INTEREST ON INVESTMENTS | 1,013.48 | .00 |
| 083 DISCOUNTS ON INVESTMENTS | 15,915.12- | .00 |
| FUND TOTAL | 96,098.36 | .00 |
| 288 VET BD FUND DIV B RES SER 1954 | | |
| 072 PURCHASE OF U S GOVERNMENT SECURITIES | 300,500.00 | .00 |
| 080 ACCRUED INTEREST ON INVESTMENTS | 1,445.46 | .00 |
| 083 DISCOUNTS ON INVESTMENTS | 44,804.33- | .00 |
| FUND TOTAL | 257,141.13 | .00 |
| 292 VET BD FUND DIV B RES SER 1954A | | |
| 072 PURCHASE OF U S GOVERNMENT SECURITIES | 100,000.00 | .00 |
| 080 ACCRUED INTEREST ON INVESTMENTS | 913.04 | .00 |
| 083 DISCOUNTS ON INVESTMENTS | 17,882.93- | .00 |
| FUND TOTAL | 83,030.11 | .00 |
| 375 VET LAND FUND DIVISION C | | |
| 071 PURCHASE OF STATE BONDS | 1,067,000.00 | .00 |

| | GROSS DISBURSEMENTS YEAR TO DATE | REFUND DISBURSEMENTS YEAR TO DATE |
|---|--|---|
| 99 NON-GOVERNMENTAL | | |
| 072 PURCHASE OF U S GOVERNMENT SECURITIES | 11,340,000.00 | .00 |
| 080 ACCRUED INTEREST ON INVESTMENTS | 65,431.03 | .00 |
| 083 DISCOUNTS ON INVESTMENTS | 349,724.94- | .00 |
| FUND TOTAL | 12,122,706.09 | .00 |
| 376 VET BD FUND DIV C RES SER 1957 | | |
| 083 DISCOUNTS ON INVESTMENTS | 10,052.56 | .00 |
| 378 VET BD FUND DIV C RES SER 1958 | | |
| 083 DISCOUNTS ON INVESTMENTS | 26,511.60 | .00 |
| 382 VET BD FD DIV C RES SER 1961 | | |
| 083 DISCOUNTS ON INVESTMENTS | 39,486.13 | .00 |
| 384 VET BD FD DIV C RES SER 1961A | | |
| 083 DISCOUNTS ON INVESTMENTS | 78,584.56 | .00 |
| 386 VET BD FD DIV C RES SER 1961B | | |
| 083 DISCOUNTS ON INVESTMENTS | 134,520.23 | .00 |
| 410 VETERANS LAND FUND DIV D SERIES 1968 | | |
| 072 PURCHASE OF U S GOVERNMENT SECURITIES | 2,370,000.00 | .00 |
| 080 ACCRUED INTEREST ON INVESTMENTS | 5,985.21 | .00 |
| 083 DISCOUNTS ON INVESTMENTS | 1,585.40- | .00 |
| 085 PREMIUMS ON INVESTMENTS | 468.75 | .00 |
| 092 LAND PURCHASED FOR RESALE | 801,157.55 | .00 |
| FUND TOTAL | 3,176,026.11 | .00 |
| 411 VETERANS BOND FUND DIV D RES SERIES 1968 | | |
| 072 PURCHASE OF U S GOVERNMENT SECURITIES | 360,000.00 | .00 |
| 080 ACCRUED INTEREST ON INVESTMENTS | 3,757.76 | .00 |
| 083 DISCOUNTS ON INVESTMENTS | 55,827.41- | .00 |
| FUND TOTAL | 307,930.35 | .00 |
| 413 VETERANS LAND FUND DIV D SERIES 1968A | | |
| 072 PURCHASE OF U S GOVERNMENT SECURITIES | 1,600,000.00 | .00 |
| 080 ACCRUED INTEREST ON INVESTMENTS | 7,438.95 | .00 |
| 083 DISCOUNTS ON INVESTMENTS | 1,050.00- | .00 |
| 085 PREMIUMS ON INVESTMENTS | 2,062.50 | .00 |
| 092 LAND PURCHASED FOR RESALE | 669,729.06 | .00 |
| FUND TOTAL | 2,278,180.51 | .00 |
| 414 VETERANS BOND FUND DIV D RES SERIES 1968A | | |
| 083 DISCOUNTS ON INVESTMENTS | 30,546.87- | .00 |
| 415 VETERANS LAND BOND DIV D SER 1971 | | |
| 072 PURCHASE OF U S GOVERNMENT SECURITIES | 28,450,000.00 | .00 |
| 083 DISCOUNTS ON INVESTMENTS | 410,478.93- | .00 |
| 092 LAND PURCHASED FOR RESALE | 10,338,714.40 | 110.00 |
| 999 EXPENDITURE REFUNDS APPLIED | 110.00 | .00 |
| FUND TOTAL | 38,378,345.47 | 110.00 |
| 416 VET LAND BOND DIV D RES SER 1971 | | |
| 072 PURCHASE OF U S GOVERNMENT SECURITIES | 200,000.00 | .00 |
| 080 ACCRUED INTEREST ON INVESTMENTS | 1,103.63 | .00 |
| 083 DISCOUNTS ON INVESTMENTS | 22,757.82- | .00 |
| FUND TOTAL | 178,345.81 | .00 |
| 417 VETERANS LAND BOND DIV D SER 1971A | | |
| 072 PURCHASE OF U S GOVERNMENT SECURITIES | 21,400,000.00 | .00 |

| | GROSS DISBURSEMENTS YEAR TO DATE | REFUND DISBURSEMENTS YEAR TO DATE |
|---|--|---|
| 99 NON-GOVERNMENTAL | | |
| 080 ACCRUED INTEREST ON INVESTMENTS | 119,571.99 | .00 |
| 083 DISCOUNTS ON INVESTMENTS | 554,304.30 | .00 |
| 085 PREMIUMS ON INVESTMENTS | 26,250.00 | .00 |
| 092 LAND PURCHASED FOR RESALE | 4,244,742.69 | .00 |
| FUND TOTAL | 25,236,260.38 | .00 |
| 418 VET LAND BOND DIV D RES SER 1971A | | |
| 072 PURCHASE OF U S GOVERNMENT SECURITIES | 100,000.00 | .00 |
| 080 ACCRUED INTEREST ON INVESTMENTS | 1,502.76 | .00 |
| 083 DISCOUNTS ON INVESTMENTS | 17,312.50 | .00 |
| FUND TOTAL | 84,190.26 | .00 |
| DEPT TOTAL | 99,309,746.83 | 110.00 |
| 329 REAL ESTATE COMMISSION | | |
| 114 REAL ESTATE LICENSE FUND | | |
| 095 DEPARTMENTAL TRANSFERS-PUR OF SUPP & SERVICES | 78.25 | .00 |
| 096 OPERATING FUND TRANSFERS | 13,000.00 | .00 |
| 221 INTERDEPARTMENTAL TRANSFER-CENTREX PHONE SERV | 3,958.09 | .00 |
| 999 EXPENDITURE REFUNDS APPLIED | 20.86 | .00 |
| FUND TOTAL | 17,057.20 | .00 |
| 330 COMMISSION FOR REHABILITATION | | |
| 061 COMMISSION FOR REHABILITATION OPERATING FUND | | |
| 095 DEPARTMENTAL TRANSFERS-PUR OF SUPP & SERVICES | 319,483.02 | .00 |
| 221 INTERDEPARTMENTAL TRANSFER-CENTREX PHONE SERV | 21,612.37 | .00 |
| 999 EXPENDITURE REFUNDS APPLIED | 163,271.52 | .00 |
| FUND TOTAL | 504,366.91 | .00 |
| 331 MASS TRANSPORTATION COMMISSION | | |
| 001 GENERAL REVENUE FUND | | |
| 221 INTERDEPARTMENTAL TRANSFER-CENTREX PHONE SERV | 298.59 | .00 |
| 401 ADJUTANT GENERAL | | |
| 001 GENERAL REVENUE FUND | | |
| 095 DEPARTMENTAL TRANSFERS-PUR OF SUPP & SERVICES | 2,166.92 | .00 |
| 221 INTERDEPARTMENTAL TRANSFER-CENTREX PHONE SERV | 30,003.30 | .00 |
| 999 EXPENDITURE REFUNDS APPLIED | 7,956.91 | .00 |
| FUND TOTAL | 40,127.13 | .00 |
| 403 VETERANS AFFAIRS COMMISSION | | |
| 001 GENERAL REVENUE FUND | | |
| 095 DEPARTMENTAL TRANSFERS-PUR OF SUPP & SERVICES | 57.30 | .00 |
| 221 INTERDEPARTMENTAL TRANSFER-CENTREX PHONE SERV | 2,762.05 | .00 |
| FUND TOTAL | 2,819.35 | .00 |
| 405 DEPARTMENT OF PUBLIC SAFETY | | |
| 006 STATE HIGHWAY FUND | | |
| 095 DEPARTMENTAL TRANSFERS-PUR OF SUPP & SERVICES | 28,530.56 | .00 |
| 092 FEDERAL DISASTER FUND | | |
| 199 REVENUE REFUNDS APPLIED | 48,236.24 | .00 |
| 999 EXPENDITURE REFUNDS APPLIED | 3,236.24 | .00 |
| FUND TOTAL | 51,472.48 | .00 |
| 099 OPERATORS & CHAUFFEURS FUND | | |
| 095 DEPARTMENTAL TRANSFERS-PUR OF SUPP & SERVICES | 15,477.09 | .00 |

| | GROSS DISBURSEMENTS YEAR TO DATE | REFUND DISBURSEMENTS YEAR TO DATE |
|---|--|---|
| 99 NON-GOVERNMENTAL | | |
| 221 FED CIVIL DEFENSE & DISASTER RELIEF FUND | | |
| 095 DEPARTMENTAL TRANSFERS-PUR OF SUPP & SERVICES | 201,970.75 | .00 |
| 199 REVENUE REFUNDS APPLIED | 490.20 | .00 |
| FUND TOTAL | 202,460.95 | .00 |
| 222 DEPT PUBLIC SAFETY FEDERAL FUND | | |
| 095 DEPARTMENTAL TRANSFERS-PUR OF SUPP & SERVICES | 17,253.67 | .00 |
| 274 MOTOR VEHICLE INSPECTION FUND | | |
| 095 DEPARTMENTAL TRANSFERS-PUR OF SUPP & SERVICES | 28,001.21 | .00 |
| 199 REVENUE REFUNDS APPLIED | 141,320.50 | .00 |
| 999 EXPENDITURE REFUNDS APPLIED | 1,946.72 | .00 |
| FUND TOTAL | 171,268.43 | .00 |
| DEPT TOTAL | 486,463.18 | .00 |
| 407 LAW ENFORCEMENT OFFICER STANDARDS & EDUCATION | | |
| 001 GENERAL REVENUE FUND | | |
| 095 DEPARTMENTAL TRANSFERS-PUR OF SUPP & SERVICES | 83.05 | .00 |
| 221 INTERDEPARTMENTAL TRANSFER-CENTREX PHONE SERV | 804.29 | .00 |
| 999 EXPENDITURE REFUNDS APPLIED | 79.49 | .00 |
| FUND TOTAL | 966.83 | .00 |
| 452 BUREAU OF LABOR STATISTICS | | |
| 001 GENERAL REVENUE FUND | | |
| 095 DEPARTMENTAL TRANSFERS-PUR OF SUPP & SERVICES | 42.68 | .00 |
| 221 INTERDEPARTMENTAL TRANSFER-CENTREX PHONE SERV | 3,880.19 | .00 |
| 999 EXPENDITURE REFUNDS APPLIED | 438.02 | .00 |
| FUND TOTAL | 4,360.89 | .00 |
| 453 INDUSTRIAL ACCIDENT BOARD | | |
| 001 GENERAL REVENUE FUND | | |
| 095 DEPARTMENTAL TRANSFERS-PUR OF SUPP & SERVICES | 450.31 | .00 |
| 221 INTERDEPARTMENTAL TRANSFER-CENTREX PHONE SERV | 1,248.35 | .00 |
| FUND TOTAL | 1,698.66 | .00 |
| 094 WORKMENS COMPENSATION FUND | | |
| 095 DEPARTMENTAL TRANSFERS-PUR OF SUPP & SERVICES | 414.64 | .00 |
| 221 INTERDEPARTMENTAL TRANSFER-CENTREX PHONE SERV | 22,879.73 | .00 |
| 999 EXPENDITURE REFUNDS APPLIED | 4.39 | .00 |
| FUND TOTAL | 23,298.76 | .00 |
| DEPT TOTAL | 24,997.42 | .00 |
| 454 BOARD OF INSURANCE | | |
| 010 MOTOR VEHICLE INSURANCE FUND | | |
| 096 OPERATING FUND TRANSFERS | 240,000.00 | .00 |
| 013 FIRE INSURANCE FUND | | |
| 096 OPERATING FUND TRANSFERS | 1,970,000.00 | .00 |
| 014 COMPENSATION INSURANCE FUND | | |
| 096 OPERATING FUND TRANSFERS | 830,000.00 | .00 |
| 036 INSURANCE COMMISSION OPERATING FUND | | |
| 095 DEPARTMENTAL TRANSFERS-PUR OF SUPP & SERVICES | 1,006.84 | .00 |
| 221 INTERDEPARTMENTAL TRANSFER-CENTREX PHONE SERV | 45,694.13 | .00 |
| 999 EXPENDITURE REFUNDS APPLIED | 114.27 | .00 |
| FUND TOTAL | 46,815.24 | .00 |

| | GROSS DISBURSEMENTS YEAR TO DATE | REFUND DISBURSEMENTS YEAR TO DATE |
|---|--|---|
| 99 NON-GOVERNMENTAL | | |
| 054 INSURANCE EXAMINATION FUND | | |
| 096 OPERATING FUND TRANSFERS | 1,760,000.00 | .00 |
| 085 INSURANCE AGENTS LICENSE FUND | | |
| 096 OPERATING FUND TRANSFERS | 522,000.00 | .00 |
| 093 MANAGING GENERAL AGENTS FUND | | |
| 096 OPERATING FUND TRANSFERS | 7,000.00 | .00 |
| 103 CREDIT INSURANCE FUND | | |
| 096 OPERATING FUND TRANSFERS | 60,000.00 | .00 |
| 113 MUTUAL ASSESSMENT FUND | | |
| 096 OPERATING FUND TRANSFERS | 2,256.00 | .00 |
| 115 INSURANCE FEE FUND | | |
| 096 OPERATING FUND TRANSFERS | 500,000.00 | .00 |
| 119 FIRE WORKS LICENSE FUND | | |
| 096 OPERATING FUND TRANSFERS | 33,000.00 | .00 |
| 124 LCL RECORDING AGTS AND SLSTRS LCNS FUND | | |
| 096 OPERATING FUND TRANSFERS | 103,000.00 | .00 |
| 161 CASUALTY INSURANCE FUND | | |
| 096 OPERATING FUND TRANSFERS | 160,000.00 | .00 |
| 162 TITLE INSURANCE FUND | | |
| 096 OPERATING FUND TRANSFERS | 50,000.00 | .00 |
| 180 BURIAL ASSOCIATION RATE FUND | | |
| 096 OPERATING FUND TRANSFERS | 3,000.00 | .00 |
| DEPT TOTAL | 6,287,071.24 | .00 |
| 455 RAILROAD COMMISSION | | |
| 155 RAILROAD COMMISSION OPERATING FUND | | |
| 095 DEPARTMENTAL TRANSFERS-PUR OF SUPP & SERVICES | 16,378.47 | .00 |
| 221 INTERDEPARTMENTAL TRANSFER-CENTREX PHONE SERV | 46,062.07 | .00 |
| 999 EXPENDITURE REFUNDS APPLIED | 117.54 | .00 |
| FUND TOTAL | 62,558.08 | .00 |
| 458 ALCOHOLIC BEVERAGE COM | | |
| 097 LIQUOR ACT ENFORCEMENT FUND | | |
| 095 DEPARTMENTAL TRANSFERS-PUR OF SUPP & SERVICES | 318.20 | .00 |
| 096 OPERATING FUND TRANSFERS | 35,000.00 | .00 |
| 199 REVENUE REFUNDS APPLIED | 370,624.97 | .00 |
| 221 INTERDEPARTMENTAL TRANSFER-CENTREX PHONE SERV | 12,061.74 | .00 |
| 999 EXPENDITURE REFUNDS APPLIED | 954.54 | .00 |
| FUND TOTAL | 418,959.45 | .00 |
| 459 BOARD OF ARCHITECTURAL EXAMINERS | | |
| 109 ARCHITECTS REGISTRATION FUND | | |
| 221 INTERDEPARTMENTAL TRANSFER-CENTREX PHONE SERV | 727.22 | .00 |
| 460 BD OF REGISTRATION FOR PROFESSIONAL ENGINEERS | | |
| 056 PROFESSIONAL ENGINEERS FUND | | |
| 095 DEPARTMENTAL TRANSFERS-PUR OF SUPP & SERVICES | 6.51 | .00 |
| 096 OPERATING FUND TRANSFERS | 17,000.00 | .00 |
| 221 INTERDEPARTMENTAL TRANSFER-CENTREX PHONE SERV | 2,666.60 | .00 |
| FUND TOTAL | 19,673.11 | .00 |
| 461 AERONAUTIC COMMISSION | | |
| 150 AIRCRAFT FUEL TAX FUND | | |
| 095 DEPARTMENTAL TRANSFERS-PUR OF SUPP & SERVICES | 1,678.40 | .00 |

| | GROSS DISBURSEMENTS YEAR TO DATE | REFUND DISBURSEMENTS YEAR TO DATE |
|---|--|---|
| 99 NON-GOVERNMENTAL | | |
| 096 OPERATING FUND TRANSFERS | 12,000.00 | .00 |
| 221 INTERDEPARTMENTAL TRANSFER-CENTREX PHONE SERV | 6,194.42 | .00 |
| 999 EXPENDITURE REFUNDS APPLIED | 351.54 | .00 |
| FUND TOTAL | 20,224.36 | .00 |
| 463 BOARD OF REGISTRATION FOR PUBLIC SURVEYORS | | |
| 075 REGISTERED PUBLIC SURVEYORS FUND | | |
| 095 DEPARTMENTAL TRANSFERS-PUR OF SUPP & SERVICES | 68.42 | .00 |
| 221 INTERDEPARTMENTAL TRANSFER-CENTREX PHONE SERV | 867.13 | .00 |
| FUND TOTAL | 935.55 | .00 |
| 465 INDUSTRIAL COMMISSION | | |
| 001 GENERAL REVENUE FUND | | |
| 095 DEPARTMENTAL TRANSFERS-PUR OF SUPP & SERVICES | 13,873.44 | .00 |
| 221 INTERDEPARTMENTAL TRANSFER-CENTREX PHONE SERV | 17,034.44 | .00 |
| 999 EXPENDITURE REFUNDS APPLIED | 400.00 | .00 |
| FUND TOTAL | 31,307.88 | .00 |
| 467 BOARD OF PRIVATE DETECTIVES ETC | | |
| 001 GENERAL REVENUE FUND | | |
| 221 INTERDEPARTMENTAL TRANSFER-CENTREX PHONE SERV | 1,095.14 | .00 |
| 468 BD OF LANDSCAPE ARCHITECTS | | |
| 069 BOARD OF LANDSCAPE ARCHITECTS FUND | | |
| 095 DEPARTMENTAL TRANSFERS-PUR OF SUPP & SERVICES | 68.75 | .00 |
| 221 INTERDEPARTMENTAL TRANSFER-CENTREX PHONE SERV | 507.62 | .00 |
| FUND TOTAL | 576.37 | .00 |
| 501 DEPARTMENT OF HEALTH | | |
| 001 GENERAL REVENUE FUND | | |
| 095 DEPARTMENTAL TRANSFERS-PUR OF SUPP & SERVICES | 198,294.51 | .00 |
| 999 EXPENDITURE REFUNDS APPLIED | 343,023.20 | .00 |
| FUND TOTAL | 541,317.71 | .00 |
| 019 VITAL STATISTICS FUND | | |
| 199 REVENUE REFUNDS APPLIED | 39,430.37 | .00 |
| 999 EXPENDITURE REFUNDS APPLIED | 197.33 | .00 |
| FUND TOTAL | 39,627.70 | .00 |
| 273 FEDERAL HEALTH FUND | | |
| 095 DEPARTMENTAL TRANSFERS-PUR OF SUPP & SERVICES | 110,721.38 | .00 |
| 199 REVENUE REFUNDS APPLIED | 1,692.53 | .00 |
| 999 EXPENDITURE REFUNDS APPLIED | 328,804.83 | .00 |
| FUND TOTAL | 441,218.74 | .00 |
| DEPT-TOTAL | 1,022,164.15 | .00 |
| 502 BOARD OF BARBER EXAMINERS | | |
| 040 BARBER EXAMINERS FUND | | |
| 096 OPERATING FUND TRANSFERS | 10,000.00 | .00 |
| 221 INTERDEPARTMENTAL TRANSFER-CENTREX PHONE SERV | 2,616.77 | .00 |
| FUND TOTAL | 12,616.77 | .00 |
| 503 BOARD OF MEDICAL EXAMINERS | | |
| 055 MEDICAL REGISTRATION FUND | | |
| 096 OPERATING FUND TRANSFERS | 24,000.00 | .00 |
| 504 BOARD OF DENTAL EXAMINERS | | |
| 086 DENTAL REGISTRATION FUND | | |
| 095 DEPARTMENTAL TRANSFERS-PUR OF SUPP & SERVICES | 61.74 | .00 |

| | GROSS DISBURSEMENTS YEAR TO DATE | REFUND DISBURSEMENTS YEAR TO DATE |
|---|--|---|
| 99 NON-GOVERNMENTAL | | |
| 096 OPERATING FUND TRANSFERS | 5,000.00 | .00 |
| 221 INTERDEPARTMENTAL TRANSFER-CENTREX PHONE SERV | 2,921.84 | .00 |
| FUND TOTAL | 7,983.58 | .00 |
| 505 COSMETOLOGY COMMISSION | | |
| 088 BOARD OF COSMETOLOGISTS FUND | | |
| 095 DEPARTMENTAL TRANSFERS-PUR OF SUPP & SERVICES | 25.71 | .00 |
| 096 OPERATING FUND TRANSFERS | 14,000.00 | .00 |
| 199 REVENUE REFUNDS APPLIED | 600.00 | .00 |
| 221 INTERDEPARTMENTAL TRANSFER-CENTREX PHONE SERV | 2,863.08 | .00 |
| FUND TOTAL | 17,488.79 | .00 |
| 506 U OF T-MD ANDERSON HOSPITAL & TUMOR INSTITUTE | | |
| 001 GENERAL REVENUE FUND | | |
| 095 DEPARTMENTAL TRANSFERS-PUR OF SUPP & SERVICES | 2,170.30 | .00 |
| 509 BD OF EXAMINERS FOR HEARING AIDS | | |
| 001 GENERAL REVENUE FUND | | |
| 095 DEPARTMENTAL TRANSFERS-PUR OF SUPP & SERVICES | 104.04 | .00 |
| 221 INTERDEPARTMENTAL TRANSFER-CENTREX PHONE SERV | 2,607.11 | .00 |
| FUND TOTAL | 2,711.15 | .00 |
| 510 BOARD OF EXAMINERS IN BASIC SCIENCE | | |
| 220 BASIC SCIENCE EXAMINATION FUND | | |
| 221 INTERDEPARTMENTAL TRANSFER-CENTREX PHONE SERV | 704.38 | .00 |
| 511 BOARD OF VOCATIONAL NURSE EXAMINERS | | |
| 266 VOCATIONAL NURSE EXAMINERS FUND | | |
| 095 DEPARTMENTAL TRANSFERS-PUR OF SUPP & SERVICES | 39.14 | .00 |
| 221 INTERDEPARTMENTAL TRANSFER-CENTREX PHONE SERV | 1,284.69 | .00 |
| FUND TOTAL | 1,323.83 | .00 |
| 514 OPTOMETRY BOARD | | |
| 034 OPTOMETRY FUND | | |
| 095 DEPARTMENTAL TRANSFERS-PUR OF SUPP & SERVICES | 5.62 | .00 |
| 096 OPERATING FUND TRANSFERS | 10,000.00 | .00 |
| FUND TOTAL | 10,005.62 | .00 |
| 517 COMMISSION ON ALCOHOLISM | | |
| 001 GENERAL REVENUE FUND | | |
| 095 DEPARTMENTAL TRANSFERS-PUR OF SUPP & SERVICES | 23,069.43 | .00 |
| 221 INTERDEPARTMENTAL TRANSFER-CENTREX PHONE SERV | 7,003.21 | .00 |
| FUND TOTAL | 30,072.64 | .00 |
| 518 WATER QUALITY BOARD | | |
| 001 GENERAL REVENUE FUND | | |
| 095 DEPARTMENTAL TRANSFERS-PUR OF SUPP & SERVICES | 57,671.92 | .00 |
| 221 INTERDEPARTMENTAL TRANSFER-CENTREX PHONE SERV | 20,226.13 | .00 |
| 999 EXPENDITURE REFUNDS APPLIED | 22.75 | .00 |
| FUND TOTAL | 77,920.80 | .00 |
| 153 WATER QUALITY FUND | | |
| 095 DEPARTMENTAL TRANSFERS-PUR OF SUPP & SERVICES | 100,645.41 | .00 |
| 221 INTERDEPARTMENTAL TRANSFER-CENTREX PHONE SERV | 7,446.74 | .00 |
| 999 EXPENDITURE REFUNDS APPLIED | 3.00 | .00 |
| FUND TOTAL | 108,095.15 | .00 |
| DEPT TOTAL | 186,015.95 | .00 |

| | GROSS DISBURSEMENTS YEAR TO DATE | REFUND DISBURSEMENTS YEAR TO DATE |
|---|--|---|
| 99 NON-GOVERNMENTAL | | |
| 519 AIR CONTROL BOARD | | |
| 001 GENERAL REVENUE FUND | | |
| 095 DEPARTMENTAL TRANSFERS-PUR OF SUPP & SERVICES | 80.00 | .00 |
| 102 AIR CONTROL BOARD SPECIAL FUND | | |
| 095 DEPARTMENTAL TRANSFERS-PUR OF SUPP & SERVICES | 133.20 | .00 |
| DEPT TOTAL | 213.20 | .00 |
| 520 BD OF EXAMINERS OF PSYCHOLOGISTS | | |
| 024 PSYCHOLOGISTS LICENSING FUND | | |
| 095 DEPARTMENTAL TRANSFERS-PUR OF SUPP & SERVICES | 30.00 | .00 |
| 551 DEPARTMENT OF AGRICULTURE | | |
| 001 GENERAL REVENUE FUND | | |
| 095 DEPARTMENTAL TRANSFERS-PUR OF SUPP & SERVICES | 2,366.13 | .00 |
| 221 INTERDEPARTMENTAL TRANSFER-CENTREX PHONE SERV | 81,912.73 | .00 |
| 999 EXPENDITURE REFUNDS APPLIED | 672.73 | .00 |
| FUND TOTAL | 84,951.59 | .00 |
| 023 DEPARTMENT OF AGRICULTURE FUND | | |
| 095 DEPARTMENTAL TRANSFERS-PUR OF SUPP & SERVICES | 8.64 | .00 |
| 221 INTERDEPARTMENTAL TRANSFER-CENTREX PHONE SERV | 6,175.11 | .00 |
| 999 EXPENDITURE REFUNDS APPLIED | 731.80 | .00 |
| FUND TOTAL | 6,915.55 | .00 |
| DEPT TOTAL | 91,867.14 | .00 |
| 552 WATER RIGHTS COMMISSION | | |
| 001 GENERAL REVENUE FUND | | |
| 095 DEPARTMENTAL TRANSFERS-PUR OF SUPP & SERVICES | 26,029.23 | .00 |
| 221 INTERDEPARTMENTAL TRANSFER-CENTREX PHONE SERV | 15,303.36 | .00 |
| FUND TOTAL | 41,332.59 | .00 |
| 554 TEXAS ANIMAL HEALTH COMMISSION | | |
| 001 GENERAL REVENUE FUND | | |
| 095 DEPARTMENTAL TRANSFERS-PUR OF SUPP & SERVICES | 2,052.16 | .00 |
| 221 INTERDEPARTMENTAL TRANSFER-CENTREX PHONE SERV | 33,720.46 | .00 |
| 999 EXPENDITURE REFUNDS APPLIED | 8.51 | .00 |
| FUND TOTAL | 35,781.13 | .00 |
| 555 AGRICULTURAL EXTENSION SERVICE | | |
| 001 GENERAL REVENUE FUND | | |
| 095 DEPARTMENTAL TRANSFERS-PUR OF SUPP & SERVICES | 575.00 | .00 |
| 999 EXPENDITURE REFUNDS APPLIED | 196.00 | .00 |
| FUND TOTAL | 771.00 | .00 |
| 556 AGRICULTURAL EXPERIMENT STATION | | |
| 001 GENERAL REVENUE FUND | | |
| 095 DEPARTMENTAL TRANSFERS-PUR OF SUPP & SERVICES | 129.45 | .00 |
| 999 EXPENDITURE REFUNDS APPLIED | 5,514.03 | .00 |
| FUND TOTAL | 5,643.48 | .00 |
| 557 VETERINARY MEDICAL DIAGNOSTIC LABORATORY | | |
| 001 GENERAL REVENUE FUND | | |
| 095 DEPARTMENTAL TRANSFERS-PUR OF SUPP & SERVICES | 100.95 | .00 |
| 576 FOREST SERVICE | | |
| 001 GENERAL REVENUE FUND | | |
| 095 DEPARTMENTAL TRANSFERS-PUR OF SUPP & SERVICES | 1,124.92 | .00 |

| | GROSS DISBURSEMENTS YEAR TO DATE | REFUND DISBURSEMENTS YEAR TO DATE |
|---|--|---|
| 99 NON-GOVERNMENTAL | | |
| 999 EXPENDITURE REFUNDS APPLIED | 566.68 | .00 |
| FUND TOTAL | 1,691.60 | .00 |
| 578 BOARD OF VETERINARY EXAMINERS | | |
| 035 VETERINARY FUND | | |
| 095 DEPARTMENTAL TRANSFERS-PUR OF SUPP & SERVICES | 29.21 | .00 |
| 579 RIO GRANDE COMPACT COMMISSION | | |
| 001 GENERAL REVENUE FUND | | |
| 095 DEPARTMENTAL TRANSFERS-PUR OF SUPP & SERVICES | 17.00 | .00 |
| 580 WATER DEVELOPMENT BOARD | | |
| 001 GENERAL REVENUE FUND | | |
| 095 DEPARTMENTAL TRANSFERS-PUR OF SUPP & SERVICES | 61,490.11 | .00 |
| 221 INTERDEPARTMENTAL TRANSFER-CENTREX PHONE SERV | 51,211.57 | .00 |
| 999 EXPENDITURE REFUNDS APPLIED | 226.85 | .00 |
| FUND TOTAL | 112,928.53 | .00 |
| 123 WATER BOARD PLANNING FUND | | |
| 095 DEPARTMENTAL TRANSFERS-PUR OF SUPP & SERVICES | 28,396.35 | .00 |
| 351 WATER DEVELOPMENT FUND | | |
| 072 PURCHASE OF U S GOVERNMENT SECURITIES | 25,915,000.00 | .00 |
| 077 LOANS TO POLITICAL SUB-DIVISIONS | 1,880,000.00 | .00 |
| 080 ACCRUED INTEREST ON INVESTMENTS | 144,974.28 | .00 |
| 083 DISCOUNTS ON INVESTMENTS | 92,425.09- | .00 |
| 085 PREMIUMS ON INVESTMENTS | 1,353.49 | .00 |
| FUND TOTAL | 27,848,902.68 | .00 |
| 352 WATER DEV BD INT & SINKING FUND | | |
| 072 PURCHASE OF U S GOVERNMENT SECURITIES | 16,225,000.00 | .00 |
| 083 DISCOUNTS ON INVESTMENTS | 93,443.26- | .00 |
| 085 PREMIUMS ON INVESTMENTS | 2,662.50- | .00 |
| FUND TOTAL | 16,128,894.24 | .00 |
| 355 STORAGE FACILITIES OPERATION AND MAINT FUND | | |
| 079 PURCHASE OF WATER RIGHTS | 2,404,730.93 | .00 |
| DEPT TOTAL | 46,523,852.73 | .00 |
| 599 PECOS RIVER COMPACT COMMISSION | | |
| 001 GENERAL REVENUE FUND | | |
| 095 DEPARTMENTAL TRANSFERS-PUR OF SUPP & SERVICES | 8,000.00 | .00 |
| 601 HIGHWAY DEPARTMENT | | |
| 006 STATE HIGHWAY FUND | | |
| 095 DEPARTMENTAL TRANSFERS-PUR OF SUPP & SERVICES | 4,089,161.03 | .00 |
| 096 OPERATING FUND TRANSFERS | 14,000.00 | .00 |
| 221 INTERDEPARTMENTAL TRANSFER-CENTREX PHONE SERV | 204,953.38 | .00 |
| 999 EXPENDITURE REFUNDS APPLIED | 571,781.76 | .00 |
| FUND TOTAL | 4,879,896.17 | .00 |
| 021 TRUST ACCT-FEDERAL AID-HIGHWAY ACT FUND | | |
| 093 MISCELLANEOUS NON GOV EXPENDITURES | 167,622.55 | .00 |
| DEPT TOTAL | 5,047,518.72 | .00 |
| 651 CORSICANA STATE HOME | | |
| 001 GENERAL REVENUE FUND | | |
| 095 DEPARTMENTAL TRANSFERS-PUR OF SUPP & SERVICES | 7,693.88 | .00 |

| | GROSS DISBURSEMENTS YEAR TO DATE | REFUND DISBURSEMENTS YEAR TO DATE |
|---|--|---|
| 99 NON-GOVERNMENTAL | | |
| 097 MERCHANDISE PURCHASED FOR RESALE | 2,182.85 | .00 |
| 999 EXPENDITURE REFUNDS APPLIED | 1,232.45 | .00 |
| FUND TOTAL | 11,109.18 | .00 |
| 652 WACO STATE HOME | | |
| 001 GENERAL REVENUE FUND | | |
| 095 DEPARTMENTAL TRANSFERS-PUR OF SUPP & SERVICES | 7,534.76 | .00 |
| 999 EXPENDITURE REFUNDS APPLIED | 300.99 | .00 |
| FUND TOTAL | 7,835.75 | .00 |
| 654 BROWNWOOD STATE SCHOOL FOR GIRLS | | |
| 001 GENERAL REVENUE FUND | | |
| 095 DEPARTMENTAL TRANSFERS-PUR OF SUPP & SERVICES | 3,789.11 | .00 |
| 097 MERCHANDISE PURCHASED FOR RESALE | 914.18 | .00 |
| FUND TOTAL | 4,703.29 | .00 |
| 655 MENTAL HEALTH & MENTAL RETARDATION | | |
| 001 GENERAL REVENUE FUND | | |
| 095 DEPARTMENTAL TRANSFERS-PUR OF SUPP & SERVICES | 150,396.16 | .00 |
| 999 EXPENDITURE REFUNDS APPLIED | 13,087.11 | .00 |
| FUND TOTAL | 163,483.27 | .00 |
| 656 VERNON GERIATRIC CENTER | | |
| 001 GENERAL REVENUE FUND | | |
| 095 DEPARTMENTAL TRANSFERS-PUR OF SUPP & SERVICES | 19,124.05 | .00 |
| 097 MERCHANDISE PURCHASED FOR RESALE | 35,296.98 | .00 |
| 999 EXPENDITURE REFUNDS APPLIED | 272.55 | .00 |
| FUND TOTAL | 54,693.58 | .00 |
| 657 AMARILLO CTR FOR HUMAN DEVELOPMENT | | |
| 001 GENERAL REVENUE FUND | | |
| 095 DEPARTMENTAL TRANSFERS-PUR OF SUPP & SERVICES | 824.24 | .00 |
| 999 EXPENDITURE REFUNDS APPLIED | 29.60 | .00 |
| FUND TOTAL | 853.84 | .00 |
| 658 BEAUMONT CTR FOR HUMAN DEVELOPMENT | | |
| 001 GENERAL REVENUE FUND | | |
| 095 DEPARTMENTAL TRANSFERS-PUR OF SUPP & SERVICES | 12,628.29 | .00 |
| 999 EXPENDITURE REFUNDS APPLIED | 26.40 | .00 |
| FUND TOTAL | 12,654.69 | .00 |
| 659 RIO GRANDE STATE CENTER MHR | | |
| 001 GENERAL REVENUE FUND | | |
| 078 PETTY CASH ADVANCES | .00 | 100.00 |
| 095 DEPARTMENTAL TRANSFERS-PUR OF SUPP & SERVICES | 16,368.16 | .00 |
| 999 EXPENDITURE REFUNDS APPLIED | 420.45 | .00 |
| FUND TOTAL | 16,788.61 | 100.00 |
| 660 DENTON STATE SCHOOL | | |
| 001 GENERAL REVENUE FUND | | |
| 095 DEPARTMENTAL TRANSFERS-PUR OF SUPP & SERVICES | 62,442.31 | .00 |
| 097 MERCHANDISE PURCHASED FOR RESALE | 31,543.52 | .00 |
| 199 REVENUE REFUNDS APPLIED | 42.41 | .00 |
| 999 EXPENDITURE REFUNDS APPLIED | 1,435.87 | .00 |
| FUND TOTAL | 95,464.11 | .00 |

| | GROSS DISBURSEMENTS YEAR TO DATE | REFUND DISBURSEMENTS YEAR TO DATE |
|---|--|---|
| NON-GOVERNMENTAL | | |
| 662 DALLAS MENTAL HEALTH CLINIC | | |
| 001 GENERAL REVENUE FUND | | |
| 095 DEPARTMENTAL TRANSFERS-PUR OF SUPP & SERVICES | 12,727.22 | .00 |
| 999 EXPENDITURE REFUNDS APPLIED | 122.60 | .00 |
| FUND TOTAL | 12,849.82 | .00 |
| 663 COMMISSION FOR INDIAN AFFAIRS | | |
| 001 GENERAL REVENUE FUND | | |
| 095 DEPARTMENTAL TRANSFERS-PUR OF SUPP & SERVICES | 593.85 | .00 |
| 664 FORT WORTH MENTAL HEALTH CLINIC | | |
| 001 GENERAL REVENUE FUND | | |
| 095 DEPARTMENTAL TRANSFERS-PUR OF SUPP & SERVICES | 5,263.59 | .00 |
| 666 FAST TEXAS STATE CHEST HOSPITAL | | |
| 001 GENERAL REVENUE FUND | | |
| 095 DEPARTMENTAL TRANSFERS-PUR OF SUPP & SERVICES | 16,012.80 | .00 |
| 199 REVENUE REFUNDS APPLIED | 37.69 | .00 |
| 999 EXPENDITURE REFUNDS APPLIED | 278.76 | .00 |
| FUND TOTAL | 16,329.25 | .00 |
| 668 RICHMOND STATE SCHOOL | | |
| 001 GENERAL REVENUE FUND | | |
| 095 DEPARTMENTAL TRANSFERS-PUR OF SUPP & SERVICES | 39,292.22 | .00 |
| 097 MERCHANDISE PURCHASED FOR RESALE | 15,119.45 | 147.72 |
| 199 REVENUE REFUNDS APPLIED | 14.15 | .00 |
| 999 EXPENDITURE REFUNDS APPLIED | 2,073.11 | .00 |
| FUND TOTAL | 56,498.93 | 147.72 |
| 669 LUFKIN STATE SCHOOL | | |
| 001 GENERAL REVENUE FUND | | |
| 095 DEPARTMENTAL TRANSFERS-PUR OF SUPP & SERVICES | 48,631.40 | .00 |
| 097 MERCHANDISE PURCHASED FOR RESALE | 36,845.37 | 130.73 |
| 199 REVENUE REFUNDS APPLIED | 8.63 | .00 |
| 999 EXPENDITURE REFUNDS APPLIED | 2,409.97 | .00 |
| FUND TOTAL | 87,895.37 | 130.73 |
| 670 CORPUS CHRISTI STATE SCHOOL | | |
| 001 GENERAL REVENUE FUND | | |
| 095 DEPARTMENTAL TRANSFERS-PUR OF SUPP & SERVICES | 12,860.34 | .00 |
| 097 MERCHANDISE PURCHASED FOR RESALE | 1,386.82 | .00 |
| 999 EXPENDITURE REFUNDS APPLIED | 19.35 | .00 |
| FUND TOTAL | 14,266.51 | .00 |
| 671 SAN ANGELO CENTER MHR | | |
| 001 GENERAL REVENUE FUND | | |
| 095 DEPARTMENTAL TRANSFERS-PUR OF SUPP & SERVICES | 15,305.99 | .00 |
| 999 EXPENDITURE REFUNDS APPLIED | 132.19 | .00 |
| FUND TOTAL | 15,438.18 | .00 |
| 672 MEXIA STATE SCHOOL | | |
| 001 GENERAL REVENUE FUND | | |
| 095 DEPARTMENTAL TRANSFERS-PUR OF SUPP & SERVICES | 107,691.90 | .00 |
| 097 MERCHANDISE PURCHASED FOR RESALE | 72,355.03 | 177.23 |
| 199 REVENUE REFUNDS APPLIED | 49.78 | .00 |

| | GROSS DISBURSEMENTS YEAR TO DATE | REFUND DISBURSEMENTS YEAR TO DATE |
|---|--|---|
| 99 NON-GOVERNMENTAL | | |
| 999 EXPENDITURE REFUNDS APPLIED | 1,026.46 | .00 |
| FUND TOTAL | 181,123.17 | 177.23 |
| 673 SAN ANTONIO STATE CHEST HOSPITAL | | |
| 001 GENERAL REVENUE FUND | | |
| 078 PETTY CASH ADVANCES | 100.00 | .00 |
| 095 DEPARTMENTAL TRANSFERS-PUR OF SUPP & SERVICES | 14,396.36 | .00 |
| 199 REVENUE REFUNDS APPLIED | 9,200.00 | .00 |
| 999 EXPENDITURE REFUNDS APPLIED | 1,223.30 | .00 |
| FUND TOTAL | 24,919.66 | .00 |
| 674 KERRVILLE STATE HOSPITAL | | |
| 001 GENERAL REVENUE FUND | | |
| 095 DEPARTMENTAL TRANSFERS-PUR OF SUPP & SERVICES | 59,466.25 | .00 |
| 097 MERCHANDISE PURCHASED FOR RESALE | 64,311.42 | .00 |
| 999 EXPENDITURE REFUNDS APPLIED | 746.22 | .00 |
| FUND TOTAL | 124,523.89 | .00 |
| 675 TRAVIS STATE SCHOOL | | |
| 001 GENERAL REVENUE FUND | | |
| 095 DEPARTMENTAL TRANSFERS-PUR OF SUPP & SERVICES | 122,631.46 | .00 |
| 097 MERCHANDISE PURCHASED FOR RESALE | 66,199.68 | .00 |
| 199 REVENUE REFUNDS APPLIED | 4.71 | .00 |
| 999 EXPENDITURE REFUNDS APPLIED | 1,142.86 | .00 |
| FUND TOTAL | 189,978.71 | .00 |
| 676 ABILENE STATE SCHOOL | | |
| 001 GENERAL REVENUE FUND | | |
| 095 DEPARTMENTAL TRANSFERS-PUR OF SUPP & SERVICES | 89,480.27 | .00 |
| 097 MERCHANDISE PURCHASED FOR RESALE | 44,820.64 | 3.25 |
| 999 EXPENDITURE REFUNDS APPLIED | 667.68 | .00 |
| FUND TOTAL | 134,968.59 | 3.25 |
| 677 AUSTIN STATE HOSPITAL | | |
| 001 GENERAL REVENUE FUND | | |
| 095 DEPARTMENTAL TRANSFERS-PUR OF SUPP & SERVICES | 133,700.50 | .00 |
| 097 MERCHANDISE PURCHASED FOR RESALE | 97,168.37 | .00 |
| 199 REVENUE REFUNDS APPLIED | 32.98 | .00 |
| 999 EXPENDITURE REFUNDS APPLIED | 4,180.99 | .00 |
| FUND TOTAL | 235,082.84 | .00 |
| 678 AUSTIN STATE SCHOOL | | |
| 001 GENERAL REVENUE FUND | | |
| 095 DEPARTMENTAL TRANSFERS-PUR OF SUPP & SERVICES | 116,427.16 | .00 |
| 097 MERCHANDISE PURCHASED FOR RESALE | 56,188.88 | .00 |
| 199 REVENUE REFUNDS APPLIED | 54.48 | .00 |
| 999 EXPENDITURE REFUNDS APPLIED | 6,944.01 | .00 |
| FUND TOTAL | 177,214.53 | .00 |
| 679 RUSK STATE HOSPITAL | | |
| 001 GENERAL REVENUE FUND | | |
| 095 DEPARTMENTAL TRANSFERS-PUR OF SUPP & SERVICES | 79,755.00 | .00 |
| 097 MERCHANDISE PURCHASED FOR RESALE | 136,985.25 | 190.00 |
| 199 REVENUE REFUNDS APPLIED | 70.68 | .00 |

| | GROSS DISBURSEMENTS YEAR TO DATE | REFUND DISBURSEMENTS YEAR TO DATE |
|---|--|---|
| 99 NON-GOVERNMENTAL | | |
| 999 EXPENDITURE REFUNDS APPLIED | 1,426.37 | .00 |
| FUND TOTAL | 218,237.30 | 190.00 |
| 681 SAN ANTONIO STATE HOSPITAL | | |
| 001 GENERAL REVENUE FUND | | |
| 078 PETTY CASH ADVANCES | 200.00 | .00 |
| 095 DEPARTMENTAL TRANSFERS-PUR OF SUPP & SERVICES | 172,268.71 | .00 |
| 097 MERCHANDISE PURCHASED FOR RESALE | 84,795.04 | 24.26 |
| 999 EXPENDITURE REFUNDS APPLIED | 144,338.32 | .00 |
| FUND TOTAL | 401,602.07 | 24.26 |
| 682 TERRELL STATE HOSPITAL | | |
| 001 GENERAL REVENUE FUND | | |
| 095 DEPARTMENTAL TRANSFERS-PUR OF SUPP & SERVICES | 97,284.94 | .00 |
| 097 MERCHANDISE PURCHASED FOR RESALE | 101,020.96 | .00 |
| 199 REVENUE REFUNDS APPLIED | 122.51 | .00 |
| 999 EXPENDITURE REFUNDS APPLIED | 978.85 | .00 |
| FUND TOTAL | 199,407.26 | .00 |
| 683 WICHITA FALLS STATE HOSPITAL | | |
| 001 GENERAL REVENUE FUND | | |
| 095 DEPARTMENTAL TRANSFERS-PUR OF SUPP & SERVICES | 72,405.04 | .00 |
| 097 MERCHANDISE PURCHASED FOR RESALE | 109,113.04 | .00 |
| 199 REVENUE REFUNDS APPLIED | 23.56 | .00 |
| 999 EXPENDITURE REFUNDS APPLIED | 841.09 | .00 |
| FUND TOTAL | 182,382.73 | .00 |
| 684 HARLINGEN STATE CHEST SANATORIUM | | |
| 001 GENERAL REVENUE FUND | | |
| 095 DEPARTMENTAL TRANSFERS-PUR OF SUPP & SERVICES | 5,074.99 | .00 |
| 199 REVENUE REFUNDS APPLIED | 84.82 | .00 |
| 999 EXPENDITURE REFUNDS APPLIED | 153.91 | .00 |
| FUND TOTAL | 5,313.72 | .00 |
| 685 RESEARCH INSTITUTE OF MENTAL SCIENCES | | |
| 001 GENERAL REVENUE FUND | | |
| 095 DEPARTMENTAL TRANSFERS-PUR OF SUPP & SERVICES | 10,995.28 | .00 |
| 199 REVENUE REFUNDS APPLIED | 18.84 | .00 |
| 999 EXPENDITURE REFUNDS APPLIED | 7,464.72 | .00 |
| FUND TOTAL | 18,478.84 | .00 |
| 686 BIG SPRING STATE HOSPITAL | | |
| 001 GENERAL REVENUE FUND | | |
| 095 DEPARTMENTAL TRANSFERS-PUR OF SUPP & SERVICES | 50,034.64 | .00 |
| 097 MERCHANDISE PURCHASED FOR RESALE | 68,431.24 | .00 |
| 999 EXPENDITURE REFUNDS APPLIED | 481.24 | .00 |
| FUND TOTAL | 118,947.12 | .00 |
| 687 LUBBOCK STATE SCHOOL | | |
| 001 GENERAL REVENUE FUND | | |
| 078 PETTY CASH ADVANCES | 500.00 | .00 |
| 095 DEPARTMENTAL TRANSFERS-PUR OF SUPP & SERVICES | 18,039.28 | .00 |
| 097 MERCHANDISE PURCHASED FOR RESALE | 6,618.63 | .00 |
| 999 EXPENDITURE REFUNDS APPLIED | 287.60 | .00 |

| | GROSS DISBURSEMENTS YEAR TO DATE | REFUND DISBURSEMENTS YEAR TO DATE |
|---|--|---|
| 99 NON-GOVERNMENTAL | | |
| FUND TOTAL | 25,445.51 | .00 |
| 690 WEST TEXAS CHILDRENS HOME | | |
| 001 GENERAL REVENUE FUND | | |
| 095 DEPARTMENTAL TRANSFERS-PUR OF SUPP & SERVICES | 4,746.39 | .00 |
| 999 EXPENDITURE REFUNDS APPLIED | 84.90 | .00 |
| FUND TOTAL | 4,831.29 | .00 |
| 691 GATESVILLE STATE SCHOOL FOR BOYS | | |
| 001 GENERAL REVENUE FUND | | |
| 095 DEPARTMENTAL TRANSFERS-PUR OF SUPP & SERVICES | 92,204.91 | .00 |
| 097 MERCHANDISE PURCHASED FOR RESALE | 18,474.03 | 6.12 |
| 999 EXPENDITURE REFUNDS APPLIED | 729.74 | .00 |
| FUND TOTAL | 111,408.68 | 6.12 |
| 692 GAINESVILLE STATE SCHOOL FOR GIRLS | | |
| 001 GENERAL REVENUE FUND | | |
| 095 DEPARTMENTAL TRANSFERS-PUR OF SUPP & SERVICES | 9,183.41 | .00 |
| 097 MERCHANDISE PURCHASED FOR RESALE | 6,138.06 | .00 |
| 999 EXPENDITURE REFUNDS APPLIED | 227.85 | .00 |
| FUND TOTAL | 15,549.32 | .00 |
| 693 CROCKETT STATE SCHOOL FOR GIRLS | | |
| 001 GENERAL REVENUE FUND | | |
| 095 DEPARTMENTAL TRANSFERS-PUR OF SUPP & SERVICES | 7,343.86 | .00 |
| 097 MERCHANDISE PURCHASED FOR RESALE | 4,043.37 | .00 |
| 999 EXPENDITURE REFUNDS APPLIED | 12.63 | .00 |
| FUND TOTAL | 11,399.86 | .00 |
| 694 YOUTH COUNCIL | | |
| 001 GENERAL REVENUE FUND | | |
| 095 DEPARTMENTAL TRANSFERS-PUR OF SUPP & SERVICES | 3,830.49 | .00 |
| 999 EXPENDITURE REFUNDS APPLIED | 55.30 | .00 |
| FUND TOTAL | 3,885.79 | .00 |
| 695 MOUNT VIEW SCHOOL FOR BOYS | | |
| 001 GENERAL REVENUE FUND | | |
| 095 DEPARTMENTAL TRANSFERS-PUR OF SUPP & SERVICES | 42,412.16 | .00 |
| 097 MERCHANDISE PURCHASED FOR RESALE | 20,142.74 | .00 |
| 999 EXPENDITURE REFUNDS APPLIED | 247.60 | .00 |
| FUND TOTAL | 62,802.50 | .00 |
| 696 DEPARTMENT OF CORRECTIONS | | |
| 001 GENERAL REVENUE FUND | | |
| 095 DEPARTMENTAL TRANSFERS-PUR OF SUPP & SERVICES | 94,308.01 | .00 |
| 999 EXPENDITURE REFUNDS APPLIED | 65,023.03 | .00 |
| FUND TOTAL | 159,331.04 | .00 |
| 156 INDUSTRIAL REVOLVING FUND | | |
| 999 EXPENDITURE REFUNDS APPLIED | 1,423.54 | .00 |
| 272 BOARD OF CORRECTIONS MINERAL FUND | | |
| 096 OPERATING FUND TRANSFERS | 22,000.00 | .00 |
| DEPT TOTAL | 182,754.58 | .00 |
| 697 BOARD OF PARDONS & PAROLES | | |
| 001 GENERAL REVENUE FUND | | |
| 095 DEPARTMENTAL TRANSFERS-PUR OF SUPP & SERVICES | 190.60 | .00 |

| | GROSS DISBURSEMENTS YEAR TO DATE | REFUND DISBURSEMENTS YEAR TO DATE |
|---|--|---|
| 99 NON-GOVERNMENTAL | | |
| 221 INTERDEPARTMENTAL TRANSFER-CENTREX PHONE SERV | 3,851.60 | .00 |
| 999 EXPENDITURE REFUNDS APPLIED | 9.73 | .00 |
| FUND TOTAL | 4,051.93 | .00 |
| 701 TEXAS EDUCATION AGENCY | | |
| 001 GENERAL REVENUE FUND | | |
| 095 DEPARTMENTAL TRANSFERS-PUR OF SUPP & SERVICES | 19,635.85 | .00 |
| 096 OPERATING FUND TRANSFERS | 64,944.00 | .00 |
| 099 DEPT TRANSFER-APPRO & CASH TRANSFERS | 3,211,063.76 | .00 |
| 999 EXPENDITURE REFUNDS APPLIED | 2,837.38 | .00 |
| FUND TOTAL | 3,298,480.99 | .00 |
| 002 AVAILABLE SCHOOL FUND | | |
| 080 ACCRUED INTEREST ON INVESTMENTS | 140,346.36 | .00 |
| 999 EXPENDITURE REFUNDS APPLIED | 2,858.07 | .00 |
| FUND TOTAL | 143,204.43 | .00 |
| 003 TEXTBOOK FUND | | |
| 096 OPERATING FUND TRANSFERS | 468,753.76 | .00 |
| 030 EDUCATION AGENCY DRIVER EDUCATION FUND | | |
| 095 DEPARTMENTAL TRANSFERS-PUR OF SUPP & SERVICES | 50,000.00 | .00 |
| 096 OPERATING FUND TRANSFERS | 75,655.67 | .00 |
| 999 EXPENDITURE REFUNDS APPLIED | 5,755.99 | .00 |
| FUND TOTAL | 131,411.66 | .00 |
| 038 CENTRAL EDUCATION AGENCY PROGRAM FUND | | |
| 999 EXPENDITURE REFUNDS APPLIED | 881,375.21 | .00 |
| 044 PERMANENT SCHOOL FUND | | |
| 075 PURCHASE OF CORPORATE BONDS | 31,740,000.00 | .00 |
| 076 PURCHASE OF CORPORATE STOCK | 38,878,185.21 | .00 |
| 083 DISCOUNTS ON INVESTMENTS | 905,519.49 | .00 |
| 085 PREMIUMS ON INVESTMENTS | 18,575.00 | .00 |
| FUND TOTAL | 71,542,279.70 | .00 |
| 112 EDUCATION AGENCY OPERATING FUND | | |
| 095 DEPARTMENTAL TRANSFERS-PUR OF SUPP & SERVICES | 24,630.16 | .00 |
| 221 INTERDEPARTMENTAL TRANSFER-CENTREX PHONE SERV | 141,705.95 | .00 |
| 999 EXPENDITURE REFUNDS APPLIED | 480.98 | .00 |
| FUND TOTAL | 166,817.09 | .00 |
| 148 FEDERAL HEALTH EDUCATION & WELFARE FUND | | |
| 095 DEPARTMENTAL TRANSFERS-PUR OF SUPP & SERVICES | 329,114.45 | .00 |
| 096 OPERATING FUND TRANSFERS | 6,058,540.19 | .00 |
| 199 REVENUE REFUNDS APPLIED | 2,805.83 | .00 |
| 999 EXPENDITURE REFUNDS APPLIED | 335,702.50 | .00 |
| FUND TOTAL | 6,726,162.97 | .00 |
| 171 FEDERAL SCHOOL LUNCH FUND | | |
| 999 EXPENDITURE REFUNDS APPLIED | 23,545.12 | .00 |
| 193 FOUNDATION SCHOOL FUND | | |
| 096 OPERATING FUND TRANSFERS | 1,945,365.00 | .00 |
| DEPT TOTAL | 85,327,395.93 | .00 |
| 710 A & M UNIV SYSTEM ADMINISTRATION | | |
| 001 GENERAL REVENUE FUND | | |
| 999 EXPENDITURE REFUNDS APPLIED | 2,235.20 | .00 |

| | GROSS DISBURSEMENTS YEAR TO DATE | REFUND DISBURSEMENTS YEAR TO DATE |
|---|--|---|
| 99 NON-GOVERNMENTAL | | |
| 095 A & M UNIV MINERAL INVESTMENT FUND | | |
| 072 PURCHASE OF U S GOVERNMENT SECURITIES | 230,000.00 | .00 |
| 074 PUR OF NOTES & OTHER EVIDENCES OF INDEBT | 223,975.00- | .00 |
| FUND TOTAL | 6,025.00 | .00 |
| 096 A & M UNIV MINERAL INCOME FUND | | |
| 072 PURCHASE OF U S GOVERNMENT SECURITIES | 85,000.00 | .00 |
| 074 PUR OF NOTES & OTHER EVIDENCES OF INDEBT | 54,460.00- | .00 |
| 080 ACCRUED INTEREST ON INVESTMENTS | 86.11 | .00 |
| 085 PREMIUMS ON INVESTMENTS | 81.25 | .00 |
| FUND TOTAL | 30,707.36 | .00 |
| 185 A & M UNIV WORKMENS COMP INS FUND | | |
| 001 SALARIES AND WAGES | 1,288.00 | .00 |
| 002 PROFESSIONAL SERVICES AND FEES | 924.62 | 1,972.55 |
| 999 EXPENDITURE REFUNDS APPLIED | 1,972.55 | .00 |
| FUND TOTAL | 4,185.17 | 1,972.55 |
| DEPT TOTAL | 43,152.73 | 1,972.55 |
| 711 A & M UNIVERSITY MAIN UNIVERSITY | | |
| 001 GENERAL REVENUE FUND | | |
| 095 DEPARTMENTAL TRANSFERS-PUR OF SUPP & SERVICES | 5,156.65 | .00 |
| 199 REVENUE REFUNDS APPLIED | 8.95 | .00 |
| 999 EXPENDITURE REFUNDS APPLIED | 22,881.77 | .00 |
| FUND TOTAL | 28,047.37 | .00 |
| 047 A & M UNIV AVAILABLE FUND | | |
| 095 DEPARTMENTAL TRANSFERS-PUR OF SUPP & SERVICES | 689.85 | .00 |
| 999 EXPENDITURE REFUNDS APPLIED | 126,270.80 | .00 |
| FUND TOTAL | 126,960.65 | .00 |
| 242 A & M UNIV CURRENT FUND | | |
| 095 DEPARTMENTAL TRANSFERS-PUR OF SUPP & SERVICES | 2,062.01 | .00 |
| 199 REVENUE REFUNDS APPLIED | 73,835.30 | .00 |
| 999 EXPENDITURE REFUNDS APPLIED | 18,756.59 | .00 |
| FUND TOTAL | 94,653.90 | .00 |
| DEPT TOTAL | 249,661.92 | .00 |
| 712 ENGINEERING EXPERIMENT STATION & TRANSPR INST | | |
| 001 GENERAL REVENUE FUND | | |
| 999 EXPENDITURE REFUNDS APPLIED | 663.24 | .00 |
| 713 TARLETON COLLEGE | | |
| 001 GENERAL REVENUE FUND | | |
| 095 DEPARTMENTAL TRANSFERS-PUR OF SUPP & SERVICES | 208.27 | .00 |
| 243 TARLETON COLLEGE CURRENT FUND | | |
| 095 DEPARTMENTAL TRANSFERS-PUR OF SUPP & SERVICES | 1,244.78 | .00 |
| 199 REVENUE REFUNDS APPLIED | 4,418.31 | .00 |
| FUND TOTAL | 5,663.09 | .00 |
| DEPT TOTAL | 5,871.36 | .00 |
| 714 U OF T AT ARLINGTON | | |
| 001 GENERAL REVENUE FUND | | |
| 095 DEPARTMENTAL TRANSFERS-PUR OF SUPP & SERVICES | 143.20 | .00 |
| 999 EXPENDITURE REFUNDS APPLIED | 9,960.21 | .00 |

| | GROSS DISBURSEMENTS YEAR TO DATE | REFUND DISBURSEMENTS YEAR TO DATE |
|---|--|---|
| 99 NON-GOVERNMENTAL | | |
| FUND TOTAL | 10,103.41 | .00 |
| 244 UT AT ARLINGTON CURRENT FUND | | |
| 095 DEPARTMENTAL TRANSFERS-PUR OF SUPP & SERVICES | 2,069.95 | .00 |
| 199 REVENUE REFUNDS APPLIED | 29,994.98 | .00 |
| 999 EXPENDITURE REFUNDS APPLIED | 1,155.84 | .00 |
| FUND TOTAL | 33,220.77 | .00 |
| DEPT TOTAL | 43,324.18 | .00 |
| 715 PRAIRIE VIEW A & M COLLEGE | | |
| 001 GENERAL REVENUE FUND | | |
| 095 DEPARTMENTAL TRANSFERS-PUR OF SUPP & SERVICES | 91.29 | .00 |
| 999 EXPENDITURE REFUNDS APPLIED | 624.12 | .00 |
| FUND TOTAL | 715.41 | .00 |
| 245 PRAIRIE VIEW A & M COLLEGE CURRENT FUND | | |
| 095 DEPARTMENTAL TRANSFERS-PUR OF SUPP & SERVICES | 2,231.88 | .00 |
| 199 REVENUE REFUNDS APPLIED | 4,911.67 | .00 |
| 999 EXPENDITURE REFUNDS APPLIED | 885.22 | .00 |
| FUND TOTAL | 8,028.77 | .00 |
| DEPT TOTAL | 8,744.18 | .00 |
| 717 SOUTHERN UNIVERSITY | | |
| 001 GENERAL REVENUE FUND | | |
| 095 DEPARTMENTAL TRANSFERS-PUR OF SUPP & SERVICES | 351.45 | .00 |
| 247 TEXAS SOUTHERN UNIVERSITY CURRENT FUND | | |
| 095 DEPARTMENTAL TRANSFERS-PUR OF SUPP & SERVICES | 976.32 | .00 |
| 199 REVENUE REFUNDS APPLIED | 9,411.85 | .00 |
| FUND TOTAL | 10,388.17 | .00 |
| DEPT TOTAL | 10,739.62 | .00 |
| 718 TEXAS MARITIME ACADEMY | | |
| 001 GENERAL REVENUE FUND | | |
| 095 DEPARTMENTAL TRANSFERS-PUR OF SUPP & SERVICES | 383.83 | .00 |
| 999 EXPENDITURE REFUNDS APPLIED | 262.11 | .00 |
| FUND TOTAL | 645.94 | .00 |
| 275 TEXAS MARITIME ACADEMY CURRENT FUND | | |
| 199 REVENUE REFUNDS APPLIED | 202.00 | .00 |
| 999 EXPENDITURE REFUNDS APPLIED | 55.32 | .00 |
| FUND TOTAL | 257.32 | .00 |
| DEPT TOTAL | 903.26 | .00 |
| 719 TEXAS STATE TECHNICAL INSTITUTE | | |
| 001 GENERAL REVENUE FUND | | |
| 095 DEPARTMENTAL TRANSFERS-PUR OF SUPP & SERVICES | 1,095.20 | .00 |
| 999 EXPENDITURE REFUNDS APPLIED | 2,619.13 | .00 |
| FUND TOTAL | 3,714.33 | .00 |
| 237 TEXAS STATE TECHNICAL INSTITUTE FUND | | |
| 199 REVENUE REFUNDS APPLIED | 54.00 | .00 |
| DEPT TOTAL | 3,768.33 | .00 |
| 721 UNIVERSITY OF TEXAS AT AUSTIN | | |
| 001 GENERAL REVENUE FUND | | |
| 095 DEPARTMENTAL TRANSFERS-PUR OF SUPP & SERVICES | 8,322.99 | .00 |

| | GROSS DISBURSEMENTS YEAR TO DATE | REFUND DISBURSEMENTS YEAR TO DATE |
|---|--|---|
| 99 NON-GOVERNMENTAL | | |
| 011 AVAILABLE UNIVERSITY FUND | | |
| 080 ACCRUED INTEREST ON INVESTMENTS | 1,739,109.32 | .00 |
| 095 DEPARTMENTAL TRANSFERS-PUR OF SUPP & SERVICES | 14,339.44 | .00 |
| 999 EXPENDITURE REFUNDS APPLIED | 24.50 | .00 |
| FUND TOTAL | 1,753,473.26 | .00 |
| 045 PERMANENT UNIVERSITY FUND | | |
| 072 PURCHASE OF U S GOVERNMENT SECURITIES | 44,385,000.00 | .00 |
| 074 PUR OF NOTES & OTHER EVIDENCES OF INDEBT | 6,927,449.79 | .00 |
| 075 PURCHASE OF CORPORATE BONDS | 210,024,000.00 | .00 |
| 076 PURCHASE OF CORPORATE STOCK | 52,678,395.91 | .00 |
| 083 DISCOUNTS ON INVESTMENTS | 536,649.92 | .00 |
| 085 PREMIUMS ON INVESTMENTS | 3,401,989.29 | .00 |
| FUND TOTAL | 311,149,506.33 | .00 |
| 248 UNIV OF TEXAS AT AUSTIN CURRENT FUND | | |
| 095 DEPARTMENTAL TRANSFERS-PUR OF SUPP & SERVICES | 3,169.95 | .00 |
| 199 REVENUE REFUNDS APPLIED | 4,263.65 | .00 |
| FUND TOTAL | 7,433.60 | .00 |
| DEPT TOTAL | 312,918,736.18 | .00 |
| 722 U OF T MEDICAL SCHOOL AT SAN ANTONIO | | |
| 001 GENERAL REVENUE FUND | | |
| 095 DEPARTMENTAL TRANSFERS-PUR OF SUPP & SERVICES | 519.24 | .00 |
| 724 U OF T AT EL PASO | | |
| 250 UT AT EL PASO CURRENT FUND | | |
| 095 DEPARTMENTAL TRANSFERS-PUR OF SUPP & SERVICES | 7,049.31 | .00 |
| 728 U OF T DENTAL SCHOOL AT HOUSTON | | |
| 001 GENERAL REVENUE FUND | | |
| 095 DEPARTMENTAL TRANSFERS-PUR OF SUPP & SERVICES | 160.45 | .00 |
| 729 TEXAS SOUTHWESTERN MEDICAL SCHOOL | | |
| 001 GENERAL REVENUE FUND | | |
| 095 DEPARTMENTAL TRANSFERS-PUR OF SUPP & SERVICES | 1,297.78 | .00 |
| 730 UNIVERSITY OF HOUSTON | | |
| 001 GENERAL REVENUE FUND | | |
| 095 DEPARTMENTAL TRANSFERS-PUR OF SUPP & SERVICES | 78.50 | .00 |
| 225 UNIVERSITY OF HOUSTON CURRENT FUND | | |
| 095 DEPARTMENTAL TRANSFERS-PUR OF SUPP & SERVICES | 5,249.41 | .00 |
| DEPT TOTAL | 5,327.91 | .00 |
| 731 TEXAS WOMANS UNIVERSITY | | |
| 001 GENERAL REVENUE FUND | | |
| 095 DEPARTMENTAL TRANSFERS-PUR OF SUPP & SERVICES | 3,044.18 | .00 |
| 253 TEXAS WOMANS UNIVERSITY CURRENT FUND | | |
| 095 DEPARTMENTAL TRANSFERS-PUR OF SUPP & SERVICES | 301.95 | .00 |
| DEPT TOTAL | 3,346.13 | .00 |
| 732 A & I UNIVERSITY | | |
| 001 GENERAL REVENUE FUND | | |
| 095 DEPARTMENTAL TRANSFERS-PUR OF SUPP & SERVICES | 1,176.16 | .00 |
| 999 EXPENDITURE REFUNDS APPLIED | 745.77 | .00 |
| FUND TOTAL | 1,921.93 | .00 |

| | GROSS DISBURSEMENTS YEAR TO DATE | REFUND DISBURSEMENTS YEAR TO DATE |
|---|--|---|
| 199 NON-GOVERNMENTAL | | |
| 254 A & I UNIV CURRENT FUND | | |
| 095 DEPARTMENTAL TRANSFERS-PUR OF SUPP & SERVICES | 3,237.53 | .00 |
| 199 REVENUE REFUNDS APPLIED | 30,092.88 | .00 |
| FUND TOTAL | 33,330.41 | .00 |
| DEPT TOTAL | 35,252.34 | .00 |
| 733 TEXAS TECHNOLOGICAL UNIV | | |
| 001 GENERAL REVENUE FUND | | |
| 095 DEPARTMENTAL TRANSFERS-PUR OF SUPP & SERVICES | 190.01 | .00 |
| 999 EXPENDITURE REFUNDS APPLIED | 3,920.82 | .00 |
| FUND TOTAL | 4,110.83 | .00 |
| 255 TEXAS TECHNOLOGICAL UNIV CURRENT FUND | | |
| 095 DEPARTMENTAL TRANSFERS-PUR OF SUPP & SERVICES | 4,156.32 | .00 |
| 199 REVENUE REFUNDS APPLIED | 36,336.65 | .00 |
| 999 EXPENDITURE REFUNDS APPLIED | 309.13 | .00 |
| FUND TOTAL | 40,802.10 | .00 |
| DEPT TOTAL | 44,912.93 | .00 |
| 734 LAMAR UNIVERSITY | | |
| 256 LAMAR UNIVERSITY CURRENT FUND | | |
| 095 DEPARTMENTAL TRANSFERS-PUR OF SUPP & SERVICES | 8,154.83 | .00 |
| 199 REVENUE REFUNDS APPLIED | 17,671.59 | .00 |
| FUND TOTAL | 25,826.42 | .00 |
| 735 MIDWESTERN UNIVERSITY | | |
| 001 GENERAL REVENUE FUND | | |
| 095 DEPARTMENTAL TRANSFERS-PUR OF SUPP & SERVICES | 9.55 | .00 |
| 264 MIDWESTERN UNIVERSITY CURRENT FUND | | |
| 095 DEPARTMENTAL TRANSFERS-PUR OF SUPP & SERVICES | 3,044.13 | .00 |
| 199 REVENUE REFUNDS APPLIED | 7,795.49 | .00 |
| FUND TOTAL | 10,839.62 | .00 |
| DEPT TOTAL | 10,849.17 | .00 |
| 736 PAN AMERICAN UNIVERSITY | | |
| 226 PAN AMERICAN UNIV CURRENT FUND | | |
| 095 DEPARTMENTAL TRANSFERS-PUR OF SUPP & SERVICES | 3,475.49 | .00 |
| 999 EXPENDITURE REFUNDS APPLIED | 926.94 | .00 |
| FUND TOTAL | 4,402.43 | .00 |
| 737 ANGELO STATE UNIV | | |
| 227 ANGELO STATE UNIV CURRENT FUND | | |
| 095 DEPARTMENTAL TRANSFERS-PUR OF SUPP & SERVICES | 5,227.98 | .00 |
| 199 REVENUE REFUNDS APPLIED | 4,850.70 | .00 |
| FUND TOTAL | 10,078.68 | .00 |
| 739 TEXAS TECH UNIVER SCHOOL OF MEDICINE | | |
| 001 GENERAL REVENUE FUND | | |
| 095 DEPARTMENTAL TRANSFERS-PUR OF SUPP & SERVICES | 198,884.41 | .00 |
| 999 EXPENDITURE REFUNDS APPLIED | 163.25 | .00 |
| FUND TOTAL | 199,047.66 | .00 |
| 740 UT DENTAL BR AT SAN ANTONIO | | |
| 001 GENERAL REVENUE FUND | | |
| 095 DEPARTMENTAL TRANSFERS-PUR OF SUPP & SERVICES | 93.70 | .00 |


| | GROSS DISBURSEMENTS YEAR TO DATE | REFUND DISBURSEMENTS YEAR TO DATE |
|---|--|---|
| 99 NON-GOVERNMENTAL | | |
| 751 EAST TEXAS STATE UNIV | | |
| 001 GENERAL REVENUE FUND | | |
| 095 DEPARTMENTAL TRANSFERS-PUR OF SUPP & SERVICES | 3,643.58 | .00 |
| 999 EXPENDITURE REFUNDS APPLIED | 173.20 | .00 |
| FUND TOTAL | 3,816.78 | .00 |
| 257 EAST TEXAS STATE UNIV CURRENT FUND | | |
| 095 DEPARTMENTAL TRANSFERS-PUR OF SUPP & SERVICES | 673.00 | .00 |
| 199 REVENUE REFUNDS APPLIED | 13,472.54 | .00 |
| 999 EXPENDITURE REFUNDS APPLIED | 73.75 | .00 |
| FUND TOTAL | 14,219.29 | .00 |
| DEPT TOTAL | 18,036.07 | .00 |
| 752 NORTH TEXAS STATE UNIVERSITY | | |
| 001 GENERAL REVENUE FUND | | |
| 095 DEPARTMENTAL TRANSFERS-PUR OF SUPP & SERVICES | 277.25 | .00 |
| 258 NORTH TEXAS STATE UNIV CURRENT FUND | | |
| 095 DEPARTMENTAL TRANSFERS-PUR OF SUPP & SERVICES | 7,645.51 | .00 |
| 199 REVENUE REFUNDS APPLIED | 12,640.53 | .00 |
| FUND TOTAL | 20,286.04 | .00 |
| DEPT TOTAL | 20,563.29 | .00 |
| 753 SAM HOUSTON STATE UNIV | | |
| 001 GENERAL REVENUE FUND | | |
| 095 DEPARTMENTAL TRANSFERS-PUR OF SUPP & SERVICES | 1,368.08 | .00 |
| 259 SAM HOUSTON UNIV CURRENT FUND | | |
| 095 DEPARTMENTAL TRANSFERS-PUR OF SUPP & SERVICES | 11,528.38 | .00 |
| 199 REVENUE REFUNDS APPLIED | 1,553.40 | .00 |
| FUND TOTAL | 13,081.78 | .00 |
| DEPT TOTAL | 14,449.86 | .00 |
| 754 SOUTHWEST TEXAS STATE UNIV | | |
| 001 GENERAL REVENUE FUND | | |
| 095 DEPARTMENTAL TRANSFERS-PUR OF SUPP & SERVICES | 1,011.58 | .00 |
| 999 EXPENDITURE REFUNDS APPLIED | 35.00 | .00 |
| FUND TOTAL | 1,046.58 | .00 |
| 260 SOUTHWEST TEXAS UNIV CURRENT FUND | | |
| 095 DEPARTMENTAL TRANSFERS-PUR OF SUPP & SERVICES | 12,205.22 | .00 |
| 199 REVENUE REFUNDS APPLIED | 18,489.66 | .00 |
| 999 EXPENDITURE REFUNDS APPLIED | 6,101.61 | .00 |
| FUND TOTAL | 36,796.49 | .00 |
| DEPT TOTAL | 37,843.07 | .00 |
| 755 S F AUSTIN STATE UNIV | | |
| 001 GENERAL REVENUE FUND | | |
| 095 DEPARTMENTAL TRANSFERS-PUR OF SUPP & SERVICES | 27.15 | .00 |
| 999 EXPENDITURE REFUNDS APPLIED | 1,694.44 | .00 |
| FUND TOTAL | 1,721.59 | .00 |
| 261 STEPHEN F AUSTIN UNIV CURRENT FUND | | |
| 095 DEPARTMENTAL TRANSFERS-PUR OF SUPP & SERVICES | 9,127.48 | .00 |
| DEPT TOTAL | 10,849.07 | .00 |
| 756 SUL ROSS STATE UNIV | | |
| 001 GENERAL REVENUE FUND | | |
| 095 DEPARTMENTAL TRANSFERS-PUR OF SUPP & SERVICES | 421.70 | .00 |

| | GROSS DISBURSEMENTS YEAR TO DATE | REFUND DISBURSEMENTS YEAR TO DATE |
|---|--|---|
| 99 NON-GOVERNMENTAL | | |
| 262 SUL ROSS UNIV CURRENT FUND | | |
| 095 DEPARTMENTAL TRANSFERS-PUR OF SUPP & SERVICES | 4,910.20 | .00 |
| 199 REVENUE REFUNDS APPLIED | 3,374.90 | .00 |
| FUND TOTAL | 8,285.10 | .00 |
| DEPT TOTAL | 8,706.80 | .00 |
| 757 WEST TEXAS STATE UNIVERSITY | | |
| 001 GENERAL REVENUE FUND | | |
| 095 DEPARTMENTAL TRANSFERS-PUR OF SUPP & SERVICES | 181.39 | .00 |
| 263 WEST TEXAS STATE UNIV CURRENT FUND | | |
| 095 DEPARTMENTAL TRANSFERS-PUR OF SUPP & SERVICES | 1,272.30 | .00 |
| 199 REVENUE REFUNDS APPLIED | 6,293.85 | .00 |
| FUND TOTAL | 7,566.15 | .00 |
| DEPT TOTAL | 7,747.54 | .00 |
| 758 BOARD OF REGENTS STATE SENIOR COLLEGES | | |
| 001 GENERAL REVENUE FUND | | |
| 095 DEPARTMENTAL TRANSFERS-PUR OF SUPP & SERVICES | 2.15 | .00 |
| 221 INTERDEPARTMENTAL TRANSFER-CENTREX PHONE SERV | 2,415.12 | .00 |
| FUND TOTAL | 2,417.27 | .00 |
| 781 COORDINATING BOARD COLLEGE & UNIV SYSTEM | | |
| 001 GENERAL REVENUE FUND | | |
| 095 DEPARTMENTAL TRANSFERS-PUR OF SUPP & SERVICES | 3,277.86 | .00 |
| 221 INTERDEPARTMENTAL TRANSFER-CENTREX PHONE SERV | 16,568.42 | .00 |
| 999 EXPENDITURE REFUNDS APPLIED | 1,036.40 | .00 |
| FUND TOTAL | 20,882.68 | .00 |
| 219 FEDERAL HIGHER EDUCATION FUND | | |
| 095 DEPARTMENTAL TRANSFERS-PUR OF SUPP & SERVICES | 15.35 | .00 |
| 221 INTERDEPARTMENTAL TRANSFER-CENTREX PHONE SERV | 714.32 | .00 |
| FUND TOTAL | 729.67 | .00 |
| 387 TEXAS OPPORTUNITY PLAN FUND | | |
| 072 PURCHASE OF U S GOVERNMENT SECURITIES | 39,840,000.00 | .00 |
| 080 ACCRUED INTEREST ON INVESTMENTS | 556,636.13 | .00 |
| 083 DISCOUNTS ON INVESTMENTS | 88,631.58- | .00 |
| 085 PREMIUMS ON INVESTMENTS | 2,031.25- | .00 |
| 101 LOANS TO COLLEGE STUDENTS | 17,455,165.30 | .00 |
| FUND TOTAL | 57,761,138.60 | .00 |
| 388 COLLEGE STUDENT LOANS BONDS INT & SINK FUND | | |
| 072 PURCHASE OF U S GOVERNMENT SECURITIES | 12,342,000.00 | .00 |
| 080 ACCRUED INTEREST ON INVESTMENTS | 144,195.91 | .00 |
| 083 DISCOUNTS ON INVESTMENTS | 17,167.80- | .00 |
| 085 PREMIUMS ON INVESTMENTS | 95,132.81 | .00 |
| FUND TOTAL | 12,564,160.92 | .00 |
| DEPT TOTAL | 70,346,911.87 | .00 |
| 802 PARKS AND WILD LIFE DEPARTMENT | | |
| 001 GENERAL REVENUE FUND | | |
| 095 DEPARTMENTAL TRANSFERS-PUR OF SUPP & SERVICES | 70,236.70 | .00 |
| 221 INTERDEPARTMENTAL TRANSFER-CENTREX PHONE SERV | 1,788.92 | .00 |
| 999 EXPENDITURE REFUNDS APPLIED | 122.84 | .00 |

| | GROSS DISBURSEMENTS YEAR TO DATE | REFUND DISBURSEMENTS YEAR TO DATE |
|---|--|---|
| 99 NON-GOVERNMENTAL | | |
| FUND TOTAL | 72,148.46 | .00 |
| 009 SPECIAL GAME & FISH FUND | | |
| 095 DEPARTMENTAL TRANSFERS-PUR OF SUPP & SERVICES | 134,252.20 | .00 |
| 096 OPERATING FUND TRANSFERS | 26,000.00 | .00 |
| 199 REVENUE REFUNDS APPLIED | 104,550.04 | .00 |
| 221 INTERDEPARTMENTAL TRANSFER-CENTREX PHONE SERV | 31,249.40 | .00 |
| 999 EXPENDITURE REFUNDS APPLIED | 5,250.84 | .00 |
| FUND TOTAL | 301,302.48 | .00 |
| 059 SPECIAL BOAT FUND | | |
| 095 DEPARTMENTAL TRANSFERS-PUR OF SUPP & SERVICES | 57,979.86 | .00 |
| 199 REVENUE REFUNDS APPLIED | 10.50 | .00 |
| 221 INTERDEPARTMENTAL TRANSFER-CENTREX PHONE SERV | 1,411.16 | .00 |
| FUND TOTAL | 59,401.52 | .00 |
| 063 LAND & WATER RECREATION & SAFETY FUND | | |
| 095 DEPARTMENTAL TRANSFERS-PUR OF SUPP & SERVICES | 3,511.20 | .00 |
| 221 INTERDEPARTMENTAL TRANSFER-CENTREX PHONE SERV | 3,406.39 | .00 |
| 999 EXPENDITURE REFUNDS APPLIED | 1,460.07 | .00 |
| FUND TOTAL | 8,377.66 | .00 |
| 064 STATE PARKS FUND | | |
| 095 DEPARTMENTAL TRANSFERS-PUR OF SUPP & SERVICES | 27,220.03 | .00 |
| 221 INTERDEPARTMENTAL TRANSFER-CENTREX PHONE SERV | 22,240.62 | .00 |
| 999 EXPENDITURE REFUNDS APPLIED | 1,636.66 | .00 |
| FUND TOTAL | 51,097.31 | .00 |
| 223 FEDERAL LAND AND WATER CONSERVATION FUND | | |
| 095 DEPARTMENTAL TRANSFERS-PUR OF SUPP & SERVICES | 73,021.12 | .00 |
| 221 INTERDEPARTMENTAL TRANSFER-CENTREX PHONE SERV | 774.83 | .00 |
| 999 EXPENDITURE REFUNDS APPLIED | 10.65 | .00 |
| FUND TOTAL | 73,806.60 | .00 |
| 408 TEXAS PARK DEVELOPMENT FUND | | |
| 072 PURCHASE OF U S GOVERNMENT SECURITIES | 7,220,000.00 | .00 |
| 083 DISCOUNTS ON INVESTMENTS | 16,357.32 | .00 |
| FUND TOTAL | 7,236,357.32 | .00 |
| 409 PARK DEVELOPMENT BONDS INT SINKING FUND | | |
| 072 PURCHASE OF U S GOVERNMENT SECURITIES | 3,345,000.00 | .00 |
| 083 DISCOUNTS ON INVESTMENTS | 17,023.38- | .00 |
| FUND TOTAL | 3,327,976.62 | .00 |
| DEPT TOTAL | 11,130,467.97 | .00 |
| 808 HISTORICAL SURVEY COMMITTEE | | |
| 001 GENERAL REVENUE FUND | | |
| 095 DEPARTMENTAL TRANSFERS-PUR OF SUPP & SERVICES | 809.00 | .00 |
| 221 INTERDEPARTMENTAL TRANSFER-CENTREX PHONE SERV | 6,925.87 | .00 |
| 999 EXPENDITURE REFUNDS APPLIED | 26.00 | .00 |
| FUND TOTAL | 7,760.87 | .00 |
| 813 TEXAS FINE ARTS COMMISSION | | |
| 001 GENERAL REVENUE FUND | | |
| 095 DEPARTMENTAL TRANSFERS-PUR OF SUPP & SERVICES | 16.44 | .00 |
| 999 EXPENDITURE REFUNDS APPLIED | 50.80 | .00 |

| | GROSS DISBURSEMENTS YEAR TO DATE | REFUND DISBURSEMENTS YEAR TO DATE |
|---|--|---|
| 99 NON-GOVERNMENTAL | | |
| FUND TOTAL | 67.24 | .00 |
| 815 TEXAS TOURIST DEVELOPMENT AGENCY | | |
| 001 GENERAL REVENUE FUND | | |
| 095 DEPARTMENTAL TRANSFERS-PUR OF SUPP & SERVICES | 68.87 | .00 |
| 221 INTERDEPARTMENTAL TRANSFER-CENTREX PHONE SERV | 5,318.94 | .00 |
| FUND TOTAL | 5,387.81 | .00 |
| 816 ADMIRAL NIMITZ MUSEUM | | |
| 001 GENERAL REVENUE FUND | | |
| 095 DEPARTMENTAL TRANSFERS-PUR OF SUPP & SERVICES | 125.00 | .00 |
| 902 MISCELLANEOUS | | |
| 001 GENERAL REVENUE FUND | | |
| 093 MISCELLANEOUS NON GOV EXPENDITURES | 2,028,753.34 | .00 |
| 906 AMERICAN BICENTENNIAL REVOLUTION COMMISSION | | |
| 001 GENERAL REVENUE FUND | | |
| 078 PETTY CASH ADVANCES | 30.00 | .00 |
| | FUNCTION TOTAL | 2,861.86 |
| GRAND TOTAL | 5,192,726,461.35 | 16,376,101.59 |

**DISBURSEMENTS BY CODE
& FUND REPORT**



| | GROSS DISBURSEMENTS YEAR TO DATE | REFUND DISBURSEMENTS YEAR TO DATE |
|---|--|---|
| 001 SALARIES AND WAGES | | |
| 001 GENERAL REVENUE FUND | | |
| 101 SENATE | 2,539,224.35 | .00 |
| 102 HOUSE OF REPRESENTATIVES | 3,127,664.13 | 193.79 |
| 103 LEGISLATIVE COUNCIL | 592,183.21 | .00 |
| 104 LEGISLATIVE BUDGET BOARD | 179,216.81 | .00 |
| 105 LEGISLATIVE REFERENCE LIBRARY | 60,558.15 | .00 |
| 201 SUPREME COURT | 489,287.86 | .00 |
| 211 COURT OF CRIMINAL APPEALS | 272,113.50 | .00 |
| 212 JUDICIAL COUNCIL | 14,338.00 | .00 |
| 213 STATE ATTY BEFORE COURT OF CRIMINAL APPEALS | 26,500.00 | .00 |
| 221 COURT OF CIVIL APPEALS-FIRST DIST | 110,771.42 | .00 |
| 222 COURT OF CIVIL APPEALS-SECOND DIST | 103,634.00 | .00 |
| 223 COURT OF CIVIL APPEALS-THIRD DIST | 105,656.00 | .00 |
| 224 COURT OF CIVIL APPEALS-FOURTH DIST | 113,778.00 | .00 |
| 225 COURT OF CIVIL APPEALS-FIFTH DIST | 112,428.00 | .00 |
| 226 COURT OF CIVIL APPEALS-SIXTH DIST | 106,012.40 | .00 |
| 227 COURT OF CIVIL APPEALS-SEVENTH DIST | 104,994.00 | .00 |
| 228 COURT OF CIVIL APPEALS-EIGHTH DIST | 105,656.00 | .00 |
| 229 COURT OF CIVIL APPEALS-NINTH DIST | 102,150.28 | .00 |
| 230 COURT OF CIVIL APPEALS-TENTH DIST | 103,545.21 | .00 |
| 231 COURT OF CIVIL APPEALS-ELEVENTH DIST | 105,511.68 | .00 |
| 232 COURT OF CIVIL APPEALS-TWELFTH DISTRICT | 111,500.00 | .00 |
| 233 COURT OF CIVIL APPEALS-THIRTEENTH DISTRICT | 105,136.00 | .00 |
| 234 COURT OF CIVIL APPEALS-FOURTEENTH DIST | 111,116.00 | .00 |
| 241 DISTRICT COURTS COMPTROLLERS JUDICIARY SEC | 5,035,507.49 | 773.28 |
| 242 JUDICIAL QUALIFICATIONS COMMISSION | 27,000.00 | .00 |
| 301 GOVERNOR-EXECUTIVE | 1,543,173.22 | .00 |
| 302 ATTORNEY GENERAL | 1,557,498.40 | .00 |
| 303 BOARD OF CONTROL | 2,691,227.52 | 41.35 |
| 305 GENERAL LAND OFFICE | 1,286,969.20 | .00 |
| 306 LIBRARY | 352,535.03 | .00 |
| 307 SECRETARY OF STATE | 571,950.62 | .00 |
| 308 AUDITOR | 1,024,101.40 | .00 |
| 310 TREASURER | 538,530.78 | .00 |
| 312 SECURITIES BOARD | 466,143.39 | .00 |
| 318 COMMISSION FOR THE BLIND | 788,231.90 | .00 |
| 325 FIREMENS PENSION COMMISSION | 17,487.10 | .00 |
| 326 GOOD NEIGHBOR COMMISSION | 50,002.00 | .00 |
| 327 EMPLOYEES RETIREMENT SYSTEM | 25,002.85 | .00 |
| 330 COMMISSION FOR REHABILITATION | 3,346,391.62 | .00 |
| 331 MASS TRANSPORTATION COMMISSION | 27,599.96 | .00 |
| 401 ADJUTANT GENERAL | 1,097,702.16 | .00 |
| 403 VETERANS AFFAIRS COMMISSION | 439,655.90 | .00 |
| 406 NATIONAL GUARD ARMORY BOARD | 293,657.92 | .00 |
| 407 LAW ENFORCEMENT OFFICER STANDARDS & EDUCATION | 149,748.36 | .00 |
| 452 BUREAU OF LABOR STATISTICS | 472,162.71 | .00 |
| 453 INDUSTRIAL ACCIDENT BOARD | 432,857.60 | .00 |
| 455 RAILROAD COMMISSION | 745,261.77 | .00 |
| 465 INDUSTRIAL COMMISSION | 212,551.00 | .00 |
| 467 BOARD OF PRIVATE DETECTIVES ETC | 18,289.33 | .00 |

| | GROSS DISBURSEMENTS YEAR TO DATE | REFUND DISBURSEMENTS YEAR TO DATE |
|---|--|---|
| 001 SALARIES AND WAGES | | |
| 001 GENERAL REVENUE FUND | | |
| 501 DEPARTMENT OF HEALTH | 9,147,687.89 | 95.20 |
| 506 U OF T-MD ANDERSON HOSPITAL & TUMOR INSTITUTE | 10,947,637.79 | .00 |
| 509 BD OF EXAMINERS FOR HEARING AIDS | 17,258.63 | .00 |
| 517 COMMISSION ON ALCOHOLISM | 156,281.64 | .00 |
| 518 WATER QUALITY BOARD | 1,211,728.70 | .00 |
| 519 AIR CONTROL BOARD | 14,850.00 | .00 |
| 551 DEPARTMENT OF AGRICULTURE | 3,719,158.11 | .00 |
| 552 WATER RIGHTS COMMISSION | 1,015,450.10 | .00 |
| 554 TEXAS ANIMAL HEALTH COMMISSION | 1,048,092.68 | .00 |
| 555 AGRICULTURAL EXTENSION SERVICE | 5,778,628.88 | 196.00 |
| 556 AGRICULTURAL EXPERIMENT STATION | 5,012,126.73 | 5,475.53 |
| 557 VETERINARY MEDICAL DIAGNOSTIC LABORATORY | 172,423.59 | .00 |
| 576 FOREST SERVICE | 1,654,828.70 | 566.68 |
| 577 RODENT & PREDATORY ANIMAL CONTROL | 363,976.58 | .00 |
| 579 RIO GRANDE COMPACT COMMISSION | 9,440.00 | .00 |
| 580 WATER DEVELOPMENT BOARD | 2,781,844.54 | .00 |
| 581 WATER WELL DRILLERS BOARD | 1,850.00 | .00 |
| 592 SOIL CONSERVATION BOARD | 111,364.00 | .00 |
| 596 CANADIAN RED AND SABINE RIVERS COMPACT COMM | 3,780.00 | .00 |
| 598 CANADIAN RIVER COMMISSION | 3,650.00 | .00 |
| 599 PECOS RIVER COMPACT COMMISSION | 6,600.00 | .00 |
| 651 CORSICANA STATE HOME | 493,395.17 | .00 |
| 652 WACO STATE HOME | 470,251.65 | .00 |
| 654 BROWNWOOD STATE SCHOOL FOR GIRLS | 599,780.52 | .00 |
| 655 MENTAL HEALTH & MENTAL RETARDATION | 3,103,680.48 | 86.35 |
| 656 VERNON GERIATRIC CENTER | 1,535,070.09 | 249.35 |
| 657 AMARILLO CTR FOR HUMAN DEVELOPMENT | 421,962.92 | .00 |
| 658 BEAUMONT CTR FOR HUMAN DEVELOPMENT | 350,084.56 | .00 |
| 659 RIO GRANDE STATE CENTER MHR | 612,198.02 | .00 |
| 660 DENTON STATE SCHOOL | 4,040,626.53 | .00 |
| 662 DALLAS MENTAL HEALTH CLINIC | 185,575.98 | .00 |
| 663 COMMISSION FOR INDIAN AFFAIRS | 152,073.60 | .00 |
| 664 FORT WORTH MENTAL HEALTH CLINIC | 141,273.89 | .00 |
| 666 EAST TEXAS STATE CHEST HOSPITAL | 1,776,245.56 | .00 |
| 668 RICHMOND STATE SCHOOL | 1,921,092.66 | .00 |
| 669 LUFKIN STATE SCHOOL | 2,038,661.77 | 42.07 |
| 670 CORPUS CHRISTI STATE SCHOOL | 1,059,772.99 | .00 |
| 671 SAN ANGELO CENTER MHR | 1,272,446.92 | .00 |
| 672 MEXIA STATE SCHOOL | 4,189,367.02 | .00 |
| 673 SAN ANTONIO STATE CHEST HOSPITAL | 3,012,365.76 | .00 |
| 674 KERRVILLE STATE HOSPITAL | 2,764,745.24 | .00 |
| 675 TRAVIS STATE SCHOOL | 3,267,162.62 | 40.75 |
| 676 ABILENE STATE SCHOOL | 3,991,857.30 | .00 |
| 677 AUSTIN STATE HOSPITAL | 6,506,061.66 | 2,846.59 |
| 678 AUSTIN STATE SCHOOL | 4,468,212.01 | 3,725.82 |
| 679 RUSK STATE HOSPITAL | 3,872,668.47 | .00 |
| 681 SAN ANTONIO STATE HOSPITAL | 5,149,149.09 | 143,640.89 |
| 682 TERRELL STATE HOSPITAL | 4,762,676.39 | 566.65 |
| 683 WICHITA FALLS STATE HOSPITAL | 3,991,056.93 | 163.13 |

| | GROSS DISBURSEMENTS YEAR TO DATE | REFUND DISBURSMENTS YEAR TO DATE |
|---|--|--|
| 001 SALARIES AND WAGES | | |
| 001 GENERAL REVENUE FUND | | |
| 684 HARLINGEN STATE CHEST SANATORIUM | 1,184,809.96 | .00 |
| 685 RESEARCH INSTITUTE OF MENTAL SCIENCES | 2,336,002.48 | 5,224.98 |
| 686 BIG SPRING STATE HOSPITAL | 2,099,795.53 | .00 |
| 687 LUBBOCK STATE SCHOOL | 1,397,786.89 | .00 |
| 690 WEST TEXAS CHILDRENS HOME | 427,038.49 | .00 |
| 691 GATESVILLE STATE SCHOOL FOR BOYS | 3,431,955.24 | 27.33 |
| 692 GAINESVILLE STATE SCHOOL FOR GIRLS | 819,643.75 | .00 |
| 693 CROCKETT STATE SCHOOL FOR GIRLS | 462,235.28 | .00 |
| 694 YOUTH COUNCIL | 816,364.49 | .00 |
| 695 MOUNT VIEW SCHOOL FOR BOYS | 1,038,220.60 | 23.00 |
| 696 DEPARTMENT OF CORRECTIONS | 13,570,633.86 | 11.87 |
| 697 BOARD OF PARDONS & PAROLES | 1,112,447.80 | .00 |
| 701 TEXAS EDUCATION AGENCY | 2,732,530.92 | .00 |
| 710 A & M UNIV SYSTEM ADMINISTRATION | 411,755.31 | 91.16 |
| 711 A & M UNIVERSITY MAIN UNIVERSITY | 22,975,863.36 | 16,802.72 |
| 712 ENGINEERING EXPERIMENT STATION & TRANSPR INST | 1,260,883.50 | 663.24 |
| 713 TARLETON COLLEGE | 2,001,385.32 | .00 |
| 714 U OF T AT ARLINGTON | 9,538,412.44 | 9,960.21 |
| 715 PRAIRIE VIEW A & M COLLEGE | 4,116,961.23 | 23.49 |
| 716 ENGINEERING EXTENSION SERVICE | 379,170.04 | .00 |
| 717 SOUTHERN UNIVERSITY | 4,008,121.76 | .00 |
| 718 TEXAS MARITIME ACADEMY | 402,836.18 | 262.11 |
| 719 TEXAS STATE TECHNICAL INSTITUTE | 3,833,252.36 | 2,010.00 |
| 721 UNIVERSITY OF TEXAS AT AUSTIN | 45,432,505.50 | .00 |
| 722 U OF T MEDICAL SCHOOL AT SAN ANTONIO | 5,209,131.19 | .00 |
| 723 U OF T MEDICAL BRANCH AT GALVESTON | 17,322,356.87 | .00 |
| 724 U OF T AT EL PASO | 7,741,590.52 | .00 |
| 725 U OF T SCHOOL OF PUBLIC HEALTH AT HOUSTON | 753,580.96 | .00 |
| 726 UNIV OF TEXAS POSTGRADUATE SCH OF MEDICINE | 525,499.60 | .00 |
| 728 U OF T DENTAL SCHOOL AT HOUSTON | 3,711,328.40 | .00 |
| 729 TEXAS SOUTHWESTERN MEDICAL SCHOOL | 6,342,531.98 | .00 |
| 730 UNIVERSITY OF HOUSTON | 20,879,347.25 | .00 |
| 731 TEXAS WOMANS UNIVERSITY | 5,656,005.76 | .00 |
| 732 A & I UNIVERSITY | 5,877,562.54 | 745.77 |
| 733 TEXAS TECHNOLOGICAL UNIV | 20,168,230.88 | 3,920.82 |
| 734 LAMAR UNIVERSITY | 7,241,875.11 | .00 |
| 735 MIDWESTERN UNIVERSITY | 2,822,107.70 | .00 |
| 736 PAN AMERICAN UNIVERSITY | 3,614,095.50 | .00 |
| 737 ANGELO STATE UNIV | 2,617,902.50 | .00 |
| 738 UNIV OF TEXAS AT DALLAS | 1,618,766.67 | .00 |
| 739 TEXAS TECH UNIVER SCHOOL OF MEDICINE | 122,874.83 | .00 |
| 740 UT DENTAL BR AT SAN ANTONIO | 329,938.67 | .00 |
| 741 UT MEDICAL SCHOOL AT HOUSTON | 412,455.87 | .00 |
| 751 EAST TEXAS STATE UNIV | 7,657,786.89 | 173.20 |
| 752 NORTH TEXAS STATE UNIVERSITY | 14,743,142.02 | .00 |
| 753 SAM HOUSTON STATE UNIV | 7,176,741.96 | .00 |
| 754 SOUTHWEST TEXAS STATE UNIV | 6,454,694.50 | .00 |
| 755 S F AUSTIN STATE UNIV | 7,021,680.12 | 1,694.44 |
| 756 SUL ROSS STATE UNIV | 1,979,783.27 | .00 |

| | GROSS DISBURSEMENTS YEAR TO DATE | REFUND DISBURSEMENTS YEAR TO DATE |
|---|--|---|
| 001 SALARIES AND WAGES - | | |
| 001 GENERAL REVENUE FUND | | |
| 757 WEST TEXAS STATE UNIVERSITY | 5,383,835.60 | .00 |
| 758 BOARD OF REGENTS STATE SENIOR COLLEGES | 31,141.55 | .00 |
| 781 COORDINATING BOARD COLLEGE & UNIV SYSTEM | 484,600.40 | .00 |
| 782 WESTERN INFORMATION NETWORK ASSOCIATION | 27,807.13 | .00 |
| 802 PARKS AND WILD LIFE DEPARTMENT | 2,787,839.92 | .00 |
| 808 HISTORICAL SURVEY COMMITTEE | 208,659.94 | .00 |
| 813 TEXAS FINE ARTS COMMISSION | 29,101.57 | .00 |
| 815 TEXAS TOURIST DEVELOPMENT AGENCY | 90,121.27 | .00 |
| 816 ADMIRAL NIMITZ MUSEUM | 21,357.80 | .00 |
| 904 NATURAL FIBERS & FOOD PROTEIN COMMITTEE | 24,300.00 | .00 |
| 906 AMERICAN BICENTENNIAL REVOLUTION COMMISSION | 5,431.00 | .00 |
| FUND TOTAL | 434,228,208.62 | 200,337.77 |
| 006 STATE HIGHWAY FUND | | |
| 405 DEPARTMENT OF PUBLIC SAFETY | 16,010,326.16 | .00 |
| 601 HIGHWAY DEPARTMENT | 148,438,254.44 | 10,393.87 |
| FUND TOTAL | 164,448,580.60 | 10,393.87 |
| 007 STATE BUILDING FUND | | |
| 309 BUILDING COMMISSION | 467,458.71 | .00 |
| 009 SPECIAL GAME & FISH FUND | | |
| 802 PARKS AND WILD LIFE DEPARTMENT | 6,204,520.34 | .00 |
| 011 AVAILABLE UNIVERSITY FUND | | |
| 721 UNIVERSITY OF TEXAS AT AUSTIN | 2,084,365.11 | .00 |
| 019 VITAL STATISTICS FUND | | |
| 501 DEPARTMENT OF HEALTH | 412,415.61 | .00 |
| 023 DEPARTMENT OF AGRICULTURE FUND | | |
| 551 DEPARTMENT OF AGRICULTURE | 281,854.02 | .00 |
| 024 PSYCHOLOGISTS LICENSING FUND | | |
| 520 BD OF EXAMINERS OF PSYCHOLOGISTS | 15,721.25 | .00 |
| 026 UNEMPLOYMENT COMPENSATION ADMIN FUND | | |
| 322 EMPLOYMENT COMMISSION | 28,519,657.46 | 72.08 |
| 029 TRAFFIC SAFETY FUND | | |
| 301 GOVERNOR-EXECUTIVE | 81,990.44 | .00 |
| 033 SANITARIANS REGISTRATION AND LICENSE FUND | | |
| 501 DEPARTMENT OF HEALTH | 2,856.05 | .00 |
| 034 OPTOMETRY FUND | | |
| 514 OPTOMETRY BOARD | 15,634.82 | .00 |
| 035 VETERINARY FUND | | |
| 578 BOARD OF VETERINARY EXAMINERS | 26,845.11 | .00 |
| 036 INSURANCE COMMISSION OPERATING FUND | | |
| 454 BOARD OF INSURANCE | 4,155,327.84 | .00 |
| 039 COMMODITY DISTRIBUTION FUND | | |
| 324 DEPARTMENT OF PUBLIC WELFARE | 2,239,212.41 | .00 |
| 040 BARBER EXAMINERS FUND | | |
| 502 BOARD OF BARBER EXAMINERS | 137,307.88 | .00 |
| 047 A & M UNIV AVAILABLE FUND | | |
| 711 A & M UNIVERSITY MAIN UNIVERSITY | 35,639.20 | .00 |
| 055 MEDICAL REGISTRATION FUND | | |
| 503 BOARD OF MEDICAL EXAMINERS | 104,432.00 | .00 |
| 056 PROFESSIONAL ENGINEERS FUND | | |
| 460 BD OF REGISTRATION FOR PROFESSIONAL ENGINEERS | 83,901.59 | .00 |

| | GROSS DISBURSEMENTS YEAR TO DATE | REFUND DISBURSEMENTS YEAR TO DATE |
|---|--|---|
| 057 COUNTY & ROAD DISTRICT HIGHWAY FUND 316 BOARD OF COUNTY & DISTRICT ROAD INDEBTEDNESS | 88,348.00 | .00 |
| 058 FEED CONTROL FUND 556 AGRICULTURAL EXPERIMENT STATION | 519,828.60 | .00 |
| 059 SPECIAL BOAT FUND 802 PARKS AND WILD LIFE DEPARTMENT | 220,844.72 | .00 |
| 061 COMMISSION FOR REHABILITATION OPERATING FUND 330 COMMISSION FOR REHABILITATION | 8,465,106.76 | .00 |
| 062 COMPTROLLERS OPERATING FUND 304 COMPTROLLER OF PUBLIC ACCOUNTS | 8,582,130.99 | 94.00 |
| 063 LAND & WATER RECREATION & SAFETY FUND 802 PARKS AND WILD LIFE DEPARTMENT | 994,113.69 | .00 |
| 064 STATE PARKS FUND 802 PARKS AND WILD LIFE DEPARTMENT | 4,442.00 | .00 |
| 065 LAND OFFICE SALE FEE FUND 305 GENERAL LAND OFFICE | 155,787.48 | .00 |
| 069 BOARD OF LANDSCAPE ARCHITECTS FUND 468 BD OF LANDSCAPE ARCHITECTS | 9,852.00 | .00 |
| 070 BICENTENNIAL FUND 906 AMERICAN BICENTENNIAL REVOLUTION COMMISSION | 20,290.20 | .00 |
| 072 ATTORNEY GENERAL OPERATING FUND 302 ATTORNEY GENERAL | 638,095.63 | .00 |
| 075 REGISTERED PUBLIC SURVEYORS FUND 463 BOARD OF REGISTRATION FOR PUBLIC SURVEYORS | 13,099.92 | .00 |
| 076 PREPAID FUNERAL CONTRACT FUND 451 BANKING-FINANCE COMMISSION | 14,350.00 | .00 |
| 080 LAND OFFICE PERMIT FEE FUND 305 GENERAL LAND OFFICE | 49,329.92 | .00 |
| 083 DONATED COMMODITY DISTRIBUTION FUND 324 DEPARTMENT OF PUBLIC WELFARE | 341.60 | .00 |
| 085 INSURANCE AGENTS LICENSE FUND 454 BOARD OF INSURANCE | 23,701.82 | .00 |
| 086 DENTAL REGISTRATION FUND 504 BOARD OF DENTAL EXAMINERS | 41,324.08 | .00 |
| 088 BOARD OF COSMETOLOGISTS FUND 505 COSMETOLOGY COMMISSION | 305,774.33 | .00 |
| 094 WORKMENS COMPENSATION FUND 453 INDUSTRIAL ACCIDENT BOARD | 364,273.20 | .00 |
| 097 LIQUOR ACT ENFORCEMENT FUND 458 ALCOHOLIC BEVERAGE COM | 3,571,329.79 | 115.84 |
| 099 OPERATORS & CHAUFFEURS FUND 405 DEPARTMENT OF PUBLIC SAFETY | 4,827,559.49 | .00 |
| 100 TREASURY FISCAL AGENCY FUND 310 TREASURER | 7,884.00 | .00 |
| 102 AIR CONTROL BOARD SPECIAL FUND 519 AIR CONTROL BOARD | 10,557.80 | .00 |
| 109 ARCHITECTS REGISTRATION FUND 459 BOARD OF ARCHITECTURAL EXAMINERS | 25,421.35 | .00 |
| 112 EDUCATION AGENCY OPERATING FUND 701 TEXAS EDUCATION AGENCY | 7,002,283.56 | 390.25 |
| 114 REAL ESTATE LICENSE FUND 329 REAL ESTATE COMMISSION | 307,428.36 | .00 |

| | GROSS DISBURSEMENTS YEAR TO DATE | REFUND DISBURSEMENTS YEAR TO DATE |
|--|--|---|
| 118 FEDERAL PUBLIC LIBRARY SERVICE FUND 306 LIBRARY | 317,950.93 | .00 |
| 127 FEDERAL ECONOMIC OPPORTUNITY FUND 301 GOVERNOR-EXECUTIVE | 248,850.23 | .00 |
| 129 HOSPITAL LICENSING FUND 501 DEPARTMENT OF HEALTH | 46,941.36 | .00 |
| 134 FEDERAL OLDER AMERICANS FUND 301 GOVERNOR-EXECUTIVE | 55,668.01 | .00 |
| 140 CHIROPRACTIC EXAMINERS FUND 508 BOARD OF CHIROPRACTIC EXAMINERS | 16,275.00 | .00 |
| 141 FEDERAL ADULT BLIND FUND 318 COMMISSION FOR THE BLIND | 1,447,325.41 | 1.00 |
| 150 AIRCRAFT FUEL TAX FUND 461 AERONAUTIC COMMISSION | 162,156.03 | .00 |
| 152 ESCHEAT EXPENSE & REINBURSEMENT FD 310 TREASURER | 42,530.46 | .00 |
| 153 WATER QUALITY FUND 518 WATER QUALITY BOARD | 120,997.19 | .00 |
| 155 RAILROAD COMMISSION OPERATING FUND 455 RAILROAD COMMISSION | 3,062,432.67 | .00 |
| 156 INDUSTRIAL REVOLVING FUND 696 DEPARTMENT OF CORRECTIONS | 568,340.70 | .00 |
| 158 WATER RIGHTS ADMINISTRATION FUND 552 WATER RIGHTS COMMISSION | 15,712.60 | .00 |
| 164 CONSERVATORS EXPENSE FUND 310 TREASURER | 44,395.38 | .00 |
| 166 WELFARE ADMINISTRATION OPERATING FUND 324 DEPARTMENT OF PUBLIC WELFARE | 27,626,102.56 | 22,072.87 |
| 185 A & M UNIV WORKMENS COMP INS FUND 710 A & M UNIV SYSTEM ADMINISTRATION | 1,288.00 | .00 |
| 219 FEDERAL HIGHER EDUCATION FUND 781 COORDINATING BOARD COLLEGE & UNIV SYSTEM | 51,481.98 | .00 |
| 220 BASIC SCIENCE EXAMINATION FUND 510 BOARD OF EXAMINERS IN BASIC SCIENCE | 28,993.67 | .00 |
| 222 DEPT PUBLIC SAFETY FEDERAL FUND 405 DEPARTMENT OF PUBLIC SAFETY | 249,077.63 | .00 |
| 223 FEDERAL LAND AND WATER CONSERVATION FUND 802 PARKS AND WILD LIFE DEPARTMENT | 91,995.99 | .00 |
| 224 GOVERNORS OFFICE FEDERAL PROJECTS FUND 301 GOVERNOR-EXECUTIVE | 655,380.37 | .00 |
| 225 UNIVERSITY OF HOUSTON CURRENT FUND 730 UNIVERSITY OF HOUSTON | 2,098,944.20 | .00 |
| 226 PAN AMERICAN UNIV CURRENT FUND 736 PAN AMERICAN UNIVERSITY | 6,990.95 | .00 |
| 227 ANGELO STATE UNIV CURRENT FUND 737 ANGELO STATE UNIV | 40,528.20 | .00 |
| 242 A & M UNIV CURRENT FUND 711 A & M UNIVERSITY MAIN UNIVERSITY | 135,232.93 | .00 |
| 243 TARLETON COLLEGE CURRENT FUND 713 TARLETON COLLEGE | 133,560.88 | .00 |
| 244 UT AT ARLINGTON CURRENT FUND 714 U OF T AT ARLINGTON | 597,125.20 | 380.84 |

| | GROSS DISBURSEMENTS YEAR TO DATE | REFUND DISBURSEMENTS YEAR TO DATE |
|---|--|---|
| 245 PRAIRIE VIEW A & M COLLEGE CURRENT FUND | | |
| 715 PRAIRIE VIEW A & M COLLEGE | 41,868.36 | .00 |
| 247 TEXAS SOUTHERN UNIVERSITY CURRENT FUND | | |
| 717 SOUTHERN UNIVERSITY | 278,824.02 | .00 |
| 248 UNIV OF TEXAS AT AUSTIN CURRENT FUND | | |
| 721 UNIVERSITY OF TEXAS AT AUSTIN | 3,212,146.95 | .00 |
| 250 UT AT EL PASO CURRENT FUND | | |
| 724 U OF T AT EL PASO | 149,846.93 | .00 |
| 253 TEXAS WOMANS UNIVERSITY CURRENT FUND | | |
| 731 TEXAS WOMANS UNIVERSITY | 425,246.82 | .00 |
| 254 A & I UNIV CURRENT FUND | | |
| 732 A & I UNIVERSITY | 171,510.74 | .00 |
| 255 TEXAS TECHNOLOGICAL UNIV CURRENT FUND | | |
| 733 TEXAS TECHNOLOGICAL UNIV | 448,468.14 | .00 |
| 256 LAMAR UNIVERSITY CURRENT FUND | | |
| 734 LAMAR UNIVERSITY | 354,369.75 | .00 |
| 257 EAST TEXAS STATE UNIV CURRENT FUND | | |
| 751 EAST TEXAS STATE UNIV | 821,083.61 | 73.75 |
| 258 NORTH TEXAS STATE UNIV CURRENT FUND | | |
| 752 NORTH TEXAS STATE UNIVERSITY | 884,222.32 | .00 |
| 259 SAM HOUSTON UNIV CURRENT FUND | | |
| 753 SAM HOUSTON STATE UNIV | 231,395.97 | .00 |
| 260 SOUTHWEST TEXAS UNIV CURRENT FUND | | |
| 754 SOUTHWEST TEXAS STATE UNIV | 525,711.96 | .00 |
| 262 SUL ROSS UNIV CURRENT FUND | | |
| 756 SUL ROSS STATE UNIV | 8,214.89 | .00 |
| 263 WEST TEXAS STATE UNIV CURRENT FUND | | |
| 757 WEST TEXAS STATE UNIVERSITY | 253,182.66 | .00 |
| 264 MIDWESTERN UNIVERSITY CURRENT FUND | | |
| 735 MIDWESTERN UNIVERSITY | 65,555.56 | .00 |
| 266 VOCATIONAL NURSE EXAMINERS FUND | | |
| 511 BOARD OF VOCATIONAL NURSE EXAMINERS | 76,025.35 | .00 |
| 272 BOARD OF CORRECTIONS MINERAL FUND | | |
| 696 DEPARTMENT OF CORRECTIONS | 5,880.00 | .00 |
| 273 FEDERAL HEALTH FUND | | |
| 501 DEPARTMENT OF HEALTH | 9,029,067.36 | 1,769.63 |
| 274 MOTOR VEHICLE INSPECTION FUND | | |
| 405 DEPARTMENT OF PUBLIC SAFETY | 6,750,364.62 | .00 |
| 275 TEXAS MARITIME ACADEMY CURRENT FUND | | |
| 718 TEXAS MARITIME ACADEMY | 4,185.28- | .00 |
| CODE TOTAL | 741,404,507.61 | 235,701.90 |
| 002 PROFESSIONAL SERVICES AND FEES | | |
| 001 GENERAL REVENUE FUND | | |
| 101 SENATE | 31,792.34 | .00 |
| 102 HOUSE OF REPRESENTATIVES | 11,133.24 | .00 |
| 103 LEGISLATIVE COUNCIL | 100.00 | .00 |
| 242 JUDICIAL QUALIFICATIONS COMMISSION | 44.00 | .00 |
| 301 GOVERNOR-EXECUTIVE | 171,205.54 | .00 |
| 302 ATTORNEY GENERAL | 150,749.06 | .00 |

| | GROSS DISBURSEMENTS YEAR TO DATE | REFUND DISBURSEMENTS YEAR TO DATE |
|---|--|---|
| 002 PROFESSIONAL SERVICES AND FEES | | |
| 001 GENERAL REVENUE FUND | | |
| 303 BOARD OF CONTROL | 10,370.08 | 100.00 |
| 305 GENERAL LAND OFFICE | 25,898.07 | .00 |
| 312 SECURITIES BOARD | 2,369.85 | .00 |
| 318 COMMISSION FOR THE BLIND | 1,997.10 | .00 |
| 401 ADJUTANT GENERAL | 180.80 | .00 |
| 407 LAW ENFORCEMENT OFFICER STANDARDS & EDUCATION | 1,075.00 | .00 |
| 465 INDUSTRIAL COMMISSION | 5,112.00 | .00 |
| 501 DEPARTMENT OF HEALTH | 436,003.51 | 142.15 |
| 517 COMMISSION ON ALCOHOLISM | 300.00 | .00 |
| 518 WATER QUALITY BOARD | 141,031.81 | .00 |
| 519 AIR CONTROL BOARD | 112.20 | .00 |
| 551 DEPARTMENT OF AGRICULTURE | 27,905.86 | .00 |
| 552 WATER RIGHTS COMMISSION | 9,765.20 | .00 |
| 554 TEXAS ANIMAL HEALTH COMMISSION | 2,494.55 | .00 |
| 556 AGRICULTURAL EXPERIMENT STATION | 4,055.83 | .00 |
| 557 VETERINARY MEDICAL DIAGNOSTIC LABORATORY | 410.75 | .00 |
| 579 RIO GRANDE COMPACT COMMISSION | 2,175.00 | .00 |
| 580 WATER DEVELOPMENT BOARD | 1,240,101.74 | .00 |
| 598 CANADIAN RIVER COMMISSION | 1,850.00 | .00 |
| 651 CORSICANA STATE HOME | 7,573.26 | .00 |
| 652 WACO STATE HOME | 11,467.55 | .00 |
| 654 BROWNWOOD STATE SCHOOL FOR GIRLS | 26,624.00 | .00 |
| 655 MENTAL HEALTH & MENTAL RETARDATION | 1,200,408.80 | 11.87 |
| 656 VERNON GERIATRIC CENTER | 64,510.47 | .00 |
| 657 AMARILLO CTR FOR HUMAN DEVELOPMENT | 6,327.45 | .00 |
| 658 BEAUMONT CTR FOR HUMAN DEVELOPMENT | 4,684.00 | .00 |
| 659 RIO GRANDE STATE CENTER MHR | 153,738.22 | .00 |
| 660 DENTON STATE SCHOOL | 56,590.63 | 259.00 |
| 662 DALLAS MENTAL HEALTH CLINIC | 15,275.00 | .00 |
| 663 COMMISSION FOR INDIAN AFFAIRS | 24,270.12 | .00 |
| 664 FORT WORTH MENTAL HEALTH CLINIC | 13,050.00 | .00 |
| 666 EAST TEXAS STATE CHEST HOSPITAL | 40,183.13 | 15.00 |
| 668 RICHMOND STATE SCHOOL | 10,272.40 | .00 |
| 669 LUFKIN STATE SCHOOL | 5,047.58 | 162.00 |
| 670 CORPUS CHRISTI STATE SCHOOL | 2,589.05 | .00 |
| 671 SAN ANGELO CENTER MHR | 12,985.50 | .00 |
| 672 MEXIA STATE SCHOOL | 6,460.64 | .00 |
| 673 SAN ANTONIO STATE CHEST HOSPITAL | 31,005.00 | .00 |
| 674 KERRVILLE STATE HOSPITAL | 22,544.11 | 416.00 |
| 675 TRAVIS STATE SCHOOL | 3,297.84 | .00 |
| 676 ABILENE STATE SCHOOL | 43,223.30 | .00 |
| 677 AUSTIN STATE HOSPITAL | 113,248.30 | .00 |
| 678 AUSTIN STATE SCHOOL | 17,282.87 | .00 |
| 679 RUSK STATE HOSPITAL | 72,550.20 | .00 |
| 681 SAN ANTONIO STATE HOSPITAL | 55,103.47 | .00 |
| 682 TERRELL STATE HOSPITAL | 192,889.64 | .00 |
| 683 WICHITA FALLS STATE HOSPITAL | 119,499.60 | 200.00 |
| 684 HARLINGEN STATE CHEST SANATORIUM | 17,291.35 | .00 |
| 685 RESEARCH INSTITUTE OF MENTAL SCIENCES | 111,455.24 | 27.50 |

| | GROSS DISBURSEMENTS YEAR TO DATE | REFUND DISBURSEMENTS YEAR TO DATE |
|---|--|---|
| 002 PROFESSIONAL SERVICES AND FEES | | |
| 001 GENERAL REVENUE FUND | | |
| 686 BIG SPRING STATE HOSPITAL | 43,152.50 | .00 |
| 687 LUBBOCK STATE SCHOOL | 44,272.53 | .00 |
| 690 WEST TEXAS CHILDRENS HOME | 7,689.08 | .00 |
| 691 GATESVILLE STATE SCHOOL FOR BOYS | 110,042.05 | .00 |
| 692 GAINESVILLE STATE SCHOOL FOR GIRLS | 12,023.25 | 20.00 |
| 693 CROCKETT STATE SCHOOL FOR GIRLS | 14,107.19 | .00 |
| 694 YOUTH COUNCIL | 23,456.10 | .00 |
| 695 MOUNT VIEW SCHOOL FOR BOYS | 20,379.30 | 210.00 |
| 696 DEPARTMENT OF CORRECTIONS | 118,012.96 | .00 |
| 701 TEXAS EDUCATION AGENCY | 29,244.45 | .00 |
| 711 A & M UNIVERSITY MAIN UNIVERSITY | 104,801.99 | .00 |
| 713 TARLETON COLLEGE | 201.25 | .00 |
| 714 U OF T AT ARLINGTON | 2,618.00 | .00 |
| 715 PRAIRIE VIEW A & M COLLEGE | 2,558.45 | .00 |
| 717 SOUTHERN UNIVERSITY | 300.00 | .00 |
| 718 TEXAS MARITIME ACADEMY | 750.00 | .00 |
| 719 TEXAS STATE TECHNICAL INSTITUTE | 9,875.00 | .00 |
| 721 UNIVERSITY OF TEXAS AT AUSTIN | 41,336.61 | .00 |
| 722 U OF T MEDICAL SCHOOL AT SAN ANTONIO | 17,849.90 | .00 |
| 725 U OF T SCHOOL OF PUBLIC HEALTH AT HOUSTON | 4,974.54 | .00 |
| 726 UNIV OF TEXAS POSTGRADUATE SCH OF MEDICINE | 6,769.30 | .00 |
| 729 TEXAS SOUTHWESTERN MEDICAL SCHOOL | 1,977.34 | .00 |
| 731 TEXAS WOMANS UNIVERSITY | 2,000.00 | .00 |
| 732 A & I UNIVERSITY | 254.50 | .00 |
| 733 TEXAS TECHNOLOGICAL UNIV | 31,548.90 | .00 |
| 734 LAMAR UNIVERSITY | 2,072.55 | .00 |
| 738 UNIV OF TEXAS AT DALLAS | 10,154.63 | .00 |
| 739 TEXAS TECH UNIVER SCHOOL OF MEDICINE | 141,405.54 | .00 |
| 740 UT DENTAL BR AT SAN ANTONIO | 275.00 | .00 |
| 741 UT MEDICAL SCHOOL AT HOUSTON | 203,119.56 | .00 |
| 751 EAST TEXAS STATE UNIV | 12,312.96 | .00 |
| 752 NORTH TEXAS STATE UNIVERSITY | 1,514.50 | .00 |
| 753 SAM HOUSTON STATE UNIV | 36.00 | .00 |
| 754 SOUTHWEST TEXAS STATE UNIV | 1,975.90 | .00 |
| 756 SUL ROSS STATE UNIV | 200.00 | .00 |
| 757 WEST TEXAS STATE UNIVERSITY | 2,601.50 | .00 |
| 781 COORDINATING BOARD COLLEGE & UNIV SYSTEM | 2,240.00 | .00 |
| 782 WESTERN INFORMATION NETWORK ASSOCIATION | 1,645.60 | .00 |
| 802 PARKS AND WILD LIFE DEPARTMENT | 180,332.31 | .00 |
| 808 HISTORICAL SURVEY COMMITTEE | 54,416.31 | .00 |
| 815 TEXAS TOURIST DEVELOPMENT AGENCY | 2,018.93 | .00 |
| 816 ADMIRAL NIMITZ MUSEUM | 2,779.98 | .00 |
| 906 AMERICAN BICENTENNIAL REVOLUTION COMMISSION | 975.00 | .00 |
| FUND TOTAL | 6,009,953.71 | 1,563.52 |
| 006 STATE HIGHWAY FUND | | |
| 405 DEPARTMENT OF PUBLIC SAFETY | 42,888.78 | .00 |
| 007 STATE BUILDING FUND | | |
| 309 BUILDING COMMISSION | 353,245.68 | .00 |
| 655 MENTAL HEALTH & MENTAL RETARDATION | 2,191.10 | .00 |

GROSS
DISBURSEMENTS
YEAR TO DATE

REFUND
DISBURSEMENTS
YEAR TO DATE

| | GROSS DISBURSEMENTS YEAR TO DATE | REFUND DISBURSEMENTS YEAR TO DATE |
|---|--|---|
| FUND TOTAL | 355,436.78 | .00 |
| 009 SPECIAL GAME & FISH FUND | | |
| 802 PARKS AND WILD LIFE DEPARTMENT | 251.00 | .00 |
| 011 AVAILABLE UNIVERSITY FUND | | |
| 721 UNIVERSITY OF TEXAS AT AUSTIN | 152,459.08 | .00 |
| 012 BUILDING CONSTRUCTION PLANNING FUND | | |
| 309 BUILDING COMMISSION | 92,641.44 | .00 |
| 024 PSYCHOLOGISTS LICENSING FUND | | |
| 520 BD OF EXAMINERS OF PSYCHOLOGISTS | 5,817.42 | .00 |
| 026 UNEMPLOYMENT COMPENSATION ADMIN FUND | | |
| 322 EMPLOYMENT COMMISSION | 40,250.51 | .00 |
| 030 EDUCATION AGENCY DRIVER EDUCATION FUND | | |
| 701 TEXAS EDUCATION AGENCY | 33,500.00 | .00 |
| 041 BOARD OF WATER ENGINEERS FUND | | |
| 580 WATER DEVELOPMENT BOARD | 457,414.82 | .00 |
| 047 A & M UNIV AVAILABLE FUND | | |
| 711 A & M UNIVERSITY MAIN UNIVERSITY | 4,296.24 | .00 |
| 056 PROFESSIONAL ENGINEERS FUND | | |
| 460 BD OF REGISTRATION FOR PROFESSIONAL ENGINEERS | 10,082.23 | .00 |
| 061 COMMISSION FOR REHABILITATION OPERATING FUND | | |
| 330 COMMISSION FOR REHABILITATION | 374,975.45 | .00 |
| 062 COMPTROLLERS OPERATING FUND | | |
| 304 COMPTROLLER OF PUBLIC ACCOUNTS | 138,500.00 | .00 |
| 063 LAND & WATER RECREATION & SAFETY FUND | | |
| 802 PARKS AND WILD LIFE DEPARTMENT | 19.00 | .00 |
| 064 STATE PARKS FUND | | |
| 802 PARKS AND WILD LIFE DEPARTMENT | 7,774.32 | .00 |
| 070 BICENTENNIAL FUND | | |
| 906 AMERICAN BICENTENNIAL REVOLUTION COMMISSION | 3,100.00 | .00 |
| 072 ATTORNEY GENERAL OPERATING FUND | | |
| 302 ATTORNEY GENERAL | 198,733.60 | .00 |
| 075 REGISTERED PUBLIC SURVEYORS FUND | | |
| 463 BOARD OF REGISTRATION FOR PUBLIC SURVEYORS | 305.00 | .00 |
| 094 WORKMENS COMPENSATION FUND | | |
| 453 INDUSTRIAL ACCIDENT BOARD | 5,994.00 | .00 |
| 097 LIQUOR ACT ENFORCEMENT FUND | | |
| 458 ALCOHOLIC BEVERAGE COM | 2,369.65 | .00 |
| 099 OPERATORS & CHAUFFEURS FUND | | |
| 405 DEPARTMENT OF PUBLIC SAFETY | 1,464.70 | .00 |
| 102 AIR CONTROL BOARD SPECIAL FUND | | |
| 519 AIR CONTROL BOARD | 24,048.60 | .00 |
| 112 EDUCATION AGENCY OPERATING FUND | | |
| 701 TEXAS EDUCATION AGENCY | 263,794.98 | .00 |
| 118 FEDERAL PUBLIC LIBRARY SERVICE FUND | | |
| 306 LIBRARY | 7,623.36 | .00 |
| 123 WATER BOARD PLANNING FUND | | |
| 580 WATER DEVELOPMENT BOARD | 55,458.57 | .00 |
| 127 FEDERAL ECONOMIC OPPORTUNITY FUND | | |
| 301 GOVERNOR-EXECUTIVE | 60,894.75 | .00 |
| 141 FEDERAL ADULT BLIND FUND | | |
| 318 COMMISSION FOR THE BLIND | 94,746.83 | .00 |

| | GROSS DISBURSEMENTS YEAR TO DATE | REFUND DISBURSEMENTS YEAR TO DATE |
|---|--|---|
| 148 FEDERAL HEALTH EDUCATION & WELFARE FUND 701 TEXAS EDUCATION AGENCY | 1,095,333.83 | .00 |
| 153 WATER QUALITY FUND 518 WATER QUALITY BOARD | 64,283.66 | 3.00 |
| 155 RAILROAD COMMISSION OPERATING FUND 455 RAILROAD COMMISSION | 920.00 | .00 |
| 165 UNEMPLOYMENT COMPENSATION ADMIN FUND 322 EMPLOYMENT COMMISSION | 24,180.32 | .00 |
| 166 WELFARE ADMINISTRATION OPERATING FUND 324 DEPARTMENT OF PUBLIC WELFARE | 635,793.14 | 32.50 |
| 185 A & M UNIV WORKMENS COMP INS FUND 710 A & M UNIV SYSTEM ADMINISTRATION | 924.62 | 1,972.55 |
| 193 FOUNDATION SCHOOL FUND 701 TEXAS EDUCATION AGENCY | 126,787.83 | .00 |
| 212 A & M MAIN UNIV INTEREST & SINKING FUND 711 A & M UNIVERSITY MAIN UNIVERSITY | 398.91 | .00 |
| 219 FEDERAL HIGHER EDUCATION FUND 781 COORDINATING BOARD COLLEGE & UNIV SYSTEM | 1,868.00 | .00 |
| 222 DEPT PUBLIC SAFETY FEDERAL FUND 405 DEPARTMENT OF PUBLIC SAFETY | 77,250.00 | .00 |
| 223 FEDERAL LAND AND WATER CONSERVATION FUND 802 PARKS AND WILD LIFE DEPARTMENT | 85,597.35 | .00 |
| 224 GOVERNORS OFFICE FEDERAL PROJECTS FUND 301 GOVERNOR-EXECUTIVE | 187,265.38 | .00 |
| 226 PAN AMERICAN UNIV CURRENT FUND 736 PAN AMERICAN UNIVERSITY | 17,974.00 | 150.00 |
| 227 ANGELO STATE UNIV CURRENT FUND 737 ANGELO STATE UNIV | 460.00 | .00 |
| 242 A & M UNIV CURRENT FUND 711 A & M UNIVERSITY MAIN UNIVERSITY | 24,588.04 | .00 |
| 243 TARLETON COLLEGE CURRENT FUND 713 TARLETON COLLEGE | 344.25 | .00 |
| 244 UT AT ARLINGTON CURRENT FUND 714 U OF T AT ARLINGTON | 3,228.00 | .00 |
| 245 PRAIRIE VIEW A & M COLLEGE CURRENT FUND 715 PRAIRIE VIEW A & M COLLEGE | 4,395.49 | .00 |
| 247 TEXAS SOUTHERN UNIVERSITY CURRENT FUND 717 SOUTHERN UNIVERSITY | 1,691.06 | .00 |
| 248 UNIV OF TEXAS AT AUSTIN CURRENT FUND 721 UNIVERSITY OF TEXAS AT AUSTIN | 41,817.62 | .00 |
| 250 UT AT EL PASO CURRENT FUND 724 U OF T AT EL PASO | 1,615.74 | .00 |
| 254 A & I UNIV CURRENT FUND 732 A & I UNIVERSITY | 2,897.00 | .00 |
| 255 TEXAS TECHNOLOGICAL UNIV CURRENT FUND 733 TEXAS TECHNOLOGICAL UNIV | 50,692.29 | .00 |
| 256 LAMAR UNIVERSITY CURRENT FUND 734 LAMAR UNIVERSITY | 6,874.66 | .00 |
| 257 EAST TEXAS STATE UNIV CURRENT FUND 751 EAST TEXAS STATE UNIV | 7,387.27 | .00 |
| 258 NORTH TEXAS STATE UNIV CURRENT FUND 752 NORTH TEXAS STATE UNIVERSITY | 15,686.41 | .00 |

GROSS
DISBURSEMENTS
YEAR TO DATE

REFUND
DISBURSEMENTS
YEAR TO DATE

| | | |
|---|---------------|----------|
| 259 SAM HOUSTON UNIV CURRENT FUND 753 SAM HOUSTON STATE UNIV | 19,857.95 | .00 |
| 260 SOUTHWEST TEXAS UNIV CURRENT FUND 754 SOUTHWEST TEXAS STATE UNIV | 3,935.93 | .00 |
| 261 STEPHEN F AUSTIN UNIV CURRENT FUND 755 S F AUSTIN STATE UNIV | 595.90 | .00 |
| 263 WEST TEXAS STATE UNIV CURRENT FUND 757 WEST TEXAS STATE UNIVERSITY | 924.20 | .00 |
| 264 MIDWESTERN UNIVERSITY CURRENT FUND 735 MIDWESTERN UNIVERSITY | 1,290.00 | .00 |
| 272 BOARD OF CORRECTIONS MINERAL FUND 696 DEPARTMENT OF CORRECTIONS | 135.00 | .00 |
| 273 FEDERAL HEALTH FUND 501 DEPARTMENT OF HEALTH | 446,995.18 | .00 |
| 274 MOTOR VEHICLE INSPECTION FUND 405 DEPARTMENT OF PUBLIC SAFETY | 1,863.05 | .00 |
| 352 WATER DEV BD INT & SINKING FUND 580 WATER DEVELOPMENT BOARD | 2,455.17 | .00 |
| 408 TEXAS PARK DEVELOPMENT FUND 802 PARKS AND WILD LIFE DEPARTMENT | 69,507.12 | .00 |
| 415 VETERANS LAND BOND DIV D SER 1971 328 VETERANS LAND BOARD | 19,535.18 | .00 |
| 417 VETERANS LAND BOND DIV D SER 1971A 328 VETERANS LAND BOARD | 17,679.46 | .00 |
| CODE TOTAL | 11,509,823.83 | 3,721.57 |

003 EMPLOYEES MAINTENANCE

001 GENERAL REVENUE FUND

| | | |
|---|-----------|-----|
| 654 BROWNWOOD STATE SCHOOL FOR GIRLS | 580.64 | .00 |
| 656 VERNON GERIATRIC CENTER | 6,000.00 | .00 |
| 660 DENTON STATE SCHOOL | 4,423.38 | .00 |
| 666 EAST TEXAS STATE CHEST HOSPITAL | 64.52 | .00 |
| 668 RICHMOND STATE SCHOOL | 4,250.00 | .00 |
| 670 CORPUS CHRISTI STATE SCHOOL | 3,000.00 | .00 |
| 674 KERRVILLE STATE HOSPITAL | 1,500.00 | .00 |
| 675 TRAVIS STATE SCHOOL | 3,000.00 | .00 |
| 676 ABILENE STATE SCHOOL | 1,500.00 | .00 |
| 677 AUSTIN STATE HOSPITAL | 7,125.00 | .00 |
| 678 AUSTIN STATE SCHOOL | 500.00 | .00 |
| 681 SAN ANTONIO STATE HOSPITAL | 4,500.00 | .00 |
| 682 TERRELL STATE HOSPITAL | 346.77 | .00 |
| 683 WICHITA FALLS STATE HOSPITAL | 2,586.69 | .00 |
| 684 HARLINGEN STATE CHEST SANATORIUM | 1,000.00 | .00 |
| 685 RESEARCH INSTITUTE OF MENTAL SCIENCES | 1,500.00 | .00 |
| 686 BIG SPRING STATE HOSPITAL | 1,375.00 | .00 |
| 687 LUBBOCK STATE SCHOOL | 4,250.00 | .00 |
| 693 CROCKETT STATE SCHOOL FOR GIRLS | 1,500.00 | .00 |
| 695 MOUNT VIEW SCHOOL FOR BOYS | 1,500.00 | .00 |
| FUND TOTAL | 50,502.00 | .00 |

| | GROSS DISBURSEMENTS YEAR TO DATE | REFUND DISBURSEMENTS YEAR TO DATE |
|--|--|---|
| 004 JUDICIARY FEES AND COURT COSTS | | |
| 001 GENERAL REVENUE FUND | | |
| 241 DISTRICT COURTS COMPTROLLERS JUDICIARY SEC | 912,139.77 | 751.17 |
| 902 MISCELLANEOUS | 13.78 | .00 |
| FUND TOTAL | 912,153.55 | 751.17 |
| 005 EMPLOYEES RETIREMENT MATCHING | | |
| 001 GENERAL REVENUE FUND | | |
| 327 EMPLOYEES RETIREMENT SYSTEM | 6,825,002.00 | 95,688.36 |
| 006 STATE HIGHWAY FUND | | |
| 327 EMPLOYEES RETIREMENT SYSTEM | 7,380,000.00 | 122,703.98 |
| 007 STATE BUILDING FUND | | |
| 327 EMPLOYEES RETIREMENT SYSTEM | 22,700.00 | 372.46 |
| 009 SPECIAL GAME & FISH FUND | | |
| 327 EMPLOYEES RETIREMENT SYSTEM | 311,700.00 | 472.25 |
| 019 VITAL STATISTICS FUND | | |
| 327 EMPLOYEES RETIREMENT SYSTEM | 20,800.00 | 7,825.89 |
| 023 DEPARTMENT OF AGRICULTURE FUND | | |
| 327 EMPLOYEES RETIREMENT SYSTEM | 12,050.00 | 1,568.40 |
| 024 PSYCHOLOGISTS LICENSING FUND | | |
| 327 EMPLOYEES RETIREMENT SYSTEM | 733.75 | .00 |
| 026 UNEMPLOYMENT COMPENSATION ADMIN FUND | | |
| 327 EMPLOYEES RETIREMENT SYSTEM | 1,397,453.96 | .00 |
| 029 TRAFFIC SAFETY FUND | | |
| 327 EMPLOYEES RETIREMENT SYSTEM | 4,088.24 | 7.65 |
| 033 SANITARIANS REGISTRATION AND LICENSE FUND | | |
| 327 EMPLOYEES RETIREMENT SYSTEM | 165.00 | 119.63 |
| 034 OPTOMETRY FUND | | |
| 327 EMPLOYEES RETIREMENT SYSTEM | 565.00 | 8.50 |
| 035 VETERINARY FUND | | |
| 327 EMPLOYEES RETIREMENT SYSTEM | 1,229.59 | 431.46 |
| 036 INSURANCE COMMISSION OPERATING FUND | | |
| 327 EMPLOYEES RETIREMENT SYSTEM | 208,300.00 | 316.87 |
| 039 COMMODITY DISTRIBUTION FUND | | |
| 327 EMPLOYEES RETIREMENT SYSTEM | 106,700.00 | 1,723.49 |
| 040 BARBER EXAMINERS FUND | | |
| 327 EMPLOYEES RETIREMENT SYSTEM | 6,345.30 | 934.70 |
| 052 VETERANS LAND BOARD FUND | | |
| 327 EMPLOYEES RETIREMENT SYSTEM | .00 | 1,330.00 |
| 055 MEDICAL REGISTRATION FUND | | |
| 327 EMPLOYEES RETIREMENT SYSTEM | 5,221.56 | 406.09 |
| 056 PROFESSIONAL ENGINEERS FUND | | |
| 327 EMPLOYEES RETIREMENT SYSTEM | 4,100.00 | 131.02 |
| 057 COUNTY & ROAD DISTRICT HIGHWAY FUND | | |
| 327 EMPLOYEES RETIREMENT SYSTEM | 4,417.44 | 533.57 |
| 059 SPECIAL BOAT FUND | | |
| 327 EMPLOYEES RETIREMENT SYSTEM | 11,200.00 | 444.74 |
| 061 COMMISSION FOR REHABILITATION OPERATING FUND | | |
| 327 EMPLOYEES RETIREMENT SYSTEM | 142,501.98 | .00 |
| 062 COMPTROLLERS OPERATING FUND | | |
| 327 EMPLOYEES RETIREMENT SYSTEM | 434,695.75 | .00 |

GROSS
DISBURSEMENTS
YEAR TO DATE

REFUND
DISBURSEMENTS
YEAR TO DATE

| | | |
|--|------------|-----------|
| 063 LAND & WATER RECREATION & SAFETY FUND 327 EMPLOYEES RETIREMENT SYSTEM | 49,800.00 | 307.84 |
| 065 LAND OFFICE SALE FEE FUND 327 EMPLOYEES RETIREMENT SYSTEM | 7,850.00 | 701.43 |
| 069 BOARD OF LANDSCAPE ARCHITECTS FUND 327 EMPLOYEES RETIREMENT SYSTEM | 450.00 | .00 |
| 070 BICENTENNIAL FUND 327 EMPLOYEES RETIREMENT SYSTEM | 1,017.65 | .00 |
| 072 ATTORNEY GENERAL OPERATING FUND 327 EMPLOYEES RETIREMENT SYSTEM | 37,275.00 | 5,139.14 |
| 075 REGISTERED PUBLIC SURVEYORS FUND 327 EMPLOYEES RETIREMENT SYSTEM | 519.96 | 313.87 |
| 076 PREPAID FUNERAL CONTRACT FUND 327 EMPLOYEES RETIREMENT SYSTEM | 717.50 | .00 |
| 080 LAND OFFICE PERMIT FEE FUND 327 EMPLOYEES RETIREMENT SYSTEM | 2,200.00 | 5.00 |
| 085 INSURANCE AGENTS LICENSE FUND 327 EMPLOYEES RETIREMENT SYSTEM | 1,200.80 | 1.00 |
| 086 DENTAL REGISTRATION FUND 327 EMPLOYEES RETIREMENT SYSTEM | 1,368.24 | 275.96 |
| 088 BOARD OF COSMETOLOGISTS FUND 327 EMPLOYEES RETIREMENT SYSTEM | 14,763.40 | 1,541.60 |
| 094 WORKMENS COMPENSATION FUND 327 EMPLOYEES RETIREMENT SYSTEM | 18,025.00 | 14,101.52 |
| 097 LIQUOR ACT ENFORCEMENT FUND 327 EMPLOYEES RETIREMENT SYSTEM | 181,600.00 | 1,690.69 |
| 099 OPERATORS & CHAUFFEURS FUND 327 EMPLOYEES RETIREMENT SYSTEM | 245,700.00 | 52,186.59 |
| 100 TREASURY FISCAL AGENCY FUND 327 EMPLOYEES RETIREMENT SYSTEM | 394.20 | 577.80 |
| 102 AIR CONTROL BOARD SPECIAL FUND 327 EMPLOYEES RETIREMENT SYSTEM | 462.05 | 62.50 |
| 109 ARCHITECTS REGISTRATION FUND 327 EMPLOYEES RETIREMENT SYSTEM | 1,061.08 | 92.29 |
| 114 REAL ESTATE LICENSE FUND 327 EMPLOYEES RETIREMENT SYSTEM | 14,865.00 | 2,150.65 |
| 118 FEDERAL PUBLIC LIBRARY SERVICE FUND 327 EMPLOYEES RETIREMENT SYSTEM | 15,740.00 | 1,756.25 |
| 127 FEDERAL ECONOMIC OPPORTUNITY FUND 327 EMPLOYEES RETIREMENT SYSTEM | 14,575.62 | .00 |
| 129 HOSPITAL LICENSING FUND 327 EMPLOYEES RETIREMENT SYSTEM | 2,345.00 | 406.36 |
| 134 FEDERAL OLDER AMERICANS FUND 327 EMPLOYEES RETIREMENT SYSTEM | 2,649.90 | 88.40 |
| 140 CHIROPRACTIC EXAMINERS FUND 327 EMPLOYEES RETIREMENT SYSTEM | 780.00 | 324.56 |
| 141 FEDERAL ADULT BLIND FUND 327 EMPLOYEES RETIREMENT SYSTEM | 71,050.00 | 718.20 |
| 150 AIRCRAFT FUEL TAX FUND 327 EMPLOYEES RETIREMENT SYSTEM | 8,055.00 | 158.60 |
| 152 ESCHEAT EXPENSE & REINBURSEMENT FD 327 EMPLOYEES RETIREMENT SYSTEM | 2,091.00 | 849.85 |

| | GROSS DISBURSEMENTS YEAR TO DATE | REFUND DISBURSEMENTS YEAR TO DATE |
|--|--|---|
| 153 WATER QUALITY FUND | | |
| 327 EMPLOYEES RETIREMENT SYSTEM | 5,500.00 | 84.00 |
| 155 RAILROAD COMMISSION OPERATING FUND | | |
| 327 EMPLOYEES RETIREMENT SYSTEM | 187,100.00 | 2,074.52 |
| 156 INDUSTRIAL REVOLVING FUND | | |
| 327 EMPLOYEES RETIREMENT SYSTEM | 30,175.00 | 522.80 |
| 158 WATER RIGHTS ADMINISTRATION FUND | | |
| 327 EMPLOYEES RETIREMENT SYSTEM | 802.35 | .00 |
| 164 CONSERVATORS EXPENSE FUND | | |
| 327 EMPLOYEES RETIREMENT SYSTEM | 1,969.45 | 560.00 |
| 166 WELFARE ADMINISTRATION OPERATING FUND | | |
| 327 EMPLOYEES RETIREMENT SYSTEM | 1,382,500.00 | 13,122.75 |
| 220 BASIC SCIENCE EXAMINATION FUND | | |
| 327 EMPLOYEES RETIREMENT SYSTEM | 1,179.60 | 574.15 |
| 222 DEPT PUBLIC SAFETY FEDERAL FUND | | |
| 327 EMPLOYEES RETIREMENT SYSTEM | 12,550.00 | 66.62 |
| 223 FEDERAL LAND AND WATER CONSERVATION FUND | | |
| 327 EMPLOYEES RETIREMENT SYSTEM | 4,585.00 | 54.40 |
| 224 GOVERNORS OFFICE FEDERAL PROJECTS FUND | | |
| 327 EMPLOYEES RETIREMENT SYSTEM | 31,725.00 | 336.36 |
| 266 VOCATIONAL NURSE EXAMINERS FUND | | |
| 327 EMPLOYEES RETIREMENT SYSTEM | 3,415.44 | 101.72 |
| 272 BOARD OF CORRECTIONS MINERAL FUND | | |
| 327 EMPLOYEES RETIREMENT SYSTEM | .00 | 338.20 |
| 273 FEDERAL HEALTH FUND | | |
| 327 EMPLOYEES RETIREMENT SYSTEM | 441,500.00 | 5,918.80 |
| 274 MOTOR VEHICLE INSPECTION FUND | | |
| 327 EMPLOYEES RETIREMENT SYSTEM | 350,106.12 | .00 |
| CODE TOTAL | 20,049,633.93 | 342,223.48 |
| 006 TEACHERS RETIREMENT MATCHING | | |
| 120 OMNIBUS TAX CLEARANCE FUND | | |
| 304 COMPTROLLER OF PUBLIC ACCOUNTS | 77,846,327.90 | .00 |
| 007 O A S I MATCHING | | |
| 001 GENERAL REVENUE FUND | | |
| 324 DEPARTMENT OF PUBLIC WELFARE | 16,871,380.53 | 945.82 |
| 006 STATE HIGHWAY FUND | | |
| 324 DEPARTMENT OF PUBLIC WELFARE | 7,241,886.23 | 3,736.06 |
| 007 STATE BUILDING FUND | | |
| 324 DEPARTMENT OF PUBLIC WELFARE | 16,277.61 | .00 |
| 009 SPECIAL GAME & FISH FUND | | |
| 324 DEPARTMENT OF PUBLIC WELFARE | 279,173.98 | .00 |
| 011 AVAILABLE UNIVERSITY FUND | | |
| 324 DEPARTMENT OF PUBLIC WELFARE | 36,341.68 | .00 |
| 019 VITAL STATISTICS FUND | | |
| 324 DEPARTMENT OF PUBLIC WELFARE | 20,590.86 | .00 |
| 023 DEPARTMENT OF AGRICULTURE FUND | | |
| 324 DEPARTMENT OF PUBLIC WELFARE | 9,585.24 | .00 |
| 024 PSYCHOLOGISTS LICENSING FUND | | |
| 324 DEPARTMENT OF PUBLIC WELFARE | 667.38 | .00 |

| | GROSS DISBURSEMENTS YEAR TO DATE | REFUND DISBURSEMENTS YEAR TO DATE |
|--|--|---|
| 026 UNEMPLOYMENT COMPENSATION ADMIN FUND 324 DEPARTMENT OF PUBLIC WELFARE | 1,267,079.60 | .00 |
| 029 TRAFFIC SAFETY FUND 324 DEPARTMENT OF PUBLIC WELFARE | 2,549.37 | .00 |
| 033 SANITARIANS REGISTRATION AND LICENSE FUND 324 DEPARTMENT OF PUBLIC WELFARE | 150.69 | .00 |
| 034 OPTOMETRY FUND 324 DEPARTMENT OF PUBLIC WELFARE | 581.21 | .00 |
| 035 VETERINARY FUND 324 DEPARTMENT OF PUBLIC WELFARE | 1,128.06 | .00 |
| 036 INSURANCE COMMISSION OPERATING FUND 324 DEPARTMENT OF PUBLIC WELFARE | 169,713.70 | .00 |
| 039 COMMODITY DISTRIBUTION FUND 324 DEPARTMENT OF PUBLIC WELFARE | 106,719.45 | .00 |
| 040 BARBER EXAMINERS FUND 324 DEPARTMENT OF PUBLIC WELFARE | 6,301.36 | .00 |
| 047 A & M UNIV AVAILABLE FUND 324 DEPARTMENT OF PUBLIC WELFARE | 1.92 | .00 |
| 055 MEDICAL REGISTRATION FUND 324 DEPARTMENT OF PUBLIC WELFARE | 4,304.60 | .00 |
| 056 PROFESSIONAL ENGINEERS FUND 324 DEPARTMENT OF PUBLIC WELFARE | 3,483.26 | .00 |
| 057 COUNTY & ROAD DISTRICT HIGHWAY FUND 324 DEPARTMENT OF PUBLIC WELFARE | 3,011.18 | .00 |
| 058 FEED CONTROL FUND 324 DEPARTMENT OF PUBLIC WELFARE | 20,104.39 | .00 |
| 059 SPECIAL BOAT FUND 324 DEPARTMENT OF PUBLIC WELFARE | 10,632.98 | .00 |
| 061 COMMISSION FOR REHABILITATION OPERATING FUND 324 DEPARTMENT OF PUBLIC WELFARE | 380,979.25 | .00 |
| 062 COMPTROLLERS OPERATING FUND 324 DEPARTMENT OF PUBLIC WELFARE | 380,797.74 | .00 |
| 063 LAND & WATER RECREATION & SAFETY FUND 324 DEPARTMENT OF PUBLIC WELFARE | 48,692.94 | .00 |
| 064 STATE PARKS FUND 324 DEPARTMENT OF PUBLIC WELFARE | 213.23 | .00 |
| 065 LAND OFFICE SALE FEE FUND 324 DEPARTMENT OF PUBLIC WELFARE | 7,935.05 | .00 |
| 069 BOARD OF LANDSCAPE ARCHITECTS FUND 324 DEPARTMENT OF PUBLIC WELFARE | 444.72 | .00 |
| 070 BICENTENNIAL FUND 324 DEPARTMENT OF PUBLIC WELFARE | 977.98 | .00 |
| 072 ATTORNEY GENERAL OPERATING FUND 324 DEPARTMENT OF PUBLIC WELFARE | 26,163.61 | .00 |
| 075 REGISTERED PUBLIC SURVEYORS FUND 324 DEPARTMENT OF PUBLIC WELFARE | 514.33 | .00 |
| 076 PREPAID FUNERAL CONTRACT FUND 324 DEPARTMENT OF PUBLIC WELFARE | 447.86 | .00 |
| 080 LAND OFFICE PERMIT FEE FUND 324 DEPARTMENT OF PUBLIC WELFARE | 2,074.33 | .00 |
| 083 DONATED COMMODITY DISTRIBUTION FUND 324 DEPARTMENT OF PUBLIC WELFARE | 22.55 | .00 |

| | GROSS DISBURSEMENTS YEAR TO DATE | REFUND DISBURSEMENTS YEAR TO DATE |
|---|--|---|
| 085 INSURANCE AGENTS LICENSE FUND | | |
| 324 DEPARTMENT OF PUBLIC WELFARE | 1,084.98 | .00 |
| 086 DENTAL REGISTRATION FUND | | |
| 324 DEPARTMENT OF PUBLIC WELFARE | 1,349.93 | .00 |
| 088 BOARD OF COSMETOLOGISTS FUND | | |
| 324 DEPARTMENT OF PUBLIC WELFARE | 14,970.74 | .00 |
| 094 WORKMENS COMPENSATION FUND | | |
| 324 DEPARTMENT OF PUBLIC WELFARE | 15,770.09 | .00 |
| 097 LIQUOR ACT ENFORCEMENT FUND | | |
| 324 DEPARTMENT OF PUBLIC WELFARE | 161,863.91 | .00 |
| 099 OPERATORS & CHAUFFEURS FUND | | |
| 324 DEPARTMENT OF PUBLIC WELFARE | 223,594.01 | .00 |
| 100 TREASURY FISCAL AGENCY FUND | | |
| 324 DEPARTMENT OF PUBLIC WELFARE | 377.79 | .00 |
| 102 AIR CONTROL BOARD SPECIAL FUND | | |
| 324 DEPARTMENT OF PUBLIC WELFARE | 332.16 | .00 |
| 109 ARCHITECTS REGISTRATION FUND | | |
| 324 DEPARTMENT OF PUBLIC WELFARE | 1,129.64 | .00 |
| 112 EDUCATION AGENCY OPERATING FUND | | |
| 324 DEPARTMENT OF PUBLIC WELFARE | 275,433.61 | .00 |
| 114 REAL ESTATE LICENSE FUND | | |
| 324 DEPARTMENT OF PUBLIC WELFARE | 13,690.87 | .00 |
| 118 FEDERAL PUBLIC LIBRARY SERVICE FUND | | |
| 324 DEPARTMENT OF PUBLIC WELFARE | 15,119.79 | .00 |
| 127 FEDERAL ECONOMIC OPPORTUNITY FUND | | |
| 324 DEPARTMENT OF PUBLIC WELFARE | 13,108.64 | .00 |
| 129 HOSPITAL LICENSING FUND | | |
| 324 DEPARTMENT OF PUBLIC WELFARE | 1,774.94 | .00 |
| 134 FEDERAL OLDER AMERICANS FUND | | |
| 324 DEPARTMENT OF PUBLIC WELFARE | 2,510.51 | .00 |
| 140 CHIROPRACTIC EXAMINERS FUND | | |
| 324 DEPARTMENT OF PUBLIC WELFARE | 751.23 | .00 |
| 141 FEDERAL ADULT BLIND FUND | | |
| 324 DEPARTMENT OF PUBLIC WELFARE | 67,193.29 | .00 |
| 150 AIRCRAFT FUEL TAX FUND | | |
| 324 DEPARTMENT OF PUBLIC WELFARE | 6,171.26 | .00 |
| 152 ESCHEAT EXPENSE & REINBURSEMENT FD | | |
| 324 DEPARTMENT OF PUBLIC WELFARE | 1,934.78 | .00 |
| 153 WATER QUALITY FUND | | |
| 324 DEPARTMENT OF PUBLIC WELFARE | 4,227.19 | .00 |
| 155 RAILROAD COMMISSION OPERATING FUND | | |
| 324 DEPARTMENT OF PUBLIC WELFARE | 156,239.88 | .00 |
| 156 INDUSTRIAL REVOLVING FUND | | |
| 324 DEPARTMENT OF PUBLIC WELFARE | 26,028.93 | .00 |
| 158 WATER RIGHTS ADMINISTRATION FUND | | |
| 324 DEPARTMENT OF PUBLIC WELFARE | 552.23 | .00 |
| 164 CONSERVATORS EXPENSE FUND | | |
| 324 DEPARTMENT OF PUBLIC WELFARE | 2,032.77 | .00 |
| 166 WELFARE ADMINISTRATION OPERATING FUND | | |
| 324 DEPARTMENT OF PUBLIC WELFARE | 1,316,716.88 | .00 |
| 185 A & M UNIV WORKMENS COMP INS FUND | | |
| 324 DEPARTMENT OF PUBLIC WELFARE | 104.48 | .00 |

GROSS
DISBURSEMENTS
YEAR TO DATEREFUND
DISBURSEMENTS
YEAR TO DATE

| | GROSS DISBURSEMENTS YEAR TO DATE | REFUND DISBURSEMENTS YEAR TO DATE |
|--|--|---|
| 219 FEDERAL HIGHER EDUCATION FUND | | |
| 324 DEPARTMENT OF PUBLIC WELFARE | 2,050.32 | .00 |
| 220 BASIC SCIENCE EXAMINATION FUND | | |
| 324 DEPARTMENT OF PUBLIC WELFARE | 1,147.20 | .00 |
| 222 DEPT PUBLIC SAFETY FEDERAL FUND | | |
| 324 DEPARTMENT OF PUBLIC WELFARE | 11,024.82 | .00 |
| 223 FEDERAL LAND AND WATER CONSERVATION FUND | | |
| 324 DEPARTMENT OF PUBLIC WELFARE | 4,375.48 | .00 |
| 224 GOVERNORS OFFICE FEDERAL PROJECTS FUND | | |
| 324 DEPARTMENT OF PUBLIC WELFARE | 22,550.28 | .00 |
| 225 UNIVERSITY OF HOUSTON CURRENT FUND | | |
| 324 DEPARTMENT OF PUBLIC WELFARE | 73,245.71 | .00 |
| 226 PAN AMERICAN UNIV CURRENT FUND | | |
| 324 DEPARTMENT OF PUBLIC WELFARE | 315.73 | .00 |
| 227 ANGELO STATE UNIV CURRENT FUND | | |
| 324 DEPARTMENT OF PUBLIC WELFARE | 493.53 | .00 |
| 237 TEXAS STATE TECHNICAL INSTITUTE FUND | | |
| 324 DEPARTMENT OF PUBLIC WELFARE | 5,531.79 | .00 |
| 242 A & M UNIV CURRENT FUND | | |
| 324 DEPARTMENT OF PUBLIC WELFARE | 11,244.95 | .00 |
| 243 TARLETON COLLEGE CURRENT FUND | | |
| 324 DEPARTMENT OF PUBLIC WELFARE | 1,259.24 | .00 |
| 244 UT AT ARLINGTON CURRENT FUND | | |
| 324 DEPARTMENT OF PUBLIC WELFARE | 3,987.55 | .00 |
| 245 PRAIRIE VIEW A & M COLLEGE CURRENT FUND | | |
| 324 DEPARTMENT OF PUBLIC WELFARE | 17,107.23 | .00 |
| 247 TEXAS SOUTHERN UNIVERSITY CURRENT FUND | | |
| 324 DEPARTMENT OF PUBLIC WELFARE | 2,704.44 | .00 |
| 248 UNIV OF TEXAS AT AUSTIN CURRENT FUND | | |
| 324 DEPARTMENT OF PUBLIC WELFARE | 73,010.05 | .00 |
| 250 UT AT EL PASO CURRENT FUND | | |
| 324 DEPARTMENT OF PUBLIC WELFARE | 3,223.93 | .00 |
| 253 TEXAS WOMANS UNIVERSITY CURRENT FUND | | |
| 324 DEPARTMENT OF PUBLIC WELFARE | 11,689.17 | .00 |
| 254 A & I UNIV CURRENT FUND | | |
| 324 DEPARTMENT OF PUBLIC WELFARE | 85.89 | .00 |
| 255 TEXAS TECHNOLOGICAL UNIV CURRENT FUND | | |
| 324 DEPARTMENT OF PUBLIC WELFARE | 13,720.93 | .00 |
| 256 LAMAR UNIVERSITY CURRENT FUND | | |
| 324 DEPARTMENT OF PUBLIC WELFARE | 10,991.13 | .00 |
| 257 EAST TEXAS STATE UNIV CURRENT FUND | | |
| 324 DEPARTMENT OF PUBLIC WELFARE | 25,597.07 | .00 |
| 258 NORTH TEXAS STATE UNIV CURRENT FUND | | |
| 324 DEPARTMENT OF PUBLIC WELFARE | 3,630.17 | .00 |
| 259 SAM HOUSTON UNIV CURRENT FUND | | |
| 324 DEPARTMENT OF PUBLIC WELFARE | 10,940.03 | .00 |
| 260 SOUTHWEST TEXAS UNIV CURRENT FUND | | |
| 324 DEPARTMENT OF PUBLIC WELFARE | 5,011.66 | .00 |
| 262 SUL ROSS UNIV CURRENT FUND | | |
| 324 DEPARTMENT OF PUBLIC WELFARE | 244.67 | .00 |
| 263 WEST TEXAS STATE UNIV CURRENT FUND | | |
| 324 DEPARTMENT OF PUBLIC WELFARE | 6,248.88 | .00 |

| | GROSS DISBURSEMENTS YEAR TO DATE | REFUND DISBURSEMENTS YEAR TO DATE |
|---|--|---|
| 264 MIDWESTERN UNIVERSITY CURRENT FUND | | |
| 324 DEPARTMENT OF PUBLIC WELFARE | 1,056.15 | .00 |
| 266 VOCATIONAL NURSE EXAMINERS FUND | | |
| 324 DEPARTMENT OF PUBLIC WELFARE | 3,098.63 | .00 |
| 272 BOARD OF CORRECTIONS MINERAL FUND | | |
| 324 DEPARTMENT OF PUBLIC WELFARE | 262.92 | .00 |
| 273 FEDERAL HEALTH FUND | | |
| 324 DEPARTMENT OF PUBLIC WELFARE | 398,494.40 | .00 |
| 274 MOTOR VEHICLE INSPECTION FUND | | |
| 324 DEPARTMENT OF PUBLIC WELFARE | 311,618.23 | .00 |
| 275 TEXAS MARITIME ACADEMY CURRENT FUND | | |
| 324 DEPARTMENT OF PUBLIC WELFARE | 264.48 | .00 |
| CODE TOTAL | 30,281,220.06 | 4,681.88 |
| 008 WORKMENS COMPENSATION TRANSFER | | |
| 001 GENERAL REVENUE FUND | | |
| 555 AGRICULTURAL EXTENSION SERVICE | 20,767.04 | .00 |
| 556 AGRICULTURAL EXPERIMENT STATION | 13,484.33 | .00 |
| 557 VETERINARY MEDICAL DIAGNOSTIC LABORATORY | 548.19 | .00 |
| 576 FOREST SERVICE | 6,018.06 | .00 |
| 577 RODENT & PREDATORY ANIMAL CONTROL | 1,445.94 | .00 |
| 710 A & M UNIV SYSTEM ADMINISTRATION | 1,343.95 | .00 |
| 711 A & M UNIVERSITY MAIN UNIVERSITY | 6,236.45 | .00 |
| 712 ENGINEERING EXPERIMENT STATION & TRANSPR INST | 4,049.97 | .00 |
| 715 PRAIRIE VIEW A & M COLLEGE | 399.91 | .00 |
| 716 ENGINEERING EXTENSION SERVICE | 1,342.67 | .00 |
| 718 TEXAS MARITIME ACADEMY | 1,304.02 | .00 |
| 721 UNIVERSITY OF TEXAS AT AUSTIN | 538.84 | .00 |
| 722 U OF T MEDICAL SCHOOL AT SAN ANTONIO | 3,242.05 | .00 |
| 728 U OF T DENTAL SCHOOL AT HOUSTON | 2,610.18 | .00 |
| 729 TEXAS SOUTHWESTERN MEDICAL SCHOOL | 2,327.91 | .00 |
| 733 TEXAS TECHNOLOGICAL UNIV | 31,952.43 | .00 |
| 738 UNIV OF TEXAS AT DALLAS | 2,479.71 | .00 |
| 740 UT DENTAL BR AT SAN ANTONIO | 142.23 | .00 |
| FUND TOTAL | 100,233.88 | .00 |
| 011 AVAILABLE UNIVERSITY FUND | | |
| 721 UNIVERSITY OF TEXAS AT AUSTIN | 182.49 | .00 |
| 058 FEED CONTROL FUND | | |
| 556 AGRICULTURAL EXPERIMENT STATION | 1,881.84 | .00 |
| 155 RAILROAD COMMISSION OPERATING FUND | | |
| 455 RAILROAD COMMISSION | 397.18 | .00 |
| 242 A & M UNIV CURRENT FUND | | |
| 711 A & M UNIVERSITY MAIN UNIVERSITY | 73,652.73 | .00 |
| 243 TARLETON COLLEGE CURRENT FUND | | |
| 713 TARLETON COLLEGE | 7,803.84 | .00 |
| 244 UT AT ARLINGTON CURRENT FUND | | |
| 714 U OF T AT ARLINGTON | 9,119.52 | .00 |
| 245 PRAIRIE VIEW A & M COLLEGE CURRENT FUND | | |
| 715 PRAIRIE VIEW A & M COLLEGE | 12,529.63 | .00 |
| 248 UNIV OF TEXAS AT AUSTIN CURRENT FUND | | |
| 721 UNIVERSITY OF TEXAS AT AUSTIN | 32,908.90 | .00 |

| | GROSS DISBURSEMENTS YEAR TO DATE | REFUND DISBURSEMENTS YEAR TO DATE |
|---|--|---|
| 255 TEXAS TECHNOLOGICAL UNIV CURRENT FUND | | |
| 733 TEXAS TECHNOLOGICAL UNIV | 3,609.83 | .00 |
| 275 TEXAS MARITIME ACADEMY CURRENT FUND | | |
| 718 TEXAS MARITIME ACADEMY | 36.30 | .00 |
| CODE TOTAL | 242,356.14 | .00 |
| 010 PRINTING AND OFFICE SUPPLIES | | |
| 001 GENERAL REVENUE FUND | | |
| 101 SENATE | 104,527.66 | .00 |
| 102 HOUSE OF REPRESENTATIVES | 266,037.12 | .00 |
| 103 LEGISLATIVE COUNCIL | 23,339.05 | .00 |
| 104 LEGISLATIVE BUDGET BOARD | 3,031.37 | .00 |
| 105 LEGISLATIVE REFERENCE LIBRARY | 686.42 | .00 |
| 201 SUPREME COURT | 3,253.83 | .00 |
| 211 COURT OF CRIMINAL APPEALS | 2,222.29 | .00 |
| 212 JUDICIAL COUNCIL | 2,762.74 | .00 |
| 213 STATE ATTY BEFORE COURT OF CRIMINAL APPEALS | 9.65 | .00 |
| 221 COURT OF CIVIL APPEALS-FIRST DIST | 312.80 | .00 |
| 222 COURT OF CIVIL APPEALS-SECOND DIST | 259.06 | .00 |
| 223 COURT OF CIVIL APPEALS-THIRD DIST | 181.17 | .00 |
| 224 COURT OF CIVIL APPEALS-FOURTH DIST | 413.35 | .00 |
| 225 COURT OF CIVIL APPEALS-FIFTH DIST | 375.52 | .00 |
| 226 COURT OF CIVIL APPEALS-SIXTH DIST | 154.80 | .00 |
| 227 COURT OF CIVIL APPEALS-SEVENTH DIST | 161.12 | .00 |
| 228 COURT OF CIVIL APPEALS-EIGHTH DIST | 248.38 | .00 |
| 229 COURT OF CIVIL APPEALS-NINTH DIST | 134.37 | .00 |
| 230 COURT OF CIVIL APPEALS-TENTH DIST | 321.12 | .00 |
| 231 COURT OF CIVIL APPEALS-ELEVENTH DIST | 257.46 | .00 |
| 232 COURT OF CIVIL APPEALS-TWELFTH DISTRICT | 307.15 | .00 |
| 233 COURT OF CIVIL APPEALS-THIRTEENTH DISTRICT | 706.47 | .00 |
| 234 COURT OF CIVIL APPEALS-FOURTEENTH DIST | 518.61 | .00 |
| 242 JUDICIAL QUALIFICATIONS COMMISSION | 922.94 | .00 |
| 301 GOVERNOR-EXECUTIVE | 37,985.66 | .00 |
| 302 ATTORNEY GENERAL | 21,851.01 | .00 |
| 303 BOARD OF CONTROL | 67,552.22 | 2.50 |
| 305 GENERAL LAND OFFICE | 15,543.44 | .00 |
| 306 LIBRARY | 10,365.05 | .00 |
| 307 SECRETARY OF STATE | 23,076.71 | .00 |
| 308 AUDITOR | 8,300.73 | .00 |
| 310 TREASURER | 6,456.67 | .00 |
| 312 SECURITIES BOARD | 8,846.65 | .00 |
| 318 COMMISSION FOR THE BLIND | 2,767.72 | .00 |
| 325 FIREMENS PENSION COMMISSION | 351.56 | .00 |
| 326 GOOD NEIGHBOR COMMISSION | 1,674.70 | .00 |
| 331 MASS TRANSPORTATION COMMISSION | 137.32 | .00 |
| 401 ADJUTANT GENERAL | 88,874.48 | .00 |
| 403 VETERANS AFFAIRS COMMISSION | 3,827.07 | .00 |
| 406 NATIONAL GUARD ARMORY BOARD | 875.19 | .00 |
| 407 LAW ENFORCEMENT OFFICER STANDARDS & EDUCATION | 8,582.94 | .00 |
| 408 FIRE PROTECTION PERSONNEL STANDARDS & EDUC | 25.37 | .00 |

| | GROSS DISBURSEMENTS YEAR TO DATE | REFUND DISBURSEMENTS YEAR TO DATE |
|---|--|---|
| 010 PRINTING AND OFFICE SUPPLIES | | |
| 001 GENERAL REVENUE FUND | | |
| 452 BUREAU OF LABOR STATISTICS | 8,607.96 | .00 |
| 453 INDUSTRIAL ACCIDENT BOARD | 1,985.64 | .00 |
| 465 INDUSTRIAL COMMISSION | 6,752.54 | .00 |
| 467 BOARD OF PRIVATE DETECTIVES ETC | 1,516.04 | .00 |
| 501 DEPARTMENT OF HEALTH | 56,042.43 | .00 |
| 506 U OF T-MD ANDERSON HOSPITAL & TUMOR INSTITUTE | 31,361.04 | .00 |
| 509 BD OF EXAMINERS FOR HEARING AIDS | 368.55 | .00 |
| 517 COMMISSION ON ALCOHOLISM | 12,104.95 | .00 |
| 518 WATER QUALITY BOARD | 13,289.34 | .00 |
| 519 AIR CONTROL BOARD | 627.72 | .00 |
| 551 DEPARTMENT OF AGRICULTURE | 34,112.07 | .00 |
| 552 WATER RIGHTS COMMISSION | 6,791.82 | .00 |
| 554 TEXAS ANIMAL HEALTH COMMISSION | 5,923.02 | .00 |
| 555 AGRICULTURAL EXTENSION SERVICE | 8,889.64 | .00 |
| 556 AGRICULTURAL EXPERIMENT STATION | 54,217.13 | .00 |
| 557 VETERINARY MEDICAL DIAGNOSTIC LABORATORY | 801.58 | .00 |
| 576 FOREST SERVICE | 404.70 | .00 |
| 579 RIO GRANDE COMPACT COMMISSION | 269.62 | .00 |
| 580 WATER DEVELOPMENT BOARD | 11,526.06 | .00 |
| 592 SOIL CONSERVATION BOARD | 1,295.21 | .00 |
| 651 CORSICANA STATE HOME | 3,951.96 | .00 |
| 652 WACO STATE HOME | 1,169.25 | .00 |
| 654 BROWNWOOD STATE SCHOOL FOR GIRLS | 5,413.90 | .00 |
| 655 MENTAL HEALTH & MENTAL RETARDATION | 88,502.43 | .00 |
| 656 VERNON GERIATRIC CENTER | 5,103.40 | .00 |
| 657 AMARILLO CTR FOR HUMAN DEVELOPMENT | 395.05 | .00 |
| 658 BEAUMONT CTR FOR HUMAN DEVELOPMENT | 2,152.12 | .00 |
| 659 RIO GRANDE STATE CENTER MHRM | 3,371.37 | .00 |
| 660 DENTON STATE SCHOOL | 12,058.13 | .00 |
| 662 DALLAS MENTAL HEALTH CLINIC | 790.95 | .00 |
| 663 COMMISSION FOR INDIAN AFFAIRS | 1,422.35 | .00 |
| 664 FORT WORTH MENTAL HEALTH CLINIC | 1,003.76 | .00 |
| 666 EAST TEXAS STATE CHEST HOSPITAL | 6,818.32 | .00 |
| 668 RICHMOND STATE SCHOOL | 8,719.94 | .00 |
| 669 LUFKIN STATE SCHOOL | 5,822.22 | 299.33 |
| 670 CORPUS CHRISTI STATE SCHOOL | 10,236.27 | .00 |
| 671 SAN ANGELO CENTER MHRM | 3,940.10 | .00 |
| 672 MEXIA STATE SCHOOL | 9,193.13 | .00 |
| 673 SAN ANTONIO STATE CHEST HOSPITAL | 16,278.62 | .00 |
| 674 KERRVILLE STATE HOSPITAL | 7,261.61 | .00 |
| 675 TRAVIS STATE SCHOOL | 5,803.70 | .00 |
| 676 ABILENE STATE SCHOOL | 6,521.16 | .00 |
| 677 AUSTIN STATE HOSPITAL | 16,362.19 | .00 |
| 678 AUSTIN STATE SCHOOL | 18,154.74 | 1.00 |
| 679 RUSK STATE HOSPITAL | 11,047.03 | .00 |
| 681 SAN ANTONIO STATE HOSPITAL | 13,895.08 | .00 |
| 682 TERRELL STATE HOSPITAL | 16,455.82 | .00 |
| 683 WICHITA FALLS STATE HOSPITAL | 4,048.45 | .00 |
| 684 HARLINGEN STATE CHEST SANATORIUM | 3,602.10 | .00 |

| | GROSS DISBURSEMENTS YEAR TO DATE | REFUND DISBURSEMENTS YEAR TO DATE |
|---|--|---|
| 010-PRINTING AND OFFICE SUPPLIES-- | | |
| 001 GENERAL REVENUE FUND | | |
| 685 RESEARCH INSTITUTE OF MENTAL SCIENCES | 14,218.75 | .00 |
| 686 BIG SPRING STATE HOSPITAL | 5,950.53 | .00 |
| 687 LUBBOCK STATE SCHOOL | 7,289.50 | .00 |
| 690 WEST TEXAS CHILDRENS HOME | 1,869.45 | .00 |
| 691 GATESVILLE STATE SCHOOL FOR BOYS | 11,819.30 | .00 |
| 692 GAINESVILLE STATE SCHOOL FOR GIRLS | 2,805.69 | .00 |
| 693 CROCKETT STATE SCHOOL FOR GIRLS | 1,553.66 | .00 |
| 694 YOUTH COUNCIL | 5,005.15 | .00 |
| 695 MOUNT VIEW SCHOOL FOR BOYS | 4,164.52 | .00 |
| 696 DEPARTMENT OF CORRECTIONS | 1,163.35 | .00 |
| 697 BOARD OF PARDONS & PAROLES | 13,980.92 | .00 |
| 701 TEXAS EDUCATION AGENCY | 14,273.63 | .00 |
| 710 A & M UNIV SYSTEM ADMINISTRATION | 2,197.49 | .00 |
| 711 A & M UNIVERSITY MAIN UNIVERSITY | 54,923.24 | .00 |
| 713 TARLETON COLLEGE | 11,813.44 | .00 |
| 714 U OF T AT ARLINGTON | 6,980.13 | .00 |
| 715 PRAIRIE VIEW A & M COLLEGE | 7,807.91 | .00 |
| 717 SOUTHERN UNIVERSITY | 221.94 | .00 |
| 718 TEXAS MARITIME ACADEMY | 5,607.66 | .00 |
| 719 TEXAS STATE TECHNICAL INSTITUTE | 879.51 | 97.61 |
| 721 UNIVERSITY OF TEXAS AT AUSTIN | 2,636.22 | .00 |
| 722 U OF T MEDICAL SCHOOL AT SAN ANTONIO | 643.31 | .00 |
| 725 U OF T SCHOOL OF PUBLIC HEALTH AT HOUSTON | 9,194.75 | .00 |
| 726 UNIV OF TEXAS POSTGRADUATE SCH OF MEDICINE | 4,244.08 | .00 |
| 728 U OF T DENTAL SCHOOL AT HOUSTON | 210.48 | .00 |
| 729 TEXAS SOUTHWESTERN MEDICAL SCHOOL | 31,245.72 | .00 |
| 731 TEXAS WOMANS UNIVERSITY | 43,814.92 | .00 |
| 732 A & I UNIVERSITY | 23,530.06 | .00 |
| 733 TEXAS TECHNOLOGICAL UNIV | 5,556.12 | .00 |
| 737 ANGELO STATE UNIV | 110.00 | .00 |
| 739 TEXAS TECH UNIVER SCHOOL OF MEDICINE | 172.20 | 58.25 |
| 741 UT MEDICAL SCHOOL AT HOUSTON | 4,737.68 | .00 |
| 751 EAST TEXAS STATE UNIV | 20,501.44 | .00 |
| 752 NORTH TEXAS STATE UNIVERSITY | 7,138.44 | .00 |
| 753 SAM HOUSTON STATE UNIV | 8,911.42 | .00 |
| 754 SOUTHWEST TEXAS STATE UNIV | 1,127.78 | .00 |
| 755 S F AUSTIN STATE UNIV | 1,346.17 | .00 |
| 756 SUL ROSS STATE UNIV | 626.30 | .00 |
| 757 WEST TEXAS STATE UNIVERSITY | 15,495.40 | .00 |
| 758 BOARD OF REGENTS STATE SENIOR COLLEGES | 1,122.23 | .00 |
| 781 COORDINATING BOARD COLLEGE & UNIV SYSTEM | 32,316.58 | .00 |
| 782 WESTERN INFORMATION NETWORK ASSOCIATION | 23.39 | .00 |
| 808 HISTORICAL SURVEY COMMITTEE | 7,270.21 | .00 |
| 813 TEXAS FINE ARTS COMMISSION | 2,465.44 | .00 |
| 815 TEXAS TOURIST DEVELOPMENT AGENCY | 936.40 | .00 |
| 816 ADMIRAL NIMITZ MUSEUM | 92.67 | .00 |
| 904 NATURAL FIBERS & FOOD PROTEIN COMMITTEE | 5.55 | .00 |
| 906 AMERICAN BICENTENNIAL REVOLUTION COMMISSION | 73.85 | .00 |
| FUND TOTAL | 1,664,695.73 | 458.69 |

| | GROSS DISBURSEMENTS YEAR TO DATE | REFUND DISBURSEMENTS YEAR TO DATE |
|---|--|---|
| 006 STATE HIGHWAY FUND | | |
| 405 DEPARTMENT OF PUBLIC SAFETY | 74,730.10 | .00 |
| 007 STATE BUILDING FUND | | |
| 309 BUILDING COMMISSION | 1,876.48 | .00 |
| 009 SPECIAL GAME & FISH FUND | | |
| 802 PARKS AND WILD LIFE DEPARTMENT | 343,374.32 | .00 |
| 011 AVAILABLE UNIVERSITY FUND | | |
| 721 UNIVERSITY OF TEXAS AT AUSTIN | 191,628.24 | .00 |
| 019 VITAL STATISTICS FUND | | |
| 501 DEPARTMENT OF HEALTH | 1,576.52 | .00 |
| 023 DEPARTMENT OF AGRICULTURE FUND | | |
| 551 DEPARTMENT OF AGRICULTURE | 36,677.53 | .00 |
| 024 PSYCHOLOGISTS LICENSING FUND | | |
| 520 BD OF EXAMINERS OF PSYCHOLOGISTS | 10,620.27 | .00 |
| 026 UNEMPLOYMENT COMPENSATION ADMIN FUND | | |
| 322 EMPLOYMENT COMMISSION | 148,656.28 | .00 |
| 029 TRAFFIC SAFETY FUND | | |
| 301 GOVERNOR-EXECUTIVE | 45.00 | .00 |
| 033 SANITARIANS REGISTRATION AND LICENSE FUND | | |
| 501 DEPARTMENT OF HEALTH | 266.96 | .00 |
| 034 OPTOMETRY FUND | | |
| 514 OPTOMETRY BOARD | 487.39 | .00 |
| 035 VETERINARY FUND | | |
| 578 BOARD OF VETERINARY EXAMINERS | 471.12 | .00 |
| 036 INSURANCE COMMISSION OPERATING FUND | | |
| 454 BOARD OF INSURANCE | 70,074.71 | .00 |
| 039 COMMODITY DISTRIBUTION FUND | | |
| 324 DEPARTMENT OF PUBLIC WELFARE | 2,449.65 | .00 |
| 040 BARBER EXAMINERS FUND | | |
| 502 BOARD OF BARBER EXAMINERS | 3,597.08 | .00 |
| 041 BOARD OF WATER ENGINEERS FUND | | |
| 580 WATER DEVELOPMENT BOARD | 337.10 | .00 |
| 047 A & M UNIV AVAILABLE FUND | | |
| 711 A & M UNIVERSITY, MAIN UNIVERSITY | 460.73 | .00 |
| 055 MEDICAL REGISTRATION FUND | | |
| 503 BOARD OF MEDICAL EXAMINERS | 1,953.71 | .00 |
| 056 PROFESSIONAL ENGINEERS FUND | | |
| 460 BD OF REGISTRATION FOR PROFESSIONAL ENGINEERS | 30,799.77 | .00 |
| 057 COUNTY & ROAD DISTRICT HIGHWAY FUND | | |
| 316 BOARD OF COUNTY & DISTRICT ROAD INDEBTEDNESS | 330.65 | .00 |
| 058 FEED CONTROL FUND | | |
| 556 AGRICULTURAL EXPERIMENT STATION | 3,156.45 | .00 |
| 059 SPECIAL BOAT FUND | | |
| 802 PARKS AND WILD LIFE DEPARTMENT | 4,419.60 | .00 |
| 061 COMMISSION FOR REHABILITATION OPERATING FUND | | |
| 330 COMMISSION FOR REHABILITATION | 222,529.26 | .00 |
| 062 COMPTROLLERS OPERATING FUND | | |
| 304 COMPTROLLER OF PUBLIC ACCOUNTS | 488,317.42 | .00 |
| 063 LAND & WATER RECREATION & SAFETY FUND | | |
| 802 PARKS AND WILD LIFE DEPARTMENT | 689.50 | .00 |
| 064 STATE PARKS FUND | | |
| 802 PARKS AND WILD LIFE DEPARTMENT | 38,303.40 | .00 |

| | GROSS DISBURSEMENTS YEAR TO DATE | REFUND DISBURSEMENTS YEAR TO DATE |
|--|--|---|
| 069 BOARD OF LANDSCAPE ARCHITECTS FUND 468 BO OF LANDSCAPE ARCHITECTS | 418.50 | .00 |
| 070 BICENTENNIAL FUND 906 AMERICAN BICENTENNIAL REVOLUTION COMMISSION | 2,556.80 | .00 |
| 072 ATTORNEY GENERAL OPERATING FUND 302 ATTORNEY GENERAL | 14,458.74 | .00 |
| 075 REGISTERED PUBLIC SURVEYORS FUND 463 BOARD OF REGISTRATION FOR PUBLIC SURVEYORS | 861.29 | .00 |
| 080 LAND OFFICE PERMIT FEE FUND 305 GENERAL LAND OFFICE | 11.20 | .00 |
| 086 DENTAL REGISTRATION FUND 504 BOARD OF DENTAL EXAMINERS | 2,700.21 | .00 |
| 088 BOARD OF COSMETOLOGISTS FUND 505 COSMETOLOGY COMMISSION | 8,357.87 | .00 |
| 094 WORKMENS COMPENSATION FUND 453 INDUSTRIAL ACCIDENT BOARD | 12,999.80 | .00 |
| 097 LIQUOR ACT ENFORCEMENT FUND 458 ALCOHOLIC BEVERAGE COM | 46,611.25 | .00 |
| 099 OPERATORS & CHAUFFEURS FUND 405 DEPARTMENT OF PUBLIC SAFETY | 68,939.83 | .00 |
| 102 AIR CONTROL BOARD SPECIAL FUND 519 AIR CONTROL BOARD | 713.45 | .00 |
| 109 ARCHITECTS REGISTRATION FUND 459 BOARD OF ARCHITECTURAL EXAMINERS | 8,616.10 | .00 |
| 112 EDUCATION AGENCY OPERATING FUND 701 TEXAS EDUCATION AGENCY | 104,670.94 | .00 |
| 114 REAL ESTATE LICENSE FUND 329 REAL ESTATE COMMISSION | 7,626.68 | .00 |
| 118 FEDERAL PUBLIC LIBRARY SERVICE FUND 306 LIBRARY | 10,798.78 | .00 |
| 127 FEDERAL ECONOMIC OPPORTUNITY FUND 301 GOVERNOR-EXECUTIVE | 859.43 | .00 |
| 129 HOSPITAL LICENSING FUND 501 DEPARTMENT OF HEALTH | 201.81 | .00 |
| 134 FEDERAL OLDER AMERICANS FUND 301 GOVERNOR-EXECUTIVE | 2,137.99 | .00 |
| 140 CHIROPRACTIC EXAMINERS FUND 508 BOARD OF CHIROPRACTIC EXAMINERS | 273.64 | .00 |
| 141 FEDERAL ADULT BLIND FUND 318 COMMISSION FOR THE BLIND | 25,187.30 | .00 |
| 150 AIRCRAFT FUEL TAX FUND 461 AERONAUTIC COMMISSION | 4,144.27 | .00 |
| 152 ESCHEAT EXPENSE & REINBURSEMENT FD 310 TREASURER | 152.13 | .00 |
| 153 WATER QUALITY FUND 518 WATER QUALITY BOARD | 3,185.97 | .00 |
| 155 RAILROAD COMMISSION OPERATING FUND 455 RAILROAD COMMISSION | 70,404.88 | .00 |
| 156 INDUSTRIAL REVOLVING FUND 696 DEPARTMENT OF CORRECTIONS | 22.64 | .00 |
| 158 WATER RIGHTS ADMINISTRATION FUND 552 WATER RIGHTS COMMISSION | 53.17 | .00 |

| | GROSS DISBURSEMENTS YEAR TO DATE | REFUND DISBURSEMENTS YEAR TO DATE |
|---|--|---|
| 164 CONSERVATORS EXPENSE FUND 310 TREASURER | 1,487.31 | .00 |
| 166 WELFARE ADMINISTRATION OPERATING FUND 324 DEPARTMENT OF PUBLIC WELFARE | 5,251.03 | .00 |
| 219 FEDERAL HIGHER EDUCATION FUND 781 COORDINATING BOARD COLLEGE & UNIV SYSTEM | 1,209.51 | .00 |
| 220 BASIC SCIENCE EXAMINATION FUND 510 BOARD OF EXAMINERS IN BASIC SCIENCE | 561.54 | .00 |
| 222 DEPT PUBLIC SAFETY FEDERAL FUND 405 DEPARTMENT OF PUBLIC SAFETY | 2,473.65 | .00 |
| 224 GOVERNORS OFFICE FEDERAL PROJECTS FUND 301 GOVERNOR-EXECUTIVE | 5,119.15 | .00 |
| 225 UNIVERSITY OF HOUSTON CURRENT FUND 730 UNIVERSITY OF HOUSTON | 128,290.48 | .00 |
| 226 PAN AMERICAN UNIV CURRENT FUND 736 PAN AMERICAN UNIVERSITY | 16.49 | .00 |
| 227 ANGELO STATE UNIV CURRENT FUND 737 ANGELO STATE UNIV | 13,174.82 | .00 |
| 237 TEXAS STATE TECHNICAL INSTITUTE FUND 719 TEXAS STATE TECHNICAL INSTITUTE | 752.66 | .00 |
| 242 A & M UNIV CURRENT FUND 711 A & M UNIVERSITY MAIN UNIVERSITY | 58,429.38 | .00 |
| 243 TARLETON COLLEGE CURRENT FUND 713 TARLETON COLLEGE | 1,404.28 | .00 |
| 244 UT AT ARLINGTON CURRENT FUND 714 U OF T AT ARLINGTON | 7,906.79 | .00 |
| 245 PRAIRIE VIEW A & M COLLEGE CURRENT FUND 715 PRAIRIE VIEW A & M COLLEGE | 45,039.33 | .00 |
| 247 TEXAS SOUTHERN UNIVERSITY CURRENT FUND 717 SOUTHERN UNIVERSITY | 60.66 | .00 |
| 248 UNIV OF TEXAS AT AUSTIN CURRENT FUND 721 UNIVERSITY OF TEXAS AT AUSTIN | 37,681.27 | .00 |
| 250 UT AT EL PASO CURRENT FUND 724 U OF T AT EL PASO | 76,851.95 | .00 |
| 253 TEXAS WOMANS UNIVERSITY CURRENT FUND 731 TEXAS WOMANS UNIVERSITY | 413.88 | .00 |
| 254 A & I UNIV CURRENT FUND 732 A & I UNIVERSITY | 21,202.77 | .00 |
| 255 TEXAS TECHNOLOGICAL UNIV CURRENT FUND 733 TEXAS TECHNOLOGICAL UNIV | 12,470.43 | .00 |
| 256 LAMAR UNIVERSITY CURRENT FUND 734 LAMAR UNIVERSITY | 17,557.46 | .00 |
| 257 EAST TEXAS STATE UNIV CURRENT FUND 751 EAST TEXAS STATE UNIV | 67,643.26 | .00 |
| 258 NORTH TEXAS STATE UNIV CURRENT FUND 752 NORTH TEXAS STATE UNIVERSITY | 133,961.22 | .00 |
| 259 SAM HOUSTON UNIV CURRENT FUND 753 SAM HOUSTON STATE UNIV | 60,843.34 | .00 |
| 260 SOUTHWEST TEXAS UNIV CURRENT FUND 754 SOUTHWEST TEXAS STATE UNIV | 32,169.01 | .00 |
| 261 STEPHEN F AUSTIN UNIV CURRENT FUND 755 STEPHEN F AUSTIN STATE UNIV | 64,049.57 | .00 |

| | GROSS DISBURSEMENTS YEAR TO DATE | REFUND DISBURSEMENTS YEAR TO DATE |
|---|--|---|
| 262 SUL ROSS UNIV CURRENT FUND | | |
| 756 SUL ROSS STATE UNIV | 31,438.56 | .00 |
| 263 WEST TEXAS STATE UNIV CURRENT FUND | | |
| 757 WEST TEXAS STATE UNIVERSITY | 1,390.73 | .00 |
| 264 MIDWESTERN UNIVERSITY CURRENT FUND | | |
| 735 MIDWESTERN UNIVERSITY | 39,071.53 | .00 |
| 266 VOCATIONAL NURSE EXAMINERS FUND | | |
| 511 BOARD OF VOCATIONAL NURSE EXAMINERS | 4,839.60 | .00 |
| 273 FEDERAL HEALTH FUND | | |
| 501 DEPARTMENT OF HEALTH | 40,093.16 | 6.20 |
| 274 MOTOR VEHICLE INSPECTION FUND | | |
| 405 DEPARTMENT OF PUBLIC SAFETY | 20,928.16 | .00 |
| 275 TEXAS MARITIME ACADEMY CURRENT FUND | | |
| 718 TEXAS MARITIME ACADEMY | 85.14 | .00 |
| 417 VETERANS LAND BOND DIV D SER 1971A | | |
| 328 VETERANS LAND BOARD | 3,432.00 | .00 |
| CODE TOTAL | 4,676,619.48 | 464.89 |
| 011 GASOLINE OIL LUB WASH AND GREASE | | |
| 001 GENERAL REVENUE FUND | | |
| 102 HOUSE OF REPRESENTATIVES | 76.02 | .00 |
| 301 GOVERNOR-EXECUTIVE | 45,822.33 | .00 |
| 302 ATTORNEY GENERAL | 54.60 | .00 |
| 303 BOARD OF CONTROL | 2,787.15 | .00 |
| 305 GENERAL LAND OFFICE | 37.92 | .00 |
| 306 LIBRARY | 269.21 | .00 |
| 310 TREASURER | 45.90 | .00 |
| 401 ADJUTANT GENERAL | 4,161.44 | .00 |
| 501 DEPARTMENT OF HEALTH | 5,024.79 | .00 |
| 506 U OF T-MD ANDERSON HOSPITAL & TUMOR INSTITUTE | 23.65 | .00 |
| 518 WATER QUALITY BOARD | 296.56 | .00 |
| 551 DEPARTMENT OF AGRICULTURE | 32,912.98 | 444.77 |
| 552 WATER RIGHTS COMMISSION | 3,509.83 | .00 |
| 556 AGRICULTURAL EXPERIMENT STATION | 30,225.45 | .00 |
| 557 VETERINARY MEDICAL DIAGNOSTIC LABORATORY | 113.85 | .00 |
| 576 FOREST SERVICE | 44,835.13 | .00 |
| 577 RODENT & PREDATORY ANIMAL CONTROL | 3,343.37 | .00 |
| 580 WATER DEVELOPMENT BOARD | 15,374.19 | .00 |
| 651 CORSICANA STATE HOME | 3,668.09 | .00 |
| 652 WACO STATE HOME | 2,058.86 | .00 |
| 654 BROWNWOOD STATE SCHOOL FOR GIRLS | 1,732.73 | .00 |
| 655 MENTAL HEALTH & MENTAL RETARDATION | 39,559.84 | .00 |
| 656 VERNON GERIATRIC CENTER | 4,319.71 | 23.20 |
| 657 AMARILLO CTR FOR HUMAN DEVELOPMENT | 2,033.46 | .00 |
| 658 BEAUMONT CTR FOR HUMAN DEVELOPMENT | 1,908.84 | .00 |
| 659 RIO GRANDE STATE CENTER MHMR | 576.30 | .00 |
| 660 DENTON STATE SCHOOL | 4,559.89 | .00 |
| 663 COMMISSION FOR INDIAN AFFAIRS | 6,685.37 | .00 |
| 666 EAST TEXAS STATE CHEST HOSPITAL | 1,045.27 | .00 |
| 668 RICHMOND STATE SCHOOL | 1,588.62 | .00 |

| | GROSS DISBURSEMENTS YEAR TO DATE | REFUND DISBURSEMENTS YEAR TO DATE |
|---|--|---|
| 011 GASOLINE OIL LUB WASH AND GREASE | | |
| 001 GENERAL REVENUE FUND | | |
| 669 LUFKIN STATE SCHOOL | 3,444.36 | .00 |
| 670 CORPUS CHRISTI STATE SCHOOL | 2,499.81 | .00 |
| 671 SAN ANGELO CENTER MHMR | 2,875.05 | .00 |
| 672 MEXIA STATE SCHOOL | 8,320.75 | .00 |
| 673 SAN ANTONIO STATE CHEST HOSPITAL | 1,253.99 | .00 |
| 674 KERRVILLE STATE HOSPITAL | 2,333.83 | .00 |
| 675 TRAVIS STATE SCHOOL | 2,719.00 | .00 |
| 676 ABILENE STATE SCHOOL | 6,165.07 | .00 |
| 677 AUSTIN STATE HOSPITAL | 911.13 | .00 |
| 678 AUSTIN STATE SCHOOL | 510.33 | .00 |
| 679 RUSK STATE HOSPITAL | 2,954.09 | .00 |
| 681 SAN ANTONIO STATE HOSPITAL | 3,232.18 | .00 |
| 682 TERRELL STATE HOSPITAL | 5,440.95 | .00 |
| 683 WICHITA FALLS STATE HOSPITAL | 5,809.64 | 158.70 |
| 684 HARLINGEN STATE CHEST SANATORIUM | 575.03 | .00 |
| 685 RESEARCH INSTITUTE OF MENTAL SCIENCES | 838.71 | .00 |
| 686 BIG SPRING STATE HOSPITAL | 2,131.39 | .00 |
| 687 LUBBOCK STATE SCHOOL | 2,489.42 | .00 |
| 690 WEST TEXAS CHILDRENS HOME | 3,435.78 | .00 |
| 691 GATESVILLE STATE SCHOOL FOR BOYS | 9,007.46 | .00 |
| 692 GAINESVILLE STATE SCHOOL FOR GIRLS | 1,682.31 | .00 |
| 693 CROCKETT STATE SCHOOL FOR GIRLS | 756.75 | .00 |
| 694 YOUTH COUNCIL | 33.56 | .00 |
| 695 MOUNT VIEW SCHOOL FOR BOYS | 1,700.84 | .00 |
| 696 DEPARTMENT OF CORRECTIONS | 375,534.85 | 55,356.01 |
| 701 TEXAS EDUCATION AGENCY | 2,992.05 | .00 |
| 711 A & M UNIVERSITY MAIN UNIVERSITY | 9,205.70 | .00 |
| 713 TARLETON COLLEGE | 231.09 | .00 |
| 714 U OF T AT ARLINGTON | 647.97 | .00 |
| 715 PRAIRIE VIEW A & M COLLEGE | 1,373.14 | .00 |
| 717 SOUTHERN UNIVERSITY | 8,424.52 | .00 |
| 718 TEXAS MARITIME ACADEMY | 15,557.89 | .00 |
| 719 TEXAS STATE TECHNICAL INSTITUTE | 1,962.85 | .00 |
| 721 UNIVERSITY OF TEXAS AT AUSTIN | 705.63 | .00 |
| 722 U OF T MEDICAL SCHOOL AT SAN ANTONIO | 1,338.01 | .00 |
| 728 U OF T DENTAL SCHOOL AT HOUSTON | 68.33 | .00 |
| 729 TEXAS SOUTHWESTERN MEDICAL SCHOOL | 3,658.00 | .00 |
| 731 TEXAS WOMANS UNIVERSITY | 6,840.93 | .00 |
| 732 A & I UNIVERSITY | 2,318.79 | .00 |
| 733 TEXAS TECHNOLOGICAL UNIV | 4,082.49 | .00 |
| 737 ANGELO STATE UNIV | 32.22 | .00 |
| 751 EAST TEXAS STATE UNIV | 123.77 | .00 |
| 752 NORTH TEXAS STATE UNIVERSITY | 2,144.87 | .00 |
| 753 SAM HOUSTON STATE UNIV | 52.50 | .00 |
| 754 SOUTHWEST TEXAS STATE UNIV | 31.15 | .00 |
| 755 S F AUSTIN STATE UNIV | 15.00 | .00 |
| 757 WEST TEXAS STATE UNIVERSITY | 3,856.87 | .00 |
| 802 PARKS AND WILD LIFE DEPARTMENT | 2,116.91 | .00 |
| 808 HISTORICAL SURVEY COMMITTEE | 1,790.09 | .00 |

| | GROSS DISBURSEMENTS YEAR TO DATE | RE-FUND DISBURSEMENTS YEAR TO DATE |
|--|--|--|
| FUND TOTAL | 774,878.40 | 55,982.68 |
| 006 STATE HIGHWAY FUND | | |
| 405 DEPARTMENT OF PUBLIC SAFETY | 774,451.66 | .00 |
| 007 STATE BUILDING FUND | | |
| 309 BUILDING COMMISSION | 1,049.35 | .00 |
| 009 SPECIAL GAME & FISH FUND | | |
| 802 PARKS AND WILD LIFE DEPARTMENT | 205,642.04 | 336.91 |
| 011 AVAILABLE UNIVERSITY FUND | | |
| 721 UNIVERSITY OF TEXAS AT AUSTIN | 38,066.71 | .00 |
| 023 DEPARTMENT OF AGRICULTURE FUND | | |
| 551 DEPARTMENT OF AGRICULTURE | 28,062.32 | 217.50 |
| 026 UNEMPLOYMENT COMPENSATION ADMIN FUND | | |
| 322 EMPLOYMENT COMMISSION | 5,009.15 | .00 |
| 036 INSURANCE COMMISSION OPERATING FUND | | |
| 454 BOARD OF INSURANCE | 96.80 | .00 |
| 041 BOARD OF WATER ENGINEERS FUND | | |
| 580 WATER DEVELOPMENT BOARD | 4,516.93 | .00 |
| 047 A & M UNIV AVAILABLE FUND | | |
| 711 A & M UNIVERSITY MAIN UNIVERSITY | 2,148.14 | .00 |
| 058 FEED CONTROL FUND | | |
| 556 AGRICULTURAL EXPERIMENT STATION | 468.94 | .00 |
| 059 SPECIAL BOAT FUND | | |
| 802 PARKS AND WILD LIFE DEPARTMENT | 178.45 | .00 |
| 061 COMMISSION FOR REHABILITATION OPERATING FUND | | |
| 330 COMMISSION FOR REHABILITATION | 520.44 | .00 |
| 062 COMPTROLLERS OPERATING FUND | | |
| 304 COMPTROLLER OF PUBLIC ACCOUNTS | 106.56 | .00 |
| 063 LAND & WATER RECREATION & SAFETY FUND | | |
| 802 PARKS AND WILD LIFE DEPARTMENT | 72,417.31 | 80.60 |
| 064 STATE PARKS FUND | | |
| 802 PARKS AND WILD LIFE DEPARTMENT | 35,893.08 | .00 |
| 080 LAND OFFICE PERMIT FEE FUND | | |
| 305 GENERAL LAND OFFICE | 3,074.55 | .00 |
| 097 LIQUOR ACT ENFORCEMENT FUND | | |
| 458 ALCOHOLIC BEVERAGE COM | 867.90 | .00 |
| 099 OPERATORS & CHAUFFEURS FUND | | |
| 405 DEPARTMENT OF PUBLIC SAFETY | 1,328.16 | .00 |
| 112 EDUCATION AGENCY OPERATING FUND | | |
| 701 TEXAS EDUCATION AGENCY | 408.99 | .00 |
| 141 FEDERAL ADULT BLIND FUND | | |
| 318 COMMISSION FOR THE BLIND | 4,071.20 | .00 |
| 150 AIRCRAFT FUEL TAX FUND | | |
| 461 AERONAUTIC COMMISSION | 2,661.38 | 319.75 |
| 153 WATER QUALITY FUND | | |
| 518 WATER QUALITY BOARD | 253.22 | .00 |
| 155 RAILROAD COMMISSION OPERATING FUND | | |
| 455 RAILROAD COMMISSION | 79,386.53 | .00 |
| 156 INDUSTRIAL REVOLVING FUND | | |
| 696 DEPARTMENT OF CORRECTIONS | 19,780.97 | 18.19 |
| 166 WELFARE ADMINISTRATION OPERATING FUND | | |
| 324 DEPARTMENT OF PUBLIC WELFARE | 2,783.93 | .00 |

| | GROSS DISBURSEMENTS YEAR TO DATE | REFUND DISBURSEMENTS YEAR TO DATE |
|---|--|---|
| 225 UNIVERSITY OF HOUSTON CURRENT FUND | | |
| 730 UNIVERSITY OF HOUSTON | 8,489.35 | .00 |
| 226 PAN AMERICAN UNIV CURRENT FUND | | |
| 736 PAN AMERICAN UNIVERSITY | 3,762.17 | .00 |
| 227 ANGELO STATE UNIV CURRENT FUND | | |
| 737 ANGELO STATE UNIV | 6,487.92 | .00 |
| 237 TEXAS STATE TECHNICAL INSTITUTE FUND | | |
| 719 TEXAS STATE TECHNICAL INSTITUTE | 283.83 | .00 |
| 242 A & M UNIV CURRENT FUND | | |
| 711 A & M UNIVERSITY MAIN UNIVERSITY | 11,839.46 | .00 |
| 243 TARLETON COLLEGE CURRENT FUND | | |
| 713 TARLETON COLLEGE | 2,085.06 | .00 |
| 244 UT AT ARLINGTON CURRENT FUND | | |
| 714 U OF T AT ARLINGTON | 4,890.43 | .00 |
| 245 PRAIRIE VIEW A & M COLLEGE CURRENT FUND | | |
| 715 PRAIRIE VIEW A & M COLLEGE | 5,568.63 | .00 |
| 247 TEXAS SOUTHERN UNIVERSITY CURRENT FUND | | |
| 717 SOUTHERN UNIVERSITY | 8,428.10 | .00 |
| 248 UNIV OF TEXAS AT AUSTIN CURRENT FUND | | |
| 721 UNIVERSITY OF TEXAS AT AUSTIN | 6,073.11 | .00 |
| 250 UT AT EL PASO CURRENT FUND | | |
| 724 U OF T AT EL PASO | 1,730.77 | .00 |
| 253 TEXAS WOMANS UNIVERSITY CURRENT FUND | | |
| 731 TEXAS WOMANS UNIVERSITY | 3,476.61 | .00 |
| 254 A & I UNIV CURRENT FUND | | |
| 732 A & I UNIVERSITY | 5,013.09 | .00 |
| 255 TEXAS TECHNOLOGICAL UNIV CURRENT FUND | | |
| 733 TEXAS TECHNOLOGICAL UNIV | 19,135.40 | 309.13 |
| 256 LAMAR UNIVERSITY CURRENT FUND | | |
| 734 LAMAR UNIVERSITY | 6,600.19 | .00 |
| 257 EAST TEXAS STATE UNIV CURRENT FUND | | |
| 751 EAST TEXAS STATE UNIV | 11,864.30 | .00 |
| 258 NORTH TEXAS STATE UNIV CURRENT FUND | | |
| 752 NORTH TEXAS STATE UNIVERSITY | 8,279.37 | .00 |
| 259 SAM HOUSTON UNIV CURRENT FUND | | |
| 753 SAM HOUSTON STATE UNIV | 5,908.28 | .00 |
| 260 SOUTHWEST TEXAS UNIV CURRENT FUND | | |
| 754 SOUTHWEST TEXAS STATE UNIV | 6,247.00 | .00 |
| 261 STEPHEN F AUSTIN UNIV CURRENT FUND | | |
| 755 S F AUSTIN STATE UNIV | 7,360.97 | .00 |
| 262 SUL ROSS UNIV CURRENT FUND | | |
| 756 SUL ROSS STATE UNIV | 14,407.89 | .00 |
| 263 WEST TEXAS STATE UNIV CURRENT FUND | | |
| 757 WEST TEXAS STATE UNIVERSITY | 6,050.69 | .00 |
| 264 MIDWESTERN UNIVERSITY CURRENT FUND | | |
| 735 MIDWESTERN UNIVERSITY | 3,635.75 | .00 |
| 267 PARKS BOARD MINERAL FUND | | |
| 802 PARKS AND WILD LIFE DEPARTMENT | 7,158.87 | .00 |
| 272 BOARD OF CORRECTIONS MINERAL FUND | | |
| 696 DEPARTMENT OF CORRECTIONS | 3,587.82 | .00 |
| 273 FEDERAL HEALTH FUND | | |
| 501 DEPARTMENT OF HEALTH | 3,394.73 | 4259 |

| | GROSS DISBURSEMENTS YEAR TO DATE | REFUND DISBURSEMENTS YEAR TO DATE |
|---|--|---|
| 274 MOTOR VEHICLE INSPECTION FUND | | |
| 405 DEPARTMENT OF PUBLIC SAFETY | 237,974.90 | 11.49 |
| 275 TEXAS MARITIME ACADEMY CURRENT FUND | | |
| 718 TEXAS MARITIME ACADEMY | 24,544.40 | .00 |
| CODE TOTAL | 2,492,402.20 | 57,280.84 |
| 012 FOOD FOR PERSONS | | |
| 001 GENERAL REVENUE FUND | | |
| 401 ADJUTANT GENERAL | 1,263.39 | .00 |
| 651 CORSICANA STATE HOME | 74,722.63 | 1,209.50 |
| 652 WACO STATE HOME | 94,216.29 | .00 |
| 654 BROWNWOOD STATE SCHOOL FOR GIRLS | 47,194.14 | .00 |
| 655 MENTAL HEALTH & MENTAL RETARDATION | 4,213.59 | .00 |
| 656 VERNON GERIATRIC CENTER | 137,596.12 | .00 |
| 657 AMARILLO CTR FOR HUMAN DEVELOPMENT | 7,437.82 | 12.05 |
| 658 BEAUMONT CTR FOR HUMAN DEVELOPMENT | 5,233.73 | .00 |
| 659 RIO GRANDE STATE CENTER MHR | 11,675.88 | .00 |
| 660 DENTON STATE SCHOOL | 374,540.76 | 51.84 |
| 663 COMMISSION FOR INDIAN AFFAIRS | 8,058.67 | .00 |
| 666 EAST TEXAS STATE CHEST HOSPITAL | 74,099.95 | .00 |
| 668 RICHMOND STATE SCHOOL | 104,216.32 | .00 |
| 669 LUFKIN STATE SCHOOL | 219,664.83 | 11.82 |
| 670 CORPUS CHRISTI STATE SCHOOL | 44,628.02 | .00 |
| 671 SAN ANGELO CENTER MHR | 91,047.59 | .00 |
| 672 MEXIA STATE SCHOOL | 561,565.16 | 345.36 |
| 673 SAN ANTONIO STATE CHEST HOSPITAL | 117,323.78 | .00 |
| 674 KERRVILLE STATE HOSPITAL | 315,187.34 | .00 |
| 675 TRAVIS STATE SCHOOL | 428,916.81 | .00 |
| 676 ABILENE STATE SCHOOL | 442,822.55 | 79.73 |
| 677 AUSTIN STATE HOSPITAL | 477,090.67 | 36.30 |
| 678 AUSTIN STATE SCHOOL | 414,459.70 | 187.07 |
| 679 RUSK STATE HOSPITAL | 435,695.43 | 249.00 |
| 681 SAN ANTONIO STATE HOSPITAL | 455,129.78 | .00 |
| 682 TERRELL STATE HOSPITAL | 630,304.54 | .00 |
| 683 WICHITA FALLS STATE HOSPITAL | 325,510.91 | 4.16 |
| 684 HARLINGEN STATE CHEST SANATORIUM | 74,143.03 | .00 |
| 685 RESEARCH INSTITUTE OF MENTAL SCIENCES | 138,987.50 | .00 |
| 686 BIG SPRING STATE HOSPITAL | 215,392.02 | 184.59 |
| 687 LUBBOCK STATE SCHOOL | 86,835.10 | .00 |
| 690 WEST TEXAS CHILDRENS HOME | 87,057.20 | .00 |
| 691 GATESVILLE STATE SCHOOL FOR BOYS | 401,679.75 | .00 |
| 692 GAINESVILLE STATE SCHOOL FOR GIRLS | 78,571.59 | .00 |
| 693 CROCKETT STATE SCHOOL FOR GIRLS | 56,248.45 | .00 |
| 694 YOUTH COUNCIL | 14,192.04 | .00 |
| 695 MOUNT VIEW SCHOOL FOR BOYS | 157,003.10 | .00 |
| 696 DEPARTMENT OF CORRECTIONS | 767,263.97 | .00 |
| 701 TEXAS EDUCATION AGENCY | 212,193.41 | .00 |
| FUND TOTAL | 8,193,383.56 | 2,371.42 |
| 013 CLOTHING AND DRYGOODS FOR PERSONS | | |
| 001 GENERAL REVENUE FUND | | |
| 102 HOUSE OF REPRESENTATIVES | 23.88 | .00 |

| | GROSS DISBURSEMENTS YEAR TO DATE | REFUND DISBURSEMENTS YEAR TO DATE |
|---|--|---|
| 013 CLOTHING AND DRYGOODS FOR PERSONS | | |
| 001 GENERAL REVENUE FUND | | |
| 303 BOARD OF CONTROL | | |
| 506 U OF T-MD ANDERSON HOSPITAL & TUMOR INSTITUTE | 1,193.23 | .00 |
| 517 COMMISSION ON ALCOHOLISM | 437.65 | .00 |
| 551 DEPARTMENT OF AGRICULTURE | 16.00 | .00 |
| 556 AGRICULTURAL EXPERIMENT STATION | 139.00 | .00 |
| 651 CORSICANA STATE HOME | 144.23 | .00 |
| 652 WACO STATE HOME | 33,161.39 | .00 |
| 654 BROWNWOOD STATE SCHOOL FOR GIRLS | 21,348.46 | .00 |
| 656 VERNON GERIATRIC CENTER | 6,343.62 | .00 |
| 660 DENTON STATE SCHOOL | 2,588.69 | .00 |
| 663 COMMISSION FOR INDIAN AFFAIRS | 11,023.61 | .00 |
| 666 EAST TEXAS STATE CHEST HOSPITAL | 435.69 | .00 |
| 668 RICHMOND STATE SCHOOL | 84.52 | .00 |
| 669 LUFKIN STATE SCHOOL | 4,959.39 | .00 |
| 670 CORPUS CHRISTI STATE SCHOOL | 5,532.91 | .00 |
| 671 SAN ANGELO CENTER MHMR | 4,783.86 | .00 |
| 672 MEXIA STATE SCHOOL | 3,819.88 | .00 |
| 673 SAN ANTONIO STATE CHEST HOSPITAL | 14,962.54 | .00 |
| 674 KERRVILLE STATE HOSPITAL | 468.81 | .00 |
| 675 TRAVIS STATE SCHOOL | 2,474.26 | .00 |
| 676 ABILENE STATE SCHOOL | 15,363.69 | .00 |
| 677 AUSTIN STATE HOSPITAL | 7,765.15 | .00 |
| 678 AUSTIN STATE SCHOOL | 3,827.52 | .00 |
| 679 RUSK STATE HOSPITAL | 20,159.11 | .00 |
| 681 SAN ANTONIO STATE HOSPITAL | 10,946.77 | .00 |
| 682 TERRELL STATE HOSPITAL | 6,703.61 | .00 |
| 683 WICHITA FALLS STATE HOSPITAL | 4,276.17 | .00 |
| 684 HARLINGEN STATE CHEST SANATORIUM | 5,080.67 | .00 |
| 685 RESEARCH INSTITUTE OF MENTAL SCIENCES | 53.82 | .00 |
| 686 BIG SPRING STATE HOSPITAL | 130.19 | .00 |
| 687 LUBBOCK STATE SCHOOL | 5,216.42 | .00 |
| 690 WEST TEXAS CHILDRENS HOME | 3,777.51 | .00 |
| 691 GATESVILLE STATE SCHOOL FOR BOYS | 33,238.27 | .00 |
| 692 GAINESVILLE STATE SCHOOL FOR GIRLS | 35,519.89 | .00 |
| 693 CROCKETT STATE SCHOOL FOR GIRLS | 5,401.23 | .00 |
| 694 YOUTH COUNCIL | 2,299.60 | .00 |
| 695 MOUNT VIEW SCHOOL FOR BOYS | 101.53 | .00 |
| 696 DEPARTMENT OF CORRECTIONS | 9,671.82 | .00 |
| 701 TEXAS EDUCATION AGENCY | 66,793.83 | .00 |
| 711 A & M UNIVERSITY MAIN UNIVERSITY | 296.10 | .00 |
| 713 TARLETON COLLEGE | 650.01 | .00 |
| 719 TEXAS STATE TECHNICAL INSTITUTE | 14.66 | .00 |
| 721 UNIVERSITY OF TEXAS AT AUSTIN | 876.14 | .00 |
| 722 U OF T MEDICAL SCHOOL AT SAN ANTONIO | 50.88 | .00 |
| 728 U OF T DENTAL SCHOOL AT HOUSTON | 750.03 | .00 |
| 729 TEXAS SOUTHWESTERN MEDICAL SCHOOL | 1,433.46 | .00 |
| 731 TEXAS WOMANS UNIVERSITY | 416.72 | .00 |
| 754 SOUTHWEST TEXAS STATE UNIV | 11.97 | .00 |
| 802 PARKS AND WILD LIFE DEPARTMENT | 22.97 | .00 |
| | 43.98 | .00 |

| | GROSS DISBURSEMENTS YEAR TO DATE | REFUND DISBURSEMENTS YEAR TO DATE |
|--|--|---|
| FUND TOTAL | 354,835.34 | .00 |
| 006 STATE HIGHWAY FUND | | |
| 405 DEPARTMENT OF PUBLIC SAFETY | 64,582.18 | .00 |
| 009 SPECIAL GAME & FISH FUND | | |
| 802 PARKS AND WILD LIFE DEPARTMENT | 54,711.36 | .00 |
| 011 AVAILABLE UNIVERSITY FUND | | |
| 721 UNIVERSITY OF TEXAS AT AUSTIN | 642.27 | .00 |
| 047 A & M UNIV AVAILABLE FUND | | |
| 711 A & M UNIVERSITY MAIN UNIVERSITY | 130.19 | .00 |
| 063 LAND & WATER RECREATION & SAFETY FUND | | |
| 802 PARKS AND WILD LIFE DEPARTMENT | 21,007.77 | .00 |
| 064 STATE PARKS FUND | | |
| 802 PARKS AND WILD LIFE DEPARTMENT | 6,818.84 | .00 |
| 067 CONFISCATED LIQUOR FUND | | |
| 458 ALCOHOLIC BEVERAGE COM | 4,375.00 | .00 |
| 097 LIQUOR ACT ENFORCEMENT FUND | | |
| 458 ALCOHOLIC BEVERAGE COM | 6,178.77 | .00 |
| 099 OPERATORS & CHAUFFEURS FUND | | |
| 405 DEPARTMENT OF PUBLIC SAFETY | 92,471.46 | .00 |
| 225 UNIVERSITY OF HOUSTON CURRENT FUND | | |
| 730 UNIVERSITY OF HOUSTON | 1,633.24 | .00 |
| 226 PAN AMERICAN UNIV CURRENT FUND | | |
| 736 PAN AMERICAN UNIVERSITY | 89.60 | .00 |
| 242 A & M UNIV CURRENT FUND | | |
| 711 A & M UNIVERSITY MAIN UNIVERSITY | 187.00 | .00 |
| 256 LAMAR UNIVERSITY CURRENT FUND | | |
| 734 LAMAR UNIVERSITY | 168.64 | .00 |
| 257 EAST TEXAS STATE UNIV CURRENT FUND | | |
| 751 EAST TEXAS STATE UNIV | 1,754.84 | .00 |
| 258 NORTH TEXAS STATE UNIV CURRENT FUND | | |
| 752 NORTH TEXAS STATE UNIVERSITY | 1,379.18 | .00 |
| 262 SUL ROSS UNIV CURRENT FUND | | |
| 756 SUL ROSS STATE UNIV | 377.73 | .00 |
| 264 MIDWESTERN UNIVERSITY CURRENT FUND | | |
| 735 MIDWESTERN UNIVERSITY | 1,054.45 | .00 |
| 273 FEDERAL HEALTH FUND | | |
| 501 DEPARTMENT OF HEALTH | 92.00 | .00 |
| 274 MOTOR VEHICLE INSPECTION FUND | | |
| 405 DEPARTMENT OF PUBLIC SAFETY | 80,686.06 | .00 |
| CODE TOTAL | 693,175.92 | .00 |
| 014 FEED FOR ANIMALS SEED AND SMALL PLANTS | | |
| 001 GENERAL REVENUE FUND | | |
| 301 GOVERNOR-EXECUTIVE | 1,028.54 | .00 |
| 303 BOARD OF CONTROL | 130.70 | .00 |
| 401 ADJUTANT GENERAL | 3.80 | .00 |
| 556 AGRICULTURAL EXPERIMENT STATION | 28,690.16 | .00 |
| 651 CORSICANA STATE HOME | 7,763.31 | .00 |
| 652 WACO STATE HOME | 59.34 | .00 |
| 654 BROWNWOOD STATE SCHOOL FOR GIRLS | 851.81 | .00 |

| | GROSS DISBURSEMENTS YEAR TO DATE | REFUND DISBURSEMENTS YEAR TO DATE |
|---|--|---|
| 014 FEED FOR ANIMALS SEED AND SMALL PLANTS | | |
| 001 GENERAL REVENUE FUND | | |
| 655 MENTAL HEALTH & MENTAL RETARDATION | 92.80 | .00 |
| 656 VERNON GERIATRIC CENTER | 10.00 | .00 |
| 660 DENTON STATE SCHOOL | 8.70 | .00 |
| 668 RICHMOND STATE SCHOOL | 113.00 | .00 |
| 669 LUFKIN STATE SCHOOL | 24.35 | .00 |
| 670 CORPUS CHRISTI STATE SCHOOL | 110.00 | .00 |
| 671 SAN ANGELO CENTER MHMR | 216.01 | .00 |
| 672 MEXIA STATE SCHOOL | 79.50 | .00 |
| 673 SAN ANTONIO STATE CHEST HOSPITAL | 109.99 | .00 |
| 675 TRAVIS STATE SCHOOL | 1,013.65 | .00 |
| 677 AUSTIN STATE HOSPITAL | 658.85 | .00 |
| 678 AUSTIN STATE SCHOOL | 685.50 | .00 |
| 679 RUSK STATE HOSPITAL | 601.45 | .00 |
| 682 TERRELL STATE HOSPITAL | 19.88 | .00 |
| 683 WICHITA FALLS STATE HOSPITAL | 50.00 | .00 |
| 684 HARLINGEN STATE CHEST SANATORIUM | 45.08 | .00 |
| 685 RESEARCH INSTITUTE OF MENTAL SCIENCES | 4,766.31 | 58.90 |
| 687 LUBBOCK STATE SCHOOL | 115.00 | .00 |
| 690 WEST TEXAS CHILDRENS HOME | 848.04 | .00 |
| 691 GAINESVILLE STATE SCHOOL FOR BOYS | 6,984.95 | 180.00 |
| 692 GAINESVILLE STATE SCHOOL FOR GIRLS | 706.83 | .00 |
| 693 CROCKETT STATE SCHOOL FOR GIRLS | 14.05 | .00 |
| 695 MOUNT VIEW SCHOOL FOR BOYS | 340.65 | .00 |
| 696 DEPARTMENT OF CORRECTIONS | 441,589.76 | 267.77 |
| 711 A & M UNIVERSITY MAIN UNIVERSITY | 26,526.24 | .00 |
| 713 TARLETON COLLEGE | 29,983.97 | .00 |
| 714 U OF T AT ARLINGTON | 744.95 | .00 |
| 717 SOUTHERN UNIVERSITY | 227.69 | .00 |
| 719 TEXAS STATE TECHNICAL INSTITUTE | 344.80 | .00 |
| 721 UNIVERSITY OF TEXAS AT AUSTIN | 1,541.37 | .00 |
| 722 U OF T MEDICAL SCHOOL AT SAN ANTONIO | 4,411.07 | .00 |
| 725 U OF T SCHOOL OF PUBLIC HEALTH AT HOUSTON | 103.33 | .00 |
| 728 U OF T DENTAL SCHOOL AT HOUSTON | 4,823.45 | .00 |
| 731 TEXAS WOMANS UNIVERSITY | 611.19 | .00 |
| 732 A & I UNIVERSITY | 5,276.90 | .00 |
| 733 TEXAS TECHNOLOGICAL UNIV | 29,063.48 | .00 |
| 751 EAST TEXAS STATE UNIV | 895.70 | .00 |
| 752 NORTH TEXAS STATE UNIVERSITY | 182.10 | .00 |
| 753 SAM HOUSTON STATE UNIV | 13,534.97 | .00 |
| 754 SOUTHWEST TEXAS STATE UNIV | 423.31 | .00 |
| 755 S F AUSTIN STATE UNIV | 12.00 | .00 |
| 756 SUL ROSS STATE UNIV | 146.55 | .00 |
| 757 WEST TEXAS STATE UNIVERSITY | 15,995.26 | .00 |
| FUND TOTAL | 632,580.34 | 506.67 |
| 006 STATE HIGHWAY FUND | | |
| 405 DEPARTMENT OF PUBLIC SAFETY | 100.00 | .00 |
| 009 SPECIAL GAME & FISH FUND | | |
| 802 PARKS AND WILD LIFE DEPARTMENT | 33,082.24 | .00 |
| 011 AVAILABLE UNIVERSITY FUND | | |
| 721 UNIVERSITY OF TEXAS AT AUSTIN | 3,454.28 | .00 |

| | GROSS DISBURSEMENTS YEAR TO DATE | REFUND DISBURSEMENTS YEAR TO DATE |
|---|--|---|
| 023 DEPARTMENT OF AGRICULTURE FUND | | |
| 551 DEPARTMENT OF AGRICULTURE | 29.00 | .00 |
| 026 UNEMPLOYMENT COMPENSATION ADMIN FUND | | |
| 322 EMPLOYMENT COMMISSION | 208.00 | .00 |
| 047 A & M UNIV AVAILABLE FUND | | |
| 711 A & M UNIVERSITY MAIN UNIVERSITY | 6,544.46 | .00 |
| 058 FEED CONTROL FUND | | |
| 556 AGRICULTURAL EXPERIMENT STATION | 40,149.56 | .00 |
| 064 STATE PARKS FUND | | |
| 802 PARKS AND WILD LIFE DEPARTMENT | 7,916.94 | .00 |
| 099 OPERATORS & CHAUFFEURS FUND | | |
| 405 DEPARTMENT OF PUBLIC SAFETY | 6.00 | .00 |
| 150 AIRCRAFT FUEL TAX FUND | | |
| 461 AERONAUTIC COMMISSION | 91.90 | .00 |
| 225 UNIVERSITY OF HOUSTON CURRENT FUND | | |
| 730 UNIVERSITY OF HOUSTON | 1,760.43 | .00 |
| 226 PAN AMERICAN UNIV CURRENT FUND | | |
| 736 PAN AMERICAN UNIVERSITY | 124.22 | .00 |
| 227 ANGELO STATE UNIV CURRENT FUND | | |
| 737 ANGELO STATE UNIV | 10,303.31 | .00 |
| 237 TEXAS STATE TECHNICAL INSTITUTE FUND | | |
| 719 TEXAS STATE TECHNICAL INSTITUTE | 31.50 | .00 |
| 242 A & M UNIV CURRENT FUND | | |
| 711 A & M UNIVERSITY MAIN UNIVERSITY | 36,343.42 | .00 |
| 243 TARLETON COLLEGE CURRENT FUND | | |
| 713 TARLETON COLLEGE | 36,476.71 | .00 |
| 244 UT AT ARLINGTON CURRENT FUND | | |
| 714 U OF T AT ARLINGTON | 555.95 | .00 |
| 245 PRAIRIE VIEW A & M COLLEGE CURRENT FUND | | |
| 715 PRAIRIE VIEW A & M COLLEGE | 19,737.32 | .00 |
| 247 TEXAS SOUTHERN UNIVERSITY CURRENT FUND | | |
| 717 SOUTHERN UNIVERSITY | 503.32 | .00 |
| 248 UNIV OF TEXAS AT AUSTIN CURRENT FUND | | |
| 721 UNIVERSITY OF TEXAS AT AUSTIN | 27.00 | .00 |
| 250 UT AT EL PASO CURRENT FUND | | |
| 724 U OF T AT EL PASO | 1,312.21 | .00 |
| 253 TEXAS WOMANS UNIVERSITY CURRENT FUND | | |
| 731 TEXAS WOMANS UNIVERSITY | 353.70 | .00 |
| 254 A & I UNIV CURRENT FUND | | |
| 732 A & I UNIVERSITY | 9,000.95 | .00 |
| 255 TEXAS TECHNOLOGICAL UNIV CURRENT FUND | | |
| 733 TEXAS TECHNOLOGICAL UNIV | 33,717.33 | .00 |
| 256 LAMAR UNIVERSITY CURRENT FUND | | |
| 734 LAMAR UNIVERSITY | 707.98 | .00 |
| 257 EAST TEXAS STATE UNIV CURRENT FUND | | |
| 751 EAST TEXAS STATE UNIV | 24,525.95 | .00 |
| 258 NORTH TEXAS STATE UNIV CURRENT FUND | | |
| 752 NORTH TEXAS STATE UNIVERSITY | 3,667.83 | .00 |
| 259 SAM HOUSTON UNIV CURRENT FUND | | |
| 753 SAM HOUSTON STATE UNIV | 10,410.22 | .00 |
| 260 SOUTHWEST TEXAS UNIV CURRENT FUND | | |
| 754 SOUTHWEST TEXAS STATE UNIV | 24,605.76 | .00 |

| | GROSS DISBURSEMENTS YEAR TO DATE | REFUND DISBURSEMENTS YEAR TO DATE |
|---|--|---|
| 261 STEPHEN F AUSTIN UNIV CURRENT FUND | | |
| 755 S F AUSTIN STATE UNIV | 22,067.34 | .00 |
| 262 SUL ROSS UNIV CURRENT FUND | | |
| 756 SUL ROSS STATE UNIV | 12,603.05 | .00 |
| 263 WEST TEXAS STATE UNIV CURRENT FUND | | |
| 757 WEST TEXAS STATE UNIVERSITY | 47,815.31 | .00 |
| 264 MIDWESTERN UNIVERSITY CURRENT FUND | | |
| 735 MIDWESTERN UNIVERSITY | 190.00 | .00 |
| 273 FEDERAL HEALTH FUND | | |
| 501 DEPARTMENT OF HEALTH | 892.92 | .00 |
| 274 MOTOR VEHICLE INSPECTION FUND | | |
| 405 DEPARTMENT OF PUBLIC SAFETY | 641.35 | .00 |
| CODE TOTAL | 1,022,537.80 | 506.67 |
| 015 DRUGS AND CHEMICALS FOR MEDICAL & LAB | | |
| 001 GENERAL REVENUE FUND | | |
| 102 HOUSE OF REPRESENTATIVES | 7.83 | .00 |
| 501 DEPARTMENT OF HEALTH | 462,942.23 | .00 |
| 506 U OF T-MD ANDERSON HOSPITAL & TUMOR INSTITUTE | 193,135.55 | .00 |
| 551 DEPARTMENT OF AGRICULTURE | 7,828.71 | .00 |
| 556 AGRICULTURAL EXPERIMENT STATION | 13,959.02 | .00 |
| 557 VETERINARY MEDICAL DIAGNOSTIC LABORATORY | 86.01 | .00 |
| 580 WATER DEVELOPMENT BOARD | 18.00 | .00 |
| 651 CORSICANA STATE HOME | 4,731.74 | .00 |
| 652 WACO STATE HOME | 1,451.70 | .00 |
| 654 BROWNWOOD STATE SCHOOL FOR GIRLS | 4,881.73 | .00 |
| 655 MENTAL HEALTH & MENTAL RETARDATION | 17.50 | .00 |
| 656 VERNON GERIATRIC CENTER | 53,287.20 | .00 |
| 657 AMARILLO CTR FOR HUMAN DEVELOPMENT | 188.10 | .00 |
| 658 BFAUMONT CTR FOR HUMAN DEVELOPMENT | 208.11 | .00 |
| 659 RIO GRANDE STATE CENTER MHRM | 82,631.26 | .00 |
| 660 DENTON STATE SCHOOL | 97,221.46 | .00 |
| 662 DALLAS MENTAL HEALTH CLINIC | 131,153.38 | 30.00 |
| 663 COMMISSION FOR INDIAN AFFAIRS | 7,497.16 | .00 |
| 664 FORT WORTH MENTAL HEALTH CLINIC | 57,787.18 | .00 |
| 666 EAST TEXAS STATE CHEST HOSPITAL | 112,067.36 | .00 |
| 668 RICHMOND STATE SCHOOL | 45,858.17 | 1,064.03 |
| 669 LUFKIN STATE SCHOOL | 50,861.28 | 21.24 |
| 670 CORPUS CHRISTI STATE SCHOOL | 14,471.18 | .00 |
| 671 SAN ANGELO CENTER MHRM | 28,887.80 | .00 |
| 672 MEXIA STATE SCHOOL | 82,893.85 | 5.12 |
| 673 SAN ANTONIO STATE CHEST HOSPITAL | 160,783.58 | 665.98 |
| 674 KERRVILLE STATE HOSPITAL | 74,255.82 | .00 |
| 675 TRAVIS STATE SCHOOL | 87,302.70 | 312.25 |
| 676 ABILENE STATE SCHOOL | 91,652.12 | 57.45 |
| 677 AUSTIN STATE HOSPITAL | 232,990.39 | 810.90 |
| 678 AUSTIN STATE SCHOOL | 69,604.66 | 103.00 |
| 679 RUSK STATE HOSPITAL | 166,225.55 | 15.20 |
| 681 SAN ANTONIO STATE HOSPITAL | 310,771.65 | 38.22 |
| 682 TERRELL STATE HOSPITAL | 377,951.13 | .00 |

| | GROSS DISBURSEMENTS YEAR TO DATE | REFUND DISBURSEMENTS YEAR TO DATE |
|--|--|---|
| 015 DRUGS AND CHEMICALS FOR MEDICAL & LAB | | |
| 001 GENERAL REVENUE FUND | | |
| 683 WICHITA FALLS STATE HOSPITAL | 196,675.23 | 32.40 |
| 684 HARLINGEN STATE CHEST SANATORIUM | 72,095.53 | 8.67 |
| 685 RESEARCH INSTITUTE OF MENTAL SCIENCES | 133,450.76 | 163.15 |
| 686 BIG SPRING STATE HOSPITAL | 139,805.27 | .00 |
| 687 LUBBOCK STATE SCHOOL | 37,267.29 | .00 |
| 690 WEST TEXAS CHILDRENS HOME | 1,396.25 | .00 |
| 691 GATESVILLE STATE SCHOOL FOR BOYS | 12,070.75 | .00 |
| 692 GAINESVILLE STATE SCHOOL FOR GIRLS | 3,179.41 | .00 |
| 693 CROCKETT STATE SCHOOL FOR GIRLS | 4,629.34 | .00 |
| 694 YOUTH COUNCIL | 1,575.32 | .00 |
| 695 MOUNT VIEW SCHOOL FOR BOYS | 3,296.32 | .00 |
| 696 DEPARTMENT OF CORRECTIONS | 191,934.61 | 32.16 |
| 701 TEXAS EDUCATION AGENCY | 2,708.01 | .00 |
| 711 A & M UNIVERSITY MAIN UNIVERSITY | 21,345.03 | .00 |
| 713 TARLETON COLLEGE | 1,751.59 | .00 |
| 714 U OF T AT ARLINGTON | 92.32 | .00 |
| 715 PRAIRIE VIEW A & M COLLEGE | 153.05 | .00 |
| 721 UNIVERSITY OF TEXAS AT AUSTIN | 211.66 | .00 |
| 722 U OF T MEDICAL SCHOOL AT SAN ANTONIO | 22,011.79 | .00 |
| 725 U OF T SCHOOL OF PUBLIC HEALTH AT HOUSTON | 1,358.01 | .00 |
| 726 UNIV OF TEXAS POSTGRADUATE SCH OF MEDICINE | 4,054.70 | .00 |
| 728 U OF T DENTAL SCHOOL AT HOUSTON | 9,241.38 | .00 |
| 729 TEXAS SOUTHWESTERN MEDICAL SCHOOL | 712.47 | .00 |
| 731 TEXAS WOMANS UNIVERSITY | 332.32 | .00 |
| 732 A & I UNIVERSITY | 670.86 | .00 |
| 733 TEXAS TECHNOLOGICAL UNIV | 14,311.90 | .00 |
| 740 UT DENTAL BR AT SAN ANTONIO | 237.95 | .00 |
| 751 EAST TEXAS STATE UNIV | 20.00 | .00 |
| 752 NORTH TEXAS STATE UNIVERSITY | 873.79 | .00 |
| 754 SOUTHWEST TEXAS STATE UNIV | 504.45 | .00 |
| 756 SUL ROSS STATE UNIV | 91.35 | .00 |
| 757 WEST TEXAS STATE UNIVERSITY | 1,173.44 | .00 |
| FUND TOTAL | 3,904,843.26 | 3,359.77 |
| 006 STATE HIGHWAY FUND | | |
| 405 DEPARTMENT OF PUBLIC SAFETY | 51.75 | .00 |
| 009 SPECIAL GAME & FISH FUND | | |
| 802 PARKS AND WILD LIFE DEPARTMENT | 2,154.72 | 2.90 |
| 011 AVAILABLE UNIVERSITY FUND | | |
| 721 UNIVERSITY OF TEXAS AT AUSTIN | 2,879.06 | .00 |
| 023 DEPARTMENT OF AGRICULTURE FUND | | |
| 551 DEPARTMENT OF AGRICULTURE | 35.80 | .00 |
| 047 A & M UNIV AVAILABLE FUND | | |
| 711 A & M UNIVERSITY MAIN UNIVERSITY | 12,605.07 | .00 |
| 058 FEED CONTROL FUND | | |
| 556 AGRICULTURAL EXPERIMENT STATION | 6,552.09 | .00 |
| 099 OPERATORS & CHAUFFEURS FUND | | |
| 405 DEPARTMENT OF PUBLIC SAFETY | 144.60 | .00 |
| 114 REAL ESTATE LICENSE FUND | | |
| 329 REAL ESTATE COMMISSION | 6.05 | .00 |

| | GROSS DISBURSEMENTS YEAR TO DATE | REFUND DISBURSEMENTS YEAR TO DATE |
|---|--|---|
| 225 UNIVERSITY OF HOUSTON CURRENT FUND | | |
| 730 UNIVERSITY OF HOUSTON | 11,846.11 | .00 |
| 227 ANGLO STATE UNIV CURRENT FUND | | |
| 737 ANGELO STATE UNIV | 263.63 | .00 |
| 242 A & M UNIV CURRENT FUND | | |
| 711 A & M UNIVERSITY MAIN UNIVERSITY | 48,492.54 | .00 |
| 243 TARLETON COLLEGE CURRENT FUND | | |
| 713 TARLETON COLLEGE | 804.33 | .00 |
| 245 PRAIRIE VIEW A & M COLLEGE CURRENT FUND | | |
| 715 PRAIRIE VIEW A & M COLLEGE | 143.38 | .00 |
| 248 UNIV OF TEXAS AT AUSTIN CURRENT FUND | | |
| 721 UNIVERSITY OF TEXAS AT AUSTIN | 217.24 | .00 |
| 250 UT AT EL PASO CURRENT FUND | | |
| 724 U OF T AT EL PASO | 3,350.37 | .00 |
| 253 TEXAS WOMANS UNIVERSITY CURRENT FUND | | |
| 731 TEXAS WOMANS UNIVERSITY | 14.21 | .00 |
| 254 A & I UNIV CURRENT FUND | | |
| 732 A & I UNIVERSITY | 6,208.59 | .00 |
| 255 TEXAS TECHNOLOGICAL UNIV CURRENT FUND | | |
| 733 TEXAS TECHNOLOGICAL UNIV | 19,586.62 | .00 |
| 256 LAMAR UNIVERSITY CURRENT FUND | | |
| 734 LAMAR UNIVERSITY | 109.52 | .00 |
| 258 NORTH TEXAS STATE UNIV CURRENT FUND | | |
| 752 NORTH TEXAS STATE UNIVERSITY | 7,611.28 | .00 |
| 259 SAM HOUSTON UNIV CURRENT FUND | | |
| 753 SAM HOUSTON STATE UNIV | 200.76 | .00 |
| 260 SOUTHWEST TEXAS UNIV CURRENT FUND | | |
| 754 SOUTHWEST TEXAS STATE UNIV | 347.44 | .00 |
| 261 STEPHEN F AUSTIN UNIV CURRENT FUND | | |
| 755 S F AUSTIN STATE UNIV | 4.00 | .00 |
| 262 SUL ROSS UNIV CURRENT FUND | | |
| 756 SUL ROSS STATE UNIV | 14.00 | .00 |
| 263 WEST TEXAS STATE UNIV CURRENT FUND | | |
| 757 WEST TEXAS STATE UNIVERSITY | 4,079.16 | .00 |
| 264 MIDWESTERN UNIVERSITY CURRENT FUND | | |
| 735 MIDWESTERN UNIVERSITY | 167.61 | .00 |
| 273 FEDERAL HEALTH FUND | | |
| 501 DEPARTMENT OF HEALTH | 471,510.05 | .00 |
| 274 MOTOR VEHICLE INSPECTION FUND | | |
| 405 DEPARTMENT OF PUBLIC SAFETY | 173.99 | .00 |
| CODE TOTAL | 4,504,417.23 | 3,362.67 |
| 016 OTHER SUPPLIES AND MATERIALS | | |
| 001 GENERAL REVENUE FUND | | |
| 101 SENATE | 52,737.92 | .00 |
| 102 HOUSE OF REPRESENTATIVES | 49,092.70 | 8.15 |
| 103 LEGISLATIVE COUNCIL | 13,028.41 | .00 |
| 104 LEGISLATIVE BUDGET BOARD | 1,406.57 | .00 |
| 105 LEGISLATIVE REFERENCE LIBRARY | 231.18 | .00 |
| 201 SUPREME COURT | 250.20 | .00 |

GROSS
DISBURSEMENTS
YEAR TO DATE

REFUND
DISBURSEMENTS
YEAR TO DATE

016 OTHER SUPPLIES AND MATERIALS

001 GENERAL REVENUE FUND

| | | |
|---|------------|--------|
| 211 COURT OF CRIMINAL APPEALS | 592.05 | .00 |
| 212 JUDICIAL COUNCIL | 22.22 | .00 |
| 222 COURT OF CIVIL APPEALS-SECOND DIST | 298.50 | .00 |
| 223 COURT OF CIVIL APPEALS-THIRD DIST | 609.34 | .00 |
| 226 COURT OF CIVIL APPEALS-SIXTH DIST | 28.95 | .00 |
| 228 COURT OF CIVIL APPEALS-EIGHTH DIST | 109.80 | .00 |
| 229 COURT OF CIVIL APPEALS-NINTH DIST | 855.32 | .00 |
| 230 COURT OF CIVIL APPEALS-TENTH DIST | 1.14 | .00 |
| 231 COURT OF CIVIL APPEALS-ELEVENTH DIST | 33.58 | .00 |
| 232 COURT OF CIVIL APPEALS-TWELFTH DISTRICT | 5.00 | .00 |
| 233 COURT OF CIVIL APPEALS-THIRTEENTH DISTRICT | 84.90 | .00 |
| 234 COURT OF CIVIL APPEALS-FOURTEENTH DIST | 28.94 | .00 |
| 242 JUDICIAL QUALIFICATIONS COMMISSION | 642.72 | .00 |
| 301 GOVERNOR-EXECUTIVE | 32,085.38 | .00 |
| 302 ATTORNEY GENERAL | 2,693.73 | .00 |
| 303 BOARD OF CONTROL | 194,715.58 | 268.38 |
| 305 GENERAL LAND OFFICE | 27,719.55 | .00 |
| 306 LIBRARY | 10,494.57 | .00 |
| 307 SECRETARY OF STATE | 7,813.52 | .00 |
| 308 AUDITOR | 478.99 | .00 |
| 310 TREASURER | 6,678.44 | .00 |
| 312 SECURITIES BOARD | 347.48 | .00 |
| 318 COMMISSION FOR THE BLIND | 2,632.96 | .00 |
| 326 GOOD NEIGHBOR COMMISSION | 12.80 | .00 |
| 331 MASS TRANSPORTATION COMMISSION | 136.03 | .00 |
| 401 ADJUTANT GENERAL | 33,965.87 | .00 |
| 403 VETERANS AFFAIRS COMMISSION | 194.89 | .00 |
| 406 NATIONAL GUARD ARMORY BOARD | 4,283.72 | .00 |
| 407 LAW ENFORCEMENT OFFICER STANDARDS & EDUCATION | 892.18 | .00 |
| 408 FIRE PROTECTION PERSONNEL STANDARDS & EDUC | 159.77 | .00 |
| 452 BUREAU OF LABOR STATISTICS | 794.93 | .00 |
| 453 INDUSTRIAL ACCIDENT BOARD | 379.58 | .00 |
| 465 INDUSTRIAL COMMISSION | 1,291.13 | .00 |
| 467 BOARD OF PRIVATE DETECTIVES ETC | 71.02 | .00 |
| 501 DEPARTMENT OF HEALTH | 209,123.08 | 10.00 |
| 506 U OF T-MD ANDERSON HOSPITAL & TUMOR INSTITUTE | 349,245.16 | .00 |
| 509 BD OF EXAMINERS FOR HEARING AIDS | 121.41 | .00 |
| 517 COMMISSION ON ALCOHOLISM | 3,743.12 | .00 |
| 518 WATER QUALITY BOARD | 9,328.95 | .00 |
| 519 AIR CONTROL BOARD | 11.70 | .00 |
| 551 DEPARTMENT OF AGRICULTURE | 193,666.88 | 140.45 |
| 552 WATER RIGHTS COMMISSION | 11,854.21 | .00 |
| 554 TEXAS ANIMAL HEALTH COMMISSION | 41,476.92 | .00 |
| 555 AGRICULTURAL EXTENSION SERVICE | 5,457.72 | .00 |
| 556 AGRICULTURAL EXPERIMENT STATION | 207,837.30 | .00 |
| 557 VETERINARY MEDICAL DIAGNOSTIC LABORATORY | 39,266.76 | .00 |
| 576 FOREST SERVICE | 24,839.70 | .00 |
| 577 RODENT & PREDATORY ANIMAL CONTROL | 959.74 | .00 |
| 579 RIO GRANDE COMPACT COMMISSION | 177.24 | .00 |

| | GROSS DISBURSEMENTS YEAR TO DATE | REFUND DISBURSEMENTS YEAR TO DATE |
|---|--|---|
| 016 OTHER SUPPLIES AND MATERIALS | | |
| 001 GENERAL REVENUE FUND | | |
| 580 WATER DEVELOPMENT BOARD | 110,403.85 | 100.00 |
| 592 SOIL CONSERVATION BOARD | 67.75 | .00 |
| 651 CORSICANA STATE HOME | 32,532.50 | .00 |
| 652 WACO STATE HOME | 24,447.48 | .00 |
| 654 BROWNWOOD STATE SCHOOL FOR GIRLS | 46,775.36 | .00 |
| 655 MENTAL HEALTH & MENTAL RETARDATION | 231,840.60 | 79.33 |
| 656 VERNON GERIATRIC CENTER | 53,735.52 | .00 |
| 657 AMARILLO CTR FOR HUMAN DEVELOPMENT | 10,875.08 | .00 |
| 658 BEAUMONT CTR FOR HUMAN DEVELOPMENT | 11,924.11 | .00 |
| 659 RIO GRANDE STATE CENTER MHRM | 9,646.06 | .00 |
| 660 DENTON STATE SCHOOL | 137,996.50 | .00 |
| 662 DALLAS MENTAL HEALTH CLINIC | 1,170.81 | 29.60 |
| 663 COMMISSION FOR INDIAN AFFAIRS | 22,012.39 | .00 |
| 664 FORT WORTH MENTAL HEALTH CLINIC | 932.82 | .00 |
| 666 EAST TEXAS STATE CHEST HOSPITAL | 77,363.60 | 221.50 |
| 668 RICHMOND STATE SCHOOL | 91,711.43 | 1.60 |
| 669 LUFKIN STATE SCHOOL | 81,902.11 | 403.16 |
| 670 CORPUS CHRISTI STATE SCHOOL | 50,180.53 | .00 |
| 671 SAN ANGELO CENTER MHRM | 75,893.12 | 12.84 |
| 672 MEXIA STATE SCHOOL | 176,139.69 | 100.00 |
| 673 SAN ANTONIO STATE CHEST HOSPITAL | 226,642.13 | 201.00 |
| 674 KERRVILLE STATE HOSPITAL | 123,679.41 | 42.95 |
| 675 TRAVIS STATE SCHOOL | 144,466.35 | 558.87 |
| 676 ABILENE STATE SCHOOL | 151,176.43 | 21.70 |
| 677 AUSTIN STATE HOSPITAL | 227,381.38 | .00 |
| 678 AUSTIN STATE SCHOOL | 183,814.29 | .00 |
| 679 RUSK STATE HOSPITAL | 143,808.60 | 97.29 |
| 681 SAN ANTONIO STATE HOSPITAL | 177,191.39 | 250.23 |
| 682 TERRELL STATE HOSPITAL | 172,874.59 | .00 |
| 683 WICHITA FALLS STATE HOSPITAL | 191,524.30 | 204.13 |
| 684 HARLINGEN STATE CHEST SANATORIUM | 69,096.92 | .00 |
| 685 RESEARCH INSTITUTE OF MENTAL SCIENCES | 127,572.17 | 788.90 |
| 686 BIG SPRING STATE HOSPITAL | 83,170.47 | 115.50 |
| 687 LUBBOCK STATE SCHOOL | 65,208.85 | 201.50 |
| 690 WEST TEXAS CHILDRENS HOME | 23,202.23 | .00 |
| 691 GATESVILLE STATE SCHOOL FOR BOYS | 165,880.53 | 433.89 |
| 692 GAINESVILLE STATE SCHOOL FOR GIRLS | 39,950.79 | 163.80 |
| 693 CROCKETT STATE SCHOOL FOR GIRLS | 19,350.96 | .00 |
| 694 YOUTH COUNCIL | 621.55 | 27.00 |
| 695 MOUNT VIEW SCHOOL FOR BOYS | 37,432.77 | .00 |
| 696 DEPARTMENT OF CORRECTIONS | 3,038,486.77 | 1,434.87 |
| 697 BOARD OF PARDONS & PAROLES | 2,867.80 | .00 |
| 701 TEXAS EDUCATION AGENCY | 56,609.47 | 86.49 |
| 710 A & M UNIV SYSTEM ADMINISTRATION | 8,897.73 | 2,144.04 |
| 711 A & M UNIVERSITY MAIN UNIVERSITY | 278,891.50 | 4,497.27 |
| 712 ENGINEERING EXPERIMENT STATION & TRANSPR INST | 4,874.88 | .00 |
| 713 TARLETON COLLEGE | 35,799.72 | .00 |
| 714 U OF T AT ARLINGTON | 75,542.63 | .00 |
| 715 PRAIRIE VIEW A & M COLLEGE | 6,962.88 | .00 |

| | GROSS DISBURSEMENTS YEAR TO DATE | REFUND DISBURSEMENTS YEAR TO DATE |
|---|--|---|
| 016 OTHER SUPPLIES AND MATERIALS | | |
| 001 GENERAL REVENUE FUND | | |
| 716 ENGINEERING EXTENSION SERVICE | 6,448.11 | .00 |
| 717 SOUTHERN UNIVERSITY | 65,466.64 | .00 |
| 718 TEXAS MARITIME ACADEMY | 13,814.64 | .00 |
| 719 TEXAS STATE TECHNICAL INSTITUTE | 222,304.12 | 292.49 |
| 721 UNIVERSITY OF TEXAS AT AUSTIN | 112,578.35 | .00 |
| 722 U OF T MEDICAL SCHOOL AT SAN ANTONIO | 241,313.51 | .00 |
| 725 U OF T SCHOOL OF PUBLIC HEALTH AT HOUSTON | 31,400.30 | .00 |
| 726 UNIV OF TEXAS POSTGRADUATE SCH OF MEDICINE | 26,990.37 | .00 |
| 728 U OF T DENTAL SCHOOL AT HOUSTON | 208,588.71 | .00 |
| 729 TEXAS SOUTHWESTERN MEDICAL SCHOOL | 130,149.00 | .00 |
| 731 TEXAS WOMANS UNIVERSITY | 130,410.22 | .00 |
| 732 A & I UNIVERSITY | 80,029.95 | .00 |
| 733 TEXAS TECHNOLOGICAL UNIV | 121,732.47 | .00 |
| 734 LAMAR UNIVERSITY | 138.38 | .00 |
| 736 PAN AMERICAN UNIVERSITY | 6,199.06 | .00 |
| 737 ANGELO STATE UNIV | 1,927.46 | .00 |
| 739 TEXAS TECH UNIVER SCHOOL OF MEDICINE | 2,907.27 | .00 |
| 740 UT DENTAL BR AT SAN ANTONIO | 18,992.65 | .00 |
| 741 UT MEDICAL SCHOOL AT HOUSTON | 3,275.56 | .00 |
| 751 EAST TEXAS STATE UNIV | 139,258.49 | .00 |
| 752 NORTH TEXAS STATE UNIVERSITY | 44,235.10 | .00 |
| 753 SAM HOUSTON STATE UNIV | 15,615.58 | .00 |
| 754 SOUTHWEST TEXAS STATE UNIV | 65,314.48 | 35.00 |
| 755 S F AUSTIN STATE UNIV | 13,903.06 | .00 |
| 756 SUL ROSS STATE UNIV | 59,835.79 | .00 |
| 757 WEST TEXAS STATE UNIVERSITY | 59,869.70 | .00 |
| 758 BOARD OF REGENTS STATE SENIOR COLLEGES | 259.10 | .00 |
| 781 COORDINATING BOARD COLLEGE & UNIV SYSTEM | 1,582.90 | .00 |
| 782 WESTERN INFORMATION NETWORK ASSOCIATION | 263.80 | .00 |
| 802 PARKS AND WILD LIFE DEPARTMENT | 95,754.88 | .00 |
| 808 HISTORICAL SURVEY COMMITTEE | 6,886.47 | .00 |
| 813 TEXAS FINE ARTS COMMISSION | 1,814.15 | .00 |
| 815 TEXAS TOURIST DEVELOPMENT AGENCY | 607.99 | .00 |
| 816 ADMIRAL NIMITZ MUSEUM | 1,323.93 | .00 |
| 904 NATURAL FIBERS & FOOD PROTEIN COMMITTEE | 66.37 | .00 |
| 906 AMERICAN BICENTENNIAL REVOLUTION COMMISSION | 7.15 | .00 |
| FUND TOTAL | 10,606,807.96 | 12,971.93 |
| 006 STATE HIGHWAY FUND | | |
| 405 DEPARTMENT OF PUBLIC SAFETY | 432,330.69 | .00 |
| 007 STATE BUILDING FUND | | |
| 309 BUILDING COMMISSION | 3,020.67 | .00 |
| 009 SPECIAL GAME & FISH FUND | | |
| 802 PARKS AND WILD LIFE DEPARTMENT | 271,271.05 | 31.00 |
| 011 AVAILABLE UNIVERSITY FUND | | |
| 721 UNIVERSITY OF TEXAS AT AUSTIN | 1,474,004.75 | .00 |
| 019 VITAL STATISTICS FUND | | |
| 501 DEPARTMENT OF HEALTH | 1,216.53 | .00 |
| 023 DEPARTMENT OF AGRICULTURE FUND | | |
| 551 DEPARTMENT OF AGRICULTURE | 20,407.92 | 48.70 |

| | GROSS DISBURSEMENTS YEAR TO DATE | REFUND DISBURSEMENTS YEAR TO DATE |
|---|--|---|
| 024 PSYCHOLOGISTS LICENSING FUND 520 BD OF EXAMINERS OF PSYCHOLOGISTS | 267.73 | .00 |
| 026 UNEMPLOYMENT COMPENSATION ADMIN FUND 322 EMPLOYMENT COMMISSION | 315,927.72 | 5.85 |
| 029 TRAFFIC SAFETY FUND 301 GOVERNOR-EXECUTIVE | 543.14 | .00 |
| 033 SANITARIANS REGISTRATION AND LICENSE FUND 501 DEPARTMENT OF HEALTH | 12.06 | .00 |
| 034 OPTOMETRY FUND 514 OPTOMETRY BOARD | 93.83 | .00 |
| 035 VETERINARY FUND 578 BOARD OF VETERINARY EXAMINERS | 238.10 | .00 |
| 036 INSURANCE COMMISSION OPERATING FUND 454 BOARD OF INSURANCE | 27,593.13 | .00 |
| 039 COMMODITY DISTRIBUTION FUND 324 DEPARTMENT OF PUBLIC WELFARE | 10,046.79 | .60 |
| 041 BOARD OF WATER ENGINEERS FUND 580 WATER DEVELOPMENT BOARD | 32,944.62 | .00 |
| 047 A & M UNIV AVAILABLE FUND 711 A & M UNIVERSITY MAIN UNIVERSITY | 188,206.67 | 32.51 |
| 056 PROFESSIONAL ENGINEERS FUND 460 BD OF REGISTRATION FOR PROFESSIONAL ENGINEERS | 673.01 | .00 |
| 057 COUNTY & ROAD DISTRICT HIGHWAY FUND 316 BOARD OF COUNTY & DISTRICT ROAD INDEBTEDNESS | 12.88 | .00 |
| 058 FEED CONTROL FUND 556 AGRICULTURAL EXPERIMENT STATION | 42,567.83 | .00 |
| 059 SPECIAL BOAT FUND 802 PARKS AND WILD LIFE DEPARTMENT | 4,897.04 | .00 |
| 061 COMMISSION FOR REHABILITATION OPERATING FUND 330 COMMISSION FOR REHABILITATION | 162,915.71 | .00 |
| 062 COMPTROLLERS OPERATING FUND 304 COMPTROLLER OF PUBLIC ACCOUNTS | 34,105.86 | .00 |
| 063 LAND & WATER RECREATION & SAFETY FUND 802 PARKS AND WILD LIFE DEPARTMENT | 58,411.18 | .00 |
| 064 STATE PARKS FUND 802 PARKS AND WILD LIFE DEPARTMENT | 179,931.00 | .00 |
| 069 BOARD OF LANDSCAPE ARCHITECTS FUND 468 BD OF LANDSCAPE ARCHITECTS | 407.90 | .00 |
| 070 BICENTENNIAL FUND 906 AMERICAN BICENTENNIAL REVOLUTION COMMISSION | 53.51 | .00 |
| 072 ATTORNEY GENERAL OPERATING FUND 302 ATTORNEY GENERAL | 500.36 | .00 |
| 075 REGISTERED PUBLIC SURVEYORS FUND 463 BOARD OF REGISTRATION FOR PUBLIC SURVEYORS | 90.58 | .00 |
| 080 LAND OFFICE PERMIT FEE FUND 305 GENERAL LAND OFFICE | 1,668.10 | .00 |
| 083 DONATED COMMODITY DISTRIBUTION FUND 324 DEPARTMENT OF PUBLIC WELFARE | 220.37 | .00 |
| 086 DENTAL REGISTRATION FUND 504 BOARD OF DENTAL EXAMINERS | 275.35 | .00 |
| 088 BOARD OF COSMETOLOGISTS FUND 505 COSMETOLOGY COMMISSION | 1,005.91 | .00 |

| | GROSS DISBURSEMENTS YEAR TO DATE | REFUND DISBURSEMENTS YEAR TO DATE |
|--|--|---|
| 094 WORKMENS COMPENSATION FUND | | |
| 453 INDUSTRIAL ACCIDENT BOARD | 1,464.45 | .00 |
| 097 LIQUOR ACT ENFORCEMENT FUND | | |
| 458 ALCOHOLIC BEVERAGE COM | 4,821.53 | 360.84 |
| 099 OPERATORS & CHAUFFEURS FUND | | |
| 405 DEPARTMENT OF PUBLIC SAFETY | 87,565.87 | .00 |
| 102 AIR CONTROL BOARD SPECIAL FUND | | |
| 519 AIR CONTROL BOARD | 1,475.59 | .00 |
| 109 ARCHITECTS REGISTRATION FUND | | |
| 459 BOARD OF ARCHITECTURAL EXAMINERS | 65.11 | .00 |
| 112 EDUCATION AGENCY OPERATING FUND | | |
| 701 TEXAS EDUCATION AGENCY | 144,971.34 | .00 |
| 114 REAL ESTATE LICENSE FUND | | |
| 329 REAL ESTATE COMMISSION | 2,385.47 | .00 |
| 118 FEDERAL PUBLIC LIBRARY SERVICE FUND | | |
| 306 LIBRARY | 21,868.56 | .00 |
| 127 FEDERAL ECONOMIC OPPORTUNITY FUND | | |
| 301 GOVERNOR-EXECUTIVE | 1,313.79 | .00 |
| 129 HOSPITAL LICENSING FUND | | |
| 501 DEPARTMENT OF HEALTH | 355.57 | .00 |
| 134 FEDERAL OLDER AMERICANS FUND | | |
| 301 GOVERNOR-EXECUTIVE | 617.60 | .00 |
| 140 CHIROPRACTIC EXAMINERS FUND | | |
| 508 BOARD OF CHIROPRACTIC EXAMINERS | 162.07 | .00 |
| 141 FEDERAL ADULT BLIND FUND | | |
| 318 COMMISSION FOR THE BLIND | 49,462.09 | 483.25 |
| 150 AIRCRAFT FUEL TAX FUND | | |
| 461 AERONAUTIC COMMISSION | 3,651.15 | .00 |
| 153 WATER QUALITY FUND | | |
| 518 WATER QUALITY BOARD | 1,549.22 | .00 |
| 155 RAILROAD COMMISSION OPERATING FUND | | |
| 303 BOARD OF CONTROL | 62.00 | .00 |
| 455 RAILROAD COMMISSION | 42,069.31 | .00 |
| FUND TOTAL | 42,131.31 | .00 |
| 156 INDUSTRIAL REVOLVING FUND | | |
| 696 DEPARTMENT OF CORRECTIONS | 5,095,997.42 | 1,333.63 |
| 158 WATER RIGHTS ADMINISTRATION FUND | | |
| 552 WATER RIGHTS COMMISSION | 295.45 | .00 |
| 164 CONSERVATORS EXPENSE FUND | | |
| 310 TREASURER | 197.41 | .00 |
| 165 UNEMPLOYMENT COMPENSATION ADMIN FUND | | |
| 322 EMPLOYMENT COMMISSION | 594.55 | .00 |
| 166 WELFARE ADMINISTRATION OPERATING FUND | | |
| 324 DEPARTMENT OF PUBLIC WELFARE | 421,555.51 | 4.25 |
| 219 FEDERAL HIGHER EDUCATION FUND | | |
| 781 COORDINATING BOARD COLLEGE & UNIV SYSTEM | 9.24 | .00 |
| 220 BASIC SCIENCE EXAMINATION FUND | | |
| 510 BOARD OF EXAMINERS IN BASIC SCIENCE | 99.58 | .00 |
| 222 DEPT PUBLIC SAFETY FEDERAL FUND | | |
| 405 DEPARTMENT OF PUBLIC SAFETY | 6,886.44 | .00 |
| 223 FEDERAL LAND AND WATER CONSERVATION FUND | | |
| 802 PARKS AND WILD LIFE DEPARTMENT | 9,183.29 | .00 |

| | GROSS DISBURSEMENTS YEAR TO DATE | REFUND DISBURSEMENTS YEAR TO DATE |
|--|--|---|
| 224 GOVERNORS OFFICE FEDERAL PROJECTS FUND 301 GOVERNOR-EXECUTIVE | 8,889.12 | .00 |
| 225 UNIVERSITY OF HOUSTON CURRENT FUND 730 UNIVERSITY OF HOUSTON | 506,491.35 | .00 |
| 226 PAN AMERICAN UNIV CURRENT FUND 736 PAN AMERICAN UNIVERSITY | 142,647.99 | 776.94 |
| 227 ANGELO STATE UNIV CURRENT FUND 737 ANGELO STATE UNIV | 116,218.03 | .00 |
| 234 A & M UNIVERSITY SYSTEM CURRENT FUND 710 A & M UNIV SYSTEM ADMINISTRATION | 191.23- | .00 |
| 237 TEXAS STATE TECHNICAL INSTITUTE FUND 719 TEXAS STATE TECHNICAL INSTITUTE | 18,066.64 | .00 |
| 242 A & M UNIV CURRENT FUND 711 A & M UNIVERSITY MAIN UNIVERSITY | 321,776.52 | 17,078.31 |
| 243 TARLETON COLLEGE CURRENT FUND 713 TARLETON COLLEGE | 49,299.79 | .00 |
| 244 UT AT ARLINGTON CURRENT FUND 714 U OF T AT ARLINGTON | 180,774.53 | .00 |
| 245 PRAIRIE VIEW A & M COLLEGE CURRENT FUND 715 PRAIRIE VIEW A & M COLLEGE | 28,271.81 | .00 |
| 247 TEXAS SOUTHERN UNIVERSITY CURRENT FUND 717 SOUTHERN UNIVERSITY | 81,577.03 | .00 |
| 248 UNIV OF TEXAS AT AUSTIN CURRENT FUND 721 UNIVERSITY OF TEXAS AT AUSTIN | 294,398.93 | .00 |
| 250 UT AT EL PASO CURRENT FUND 724 U OF T AT EL PASO | 149,994.86 | .00 |
| 253 TEXAS WOMANS UNIVERSITY CURRENT FUND 731 TEXAS WOMANS UNIVERSITY | 59,931.12 | .00 |
| 254 A & I UNIV CURRENT FUND 732 A & I UNIVERSITY | 187,322.74 | .00 |
| 255 TEXAS TECHNOLOGICAL UNIV CURRENT FUND 733 TEXAS TECHNOLOGICAL UNIV | 698,203.79 | .00 |
| 256 LAMAR UNIVERSITY CURRENT FUND 734 LAMAR UNIVERSITY | 266,600.03 | .00 |
| 257 EAST TEXAS STATE UNIV CURRENT FUND 751 EAST TEXAS STATE UNIV | 111,455.64 | .00 |
| 258 NORTH TEXAS STATE UNIV CURRENT FUND 752 NORTH TEXAS STATE UNIVERSITY | 477,872.35 | .00 |
| 259 SAM HOUSTON UNIV CURRENT FUND 753 SAM HOUSTON STATE UNIV | 201,977.17 | .00 |
| 260 SOUTHWEST TEXAS UNIV CURRENT FUND 754 SOUTHWEST TEXAS STATE UNIV | 248,294.66 | 4.86 |
| 261 STEPHEN F AUSTIN UNIV CURRENT FUND 755 S F AUSTIN STATE UNIV | 307,779.10 | .00 |
| 262 SUL ROSS UNIV CURRENT FUND 756 SUL ROSS STATE UNIV | 78,001.19 | .00 |
| 263 WEST TEXAS STATE UNIV CURRENT FUND 757 WEST TEXAS STATE UNIVERSITY | 164,213.42 | .00 |
| 264 MIDWESTERN UNIVERSITY CURRENT FUND 735 MIDWESTERN UNIVERSITY | 113,643.10 | .00 |
| 266 VOCATIONAL NURSE EXAMINERS FUND 511 BOARD OF VOCATIONAL NURSE EXAMINERS | 110.35 | .00 |

GROSS
DISBURSEMENTS
YEAR TO DATE

REFUND
DISBURSEMENTS
YEAR TO DATE

| | | |
|---|---------------|-----------|
| 272 BOARD OF CORRECTIONS MINERAL FUND | | |
| 696 DEPARTMENT OF CORRECTIONS | 25,684.40 | .00 |
| 273 FEDERAL HEALTH FUND | | |
| 501 DEPARTMENT OF HEALTH | 288,192.48 | 121.40 |
| 274 MOTOR VEHICLE INSPECTION FUND | | |
| 405 DEPARTMENT OF PUBLIC SAFETY | 289,641.71 | .00 |
| 275 TEXAS MARITIME ACADEMY CURRENT FUND | | |
| 718 TEXAS MARITIME ACADEMY | 761.62 | .00 |
| 408 TEXAS PARK DEVELOPMENT FUND | | |
| 802 PARKS AND WILD LIFE DEPARTMENT | 527.50 | .00 |
| 415 VETERANS LAND BOND DIV ID SER 1971 | | |
| 328 VETERANS LAND BOARD | 2,150.00 | .00 |
| CODE TOTAL | 25,191,929.30 | 33,254.07 |

017 OTHER SUPPLIES MATERIALS & OPER COSTS

| | | |
|------------------------|---------------|------------|
| 006 STATE HIGHWAY FUND | | |
| 601 HIGHWAY DEPARTMENT | 65,153,635.06 | 185,228.47 |

020 POSTAGE

| | | |
|---|------------|--------|
| 001 GENERAL REVENUE FUND | | |
| 101 SENATE | 157,200.00 | 169.74 |
| 102 HOUSE OF REPRESENTATIVES | 245,270.00 | .00 |
| 103 LEGISLATIVE COUNCIL | 3,395.30 | .00 |
| 104 LEGISLATIVE BUDGET BOARD | 548.50 | .00 |
| 105 LEGISLATIVE REFERENCE LIBRARY | 432.40 | .00 |
| 201 SUPREME COURT | 850.00 | .00 |
| 211 COURT OF CRIMINAL APPEALS | 1,150.00 | .00 |
| 212 JUDICIAL COUNCIL | 785.00 | .00 |
| 213 STATE ATTY BEFORE COURT OF CRIMINAL APPEALS | 56.00 | .00 |
| 221 COURT OF CIVIL APPEALS-FIRST DIST | 344.55 | .00 |
| 222 COURT OF CIVIL APPEALS-SECOND DIST | 300.00 | .00 |
| 223 COURT OF CIVIL APPEALS-THIRD DIST | 490.00 | .00 |
| 224 COURT OF CIVIL APPEALS-FOURTH DIST | 400.00 | .00 |
| 225 COURT OF CIVIL APPEALS-FIFTH DIST | 125.00 | .00 |
| 226 COURT OF CIVIL APPEALS-SIXTH DIST | 192.00 | .00 |
| 227 COURT OF CIVIL APPEALS-SEVENTH DIST | 400.00 | .00 |
| 228 COURT OF CIVIL APPEALS-EIGHTH DIST | 382.00 | .00 |
| 230 COURT OF CIVIL APPEALS-TENTH DIST | 343.80 | .00 |
| 231 COURT OF CIVIL APPEALS-ELEVENTH DIST | 305.25 | .00 |
| 232 COURT OF CIVIL APPEALS-TWELFTH DISTRICT | 225.00 | .00 |
| 233 COURT OF CIVIL APPEALS-THIRTEENTH DISTRICT | 550.00 | .00 |
| 234 COURT OF CIVIL APPEALS-FOURTEENTH DIST | 455.33 | .00 |
| 242 JUDICIAL QUALIFICATIONS COMMISSION | 275.00 | .00 |
| 301 GOVERNOR-EXECUTIVE | 18,074.14 | .00 |
| 302 ATTORNEY GENERAL | 14,200.10 | .00 |
| 303 BOARD OF CONTROL | 118,000.00 | .00 |
| 305 GENERAL LAND OFFICE | 33,565.00 | .00 |
| 306 LIBRARY | 9,240.00 | .00 |
| 307 SECRETARY OF STATE | 23,862.50 | .00 |
| 308 AUDITOR | 3,700.00 | .00 |

| | GROSS DISBURSEMENTS YEAR TO DATE | REFUND DISBURSEMENTS YEAR TO DATE |
|---|--|---|
| 020 POSTAGE | | |
| 001 GENERAL REVENUE FUND | | |
| 310 TREASURER | 18,800.00 | .00 |
| 312 SECURITIES BOARD | 3,276.00 | .00 |
| 318 COMMISSION FOR THE BLIND | 1,600.00 | .00 |
| 325 FIREMENS PENSION COMMISSION | 510.00 | .00 |
| 326 GOOD NEIGHBOR COMMISSION | 255.00 | .00 |
| 331 MASS TRANSPORTATION COMMISSION | 250.00 | .00 |
| 401 ADJUTANT GENERAL | 300.00 | .00 |
| 403 VETERANS AFFAIRS COMMISSION | 9,450.00 | .00 |
| 406 NATIONAL GUARD ARMORY BOARD | 800.00 | .00 |
| 407 LAW ENFORCEMENT OFFICER STANDARDS & EDUCATION | 2,198.00 | .00 |
| 408 FIRE PROTECTION PERSONNEL STANDARDS & EDUC | 390.00 | .00 |
| 452 BUREAU OF LABOR STATISTICS | 7,500.00 | .00 |
| 453 INDUSTRIAL ACCIDENT BOARD | 7,000.55 | .00 |
| 465 INDUSTRIAL COMMISSION | 4,145.00 | .00 |
| 467 BOARD OF PRIVATE DETECTIVES ETC | 570.00 | .00 |
| 501 DEPARTMENT OF HEALTH | 78,672.62 | .00 |
| 506 U OF T-MD ANDERSON HOSPITAL & TUMOR INSTITUTE | 52,000.00 | .00 |
| 509 BD OF EXAMINERS FOR HEARING AIDS | 300.00 | .00 |
| 517 COMMISSION ON ALCOHOLISM | 3,380.00 | .00 |
| 518 WATER QUALITY BOARD | 15,750.40 | .00 |
| 551 DEPARTMENT OF AGRICULTURE | 86,757.00 | .00 |
| 552 WATER RIGHTS COMMISSION | 12,382.00 | .00 |
| 554 TEXAS ANIMAL HEALTH COMMISSION | 11,550.00 | .00 |
| 556 AGRICULTURAL EXPERIMENT STATION | 2,783.17 | .00 |
| 557 VETERINARY MEDICAL DIAGNOSTIC LABORATORY | 5,000.00 | .00 |
| 579 RIO GRANDE COMPACT COMMISSION | 274.60 | .00 |
| 580 WATER DEVELOPMENT BOARD | 6,488.75 | .00 |
| 592 SOIL CONSERVATION BOARD | 1,000.00 | .00 |
| 598 CANADIAN RIVER COMMISSION | 91.00 | .00 |
| 599 PECOS RIVER COMPACT COMMISSION | 6.00 | .00 |
| 651 CORSICANA STATE HOME | 1,000.00 | 4.80 |
| 652 WACO STATE HOME | 900.00 | .00 |
| 654 BROWNWOOD STATE SCHOOL FOR GIRLS | 1,665.10 | .00 |
| 655 MENTAL HEALTH & MENTAL RETARDATION | 41,385.04 | .00 |
| 656 VERNON GERIATRIC CENTER | 3,301.51 | .00 |
| 657 AMARILLO CTR FOR HUMAN DEVELOPMENT | 1,000.00 | .00 |
| 658 BEAUMONT CTR FOR HUMAN DEVELOPMENT | 828.80 | .00 |
| 659 RIO GRANDE STATE CENTER MHMR | 2,394.00 | .00 |
| 660 DENTON STATE SCHOOL | 10,911.99 | .00 |
| 662 DALLAS MENTAL HEALTH CLINIC | 560.00 | .00 |
| 663 COMMISSION FOR INDIAN AFFAIRS | 1,240.70 | .00 |
| 664 FORT WORTH MENTAL HEALTH CLINIC | 765.02 | .00 |
| 666 EAST TEXAS STATE CHEST HOSPITAL | 2,850.00 | .00 |
| 668 RICHMOND STATE SCHOOL | 4,000.00 | 5.13 |
| 669 LUFKIN STATE SCHOOL | 3,334.68 | .00 |
| 670 CORPUS CHRISTI STATE SCHOOL | 2,503.50 | .00 |
| 671 SAN ANGELO CENTER MHMR | 610.00 | .00 |
| 672 MEXIA STATE SCHOOL | 5,000.00 | .00 |
| 673 SAN ANTONIO STATE CHEST HOSPITAL | 3,400.00 | .00 |

GROSS
DISBURSEMENTS
YEAR TO DATE

REFUND
DISBURSEMENTS
YEAR TO DATE

020 POSTAGE

001 GENERAL REVENUE FUND

| | | |
|--|-----------|-------|
| 674 KERRVILLE STATE HOSPITAL | 5,005.47 | 1.05 |
| 675 TRAVIS STATE SCHOOL | 3,027.00 | .00 |
| 676 ABILENE STATE SCHOOL | 5,205.32 | .00 |
| 677 AUSTIN STATE HOSPITAL | 18,642.65 | .00 |
| 678 AUSTIN STATE SCHOOL | 4,063.80 | .25 |
| 679 RUSK STATE HOSPITAL | 6,300.00 | .00 |
| 681 SAN ANTONIO STATE HOSPITAL | 6,788.70 | .00 |
| 682 TERRELL STATE HOSPITAL | 9,335.36 | .00 |
| 683 WICHITA FALLS STATE HOSPITAL | 10,150.00 | .00 |
| 684 HARLINGEN STATE CHEST SANATORIUM | 1,600.00 | .00 |
| 685 RESEARCH INSTITUTE OF MENTAL SCIENCES | 6,500.00 | .00 |
| 686 BIG SPRING STATE HOSPITAL | 7,000.00 | .00 |
| 687 LUBBOCK STATE SCHOOL | 2,100.00 | .00 |
| 690 WEST TEXAS CHILDRENS HOME | 754.00 | .00 |
| 691 GATESVILLE STATE SCHOOL FOR BOYS | 9,000.00 | .00 |
| 692 GAINESVILLE STATE SCHOOL FOR GIRLS | 1,200.00 | 8.50 |
| 693 CROCKETT STATE SCHOOL FOR GIRLS | 800.00 | .00 |
| 694 YOUTH COUNCIL | 6,816.00 | .00 |
| 695 MOUNT VIEW SCHOOL FOR BOYS | 2,059.00 | .00 |
| 696 DEPARTMENT OF CORRECTIONS | 19,269.80 | 2.95 |
| 697 BOARD OF PARDONS & PAROLES | 8,659.00 | .00 |
| 701 TEXAS EDUCATION AGENCY | 3,000.00 | .00 |
| 710 A & M UNIV SYSTEM ADMINISTRATION | 721.25 | .00 |
| 711 A & M UNIVERSITY MAIN UNIVERSITY | 2,035.63 | .00 |
| 714 U OF T AT ARLINGTON | 2,815.00 | .00 |
| 715 PRAIRIE VIEW A & M COLLEGE | 10,046.94 | .00 |
| 717 SOUTHERN UNIVERSITY | 1,652.10 | .00 |
| 718 TEXAS MARITIME ACADEMY | 1,555.60 | .00 |
| 719 TEXAS STATE TECHNICAL INSTITUTE | 56.00 | .00 |
| 721 UNIVERSITY OF TEXAS AT AUSTIN | 2,758.58 | .00 |
| 722 U OF T MEDICAL SCHOOL AT SAN ANTONIO | 18,530.00 | .00 |
| 725 U OF T SCHOOL OF PUBLIC HEALTH AT HOUSTON | 600.00 | .00 |
| 726 UNIV OF TEXAS POSTGRADUATE SCH OF MEDICINE | 5,450.00 | .00 |
| 729 TEXAS SOUTHWESTERN MEDICAL SCHOOL | 38,000.00 | .00 |
| 731 TEXAS WOMANS UNIVERSITY | 20,200.00 | .00 |
| 732 A & I UNIVERSITY | 1,086.00 | .00 |
| 735 MIDWESTERN UNIVERSITY | 6,000.00 | .00 |
| 739 TEXAS TECH UNIVER SCHOOL OF MEDICINE | 2,842.47 | .00 |
| 741 UT MEDICAL SCHOOL AT HOUSTON | 5,660.00 | .00 |
| 751 EAST TEXAS STATE UNIV | 35,126.06 | .00 |
| 757 WEST TEXAS STATE UNIVERSITY | 6,693.36 | .00 |
| 758 BOARD OF REGENTS STATE SENIOR COLLEGES | 640.00 | .00 |
| 781 COORDINATING BOARD COLLEGE & UNIV SYSTEM | 15,556.00 | 86.40 |
| 782 WESTERN INFORMATION NETWORK ASSOCIATION | 696.32 | .00 |
| 802 PARKS AND WILD LIFE DEPARTMENT | 39.60 | .00 |
| 808 HISTORICAL SURVEY COMMITTEE | 6,733.60 | .00 |
| 813 TEXAS FINE ARTS COMMISSION | 1,950.00 | .00 |
| 815 TEXAS TOURIST DEVELOPMENT AGENCY | 3,530.00 | .00 |
| 816 ADMIRAL NIMITZ MUSEUM | 600.00 | .00 |

| | GROSS DISBURSEMENTS YEAR TO DATE | REFUND DISBURSEMENTS YEAR TO DATE |
|---|--|---|
| 020 POSTAGE | | |
| 001 GENERAL REVENUE FUND | | |
| 906 AMERICAN BICENTENNIAL REVOLUTION COMMISSION | 100.00 | .00 |
| FUND TOTAL | 1,385,197.91 | 278.82 |
| 006 STATE HIGHWAY FUND | | |
| 405 DEPARTMENT OF PUBLIC SAFETY | 459,983.49 | .00 |
| 007 STATE BUILDING FUND | | |
| 309 BUILDING COMMISSION | 1,470.00 | .00 |
| 009 SPECIAL GAME & FISH FUND | | |
| 802 PARKS AND WILD LIFE DEPARTMENT | 82,052.44 | .00 |
| 011 AVAILABLE UNIVERSITY FUND | | |
| 721 UNIVERSITY OF TEXAS AT AUSTIN | 299,760.00 | .00 |
| 019 VITAL STATISTICS FUND | | |
| 501 DEPARTMENT OF HEALTH | 24,077.00 | .00 |
| 023 DEPARTMENT OF AGRICULTURE FUND | | |
| 551 DEPARTMENT OF AGRICULTURE | 872.00 | .00 |
| 024 PSYCHOLOGISTS LICENSING FUND | | |
| 520 BD OF EXAMINERS OF PSYCHOLOGISTS | 3,000.00 | .00 |
| 026 UNEMPLOYMENT COMPENSATION ADMIN FUND | | |
| 322 EMPLOYMENT COMMISSION | 7,500.00 | .00 |
| 029 TRAFFIC SAFETY FUND | | |
| 301 GOVERNOR-EXECUTIVE | 6.00 | .00 |
| 033 SANITARIANS REGISTRATION AND LICENSE FUND | | |
| 501 DEPARTMENT OF HEALTH | 175.00 | .00 |
| 034 OPTOMETRY FUND | | |
| 514 OPTOMETRY BOARD | 480.00 | .00 |
| 035 VETERINARY FUND | | |
| 578 BOARD OF VETERINARY EXAMINERS | 800.00 | .00 |
| 036 INSURANCE COMMISSION OPERATING FUND | | |
| 454 BOARD OF INSURANCE | 87,480.00 | 114.27 |
| 039 COMMODITY DISTRIBUTION FUND | | |
| 324 DEPARTMENT OF PUBLIC WELFARE | 14,872.43 | .00 |
| 040 BARBER EXAMINERS FUND | | |
| 502 BOARD OF BARBER EXAMINERS | 2,800.00 | .00 |
| 047 A & M UNIV AVAILABLE FUND | | |
| 711 A & M UNIVERSITY MAIN UNIVERSITY | 21.83 | .00 |
| 055 MEDICAL REGISTRATION FUND | | |
| 503 BOARD OF MEDICAL EXAMINERS | 7,180.00 | .00 |
| 056 PROFESSIONAL ENGINEERS FUND | | |
| 460 BD OF REGISTRATION FOR PROFESSIONAL ENGINEERS | 13,800.00 | .00 |
| 057 COUNTY & ROAD DISTRICT HIGHWAY FUND | | |
| 316 BOARD OF COUNTY & DISTRICT ROAD INDEBTEDNESS | 1,020.00 | .00 |
| 059 SPECIAL BOAT FUND | | |
| 802 PARKS AND WILD LIFE DEPARTMENT | 22,846.54 | .00 |
| 061 COMMISSION FOR REHABILITATION OPERATING FUND | | |
| 330 COMMISSION FOR REHABILITATION | 151,291.75 | .00 |
| 062 COMPTROLLERS OPERATING FUND | | |
| 304 COMPTROLLER OF PUBLIC ACCOUNTS | 214,100.00 | .00 |
| 063 LAND & WATER RECREATION & SAFETY FUND | | |
| 802 PARKS AND WILD LIFE DEPARTMENT | 5,718.91 | .00 |
| 064 STATE PARKS FUND | | |
| 802 PARKS AND WILD LIFE DEPARTMENT | 17,590.01 | .00 |

| | GROSS DISBURSEMENTS YEAR TO DATE | REFUND DISBURSEMENTS YEAR TO DATE |
|--|--|---|
| 069 BOARD OF LANDSCAPE ARCHITECTS FUND 468 BD OF LANDSCAPE ARCHITECTS | 20.00 | .00 |
| 070 BICENTENNIAL FUND 906 AMERICAN BICENTENNIAL REVOLUTION COMMISSION | 730.00 | .00 |
| 072 ATTORNEY GENERAL OPERATING FUND 302 ATTORNEY GENERAL | 11,000.00 | .00 |
| 075 REGISTERED PUBLIC SURVEYORS FUND 463 BOARD OF REGISTRATION FOR PUBLIC SURVEYORS | 650.00 | .00 |
| 086 DENTAL REGISTRATION FUND 504 BOARD OF DENTAL EXAMINERS | 1,500.00 | .00 |
| 088 BOARD OF COSMETOLOGISTS FUND 505 COSMETOLOGY COMMISSION | 10,700.00 | .00 |
| 094 WORKMENS COMPENSATION FUND 453 INDUSTRIAL ACCIDENT BOARD | 18,283.75 | 4.39 |
| 097 LIQUOR ACT ENFORCEMENT FUND 458 ALCOHOLIC BEVERAGE COM OPERATORS & CHAUFFEURS FUND | 31,000.00 | .00 |
| 099 405 DEPARTMENT OF PUBLIC SAFETY | 3,150.00 | .00 |
| 109 ARCHITECTS REGISTRATION FUND 459 BOARD OF ARCHITECTURAL EXAMINERS | 1,960.00 | .00 |
| 112 EDUCATION AGENCY OPERATING FUND 701 TEXAS EDUCATION AGENCY | 137,048.60 | 8.19 |
| 114 REAL ESTATE LICENSE FUND 329 REAL ESTATE COMMISSION | 17,470.00 | .00 |
| 127 FEDERAL ECONOMIC OPPORTUNITY FUND 301 GOVERNOR-EXECUTIVE | 1,151.52 | .00 |
| 129 HOSPITAL LICENSING FUND 501 DEPARTMENT OF HEALTH | 700.00 | .00 |
| 134 FEDERAL OLDER AMERICANS FUND 301 GOVERNOR-EXECUTIVE | 1,174.87 | .00 |
| 140 CHIROPRACTIC EXAMINERS FUND 508 BOARD OF CHIROPRACTIC EXAMINERS | 400.00 | .00 |
| 141 FEDERAL ADULT BLIND FUND 318 COMMISSION FOR THE BLIND | 23,380.00 | 78.38 |
| 150 AIRCRAFT FUEL TAX FUND 461 AERONAUTIC COMMISSION | 5,650.00 | .00 |
| 153 WATER QUALITY FUND 518 WATER QUALITY BOARD | 3,000.00 | .00 |
| 155 RAILROAD COMMISSION OPERATING FUND 455 RAILROAD COMMISSION | 81,000.69 | .00 |
| 156 INDUSTRIAL REVOLVING FUND 696 DEPARTMENT OF CORRECTIONS | 8,200.00 | .00 |
| 164 CONSERVATORS EXPENSE FUND 310 TREASURER | 700.00 | .00 |
| 166 WELFARE ADMINISTRATION OPERATING FUND 324 DEPARTMENT OF PUBLIC WELFARE | 854,111.55 | 719.51 |
| 219 FEDERAL HIGHER EDUCATION FUND 781 COORDINATING BOARD COLLEGE & UNIV SYSTEM | 500.00 | .00 |
| 220 BASIC SCIENCE EXAMINATION FUND 510 BOARD OF EXAMINERS IN BASIC SCIENCE | 581.00 | .00 |
| 222 DEPT PUBLIC SAFETY FEDERAL FUND 405 DEPARTMENT OF PUBLIC SAFETY | 6.30 | .00 |

| | GROSS DISBURSEMENTS YEAR TO DATE | REFUND DISBURSEMENTS YEAR TO DATE |
|--|--|---|
| 223 FEDERAL LAND AND WATER CONSERVATION FUND 802 PARKS AND WILD LIFE DEPARTMENT | 100.00 | .00 |
| 224 GOVERNORS OFFICE FEDERAL PROJECTS FUND 301 GOVERNOR-EXECUTIVE | 6,585.88 | .00 |
| 225 UNIVERSITY OF HOUSTON CURRENT FUND 730 UNIVERSITY OF HOUSTON | 61,500.00 | .00 |
| 226 PAN AMERICAN UNIV CURRENT FUND 736 PAN AMERICAN UNIVERSITY | 10,531.86 | .00 |
| 227 ANGELO STATE UNIV CURRENT FUND 737 ANGELO STATE UNIV | 8,470.00 | .00 |
| 242 A & M UNIV CURRENT FUND 711 A & M UNIVERSITY MAIN UNIVERSITY | 28,136.20 | .00 |
| 243 TARLETON COLLEGE CURRENT FUND 713 TARLETON COLLEGE | 6,364.41 | .00 |
| 244 UT AT ARLINGTON CURRENT FUND 714 U OF T AT ARLINGTON | 3,664.95 | .00 |
| 245 PRAIRIE VIEW A & M COLLEGE CURRENT FUND 715 PRAIRIE VIEW A & M COLLEGE | 12,146.50 | .00 |
| 247 TEXAS SOUTHERN UNIVERSITY CURRENT FUND 717 SOUTHERN UNIVERSITY | 13,135.98 | .00 |
| 248 UNIV OF TEXAS AT AUSTIN CURRENT FUND 721 UNIVERSITY OF TEXAS AT AUSTIN | 43,006.00 | .00 |
| 250 UT AT EL PASO CURRENT FUND 724 U OF T AT EL PASO | 22,750.00 | .00 |
| 253 TEXAS WOMANS UNIVERSITY CURRENT FUND 731 TEXAS WOMANS UNIVERSITY | 7,400.00 | .00 |
| 254 A & I UNIV CURRENT FUND 732 A & I UNIVERSITY | 25,755.00 | .00 |
| 256 LAMAR UNIVERSITY CURRENT FUND 734 LAMAR UNIVERSITY | 25,530.00 | .00 |
| 257 EAST TEXAS STATE UNIV CURRENT FUND 751 EAST TEXAS STATE UNIV | 18,072.00 | .00 |
| 260 SOUTHWEST TEXAS UNIV CURRENT FUND 754 SOUTHWEST TEXAS STATE UNIV | 30,200.00 | .00 |
| 262 SUL ROSS UNIV CURRENT FUND 756 SUL ROSS STATE UNIV | 10,434.63 | .00 |
| 263 WEST TEXAS STATE UNIV CURRENT FUND 757 WEST TEXAS STATE UNIVERSITY | 18,354.53 | .00 |
| 264 MIDWESTERN UNIVERSITY CURRENT FUND 735 MIDWESTERN UNIVERSITY | 7,316.12 | .00 |
| 266 VOCATIONAL NURSE EXAMINERS FUND 511 BOARD OF VOCATIONAL NURSE EXAMINERS | 5,000.00 | .00 |
| 273 FEDERAL HEALTH FUND 501 DEPARTMENT OF HEALTH | 123,777.01 | .00 |
| 274 MOTOR VEHICLE INSPECTION FUND 405 DEPARTMENT OF PUBLIC SAFETY | 51,688.06 | .00 |
| 275 TEXAS MARITIME ACADEMY CURRENT FUND 718 TEXAS MARITIME ACADEMY | 114.56 | .00 |
| CODE TOTAL | 4,557,968.16 | 1,203.56 |

| | GROSS DISBURSEMENTS YEAR TO DATE | REFUND DISBURSEMENTS YEAR TO DATE |
|---|--|---|
| 021 UTILITIES TELEPHONE AND TELEGRAPH | | |
| 001 GENERAL REVENUE FUND | | |
| 101 SENATE | 108,723.28 | .00 |
| 102 HOUSE OF REPRESENTATIVES | 245,340.66 | 780.81 |
| 103 LEGISLATIVE COUNCIL | 34.57 | 90.24 |
| 201 SUPREME COURT | 3.39 | .00 |
| 211 COURT OF CRIMINAL APPEALS | 4.11 | .00 |
| 222 COURT OF CIVIL APPEALS—SECOND DIST | 193.80 | .00 |
| 225 COURT OF CIVIL APPEALS—FIFTH DIST | 626.59 | .00 |
| 226 COURT OF CIVIL APPEALS—SIXTH DIST | 254.03 | .00 |
| 227 COURT OF CIVIL APPEALS—SEVENTH DIST | 659.83 | .00 |
| 228 COURT OF CIVIL APPEALS—EIGHTH DIST | 414.00 | .00 |
| 230 COURT OF CIVIL APPEALS—TENTH DIST | 796.75 | .00 |
| 231 COURT OF CIVIL APPEALS—ELEVENTH DIST | 490.97 | .00 |
| 232 COURT OF CIVIL APPEALS—TWELFTH DISTRICT | 890.03 | .00 |
| 233 COURT OF CIVIL APPEALS—THIRTEENTH DISTRICT | 112.23 | .00 |
| 301 GOVERNOR—EXECUTIVE | 19,311.49 | .00 |
| 302 ATTORNEY GENERAL | 623.90 | .00 |
| 303 BOARD OF CONTROL | 2,180,746.29 | 34,385.28 |
| 305 GENERAL LAND OFFICE | 437.29 | 23.33 |
| 306 LIBRARY | 1,237.41 | .00 |
| 307 SECRETARY OF STATE | 1,434.53 | .00 |
| 312 SECURITIES BOARD | 1,881.16 | 4.07 |
| 318 COMMISSION FOR THE BLIND | 5,945.95 | .00 |
| 326 GOOD NEIGHBOR COMMISSION | 48.85 | .00 |
| 401 ADJUTANT GENERAL | 45,512.20 | 7,956.91 |
| 403 VETERANS AFFAIRS COMMISSION | 412.77 | .00 |
| 406 NATIONAL GUARD ARMORY BOARD | 149,569.36 | .00 |
| 407 LAW ENFORCEMENT OFFICER STANDARDS & EDUCATION | 2,416.82 | 79.49 |
| 452 BUREAU OF LABOR STATISTICS | 7,074.66 | 438.02 |
| 453 INDUSTRIAL ACCIDENT BOARD | 1,619.23 | .00 |
| 465 INDUSTRIAL COMMISSION | 118.07 | .00 |
| 467 BOARD OF PRIVATE DETECTIVES ETC | 62.52 | .00 |
| 501 DEPARTMENT OF HEALTH | 143,448.12 | .00 |
| 506 U OF T-MD ANDERSON HOSPITAL & TUMOR INSTITUTE | 206,206.39 | .00 |
| 509 BD OF EXAMINERS FOR HEARING AIDS | 16.80 | .00 |
| 517 COMMISSION ON ALCOHOLISM | 24.72 | .00 |
| 518 WATER QUALITY BOARD | 8,038.02 | .00 |
| 551 DEPARTMENT OF AGRICULTURE | 54,137.84 | 17.96 |
| 552 WATER RIGHTS COMMISSION | 1,181.29 | .00 |
| 554 TEXAS ANIMAL HEALTH COMMISSION | 25.26 | 8.51 |
| 555 AGRICULTURAL EXTENSION SERVICE | 21,157.22 | .00 |
| 556 AGRICULTURAL EXPERIMENT STATION | 86,075.39 | .00 |
| 557 VETERINARY MEDICAL DIAGNOSTIC LABORATORY | 16,437.22 | .00 |
| 577 RODENT & PREDATORY ANIMAL CONTROL | 652.00 | .00 |
| 579 RIC GRANDE COMPACT COMMISSION | 1,218.00 | .00 |
| 580 WATER DEVELOPMENT BOARD | 3,491.28 | .00 |
| 592 SOIL CONSERVATION BOARD | 1,227.30 | .00 |
| 651 CORSICANA STATE HOME | 56,512.74 | .00 |
| 652 WACO STATE HOME | 37,904.59 | .00 |
| 654 BROWNWOOD STATE SCHOOL FOR GIRLS | 40,547.42 | .00 |

| | GROSS DISBURSEMENTS YEAR TO DATE | REFUND DISBURSEMENTS YEAR TO DATE |
|---|--|---|
| 021 UTILITIES TELEPHONE AND TELEGRAPH | | |
| 001 GENERAL REVENUE FUND | | |
| 655 MENTAL HEALTH & MENTAL RETARDATION | 116,968.39 | .00 |
| 656 VERNON GERIATRIC CENTER | 83,831.40 | .00 |
| 657 AMARILLO CTR FOR HUMAN DEVELOPMENT | 25,643.80 | .00 |
| 658 BEAUMONT CTR FOR HUMAN DEVELOPMENT | 18,733.45 | .00 |
| 659 RIO GRANDE STATE CENTER MHRM | 36,488.80 | .00 |
| 660 DENTON STATE SCHOOL | 150,443.53 | .00 |
| 662 DALLAS MENTAL HEALTH CLINIC | 6,059.13 | .00 |
| 663 COMMISSION FOR INDIAN AFFAIRS | 10,675.39 | .00 |
| 664 FORT WORTH MENTAL HEALTH CLINIC | 5,690.65 | .00 |
| 666 EAST TEXAS STATE CHEST HOSPITAL | 71,085.99 | .00 |
| 668 RICHMOND STATE SCHOOL | 122,697.90 | 200.17 |
| 669 LUFKIN STATE SCHOOL | 86,069.81 | .00 |
| 670 CORPUS CHRISTI STATE SCHOOL | 69,369.13 | .00 |
| 671 SAN ANGELO CENTER MHRM | 69,185.73 | .00 |
| 672 MEXIA STATE SCHOOL | 164,542.79 | .00 |
| 673 SAN ANTONIO STATE CHEST HOSPITAL | 95,793.16 | 10.50 |
| 674 KERRVILLE STATE HOSPITAL | 117,995.17 | 54.12 |
| 675 TRAVIS STATE SCHOOL | 123,051.29 | 7.49 |
| 676 ABILENE STATE SCHOOL | 179,436.01 | .00 |
| 677 AUSTIN STATE HOSPITAL | 262,948.68 | .00 |
| 678 AUSTIN STATE SCHOOL | 173,137.80 | 258.27 |
| 679 RUSK STATE HOSPITAL | 133,169.49 | .00 |
| 681 SAN ANTONIO STATE HOSPITAL | 166,636.24 | 27.32 |
| 682 TERRELL STATE HOSPITAL | 242,950.51 | .00 |
| 683 WICHITA FALLS STATE HOSPITAL | 181,820.74 | .00 |
| 684 HARLINGEN STATE CHEST SANATORIUM | 64,324.05 | .00 |
| 685 RESEARCH INSTITUTE OF MENTAL SCIENCES | 110,474.59 | 344.65 |
| 686 BIG SPRING STATE HOSPITAL | 92,609.52 | .00 |
| 687 LUBBOCK STATE SCHOOL | 68,178.34 | .00 |
| 690 WEST TEXAS CHILDRENS HOME | 44,004.22 | .00 |
| 691 GATESVILLE STATE SCHOOL FOR BOYS | 107,239.86 | .00 |
| 692 GAINESVILLE STATE SCHOOL FOR GIRLS | 42,554.88 | .00 |
| 693 CROCKETT STATE SCHOOL FOR GIRLS | 23,200.21 | .00 |
| 694 YOUTH COUNCIL | 27,093.25 | 14.50 |
| 695 MOUNT VIEW SCHOOL FOR BOYS | 34,537.75 | .00 |
| 696 DEPARTMENT OF CORRECTIONS | 1,187,506.31 | 1,123.58 |
| 697 BOARD OF PARDONS & PAROLES | 10,865.74 | 9.73 |
| 701 TEXAS EDUCATION AGENCY | 110,716.90 | .00 |
| 710 A & M UNIV SYSTEM ADMINISTRATION | 5,199.96 | .00 |
| 711 A & M UNIVERSITY MAIN UNIVERSITY | 138,973.07 | .00 |
| 712 ENGINEERING EXPERIMENT STATION & TRANSPR INST | 6,231.90 | .00 |
| 713 TARLETON COLLEGE | 48,252.56 | .00 |
| 714 U OF T AT ARLINGTON | 314,871.07 | .00 |
| 715 PRAIRIE VIEW A & M COLLEGE | 153,504.78 | 600.63 |
| 717 SOUTHERN UNIVERSITY | 36,991.58 | .00 |
| 718 TEXAS MARITIME ACADEMY | 27,887.64 | .00 |
| 719 TEXAS STATE TECHNICAL INSTITUTE | 10,279.65 | 104.29 |
| 721 UNIVERSITY OF TEXAS AT AUSTIN | 1,951,680.55 | .00 |
| 722 U OF T MEDICAL SCHOOL AT SAN ANTONIO | 426,085.74 | .00 |

GROSS
DISBURSEMENTS
YEAR TO DATE

REFUND
DISBURSEMENTS
YEAR TO DATE

| | GROSS DISBURSEMENTS YEAR TO DATE | REFUND DISBURSEMENTS YEAR TO DATE |
|---|----------------------------------|-----------------------------------|
| 021 UTILITIES TELEPHONE AND TELEGRAPH | | |
| 001 GENERAL REVENUE FUND | | |
| 725 U OF T SCHOOL OF PUBLIC HEALTH AT HOUSTON | 26,022.37 | .00 |
| 726 UNIV OF TEXAS POSTGRADUATE SCH OF MEDICINE | 11,948.51 | .00 |
| 728 U OF T DENTAL SCHOOL AT HOUSTON | 39,805.12 | .00 |
| 729 TEXAS SOUTHWESTERN MEDICAL SCHOOL | 340,238.87 | .00 |
| 731 TEXAS WOMANS UNIVERSITY | 335,703.82 | .00 |
| 732 A & I UNIVERSITY | 212,237.15 | .00 |
| 733 TEXAS TECHNOLOGICAL UNIV | 1,364,835.08 | .00 |
| 734 LAMAR UNIVERSITY | 286,907.89 | .00 |
| 735 MIDWESTERN UNIVERSITY | 34,000.00 | .00 |
| 736 PAN AMERICAN UNIVERSITY | 283,396.35 | .00 |
| 737 ANGELO STATE UNIV | 43,273.16 | .00 |
| 739 TEXAS TECH UNIVER SCHOOL OF MEDICINE | 1.10 | .00 |
| 740 UT DENTAL BR AT SAN ANTONIO | 39,871.13 | .00 |
| 741 UT MEDICAL SCHOOL AT HOUSTON | 15,932.21 | .00 |
| 751 EAST TEXAS STATE UNIV | 170,520.79 | .00 |
| 752 NORTH TEXAS STATE UNIVERSITY | 151.62 | .00 |
| 753 SAM HOUSTON STATE UNIV | 311,999.23 | .00 |
| 754 SOUTHWEST TEXAS STATE UNIV | 270,470.98 | .00 |
| 755 S F AUSTIN STATE UNIV | 1,307.05 | .00 |
| 756 SUL ROSS STATE UNIV | 127,996.64 | .00 |
| 757 WEST TEXAS STATE UNIVERSITY | 99,087.19 | .00 |
| 781 COORDINATING BOARD COLLEGE & UNIV SYSTEM | 8.40 | .00 |
| 782 WESTERN INFORMATION NETWORK ASSOCIATION | 1,459.80 | .00 |
| 802 PARKS AND WILD LIFE DEPARTMENT | 189,846.24 | 74.94 |
| 808 HISTORICAL SURVEY COMMITTEE | 646.30 | .00 |
| 813 TEXAS FINE ARTS COMMISSION | 4,958.11 | .00 |
| 815 TEXAS TOURIST DEVELOPMENT AGENCY | 157.39 | .00 |
| 816 ADMIRAL NIMITZ MUSEUM | 1,337.93 | .00 |
| 904 NATURAL FIBERS & FOOD PROTEIN COMMITTEE | 1,074.96 | .00 |
| 906 AMERICAN BICENTENNIAL REVOLUTION COMMISSION | 288.67 | .00 |
| FUND TOTAL | 15,428,671.50 | 46,614.81 |
| 006 STATE HIGHWAY FUND | | |
| 405 DEPARTMENT OF PUBLIC SAFETY | 395,115.63 | .00 |
| 007 STATE BUILDING FUND | | |
| 309 BUILDING COMMISSION | 1,063.20 | .00 |
| 009 SPECIAL GAME & FISH FUND | | |
| 802 PARKS AND WILD LIFE DEPARTMENT | 136,734.99 | .00 |
| 011 AVAILABLE UNIVERSITY FUND | | |
| 721 UNIVERSITY OF TEXAS AT AUSTIN | 481,930.38 | .00 |
| 019 VITAL STATISTICS FUND | | |
| 501 DEPARTMENT OF HEALTH | 11,952.44 | .00 |
| 023 DEPARTMENT OF AGRICULTURE FUND | | |
| 551 DEPARTMENT OF AGRICULTURE | 7,827.77 | .00 |
| 024 PSYCHOLOGISTS LICENSING FUND | | |
| 520 BD OF EXAMINERS OF PSYCHOLOGISTS | 1,423.32 | .00 |
| 026 UNEMPLOYMENT COMPENSATION ADMIN FUND | | |
| 322 EMPLOYMENT COMMISSION | 749,365.51 | 760.66 |
| 033 SANITARIANS REGISTRATION AND LICENSE FUND | | |
| 501 DEPARTMENT OF HEALTH | 82.75 | .00 |

| | GROSS DISBURSEMENTS YEAR TO DATE | REFUND DISBURSEMENTS YEAR TO DATE |
|--|--|---|
| 034 OPTOMETRY FUND | | |
| 514 OPTOMETRY BOARD | 3,039.98 | .00 |
| 035 VETERINARY FUND | | |
| 578 BOARD OF VETERINARY EXAMINERS | 851.44 | .00 |
| 036 INSURANCE COMMISSION OPERATING FUND | | |
| 454 BOARD OF INSURANCE | 6,544.72 | .00 |
| 039 COMMODITY DISTRIBUTION FUND | | |
| 324 DEPARTMENT OF PUBLIC WELFARE | 44,526.57 | 3.40 |
| 047 A & M UNIV AVAILABLE FUND | | |
| 711 A & M UNIVERSITY MAIN UNIVERSITY | 12,008.45 | .00 |
| 055 MEDICAL REGISTRATION FUND | | |
| 503 BOARD OF MEDICAL EXAMINERS | 3,236.27 | .00 |
| 058 FEED CONTROL FUND | | |
| 556 AGRICULTURAL EXPERIMENT STATION | 5,200.62 | .00 |
| 059 SPECIAL BOAT FUND | | |
| 802 PARKS AND WILD LIFE DEPARTMENT | 286.89 | .00 |
| 061 COMMISSION FOR REHABILITATION OPERATING FUND | | |
| 330 COMMISSION FOR REHABILITATION | 286,410.59 | 12.58 |
| 062 COMPTROLLERS OPERATING FUND | | |
| 304 COMPTROLLER OF PUBLIC ACCOUNTS | 61,112.54 | .00 |
| 063 LAND & WATER RECREATION & SAFETY FUND | | |
| 802 PARKS AND WILD LIFE DEPARTMENT | 12,686.37 | .00 |
| 064 STATE PARKS FUND | | |
| 802 PARKS AND WILD LIFE DEPARTMENT | 41,866.91 | 60.92 |
| 070 BICENTENNIAL FUND | | |
| 906 AMERICAN BICENTENNIAL REVOLUTION COMMISSION | 2,975.59 | .00 |
| 072 ATTORNEY GENERAL OPERATING FUND | | |
| 302 ATTORNEY GENERAL | 1,436.58 | .00 |
| 083 DONATED COMMODITY DISTRIBUTION FUND | | |
| 324 DEPARTMENT OF PUBLIC WELFARE | 39.63 | .00 |
| 088 BOARD OF COSMETOLOGISTS FUND | | |
| 505 COSMETOLOGY COMMISSION | 8.55 | .00 |
| 094 WORKMENS COMPENSATION FUND | | |
| 453 INDUSTRIAL ACCIDENT BOARD | 4,549.62 | .00 |
| 097 LIQUOR ACT ENFORCEMENT FUND | | |
| 458 ALCOHOLIC BEVERAGE COM | 31,476.61 | .00 |
| 099 OPERATORS & CHAUFFEURS FUND | | |
| 405 DEPARTMENT OF PUBLIC SAFETY | 19,833.08 | .00 |
| 102 AIR CONTROL BOARD SPECIAL FUND | | |
| 519 AIR CONTROL BOARD | 17.25 | .00 |
| 112 EDUCATION AGENCY OPERATING FUND | | |
| 701 TEXAS EDUCATION AGENCY | 25,128.79 | 39.64 |
| 114 REAL ESTATE LICENSE FUND | | |
| 329 REAL ESTATE COMMISSION | 4,029.76 | 20.86 |
| 118 FEDERAL PUBLIC LIBRARY SERVICE FUND | | |
| 306 LIBRARY | 34,120.40 | 12.60 |
| 127 FEDERAL ECONOMIC OPPORTUNITY FUND | | |
| 301 GOVERNOR-EXECUTIVE | 905.27 | 7.04 |
| 129 HOSPITAL LICENSING FUND | | |
| 501 DEPARTMENT OF HEALTH | 1,000.00 | .00 |
| 140 CHIROPRACTIC EXAMINERS FUND | | |
| 508 BOARD OF CHIROPRACTIC EXAMINERS | 912.42 | .00 |

GROSS
DISBURSEMENTS
YEAR TO DATEREFUND
DISBURSEMENTS
YEAR TO DATE

| | GROSS DISBURSEMENTS YEAR TO DATE | REFUND DISBURSEMENTS YEAR TO DATE |
|--|--|---|
| 141 FEDERAL ADULT BLIND FUND 318 COMMISSION FOR THE BLIND | 46,600.38 | 23.70 |
| 150 AIRCRAFT FUEL TAX FUND 461 AERONAUTIC COMMISSION | 53.58 | .00 |
| 153 WATER QUALITY FUND 518 WATER QUALITY BOARD | 1,998.68 | .00 |
| 155 RAILROAD COMMISSION OPERATING FUND 455 RAILROAD COMMISSION | 19,134.00 | 11.75 |
| 156 INDUSTRIAL REVOLVING FUND 696 DEPARTMENT OF CORRECTIONS | 9,766.08 | .84 |
| 158 WATER RIGHTS ADMINISTRATION FUND 552 WATER RIGHTS COMMISSION | 358.64 | .00 |
| 166 WELFARE ADMINISTRATION OPERATING FUND 324 DEPARTMENT OF PUBLIC WELFARE | 350,371.96 | 893.32 |
| 222 DEPT PUBLIC SAFETY FEDERAL FUND 405 DEPARTMENT OF PUBLIC SAFETY | 15,124.38 | .00 |
| 224 GOVERNORS OFFICE FEDERAL PROJECTS FUND 301 GOVERNOR-EXECUTIVE | 20,604.38 | .00 |
| 225 UNIVERSITY OF HOUSTON CURRENT FUND 730 UNIVERSITY OF HOUSTON | 830,293.32 | .00 |
| 226 PAN AMERICAN UNIV CURRENT FUND 736 PAN AMERICAN UNIVERSITY | 114,372.83 | .00 |
| 227 ANGELO STATE UNIV CURRENT FUND 737 ANGELO STATE UNIV | 98,750.23 | .00 |
| 234 A & M UNIVERSITY SYSTEM CURRENT FUND 710 A & M UNIV SYSTEM ADMINISTRATION | 261.80- | .00 |
| 237 TEXAS STATE TECHNICAL INSTITUTE FUND 719 TEXAS STATE TECHNICAL INSTITUTE | 183,941.98 | .00 |
| 242 A & M UNIV CURRENT FUND 711 A & M UNIVERSITY MAIN UNIVERSITY | 788,168.62 | 1.47 |
| 243 TARLETON COLLEGE CURRENT FUND 713 TARLETON COLLEGE | 75,470.61 | .00 |
| 244 UT AT ARLINGTON CURRENT FUND 714 U OF T AT ARLINGTON | 174,036.53 | .00 |
| 245 PRAIRIE VIEW A & M COLLEGE CURRENT FUND 715 PRAIRIE VIEW A & M COLLEGE | 25,687.75 | .00 |
| 247 TEXAS SOUTHERN UNIVERSITY CURRENT FUND 717 SOUTHERN UNIVERSITY | 253,596.04 | .00 |
| 248 UNIV OF TEXAS AT AUSTIN CURRENT FUND 721 UNIVERSITY OF TEXAS AT AUSTIN | 19,058.42 | .00 |
| 250 UT AT EL PASO CURRENT FUND 724 U OF T AT EL PASO | 502,825.45 | .00 |
| 253 TEXAS WOMANS UNIVERSITY CURRENT FUND 731 TEXAS WOMANS UNIVERSITY | 154,175.94 | .00 |
| 254 A & I UNIV CURRENT FUND 732 A & I UNIVERSITY | 43,232.86 | .00 |
| 255 TEXAS TECHNOLOGICAL UNIV CURRENT FUND 733 TEXAS TECHNOLOGICAL UNIV | 535,217.91 | .00 |
| 256 LAMAR UNIVERSITY CURRENT FUND 734 LAMAR UNIVERSITY | 144,306.84 | .00 |
| 257 EAST TEXAS STATE UNIV CURRENT FUND 751 EAST TEXAS STATE UNIV | 184,371.63 | .00 |

| | GROSS DISBURSEMENTS YEAR TO DATE | REFUND DISBURSEMENTS YEAR TO DATE |
|---|--|---|
| 258 NORTH TEXAS STATE UNIV CURRENT FUND | | |
| 752 NORTH TEXAS STATE UNIVERSITY | 406,889.69 | .00 |
| 259 SAM HOUSTON UNIV CURRENT FUND | | |
| 753 SAM HOUSTON STATE UNIV | 3,046.28 | .00 |
| 260 SOUTHWEST TEXAS UNIV CURRENT FUND | | |
| 754 SOUTHWEST TEXAS STATE UNIV | 93,820.77 | .00 |
| 261 STEPHEN F AUSTIN UNIV CURRENT FUND | | |
| 755 S F AUSTIN STATE UNIV | 452,760.69 | .00 |
| 262 SUL ROSS UNIV CURRENT FUND | | |
| 756 SUL ROSS STATE UNIV | 46,967.71 | .00 |
| 263 WEST TEXAS STATE UNIV CURRENT FUND | | |
| 757 WEST TEXAS STATE UNIVERSITY | 316,135.89 | .00 |
| 264 MIDWESTERN UNIVERSITY CURRENT FUND | | |
| 735 MIDWESTERN UNIVERSITY | 156,052.01 | .00 |
| 265 NATIONAL GUARD ARMORY BOARD MINERAL FUND | | |
| 406 NATIONAL GUARD ARMORY BOARD | 4,190.22 | .00 |
| 266 VOCATIONAL NURSE EXAMINERS FUND | | |
| 511 BOARD OF VOCATIONAL NURSE EXAMINERS | 3.21 | .00 |
| 273 FEDERAL HEALTH FUND | | |
| 501 DEPARTMENT OF HEALTH | 163,536.37 | 28.27 |
| 274 MOTOR VEHICLE INSPECTION FUND | | |
| 405 DEPARTMENT OF PUBLIC SAFETY | 201,870.34 | 1,040.80 |
| 275 TEXAS MARITIME ACADEMY CURRENT FUND | | |
| 718 TEXAS MARITIME ACADEMY | 6,255.44 | .00 |
| CODE TOTAL | 24,261,158.25 | 49,532.66 |
| 022 TRANSPORTATION OF THINGS | | |
| 001 GENERAL REVENUE FUND | | |
| 101 SENATE | 5,755.75 | .00 |
| 102 HOUSE OF REPRESENTATIVES | 334.09 | .00 |
| 103 LEGISLATIVE COUNCIL | 60.00 | .00 |
| 104 LEGISLATIVE BUDGET BOARD | 188.35 | .00 |
| 105 LEGISLATIVE REFERENCE LIBRARY | 2,664.43 | .00 |
| 201 SUPREME COURT | 4.05 | .00 |
| 211 COURT OF CRIMINAL APPEALS | 5.00 | .00 |
| 212 JUDICIAL COUNCIL | 2.20 | .00 |
| 223 COURT OF CIVIL APPEALS-THIRD DIST | 12.35 | .00 |
| 301 GOVERNOR-EXECUTIVE | 2,339.33 | .00 |
| 302 ATTORNEY GENERAL | 71.69 | .00 |
| 303 BOARD OF CONTROL | 2,193.58 | .00 |
| 305 GENERAL LAND OFFICE | 10.20 | .00 |
| 306 LIBRARY | 10.00 | .00 |
| 307 SECRETARY OF STATE | 6,919.03 | .00 |
| 310 TREASURER | 883.60 | .00 |
| 312 SECURITIES BOARD | 17.00 | .00 |
| 318 COMMISSION FOR THE BLIND | 404.54 | .00 |
| 401 ADJUTANT GENERAL | 12.78 | .00 |
| 407 LAW ENFORCEMENT OFFICER STANDARDS & EDUCATION | 402.75 | .00 |
| 452 BUREAU OF LABOR STATISTICS | 233.75 | .00 |
| 453 INDUSTRIAL ACCIDENT BOARD | 6,713.10 | .00 |

GROSS
DISBURSEMENTS
YEAR TO DATE

REFUND
DISBURSEMENTS
YEAR TO DATE

022 TRANSPORTATION OF THINGS

001 GENERAL REVENUE FUND

| | | |
|---|-----------|--------|
| 465 INDUSTRIAL COMMISSION | 139.93 | .00 |
| 501 DEPARTMENT OF HEALTH | 14,715.31 | .00 |
| 506 U OF T-MD ANDERSON HOSPITAL & TUMOR INSTITUTE | 448.00 | .00 |
| 517 COMMISSION ON ALCOHOLISM | 190.94 | .00 |
| 518 WATER QUALITY BOARD | 62.30 | .00 |
| 551 DEPARTMENT OF AGRICULTURE | 4,552.97 | .00 |
| 552 WATER RIGHTS COMMISSION | 76.28 | .00 |
| 554 TEXAS ANIMAL HEALTH COMMISSION | 92.14 | .00 |
| 556 AGRICULTURAL EXPERIMENT STATION | 2,129.04 | .00 |
| 557 VETERINARY MEDICAL DIAGNOSTIC LABORATORY | 4.20 | .00 |
| 579 RIO GRANDE COMPACT COMMISSION | 6.00 | .00 |
| 580 WATER DEVELOPMENT BOARD | 2,395.95 | .00 |
| 651 CORSICANA STATE HOME | 4.10 | .00 |
| 652 WACO STATE HOME | 2.70 | .00 |
| 654 BROWNWOOD STATE SCHOOL FOR GIRLS | 4.75 | .00 |
| 655 MENTAL HEALTH & MENTAL RETARDATION | 10,595.68 | .00 |
| 656 VERNON GERIATRIC CENTER | 160.03 | .00 |
| 657 AMARILLO CTR FOR HUMAN DEVELOPMENT | 31.30 | .00 |
| 658 BEAUMONT CTR FOR HUMAN DEVELOPMENT | 71.50 | .00 |
| 659 RIO GRANDE STATE CENTER MHR | 264.11 | .00 |
| 660 DENTON STATE SCHOOL | 1,362.31 | .00 |
| 662 DALLAS MENTAL HEALTH CLINIC | 10.25 | .00 |
| 663 COMMISSION FOR INDIAN AFFAIRS | 6.00 | .00 |
| 664 FORT WORTH MENTAL HEALTH CLINIC | 8.15 | .00 |
| 666 EAST TEXAS STATE CHEST HOSPITAL | 262.65 | .00 |
| 668 RICHMOND STATE SCHOOL | 181.56 | .00 |
| 669 LUFKIN STATE SCHOOL | 778.87 | 108.40 |
| 670 CORPUS CHRISTI STATE SCHOOL | 2,797.06 | .00 |
| 671 SAN ANGELO CENTER MHR | 153.52 | .00 |
| 672 MEXIA STATE SCHOOL | 118.04 | .00 |
| 673 SAN ANTONIO STATE CHEST HOSPITAL | 21.00 | .00 |
| 674 KERRVILLE STATE HOSPITAL | 51.75 | .00 |
| 675 TRAVIS STATE SCHOOL | 89.46 | .00 |
| 676 ABILENE STATE SCHOOL | 314.69 | .00 |
| 677 AUSTIN STATE HOSPITAL | 2,037.28 | .00 |
| 678 AUSTIN STATE SCHOOL | 779.16 | .00 |
| 679 RUSK STATE HOSPITAL | 175.43 | .00 |
| 681 SAN ANTONIO STATE HOSPITAL | 294.65 | .00 |
| 682 TERRELL STATE HOSPITAL | 552.58 | .00 |
| 683 WICHITA FALLS STATE HOSPITAL | 1,081.91 | .00 |
| 684 HARLINGEN STATE CHEST SANATORIUM | 166.97 | .00 |
| 685 RESEARCH INSTITUTE OF MENTAL SCIENCES | 500.95 | .00 |
| 686 BIG SPRING STATE HOSPITAL | 221.12 | .00 |
| 687 LUBBOCK STATE SCHOOL | 102.30 | .00 |
| 690 WEST TEXAS CHILDRENS HOME | 30.30 | .00 |
| 691 GATESVILLE STATE SCHOOL FOR BOYS | 258.49 | .00 |
| 692 GAINESVILLE STATE SCHOOL FOR GIRLS | 173.92 | .00 |
| 694 YOUTH COUNCIL | 224.50 | .00 |
| 695 MOUNT VIEW SCHOOL FOR BOYS | 42.78 | .00 |

| | GROSS DISBURSEMENTS YEAR TO DATE | REFUND DISBURSEMENTS YEAR TO DATE |
|--|--|---|
| 022 TRANSPORTATION OF THINGS | | |
| 001 GENERAL REVENUE FUND | | |
| 696 DEPARTMENT OF CORRECTIONS | 5,711.71 | 460.52 |
| 697 BOARD OF PARDONS & PAROLES | 505.22 | .00 |
| 701 TEXAS EDUCATION AGENCY | 3.50 | .00 |
| 710 A & M UNIV SYSTEM ADMINISTRATION | 22.72 | .00 |
| 711 A & M UNIVERSITY MAIN UNIVERSITY | 4,325.57 | .00 |
| 714 U OF T AT ARLINGTON | 919.39 | .00 |
| 715 PRAIRIE VIEW A & M COLLEGE | 3,145.63 | .00 |
| 717 SOUTHERN UNIVERSITY | 701.48 | .00 |
| 718 TEXAS MARITIME ACADEMY | 210.00 | .00 |
| 719 TEXAS STATE TECHNICAL INSTITUTE | 1,112.51 | .00 |
| 721 UNIVERSITY OF TEXAS AT AUSTIN | 1,982.13 | .00 |
| 722 U OF T MEDICAL SCHOOL AT SAN ANTONIO | 1,942.07 | .00 |
| 728 U OF T DENTAL SCHOOL AT HOUSTON | 156.60 | .00 |
| 729 TEXAS SOUTHWESTERN MEDICAL SCHOOL | 1,172.17 | .00 |
| 732 A & I UNIVERSITY | 805.30 | .00 |
| 733 TEXAS TECHNOLOGICAL UNIV | 2,202.81 | .00 |
| 739 TEXAS TECH UNIVER SCHOOL OF MEDICINE | 1,982.68 | .00 |
| 740 UT DENTAL BR AT SAN ANTONIO | 566.63 | .00 |
| 741 UT MEDICAL SCHOOL AT HOUSTON | 729.47 | .00 |
| 751 EAST TEXAS STATE UNIV | 844.14 | .00 |
| 752 NORTH TEXAS STATE UNIVERSITY | 35.21 | .00 |
| 753 SAM HOUSTON STATE UNIV | 48.36 | .00 |
| 756 SUL ROSS STATE UNIV | 373.76 | .00 |
| 757 WEST TEXAS STATE UNIVERSITY | 847.33 | .00 |
| 761 COORDINATING BOARD COLLEGE & UNIV SYSTEM | 670.89 | .00 |
| 782 WESTERN INFORMATION NETWORK ASSOCIATION | 15.60 | .00 |
| 802 PARKS AND WILD LIFE DEPARTMENT | 639.41 | .00 |
| 808 HISTORICAL SURVEY COMMITTEE | 51.95 | .00 |
| 813 TEXAS FINE ARTS COMMISSION | 103.28 | .00 |
| 815 TEXAS TOURIST DEVELOPMENT AGENCY | 2,492.75 | .00 |
| 816 ADMIRAL NIMITZ MUSEUM | 4,304.95 | .00 |
| FUND TOTAL | 116,607.67 | 568.92 |
| 006 STATE HIGHWAY FUND | | |
| 405 DEPARTMENT OF PUBLIC SAFETY | 5,592.41 | .00 |
| 007 STATE BUILDING FUND | | |
| 309 BUILDING COMMISSION | 11.22 | .00 |
| 009 SPECIAL GAME & FISH FUND | | |
| 802 PARKS AND WILD LIFE DEPARTMENT | 4,630.98 | .00 |
| 011 AVAILABLE UNIVERSITY FUND | | |
| 721 UNIVERSITY OF TEXAS AT AUSTIN | 19,342.67 | .00 |
| 019 VITAL STATISTICS FUND | | |
| 501 DEPARTMENT OF HEALTH | 100.00 | .00 |
| 023 DEPARTMENT OF AGRICULTURE FUND | | |
| 551 DEPARTMENT OF AGRICULTURE | 2,495.36 | .00 |
| 026 UNEMPLOYMENT COMPENSATION ADMIN FUND | | |
| 322 EMPLOYMENT COMMISSION | 29,868.62 | .00 |
| 029 TRAFFIC SAFETY FUND | | |
| 301 GOVERNOR-EXECUTIVE | 87.50 | .00 |
| 036 INSURANCE COMMISSION OPERATING FUND | | |
| 454 BOARD OF INSURANCE | 2,270.57 | .00 |

| | GROSS DISBURSEMENTS YEAR TO DATE | REFUND DISBURSEMENTS YEAR TO DATE |
|---|--|---|
| 039 COMMODITY DISTRIBUTION FUND 324 DEPARTMENT OF PUBLIC WELFARE | 182,971.72 | .00 |
| 040 BARBER EXAMINERS FUND 502 BOARD OF BARBER EXAMINERS | 3.50 | .00 |
| 047 A & M UNIV AVAILABLE FUND 711 A & M UNIVERSITY MAIN UNIVERSITY | 703.01 | .00 |
| 056 PROFESSIONAL ENGINEERS FUND 460 BD OF REGISTRATION FOR PROFESSIONAL ENGINEERS | 2,958.23 | .00 |
| 058 FEED CONTROL FUND 556 AGRICULTURAL EXPERIMENT STATION | 11.24 | .00 |
| 059 SPECIAL BOAT FUND 802 PARKS AND WILD LIFE DEPARTMENT | 37.29 | .00 |
| 061 COMMISSION FOR REHABILITATION OPERATING FUND 330 COMMISSION FOR REHABILITATION | 29,830.78 | 200.86 |
| 062 COMPTROLLERS OPERATING FUND 304 COMPTROLLER OF PUBLIC ACCOUNTS | 6,052.49 | .00 |
| 063 LAND & WATER RECREATION & SAFETY FUND 802 PARKS AND WILD LIFE DEPARTMENT | 238.74 | .00 |
| 064 STATE PARKS FUND 802 PARKS AND WILD LIFE DEPARTMENT | 2,317.81 | .00 |
| 069 BOARD OF LANDSCAPE ARCHITECTS FUND 468 BD OF LANDSCAPE ARCHITECTS | 10.00 | .00 |
| 070 BICENTENNIAL FUND 906 AMERICAN BICENTENNIAL REVOLUTION COMMISSION | 8.50 | .00 |
| 072 ATTORNEY GENERAL OPERATING FUND 302 ATTORNEY GENERAL | 463.51 | .00 |
| 083 DONATED COMMODITY DISTRIBUTION FUND 324 DEPARTMENT OF PUBLIC WELFARE | 10.00 | .00 |
| 094 WORKMENS COMPENSATION FUND 453 INDUSTRIAL ACCIDENT BOARD | 1,081.75 | .00 |
| 097 LIQUOR ACT ENFORCEMENT FUND 458 ALCOHOLIC BEVERAGE COM | 762.60 | .00 |
| 099 OPERATORS & CHAUFFEURS FUND 405 DEPARTMENT OF PUBLIC SAFETY | 12,505.83 | .00 |
| 102 AIR CONTROL BOARD SPECIAL FUND 519 AIR CONTROL BOARD | 5.25 | .00 |
| 109 ARCHITECTS REGISTRATION FUND 459 BOARD OF ARCHITECTURAL EXAMINERS | 180.00 | .00 |
| 112 EDUCATION AGENCY OPERATING FUND 701 TEXAS EDUCATION AGENCY | 6,930.37 | .00 |
| 118 FEDERAL PUBLIC LIBRARY SERVICE FUND 306 LIBRARY | 486.83 | .00 |
| 127 FEDERAL ECONOMIC OPPORTUNITY FUND 301 GOVERNOR-EXECUTIVE | 231.00 | .00 |
| 129 HOSPITAL LICENSING FUND 501 DEPARTMENT OF HEALTH | 10.00 | .00 |
| 134 FEDERAL OLDER AMERICANS FUND 301 GOVERNOR-EXECUTIVE | 261.30 | .00 |
| 141 FEDERAL ADULT BLIND FUND 318 COMMISSION FOR THE BLIND | 2,061.76 | .00 |
| 150 AIRCRAFT FUEL TAX FUND 461 AERONAUTIC COMMISSION | 1,117.47 | .00 |

| | GROSS DISBURSEMENTS YEAR TO DATE | REFUND DISBURSEMENTS YEAR TO DATE |
|--|--|---|
| 153 WATER QUALITY FUND | | |
| 518 WATER QUALITY BOARD | 250.10 | .00 |
| 155 RAILROAD COMMISSION OPERATING FUND | | |
| 455 RAILROAD COMMISSION | 8,138.41 | .00 |
| 156 INDUSTRIAL REVOLVING FUND | | |
| 696 DEPARTMENT OF CORRECTIONS | 34,949.31 | 57.40 |
| 166 WELFARE ADMINISTRATION OPERATING FUND | | |
| 324 DEPARTMENT OF PUBLIC WELFARE | 25,955.98 | 3.20 |
| 220 BASIC SCIENCE EXAMINATION FUND | | |
| 510 BOARD OF EXAMINERS IN BASIC SCIENCE | 30.75 | .00 |
| 223 FEDERAL LAND AND WATER CONSERVATION FUND | | |
| 802 PARKS AND WILD LIFE DEPARTMENT | 250.00 | .00 |
| 224 GOVERNORS OFFICE FEDERAL PROJECTS FUND | | |
| 301 GOVERNOR-EXECUTIVE | 121.25 | .00 |
| 225 UNIVERSITY OF HOUSTON CURRENT FUND | | |
| 730 UNIVERSITY OF HOUSTON | 4,008.73 | .00 |
| 226 PAN AMERICAN UNIV CURRENT FUND | | |
| 736 PAN AMERICAN UNIVERSITY | 1,054.39 | .00 |
| 227 ANGELO STATE UNIV CURRENT FUND | | |
| 737 ANGELO STATE UNIV | 1,199.73 | .00 |
| 237 TEXAS STATE TECHNICAL INSTITUTE FUND | | |
| 719 TEXAS STATE TECHNICAL INSTITUTE | 17.50 | .00 |
| 242 A & M UNIV CURRENT FUND | | |
| 711 A & M UNIVERSITY MAIN UNIVERSITY | 1,669.68 | .00 |
| 244 UT AT ARLINGTON CURRENT FUND | | |
| 714 U OF T AT ARLINGTON | 2,014.94 | .00 |
| 245 PRAIRIE VIEW A & M COLLEGE CURRENT FUND | | |
| 715 PRAIRIE VIEW A & M COLLEGE | 706.63 | .00 |
| 247 TEXAS SOUTHERN UNIVERSITY CURRENT FUND | | |
| 717 SOUTHERN UNIVERSITY | 106.35 | .00 |
| 248 UNIV OF TEXAS AT AUSTIN CURRENT FUND | | |
| 721 UNIVERSITY OF TEXAS AT AUSTIN | 5,031.19 | .00 |
| 250 UT AT EL PASO CURRENT FUND | | |
| 724 U OF T AT EL PASO | 67.00 | .00 |
| 254 A & I UNIV CURRENT FUND | | |
| 732 A & I UNIVERSITY | 1,868.78 | .00 |
| 255 TEXAS TECHNOLOGICAL UNIV CURRENT FUND | | |
| 733 TEXAS TECHNOLOGICAL UNIV | 7,279.14 | .00 |
| 256 LAMAR UNIVERSITY CURRENT FUND | | |
| 734 LAMAR UNIVERSITY | 7,169.93 | .00 |
| 257 EAST TEXAS STATE UNIV CURRENT FUND | | |
| 751 EAST TEXAS STATE UNIV | 332.25 | .00 |
| 258 NORTH TEXAS STATE UNIV CURRENT FUND | | |
| 752 NORTH TEXAS STATE UNIVERSITY | 1,844.03 | .00 |
| 259 SAM HOUSTON UNIV CURRENT FUND | | |
| 753 SAM HOUSTON STATE UNIV | 1,079.63 | .00 |
| 260 SOUTHWEST TEXAS UNIV CURRENT FUND | | |
| 754 SOUTHWEST TEXAS STATE UNIV | 923.71 | .00 |
| 261 STEPHEN F AUSTIN UNIV CURRENT FUND | | |
| 755 S F AUSTIN STATE UNIV | 1,491.59 | .00 |
| 262 SUL ROSS UNIV CURRENT FUND | | |
| 756 SUL ROSS STATE UNIV | 424.18 | .00 |

| | GROSS DISBURSEMENTS YEAR TO DATE | REFUND DISBURSEMENTS YEAR TO DATE |
|---|--|---|
| 263 WEST TEXAS STATE UNIV CURRENT FUND | | |
| 757 WEST TEXAS STATE UNIVERSITY | 1,145.25 | .00 |
| 264 MIDWESTERN UNIVERSITY CURRENT FUND | | |
| 735 MIDWESTERN UNIVERSITY | 1,139.33 | .00 |
| 266 VOCATIONAL NURSE EXAMINERS FUND | | |
| 511 BOARD OF VOCATIONAL NURSE EXAMINERS | 282.46 | .00 |
| 272 BOARD OF CORRECTIONS MINERAL FUND | | |
| 696 DEPARTMENT OF CORRECTIONS | 5.56 | .00 |
| 273 FEDERAL HEALTH FUND | | |
| 501 DEPARTMENT OF HEALTH | 22,086.68 | 7.70 |
| 274 MOTOR VEHICLE INSPECTION FUND | | |
| 405 DEPARTMENT OF PUBLIC SAFETY | 5,069.07 | .00 |
| CODE TOTAL | 569,971.91 | 838.08 |
| 023 REPAIRS TO BUILDINGS CONTRACT | | |
| 001 GENERAL REVENUE FUND | | |
| 303 BOARD OF CONTROL | 404.06 | .00 |
| 406 NATIONAL GUARD ARMORY BOARD | 2,308.10 | .00 |
| 506 U OF T-MD ANDERSON HOSPITAL & TUMOR INSTITUTE | 6,342.18 | .00 |
| 556 AGRICULTURAL EXPERIMENT STATION | 222.50 | .00 |
| 557 VETERINARY MEDICAL DIAGNOSTIC LABORATORY | 253.64 | .00 |
| 651 CORSICANA STATE HOME | 765.80 | .00 |
| 652 WACO STATE HOME | 1,240.00 | .00 |
| 655 MENTAL HEALTH & MENTAL RETARDATION | 1,033.57 | .00 |
| 657 AMARILLO CTR FOR HUMAN DEVELOPMENT | 735.00 | .00 |
| 658 BEAUMONT CTR FOR HUMAN DEVELOPMENT | 752.19 | .00 |
| 663 COMMISSION FOR INDIAN AFFAIRS | 100.40 | .00 |
| 664 FORT WORTH MENTAL HEALTH CLINIC | 413.20 | .00 |
| 666 EAST TEXAS STATE CHEST HOSPITAL | 886.60 | .00 |
| 670 CORPUS CHRISTI STATE SCHOOL | 17.30 | .00 |
| 671 SAN ANGELO CENTER MHR | 20,476.03 | .00 |
| 673 SAN ANTONIO STATE CHEST HOSPITAL | 5,372.00 | .00 |
| 677 AUSTIN STATE HOSPITAL | 72.85 | .00 |
| 678 AUSTIN STATE SCHOOL | 163.00 | .00 |
| 679 RUSK STATE HOSPITAL | 100.00 | .00 |
| 681 SAN ANTONIO STATE HOSPITAL | 51.60 | .00 |
| 686 BIG SPRING STATE HOSPITAL | 28.42 | .00 |
| 690 WEST TEXAS CHILDRENS HOME | 1,923.98 | .00 |
| 701 TEXAS EDUCATION AGENCY | 1,877.65 | .00 |
| 711 A & M UNIVERSITY MAIN UNIVERSITY | 996.43 | .00 |
| 714 U OF T AT ARLINGTON | 57.60 | .00 |
| 717 SOUTHERN UNIVERSITY | 792.00 | .00 |
| 719 TEXAS STATE TECHNICAL INSTITUTE | 34,107.71 | .00 |
| 722 U OF T MEDICAL SCHOOL AT SAN ANTONIO | 1,090.00 | .00 |
| 729 TEXAS SOUTHWESTERN MEDICAL SCHOOL | 11,576.96 | .00 |
| 733 TEXAS TECHNOLOGICAL UNIV | 10,973.93 | .00 |
| 751 EAST TEXAS STATE UNIV | 21,003.68 | .00 |
| 753 SAM HOUSTON STATE UNIV | 73.99 | .00 |
| 756 SUL ROSS STATE UNIV | 296.00 | .00 |
| 802 PARKS AND WILD LIFE DEPARTMENT | 26,841.46 | .00 |

| | GROSS DISBURSEMENTS YEAR TO DATE | REFUND DISBURSEMENTS YEAR TO DATE |
|--|--|---|
| 023 REPAIRS TO BUILDINGS CONTRACT | | |
| 001 GENERAL REVENUE FUND | | |
| 816 ADMIRAL NIMITZ MUSEUM | 746.46 | .00 |
| FUND TOTAL | 154,096.29 | .00 |
| 006 STATE HIGHWAY FUND | | |
| 405 DEPARTMENT OF PUBLIC SAFETY | 640.10 | .00 |
| 007 STATE BUILDING FUND | | |
| 309 BUILDING COMMISSION | 333.31 | .00 |
| 009 SPECIAL GAME & FISH FUND | | |
| 802 PARKS AND WILD LIFE DEPARTMENT | 14,459.67 | .00 |
| 026 UNEMPLOYMENT COMPENSATION ADMIN FUND | | |
| 322 EMPLOYMENT COMMISSION | 29,156.94 | .00 |
| 036 INSURANCE COMMISSION OPERATING FUND | | |
| 454 BOARD OF INSURANCE | 3,780.92 | .00 |
| 047 A & M UNIV AVAILABLE FUND | | |
| 711 A & M UNIVERSITY MAIN UNIVERSITY | 4,150.00 | .00 |
| 059 SPECIAL BOAT FUND | | |
| 802 PARKS AND WILD LIFE DEPARTMENT | 10,773.00 | .00 |
| 061 COMMISSION FOR REHABILITATION OPERATING FUND | | |
| 330 COMMISSION FOR REHABILITATION | 1,824.29 | .00 |
| 063 LAND & WATER RECREATION & SAFETY FUND | | |
| 802 PARKS AND WILD LIFE DEPARTMENT | 41.05 | .00 |
| 064 STATE PARKS FUND | | |
| 802 PARKS AND WILD LIFE DEPARTMENT | 2,718.75 | .00 |
| 097 LIQUOR ACT ENFORCEMENT FUND | | |
| 458 ALCOHOLIC BEVERAGE COM | 1,110.00 | .00 |
| 141 FEDERAL ADULTY BLIND FUND | | |
| 318 COMMISSION FOR THE BLIND | 275.00 | .00 |
| 154 TEXAS A & I SPECIAL MINERAL FUND | | |
| 732 A & I UNIVERSITY | 4,505.00 | .00 |
| 165 UNEMPLOYMENT COMPENSATION ADMIN FUND | | |
| 322 EMPLOYMENT COMMISSION | 124.33 | .00 |
| 166 WELFARE ADMINISTRATION OPERATING FUND | | |
| 324 DEPARTMENT OF PUBLIC WELFARE | 218,553.20 | .00 |
| 223 FEDERAL LAND AND WATER CONSERVATION FUND | | |
| 802 PARKS AND WILD LIFE DEPARTMENT | 3,960.00 | .00 |
| 227 ANGELO STATE UNIV CURRENT FUND | | |
| 737 ANGELO STATE UNIV | 196.00 | .00 |
| 237 TEXAS STATE TECHNICAL INSTITUTE FUND | | |
| 719 TEXAS STATE TECHNICAL INSTITUTE | 6,098.61 | .00 |
| 242 A & M UNIV CURRENT FUND | | |
| 711 A & M UNIVERSITY MAIN UNIVERSITY | 12,804.59 | .00 |
| 243 TARLETON COLLEGE CURRENT FUND | | |
| 713 TARLETON COLLEGE | 2,952.99 | .00 |
| 244 UT AT ARLINGTON CURRENT FUND | | |
| 714 U OF T AT ARLINGTON | 11,855.15 | .00 |
| 250 UT AT EL PASO CURRENT FUND | | |
| 724 U OF T AT EL PASO | 3,469.40 | .00 |
| 253 TEXAS WOMANS UNIVERSITY CURRENT FUND | | |
| 731 TEXAS WOMANS UNIVERSITY | 2,150.00 | .00 |
| 254 A & I UNIV CURRENT FUND | | |
| 732 A & I UNIVERSITY | 130.00 | .00 |

GROSS
DISBURSEMENTS
YEAR TO DATE

REFUND
DISBURSEMENTS
YEAR TO DATE

| | | |
|---|------------|-------|
| 255 TEXAS TECHNOLOGICAL UNIV CURRENT FUND | | |
| 733 TEXAS TECHNOLOGICAL UNIV | 61,276.27 | .00 |
| 257 EAST TEXAS STATE UNIV CURRENT FUND | | |
| 751 EAST TEXAS STATE UNIV | 1,038.00 | .00 |
| 258 NORTH TEXAS STATE UNIV CURRENT FUND | | |
| 752 NORTH TEXAS STATE UNIVERSITY | 5,265.88 | .00 |
| 259 SAM HOUSTON UNIV CURRENT FUND | | |
| 753 SAM HOUSTON STATE UNIV | 198.00 | .00 |
| 262 SUL ROSS UNIV CURRENT FUND | | |
| 756 SUL ROSS STATE UNIV | 4,603.10 | .00 |
| 264 MIDWESTERN UNIVERSITY CURRENT FUND | | |
| 735 MIDWESTERN UNIVERSITY | 355.84 | .00 |
| CODE TOTAL | 562,895.68 | .00 |
| 024 REPAIRS OTHER CONTRACT | | |
| 001 GENERAL REVENUE FUND | | |
| 101 SENATE | 775.45 | .00 |
| 102 HOUSE OF REPRESENTATIVES | 8,318.61 | .00 |
| 103 LEGISLATIVE COUNCIL | 336.34 | .00 |
| 104 LEGISLATIVE BUDGET BOARD | 17.25 | .00 |
| 201 SUPREME COURT | 77.05 | .00 |
| 221 COURT OF CIVIL APPEALS—FIRST DIST | 94.50 | .00 |
| 224 COURT OF CIVIL APPEALS—FOURTH DIST | 94.75 | .00 |
| 228 COURT OF CIVIL APPEALS—EIGHTH DIST | 45.00 | .00 |
| 229 COURT OF CIVIL APPEALS—NINTH DIST | 8.50 | .00 |
| 301 GOVERNOR—EXECUTIVE | 15,303.71 | .00 |
| 302 ATTORNEY GENERAL | 330.01 | .00 |
| 303 BOARD OF CONTROL | 39,935.65 | .00 |
| 305 GENERAL LAND OFFICE | 929.67 | .00 |
| 306 LIBRARY | 382.21 | .00 |
| 307 SECRETARY OF STATE | 33.60 | .00 |
| 308 AUDITOR | 477.83 | .00 |
| 310 TREASURER | 326.25 | .00 |
| 312 SECURITIES BOARD | 272.43 | .00 |
| 401 ADJUTANT GENERAL | 280.51 | .00 |
| 403 VETERANS AFFAIRS COMMISSION | 63.50 | .00 |
| 406 NATIONAL GUARD ARMORY BOARD | 117.22 | .00 |
| 407 LAW ENFORCEMENT OFFICER STANDARDS & EDUCATION | 55.66 | .00 |
| 453 INDUSTRIAL ACCIDENT BOARD | 5.29 | .00 |
| 501 DEPARTMENT OF HEALTH | 2,699.67 | .00 |
| 506 U OF T-MD ANDERSON HOSPITAL & TUMOR INSTITUTE | 12,177.09 | .00 |
| 517 COMMISSION ON ALCOHOLISM | 33.95 | .00 |
| 518 WATER QUALITY BOARD | 943.95 | .00 |
| 551 DEPARTMENT OF AGRICULTURE | 17,627.13 | .00 |
| 552 WATER RIGHTS COMMISSION | 2,522.46 | .00 |
| 554 TEXAS ANIMAL HEALTH COMMISSION | 1,763.65 | .00 |
| 556 AGRICULTURAL EXPERIMENT STATION | 22,424.77 | 38.50 |
| 557 VETERINARY MEDICAL DIAGNOSTIC LABORATORY | 423.12 | .00 |
| 576 FOREST SERVICE | 243.66 | .00 |
| 577 RODENT & PREDATORY ANIMAL CONTROL | 2,108.98 | .00 |

| | GROSS DISBURSEMENTS YEAR TO DATE | REFUND DISBURSEMENTS YEAR TO DATE |
|---|--|---|
| 024 REPAIRS OTHER CONTRACT | | |
| 001 GENERAL REVENUE FUND | | |
| 580 WATER DEVELOPMENT BOARD | 28,787.73 | .00 |
| 651 CORSICANA STATE HOME | 3,688.70 | .00 |
| 652 WACO STATE HOME | 3,683.85 | .00 |
| 654 BROWNWOOD STATE SCHOOL FOR GIRLS | 453.39 | .00 |
| 655 MENTAL HEALTH & MENTAL RETARDATION | 55,420.65 | 122.55 |
| 656 VERNON GERIATRIC CENTER | 453.22 | .00 |
| 657 AMARILLO CTR FOR HUMAN DEVELOPMENT | 784.81 | .00 |
| 658 BEAUMONT CTR FOR HUMAN DEVELOPMENT | 1,530.39 | .00 |
| 659 RIO GRANDE STATE CENTER MHR | 1,079.37 | .00 |
| 660 DENTON STATE SCHOOL | 11,114.85 | .00 |
| 662 DALLAS MENTAL HEALTH CLINIC | 367.39 | .00 |
| 663 COMMISSION FOR INDIAN AFFAIRS | 2,762.23 | .00 |
| 664 FORT WORTH MENTAL HEALTH CLINIC | 83.87 | .00 |
| 666 EAST TEXAS STATE CHEST HOSPITAL | 5,934.02 | .00 |
| 668 RICHMOND STATE SCHOOL | 137.00 | .00 |
| 669 LUFKIN STATE SCHOOL | 2,334.71 | .00 |
| 670 CORPUS CHRISTI STATE SCHOOL | 1,214.89 | .00 |
| 671 SAN ANGELO CENTER MHR | 865.58 | .00 |
| 672 MEXIA STATE SCHOOL | 145.05 | .00 |
| 673 SAN ANTONIO STATE CHEST HOSPITAL | 8,880.13 | .00 |
| 674 KERRVILLE STATE HOSPITAL | 6,270.59 | .00 |
| 675 TRAVIS STATE SCHOOL | 4,314.01 | .00 |
| 676 ABILENE STATE SCHOOL | 998.94 | .00 |
| 677 AUSTIN STATE HOSPITAL | 2,729.74 | .00 |
| 678 AUSTIN STATE SCHOOL | 1,074.31 | .00 |
| 679 RUSK STATE HOSPITAL | 13,837.10 | .00 |
| 681 SAN ANTONIO STATE HOSPITAL | 7,982.13 | .00 |
| 682 TERRELL STATE HOSPITAL | 10,901.40 | .00 |
| 683 WICHITA FALLS STATE HOSPITAL | 15,051.45 | 18.50 |
| 684 HARLINGEN STATE CHEST SANATORIUM | 6,548.49 | .00 |
| 685 RESEARCH INSTITUTE OF MENTAL SCIENCES | 5,904.58 | .00 |
| 686 BIG SPRING STATE HOSPITAL | 4,633.38 | .00 |
| 687 LUBBOCK STATE SCHOOL | 1,607.62 | .00 |
| 690 WEST TEXAS CHILDRENS HOME | 823.06 | .00 |
| 691 GATESVILLE STATE SCHOOL FOR BOYS | 2,449.90 | .00 |
| 692 GAINESVILLE STATE SCHOOL FOR GIRLS | 4,489.82 | .00 |
| 693 CROCKETT STATE SCHOOL FOR GIRLS | 538.83 | .00 |
| 694 YOUTH COUNCIL | 442.32 | .00 |
| 695 MOUNT VIEW SCHOOL FOR BOYS | 687.16 | .00 |
| 696 DEPARTMENT OF CORRECTIONS | 107,921.11 | .00 |
| 697 BOARD OF PARDONS & PAROLES | 695.81 | .00 |
| 701 TEXAS EDUCATION AGENCY | 1,830.19 | .00 |
| 710 A & M UNIV SYSTEM ADMINISTRATION | 162.30 | .00 |
| 711 A & M UNIVERSITY MAIN UNIVERSITY | 21,166.84 | .00 |
| 713 TARLETON COLLEGE | 1,677.36 | .00 |
| 714 U OF T AT ARLINGTON | 3,449.80 | .00 |
| 715 PRAIRIE VIEW A & M COLLEGE | 2,348.58 | .00 |
| 717 SOUTHERN UNIVERSITY | 65.90 | .00 |
| 718 TEXAS MARITIME ACADEMY | 994.46 | .00 |

| | GROSS DISBURSEMENTS YEAR TO DATE | REFUND DISBURSEMENTS YEAR TO DATE |
|---|--|---|
| 024 REPAIRS OTHER CONTRACT | | |
| 001 GENERAL REVENUE FUND | | |
| 719 TEXAS STATE TECHNICAL INSTITUTE | 5,338.61 | .00 |
| 721 UNIVERSITY OF TEXAS AT AUSTIN | 12,447.85 | .00 |
| 722 U OF T MEDICAL SCHOOL AT SAN ANTONIO | 2,926.86 | .00 |
| 725 U OF T SCHOOL OF PUBLIC HEALTH AT HOUSTON | 1,339.52 | .00 |
| 726 UNIV OF TEXAS POSTGRADUATE SCH OF MEDICINE | 1,407.62 | .00 |
| 728 U OF T DENTAL SCHOOL AT HOUSTON | 7,064.06 | .00 |
| 729 TEXAS SOUTHWESTERN MEDICAL SCHOOL | 21,169.15 | .00 |
| 731 TEXAS WOMANS UNIVERSITY | 14,276.37 | .00 |
| 732 A & I UNIVERSITY | 4,699.13 | .00 |
| 733 TEXAS TECHNOLOGICAL UNIV | 6,274.97 | .00 |
| 737 ANGELO STATE UNIV | 244.62 | .00 |
| 751 EAST TEXAS STATE UNIV | 4,922.12 | .00 |
| 752 NORTH TEXAS STATE UNIVERSITY | 598.52 | .00 |
| 753 SAM HOUSTON STATE UNIV | 1,837.20 | .00 |
| 754 SOUTHWEST TEXAS STATE UNIV | 1,899.44 | .00 |
| 755 S F AUSTIN STATE UNIV | 620.34 | .00 |
| 756 SUL ROSS STATE UNIV | 742.51 | .00 |
| 757 WEST TEXAS STATE UNIVERSITY | 12,321.51 | .00 |
| 781 COORDINATING BOARD COLLEGE & UNIV SYSTEM | 20.25 | .00 |
| 802 PARKS AND WILD LIFE DEPARTMENT | 44,716.45 | .00 |
| 808 HISTORICAL SURVEY COMMITTEE | 772.67 | .00 |
| 813 TEXAS FINE ARTS COMMISSION | 201.00 | .00 |
| 816 ADMIRAL NIMITZ MUSEUM | 128.71 | .00 |
| FUND TOTAL | 638,537.91 | 179.55 |
| 006 STATE HIGHWAY FUND | | |
| 405 DEPARTMENT OF PUBLIC SAFETY | 391,192.92 | .00 |
| 007 STATE BUILDING FUND | | |
| 309 BUILDING COMMISSION | 906.37 | .00 |
| 009 SPECIAL GAME & FISH FUND | | |
| 802 PARKS AND WILD LIFE DEPARTMENT | 139,781.40 | 22.28 |
| 011 AVAILABLE UNIVERSITY FUND | | |
| 721 UNIVERSITY OF TEXAS AT AUSTIN | 68,194.30 | .00 |
| 023 DEPARTMENT OF AGRICULTURE FUND | | |
| 551 DEPARTMENT OF AGRICULTURE | 9,635.03 | 58.14 |
| 026 UNEMPLOYMENT COMPENSATION ADMIN FUND | | |
| 322 EMPLOYMENT COMMISSION | 6,078.96 | .00 |
| 035 VETERINARY FUND | | |
| 578 BOARD OF VETERINARY EXAMINERS | 57.95 | .00 |
| 036 INSURANCE COMMISSION OPERATING FUND | | |
| 454 BOARD OF INSURANCE | 3,397.61 | .00 |
| 039 COMMODITY DISTRIBUTION FUND | | |
| 324 DEPARTMENT OF PUBLIC WELFARE | 1,437.03 | 20.00 |
| 040 BARBER EXAMINERS FUND | | |
| 502 BOARD OF BARBER EXAMINERS | 32.00 | .00 |
| 041 BOARD OF WATER ENGINEERS FUND | | |
| 580 WATER DEVELOPMENT BOARD | 863.48 | .00 |
| 047 A & M UNIV AVAILABLE FUND | | |
| 711 A & M UNIVERSITY MAIN UNIVERSITY | 2,417.30 | .00 |
| 056 PROFESSIONAL ENGINEERS FUND | | |
| 460 BD OF REGISTRATION FOR PROFESSIONAL ENGINEERS | 16.15 | .00 |

| | GROSS DISBURSEMENTS YEAR TO DATE | REFUND DISBURSEMENTS YEAR TO DATE |
|--|--|---|
| 057 COUNTY & ROAD DISTRICT HIGHWAY FUND | | |
| 316 BOARD OF COUNTY & DISTRICT ROAD INDEBTEDNESS | 20.70 | .00 |
| 058 FEED CONTROL FUND | | |
| 556 AGRICULTURAL EXPERIMENT STATION | 489.60 | .00 |
| 059 SPECIAL BOAT FUND | | |
| 802 PARKS AND WILD LIFE DEPARTMENT | 22.25 | .00 |
| 061 COMMISSION FOR REHABILITATION OPERATING FUND | | |
| 330 COMMISSION FOR REHABILITATION | 8,500.88 | 16.40 |
| 062 COMPTROLLERS OPERATING FUND | | |
| 304 COMPTROLLER OF PUBLIC ACCOUNTS | 1,034.87 | 20.70 |
| 063 LAND & WATER RECREATION & SAFETY FUND | | |
| 802 PARKS AND WILD LIFE DEPARTMENT | 38,346.49 | .00 |
| 064 STATE PARKS FUND | | |
| 802 PARKS AND WILD LIFE DEPARTMENT | 1,554.75 | .00 |
| 072 ATTORNEY GENERAL OPERATING FUND | | |
| 302 ATTORNEY GENERAL | 326.28 | .00 |
| 080 LAND OFFICE PERMIT FEE FUND | | |
| 305 GENERAL LAND OFFICE | 6,261.06 | .00 |
| 083 DONATED COMMODITY DISTRIBUTION FUND | | |
| 324 DEPARTMENT OF PUBLIC WELFARE | 112.00 | .00 |
| 088 BOARD OF COSMETOLOGISTS FUND | | |
| 505 COSMETOLOGY COMMISSION | 103.00 | .00 |
| 094 WORKMENS COMPENSATION FUND | | |
| 453 INDUSTRIAL ACCIDENT BOARD | 92.02 | .00 |
| 097 LIQUOR ACT ENFORCEMENT FUND | | |
| 458 ALCOHOLIC BEVERAGE COM | 611.52 | .00 |
| 099 OPERATORS & CHAUFFEURS FUND | | |
| 405 DEPARTMENT OF PUBLIC SAFETY | 51,329.99 | .00 |
| 109 ARCHITECTS REGISTRATION FUND | | |
| 459 BOARD OF ARCHITECTURAL EXAMINERS | 26.58 | .00 |
| 112 EDUCATION AGENCY OPERATING FUND | | |
| 701 TEXAS EDUCATION AGENCY | 955.16 | .00 |
| 114 REAL ESTATE LICENSE FUND | | |
| 329 REAL ESTATE COMMISSION | 57.51 | .00 |
| 118 FEDERAL PUBLIC LIBRARY SERVICE FUND | | |
| 306 LIBRARY | 218.25 | .00 |
| 127 FEDERAL ECONOMIC OPPORTUNITY FUND | | |
| 301 GOVERNOR-EXECUTIVE | 79.33 | .00 |
| 141 FEDERAL ADULT BLIND FUND | | |
| 318 COMMISSION FOR THE BLIND | 1,070.33 | .00 |
| 150 AIRCRAFT FUEL TAX FUND | | |
| 461 AERONAUTIC COMMISSION | 2,364.63 | .00 |
| 153 WATER QUALITY FUND | | |
| 518 WATER QUALITY BOARD | 305.76 | .00 |
| 155 RAILROAD COMMISSION OPERATING FUND | | |
| 455 RAILROAD COMMISSION | 30,133.85 | 22.85 |
| 156 INDUSTRIAL REVOLVING FUND | | |
| 696 DEPARTMENT OF CORRECTIONS | 39,366.09 | .00 |
| 158 WATER RIGHTS ADMINISTRATION FUND | | |
| 552 WATER RIGHTS COMMISSION | 41.95 | .00 |
| 164 CONSERVATORS EXPENSE FUND | | |
| 310 TREASURER | 17.13 | .00 |

GROSS
DISBURSEMENTS
YEAR TO DATE

REFUND
DISBURSEMENTS
YEAR TO DATE

| | | | |
|-----|--|-----------|-----|
| 165 | UNEMPLOYMENT COMPENSATION ADMIN FUND | | |
| | 322 EMPLOYMENT COMMISSION | 33.83 | .00 |
| 166 | WELFARE ADMINISTRATION OPERATING FUND | | |
| | 324 DEPARTMENT OF PUBLIC WELFARE | 25,609.01 | .00 |
| 220 | BASIC SCIENCE EXAMINATION FUND | | |
| | 510 BOARD OF EXAMINERS IN BASIC SCIENCE | 13.40 | .00 |
| 222 | DEPT PUBLIC SAFETY FEDERAL FUND | | |
| | 405 DEPARTMENT OF PUBLIC SAFETY | 15.35 | .00 |
| 223 | FEDERAL LAND AND WATER CONSERVATION FUND | | |
| | 802 PARKS AND WILD LIFE DEPARTMENT | 1,500.00 | .00 |
| 224 | GOVERNORS OFFICE FEDERAL PROJECTS FUND | | |
| | 301 GOVERNOR-EXECUTIVE | 117.00 | .00 |
| 225 | UNIVERSITY OF HOUSTON CURRENT FUND | | |
| | 730 UNIVERSITY OF HOUSTON | 10,358.23 | .00 |
| 226 | PAN AMERICAN UNIV CURRENT FUND | | |
| | 736 PAN AMERICAN UNIVERSITY | 2,448.34 | .00 |
| 227 | ANGELO STATE UNIV CURRENT FUND | | |
| | 737 ANGELO STATE UNIV | 7,265.82 | .00 |
| 237 | TEXAS STATE TECHNICAL INSTITUTE FUND | | |
| | 719 TEXAS STATE TECHNICAL INSTITUTE | 500.80 | .00 |
| 242 | A & M UNIV CURRENT FUND | | |
| | 711 A & M UNIVERSITY MAIN UNIVERSITY | 11,390.27 | .00 |
| 243 | TARLETON COLLEGE CURRENT FUND | | |
| | 713 TARLETON COLLEGE | 2,270.95 | .00 |
| 244 | UT AT ARLINGTON CURRENT FUND | | |
| | 714 U OF T AT ARLINGTON | 7,391.37 | .00 |
| 245 | PRAIRIE VIEW A & M COLLEGE CURRENT FUND | | |
| | 715 PRAIRIE VIEW A & M COLLEGE | 3,130.01 | .00 |
| 248 | UNIV OF TEXAS AT AUSTIN CURRENT FUND | | |
| | 721 UNIVERSITY OF TEXAS AT AUSTIN | 9,792.67 | .00 |
| 250 | UT AT EL PASO CURRENT FUND | | |
| | 724 U OF T AT EL PASO | 2,910.10 | .00 |
| 253 | TEXAS WOMANS UNIVERSITY CURRENT FUND | | |
| | 731 TEXAS WOMANS UNIVERSITY | 12,619.52 | .00 |
| 254 | A & I UNIV CURRENT FUND | | |
| | 732 A & I UNIVERSITY | 10,608.21 | .00 |
| 255 | TEXAS TECHNOLOGICAL UNIV CURRENT FUND | | |
| | 733 TEXAS TECHNOLOGICAL UNIV | 25,631.50 | .00 |
| 256 | LAMAR UNIVERSITY CURRENT FUND | | |
| | 734 LAMAR UNIVERSITY | 29,023.42 | .00 |
| 257 | EAST TEXAS STATE UNIV CURRENT FUND | | |
| | 751 EAST TEXAS STATE UNIV | 3,795.50 | .00 |
| 258 | NORTH TEXAS STATE UNIV CURRENT FUND | | |
| | 752 NORTH TEXAS STATE UNIVERSITY | 23,670.06 | .00 |
| 259 | SAM HOUSTON UNIV CURRENT FUND | | |
| | 753 SAM HOUSTON STATE UNIV | 22,151.03 | .00 |
| 260 | SOUTHWEST TEXAS UNIV CURRENT FUND | | |
| | 754 SOUTHWEST TEXAS STATE UNIV | 9,705.11 | .00 |
| 261 | STEPHEN F AUSTIN UNIV CURRENT FUND | | |
| | 755 S F AUSTIN STATE UNIV | 8,778.10 | .00 |
| 262 | SUL ROSS UNIV CURRENT FUND | | |
| | 756 SUL ROSS STATE UNIV | 8,170.83 | .00 |

| | GROSS DISBURSEMENTS YEAR TO DATE | REFUND DISBURSEMENTS YEAR TO DATE |
|---|--|---|
| 263 WEST TEXAS STATE UNIV CURRENT FUND | | |
| 757 WEST TEXAS STATE UNIVERSITY | 6,907.52 | .00 |
| 264 MIDWESTERN UNIVERSITY CURRENT FUND | | |
| 735 MIDWESTERN UNIVERSITY | 5,566.19 | .00 |
| 266 VOCATIONAL NURSE EXAMINERS FUND | | |
| 511 BOARD OF VOCATIONAL NURSE EXAMINERS | 118.56 | .00 |
| 272 BOARD OF CORRECTIONS MINERAL FUND | | |
| 696 DEPARTMENT OF CORRECTIONS | 401.25 | .00 |
| 273 FEDERAL HEALTH FUND | | |
| 501 DEPARTMENT OF HEALTH | 3,631.21 | .00 |
| 274 MOTOR VEHICLE INSPECTION FUND | | |
| 405 DEPARTMENT OF PUBLIC SAFETY | 128,396.02 | 324.91 |
| 275 TEXAS MARITIME ACADEMY CURRENT FUND | | |
| 718 TEXAS MARITIME ACADEMY | 21,785.76 | .00 |
| CODE TOTAL | 1,851,693.33 | 664.83 |

025 TRAVEL EXPENSE

001 GENERAL REVENUE FUND

| | | |
|--|------------|-------|
| 101 SENATE | 66,240.00 | .00 |
| 102 HOUSE OF REPRESENTATIVES | 178,288.31 | 60.40 |
| 103 LEGISLATIVE COUNCIL | 21,141.38 | .00 |
| 104 LEGISLATIVE BUDGET BOARD | 6,627.63 | .00 |
| 105 LEGISLATIVE REFERENCE LIBRARY | 739.33 | .00 |
| 107 COMMISSION ON UNIFORM STATE LAWS | 1,043.54 | .00 |
| 201 SUPREME COURT | 1,237.52 | .00 |
| 211 COURT OF CRIMINAL APPEALS | 1,254.07 | .00 |
| 212 JUDICIAL COUNCIL | 2,867.65 | .00 |
| 221 COURT OF CIVIL APPEALS-FIRST DIST | 197.97 | .00 |
| 222 COURT OF CIVIL APPEALS-SECOND DIST | 126.04 | .00 |
| 223 COURT OF CIVIL APPEALS-THIRD DIST | 221.40 | .00 |
| 224 COURT OF CIVIL APPEALS-FOURTH DIST | 274.69 | .00 |
| 225 COURT OF CIVIL APPEALS-FIFTH DIST | 365.09 | .00 |
| 226 COURT OF CIVIL APPEALS-SIXTH DIST | 114.50 | .00 |
| 227 COURT OF CIVIL APPEALS-SEVENTH DIST | 412.17 | .00 |
| 228 COURT OF CIVIL APPEALS-EIGHTH DIST | 220.35 | .00 |
| 229 COURT OF CIVIL APPEALS-NINTH DIST | 284.43 | .00 |
| 230 COURT OF CIVIL APPEALS-TENTH DIST | 199.24 | .00 |
| 231 COURT OF CIVIL APPEALS-ELEVENTH DIST | 138.40 | .00 |
| 232 COURT OF CIVIL APPEALS-TWELFTH DISTRICT | 439.10 | .00 |
| 233 COURT OF CIVIL APPEALS-THIRTEENTH DISTRICT | 335.73 | .00 |
| 234 COURT OF CIVIL APPEALS-FOURTEENTH DIST | 208.75 | .00 |
| 241 DISTRICT COURTS COMPTROLLERS JUDICIARY SEC | 159,690.53 | 9.20 |
| 242 JUDICIAL QUALIFICATIONS COMMISSION | 2,869.94 | .00 |
| 301 GOVERNOR-EXECUTIVE | 87,103.84 | .00 |
| 302 ATTORNEY GENERAL | 94,272.39 | 30.00 |
| 303 BOARD OF CONTROL | 14,723.55 | .00 |
| 305 GENERAL LAND OFFICE | 109,964.91 | .00 |
| 306 LIBRARY | 5,602.22 | .00 |
| 307 SECRETARY OF STATE | 11,897.22 | .00 |
| 308 AUDITOR | 84,036.04 | .00 |

GROSS
DISBURSEMENTS
YEAR TO DATE

REFUND
DISBURSEMENTS
YEAR TO DATE

025 TRAVEL EXPENSE

001 GENERAL REVENUE FUND

| | | |
|---|------------|-------|
| 310 TREASURER | 793.75 | .00 |
| 312 SECURITIES BOARD | 20,163.43 | .00 |
| 314 BOARD OF MANAGERS STATE RAILROAD | 182.90 | .00 |
| 318 COMMISSION FOR THE BLIND | 62,959.83 | .00 |
| 325 FIREMENS PENSION COMMISSION | 795.74 | .00 |
| 326 GOOD NEIGHBOR COMMISSION | 3,771.78 | .00 |
| 331 MASS TRANSPORTATION COMMISSION | 1,545.05 | .00 |
| 401 ADJUTANT GENERAL | 30,499.21 | .00 |
| 403 VETERANS AFFAIRS COMMISSION | 31,770.30 | .00 |
| 406 NATIONAL GUARD ARMORY BOARD | 10,733.75 | .00 |
| 407 LAW ENFORCEMENT OFFICER STANDARDS & EDUCATION | 27,489.00 | .00 |
| 408 FIRE PROTECTION PERSONNEL STANDARDS & EDUC | 3,743.46 | .00 |
| 452 BUREAU OF LABOR STATISTICS | 89,673.04 | .00 |
| 453 INDUSTRIAL ACCIDENT BOARD | 565.63 | .00 |
| 465 INDUSTRIAL COMMISSION | 35,026.35 | .00 |
| 467 BOARD OF PRIVATE DETECTIVES ETC | 5,150.28 | .00 |
| 501 DEPARTMENT OF HEALTH | 982,823.11 | 43.52 |
| 509 BD OF EXAMINERS FOR HEARING AIDS | 6,258.12 | .00 |
| 517 COMMISSION ON ALCOHOLISM | 28,933.51 | .00 |
| 518 WATER QUALITY BOARD | 146,113.21 | .00 |
| 519 AIR CONTROL BOARD | 6,162.58 | .00 |
| 551 DEPARTMENT OF AGRICULTURE | 130,352.10 | .00 |
| 552 WATER RIGHTS COMMISSION | 41,823.90 | .00 |
| 554 TEXAS ANIMAL HEALTH COMMISSION | 443,699.65 | .00 |
| 555 AGRICULTURAL EXTENSION SERVICE | 986.30 | .00 |
| 556 AGRICULTURAL EXPERIMENT STATION | 76,612.30 | .00 |
| 557 VETERINARY MEDICAL DIAGNOSTIC LABORATORY | 3,314.56 | .00 |
| 577 RODENT & PREDATORY ANIMAL CONTROL | 138,134.60 | .00 |
| 579 RIO GRANDE COMPACT COMMISSION | 4,059.16 | .00 |
| 580 WATER DEVELOPMENT BOARD | 113,107.63 | .00 |
| 581 WATER WELL DRILLERS BOARD | 3,755.33 | .00 |
| 583 SABINE RIVER COMPACT COMMISSION | 616.59 | .00 |
| 592 SOIL CONSERVATION BOARD | 169,916.76 | .00 |
| 596 CANADIAN RED AND SABINE RIVERS COMPACT COMM | 397.77 | .00 |
| 598 CANADIAN RIVER COMMISSION | 1,041.16 | .00 |
| 599 PECOS RIVER COMPACT COMMISSION | 896.54 | .00 |
| 651 CORSICANA STATE HOME | 3,774.34 | .00 |
| 652 WACO STATE HOME | 5,371.12 | .00 |
| 654 BROWNWOOD STATE SCHOOL FOR GIRLS | 4,110.99 | .00 |
| 655 MENTAL HEALTH & MENTAL RETARDATION | 171,101.17 | .00 |
| 656 VERNON GERIATRIC CENTER | 11,565.44 | .00 |
| 657 AMARILLO CTR FOR HUMAN DEVELOPMENT | 11,704.83 | .00 |
| 658 BEAUMONT CTR FOR HUMAN DEVELOPMENT | 9,400.29 | .00 |
| 659 RIO GRANDE STATE CENTER MHR | 35,803.82 | 10.00 |
| 660 DENTON STATE SCHOOL | 8,304.91 | .00 |
| 662 DALLAS MENTAL HEALTH CLINIC | 1,136.68 | .00 |
| 663 COMMISSION FOR INDIAN AFFAIRS | 5,576.59 | .00 |
| 664 FORT WORTH MENTAL HEALTH CLINIC | 1,167.13 | .00 |
| 666 EAST TEXAS STATE CHEST HOSPITAL | 5,757.00 | .00 |

| | GROSS DISBURSEMENTS YEAR TO DATE | REFUND DISBURSEMENTS YEAR TO DATE |
|---|--|---|
| 025 TRAVEL EXPENSE | | |
| .001 GENERAL REVENUE FUND | | |
| 668 RICHMOND STATE SCHOOL | 7,187.03 | .00 |
| 669 LUFKIN STATE SCHOOL | 4,835.04 | .00 |
| 670 CORPUS CHRISTI STATE SCHOOL | 12,597.24 | .00 |
| 671 SAN ANGELO CENTER MHMR | 7,415.40 | .00 |
| 672 MEXIA STATE SCHOOL | 7,500.00 | .00 |
| 673 SAN ANTONIO STATE CHEST HOSPITAL | 8,636.78 | .00 |
| 674 KERRVILLE STATE HOSPITAL | 8,700.36 | .00 |
| 675 TRAVIS STATE SCHOOL | 5,168.32 | .00 |
| 676 ABILENE STATE SCHOOL | 9,850.40 | 86.80 |
| 677 AUSTIN STATE HOSPITAL | 8,904.64 | .00 |
| 678 AUSTIN STATE SCHOOL | 7,510.83 | .00 |
| 679 RUSK STATE HOSPITAL | 9,145.94 | 65.00 |
| 681 SAN ANTONIO STATE HOSPITAL | 12,288.66 | 37.00 |
| 682 TERRELL STATE HOSPITAL | 8,293.50 | .00 |
| 683 WICHITA FALLS STATE HOSPITAL | 12,505.02 | 2.00 |
| 684 HARLINGEN STATE CHEST SANATORIUM | 3,858.09 | .00 |
| 685 RESEARCH INSTITUTE OF MENTAL SCIENCES | 13,986.39 | .00 |
| 686 BIG SPRING STATE HOSPITAL | 8,191.05 | .00 |
| 687 LUBBOCK STATE SCHOOL | 6,719.01 | .00 |
| 690 WEST TEXAS CHILDRENS HOME | 4,882.46 | .00 |
| 691 GATESVILLE STATE SCHOOL FOR BOYS | 5,267.43 | .00 |
| 692 GAINESVILLE STATE SCHOOL FOR GIRLS | 3,449.63 | .00 |
| 693 CROCKETT STATE SCHOOL FOR GIRLS | 2,606.44 | .00 |
| 694 YOUTH COUNCIL | 102,819.45 | .00 |
| 695 MOUNT VIEW SCHOOL FOR BOYS | 2,896.94 | .00 |
| 696 DEPARTMENT OF CORRECTIONS | 51,242.51 | 25.02 |
| 697 BOARD OF PARDONS & PAROLES | 126,904.33 | .00 |
| 701 TEXAS EDUCATION AGENCY | 5,650.37 | .00 |
| 710 A & M UNIV SYSTEM ADMINISTRATION | 7,813.99 | .00 |
| 711 A & M UNIVERSITY MAIN UNIVERSITY | 162,294.51 | 238.28 |
| 712 ENGINEERING EXPERTMENT STATION & TRANSPR INST | 11,825.64 | .00 |
| 714 U OF T AT ARLINGTON | 24,617.63 | .00 |
| 715 PRAIRIE VIEW A & M COLLEGE | 14,108.68 | .00 |
| 716 ENGINEERING EXTENSION SERVICE | 9,964.67 | .00 |
| 717 SOUTHERN UNIVERSITY | 12,388.21 | .00 |
| 718 TEXAS MARITIME ACADEMY | 2,934.46 | .00 |
| 719 TEXAS STATE TECHNICAL INSTITUTE | 36,517.04 | 114.74 |
| 721 UNIVERSITY OF TEXAS AT AUSTIN | 59,431.63 | .00 |
| 722 U OF T MEDICAL SCHOOL AT SAN ANTONIO | 33,242.47 | .00 |
| 729 TEXAS SOUTHWESTERN MEDICAL SCHOOL | 69.65 | .00 |
| 731 TEXAS WOMANS UNIVERSITY | 38,763.62 | .00 |
| 732 A & I UNIVERSITY | 20,427.35 | .00 |
| 733 TEXAS TECHNOLOGICAL UNIV | 77,537.08 | .00 |
| 737 ANGELO STATE UNIV | 79.74 | .00 |
| 738 UNIV OF TEXAS AT DALLAS | 144.49 | .00 |
| 739 TEXAS TECH UNIVER SCHOOL OF MEDICINE | 15,015.86 | 105.00 |
| 740 UT DENTAL BR AT SAN ANTONIO | 8,007.10 | .00 |
| 741 UT MEDICAL SCHOOL AT HOUSTON | 12,648.42 | .00 |
| 751 EAST TEXAS STATE UNIV | 63,755.90 | .00 |

GROSS
DISBURSEMENTS
YEAR TO DATE

REFUND
DISBURSEMENTS
YEAR TO DATE

025 TRAVEL EXPENSE

| | | |
|---|--------------|--------|
| 001 GENERAL REVENUE FUND | | |
| 752 NORTH TEXAS STATE UNIVERSITY | 4,009.25 | .00 |
| 753 SAM HOUSTON STATE UNIV | 38,789.63 | .00 |
| 754 SOUTHWEST TEXAS STATE UNIV | 36,152.13 | .00 |
| 755 S F AUSTIN STATE UNIV | 2,517.14 | .00 |
| 756 SUL ROSS STATE UNIV | 11,060.44 | .00 |
| 757 WEST TEXAS STATE UNIVERSITY | 24,819.48 | .00 |
| 758 BOARD OF REGENTS STATE SENIOR COLLEGES | 5,094.91 | .00 |
| 781 COORDINATING BOARD COLLEGE & UNIV SYSTEM | 33,346.00 | .00 |
| 782 WESTERN INFORMATION NETWORK ASSOCIATION | 1,736.89 | .00 |
| 802 PARKS AND WILD LIFE DEPARTMENT | 95,130.56 | 47.90 |
| 808 HISTORICAL SURVEY COMMITTEE | 24,393.02 | .00 |
| 813 TEXAS FINE ARTS COMMISSION | 9,457.07 | .00 |
| 815 TEXAS TOURIST DEVELOPMENT AGENCY | 25,739.01 | .00 |
| 816 ADMIRAL NIMITZ MUSEUM | 420.40 | .00 |
| 904 NATURAL FIBERS & FOOD PROTEIN COMMITTEE | 3,479.38 | .00 |
| 906 AMERICAN BICENTENNIAL REVOLUTION COMMISSION | 272.05 | .00 |
| FUND TOTAL | 5,148,899.38 | 874.86 |
| 006 STATE HIGHWAY FUND | | |
| 405 DEPARTMENT OF PUBLIC SAFETY | 406,816.14 | .00 |
| 007 STATE BUILDING FUND | | |
| 309 BUILDING COMMISSION | 22,688.96 | .00 |
| 009 SPECIAL GAME & FISH FUND | | |
| 802 PARKS AND WILD LIFE DEPARTMENT | 430,468.11 | .00 |
| 011 AVAILABLE UNIVERSITY FUND | | |
| 721 UNIVERSITY OF TEXAS AT AUSTIN | 274,785.15 | 24.50 |
| 019 VITAL STATISTICS FUND | | |
| 501 DEPARTMENT OF HEALTH | 1,049.43 | .00 |
| 023 DEPARTMENT OF AGRICULTURE FUND | | |
| 551 DEPARTMENT OF AGRICULTURE | 366,855.55 | .00 |
| 024 PSYCHOLOGISTS LICENSING FUND | | |
| 520 BD OF EXAMINERS OF PSYCHOLOGISTS | 11,577.07 | .00 |
| 026 UNEMPLOYMENT COMPENSATION ADMIN FUND | | |
| 322 EMPLOYMENT COMMISSION | 758,117.25 | 5.40 |
| 029 TRAFFIC SAFETY FUND | | |
| 301 GOVERNOR-EXECUTIVE | 12,348.65 | .00 |
| 033 SANITARIANS REGISTRATION AND LICENSE FUND | | |
| 501 DEPARTMENT OF HEALTH | 519.12 | .00 |
| 034 OPTOMETRY FUND | | |
| 514 OPTOMETRY BOARD | 9,470.71 | .00 |
| 035 VETERINARY FUND | | |
| 578 BOARD OF VETERINARY EXAMINERS | 10,338.59 | .00 |
| 036 INSURANCE COMMISSION OPERATING FUND | | |
| 454 BOARD OF INSURANCE | 403,108.76 | .00 |
| 039 COMMODITY DISTRIBUTION FUND | | |
| 324 DEPARTMENT OF PUBLIC WELFARE | 93,169.74 | .00 |
| 040 BARBER EXAMINERS FUND | | |
| 502 BOARD OF BARBER EXAMINERS | 64,037.73 | .00 |
| 047 A & M UNIV AVAILABLE FUND | | |
| 711 A & M UNIVERSITY MAIN UNIVERSITY | 23,259.69 | .00 |

| | GROSS DISBURSEMENTS YEAR TO DATE | REFUND DISBURSEMENTS YEAR TO DATE |
|---|--|---|
| 055 MEDICAL REGISTRATION FUND | | |
| 503 BOARD OF MEDICAL EXAMINERS | 19,153.57 | .00 |
| 056 PROFESSIONAL ENGINEERS FUND | | |
| 460 BD OF REGISTRATION FOR PROFESSIONAL ENGINEERS | 6,009.06 | .00 |
| 058 FEED CONTROL FUND | | |
| 556 AGRICULTURAL EXPERIMENT STATION | 2,716.69 | .00 |
| 059 SPECIAL BOAT FUND | | |
| 802 PARKS AND WILD LIFE DEPARTMENT | 7,051.07 | .00 |
| 061 COMMISSION FOR REHABILITATION OPERATING FUND | | |
| 330 COMMISSION FOR REHABILITATION | 488,333.17 | 56.40 |
| 062 COMPTROLLERS OPERATING FUND | | |
| 304 COMPTROLLER OF PUBLIC ACCOUNTS | 472,374.45 | 20.00 |
| 063 LAND & WATER RECREATION & SAFETY FUND | | |
| 802 PARKS AND WILD LIFE DEPARTMENT | 82,768.52 | .00 |
| 069 BOARD OF LANDSCAPE ARCHITECTS FUND | | |
| 468 BD OF LANDSCAPE ARCHITECTS | 2,291.27 | .00 |
| 070 BICENTENNIAL FUND | | |
| 906 AMERICAN BICENTENNIAL REVOLUTION COMMISSION | 2,060.45 | .00 |
| 072 ATTORNEY GENERAL OPERATING FUND | | |
| 302 ATTORNEY GENERAL | 63,907.14 | .00 |
| 075 REGISTERED PUBLIC SURVEYORS FUND | | |
| 463 BOARD OF REGISTRATION FOR PUBLIC SURVEYORS | 78.16 | .00 |
| 083 DONATED COMMODITY DISTRIBUTION FUND | | |
| 324 DEPARTMENT OF PUBLIC WELFARE | 4,212.20 | .00 |
| 086 DENTAL REGISTRATION FUND | | |
| 504 BOARD OF DENTAL EXAMINERS | 15,064.60 | .00 |
| 088 BOARD OF COSMETOLOGISTS FUND | | |
| 505 COSMETOLOGY COMMISSION | 73,599.18 | .00 |
| 094 WORKMENS COMPENSATION FUND | | |
| 453 INDUSTRIAL ACCIDENT BOARD | 24,425.65 | .00 |
| 097 LIQUOR ACT ENFORCEMENT FUND | | |
| 458 ALCOHOLIC BEVERAGE COM | 628,453.23 | 477.86 |
| 099 OPERATORS & CHAUFFEURS FUND | | |
| 405 DEPARTMENT OF PUBLIC SAFETY | 221,279.79 | .00 |
| 102 AIR CONTROL BOARD SPECIAL FUND | | |
| 519 AIR CONTROL BOARD | 3,047.03 | .00 |
| 109 ARCHITECTS REGISTRATION FUND | | |
| 459 BOARD OF ARCHITECTURAL EXAMINERS | 6,489.36 | .00 |
| 112 EDUCATION AGENCY OPERATING FUND | | |
| 701 TEXAS EDUCATION AGENCY | 668,211.36 | .00 |
| 114 REAL ESTATE LICENSE FUND | | |
| 329 REAL ESTATE COMMISSION | 26,312.69 | .00 |
| 118 FEDERAL PUBLIC LIBRARY SERVICE FUND | | |
| 306 LIBRARY | 22,141.24 | .00 |
| 127 FEDERAL ECONOMIC OPPORTUNITY FUND | | |
| 301 GOVERNOR-EXECUTIVE | 31,779.71 | .00 |
| 129 HOSPITAL LICENSING FUND | | |
| 501 DEPARTMENT OF HEALTH | 10,232.97 | .00 |
| 134 FEDERAL OLDER AMERICANS FUND | | |
| 301 GOVERNOR-EXECUTIVE | 9,202.89 | .00 |
| 140 CHIROPRACTIC EXAMINERS FUND | | |
| 508 BOARD OF CHIROPRACTIC EXAMINERS | 6,446.99 | .00 |

| | GROSS DISBURSEMENTS YEAR TO DATE | REFUND DISBURSEMENTS, YEAR TO DATE |
|---|--|--|
| 141 FEDERAL ADULT BLIND FUND 318 COMMISSION FOR THE BLIND | 188,707.79 | .00 |
| 150 AIRCRAFT FUEL TAX FUND 461 AERONAUTIC COMMISSION | 16,374.85 | .00 |
| 153 WATER QUALITY FUND 518 WATER QUALITY BOARD | 3,658.20 | .00 |
| 155 RAILROAD COMMISSION OPERATING FUND 455 RAILROAD COMMISSION | 68,494.20 | .00 |
| 156 INDUSTRIAL REVOLVING FUND 696 DEPARTMENT OF CORRECTIONS | 35,068.48 | .00 |
| 158 WATER RIGHTS ADMINISTRATION FUND 552 WATER RIGHTS COMMISSION | 2,358.47 | .00 |
| 166 WELFARE ADMINISTRATION OPERATING FUND 324 DEPARTMENT OF PUBLIC WELFARE | 1,184,269.54 | 15.45 |
| 219 FEDERAL HIGHER EDUCATION FUND 781 COORDINATING BOARD COLLEGE & UNIV SYSTEM | 7,049.60 | .00 |
| 220 BASIC SCIENCE EXAMINATION FUND 510 BOARD OF EXAMINERS IN BASIC SCIENCE | 3,170.50 | .00 |
| 222 DEPT PUBLIC SAFETY FEDERAL FUND 405 DEPARTMENT OF PUBLIC SAFETY | 9,959.63 | .00 |
| 224 GOVERNORS OFFICE FEDERAL PROJECTS FUND 301 GOVERNOR-EXECUTIVE | 64,522.46 | .00 |
| 226 PAN AMERICAN UNIV CURRENT FUND 736 PAN AMERICAN UNIVERSITY | 42,923.47 | .00 |
| 227 ANGELO STATE UNIV CURRENT FUND 737 ANGELO STATE UNIV | 19,590.76 | .00 |
| 234 A & M UNIVERSITY SYSTEM CURRENT FUND 710 A & M UNIV SYSTEM ADMINISTRATION | 172.64 | .00 |
| 237 TEXAS STATE TECHNICAL INSTITUTE FUND 719 TEXAS STATE TECHNICAL INSTITUTE | 3,463.73 | .00 |
| 238 UT OF DALLAS CURRENT FUND 738 UNIV OF TEXAS AT DALLAS | 79.50 | .00 |
| 242 A & M UNIV CURRENT FUND 711 A & M UNIVERSITY MAIN UNIVERSITY | 55,842.62 | .00 |
| 243 TARLETON COLLEGE CURRENT FUND 713 TARLETON COLLEGE | 17,521.59 | .00 |
| 244 UT AT ARLINGTON CURRENT FUND 714 U OF T AT ARLINGTON | 42,530.82 | .00 |
| 245 PRAIRIE VIEW A & M COLLEGE CURRENT FUND 715 PRAIRIE VIEW A & M COLLEGE | 26,201.91 | .00 |
| 247 TEXAS SOUTHERN UNIVERSITY CURRENT FUND 717 SOUTHERN UNIVERSITY | 13,304.06 | .00 |
| 248 UNIV OF TEXAS AT AUSTIN CURRENT FUND 721 UNIVERSITY OF TEXAS AT AUSTIN | 47,909.89 | .00 |
| 250 UT AT EL PASO CURRENT FUND 724 U OF T AT EL PASO | 85,650.99 | .00 |
| 253 TEXAS WOMANS UNIVERSITY CURRENT FUND 731 TEXAS WOMANS UNIVERSITY | 14,724.03 | .00 |
| 254 A & I UNIV CURRENT FUND 732 A & I UNIVERSITY | 34,196.22 | .00 |
| 255 TEXAS TECHNOLOGICAL UNIV CURRENT FUND 733 TEXAS TECHNOLOGICAL UNIV | 122,239.57 | .00 |

| | GROSS DISBURSEMENTS YEAR TO DATE | REFUND DISBURSEMENTS YEAR TO DATE |
|---|--|---|
| 256 LAMAR UNIVERSITY CURRENT FUND | | |
| 734 LAMAR UNIVERSITY | 48,390.30 | .00 |
| 257 EAST TEXAS STATE UNIV CURRENT FUND | | |
| 751 EAST TEXAS STATE UNIV | 48,956.65 | .00 |
| 258 NORTH TEXAS STATE UNIV CURRENT FUND | | |
| 752 NORTH TEXAS STATE UNIVERSITY | 107,163.00 | .00 |
| 259 SAM HOUSTON UNIV CURRENT FUND | | |
| 753 SAM HOUSTON STATE UNIV | 37,595.39 | .00 |
| 260 SOUTHWEST TEXAS UNIV CURRENT FUND | | |
| 754 SOUTHWEST TEXAS STATE UNIV | 24,418.04 | .00 |
| 261 STEPHEN F AUSTIN UNIV CURRENT FUND | | |
| 755 S F AUSTIN STATE UNIV | 46,519.40 | .00 |
| 262 SUL ROSS UNIV CURRENT FUND | | |
| 756 SUL ROSS STATE UNIV | 5,390.37 | .00 |
| 263 WEST TEXAS STATE UNIV CURRENT FUND | | |
| 757 WEST TEXAS STATE UNIVERSITY | 27,606.67 | .00 |
| 264 MIDWESTERN UNIVERSITY CURRENT FUND | | |
| 735 MIDWESTERN UNIVERSITY | 32,982.77 | .00 |
| 266 VOCATIONAL NURSE EXAMINERS FUND | | |
| 511 BOARD OF VOCATIONAL NURSE EXAMINERS | 12,554.95 | .00 |
| 273 FEDERAL HEALTH FUND | | |
| 501 DEPARTMENT OF HEALTH | 1,000,918.08 | 9.00 |
| 274 MOTOR VEHICLE INSPECTION FUND | | |
| 405 DEPARTMENT OF PUBLIC SAFETY | 419,332.77 | 216.00 |
| 275 TEXAS MARITIME ACADEMY CURRENT FUND | | |
| 718 TEXAS MARITIME ACADEMY | 604.47 | .00 |
| 415 VETERANS LAND BOND DIV D SER 1971 | | |
| 328 VETERANS LAND BOARD | 2,123.75 | .00 |
| 417 VETERANS LAND BOND DIV D SER 1971A | | |
| 328 VETERANS LAND BOARD | 2,405.40 | .00 |
| CODE TOTAL | 14,862,100.00 | 1,699.47 |
| 026 RENTS | | |
| 001 GENERAL REVENUE FUND | | |
| 101 SENATE | 171,652.09 | .00 |
| 102 HOUSE OF REPRESENTATIVES | 246,144.05 | 339.02 |
| 103 LEGISLATIVE COUNCIL | 48,800.17 | .00 |
| 104 LEGISLATIVE BUDGET BOARD | 9,968.27 | .00 |
| 105 LEGISLATIVE REFERENCE LIBRARY | 2,744.64 | .00 |
| 201 SUPREME COURT | 815.65 | .00 |
| 211 COURT OF CRIMINAL APPEALS | 36.00 | .00 |
| 212 JUDICIAL COUNCIL | 21.60 | .00 |
| 213 STATE ATTY BEFORE COURT OF CRIMINAL APPEALS | 21.60 | .00 |
| 223 COURT OF CIVIL APPEALS-THIRD DIST | 28.80 | .00 |
| 227 COURT OF CIVIL APPEALS-SEVENTH DIST | 486.00 | .00 |
| 231 COURT OF CIVIL APPEALS-ELEVENTH DIST | 15.75 | .00 |
| 233 COURT OF CIVIL APPEALS-THIRTEENTH DISTRICT | 34.80 | .00 |
| 242 JUDICIAL QUALIFICATIONS COMMISSION | 10.80 | .00 |
| 301 GOVERNOR-EXECUTIVE | 63,523.83 | .00 |
| 302 ATTORNEY GENERAL | 16,756.60 | .00 |

026 RENTS

GROSS
DISBURSEMENTS
YEAR TO DATEREFUND
DISBURSEMENTS
YEAR TO DATE

| | | |
|---|------------|-------|
| 001 GENERAL REVENUE FUND | | |
| 303 BOARD OF CONTROL | 82,137.70 | 72.30 |
| 305 GENERAL LAND OFFICE | 24,397.57 | .00 |
| 306 LIBRARY | 27,227.71 | .00 |
| 307 SECRETARY OF STATE | 23,653.20 | .00 |
| 308 AUDITOR | 1,066.58 | .00 |
| 310 TREASURER | 38,122.17 | .00 |
| 312 SECURITIES BOARD | 20,776.33 | .00 |
| 318 COMMISSION FOR THE BLIND | 12,627.44 | .00 |
| 326 GOOD NEIGHBOR COMMISSION | 3,598.74 | .00 |
| 401 ADJUTANT GENERAL | 254,517.54 | .00 |
| 403 VETERANS AFFAIRS COMMISSION | 163.18 | .00 |
| 406 NATIONAL GUARD ARMORY BOARD | 5,076.60 | .00 |
| 407 LAW ENFORCEMENT OFFICER STANDARDS & EDUCATION | 3,261.60 | .00 |
| 452 BUREAU OF LABOR STATISTICS | 9,566.12 | .00 |
| 453 INDUSTRIAL ACCIDENT BOARD | 10,678.86 | .00 |
| 465 INDUSTRIAL COMMISSION | 9,792.71 | .00 |
| 467 BOARD OF PRIVATE DETECTIVES ETC | 360.27 | .00 |
| 501 DEPARTMENT OF HEALTH | 208,286.36 | .00 |
| 506 U OF T-MD ANDERSON HOSPITAL & TUMOR INSTITUTE | 17,267.90 | .00 |
| 509 BD OF EXAMINERS FOR HEARING AIDS | 2,446.19 | .00 |
| 517 COMMISSION ON ALCOHOLISM | 1,949.96 | .00 |
| 518 WATER QUALITY BOARD | 81,140.00 | .00 |
| 519 AIR CONTROL BOARD | 20,894.20 | .00 |
| 551 DEPARTMENT OF AGRICULTURE | 186,129.62 | .00 |
| 552 WATER RIGHTS COMMISSION | 15,283.91 | .00 |
| 554 TEXAS ANIMAL HEALTH COMMISSION | 770.09 | .00 |
| 556 AGRICULTURAL EXPERIMENT STATION | 39,260.89 | .00 |
| 557 VETERINARY MEDICAL DIAGNOSTIC LABORATORY | 2,091.60 | .00 |
| 576 FOREST SERVICE | 3,795.41 | .00 |
| 580 WATER DEVELOPMENT BOARD | 574,116.80 | .00 |
| 592 SOIL CONSERVATION BOARD | 4,210.98 | .00 |
| 651 CORSICANA STATE HOME | 1,107.15 | .00 |
| 652 WACO STATE HOME | 544.57 | .00 |
| 654 BROWNWOOD STATE SCHOOL FOR GIRLS | 449.27 | .00 |
| 655 MENTAL HEALTH & MENTAL RETARDATION | 526,919.77 | .00 |
| 656 VERNON GERIATRIC CENTER | 1,670.99 | .00 |
| 657 AMARILLO CTR FOR HUMAN DEVELOPMENT | 2,588.36 | .00 |
| 658 BEAUMONT CTR FOR HUMAN DEVELOPMENT | 166.83 | .00 |
| 659 RIO GRANDE STATE CENTER MHR | 717.47 | .00 |
| 660 DENTON STATE SCHOOL | 16,860.76 | .00 |
| 663 COMMISSION FOR INDIAN AFFAIRS | 1,170.73 | .00 |
| 664 FORT WORTH MENTAL HEALTH CLINIC | 40.00 | .00 |
| 666 EAST TEXAS STATE CHEST HOSPITAL | 3,338.56 | .00 |
| 668 RICHMOND STATE SCHOOL | 4,522.66 | .00 |
| 669 LUFKIN STATE SCHOOL | 3,992.51 | .00 |
| 670 CORPUS CHRISTI STATE SCHOOL | 1,195.05 | .00 |
| 671 SAN ANGELO CENTER MHR | 3,846.23 | .00 |
| 672 MEXIA STATE SCHOOL | 9,768.80 | .00 |
| 673 SAN ANTONIO STATE CHEST HOSPITAL | 16,010.54 | .00 |

026 RENTS

001 GENERAL REVENUE FUND

| | GROSS DISBURSEMENTS YEAR TO DATE | REFUND DISBURSEMENTS YEAR TO DATE |
|---|--|---|
| 674 KERRVILLE STATE HOSPITAL | 12,759.79 | .00 |
| 675 TRAVIS STATE SCHOOL | 4,638.08 | .00 |
| 676 ABILENE STATE SCHOOL | 6,914.79 | .00 |
| 677 AUSTIN STATE HOSPITAL | 17,247.73 | .00 |
| 678 AUSTIN STATE SCHOOL | 3,179.48 | .00 |
| 679 RUSK STATE HOSPITAL | 4,415.68 | .00 |
| 681 SAN ANTONIO STATE HOSPITAL | 9,577.78 | .00 |
| 682 TERRELL STATE HOSPITAL | 3,545.34 | .00 |
| 683 WICHITA FALLS STATE HOSPITAL | 13,647.68 | .00 |
| 684 HARLINGEN STATE CHEST SANATORIUM | 5,429.38 | .00 |
| 685 RESEARCH INSTITUTE OF MENTAL SCIENCES | 395,084.34 | .00 |
| 686 BIG SPRING STATE HOSPITAL | 6,101.60 | .00 |
| 687 LUBBOCK STATE SCHOOL | 3,641.31 | .00 |
| 690 WEST TEXAS CHILDRENS HOME | 1,393.27 | .00 |
| 691 GATESVILLE STATE SCHOOL FOR BOYS | 1,734.50 | .00 |
| 692 GAINESVILLE STATE SCHOOL FOR GIRLS | 520.15 | .00 |
| 693 CROCKETT STATE SCHOOL FOR GIRLS | 892.66 | .00 |
| 694 YOUTH COUNCIL | 32,996.88 | .00 |
| 695 MOUNT VIEW SCHOOL FOR BOYS | 1,129.64 | .00 |
| 696 DEPARTMENT OF CORRECTIONS | 203,027.14 | 552.28 |
| 697 BOARD OF PARDONS & PAROLES | 31,573.71 | .00 |
| 701 TEXAS EDUCATION AGENCY | 14,878.90 | .00 |
| 710 A & M UNIV SYSTEM ADMINISTRATION | 1,727.60 | .00 |
| 711 A & M UNIVERSITY MAIN UNIVERSITY | 208,442.88 | .00 |
| 712 ENGINEERING EXPERIMENT STATION & TRANSPR INST | 242,141.58 | .00 |
| 713 TARLETON COLLEGE | 1,291.40 | .00 |
| 714 U OF T AT ARLINGTON | 42,873.28 | .00 |
| 715 PRAIRIE VIEW A & M COLLEGE | 27,380.61 | .00 |
| 717 SOUTHERN UNIVERSITY | 16,620.46 | .00 |
| 718 TEXAS MARITIME ACADEMY | 1,443.74 | .00 |
| 719 TEXAS STATE TECHNICAL INSTITUTE | 48,528.35 | .00 |
| 721 UNIVERSITY OF TEXAS AT AUSTIN | 37,011.28 | .00 |
| 722 U OF T MEDICAL SCHOOL AT SAN ANTONIO | 40,192.13 | .00 |
| 723 U OF T MEDICAL BRANCH AT GALVESTON | 1,294.13 | .00 |
| 725 U OF T SCHOOL OF PUBLIC HEALTH AT HOUSTON | 98,959.58 | .00 |
| 726 UNIV OF TEXAS POSTGRADUATE SCH OF MEDICINE | 66,362.90 | .00 |
| 728 U OF T DENTAL SCHOOL AT HOUSTON | 6,568.14 | .00 |
| 729 TEXAS SOUTHWESTERN MEDICAL SCHOOL | 68,049.57 | .00 |
| 731 TEXAS WOMANS UNIVERSITY | 56,876.14 | .00 |
| 732 A & I UNIVERSITY | 73,240.28 | .00 |
| 733 TEXAS TECHNOLOGICAL UNIV | 32,848.00 | .00 |
| 735 MIDWESTERN UNIVERSITY | 383.00 | .00 |
| 737 ANGELO STATE UNIV | 629.85 | .00 |
| 739 TEXAS TECH UNIVER SCHOOL OF MEDICINE | 2,492.61 | .00 |
| 740 UT DENTAL BR AT SAN ANTONIO | 654.28 | .00 |
| 741 UT MEDICAL SCHOOL AT HOUSTON | 26,012.64 | .00 |
| 751 EAST TEXAS STATE UNIV | 78,894.89 | .00 |
| 752 NORTH TEXAS STATE UNIVERSITY | 10,528.15 | .00 |
| 753 SAM HOUSTON STATE UNIV | 14,525.76 | .00 |

026 RENTS

GROSS
DISBURSEMENTS
YEAR TO DATEREFUND
DISBURSEMENTS
YEAR TO DATE

| | | |
|---|--------------|--------|
| 001 GENERAL REVENUE FUND | | |
| 754 SOUTHWEST TEXAS STATE UNIV | 31,127.56 | .00 |
| 755 S F AUSTIN STATE UNIV | 1,175.81 | .00 |
| 756 SUL ROSS STATE UNIV | 2,074.23 | .00 |
| 757 WEST TEXAS STATE UNIVERSITY | 39,952.27 | .00 |
| 758 BOARD OF REGENTS STATE SENIOR COLLEGES | 743.80 | .00 |
| 781 COORDINATING BOARD COLLEGE & UNIV SYSTEM | 135,101.43 | .00 |
| 802 PARKS AND WILD LIFE DEPARTMENT | 1,069.23 | .00 |
| 808 HISTORICAL SURVEY COMMITTEE | 2,044.69 | .00 |
| 813 TEXAS FINE ARTS COMMISSION | 3,814.70 | .00 |
| 815 TEXAS TOURIST DEVELOPMENT AGENCY | 10,402.77 | .00 |
| 816 ADMIRAL NIMITZ MUSEUM | 7.20 | .00 |
| 904 NATURAL FIBERS & FOOD PROTEIN COMMITTEE | 1,335.42 | .00 |
| FUND TOTAL | 5,049,791.30 | 963.60 |
| 006 STATE HIGHWAY FUND | | |
| 405 DEPARTMENT OF PUBLIC SAFETY | 433,647.57 | .00 |
| 007 STATE BUILDING FUND | | |
| 309 BUILDING COMMISSION | 7,559.30 | .00 |
| 009 SPECIAL GAME & FISH FUND | | |
| 802 PARKS AND WILD LIFE DEPARTMENT | 166,377.49 | 161.00 |
| 011 AVAILABLE UNIVERSITY FUND | | |
| 721 UNIVERSITY OF TEXAS AT AUSTIN | 664,418.89 | .00 |
| 019 VITAL STATISTICS FUND | | |
| 501 DEPARTMENT OF HEALTH | 997.49 | .00 |
| 023 DEPARTMENT OF AGRICULTURE FUND | | |
| 551 DEPARTMENT OF AGRICULTURE | 85,656.40 | .00 |
| 024 PSYCHOLOGISTS LICENSING FUND | | |
| 520 BD OF EXAMINERS OF PSYCHOLOGISTS | 742.28 | .00 |
| 026 UNEMPLOYMENT COMPENSATION ADMIN FUND | | |
| 322 EMPLOYMENT COMMISSION | 1,821,923.39 | .90 |
| 029 TRAFFIC SAFETY FUND | | |
| 301 GOVERNOR-EXECUTIVE | 1,310.99 | .00 |
| 034 OPTOMETRY FUND | | |
| 514 OPTOMETRY BOARD | 2,822.95 | .00 |
| 035 VETERINARY FUND | | |
| 578 BOARD OF VETERINARY EXAMINERS | 1,692.00 | .00 |
| 036 INSURANCE COMMISSION OPERATING FUND | | |
| 454 BOARD OF INSURANCE | 220,040.85 | .00 |
| 039 COMMODITY DISTRIBUTION FUND | | |
| 324 DEPARTMENT OF PUBLIC WELFARE | 112,430.88 | .00 |
| 040 BARBER EXAMINERS FUND | | |
| 502 BOARD OF BARBER EXAMINERS | 1,959.00 | .00 |
| 047 A & M UNIV AVAILABLE FUND | | |
| 711 A & M UNIVERSITY MAIN UNIVERSITY | 15,078.01 | 526.94 |
| 055 MEDICAL REGISTRATION FUND | | |
| 503 BOARD OF MEDICAL EXAMINERS | 13,654.95 | .00 |
| 056 PROFESSIONAL ENGINEERS FUND | | |
| 460 BD OF REGISTRATION FOR PROFESSIONAL ENGINEERS | 6,910.30 | .00 |
| 058 FEED CONTROL FUND | | |
| 556 AGRICULTURAL EXPERIMENT STATION | 7,894.18 | .00 |

| | GROSS DISBURSEMENTS YEAR TO DATE | REFUND DISBURSEMENTS YEAR TO DATE |
|--|--|---|
| 059 SPECIAL BOAT FUND | | |
| 802 PARKS AND WILD LIFE DEPARTMENT | 21,555.50 | .00 |
| 061 COMMISSION FOR REHABILITATION OPERATING FUND | | |
| 330 COMMISSION FOR REHABILITATION | 921,704.93 | .00 |
| 062 COMPTROLLERS OPERATING FUND | | |
| 304 COMPTROLLER OF PUBLIC ACCOUNTS | 1,393,198.58 | .00 |
| 063 LAND & WATER RECREATION & SAFETY FUND | | |
| 802 PARKS AND WILD LIFE DEPARTMENT | 39,359.36 | .00 |
| 064 STATE PARKS FUND | | |
| 802 PARKS AND WILD LIFE DEPARTMENT | 19,462.93 | .00 |
| 069 BOARD OF LANDSCAPE ARCHITECTS FUND | | |
| 468 BD OF LANDSCAPE ARCHITECTS | 67.82 | .00 |
| 070 BICENTENNIAL FUND | | |
| 906 AMERICAN BICENTENNIAL REVOLUTION COMMISSION | 21.60 | .00 |
| 072 ATTORNEY GENERAL OPERATING FUND | | |
| 302 ATTORNEY GENERAL | 36,248.76 | .00 |
| 075 REGISTERED PUBLIC SURVEYORS FUND | | |
| 463 BOARD OF REGISTRATION FOR PUBLIC SURVEYORS | 45.00 | .00 |
| 080 LAND OFFICE PERMIT FEE FUND | | |
| 305 GENERAL LAND OFFICE | 1,503.00 | .00 |
| 086 DENTAL REGISTRATION FUND | | |
| 504 BOARD OF DENTAL EXAMINERS | 2,457.62 | .00 |
| 088 BOARD OF COSMETOLOGISTS FUND | | |
| 505 COSMETOLOGY COMMISSION | 41,338.80 | .00 |
| 094 WORKMENS COMPENSATION FUND | | |
| 453 INDUSTRIAL ACCIDENT BOARD | 31,349.25 | .00 |
| 097 LIQUOR ACT ENFORCEMENT FUND | | |
| 458 ALCOHOLIC BEVERAGE COM | 92,287.42 | .00 |
| 099 OPERATORS & CHAUFFEURS FUND | | |
| 405 DEPARTMENT OF PUBLIC SAFETY | 29,810.32 | .00 |
| 102 AIR CONTROL BOARD SPECIAL FUND | | |
| 519 AIR CONTROL BOARD | 30,370.81 | .00 |
| 109 ARCHITECTS REGISTRATION FUND | | |
| 459 BOARD OF ARCHITECTURAL EXAMINERS | 3,547.00 | .00 |
| 112 EDUCATION AGENCY OPERATING FUND | | |
| 701 TEXAS EDUCATION AGENCY | 324,119.85 | 3.00 |
| 114 REAL ESTATE LICENSE FUND | | |
| 329 REAL ESTATE COMMISSION | 13,091.73 | .00 |
| 118 FEDERAL PUBLIC LIBRARY SERVICE FUND | | |
| 306 LIBRARY | 11,913.00 | .00 |
| 123 WATER BOARD PLANNING FUND | | |
| 580 WATER DEVELOPMENT BOARD | 19,894.02 | .00 |
| 127 FEDERAL ECONOMIC OPPORTUNITY FUND | | |
| 301 GOVERNOR-EXECUTIVE | 29,558.88 | .00 |
| 134 FEDERAL OLDER AMERICANS FUND | | |
| 301 GOVERNOR-EXECUTIVE | 4,011.74 | .00 |
| 140 CHIROPRACTIC EXAMINERS FUND | | |
| 508 BOARD OF CHIROPRACTIC EXAMINERS | 1,801.20 | .00 |
| 141 FEDERAL ADULT BLIND FUND | | |
| 318 COMMISSION FOR THE BLIND | 148,147.86 | .00 |
| 148 FEDERAL HEALTH EDUCATION & WELFARE FUND | | |
| 701 TEXAS EDUCATION AGENCY | 230.00 | .00 |

| | GROSS DISBURSEMENTS YEAR TO DATE | REFUND DISBURSEMENTS YEAR TO DATE |
|--|--|---|
| 150 AIRCRAFT FUEL TAX FUND | | |
| 461 AERONAUTIC COMMISSION | 5,117.68 | .00 |
| 153 WATER QUALITY FUND | | |
| 518 WATER QUALITY BOARD | 17,213.58 | .00 |
| 155 RAILROAD COMMISSION OPERATING FUND | | |
| 455 RAILROAD COMMISSION | 204,867.65 | .00 |
| 156 INDUSTRIAL REVOLVING FUND | | |
| 696 DEPARTMENT OF CORRECTIONS | 42,761.67 | .00 |
| 158 WATER RIGHTS ADMINISTRATION FUND | | |
| 552 WATER RIGHTS COMMISSION | 755.40 | .00 |
| 165 UNEMPLOYMENT COMPENSATION ADMIN FUND | | |
| 322 EMPLOYMENT COMMISSION | 420.00 | .00 |
| 166 WELFARE ADMINISTRATION OPERATING FUND | | |
| 324 DEPARTMENT OF PUBLIC WELFARE | 979,417.37 | .00 |
| 219 FEDERAL HIGHER EDUCATION FUND | | |
| 781 COORDINATING BOARD COLLEGE & UNIV SYSTEM | 45.00 | .00 |
| 220 BASIC SCIENCE EXAMINATION FUND | | |
| 510 BOARD OF EXAMINERS IN BASIC SCIENCE | 561.00 | .00 |
| 222 DEPT PUBLIC SAFETY FEDERAL FUND | | |
| 405 DEPARTMENT OF PUBLIC SAFETY | 36,761.86 | .00 |
| 223 FEDERAL LAND AND WATER CONSERVATION FUND | | |
| 802 PARKS AND WILD LIFE DEPARTMENT | 2,978.83 | .00 |
| 224 GOVERNORS OFFICE FEDERAL PROJECTS FUND | | |
| 301 GOVERNOR-EXECUTIVE | 70,367.97 | .00 |
| 225 UNIVERSITY OF HOUSTON CURRENT FUND | | |
| 730 UNIVERSITY OF HOUSTON | 236,251.35 | .00 |
| 226 PAN AMERICAN UNIV CURRENT FUND | | |
| 736 PAN AMERICAN UNIVERSITY | 74,361.45 | .00 |
| 227 ANGELO STATE UNIV CURRENT FUND | | |
| 737 ANGELO STATE UNIV | 49,434.45 | .00 |
| 237 TEXAS STATE TECHNICAL INSTITUTE FUND | | |
| 719 TEXAS STATE TECHNICAL INSTITUTE | 12,919.87 | .00 |
| 242 A & M UNIV CURRENT FUND | | |
| 711 A & M UNIVERSITY MAIN UNIVERSITY | 229,517.64 | .00 |
| 243 TARLETON COLLEGE CURRENT FUND | | |
| 713 TARLETON COLLEGE | 1,796.15 | .00 |
| 244 UT AT ARLINGTON CURRENT FUND | | |
| 714 U OF T AT ARLINGTON | 54,069.37 | .00 |
| 245 PRAIRIE VIEW A & M COLLEGE CURRENT FUND | | |
| 715 PRAIRIE VIEW A & M COLLEGE | 54,768.85 | .00 |
| 247 TEXAS SOUTHERN UNIVERSITY CURRENT FUND | | |
| 717 SOUTHERN UNIVERSITY | 64,336.44 | .00 |
| 248 UNIV OF TEXAS AT AUSTIN CURRENT FUND | | |
| 721 UNIVERSITY OF TEXAS AT AUSTIN | 204,419.78 | .00 |
| 250 UT AT EL PASO CURRENT FUND | | |
| 724 U OF T AT EL PASO | 192,574.85 | .00 |
| 253 TEXAS WOMANS UNIVERSITY CURRENT FUND | | |
| 731 TEXAS WOMANS UNIVERSITY | 25,220.79 | .00 |
| 254 A & I UNIV CURRENT FUND | | |
| 732 A & I UNIVERSITY | 127,341.99 | .00 |
| 255 TEXAS TECHNOLOGICAL UNIV CURRENT FUND | | |
| 733 TEXAS TECHNOLOGICAL UNIV | 343,734.01 | .00 |

| | GROSS DISBURSEMENTS YEAR TO DATE | REFUND DISBURSEMENTS YEAR TO DATE |
|---|--|---|
| 256 LAMAR UNIVERSITY CURRENT FUND | | |
| 734 LAMAR UNIVERSITY | 76,495.91 | .00 |
| 257 EAST TEXAS STATE UNIV CURRENT FUND | | |
| 751 EAST TEXAS STATE UNIV | 66,348.43 | .00 |
| 258 NORTH TEXAS STATE UNIV CURRENT FUND | | |
| 752 NORTH TEXAS STATE UNIVERSITY | 296,805.36 | .00 |
| 259 SAM HOUSTON UNIV CURRENT FUND | | |
| 753 SAM HOUSTON STATE UNIV | 167,439.46 | .00 |
| 260 SOUTHWEST TEXAS UNIV CURRENT FUND | | |
| 754 SOUTHWEST TEXAS STATE UNIV | 82,567.99 | .00 |
| 261 STEPHEN F AUSTIN UNIV CURRENT FUND | | |
| 755 S F AUSTIN STATE UNIV | 108,167.56 | .00 |
| 262 SUL ROSS UNIV CURRENT FUND | | |
| 756 SUL ROSS STATE UNIV | 6,398.81 | .00 |
| 263 WEST TEXAS STATE UNIV CURRENT FUND | | |
| 757 WEST TEXAS STATE UNIVERSITY | 172,708.69 | .00 |
| 264 MIDWESTERN UNIVERSITY CURRENT FUND | | |
| 735 MIDWESTERN UNIVERSITY | 10,398.81 | .00 |
| 266 VOCATIONAL NURSE EXAMINERS FUND | | |
| 511 BOARD OF VOCATIONAL NURSE EXAMINERS | 1,394.20 | .00 |
| 273 FEDERAL HEALTH FUND | | |
| 501 DEPARTMENT OF HEALTH | 224,650.74 | .00 |
| 274 MOTOR VEHICLE INSPECTION FUND | | |
| 405 DEPARTMENT OF PUBLIC SAFETY | 305,505.53 | .00 |
| 275 TEXAS MARITIME ACADEMY CURRENT FUND | | |
| 718 TEXAS MARITIME ACADEMY | 465.60 | .00 |
| CODE TOTAL | 16,383,367.29 | 1,655.44 |
| 027 SURETY BOND PREMIUMS | | |
| 001 GENERAL REVENUE FUND | | |
| 211 COURT OF CRIMINAL APPEALS | 25.00 | .00 |
| 222 COURT OF CIVIL APPEALS--SECOND DIST | 23.00 | .00 |
| 223 COURT OF CIVIL APPEALS--THIRD DIST | 50.00 | .00 |
| 224 COURT OF CIVIL APPEALS--FOURTH DIST | 35.00 | .00 |
| 227 COURT OF CIVIL APPEALS--SEVENTH DIST | 9.00 | .00 |
| 228 COURT OF CIVIL APPEALS--EIGHTH DIST | 69.00 | .00 |
| 229 COURT OF CIVIL APPEALS--NINTH DIST | 53.00 | .00 |
| 230 COURT OF CIVIL APPEALS--TENTH DIST | 25.00 | .00 |
| 231 COURT OF CIVIL APPEALS--ELEVENTH DIST | 52.00 | .00 |
| 233 COURT OF CIVIL APPEALS--THIRTEENTH DISTRICT | 35.00 | .00 |
| 234 COURT OF CIVIL APPEALS--FOURTEENTH DIST | 92.00 | .00 |
| 302 ATTORNEY GENERAL | 1,066.65 | .00 |
| 303 BOARD OF CONTROL | 27.00 | .00 |
| 305 GENERAL LAND OFFICE | 1,673.00 | .00 |
| 307 SECRETARY OF STATE | 93.00 | .00 |
| 401 ADJUTANT GENERAL | 66.00 | .00 |
| 452 BUREAU OF LABOR STATISTICS | 176.98 | .00 |
| 518 WATER QUALITY BOARD | 627.00 | .00 |
| 555 AGRICULTURAL EXTENSION SERVICE | 124.97 | .00 |
| 556 AGRICULTURAL EXPERIMENT STATION | 683.38 | .00 |

| | GROSS DISBURSEMENTS YEAR TO DATE | REFUND DISBURSEMENTS YEAR TO DATE |
|--|--|---|
| 027 SURETY BOND PREMIUMS | | |
| 001 GENERAL REVENUE FUND | | |
| 577 RODENT & PREDATORY ANIMAL CONTROL | 1.23 | .00 |
| 579 RIO GRANDE COMPACT COMMISSION | 70.00 | .00 |
| 651 CORSICANA STATE HOME | 64.00 | 10.60 |
| 652 WACO STATE HOME | 52.00 | 12.20 |
| 663 COMMISSION FOR INDIAN AFFAIRS | 76.00 | .00 |
| 690 WEST TEXAS CHILDRENS HOME | 53.00 | 7.40 |
| 691 GATESVILLE STATE SCHOOL FOR BOYS | .00 | 32.40 |
| 692 GAINESVILLE STATE SCHOOL FOR GIRLS | 60.00 | 12.80 |
| 693 CROCKETT STATE SCHOOL FOR GIRLS | 52.00 | 8.60 |
| 694 YOUTH COUNCIL | 74.00 | 13.80 |
| 695 MOUNT VIEW SCHOOL FOR BOYS | 63.00 | 14.60 |
| 710 A & M UNIV SYSTEM ADMINISTRATION | 152.06 | .00 |
| 711 A & M UNIVERSITY MAIN UNIVERSITY | 40.00 | .00 |
| 713 TARLETON COLLEGE | 294.04 | .00 |
| 715 PRAIRIE VIEW A & M COLLEGE | 5.00 | .00 |
| 717 SOUTHERN UNIVERSITY | 665.00 | .00 |
| 718 TEXAS MARITIME ACADEMY | 10.67 | .00 |
| 722 U OF T MEDICAL SCHOOL AT SAN ANTONIO | 24.50 | .00 |
| 729 TEXAS SOUTHWESTERN MEDICAL SCHOOL | 278.00 | .00 |
| FUND TOTAL | 7,040.48 | 112.40 |
| 006 STATE HIGHWAY FUND | | |
| 405 DEPARTMENT OF PUBLIC SAFETY | 3.00 | .00 |
| 011 AVAILABLE UNIVERSITY FUND | | |
| 721 UNIVERSITY OF TEXAS AT AUSTIN | 357.00 | .00 |
| 024 PSYCHOLOGISTS LICENSING FUND | | |
| 520 BD OF EXAMINERS OF PSYCHOLOGISTS | 35.00 | .00 |
| 026 UNEMPLOYMENT COMPENSATION ADMIN FUND | | |
| 322 EMPLOYMENT COMMISSION | 2,973.00 | .00 |
| 034 OPTOMETRY FUND | | |
| 514 OPTOMETRY BOARD | 50.00 | .00 |
| 035 VETERINARY FUND | | |
| 578 BOARD OF VETERINARY EXAMINERS | 12.50 | .00 |
| 036 INSURANCE COMMISSION OPERATING FUND | | |
| 454 BOARD OF INSURANCE | 2,124.00 | .00 |
| 039 COMMODITY DISTRIBUTION FUND | | |
| 324 DEPARTMENT OF PUBLIC WELFARE | 93.60 | .00 |
| 062 COMPTROLLERS OPERATING FUND | | |
| 304 COMPTROLLER OF PUBLIC ACCOUNTS | 1,460.00 | .00 |
| 069 BOARD OF LANDSCAPE ARCHITECTS FUND | | |
| 468 BD OF LANDSCAPE ARCHITECTS | 35.00 | .00 |
| 086 DENTAL REGISTRATION FUND | | |
| 504 BOARD OF DENTAL EXAMINERS | 25.00 | .00 |
| 088 BOARD OF COSMETOLOGISTS FUND | | |
| 505 COSMETOLOGY COMMISSION | 73.00 | .00 |
| 097 LIQUOR ACT ENFORCEMENT FUND | | |
| 458 ALCOHOLIC BEVERAGE COM | 1,482.00 | .00 |
| 112 EDUCATION AGENCY OPERATING FUND | | |
| 701 TEXAS EDUCATION AGENCY | 267.00 | .00 |
| 127 FEDERAL ECONOMIC OPPORTUNITY FUND | | |
| 301 GOVERNOR-EXECUTIVE | 63.00 | .00 |

| | GROSS DISBURSEMENTS YEAR TO DATE | REFUND DISBURSEMENTS YEAR TO DATE |
|--|--|---|
| 140 CHIROPRACTIC EXAMINERS FUND | | |
| 508 BOARD OF CHIROPRACTIC EXAMINERS | 38.00 | .00 |
| 150 AIRCRAFT FUEL TAX FUND | | |
| 461 AERONAUTIC COMMISSION | 44.00 | .00 |
| 155 RAILROAD COMMISSION OPERATING FUND | | |
| 455 RAILROAD COMMISSION | 331.00 | .00 |
| 166 WELFARE ADMINISTRATION OPERATING FUND | | |
| 324 DEPARTMENT OF PUBLIC WELFARE | 18.40 | .00 |
| 224 GOVERNORS OFFICE FEDERAL PROJECTS FUND | | |
| 301 GOVERNOR-EXECUTIVE | 50.00 | .00 |
| 226 PAN AMERICAN UNIV CURRENT FUND | | |
| 736 PAN AMERICAN UNIVERSITY | 588.00 | .00 |
| 248 UNIV OF TEXAS AT AUSTIN CURRENT FUND | | |
| 721 UNIVERSITY OF TEXAS AT AUSTIN | 1,977.00 | .00 |
| 258 NORTH TEXAS STATE UNIV CURRENT FUND | | |
| 752 NORTH TEXAS STATE UNIVERSITY | 6,846.00 | .00 |
| 263 WEST TEXAS STATE UNIV CURRENT FUND | | |
| 757 WEST TEXAS STATE UNIVERSITY | 2,002.00 | .00 |
| 266 VOCATIONAL NURSE EXAMINERS FUND | | |
| 511 BOARD OF VOCATIONAL NURSE EXAMINERS | 84.06 | .00 |
| CODE TOTAL | 28,072.04 | 112.40 |
| 028 OTHER OPERATING EXPENSES | | |
| 001 GENERAL REVENUE FUND | | |
| 101 SENATE | 72,759.94 | .00 |
| 102 HOUSE OF REPRESENTATIVES | 119,626.55 | 153.52 |
| 103 LEGISLATIVE COUNCIL | 37,313.28 | .00 |
| 104 LEGISLATIVE BUDGET BOARD | 13,142.31 | .00 |
| 105 LEGISLATIVE REFERENCE LIBRARY | 8,883.56 | 15.60 |
| 107 COMMISSION ON UNIFORM STATE LAWS | 3,850.00 | .00 |
| 201 SUPREME COURT | 383.92 | .00 |
| 211 COURT OF CRIMINAL APPEALS | 339.75 | .00 |
| 212 JUDICIAL COUNCIL | 199.49 | .00 |
| 221 COURT OF CIVIL APPEALS-FIRST DIST | 13.05 | .00 |
| 222 COURT OF CIVIL APPEALS-SECOND DIST | 178.50 | .00 |
| 223 COURT OF CIVIL APPEALS-THIRD DIST | 272.41 | .00 |
| 224 COURT OF CIVIL APPEALS-FOURTH DIST | 468.11 | .00 |
| 225 COURT OF CIVIL APPEALS-FIFTH DIST | 42.40 | .00 |
| 226 COURT OF CIVIL APPEALS-SIXTH DIST | 254.94 | .00 |
| 227 COURT OF CIVIL APPEALS-SEVENTH DIST | 1,064.50 | .00 |
| 228 COURT OF CIVIL APPEALS-EIGHTH DIST | 295.25 | .00 |
| 229 COURT OF CIVIL APPEALS-NINTH DIST | 66.17 | .00 |
| 230 COURT OF CIVIL APPEALS-TENTH DIST | 175.45 | .00 |
| 231 COURT OF CIVIL APPEALS-ELEVENTH DIST | 106.00 | .00 |
| 232 COURT OF CIVIL APPEALS-TWELFTH DISTRICT | 92.85 | .00 |
| 233 COURT OF CIVIL APPEALS-THIRTEENTH DISTRICT | 1,040.74 | .00 |
| 234 COURT OF CIVIL APPEALS-FOURTEENTH DIST | 100.35 | .00 |
| 242 JUDICIAL QUALIFICATIONS COMMISSION | 877.99 | .00 |
| 301 GOVERNOR-EXECUTIVE | 354,285.28 | 47.61 |
| 302 ATTORNEY GENERAL | 146,462.75 | .00 |

GROSS
DISBURSEMENTS
YEAR TO DATE

REFUND
DISBURSEMENTS
YEAR TO DATE

028 OTHER OPERATING EXPENSES

001 GENERAL REVENUE FUND

| | | |
|---|------------|--------|
| 303 BOARD OF CONTROL | 88,930.70 | 9.00 |
| 304 COMPTROLLER OF PUBLIC ACCOUNTS | 113.94 | .00 |
| 305 GENERAL LAND OFFICE | 31,827.03 | .00 |
| 306 LIBRARY | 46,975.65 | .00 |
| 307 SECRETARY OF STATE | 223,410.48 | .00 |
| 308 AUDITOR | 1,270.45 | .00 |
| 310 TREASURER | 24,424.69 | .00 |
| 312 SECURITIES BOARD | 5,480.45 | .00 |
| 318 COMMISSION FOR THE BLIND | 13,409.41 | .00 |
| 324 DEPARTMENT OF PUBLIC WELFARE | 15,000.00 | .00 |
| 325 FIREMENS PENSION COMMISSION | 41.25 | .00 |
| 326 GOOD NEIGHBOR COMMISSION | 21,664.31 | .00 |
| 327 EMPLOYEES RETIREMENT SYSTEM | 12,500.00 | .00 |
| 331 MASS TRANSPORTATION COMMISSION | 35,760.12 | .00 |
| 401 ADJUTANT GENERAL | 22,274.49 | .00 |
| 403 VETERANS AFFAIRS COMMISSION | 2,148.18 | .00 |
| 406 NATIONAL GUARD ARMORY BOARD | 50,743.79 | .00 |
| 407 LAW ENFORCEMENT OFFICER STANDARDS & EDUCATION | 244.90 | .00 |
| 452 BUREAU OF LABOR STATISTICS | 2,522.83 | .00 |
| 453 INDUSTRIAL ACCIDENT BOARD | 302.17 | .00 |
| 465 INDUSTRIAL COMMISSION | 256,898.26 | 400.00 |
| 467 BOARD OF PRIVATE DETECTIVES ETC | 244.13 | .00 |
| 501 DEPARTMENT OF HEALTH | 43,050.49 | 13.50 |
| 506 U OF T-MO ANDERSON HOSPITAL & TUMOR INSTITUTE | 81,501.44 | .00 |
| 509 BD OF EXAMINERS FOR HEARING AIDS | 235.79 | .00 |
| 517 COMMISSION ON ALCOHOLISM | 6,263.17 | .00 |
| 518 WATER QUALITY BOARD | 6,078.01 | 22.75 |
| 519 AIR CONTROL BOARD | 3,224.41 | .00 |
| 551 DEPARTMENT OF AGRICULTURE | 276,052.02 | 69.55 |
| 552 WATER RIGHTS COMMISSION | 16,783.56 | .00 |
| 554 TEXAS ANIMAL HEALTH COMMISSION | 1,725.48 | .00 |
| 555 AGRICULTURAL EXTENSION SERVICE | 13,019.69 | .00 |
| 556 AGRICULTURAL EXPERIMENT STATION | 254,677.13 | .00 |
| 557 VETERINARY MEDICAL DIAGNOSTIC LABORATORY | 16,015.19 | .00 |
| 576 FOREST SERVICE | 65,457.31 | .00 |
| 577 RODENT & PREDATORY ANIMAL CONTROL | 93.70 | .00 |
| 579 RIO GRANDE COMPACT COMMISSION | 1,395.74 | .00 |
| 580 WATER DEVELOPMENT BOARD | 294,749.91 | 112.00 |
| 583 SABINE RIVER COMPACT COMMISSION | 7,970.00 | .00 |
| 592 SOIL CONSERVATION BOARD | 334,914.79 | .00 |
| 599 PECOS RIVER COMPACT COMMISSION | 39,100.00 | .00 |
| 651 CORSICANA STATE HOME | 77,389.74 | 7.55 |
| 652 WACO STATE HOME | 93,371.54 | 288.79 |
| 654 BROWNWOOD STATE SCHOOL FOR GIRLS | 17,153.14 | .00 |
| 655 MENTAL HEALTH & MENTAL RETARDATION | 237,238.98 | 799.85 |
| 656 VERNON GERIATRIC CENTER | 56,681.67 | .00 |
| 657 AMARILLO CTR FOR HUMAN DEVELOPMENT | 14,924.26 | 17.55 |
| 658 BEAUMONT CTR FOR HUMAN DEVELOPMENT | 22,156.40 | 26.40 |
| 659 RIO GRANDE STATE CENTER MHR | 6,537.72 | 16.95 |

| | GROSS DISBURSEMENTS YEAR TO DATE | REFUND DISBURSEMENTS YEAR TO DATE |
|---|--|---|
| 028 OTHER OPERATING EXPENSES | | |
| 001 GENERAL REVENUE FUND | | |
| 660 DENTON STATE SCHOOL | 30,222.70 | 625.03 |
| 662 DALLAS MENTAL HEALTH CLINIC | 4,350.67 | 63.00 |
| 663 COMMISSION FOR INDIAN AFFAIRS | 25,480.87 | .00 |
| 664 FORT WORTH MENTAL HEALTH CLINIC | 1,111.84 | .00 |
| 666 EAST TEXAS STATE CHEST HOSPITAL | 9,983.93 | 42.26 |
| 668 RICHMOND STATE SCHOOL | 21,305.93 | 498.12 |
| 669 LUFKIN STATE SCHOOL | 22,084.98 | 202.50 |
| 670 CORPUS CHRISTI STATE SCHOOL | 36,579.56 | 19.35 |
| 671 SAN ANGELO CENTER MHRM | 20,443.54 | 119.35 |
| 672 MEXIA STATE SCHOOL | 23,750.49 | 398.75 |
| 673 SAN ANTONIO STATE CHEST HOSPITAL | 45,493.01 | 345.82 |
| 674 KERRVILLE STATE HOSPITAL | 27,819.19 | 226.25 |
| 675 TRAVIS STATE SCHOOL | 22,411.04 | 223.50 |
| 676 ABILENE STATE SCHOOL | 28,393.62 | 408.80 |
| 677 AUSTIN STATE HOSPITAL | 89,627.97 | 487.20 |
| 678 AUSTIN STATE SCHOOL | 51,067.84 | 268.60 |
| 679 RUSK STATE HOSPITAL | 51,757.81 | 809.88 |
| 681 SAN ANTONIO STATE HOSPITAL | 59,659.02 | 320.40 |
| 682 TERRELL STATE HOSPITAL | 74,631.57 | 253.50 |
| 683 WICHITA FALLS STATE HOSPITAL | 37,576.72 | 216.77 |
| 684 HARLINGEN STATE CHEST SANATORIUM | 11,859.07 | 145.24 |
| 685 RESEARCH INSTITUTE OF MENTAL SCIENCES | 62,170.59 | 856.64 |
| 686 BIG SPRING STATE HOSPITAL | 37,065.96 | 181.15 |
| 687 LUBBOCK STATE SCHOOL | 67,970.12 | 86.10 |
| 690 WEST TEXAS CHILDRENS HOME | 53,035.41 | 77.50 |
| 691 GATESVILLE STATE SCHOOL FOR BOYS | 59,784.27 | 50.00 |
| 692 GAINESVILLE STATE SCHOOL FOR GIRLS | 13,057.26 | 22.75 |
| 693 CROCKETT STATE SCHOOL FOR GIRLS | 5,339.90 | 4.03 |
| 694 YOUTH COUNCIL | 7,843.74 | .00 |
| 695 MOUNT VIEW SCHOOL FOR BOYS | 10,618.67 | .00 |
| 696 DEPARTMENT OF CORRECTIONS | 429,762.58 | 5,181.74 |
| 697 BOARD OF PARDONS & PAROLES | 3,978.18 | .00 |
| 701 TEXAS EDUCATION AGENCY | 45,918.96 | 210.95 |
| 710 A & M UNIV SYSTEM ADMINISTRATION | 4,954.20 | .00 |
| 711 A & M UNIVERSITY MAIN UNIVERSITY | 265,361.89 | 69.50 |
| 712 ENGINEERING EXPERIMENT STATION & TRANSPR INST | 17,878.25 | .00 |
| 713 TARLETON COLLEGE | 24,109.67 | .00 |
| 714 U OF T AT ARLINGTON | 106,847.44 | .00 |
| 715 PRAIRIE VIEW A & M COLLEGE | 24,184.68 | .00 |
| 717 SOUTHERN UNIVERSITY | 99,465.73 | .00 |
| 718 TEXAS MARITIME ACADEMY | 7,228.37 | .00 |
| 719 TEXAS STATE TECHNICAL INSTITUTE | 35,893.04 | .00 |
| 721 UNIVERSITY OF TEXAS AT AUSTIN | 141,690.16 | .00 |
| 722 U OF T MEDICAL SCHOOL AT SAN ANTONIO | 178,022.61 | .00 |
| 724 U OF T AT EL PASO | 56.40 | .00 |
| 725 U OF T SCHOOL OF PUBLIC HEALTH AT HOUSTON | 26,551.05 | .00 |
| 726 UNIV OF TEXAS POSTGRADUATE SCH OF MEDICINE | 3,710.52 | .00 |
| 728 U OF T DENTAL SCHOOL AT HOUSTON | 167,393.80 | .00 |
| 729 TEXAS SOUTHWESTERN MEDICAL SCHOOL | 200,991.04 | .00 |

| | GROSS DISBURSEMENTS YEAR TO DATE | REFUND DISBURSEMENTS YEAR TO DATE |
|--|--|---|
| 028 OTHER OPERATING EXPENSES | | |
| 001 GENERAL REVENUE FUND | | |
| 730 UNIVERSITY OF HOUSTON | 92,513.01 | .00 |
| 731 TEXAS WOMANS UNIVERSITY | 60,887.40 | .00 |
| 732 A & I UNIVERSITY | 28,819.84 | .00 |
| 733 TEXAS TECHNOLOGICAL UNIV | 122,610.71 | .00 |
| 734 LAMAR UNIVERSITY | 15,148.45 | .00 |
| 735 MIDWESTERN UNIVERSITY | 2,465.47 | .00 |
| 736 PAN AMERICAN UNIVERSITY | 186.00 | .00 |
| 737 ANGELO STATE UNIV | 1,982.81 | .00 |
| 738 UNIV OF TEXAS AT DALLAS | 77,668.00 | .00 |
| 739 TEXAS TECH UNIVER SCHOOL OF MEDICINE | 38,954.31 | .00 |
| 740 UT DENTAL BR AT SAN ANTONIO | 53,404.19 | .00 |
| 741 UT MEDICAL SCHOOL AT HOUSTON | 207,172.56 | .00 |
| 751 EAST TEXAS STATE UNIV | 99,119.86 | .00 |
| 752 NORTH TEXAS STATE UNIVERSITY | 8,633.11 | .00 |
| 753 SAM HOUSTON STATE UNIV | 24,741.55 | .00 |
| 754 SOUTHWEST TEXAS STATE UNIV | 29,332.08 | .00 |
| 755 S F AUSTIN STATE UNIV | 13,184.80 | .00 |
| 756 SUL ROSS STATE UNIV | 19,558.85 | .00 |
| 757 WEST TEXAS STATE UNIVERSITY | 38,459.71 | .00 |
| 758 BOARD OF REGENTS STATE SENIOR COLLEGES | 295.50 | .00 |
| 781 COORDINATING BOARD COLLEGE & UNIV SYSTEM | 225,833.03 | .00 |
| 782 WESTERN INFORMATION NETWORK ASSOCIATION | 13,099.43 | .00 |
| 802 PARKS AND WILD LIFE DEPARTMENT | 226,084.85 | .00 |
| 808 HISTORICAL SURVEY COMMITTEE | 16,007.82 | 26.00 |
| 813 TEXAS FINE ARTS COMMISSION | 42,503.33 | 50.80 |
| 815 TEXAS TOURIST DEVELOPMENT AGENCY | 362,200.37 | .00 |
| 816 ADMIRAL NIMITZ MUSEUM | 5,015.67 | .00 |
| 902 MISCELLANEOUS | 25.00 | .00 |
| 904 NATURAL FIBERS & FOOD PROTEIN COMMITTEE | 313,219.25 | .00 |
| FUND TOTAL | 8,541,866.87 | 14,491.70 |
| 005 CONFEDERATE PENSION FUND | | |
| 304 COMPTROLLER OF PUBLIC ACCOUNTS | 1,000.00 | .00 |
| 006 STATE HIGHWAY FUND | | |
| 405 DEPARTMENT OF PUBLIC SAFETY | 555,341.84 | .00 |
| 007 STATE BUILDING FUND | | |
| 309 BUILDING COMMISSION | 36,548.27 | 119.75 |
| 009 SPECIAL GAME & FISH FUND | | |
| 802 PARKS AND WILD LIFE DEPARTMENT | 397,186.69 | 4,696.75 |
| 011 AVAILABLE UNIVERSITY FUND | | |
| 721 UNIVERSITY OF TEXAS AT AUSTIN | 1,031,234.19 | .00 |
| 012 BUILDING CONSTRUCTION PLANNING FUND | | |
| 309 BUILDING COMMISSION | 44.23 | .00 |
| 019 VITAL STATISTICS FUND | | |
| 501 DEPARTMENT OF HEALTH | 849.67 | 197.33 |
| 023 DEPARTMENT OF AGRICULTURE FUND | | |
| 551 DEPARTMENT OF AGRICULTURE | 20,591.03 | 407.46 |
| 024 PSYCHOLOGISTS LICENSING FUND | | |
| 520 BD OF EXAMINERS OF PSYCHOLOGISTS | 11,724.77 | .00 |
| 026 UNEMPLOYMENT COMPENSATION ADMIN FUND | | |
| 322 EMPLOYMENT COMMISSION | 816,259.94 | 942.85 |

| | GROSS DISBURSEMENTS YEAR TO DATE | REFUND DISBURSEMENTS YEAR TO DATE |
|---|--|---|
| 029 TRAFFIC SAFETY FUND | | |
| 301 GOVERNOR-EXECUTIVE | 278,854.24 | .00 |
| 030 EDUCATION AGENCY DRIVER EDUCATION FUND | | |
| 701 TEXAS EDUCATION AGENCY | 11,100.00 | .00 |
| 033 SANITARIANS REGISTRATION AND LICENSE FUND | | |
| 501 DEPARTMENT OF HEALTH | 1.34 | .00 |
| 034 OPTOMETRY FUND | | |
| 514 OPTOMETRY BOARD | 3,083.79 | .00 |
| 035 VETERINARY FUND | | |
| 578 BOARD OF VETERINARY EXAMINERS | 416.50 | .00 |
| 036 INSURANCE COMMISSION OPERATING FUND | | |
| 454 BOARD OF INSURANCE | 24,858.55 | .00 |
| 039 COMMODITY DISTRIBUTION FUND | | |
| 324 DEPARTMENT OF PUBLIC WELFARE | 1,498,436.64 | .00 |
| 040 BARBER EXAMINERS FUND | | |
| 502 BOARD OF BARBER EXAMINERS | 97.50 | .00 |
| 041 BOARD OF WATER ENGINEERS FUND | | |
| 580 WATER DEVELOPMENT BOARD | 144,361.08 | .00 |
| 047 A & M UNIV AVAILABLE FUND | | |
| 711 A & M UNIVERSITY MAIN UNIVERSITY | 63,193.74 | .00 |
| 055 MEDICAL REGISTRATION FUND | | |
| 503 BOARD OF MEDICAL EXAMINERS | 834.38 | .00 |
| 056 PROFESSIONAL ENGINEERS FUND | | |
| 460 BD OF REGISTRATION FOR PROFESSIONAL ENGINEERS | 6,573.45 | .00 |
| 057 COUNTY & ROAD DISTRICT HIGHWAY FUND | | |
| 316 BOARD OF COUNTY & DISTRICT ROAD INDEBTEDNESS | 446.00 | .00 |
| 058 FEED CONTROL FUND | | |
| 556 AGRICULTURAL EXPERIMENT STATION | 27,067.35 | .00 |
| 059 SPECIAL BOAT FUND | | |
| 802 PARKS AND WILD LIFE DEPARTMENT | 44,092.97 | .00 |
| 061 COMMISSION FOR REHABILITATION OPERATING FUND | | |
| 330 COMMISSION FOR REHABILITATION | 258,486.46 | 5,405.08 |
| 062 COMPTROLLERS OPERATING FUND | | |
| 304 COMPTROLLER OF PUBLIC ACCOUNTS | 184,428.69 | 669.73 |
| 063 LAND & WATER RECREATION & SAFETY FUND | | |
| 802 PARKS AND WILD LIFE DEPARTMENT | 59,314.93 | 1,368.93 |
| 064 STATE PARKS FUND | | |
| 802 PARKS AND WILD LIFE DEPARTMENT | 95,956.92 | 1,575.74 |
| 069 BOARD OF LANDSCAPE ARCHITECTS FUND | | |
| 468 BD OF LANDSCAPE ARCHITECTS | 1,211.85 | .00 |
| 070 BICENTENNIAL FUND | | |
| 906 AMERICAN BICENTENNIAL REVOLUTION COMMISSION | 629.16 | .00 |
| 072 ATTORNEY GENERAL OPERATING FUND | | |
| 302 ATTORNEY GENERAL | 12,894.16 | .00 |
| 075 REGISTERED PUBLIC SURVEYORS FUND | | |
| 463 BOARD OF REGISTRATION FOR PUBLIC SURVEYORS | 25.20 | .00 |
| 080 LAND OFFICE PERMIT FEE FUND | | |
| 305 GENERAL LAND OFFICE | 13,780.50 | .00 |
| 083 DONATED COMMODITY DISTRIBUTION FUND | | |
| 324 DEPARTMENT OF PUBLIC WELFARE | 229.36 | .00 |
| 086 DENTAL REGISTRATION FUND | | |
| 504 BOARD OF DENTAL EXAMINERS | 1,609.82 | .00 |

| | GROSS DISBURSEMENTS YEAR TO DATE | REFUND DISBURSEMENTS YEAR TO DATE |
|---|--|---|
| 088 BOARD OF COSMETOLOGISTS FUND 505 COSMETOLOGY COMMISSION | 342.05 | .00 |
| 094 WORKMENS COMPENSATION FUND 453 INDUSTRIAL ACCIDENT BOARD | 1,753.73 | .00 |
| 096 A & M UNIV MINERAL INCOME FUND 710 A & M UNIV SYSTEM ADMINISTRATION | 351.33 | .00 |
| 097 LIQUOR ACT ENFORCEMENT FUND 458 ALCOHOLIC BEVERAGE COM | 17,081.57 | .00 |
| 099 OPERATORS & CHAUFFEURS FUND 405 DEPARTMENT OF PUBLIC SAFETY | 177,952.64 | .00 |
| 102 AIR CONTROL BOARD SPECIAL FUND 519 AIR CONTROL BOARD | 101,257.72 | .00 |
| 109 ARCHITECTS REGISTRATION FUND 459 BOARD OF ARCHITECTURAL EXAMINERS | 1,694.65 | .00 |
| 112 EDUCATION AGENCY OPERATING FUND 701 TEXAS EDUCATION AGENCY | 140,746.96 | 39.90 |
| 114 REAL ESTATE LICENSE FUND 329 REAL ESTATE COMMISSION | 10,525.33 | .00 |
| 118 FEDERAL PUBLIC LIBRARY SERVICE FUND 306 LIBRARY | 16,101.09 | 5.00 |
| 123 WATER BOARD PLANNING FUND 580 WATER DEVELOPMENT BOARD | 1,119.74 | .00 |
| 127 FEDERAL ECONOMIC OPPORTUNITY FUND 301 GOVERNOR-EXECUTIVE | 2,730.74 | .00 |
| 129 HOSPITAL LICENSING FUND 501 DEPARTMENT OF HEALTH | 76.97 | .00 |
| 134 FEDERAL OLDER AMERICANS FUND 301 GOVERNOR-EXECUTIVE | 12,827.39 | .00 |
| 140 CHIROPRACTIC EXAMINERS FUND 508 BOARD OF CHIROPRACTIC EXAMINERS | 273.20 | .00 |
| 141 FEDERAL ADULT BLIND FUND 318 COMMISSION FOR THE BLIND | 72,895.57 | .00 |
| 148 FEDERAL HEALTH EDUCATION & WELFARE FUND 701 TEXAS EDUCATION AGENCY | 78,513.30 | .00 |
| 150 AIRCRAFT FUEL TAX FUND 461 AERONAUTIC COMMISSION | 44,292.48 | 31.79 |
| 152 ESCHEAT EXPENSE & REINBURSEMENT FD 310 TREASURER | 944.96 | .00 |
| 153 WATER QUALITY FUND 518 WATER QUALITY BOARD | 21,313.25 | .00 |
| 155 RAILROAD COMMISSION OPERATING FUND 455 RAILROAD COMMISSION | 147,225.09 | 82.94 |
| 156 INDUSTRIAL REVOLVING FUND 696 DEPARTMENT OF CORRECTIONS | 73,359.00 | 13.48 |
| 158 WATER RIGHTS ADMINISTRATION FUND 552 WATER RIGHTS COMMISSION | 123.39 | .00 |
| 165 UNEMPLOYMENT COMPENSATION ADMIN FUND 322 EMPLOYMENT COMMISSION | 825.19 | .00 |
| 166 WELFARE ADMINISTRATION OPERATING FUND 324 DEPARTMENT OF PUBLIC WELFARE | 3,396,751.19 | 1,072.20 |
| 168 WELFARE ASSISTANCE FUND 324 DEPARTMENT OF PUBLIC WELFARE | 541,590.44 | 191.52 |

| | GROSS DISBURSEMENTS YEAR TO DATE | REFUND DISBURSEMENTS YEAR TO DATE |
|--|--|---|
| 219 FEDERAL HIGHER EDUCATION FUND 781 COORDINATING BOARD COLLEGE & UNIV SYSTEM | 237,875.19 | .00 |
| 220 BASIC SCIENCE EXAMINATION FUND 510 BOARD OF EXAMINERS IN BASIC SCIENCE | 278.45 | .00 |
| 222 DEPT PUBLIC SAFETY FEDERAL FUND 405 DEPARTMENT OF PUBLIC SAFETY | 62,778.79 | .00 |
| 223 FEDERAL LAND AND WATER CONSERVATION FUND 802 PARKS AND WILD LIFE DEPARTMENT | 153,655.79 | 10.65 |
| 224 GOVERNORS OFFICE FEDERAL PROJECTS FUND 301 GOVERNOR-EXECUTIVE | 465,949.14 | .00 |
| 225 UNIVERSITY OF HOUSTON CURRENT FUND 730 UNIVERSITY OF HOUSTON | 181,470.19 | .00 |
| 226 PAN AMERICAN UNIV CURRENT FUND 736 PAN AMERICAN UNIVERSITY | 52,065.25 | .00 |
| 227 ANGELO STATE UNIV CURRENT FUND 737 ANGELO STATE UNIV | 35,025.52 | .00 |
| 234 A & M UNIVERSITY SYSTEM CURRENT FUND 710 A & M UNIV SYSTEM ADMINISTRATION | 7.27- | .00 |
| 237 TEXAS STATE TECHNICAL INSTITUTE FUND 719 TEXAS STATE TECHNICAL INSTITUTE | 1,869.27 | .00 |
| 238 UT OF DALLAS CURRENT FUND 738 UNIV OF TEXAS AT DALLAS | 7,405.00 | .00 |
| 242 A & M UNIV CURRENT FUND 711 A & M UNIVERSITY MAIN UNIVERSITY | 99,433.69 | 437.28 |
| 243 TARLETON COLLEGE CURRENT FUND 713 TARLETON COLLEGE | 77,848.04 | .00 |
| 244 UT AT ARLINGTON CURRENT FUND 714 U OF T AT ARLINGTON | 211,758.26 | .00 |
| 245 PRAIRIE VIEW A & M COLLEGE CURRENT FUND 715 PRAIRIE VIEW A & M COLLEGE | 74,421.26 | 885.22 |
| 247 TEXAS SOUTHERN UNIVERSITY CURRENT FUND 717 SOUTHERN UNIVERSITY | 89,010.79 | .00 |
| 248 UNIV OF TEXAS AT AUSTIN CURRENT FUND 721 UNIVERSITY OF TEXAS AT AUSTIN | 142,639.63 | .00 |
| 250 UT AT EL PASO CURRENT FUND 724 U OF T AT EL PASO | 52,322.33 | .00 |
| 253 TEXAS WOMANS UNIVERSITY CURRENT FUND 731 TEXAS WOMANS UNIVERSITY | 49,145.53 | .00 |
| 254 A & I UNIV CURRENT FUND 732 A & I UNIVERSITY | 57,260.81 | .00 |
| 255 TEXAS TECHNOLOGICAL UNIV CURRENT FUND 733 TEXAS TECHNOLOGICAL UNIV | 305,020.94 | .00 |
| 256 LAMAR UNIVERSITY CURRENT FUND 734 LAMAR UNIVERSITY | 226,158.47 | .00 |
| 257 EAST TEXAS STATE UNIV CURRENT FUND 751 EAST TEXAS STATE UNIV | 29,713.56 | .00 |
| 258 NORTH TEXAS STATE UNIV CURRENT FUND 752 NORTH TEXAS STATE UNIVERSITY | 147,205.19 | .00 |
| 259 SAM HOUSTON UNIV CURRENT FUND 753 SAM HOUSTON STATE UNIV | 46,970.76 | .00 |
| 260 SOUTHWEST TEXAS UNIV CURRENT FUND 754 SOUTHWEST TEXAS STATE UNIV | 73,066.20 | 6,096.75 |

| | GROSS DISBURSEMENTS YEAR TO DATE | REFUND DISBURSEMENTS YEAR TO DATE |
|--|--|---|
| 261 STEPHEN F AUSTIN UNIV CURRENT FUND 755 S F AUSTIN STATE UNIV | 61,155.03 | .00 |
| 262 SUL ROSS UNIV CURRENT FUND 756 SUL ROSS STATE UNIV | 67,503.86 | .00 |
| 263 WEST TEXAS STATE UNIV CURRENT FUND 757 WEST TEXAS STATE UNIVERSITY | 74,598.67 | .00 |
| 264 MIDWESTERN UNIVERSITY CURRENT FUND 735 MIDWESTERN UNIVERSITY | 46,751.55 | .00 |
| 266 VOCATIONAL NURSE EXAMINERS FUND 511 BOARD OF VOCATIONAL NURSE EXAMINERS | 13,366.63 | .00 |
| 272 BOARD OF CORRECTIONS MINERAL FUND 696 DEPARTMENT OF CORRECTIONS | 1,637.38 | .00 |
| 273 FEDERAL HEALTH FUND 501 DEPARTMENT OF HEALTH | 151,158.58 | 231.78 |
| 274 MOTOR VEHICLE INSPECTION FUND 405 DEPARTMENT OF PUBLIC SAFETY | 373,674.26 | 161.02 |
| 275 TEXAS MARITIME ACADEMY CURRENT FUND 718 TEXAS MARITIME ACADEMY | 5,133.42 | .00 |
| 408 TEXAS PARK DEVELOPMENT FUND 802 PARKS AND WILD LIFE DEPARTMENT | 2,139.81 | .00 |
| 415 VETERANS LAND BOND DIV D SER 1971 328 VETERANS LAND BOARD | 446.37 | .00 |
| 417 VETERANS LAND BOND DIV D SER 1971A 328 VETERANS LAND BOARD | 2,214.92 | .00 |
| CODE TOTAL | 22,687,422.31 | 39,134.85 |
| 030 OLD AGE ASSISTANCE | | |
| 167 WELFARE ASSISTANCE OPERATING FUND 324 DEPARTMENT OF PUBLIC WELFARE | 174,829,499.00 | 1,542.00 |
| 032 BLIND ASSISTANCE | | |
| 167 WELFARE ASSISTANCE OPERATING FUND 324 DEPARTMENT OF PUBLIC WELFARE | 3,802,540.67 | 114.00 |
| 034 CHILDREN ASSISTANCE | | |
| 001 GENERAL REVENUE FUND 324 DEPARTMENT OF PUBLIC WELFARE | 2,000,000.00 | .00 |
| 167 WELFARE ASSISTANCE OPERATING FUND 324 DEPARTMENT OF PUBLIC WELFARE | 129,254,994.71 | 5,676,207.58 |
| 168 WELFARE ASSISTANCE FUND 324 DEPARTMENT OF PUBLIC WELFARE | 582,206.09 | .00 |
| CODE TOTAL | 131,837,200.80 | 5,676,207.58 |
| 035 MEDICAL CARE-OTHER | | |
| 001 GENERAL REVENUE FUND 324 DEPARTMENT OF PUBLIC WELFARE | 6,797,500.00 | .00 |
| 168 WELFARE ASSISTANCE FUND 324 DEPARTMENT OF PUBLIC WELFARE | 135,866,474.11 | 6,807,921.79 |
| CODE TOTAL | 142,663,974.11 | 6,807,921.79 |

| | GROSS DISBURSEMENTS YEAR TO DATE | REFUND DISBURSEMENTS YEAR TO DATE |
|--|--|---|
| 036 DISABLED ASSISTANCE 167 WELFARE ASSISTANCE OPERATING FUND 324 DEPARTMENT OF PUBLIC WELFARE | 19,905,043.00 | 767.00 |
| 037 MEDICAL CARE HOSPITAL 168 WELFARE ASSISTANCE FUND 324 DEPARTMENT OF PUBLIC WELFARE | 143,142,279.95 | .00 |
| 038 CONFEDERATE PENSIONS 005 CONFEDERATE PENSION FUND 304 COMPTROLLER OF PUBLIC ACCOUNTS | 21,300.00 | .00 |
| 039 RANGER PENSIONS 005 CONFEDERATE PENSION FUND 304 COMPTROLLER OF PUBLIC ACCOUNTS | 72,480.00 | .00 |
| 040 SCHOOL APPORTIONMENT 001 GENERAL REVENUE FUND 701 TEXAS EDUCATION AGENCY | 473,925,825.21 | 150.00 |
| 002 AVAILABLE SCHOOL FUND 701 TEXAS EDUCATION AGENCY | 290,024,559.94 | 2,858.07 |
| 193 FOUNDATION SCHOOL FUND 701 TEXAS EDUCATION AGENCY | 123,179,709.53 | .00 |
| CODE TOTAL | 887,130,094.68 | 3,008.07 |
| 041 GRANTS ELEMENTARY & SECONDARY SCHOOLS 001 GENERAL REVENUE FUND 701 TEXAS EDUCATION AGENCY | 5,877,555.71 | 2,390.34 |
| 030 EDUCATION AGENCY DRIVER EDUCATION FUND 701 TEXAS EDUCATION AGENCY | 3,679,654.82 | 5,526.64 |
| 038 CENTRAL EDUCATION AGENCY PROGRAM FUND 701 TEXAS EDUCATION AGENCY | 87,607,332.51 | 881,375.21 |
| 061 COMMISSION FOR REHABILITATION OPERATING FUND 330 COMMISSION FOR REHABILITATION | 43,381.39 | .00 |
| 148 FEDERAL HEALTH EDUCATION & WELFARE FUND 701 TEXAS EDUCATION AGENCY | 15,820,370.78 | 308,476.05 |
| 171 FEDERAL SCHOOL LUNCH FUND 701 TEXAS EDUCATION AGENCY | 36,889,942.69 | 23,545.12 |
| CODE TOTAL | 149,918,237.90 | 1,221,313.36 |
| 042 GRANTS JUNIOR COLLEGES 001 GENERAL REVENUE FUND 701 TEXAS EDUCATION AGENCY | 7,626,299.28 | .00 |
| 781 COORDINATING BOARD COLLEGE & UNIV SYSTEM FUND TOTAL | 39,152,079.00 | .00 |
| 092 FEDERAL DISASTER FUND 405 DEPARTMENT OF PUBLIC SAFETY | 46,778,378.28 | .00 |
| 148 FEDERAL HEALTH EDUCATION & WELFARE FUND 701 TEXAS EDUCATION AGENCY | 1,975.00 | .00 |
| | 9,114,049.15 | 13,537.71 |

| | GROSS DISBURSEMENTS YEAR TO DATE | REFUND DISBURSEMENTS YEAR TO DATE |
|--|--|---|
| 219 FEDERAL HIGHER EDUCATION FUND | | |
| 781 COORDINATING BOARD COLLEGE & UNIV SYSTEM | 21,172.00 | .00 |
| 224 GOVERNORS OFFICE FEDERAL PROJECTS FUND | | |
| 301 GOVERNOR-EXECUTIVE | 20,275.00 | .00 |
| CODE TOTAL | 55,935,849.43 | 13,537.71 |
| 043 GRANTS SENIOR COLLEGES & UNIVERSITIES | | |
| 001 GENERAL REVENUE FUND | | |
| 517 COMMISSION ON ALCOHOLISM | 2,275.00 | .00 |
| 701 TEXAS EDUCATION AGENCY | 1,059,096.46 | .00 |
| 781 COORDINATING BOARD COLLEGE & UNIV SYSTEM | 38,688.84 | .00 |
| FUND TOTAL | 1,100,060.30 | .00 |
| 030 EDUCATION AGENCY DRIVER EDUCATION FUND | | |
| 701 TEXAS EDUCATION AGENCY | 654,740.96 | 229.35 |
| 034 OPTOMETRY FUND | | |
| 514 OPTOMETRY BOARD | 9,510.00 | .00 |
| 092 FEDERAL DISASTER FUND | | |
| 405 DEPARTMENT OF PUBLIC SAFETY | 200,948.63 | .00 |
| 148 FEDERAL HEALTH EDUCATION & WELFARE FUND | | |
| 701 TEXAS EDUCATION AGENCY | 3,808,350.76 | 13,247.67 |
| 150 AIRCRAFT FUEL TAX FUND | | |
| 461 AERONAUTIC COMMISSION | 1,803.02 | .00 |
| 219 FEDERAL HIGHER EDUCATION FUND | | |
| 781 COORDINATING BOARD COLLEGE & UNIV SYSTEM | 11,176.60 | .00 |
| 224 GOVERNORS OFFICE FEDERAL PROJECTS FUND | | |
| 301 GOVERNOR-EXECUTIVE | 371,431.41 | 960.50 |
| CODE TOTAL | 6,158,021.68 | 14,437.52 |
| 044 GRANTS-IN-AID VARIOUS | | |
| 001 GENERAL REVENUE FUND | | |
| 301 GOVERNOR-EXECUTIVE | 628,537.10 | .00 |
| 518 WATER QUALITY BOARD | 621,356.58 | .00 |
| 655 MENTAL HEALTH & MENTAL RETARDATION | 5,505,110.52 | .00 |
| 781 COORDINATING BOARD COLLEGE & UNIV SYSTEM | 43,000.00 | .00 |
| FUND TOTAL | 6,798,004.20 | .00 |
| 029 TRAFFIC SAFETY FUND | | |
| 301 GOVERNOR-EXECUTIVE | 8,237.22 | .00 |
| 038 CENTRAL EDUCATION AGENCY PROGRAM FUND | | |
| 701 TEXAS EDUCATION AGENCY | 15,360.15 | .00 |
| 092 FEDERAL DISASTER FUND | | |
| 405 DEPARTMENT OF PUBLIC SAFETY | 962,108.21 | .00 |
| 134 FEDERAL OLDER AMERICANS FUND | | |
| 301 GOVERNOR-EXECUTIVE | 342,579.88 | .00 |
| 148 FEDERAL HEALTH EDUCATION & WELFARE FUND | | |
| 701 TEXAS EDUCATION AGENCY | 385,266.81 | .00 |
| 153 WATER QUALITY FUND | | |
| 518 WATER QUALITY BOARD | 107,609.28 | .00 |
| 224 GOVERNORS OFFICE FEDERAL PROJECTS FUND | | |
| 301 GOVERNOR-EXECUTIVE | 2,500,713.56 | 27,776.96 |

| | GROSS DISBURSEMENTS YEAR TO DATE | REFUND DISBURSEMENTS YEAR TO DATE |
|--|--|---|
| CODE TOTAL | 11,119,879.31 | 27,776.96 |
| 045 GRANTS TO COUNTIES | | |
| 001 GENERAL REVENUE FUND | | |
| 802 PARKS AND WILD LIFE DEPARTMENT | 1,911.21 | .00 |
| 902 MISCELLANEOUS | 1,129,291.09 | .00 |
| FUND TOTAL | 1,131,202.30 | .00 |
| 057 COUNTY & ROAD DISTRICT HIGHWAY FUND | | |
| 316 BOARD OF COUNTY & DISTRICT ROAD INDEBTEDNESS | 7,300,000.00 | .00 |
| 092 FEDERAL DISASTER FUND | | |
| 405 DEPARTMENT OF PUBLIC SAFETY | 702,182.22 | .00 |
| 118 FEDERAL PUBLIC LIBRARY SERVICE FUND | | |
| 306 LIBRARY | 219,210.00 | .00 |
| 150 AIRCRAFT FUEL TAX FUND | | |
| 461 AERONAUTIC COMMISSION | 62,527.68 | .00 |
| 221 FED CIVIL DEFENSE & DISASTER RELIEF FUND | | |
| 405 DEPARTMENT OF PUBLIC SAFETY | 63,019.70 | .00 |
| 223 FEDERAL LAND AND WATER CONSERVATION FUND | | |
| 802 PARKS AND WILD LIFE DEPARTMENT | 175,486.92 | .00 |
| 224 GOVERNORS OFFICE FEDERAL PROJECTS FUND | | |
| 301 GOVERNOR-EXECUTIVE | 2,038,604.31 | 541.12 |
| CODE TOTAL | 11,692,233.13 | 541.12 |
| 046 GRANTS TO CITIES | | |
| 001 GENERAL REVENUE FUND | | |
| 802 PARKS AND WILD LIFE DEPARTMENT | 12,484.70 | .00 |
| 029 TRAFFIC SAFETY FUND | | |
| 301 GOVERNOR-EXECUTIVE | 148,648.09 | .00 |
| 092 FEDERAL DISASTER FUND | | |
| 405 DEPARTMENT OF PUBLIC SAFETY | 3,793,786.39 | .00 |
| 118 FEDERAL PUBLIC LIBRARY SERVICE FUND | | |
| 306 LIBRARY | 1,472,793.00 | .00 |
| 134 FEDERAL OLDER AMERICANS FUND | | |
| 301 GOVERNOR-EXECUTIVE | 494.71 | .00 |
| 150 AIRCRAFT FUEL TAX FUND | | |
| 461 AERONAUTIC COMMISSION | 418,286.65 | .00 |
| 221 FED CIVIL DEFENSE & DISASTER RELIEF FUND | | |
| 405 DEPARTMENT OF PUBLIC SAFETY | 296,429.67 | .00 |
| 223 FEDERAL LAND AND WATER CONSERVATION FUND | | |
| 802 PARKS AND WILD LIFE DEPARTMENT | 449,206.67 | .00 |
| 224 GOVERNORS OFFICE FEDERAL PROJECTS FUND | | |
| 301 GOVERNOR-EXECUTIVE | 2,353,719.90 | 18,400.40 |
| CODE TOTAL | 8,945,849.78 | 18,400.40 |
| 047 GRANTS TO OTHER POLITICAL SUB-DIVISION | | |
| 092 FEDERAL DISASTER FUND | | |
| 405 DEPARTMENT OF PUBLIC SAFETY | 775,810.00 | 3,236.24 |
| 223 FEDERAL LAND AND WATER CONSERVATION FUND | | |
| 802 PARKS AND WILD LIFE DEPARTMENT | 297,777.93 | .00 |

| | GROSS DISBURSEMENTS YEAR TO DATE | REFUND DISBURSEMENTS YEAR TO DATE |
|--|--|---|
| CODE TOTAL | 1,073,587.93 | 3,236.24 |
| 048 GRANTS TO OTHERS | | |
| 001 GENERAL REVENUE FUND | | |
| 318 COMMISSION FOR THE BLIND | 458,498.75 | 3,727.90 |
| 325 FIREMENS PENSION COMMISSION | 300,000.00 | .00 |
| 327 EMPLOYEES RETIREMENT SYSTEM | 1,215,458.38 | .00 |
| 501 DEPARTMENT OF HEALTH | 4,174,909.87 | 342,513.77 |
| 554 TEXAS ANIMAL HEALTH COMMISSION | 191,000.40 | .00 |
| 651 CORSICANA STATE HOME | 605.14 | .00 |
| 652 WACO STATE HOME | 328.73 | .00 |
| 657 AMARILLO CTR FOR HUMAN DEVELOPMENT | 19.00 | .00 |
| 660 DENTON STATE SCHOOL | 587.71 | .00 |
| 663 COMMISSION FOR INDIAN AFFAIRS | 1,364.91 | .00 |
| 669 LUFKIN STATE SCHOOL | 68.70 | .00 |
| 670 CORPUS CHRISTI STATE SCHOOL | 506.00 | .00 |
| 671 SAN ANGELO CENTER MMR | 251.45 | .00 |
| 672 MEXIA STATE SCHOOL | 469.22 | .00 |
| 675 TRAVIS STATE SCHOOL | 370.70 | .00 |
| 676 ABILENE STATE SCHOOL | 1,298.06 | 9.95 |
| 677 AUSTIN STATE HOSPITAL | 244.70 | .00 |
| 678 AUSTIN STATE SCHOOL | 3,781.57 | .00 |
| 679 RUSK STATE HOSPITAL | 1,700.50 | .00 |
| 681 SAN ANTONIO STATE HOSPITAL | 375.00 | .00 |
| 682 TERRELL STATE HOSPITAL | 115.35 | .00 |
| 683 WICHITA FALLS STATE HOSPITAL | 22.50 | .00 |
| 684 HARLINGEN STATE CHEST SANATORIUM | 371.50 | .00 |
| 686 BIG SPRING STATE HOSPITAL | 105.00 | .00 |
| 687 LUBBOCK STATE SCHOOL | 122.69 | .00 |
| 690 WEST TEXAS CHILDRENS HOME | 719.30 | .00 |
| 691 GATESVILLE STATE SCHOOL FOR BOYS | 9,783.78 | .00 |
| 692 GAINESVILLE STATE SCHOOL FOR GIRLS | 2,981.55 | .00 |
| 693 CROCKETT STATE SCHOOL FOR GIRLS | 996.00 | .00 |
| 694 YOUTH COUNCIL | 46.00 | .00 |
| 695 MOUNT VIEW SCHOOL FOR BOYS | 1,690.00 | .00 |
| 696 DEPARTMENT OF CORRECTIONS | 261,922.03 | .00 |
| 701 TEXAS EDUCATION AGENCY | 82,391.38 | .00 |
| 711 A & M UNIVERSITY MAIN UNIVERSITY | 2,312.00 | .00 |
| 715 PRAIRIE VIEW A & M COLLEGE | 44,641.95 | .00 |
| 717 SOUTHERN UNIVERSITY | 27,587.87 | .00 |
| 733 TEXAS TECHNOLOGICAL UNIV | 126,302.56 | .00 |
| 751 EAST TEXAS STATE UNIV | 10,600.00 | .00 |
| 781 COORDINATING BOARD COLLEGE & UNIV SYSTEM | 98,800.00 | 950.00 |
| FUND TOTAL | 7,023,350.25 | 347,201.62 |
| 047 A & M UNIV AVAILABLE FUND | | |
| 711 A & M UNIVERSITY MAIN UNIVERSITY | 7,850.00 | .00 |
| 061 COMMISSION FOR REHABILITATION OPERATING FUND | | |
| 330 COMMISSION FOR REHABILITATION | 22,496,202.70 | 157,580.20 |
| 141 FEDERAL ADULT BLIND FUND | | |
| 318 COMMISSION FOR THE BLIND | 2,914,118.88 | 14,963.70 |

| | GROSS DISBURSEMENTS YEAR TO DATE | REFUND DISBURSEMENTS YEAR TO DATE |
|---|--|---|
| 148 FEDERAL HEALTH EDUCATION & WELFARE FUND 701 TEXAS EDUCATION AGENCY | 278,001.13 | 441.07 |
| 224 GOVERNORS OFFICE FEDERAL PROJECTS FUND 301 GOVERNOR-EXECUTIVE | 1,089,055.51 | 254,828.73 |
| 225 UNIVERSITY OF HOUSTON CURRENT FUND 730 UNIVERSITY OF HOUSTON | 324.00 | .00 |
| 227 ANGELO STATE UNIV CURRENT FUND 737 ANGELO STATE UNIV | 3,000.00 | .00 |
| 242 A & M UNIV CURRENT FUND 711 A & M UNIVERSITY MAIN UNIVERSITY | 372,592.44 | .00 |
| 243 TARLETON COLLEGE CURRENT FUND 713 TARLETON COLLEGE | 5,000.00 | .00 |
| 244 UT AT ARLINGTON CURRENT FUND 714 U OF T AT ARLINGTON | 6,825.00 | 775.00 |
| 245 PRAIRIE VIEW A & M COLLEGE CURRENT FUND 715 PRAIRIE VIEW A & M COLLEGE | 10,628.00 | .00 |
| 247 TEXAS SOUTHERN UNIVERSITY CURRENT FUND 717 SOUTHERN UNIVERSITY | 12,000.00 | .00 |
| 250 UT AT EL PASO CURRENT FUND 724 U OF T AT EL PASO | 19,200.00 | .00 |
| 253 TEXAS WOMANS UNIVERSITY CURRENT FUND 731 TEXAS WOMANS UNIVERSITY | 25,199.00 | .00 |
| 254 A & I UNIV CURRENT FUND 732 A & I UNIVERSITY | 2,050.00 | .00 |
| 255 TEXAS TECHNOLOGICAL UNIV CURRENT FUND 733 TEXAS TECHNOLOGICAL UNIV | 12,359.95 | .00 |
| 258 NORTH TEXAS STATE UNIV CURRENT FUND 752 NORTH TEXAS STATE UNIVERSITY | 48,000.00 | .00 |
| 273 FEDERAL HEALTH FUND 501 DEPARTMENT OF HEALTH | 2,921,118.11 | 326,626.26 |
| CODE TOTAL | 37,246,874.97 | 1,102,416.58 |
| 050 PRINCIPAL ON STATE BONDS | | |
| 190 VETERANS LAND FUND DIVISION A 328 VETERANS LAND BOARD | 1,025,000.00 | .00 |
| 211 UNIV OF TEXAS INTEREST & SINKING FUND 721 UNIVERSITY OF TEXAS AT AUSTIN | 3,865,000.00 | .00 |
| 212 A & M MAIN UNIV INTEREST & SINKING FUND 711 A & M UNIVERSITY MAIN UNIVERSITY | 2,050,000.00 | .00 |
| 276 VET LAND FUND DIVISION B 328 VETERANS LAND BOARD | 2,550,000.00 | .00 |
| 352 WATER DEV BD INT & SINKING FUND 580 WATER DEVELOPMENT BOARD | 2,820,000.00 | .00 |
| 375 VET LAND FUND DIVISION C 328 VETERANS LAND BOARD | 3,150,000.00 | .00 |
| 388 COLLEGE STUDENT LOANS BONDS INT & SINK FUND 781 COORDINATING BOARD COLLEGE & UNIV SYSTEM | 2,000,000.00 | .00 |
| 390 UT ARLINGTON 1966-77 BLDG BD SINK FUND 714 U OF T AT ARLINGTON | 900,000.00 | .00 |
| 391 TEXAS TECH UNIV 1966-1977 BLDG BD SINK FD 733 TEXAS TECHNOLOGICAL UNIV | 910,000.00 | .00 |

| | GROSS DISBURSEMENTS YEAR TO DATE | REFUND DISBURSEMENTS YEAR TO DATE |
|---|--|---|
| 392 NORTH TEXAS ST UNIV 1966-1977 BLDG BD SINK FD 752 NORTH TEXAS STATE UNIVERSITY | 750,000.00 | .00 |
| 393 LAMAR UNIV 1966-1977 BLDG BD SINK FD 734 LAMAR UNIVERSITY | 560,000.00 | .00 |
| 394 A & I UNIV 1966-77 BLDG BD SINK FUND 732 A & I UNIVERSITY | 230,000.00 | .00 |
| 395 TEX WOMANS UNIV 1966-1977 BLDG BD SINK FD 731 TEXAS WOMANS UNIVERSITY | 165,000.00 | .00 |
| 396 TEX SOUTHERN UNIV 1966-1977 BLDG BD SINK FD 717 SOUTHERN UNIVERSITY | 200,000.00 | .00 |
| 397 MIDWESTERN UNIV 1966-1977 BLDG BD SINK FD 735 MIDWESTERN UNIVERSITY | 180,000.00 | .00 |
| 398 UNIV OF HOUSTON 1966-1977 BLDG BD SINK FD 730 UNIVERSITY OF HOUSTON | 1,095,000.00 | .00 |
| 399 PAN AM UNIV 1966-1977 BLDG BD SINK FD 736 PAN AMERICAN UNIVERSITY | 170,000.00 | .00 |
| 407 ST SENIOR COLLEGES 1966-1977 BLDG BD SINK FD 758 BOARD OF REGENTS STATE SENIOR COLLEGES | 1,590,000.00 | .00 |
| CODE TOTAL | 24,210,000.00 | .00 |
| 051 PRINCIPAL ON OTHER INDEBTEDNESS | | |
| 057 COUNTY & ROAD DISTRICT HIGHWAY FUND 316 BOARD OF COUNTY & DISTRICT ROAD INDEBTEDNESS | 40,554.59 | .00 |
| 055 INTEREST ON STATE BONDS | | |
| 190 VETERANS LAND FUND DIVISION A 328 VETERANS LAND BOARD | 213,227.50 | .00 |
| 211 UNIV OF TEXAS INTEREST & SINKING FUND 721 UNIVERSITY OF TEXAS AT AUSTIN | 2,935,120.00 | .00 |
| 212 A & M MAIN UNIV INTEREST & SINKING FUND 711 A & M UNIVERSITY MAIN UNIVERSITY | 1,467,177.50 | .00 |
| 276 VET LAND FUND DIVISION B 328 VETERANS LAND BOARD | 1,166,750.00 | .00 |
| 352 WATER DEV BD INT & SINKING FUND 580 WATER DEVELOPMENT BOARD | 3,267,876.25 | .00 |
| 375 VET LAND FUND DIVISION C 328 VETERANS LAND BOARD | 2,711,000.00 | .00 |
| 388 COLLEGE STUDENT LOANS BONDS INT & SINK FUND 781 COORDINATING BOARD COLLEGE & UNIV SYSTEM | 5,068,155.00 | .00 |
| 390 UT ARLINGTON 1966-77 BLDG BD SINK FUND 714 U OF T AT ARLINGTON | 356,980.00 | .00 |
| 391 TEXAS TECH UNIV 1966-1977 BLDG BD SINK FD 733 TEXAS TECHNOLOGICAL UNIV | 361,205.00 | .00 |
| 392 NORTH TEXAS ST UNIV 1966-1977 BLDG BD SINK FD 752 NORTH TEXAS STATE UNIVERSITY | 292,510.00 | .00 |
| 393 LAMAR UNIV 1966-1977 BLDG BD SINK FD 734 LAMAR UNIVERSITY | 222,195.00 | .00 |
| 394 A & I UNIV 1966-77 BLDG BD SINK FUND 732 A & I UNIVERSITY | 96,570.00 | .00 |
| 395 TEX WOMANS UNIV 1966-1977 BLDG BD SINK FD 731 TEXAS WOMANS UNIVERSITY | 69,390.00 | .00 |

| | GROSS DISBURSEMENTS YEAR TO DATE | REFUND DISBURSEMENTS YEAR TO DATE |
|--|--|---|
| 396 TEX SOUTHERN UNIV 1966-1977 BLDG BD SINK FD 717 SOUTHERN UNIVERSITY | 85,050.00 | .00 |
| 397 MIDWESTERN UNIV 1966-1977 BLDG BD SINK FD 735 MIDWESTERN UNIVERSITY | 76,125.00 | .00 |
| 398 UNIV OF HOUSTON 1966-1977 BLDG BD SINK FD 730 UNIVERSITY OF HOUSTON | 431,765.00 | .00 |
| 399 PAN AM UNIV 1966-1977 BLDG BD SINK FD 736 PAN AMERICAN UNIVERSITY | 71,955.00 | .00 |
| 407 ST SENIOR COLLEGES 1966-1977 BLDG BD SINK FD 758 BOARD OF REGENTS STATE SENIOR COLLEGES | 620,420.00 | .00 |
| 409 PARK DEVELOPMENT BONDS INT SINKING FUND 802 PARKS AND WILD LIFE DEPARTMENT | 207,450.00 | .00 |
| 410 VETERANS LAND FUND DIV D SERIES 1968 328 VETERANS LAND BOARD | 1,349,750.00 | .00 |
| 413 VETERANS LAND FUND DIV D SERIES 1968A 328 VETERANS LAND BOARD | 1,371,000.00 | .00 |
| 415 VETERANS LAND BOND DIV D SER 1971 328 VETERANS LAND BOARD | 430,406.00 | .00 |
| CODE TOTAL | 22,872,077.25 | .00 |
| 059 MISCELLANEOUS CLAIMS | | |
| 001 GENERAL REVENUE FUND | | |
| 902 MISCELLANEOUS | 24,414.94 | .00 |
| 006 STATE HIGHWAY FUND | | |
| 902 MISCELLANEOUS | 24,673.26 | .00 |
| 007 STATE BUILDING FUND | | |
| 902 MISCELLANEOUS | 54.00 | .00 |
| 009 SPECIAL GAME & FISH FUND | | |
| 902 MISCELLANEOUS | 1,016.50 | .00 |
| 010 MOTOR VEHICLE INSURANCE FUND | | |
| 902 MISCELLANEOUS | 5,054.94 | .00 |
| 019 VITAL STATISTICS FUND | | |
| 902 MISCELLANEOUS | 10.50 | .00 |
| 044 PERMANENT SCHOOL FUND | | |
| 902 MISCELLANEOUS | 38,776.96 | .00 |
| 059 SPECIAL BOAT FUND | | |
| 902 MISCELLANEOUS | 12.00 | .00 |
| 060 HIGHWAY MOTOR FUEL TAX FUND | | |
| 902 MISCELLANEOUS | 498.76 | .00 |
| 065 LAND OFFICE SALE FEE FUND | | |
| 902 MISCELLANEOUS | 669.38 | .00 |
| 103 CREDIT INSURANCE FUND | | |
| 902 MISCELLANEOUS | 500.00 | .00 |
| 109 ARCHITECTS REGISTRATION FUND | | |
| 902 MISCELLANEOUS | 65.63 | .00 |
| 120 OMNIBUS TAX CLEARANCE FUND | | |
| 902 MISCELLANEOUS | 74,001.01 | .00 |
| 148 FEDERAL HEALTH EDUCATION & WELFARE FUND | | |
| 902 MISCELLANEOUS | 28.00 | .00 |
| 166 WELFARE ADMINISTRATION OPERATING FUND | | |
| 902 MISCELLANEOUS | 83.00 | .00 |

| | GROSS DISBURSEMENTS YEAR TO DATE | REFUND DISBURSEMENTS YEAR TO DATE |
|---|--|---|
| 168 WELFARE ASSISTANCE FUND | | |
| 902 MISCELLANEOUS | 1,748.00 | .00 |
| 185 A & M UNIV WORKMENS COMP INS FUND | | |
| 902 MISCELLANEOUS | 111.00 | .00 |
| 225 UNIVERSITY OF HOUSTON CURRENT FUND | | |
| 902 MISCELLANEOUS | 17.35 | .00 |
| 247 TEXAS SOUTHERN UNIVERSITY CURRENT FUND | | |
| 902 MISCELLANEOUS | 1.00 | .00 |
| 248 UNIV OF TEXAS AT AUSTIN CURRENT FUND | | |
| 902 MISCELLANEOUS | 240.12 | .00 |
| CODE TOTAL | 171,976.35 | .00 |
| 060 EQUIPMENT AND FURNITURE INVENTORY | | |
| 001 GENERAL REVENUE FUND | | |
| 101 SENATE | 46,871.75 | .00 |
| 102 HOUSE OF REPRESENTATIVES | 193,648.80 | .00 |
| 103 LEGISLATIVE COUNCIL | 8,257.65 | .00 |
| 104 LEGISLATIVE BUDGET BOARD | 4,306.71 | .00 |
| 105 LEGISLATIVE REFERENCE LIBRARY | 1,388.00 | .00 |
| 201 SUPREME COURT | 543.94 | .00 |
| 211 COURT OF CRIMINAL APPEALS | 8,128.57 | .00 |
| 225 COURT OF CIVIL APPEALS-FIFTH DIST | 277.73 | .00 |
| 226 COURT OF CIVIL APPEALS-SIXTH DIST | 354.70 | .00 |
| 228 COURT OF CIVIL APPEALS-EIGHTH DIST | 378.40 | .00 |
| 231 COURT OF CIVIL APPEALS-ELEVENTH DIST | 347.70 | .00 |
| 232 COURT OF CIVIL APPEALS-TWELFTH DISTRICT | 74.80 | .00 |
| 242 JUDICIAL QUALIFICATIONS COMMISSION | 473.58 | .00 |
| 301 GOVERNOR-EXECUTIVE | 41,596.10 | .00 |
| 302 ATTORNEY GENERAL | 6,870.24 | .00 |
| 303 BOARD OF CONTROL | 47,204.03 | .00 |
| 304 COMPTROLLER OF PUBLIC ACCOUNTS | 882.00 | .00 |
| 305 GENERAL LAND OFFICE | 53,870.07 | .00 |
| 306 LIBRARY | 2,206.49 | .00 |
| 307 SECRETARY OF STATE | 23,563.80 | .00 |
| 308 AUDITOR | 7,514.67 | .00 |
| 310 TREASURER | 81,632.16 | .00 |
| 312 SECURITIES BOARD | 11,386.47 | .00 |
| 318 COMMISSION FOR THE BLIND | 1,645.62 | 104.23 |
| 325 FIREMENS PENSION COMMISSION | 294.90 | .00 |
| 330 COMMISSION FOR REHABILITATION | 6,731.50 | .00 |
| 331 MASS TRANSPORTATION COMMISSION | 1,807.19 | .00 |
| 401 ADJUTANT GENERAL | 12,547.18 | .00 |
| 403 VETERANS AFFAIRS COMMISSION | 6,798.95 | .00 |
| 406 NATIONAL GUARD ARMORY BOARD | 69.75 | .00 |
| 407 LAW ENFORCEMENT OFFICER STANDARDS & EDUCATION | 12,879.18 | .00 |
| 408 FIRE PROTECTION PERSONNEL STANDARDS & EDUC | 1,938.16 | .00 |
| 452 BUREAU OF LABOR STATISTICS | 6,268.96 | .00 |
| 465 INDUSTRIAL COMMISSION | 10,459.91 | .00 |
| 467 BOARD OF PRIVATE DETECTIVES ETC | 710.23 | .00 |
| 501 DEPARTMENT OF HEALTH | 144,517.36 | 205.06 |

| | GROSS DISBURSEMENTS YEAR TO DATE | REFUND DISBURSEMENTS YEAR TO DATE |
|---|--|---|
| 060 EQUIPMENT AND FURNITURE INVENTORY | | |
| 001 GENERAL REVENUE FUND | | |
| 506 U OF T-MD ANDERSON HOSPITAL & TUMOR INSTITUTE | 12,282.92 | .00 |
| 509 BD OF EXAMINERS FOR HEARING AIDS | 1,464.15 | .00 |
| 517 COMMISSION ON ALCOHOLISM | 2,584.98 | .00 |
| 518 WATER QUALITY BOARD | 29,077.51 | .00 |
| 551 DEPARTMENT OF AGRICULTURE | 159,301.97 | .00 |
| 552 WATER RIGHTS COMMISSION | 35,263.61 | .00 |
| 554 TEXAS ANIMAL HEALTH COMMISSION | 1,666.39 | .00 |
| 555 AGRICULTURAL EXTENSION SERVICE | 21,185.80 | .00 |
| 556 AGRICULTURAL EXPERIMENT STATION | 266,185.71 | .00 |
| 557 VETERINARY MEDICAL DIAGNOSTIC LABORATORY | 59,750.09 | .00 |
| 576 FOREST SERVICE | 131,187.16 | .00 |
| 577 RODENT & PREDATORY ANIMAL CONTROL | 388.90 | .00 |
| 579 RIO GRANDE COMPACT COMMISSION | 865.87 | .00 |
| 580 WATER DEVELOPMENT BOARD | 72,653.31 | 14.85 |
| 592 SOIL CONSERVATION BOARD | 1,120.22 | .00 |
| 651 CORSICANA STATE HOME | 40,967.99 | .00 |
| 652 WACO STATE HOME | 7,640.37 | .00 |
| 654 BROWNWOOD STATE SCHOOL FOR GIRLS | 20,280.25 | .00 |
| 655 MENTAL HEALTH & MENTAL RETARDATION | 1,152,114.73 | 11,987.16 |
| 656 VERNON GERIATRIC CENTER | 19,823.84 | .00 |
| 657 AMARILLO CTR FOR HUMAN DEVELOPMENT | 5,290.41 | .00 |
| 658 BEAUMONT CTR FOR HUMAN DEVELOPMENT | 9,942.31 | .00 |
| 659 RIO GRANDE STATE CENTER MHRM | 2,156.33 | 293.50 |
| 660 DENTON STATE SCHOOL | 29,114.66 | 500.00 |
| 662 DALLAS MENTAL HEALTH CLINIC | 209.04 | .00 |
| 663 COMMISSION FOR INDIAN AFFAIRS | 75,309.96 | .00 |
| 664 FORT WORTH MENTAL HEALTH CLINIC | 1,323.24 | .00 |
| 666 EAST TEXAS STATE CHEST HOSPITAL | 9,010.65 | .00 |
| 668 RICHMOND STATE SCHOOL | 40,521.60 | 156.34 |
| 669 LUFKIN STATE SCHOOL | 21,105.56 | 1,028.72 |
| 670 CORPUS CHRISTI STATE SCHOOL | 20,791.23 | .00 |
| 671 SAN ANGELO CENTER MHRM | 43,800.86 | .00 |
| 672 MEXIA STATE SCHOOL | 98,854.75 | .00 |
| 673 SAN ANTONIO STATE CHEST HOSPITAL | 60,542.20 | .00 |
| 674 KERRVILLE STATE HOSPITAL | 50,928.66 | .00 |
| 675 TRAVIS STATE SCHOOL | 33,309.71 | .00 |
| 676 ABILENE STATE SCHOOL | 21,626.58 | .00 |
| 677 AUSTIN STATE HOSPITAL | 119,079.18 | .00 |
| 678 AUSTIN STATE SCHOOL | 100,602.30 | .00 |
| 679 RUSK STATE HOSPITAL | 29,420.14 | .00 |
| 681 SAN ANTONIO STATE HOSPITAL | 104,001.01 | .00 |
| 682 TERRELL STATE HOSPITAL | 48,857.50 | .00 |
| 683 WICHITA FALLS STATE HOSPITAL | 105,060.31 | .00 |
| 684 HARLINGEN STATE CHEST SANATORIUM | 28,352.91 | .00 |
| 685 RESEARCH INSTITUTE OF MENTAL SCIENCES | 16,528.33 | .00 |
| 686 BIG SPRING STATE HOSPITAL | 12,632.37 | .00 |
| 687 LUBBOCK STATE SCHOOL | 3,607.52 | .00 |
| 690 WEST TEXAS CHILDRENS HOME | 5,451.38 | .00 |
| 691 GATESVILLE STATE SCHOOL FOR BOYS | 43,905.76 | .00 |

| | GROSS DISBURSEMENTS YEAR TO DATE | REFUND DISBURSEMENTS YEAR TO DATE |
|---|--|---|
| 060 EQUIPMENT AND FURNITURE INVENTORY | | |
| 001 GENERAL REVENUE FUND | | |
| 692 GAINESVILLE STATE SCHOOL FOR GIRLS | 19,379.37 | .00 |
| 693 CROCKETT STATE SCHOOL FOR GIRLS | 5,876.87 | .00 |
| 694 YOUTH COUNCIL | 82,727.14 | .00 |
| 695 MOUNT VIEW SCHOOL FOR BOYS | 2,943.92 | .00 |
| 696 DEPARTMENT OF CORRECTIONS | 1,384,794.37 | 10.00 |
| 697 BOARD OF PARDONS & PAROLES | 7,536.70 | .00 |
| 701 TEXAS EDUCATION AGENCY | 20,195.74 | .00 |
| 710 A & M UNIV SYSTEM ADMINISTRATION | 2,225.85 | .00 |
| 711 A & M UNIVERSITY MAIN UNIVERSITY | 390,918.53 | 1,274.00 |
| 712 ENGINEERING EXPERIMENT STATION & TRANSPR INST | 1,807.78 | .00 |
| 713 TARLETON COLLEGE | 18,381.10 | .00 |
| 714 U OF T AT ARLINGTON | 58,189.19 | .00 |
| 715 PRAIRIE VIEW A & M COLLEGE | 87,657.47 | .00 |
| 716 ENGINEERING EXTENSION SERVICE | 2,546.00 | .00 |
| 717 SOUTHERN UNIVERSITY | 20,174.55 | .00 |
| 718 TEXAS MARITIME ACADEMY | 4,946.98 | .00 |
| 719 TEXAS STATE TECHNICAL INSTITUTE | 295,564.66 | .00 |
| 721 UNIVERSITY OF TEXAS AT AUSTIN | 100,220.31 | .00 |
| 722 U OF T MEDICAL SCHOOL AT SAN ANTONIO | 449,490.83 | .00 |
| 725 U OF T SCHOOL OF PUBLIC HEALTH AT HOUSTON | 28,943.62 | .00 |
| 726 UNIV OF TEXAS POSTGRADUATE SCH OF MEDICINE | 29,162.77 | .00 |
| 728 U OF T DENTAL SCHOOL AT HOUSTON | 56,632.90 | .00 |
| 729 TEXAS SOUTHWESTERN MEDICAL SCHOOL | 144,830.05 | .00 |
| 730 UNIVERSITY OF HOUSTON | 119.96 | .00 |
| 731 TEXAS WOMANS UNIVERSITY | 72,384.50 | .00 |
| 732 A & I UNIVERSITY | 53,275.77 | .00 |
| 733 TEXAS TECHNOLOGICAL UNIV | 114,566.46 | .00 |
| 735 MIDWESTERN UNIVERSITY | 380.40 | .00 |
| 736 PAN AMERICAN UNIVERSITY | 687.40 | .00 |
| 737 ANGELO STATE UNIV | 1,503.96 | .00 |
| 739 TEXAS TECH UNIVER SCHOOL OF MEDICINE | 14,119.72 | .00 |
| 740 UT DENTAL BR AT SAN ANTONIO | 37,495.95 | .00 |
| 741 UT MEDICAL SCHOOL AT HOUSTON | 89,254.23 | .00 |
| 751 EAST TEXAS STATE UNIV | 119,174.73 | .00 |
| 752 NORTH TEXAS STATE UNIVERSITY | 60,065.17 | .00 |
| 753 SAM HOUSTON STATE UNIV | 10,543.10 | .00 |
| 754 SOUTHWEST TEXAS STATE UNIV | 113,139.55 | .00 |
| 755 S F AUSTIN STATE UNIV | 11,715.90 | .00 |
| 756 SUL ROSS STATE UNIV | 21,563.87 | .00 |
| 757 WEST TEXAS STATE UNIVERSITY | 33,724.17 | .00 |
| 758 BOARD OF REGENTS STATE SENIOR COLLEGES | 418.50 | .00 |
| 781 COORDINATING BOARD COLLEGE & UNIV SYSTEM | 18,669.32 | .00 |
| 782 WESTERN INFORMATION NETWORK ASSOCIATION | 1,548.33 | .00 |
| 802 PARKS AND WILD LIFE DEPARTMENT | 9,125.02 | .00 |
| 808 HISTORICAL SURVEY COMMITTEE | 8,837.02 | .00 |
| 813 TEXAS FINE ARTS COMMISSION | 666.34 | .00 |
| 816 ADMIRAL NIMITZ MUSEUM | 5,894.09 | .00 |
| 904 NATURAL FIBERS & FOOD PROTEIN COMMITTEE | 369.30 | .00 |
| 906 AMERICAN BICENTENNIAL REVOLUTION COMMISSION | 972.00 | .00 |

| | GROSS DISBURSEMENTS YEAR TO DATE | REFUND DISBURSEMENTS YEAR TO DATE |
|---|--|---|
| FUND TOTAL | 7,940,950.98 | 15,573.86 |
| 006 STATE HIGHWAY FUND | | |
| 405 DEPARTMENT OF PUBLIC SAFETY | 791,399.83 | .00 |
| 007 STATE BUILDING FUND | | |
| 309 BUILDING COMMISSION | 19,196.59 | .00 |
| 009 SPECIAL GAME & FISH FUND | | |
| 802 PARKS AND WILD LIFE DEPARTMENT | 513,775.88 | .00 |
| 011 AVAILABLE UNIVERSITY FUND | | |
| 721 UNIVERSITY OF TEXAS AT AUSTIN | 2,141,803.32 | .00 |
| 019 VITAL STATISTICS FUND | | |
| 501 DEPARTMENT OF HEALTH | 1,109.40 | .00 |
| 023 DEPARTMENT OF AGRICULTURE FUND | | |
| 551 DEPARTMENT OF AGRICULTURE | 134,534.09 | .00 |
| 024 PSYCHOLOGISTS LICENSING FUND | | |
| 520 BD OF EXAMINERS OF PSYCHOLOGISTS | 2,028.77 | .00 |
| 026 UNEMPLOYMENT COMPENSATION ADMIN FUND | | |
| 322 EMPLOYMENT COMMISSION | 451,102.40 | .00 |
| 029 TRAFFIC SAFETY FUND | | |
| 301 GOVERNOR-EXECUTIVE | 5,140.17 | .00 |
| 030 EDUCATION AGENCY DRIVER EDUCATION FUND | | |
| 701 TEXAS EDUCATION AGENCY | 594,290.00 | .00 |
| 033 SANITARIANS REGISTRATION AND LICENSE FUND | | |
| 501 DEPARTMENT OF HEALTH | 560.10 | .00 |
| 034 OPTOMETRY FUND | | |
| 514 OPTOMETRY BOARD | 180.00 | .00 |
| 036 INSURANCE COMMISSION OPERATING FUND | | |
| 454 BOARD OF INSURANCE | 301,277.92 | .00 |
| 039 COMMODITY DISTRIBUTION FUND | | |
| 324 DEPARTMENT OF PUBLIC WELFARE | 26,542.19 | .00 |
| 040 BARBER EXAMINERS FUND | | |
| 502 BOARD OF BARBER EXAMINERS | 459.00 | .00 |
| 041 BOARD OF WATER ENGINEERS FUND | | |
| 580 WATER DEVELOPMENT BOARD | 16,579.69 | .00 |
| 047 A & M UNIV AVAILABLE FUND | | |
| 711 A & M UNIVERSITY MAIN UNIVERSITY | 169,559.47 | 242.02 |
| 055 MEDICAL REGISTRATION FUND | | |
| 503 BOARD OF MEDICAL EXAMINERS | 459.62 | .00 |
| 056 PROFESSIONAL ENGINEERS FUND | | |
| 460 BD OF REGISTRATION FOR PROFESSIONAL ENGINEERS | 2,818.54 | .00 |
| 058 FEED CONTROL FUND | | |
| 556 AGRICULTURAL EXPERIMENT STATION | 3,846.45 | .00 |
| 059 SPECIAL BOAT FUND | | |
| 802 PARKS AND WILD LIFE DEPARTMENT | 4,869.73 | .00 |
| 061 COMMISSION FOR REHABILITATION OPERATING FUND | | |
| 330 COMMISSION FOR REHABILITATION | 569,657.03 | .00 |
| 062 COMPTROLLERS OPERATING FUND | | |
| 304 COMPTROLLER OF PUBLIC ACCOUNTS | 141,463.87 | .00 |
| 063 LAND & WATER RECREATION & SAFETY FUND | | |
| 802 PARKS AND WILD LIFE DEPARTMENT | 193,828.96 | 10.54 |
| 064 STATE PARKS FUND | | |
| 802 PARKS AND WILD LIFE DEPARTMENT | 291,374.56 | .00 |

GROSS
DISBURSEMENTS
YEAR TO DATEREFUND
DISBURSEMENTS
YEAR TO DATE

| | | | |
|-----|---|--------------|-----|
| 067 | CONFISCATED LIQUOR FUND | | |
| | 458 ALCOHOLIC BEVERAGE COM | 272.49 | .00 |
| 069 | BOARD OF LANDSCAPE ARCHITECTS FUND | | |
| | 468 BD OF LANDSCAPE ARCHITECTS | 661.50 | .00 |
| 070 | BICENTENNIAL FUND | | |
| | 906 AMERICAN BICENTENNIAL REVOLUTION COMMISSION | 486.00 | .00 |
| 072 | ATTORNEY GENERAL OPERATING FUND | | |
| | 302 ATTORNEY GENERAL | 11,725.01 | .00 |
| 075 | REGISTERED PUBLIC SURVEYORS FUND | | |
| | 463 BOARD OF REGISTRATION FOR PUBLIC SURVEYORS | 495.79 | .00 |
| 083 | DONATED COMMODITY DISTRIBUTION FUND | | |
| | 324 DEPARTMENT OF PUBLIC WELFARE | 233.14 | .00 |
| 086 | DENTAL REGISTRATION FUND | | |
| | 504 BOARD OF DENTAL EXAMINERS | 581.00 | .00 |
| 088 | BOARD OF COSMETOLOGISTS FUND | | |
| | 505 COSMETOLOGY COMMISSION | 10,287.44 | .00 |
| 094 | WORKMENS COMPENSATION FUND | | |
| | 453 INDUSTRIAL ACCIDENT BOARD | 354.32 | .00 |
| 097 | LIQUOR ACT ENFORCEMENT FUND | | |
| | 458 ALCOHOLIC BEVERAGE COM | 4,210.15 | .00 |
| 099 | OPERATORS & CHAUFFEURS FUND | | |
| | 405 DEPARTMENT OF PUBLIC SAFETY | 1,075,716.30 | .00 |
| 109 | ARCHITECTS REGISTRATION FUND | | |
| | 459 BOARD OF ARCHITECTURAL EXAMINERS | 702.40 | .00 |
| 112 | EDUCATION AGENCY OPERATING FUND | | |
| | 701 TEXAS EDUCATION AGENCY | 63,886.35 | .00 |
| 114 | REAL ESTATE LICENSE FUND | | |
| | 329 REAL ESTATE COMMISSION | 2,718.22 | .00 |
| 118 | FEDERAL PUBLIC LIBRARY SERVICE FUND | | |
| | 306 LIBRARY | 13,967.42 | .00 |
| 127 | FEDERAL ECONOMIC OPPORTUNITY FUND | | |
| | 301 GOVERNOR-EXECUTIVE | 2,789.97 | .00 |
| 129 | HOSPITAL LICENSING FUND | | |
| | 501 DEPARTMENT OF HEALTH | 52.00 | .00 |
| 134 | FEDERAL OLDER AMERICANS FUND | | |
| | 301 GOVERNOR-EXECUTIVE | 4,355.60 | .00 |
| 141 | FEDERAL ADULT BLIND FUND | | |
| | 318 COMMISSION FOR THE BLIND | 347,105.41 | .00 |
| 150 | AIRCRAFT FUEL TAX FUND | | |
| | 461 AERONAUTIC COMMISSION | 8,291.81 | .00 |
| 153 | WATER QUALITY FUND | | |
| | 518 WATER QUALITY BOARD | 12,328.18 | .00 |
| 155 | RAILROAD COMMISSION OPERATING FUND | | |
| | 455 RAILROAD COMMISSION | 144,182.43 | .00 |
| 156 | INDUSTRIAL REVOLVING FUND | | |
| | 696 DEPARTMENT OF CORRECTIONS | 465,955.88 | .00 |
| 158 | WATER RIGHTS ADMINISTRATION FUND | | |
| | 552 WATER RIGHTS COMMISSION | 62.90 | .00 |
| 164 | CONSERVATORS EXPENSE FUND | | |
| | 310 TREASURER | 76.79 | .00 |
| 166 | WELFARE ADMINISTRATION OPERATING FUND | | |
| | 324 DEPARTMENT OF PUBLIC WELFARE | 224,966.92 | .00 |

| | GROSS DISBURSEMENTS YEAR TO DATE | REFUND DISBURSEMENTS YEAR TO DATE |
|--|--|---|
| 219 FEDERAL HIGHER EDUCATION FUND | | |
| 781 COORDINATING BOARD COLLEGE & UNIV SYSTEM | 1,382.03 | .00 |
| 222 DEPT PUBLIC SAFETY FEDERAL FUND | | |
| 405 DEPARTMENT OF PUBLIC SAFETY | 95,848.48 | .00 |
| 223 FEDERAL LAND AND WATER CONSERVATION FUND | | |
| 802 PARKS AND WILD LIFE DEPARTMENT | 2,124.60 | .00 |
| 224 GOVERNORS OFFICE FEDERAL PROJECTS FUND | | |
| 301 GOVERNOR-EXECUTIVE | 18,995.17 | .00 |
| 225 UNIVERSITY OF HOUSTON CURRENT FUND | | |
| 730 UNIVERSITY OF HOUSTON | 221,660.23 | .00 |
| 226 PAN AMERICAN UNIV CURRENT FUND | | |
| 736 PAN AMERICAN UNIVERSITY | 80,056.51 | .00 |
| 227 ANGELO STATE UNIV CURRENT FUND | | |
| 737 ANGELO STATE UNIV | 59,384.67 | .00 |
| 237 TEXAS STATE TECHNICAL INSTITUTE FUND | | |
| 719 TEXAS STATE TECHNICAL INSTITUTE | 71,409.64 | .00 |
| 242 A & M UNIV CURRENT FUND | | |
| 711 A & M UNIVERSITY MAIN UNIVERSITY | 280,078.94 | 1,239.53 |
| 243 TARLETON COLLEGE CURRENT FUND | | |
| 713 TARLETON COLLEGE | 36,271.94 | .00 |
| 244 UT AT ARLINGTON CURRENT FUND | | |
| 714 U OF T AT ARLINGTON | 286,909.28 | .00 |
| 245 PRAIRIE VIEW A & M COLLEGE CURRENT FUND | | |
| 715 PRAIRIE VIEW A & M COLLEGE | 29,860.41 | .00 |
| 247 TEXAS SOUTHERN UNIVERSITY CURRENT FUND | | |
| 717 SOUTHERN UNIVERSITY | 16,911.78 | .00 |
| 248 UNIV OF TEXAS AT AUSTIN CURRENT FUND | | |
| 721 UNIVERSITY OF TEXAS AT AUSTIN | 168,249.19 | .00 |
| 250 UT AT EL PASO CURRENT FUND | | |
| 724 U OF T AT EL PASO | 177,853.00 | .00 |
| 253 TEXAS WOMANS UNIVERSITY CURRENT FUND | | |
| 731 TEXAS WOMANS UNIVERSITY | 65,057.20 | .00 |
| 254 A & I UNIV CURRENT FUND | | |
| 732 A & I UNIVERSITY | 156,623.76 | .00 |
| 255 TEXAS TECHNOLOGICAL UNIV CURRENT FUND | | |
| 733 TEXAS TECHNOLOGICAL UNIV | 349,148.60 | .00 |
| 256 LAMAR UNIVERSITY CURRENT FUND | | |
| 734 LAMAR UNIVERSITY | 283,526.94 | .00 |
| 257 EAST TEXAS STATE UNIV CURRENT FUND | | |
| 751 EAST TEXAS STATE UNIV | 148,162.27 | .00 |
| 258 NORTH TEXAS STATE UNIV CURRENT FUND | | |
| 752 NORTH TEXAS STATE UNIVERSITY | 348,009.68 | .00 |
| 259 SAM HOUSTON UNIV CURRENT FUND | | |
| 753 SAM HOUSTON STATE UNIV | 121,012.20 | .00 |
| 260 SOUTHWEST TEXAS UNIV CURRENT FUND | | |
| 754 SOUTHWEST TEXAS STATE UNIV | 103,254.22 | .00 |
| 261 STEPHEN F AUSTIN UNIV CURRENT FUND | | |
| 755 S F AUSTIN STATE UNIV | 188,925.09 | .00 |
| 262 SUL ROSS UNIV CURRENT FUND | | |
| 756 SUL ROSS STATE UNIV | 29,913.00 | .00 |
| 263 WEST TEXAS STATE UNIV CURRENT FUND | | |
| 757 WEST TEXAS STATE UNIVERSITY | 175,986.83 | .00 |

| | GROSS DISBURSEMENTS YEAR TO DATE | REFUND DISBURSEMENTS YEAR TO DATE |
|---|--|---|
| 264 MIDWESTERN UNIVERSITY CURRENT FUND | | |
| 735 MIDWESTERN UNIVERSITY | 32,856.18 | .00 |
| 266 VOCATIONAL NURSE EXAMINERS FUND | | |
| 511 BOARD OF VOCATIONAL NURSE EXAMINERS | 2,938.26 | .00 |
| 272 BOARD OF CORRECTIONS MINERAL FUND | | |
| 696 DEPARTMENT OF CORRECTIONS | 376.42 | .00 |
| 273 FEDERAL HEALTH FUND | | |
| 501 DEPARTMENT OF HEALTH | 328,088.17 | .00 |
| 274 MOTOR VEHICLE INSPECTION FUND | | |
| 405 DEPARTMENT OF PUBLIC SAFETY | 669,427.18 | 192.50 |
| 275 TEXAS MARITIME ACADEMY CURRENT FUND | | |
| 718 TEXAS MARITIME ACADEMY | 1,445.40 | .00 |
| 408 TEXAS PARK DEVELOPMENT FUND | | |
| 802 PARKS AND WILD LIFE DEPARTMENT | 40,512.04 | .00 |
| CODE TOTAL | 21,307,533.29 | 17,258.45 |
| 061 OTHER EQUIPMENT AND FURNITURE | | |
| 001 GENERAL REVENUE FUND | | |
| 501 DEPARTMENT OF HEALTH | 2,294.98 | .00 |
| 714 U OF T AT ARLINGTON | 189.00 | .00 |
| FUND TOTAL | 2,483.98 | .00 |
| 026 UNEMPLOYMENT COMPENSATION ADMIN FUND | | |
| 322 EMPLOYMENT COMMISSION | 5,111.35 | .00 |
| 273 FEDERAL HEALTH FUND | | |
| 501 DEPARTMENT OF HEALTH | 31,927.38 | .00 |
| CODE TOTAL | 39,522.71 | .00 |
| 062 LIBRARY BOOKS | | |
| 001 GENERAL REVENUE FUND | | |
| 101 SENATE | 3,170.00 | .00 |
| 102 HOUSE OF REPRESENTATIVES | 125.00 | .00 |
| 103 LEGISLATIVE COUNCIL | 2,734.95 | .00 |
| 104 LEGISLATIVE BUDGET BOARD | 138.50 | .00 |
| 105 LEGISLATIVE REFERENCE LIBRARY | 15,366.64 | .00 |
| 201 SUPREME COURT | 13,888.63 | .00 |
| 211 COURT OF CRIMINAL APPEALS | 4,320.15 | .00 |
| 212 JUDICIAL COUNCIL | 85.05 | .00 |
| 213 STATE ATTY BEFORE COURT OF CRIMINAL APPEALS | 775.66 | .00 |
| 221 COURT OF CIVIL APPEALS-FIRST DIST | 3,035.10 | .00 |
| 222 COURT OF CIVIL APPEALS-SECOND DIST | 1,427.70 | .00 |
| 223 COURT OF CIVIL APPEALS-THIRD DIST | 2,798.80 | .00 |
| 224 COURT OF CIVIL APPEALS-FOURTH DIST | 1,347.25 | .00 |
| 225 COURT OF CIVIL APPEALS-FIFTH DIST | 1,449.20 | .00 |
| 226 COURT OF CIVIL APPEALS-SIXTH DIST | 2,510.37 | .00 |
| 227 COURT OF CIVIL APPEALS-SEVENTH DIST | 442.00 | .00 |
| 228 COURT OF CIVIL APPEALS-EIGHTH DIST | 1,713.55 | .00 |
| 229 COURT OF CIVIL APPEALS-NINTH DIST | 1,246.55 | .00 |
| 230 COURT OF CIVIL APPEALS-TENTH DIST | 1,664.60 | .00 |
| 231 COURT OF CIVIL APPEALS-ELEVENTH DIST | 2,287.05 | .00 |

| | GROSS DISBURSEMENTS YEAR TO DATE | REFUND DISBURSEMENTS YEAR TO DATE |
|---|--|---|
| 062 LIBRARY BOOKS | | |
| 001 GENERAL REVENUE FUND | | |
| 232 COURT OF CIVIL APPEALS-TWELFTH DISTRICT | 1,932.40 | .00 |
| 233 COURT OF CIVIL APPEALS-THIRTEENTH DISTRICT | 1,902.80 | .00 |
| 234 COURT OF CIVIL APPEALS-FOURTEENTH DIST | 2,587.55 | .00 |
| 242 JUDICIAL QUALIFICATIONS COMMISSION | 72.00 | .00 |
| 301 GOVERNOR-EXECUTIVE | 6,405.37 | .00 |
| 302 ATTORNEY GENERAL | 7,641.77 | .00 |
| 303 BOARD OF CONTROL | 45.00 | .00 |
| 306 LIBRARY | 21,897.27 | .00 |
| 307 SECRETARY OF STATE | 589.59 | .00 |
| 308 AUDITOR | 162.82 | .00 |
| 312 SECURITIES BOARD | 280.00 | .00 |
| 318 COMMISSION FOR THE BLIND | 24.00 | .00 |
| 407 LAW ENFORCEMENT OFFICER STANDARDS & EDUCATION | 246.31 | .00 |
| 452 BUREAU OF LABOR STATISTICS | 27.00 | .00 |
| 453 INDUSTRIAL ACCIDENT BOARD | 78.00 | .00 |
| 501 DEPARTMENT OF HEALTH | 8,415.68 | .00 |
| 506 U OF T-MD ANDERSON HOSPITAL & TUMOR INSTITUTE | 2,504.91 | .00 |
| 518 WATER QUALITY BOARD | 738.70 | .00 |
| 552 WATER RIGHTS COMMISSION | 439.20 | .00 |
| 556 AGRICULTURAL EXPERIMENT STATION | 331.49 | .00 |
| 557 VETERINARY MEDICAL DIAGNOSTIC LABORATORY | 175.31 | .00 |
| 576 FOREST SERVICE | 322.76 | .00 |
| 580 WATER DEVELOPMENT BOARD | 3,906.17 | .00 |
| 654 BROWNWOOD STATE SCHOOL FOR GIRLS | 1,930.68 | .00 |
| 655 MENTAL HEALTH & MENTAL RETARDATION | 3,887.42 | .00 |
| 656 VERNON GERIATRIC CENTER | 552.86 | .00 |
| 657 AMARILLO CTR FOR HUMAN DEVELOPMENT | 10.96 | .00 |
| 658 BEAUMONT CTR FOR HUMAN DEVELOPMENT | 511.80 | .00 |
| 659 RIO GRANDE STATE CENTER MHR | 72.19 | .00 |
| 660 DENTON STATE SCHOOL | 160.67 | .00 |
| 664 FORT WORTH MENTAL HEALTH CLINIC | 40.40 | .00 |
| 666 EAST TEXAS STATE CHEST HOSPITAL | 401.43 | .00 |
| 668 RICHMOND STATE SCHOOL | 236.53 | .00 |
| 669 LUFKIN STATE SCHOOL | 54.90 | .00 |
| 670 CORPUS CHRISTI STATE SCHOOL | 2,255.59 | .00 |
| 671 SAN ANGELO CENTER MHR | 57.20 | .00 |
| 672 MEXIA STATE SCHOOL | 266.09 | .00 |
| 673 SAN ANTONIO STATE CHEST HOSPITAL | 1,238.60 | .00 |
| 674 KERRVILLE STATE HOSPITAL | 117.88 | 5.85 |
| 675 TRAVIS STATE SCHOOL | 14.40 | .00 |
| 676 ABILENE STATE SCHOOL | 198.22 | .00 |
| 677 AUSTIN STATE HOSPITAL | 2,586.11 | .00 |
| 678 AUSTIN STATE SCHOOL | 54.38 | .00 |
| 679 RUSK STATE HOSPITAL | 129.41 | .00 |
| 681 SAN ANTONIO STATE HOSPITAL | 656.38 | .00 |
| 682 TERRELL STATE HOSPITAL | 666.18 | .00 |
| 683 WICHITA FALLS STATE HOSPITAL | 4,344.68 | .00 |
| 684 HARLINGEN STATE CHEST SANATORIUM | 153.62 | .00 |
| 685 RESEARCH INSTITUTE OF MENTAL SCIENCES | 776.00 | .00 |

| | GROSS DISBURSEMENTS YEAR TO DATE | REFUND DISBURSEMENTS YEAR TO DATE |
|---|--|---|
| 062 LIBRARY BOOKS | | |
| 001 GENERAL REVENUE FUND | | |
| 686 BIG SPRING STATE HOSPITAL | 208.66 | .00 |
| 691 GATESVILLE STATE SCHOOL FOR BOYS | 3,170.03 | .00 |
| 692 GAINESVILLE STATE SCHOOL FOR GIRLS | 189.27 | .00 |
| 693 CROCKETT STATE SCHOOL FOR GIRLS | 2.94 | .00 |
| 694 YOUTH COUNCIL | 111.50 | .00 |
| 696 DEPARTMENT OF CORRECTIONS | 45,489.62 | 121.53 |
| 697 BOARD OF PARDONS & PAROLES | 108.50 | .00 |
| 710 A & M UNIV SYSTEM ADMINISTRATION | 335.50 | .00 |
| 711 A & M UNIVERSITY MAIN UNIVERSITY | 241,589.35 | .00 |
| 712 ENGINEERING EXPERIMENT STATION & TRANSPR INST | 3.00 | .00 |
| 713 TARLETON COLLEGE | 59,347.20 | .00 |
| 714 U OF T AT ARLINGTON | 264,243.61 | .00 |
| 715 PRAIRIE VIEW A & M COLLEGE | 18,178.93 | .00 |
| 717 SOUTHERN UNIVERSITY | 15,584.55 | .00 |
| 718 TEXAS MARITIME ACADEMY | 2,022.13 | .00 |
| 719 TEXAS STATE TECHNICAL INSTITUTE | 33,261.00 | .00 |
| 721 UNIVERSITY OF TEXAS AT AUSTIN | 1,041.77 | .00 |
| 722 U OF T MEDICAL SCHOOL AT SAN ANTONIO | 126,887.77 | .00 |
| 725 U OF T SCHOOL OF PUBLIC HEALTH AT HOUSTON | 2,876.63 | .00 |
| 726 UNIV OF TEXAS POSTGRADUATE SCH OF MEDICINE | 1,199.62 | .00 |
| 728 U OF T DENTAL SCHOOL AT HOUSTON | 4,898.50 | .00 |
| 729 TEXAS SOUTHWESTERN MEDICAL SCHOOL | 18,210.42 | .00 |
| 730 UNIVERSITY OF HOUSTON | 171,768.27 | .00 |
| 731 TEXAS WOMANS UNIVERSITY | 4,428.38 | .00 |
| 732 A & I UNIVERSITY | 143,182.15 | .00 |
| 733 TEXAS TECHNOLOGICAL UNIV | 172,159.23 | .00 |
| 734 LAMAR UNIVERSITY | 202.01 | .00 |
| 735 MIDWESTERN UNIVERSITY | 3,769.63 | .00 |
| 737 ANGELO STATE UNIV | 18,082.74 | .00 |
| 738 UNIV OF TEXAS AT DALLAS | 40,786.50 | .00 |
| 741 UT MEDICAL SCHOOL AT HOUSTON | 220.00 | .00 |
| 751 EAST TEXAS STATE UNIV | 290,769.72 | .00 |
| 752 NORTH TEXAS STATE UNIVERSITY | 353,441.52 | .00 |
| 753 SAN HOUSTON STATE UNIV | 32,007.86 | .00 |
| 754 SOUTHWEST TEXAS STATE UNIV | 164,568.42 | .00 |
| 755 S F AUSTIN STATE UNIV | 205,874.63 | .00 |
| 756 SUL ROSS STATE UNIV | 6,910.09 | .00 |
| 757 WEST TEXAS STATE UNIVERSITY | 68,796.21 | .00 |
| 808 HISTORICAL SURVEY COMMITTEE | 82.88 | .00 |
| FUND TOTAL | 2,658,638.17 | 127.38 |
| 006 STATE HIGHWAY FUND | | |
| 405 DEPARTMENT OF PUBLIC SAFETY | 5,229.10 | .00 |
| 011 AVAILABLE UNIVERSITY FUND | | |
| 721 UNIVERSITY OF TEXAS AT AUSTIN | 2,322,990.17 | .00 |
| 019 VITAL STATISTICS FUND | | |
| 501 DEPARTMENT OF HEALTH | 35.00 | .00 |
| 026 UNEMPLOYMENT COMPENSATION ADMIN FUND | | |
| 322 EMPLOYMENT COMMISSION | 1,612.66 | .00 |
| 029 TRAFFIC SAFETY FUND | | |
| 301 GOVERNOR-EXECUTIVE | 17.00 | .00 |

| | GROSS DISBURSEMENTS YEAR TO DATE | REFUND DISBURSEMENTS YEAR TO DATE |
|--|--|---|
| 036 INSURANCE COMMISSION OPERATING FUND | | |
| 454 BOARD OF INSURANCE | 3,271.91 | .00 |
| 041 BOARD OF WATER ENGINEERS FUND | | |
| 580 WATER DEVELOPMENT BOARD | 33.46 | .00 |
| 047 A & M UNIV AVAILABLE FUND | | |
| 711 A & M UNIVERSITY MAIN UNIVERSITY | 20,842.45 | .00 |
| 061 COMMISSION FOR REHABILITATION OPERATING FUND | | |
| 330 COMMISSION FOR REHABILITATION | 4,120.88 | .00 |
| 062 COMPTROLLERS OPERATING FUND | | |
| 304 COMPTROLLER OF PUBLIC ACCOUNTS | 2,480.35 | .00 |
| 072 ATTORNEY GENERAL OPERATING FUND | | |
| 302 ATTORNEY GENERAL | 949.85 | .00 |
| 094 WORKMENS COMPENSATION FUND | | |
| 453 INDUSTRIAL ACCIDENT BOARD | 338.50 | .00 |
| 097 LIQUOR ACT ENFORCEMENT FUND | | |
| 458 ALCOHOLIC BEVERAGE COM | 415.81 | .00 |
| 099 OPERATORS & CHAUFFEURS FUND | | |
| 405 DEPARTMENT OF PUBLIC SAFETY | 2,286.88 | .00 |
| 112 EDUCATION AGENCY OPERATING FUND | | |
| 701 TEXAS EDUCATION AGENCY | 7,526.36 | .00 |
| 114 REAL ESTATE LICENSE FUND | | |
| 329 REAL ESTATE COMMISSION | 340.10 | .00 |
| 118 FEDERAL PUBLIC LIBRARY SERVICE FUND | | |
| 306 LIBRARY | 79,869.41 | 81.50 |
| 129 HOSPITAL LICENSING FUND | | |
| 501 DEPARTMENT OF HEALTH | 37.67 | .00 |
| 141 FEDERAL ADULT BLIND FUND | | |
| 318 COMMISSION FOR THE BLIND | 449.00 | .00 |
| 153 WATER QUALITY FUND | | |
| 518 WATER QUALITY BOARD | 217.17 | .00 |
| 155 RAILROAD COMMISSION OPERATING FUND | | |
| 455 RAILROAD COMMISSION | 958.47 | .00 |
| 166 WELFARE ADMINISTRATION OPERATING FUND | | |
| 324 DEPARTMENT OF PUBLIC WELFARE | 259.98 | 7.50 |
| 222 DEPT PUBLIC SAFETY FEDERAL FUND | | |
| 405 DEPARTMENT OF PUBLIC SAFETY | 712.30 | .00 |
| 224 GOVERNORS OFFICE FEDERAL PROJECTS FUND | | |
| 301 GOVERNOR-EXECUTIVE | 1,458.39 | .00 |
| 225 UNIVERSITY OF HOUSTON CURRENT FUND | | |
| 730 UNIVERSITY OF HOUSTON | 87,963.68 | .00 |
| 226 PAN AMERICAN UNIV CURRENT FUND | | |
| 736 PAN AMERICAN UNIVERSITY | 121,639.31 | .00 |
| 227 ANGELO STATE UNIV CURRENT FUND | | |
| 737 ANGELO STATE UNIV | 68,369.25 | .00 |
| 242 A & M UNIV CURRENT FUND | | |
| 711 A & M UNIVERSITY MAIN UNIVERSITY | 132,413.11 | .00 |
| 243 TARLETON COLLEGE CURRENT FUND | | |
| 713 TARLETON COLLEGE | 56,951.63 | .00 |
| 244 UT AT ARLINGTON CURRENT FUND | | |
| 714 U OF T AT ARLINGTON | 79,050.47 | .00 |
| 245 PRAIRIE VIEW A & M COLLEGE CURRENT FUND | | |
| 715 PRAIRIE VIEW A & M COLLEGE | 58,527.23 | .00 |

GROSS
DISBURSEMENTS
YEAR TO DATE

REFUND
DISBURSEMENTS
YEAR TO DATE

| | | |
|--|---------------|--------|
| 247 TEXAS SOUTHERN UNIVERSITY CURRENT FUND | | |
| 717 SOUTHERN UNIVERSITY | 33,563.01 | .00 |
| 248 UNIV OF TEXAS AT AUSTIN CURRENT FUND | | |
| 721 UNIVERSITY OF TEXAS AT AUSTIN | 247,703.16 | .00 |
| 250 UT AT EL PASO CURRENT FUND | | |
| 724 U OF T AT EL PASO | 187,214.42 | .00 |
| 253 TEXAS WOMANS UNIVERSITY CURRENT FUND | | |
| 731 TEXAS WOMANS UNIVERSITY | 178,597.02 | .00 |
| 254 A & I UNIV CURRENT FUND | | |
| 732 A & I UNIVERSITY | 73,671.96 | .00 |
| 255 TEXAS TECHNOLOGICAL UNIV CURRENT FUND | | |
| 733 TEXAS TECHNOLOGICAL UNIV | 401,431.98 | .00 |
| 256 LAMAR UNIVERSITY CURRENT FUND | | |
| 734 LAMAR UNIVERSITY | 165,216.82 | .00 |
| 257 EAST TEXAS STATE UNIV CURRENT FUND | | |
| 751 EAST TEXAS STATE UNIV | 87,421.88 | .00 |
| 258 NORTH TEXAS STATE UNIV CURRENT FUND | | |
| 752 NORTH TEXAS STATE UNIVERSITY | 59,582.83 | .00 |
| 259 SAM HOUSTON UNIV CURRENT FUND | | |
| 753 SAM HOUSTON STATE UNIV | 94,780.65 | .00 |
| 260 SOUTHWEST TEXAS UNIV CURRENT FUND | | |
| 754 SOUTHWEST TEXAS STATE UNIV | 40,949.74 | .00 |
| 261 STEPHEN F AUSTIN UNIV CURRENT FUND | | |
| 755 S F AUSTIN STATE UNIV | 18,014.89 | .00 |
| 262 SUL ROSS UNIV CURRENT FUND | | |
| 756 SUL ROSS STATE UNIV | 45,526.69 | .00 |
| 263 WEST TEXAS STATE UNIV CURRENT FUND | | |
| 757 WEST TEXAS STATE UNIVERSITY | 97,437.78 | .00 |
| 264 MIDWESTERN UNIVERSITY CURRENT FUND | | |
| 735 MIDWESTERN UNIVERSITY | 77,225.05 | .00 |
| 273 FEDERAL HEALTH FUND | | |
| 501 DEPARTMENT OF HEALTH | 6,761.72 | .00 |
| 274 MOTOR VEHICLE INSPECTION FUND | | |
| 405 DEPARTMENT OF PUBLIC SAFETY | 1,531.15 | .00 |
| 275 TEXAS MARITIME ACADEMY CURRENT FUND | | |
| 718 TEXAS MARITIME ACADEMY | 1,511.41 | 55.32 |
| CODE TOTAL | 7,538,147.88 | 271.70 |
| 063 TEXTBOOKS | | |
| 003 TEXTBOOK FUND | | |
| 701 TEXAS EDUCATION AGENCY | 17,893,306.33 | .00 |
| 064 LIVESTOCK AND POULTRY | | |
| 001 GENERAL REVENUE FUND | | |
| 691 GATESVILLE STATE SCHOOL FOR BOYS | 80.00 | .00 |
| 696 DEPARTMENT OF CORRECTIONS | 32,500.00 | .00 |
| 713 TARLETON COLLEGE | 4,571.42 | .00 |
| 753 SAM HOUSTON STATE UNIV | 2,725.00 | .00 |
| FUND TOTAL | 39,876.42 | .00 |
| 227 ANGELO STATE UNIV CURRENT FUND | | |
| 737 ANGELO STATE UNIV | 350.00 | .00 |

| | GROSS DISBURSEMENTS YEAR TO DATE | REFUND DISBURSEMENTS YEAR TO DATE |
|--|--|---|
| 243 TARLETON COLLEGE CURRENT FUND | | |
| 713 TARLETON COLLEGE | 5,658.44 | .00 |
| 254 A & I UNIV CURRENT FUND | | |
| 732 A & I UNIVERSITY | 385.00 | .00 |
| 255 TEXAS TECHNOLOGICAL UNIV CURRENT FUND | | |
| 733 TEXAS TECHNOLOGICAL UNIV | 1,275.00 | .00 |
| 257 EAST TEXAS STATE UNIV CURRENT FUND | | |
| 751 EAST TEXAS STATE UNIV | 395.00 | .00 |
| 259 SAM HOUSTON UNIV CURRENT FUND | | |
| 753 SAM HOUSTON STATE UNIV | 7,255.00 | .00 |
| 262 SUL ROSS UNIV CURRENT FUND | | |
| 756 SUL ROSS STATE UNIV | 150.00 | .00 |
| 263 WEST TEXAS STATE UNIV CURRENT FUND | | |
| 757 WEST TEXAS STATE UNIVERSITY | 39,662.29 | .00 |
| CODE TOTAL | 95,007.15 | .00 |
| 065 HWY DEPT CONSTR IMPROVE | | |
| 006 STATE HIGHWAY FUND | | |
| 601 HIGHWAY DEPARTMENT | 454,076,783.71 | 376,159.42 |
| 066 LAND PURCHASED | | |
| 001 GENERAL REVENUE FUND | | |
| 802 PARKS AND WILD LIFE DEPARTMENT | 3,900.00 | .00 |
| 816 ADMIRAL NIMITZ MUSEUM | 20,000.00 | .00 |
| FUND TOTAL | 23,900.00 | .00 |
| 007 STATE BUILDING FUND | | |
| 309 BUILDING COMMISSION | 85,000.00 | .00 |
| 011 AVAILABLE UNIVERSITY FUND | | |
| 721 UNIVERSITY OF TEXAS AT AUSTIN | 62,965.00 | .00 |
| 064 STATE PARKS FUND | | |
| 802 PARKS AND WILD LIFE DEPARTMENT | 250.00 | .00 |
| 223 FEDERAL LAND AND WATER CONSERVATION FUND | | |
| 802 PARKS AND WILD LIFE DEPARTMENT | 7,606.81 | .00 |
| 272 BOARD OF CORRECTIONS MINERAL FUND | | |
| 696 DEPARTMENT OF CORRECTIONS | 22,799.33 | .00 |
| 408 TEXAS PARK DEVELOPMENT FUND | | |
| 802 PARKS AND WILD LIFE DEPARTMENT | 202,504.56 | .00 |
| CODE TOTAL | 405,025.70 | .00 |
| 067 LAND IMPROVEMENTS | | |
| 001 GENERAL REVENUE FUND | | |
| 401 ADJUTANT GENERAL | 8,594.05 | .00 |
| 406 NATIONAL GUARD ARMORY BOARD | 16,850.00 | .00 |
| 556 AGRICULTURAL EXPERIMENT STATION | 2,231.90 | .00 |
| 557 VETERINARY MEDICAL DIAGNOSTIC LABORATORY | 728.75 | .00 |
| 580 WATER DEVELOPMENT BOARD | 172.00 | .00 |
| 655 MENTAL HEALTH & MENTAL RETARDATION | 888.10 | .00 |
| 656 VERNON GERIATRIC CENTER | 5,272.23 | .00 |
| 657 AMARILLO CTR FOR HUMAN DEVELOPMENT | 1,248.45 | .00 |

| | GROSS DISBURSEMENTS YEAR TO DATE | REFUND DISBURSEMENTS YEAR TO DATE |
|--|--|---|
| 067 LAND IMPROVEMENTS | | |
| 001 GENERAL REVENUE FUND | | |
| 660 DENTON STATE SCHOOL | 10,797.90 | .00 |
| 663 COMMISSION FOR INDIAN AFFAIRS | 6,001.48 | .00 |
| 671 SAN ANGELO CENTER MHRM | 223.44 | .00 |
| 672 MEXIA STATE SCHOOL | 594.00 | .00 |
| 675 TRAVIS STATE SCHOOL | 89.85 | .00 |
| 677 AUSTIN STATE HOSPITAL | 87.80 | .00 |
| 678 AUSTIN STATE SCHOOL | 1,156.00 | .00 |
| 692 GAINESVILLE STATE SCHOOL FOR GIRLS | 1,633.00 | .00 |
| 721 UNIVERSITY OF TEXAS AT AUSTIN | 900.00 | .00 |
| 722 U OF T MEDICAL SCHOOL AT SAN ANTONIO | 62,920.81 | .00 |
| 732 A & I UNIVERSITY | 360.00 | .00 |
| 733 TEXAS TECHNOLOGICAL UNIV | 7,194.48 | .00 |
| 751 EAST TEXAS STATE UNIV | 31,299.17 | .00 |
| 753 SAM HOUSTON STATE UNIV | 2,046.52 | .00 |
| 756 SUL ROSS STATE UNIV | 1,919.41 | .00 |
| 802 PARKS AND WILD LIFE DEPARTMENT | 290,034.55 | .00 |
| 808 HISTORICAL SURVEY COMMITTEE | 3,153.60 | .00 |
| 816 ADMIRAL NIMITZ MUSEUM | 3,000.00 | .00 |
| FUND TOTAL | 459,397.49 | .00 |
| 007 STATE BUILDING FUND | | |
| 309 BUILDING COMMISSION | 6,855.00 | .00 |
| 009 SPECIAL GAME & FISH FUND | | |
| 802 PARKS AND WILD LIFE DEPARTMENT | 1,418,847.12 | .00 |
| 011 AVAILABLE UNIVERSITY FUND | | |
| 721 UNIVERSITY OF TEXAS AT AUSTIN | 27,113.00 | .00 |
| 047 A & M UNIV AVAILABLE FUND | | |
| 711 A & M UNIVERSITY MAIN UNIVERSITY | 454.76 | .00 |
| 058 FEED CONTROL FUND | | |
| 556 AGRICULTURAL EXPERIMENT STATION | 4,652.40 | .00 |
| 059 SPECIAL BOAT FUND | | |
| 802 PARKS AND WILD LIFE DEPARTMENT | 83,198.44 | .00 |
| 064 STATE PARKS FUND | | |
| 802 PARKS AND WILD LIFE DEPARTMENT | 13,821.64 | .00 |
| 223 FEDERAL LAND AND WATER CONSERVATION FUND | | |
| 802 PARKS AND WILD LIFE DEPARTMENT | 272,168.89 | .00 |
| 225 UNIVERSITY OF HOUSTON CURRENT FUND | | |
| 730 UNIVERSITY OF HOUSTON | 18,854.00 | .00 |
| 254 A & I UNIV CURRENT FUND | | |
| 732 A & I UNIVERSITY | 5,543.80 | .00 |
| 255 TEXAS TECHNOLOGICAL UNIV CURRENT FUND | | |
| 733 TEXAS TECHNOLOGICAL UNIV | 6,563.20 | .00 |
| 256 LAMAR UNIVERSITY CURRENT FUND | | |
| 734 LAMAR UNIVERSITY | 463.60 | .00 |
| 258 NORTH TEXAS STATE UNIV CURRENT FUND | | |
| 752 NORTH TEXAS STATE UNIVERSITY | 899.95 | .00 |
| 259 SAM HOUSTON UNIV CURRENT FUND | | |
| 753 SAM HOUSTON STATE UNIV | 700.00 | .00 |
| 262 SUL ROSS UNIV CURRENT FUND | | |
| 756 SUL ROSS STATE UNIV | 2,057.22 | .00 |

| | GROSS DISBURSEMENTS YEAR TO DATE | REFUND DISBURSEMENTS YEAR TO DATE |
|--|--|---|
| 263 WEST TEXAS STATE UNIV CURRENT FUND | | |
| 757 WEST TEXAS STATE UNIVERSITY | 10,620.27 | .00 |
| 274 MOTOR VEHICLE INSPECTION FUND | | |
| 405 DEPARTMENT OF PUBLIC SAFETY | 192.00 | .00 |
| 408 TEXAS PARK DEVELOPMENT FUND | | |
| 802 PARKS AND WILD LIFE DEPARTMENT | 780.54 | .00 |
| CODE TOTAL | 2,333,183.32 | .00 |
| 068 BLDG PURCHASED CONST & REMODELED | | |
| 001 GENERAL REVENUE FUND | | |
| 101 SENATE | 31,513.11 | .00 |
| 102 HOUSE OF REPRESENTATIVES | 13,794.75 | .00 |
| 103 LEGISLATIVE COUNCIL | 1,720.00 | .00 |
| 303 BOARD OF CONTROL | 50,178.17 | .00 |
| 318 COMMISSION FOR THE BLIND | 628,812.72 | .00 |
| 401 ADJUTANT GENERAL | 2,061.00 | .00 |
| 406 NATIONAL GUARD ARMORY BOARD | 56,117.20 | .00 |
| 501 DEPARTMENT OF HEALTH | 210,633.88 | .00 |
| 556 AGRICULTURAL EXPERIMENT STATION | 12,112.02 | .00 |
| 557 VETERINARY MEDICAL DIAGNOSTIC LABORATORY | 2,387.10 | .00 |
| 651 CORSICANA STATE HOME | 2,100.00 | .00 |
| 652 WACO STATE HOME | 20,393.60 | .00 |
| 655 MENTAL HEALTH & MENTAL RETARDATION | 6,031,943.93 | .00 |
| 657 AMARILLO CTR FOR HUMAN DEVELOPMENT | 30,210.27 | .00 |
| 658 BEAUMONT CTR FOR HUMAN DEVELOPMENT | 439.00 | .00 |
| 660 DENTON STATE SCHOOL | 19,485.82 | .00 |
| 663 COMMISSION FOR INDIAN AFFAIRS | 186,560.64 | .00 |
| 666 EAST TEXAS STATE CHEST HOSPITAL | 8,286.10 | .00 |
| 668 RICHMOND STATE SCHOOL | 1,906.70 | .00 |
| 669 LUFKIN STATE SCHOOL | 14,543.44 | .00 |
| 671 SAN ANGELO CENTER MMR | 3,725.11 | .00 |
| 672 MEXIA STATE SCHOOL | 28,413.94 | .00 |
| 673 SAN ANTONIO STATE CHEST HOSPITAL | 6,115.52 | .00 |
| 677 AUSTIN STATE HOSPITAL | 5,928.77 | .00 |
| 678 AUSTIN STATE SCHOOL | 18,738.61 | .00 |
| 679 RUSK STATE HOSPITAL | 1,863.54 | .00 |
| 681 SAN ANTONIO STATE HOSPITAL | 7,828.10 | .00 |
| 682 TERRELL STATE HOSPITAL | 1,967.05 | .00 |
| 683 WICHITA FALLS STATE HOSPITAL | 686.40 | .00 |
| 684 HARLINGEN STATE CHEST SANATORIUM | 891.80 | .00 |
| 685 RESEARCH INSTITUTE OF MENTAL SCIENCES. | 103.93 | .00 |
| 691 GATESVILLE STATE SCHOOL FOR BOYS | 4,984.23 | .00 |
| 692 GAINESVILLE STATE SCHOOL FOR GIRLS | 10,890.69 | .00 |
| 693 CROCKETT STATE SCHOOL FOR GIRLS | 4,940.41 | .00 |
| 694 YOUTH COUNCIL | 5,563,436.91 | .00 |
| 696 DEPARTMENT OF CORRECTIONS | 1,295,258.53 | 442.73 |
| 701 TEXAS EDUCATION AGENCY | 962,666.21 | .00 |
| 711 A & M UNIVERSITY MAIN UNIVERSITY | 47,893.48 | .00 |
| 713 TARLETON COLLEGE | 274,070.29 | .00 |
| 715 PRAIRIE VIEW A & M COLLEGE | 473,338.63 | .00 |

| | GROSS DISBURSEMENTS YEAR TO DATE | REFUND DISBURSEMENTS YEAR TO DATE |
|--|--|---|
| 068 BLDG PURCHASED CONST & REMODELED | | |
| 001 GENERAL REVENUE FUND | | |
| 716 ENGINEERING EXTENSION SERVICE | 15,600.00 | .00 |
| 721 UNIVERSITY OF TEXAS AT AUSTIN | 459,423.29 | .00 |
| 722 U OF T MEDICAL SCHOOL AT SAN ANTONIO | 193,937.71 | .00 |
| 724 U OF T AT EL PASO | 589,150.83 | .00 |
| 728 U OF T DENTAL SCHOOL AT HOUSTON | 8,174.87 | .00 |
| 729 TEXAS SOUTHWESTERN MEDICAL SCHOOL | 37,877.00 | .00 |
| 732 A & I UNIVERSITY | 719.00 | .00 |
| 733 TEXAS TECHNOLOGICAL UNIV | 133,392.40 | .00 |
| 734 LAMAR UNIVERSITY | 417,847.35 | .00 |
| 735 MIDWESTERN UNIVERSITY | 28,896.81 | .00 |
| 737 ANGELO STATE UNIV | 45,247.07 | .00 |
| 739 TEXAS TECH UNIVER SCHOOL OF MEDICINE | 613,877.23 | .00 |
| 740 UT DENTAL BR AT SAN ANTONIO | 173,730.50 | .00 |
| 751 EAST TEXAS STATE UNIV | 735,171.48 | .00 |
| 752 NORTH TEXAS STATE UNIVERSITY | 220.00 | .00 |
| 753 SAM HOUSTON STATE UNIV | 304,674.96 | .00 |
| 754 SOUTHWEST TEXAS STATE UNIV | 129,809.87 | .00 |
| 755 S F AUSTIN STATE UNIV | 179,375.75 | .00 |
| 756 SUL ROSS STATE UNIV | 202,501.52 | .00 |
| 757 WEST TEXAS STATE UNIVERSITY | 60,387.92 | .00 |
| 802 PARKS AND WILD LIFE DEPARTMENT | 201,719.23 | .00 |
| 808 HISTORICAL SURVEY COMMITTEE | 37,949.27 | .00 |
| 816 ADMIRAL NIMITZ MUSEUM | 13,302.30 | .00 |
| FUND TOTAL | 20,621,927.96 | 442.73 |
| 006 STATE HIGHWAY FUND | | |
| 405 DEPARTMENT OF PUBLIC SAFETY | 104,113.68 | .00 |
| 007 STATE BUILDING FUND | | |
| 309 BUILDING COMMISSION | 3,609,449.44 | .00 |
| 655 MENTAL HEALTH & MENTAL RETARDATION | 1,819.27 | .00 |
| FUND TOTAL | 3,611,268.71 | .00 |
| 009 SPECIAL GAME & FISH FUND | | |
| 802 PARKS AND WILD LIFE DEPARTMENT | 20,873.50 | .00 |
| 011 AVAILABLE UNIVERSITY FUND | | |
| 721 UNIVERSITY OF TEXAS AT AUSTIN | 413,174.93 | .00 |
| 026 UNEMPLOYMENT COMPENSATION ADMIN FUND | | |
| 322 EMPLOYMENT COMMISSION | 282,484.80 | .00 |
| 036 INSURANCE COMMISSION OPERATING FUND | | |
| 454 BOARD OF INSURANCE | 2,966.40 | .00 |
| 047 A & M UNIV AVAILABLE FUND | | |
| 711 A & M UNIVERSITY MAIN UNIVERSITY | 6,947,667.19 | 125,469.33 |
| 062 COMPTROLLERS OPERATING FUND | | |
| 304 COMPTROLLER OF PUBLIC ACCOUNTS | 536.38 | .00 |
| 064 STATE PARKS FUND | | |
| 802 PARKS AND WILD LIFE DEPARTMENT | 79,870.72 | .00 |
| 099 OPERATORS & CHAUFFEURS FUND | | |
| 405 DEPARTMENT OF PUBLIC SAFETY | 80,343.86 | .00 |
| 141 FEDERAL ADULT BLIND FUND | | |
| 318 COMMISSION FOR THE BLIND | 631,647.86 | .00 |
| 150 AIRCRAFT FUEL TAX FUND | | |
| 461 AERONAUTIC COMMISSION | 642.00 | .00 |

| | GROSS DISBURSEMENTS YEAR TO DATE | REFUND DISBURSEMENTS YEAR TO DATE |
|--|--|---|
| 154 TEXAS A & I SPECIAL MINERAL FUND | | |
| 732 A & I UNIVERSITY | 1,300.00 | .00 |
| 156 INDUSTRIAL REVOLVING FUND | | |
| 696 DEPARTMENT OF CORRECTIONS | 263,080.59 | .00 |
| 165 UNEMPLOYMENT COMPENSATION ADMIN FUND | | |
| 322 EMPLOYMENT COMMISSION | 1,370,864.11 | .00 |
| 166 WELFARE ADMINISTRATION OPERATING FUND | | |
| 324 DEPARTMENT OF PUBLIC WELFARE | 1,308.57 | .00 |
| 195 UT AT ARLINGTON BUILDING FUND | | |
| 714 U OF T AT ARLINGTON | 309.32 | .00 |
| 196 TEXAS WOMANS UNIVERSITY BUILDING FUND | | |
| 731 TEXAS WOMANS UNIVERSITY | 585.99 | .00 |
| 197 A & I UNIVERSITY BUILDING FUND | | |
| 732 A & I UNIVERSITY | 233.43 | .00 |
| 199 TEXAS TECH UNIV BLDG FUND | | |
| 733 TEXAS TECHNOLOGICAL UNIV | 815.37 | .00 |
| 200 EAST TEXAS UNIV BUILDING FUND | | |
| 751 EAST TEXAS STATE UNIV | 1,618.32 | .00 |
| 201 NORTH TEXAS STATE UNIVERSITY BUILDING FUND | | |
| 752 NORTH TEXAS STATE UNIVERSITY | 615.63 | .00 |
| 203 SOUTHWEST TEXAS UNIV BUILDING FUND | | |
| 754 SOUTHWEST TEXAS STATE UNIV | 331.31 | .00 |
| 206 WEST TEXAS STATE UNIVERSITY BUILDING FUND | | |
| 757 WEST TEXAS STATE UNIVERSITY | 268.74 | .00 |
| 207 PRAIRIE VIEW A & M COLLEGE BUILDING FUND | | |
| 715 PRAIRIE VIEW A & M COLLEGE | 258.21 | .00 |
| 222 DEPT PUBLIC SAFETY FEDERAL FUND | | |
| 405 DEPARTMENT OF PUBLIC SAFETY | 288,861.04 | .00 |
| 223 FEDERAL LAND AND WATER CONSERVATION FUND | | |
| 802 PARKS AND WILD LIFE DEPARTMENT | 163,195.71 | .00 |
| 225 UNIVERSITY OF HOUSTON CURRENT FUND | | |
| 730 UNIVERSITY OF HOUSTON | 12,444.00 | .00 |
| 226 PAN AMERICAN UNIV CURRENT FUND | | |
| 736 PAN AMERICAN UNIVERSITY | 5,353.05 | .00 |
| 227 ANGELO STATE UNIV CURRENT FUND | | |
| 737 ANGELO STATE UNIV | 39,818.02 | .00 |
| 237 TEXAS STATE TECHNICAL INSTITUTE FUND | | |
| 719 TEXAS STATE TECHNICAL INSTITUTE | 46,019.89 | .00 |
| 240 A & M EXPERIMENT STATION CURRENT FUND | | |
| 556 AGRICULTURAL EXPERIMENT STATION | 44,257.45 | .00 |
| 242 A & M UNIV CURRENT FUND | | |
| 711 A & M UNIVERSITY MAIN UNIVERSITY | 57,255.38 | .00 |
| 243 TARLETON COLLEGE CURRENT FUND | | |
| 713 TARLETON COLLEGE | 33,795.60 | .00 |
| 244 UT AT ARLINGTON CURRENT FUND | | |
| 714 U OF T AT ARLINGTON | 114,749.54 | .00 |
| 245 PRAIRIE VIEW A & M COLLEGE CURRENT FUND | | |
| 715 PRAIRIE VIEW A & M COLLEGE | 18,241.99 | .00 |
| 247 TEXAS SOUTHERN UNIVERSITY CURRENT FUND | | |
| 717 SOUTHERN UNIVERSITY | 17,865.90 | .00 |
| 248 UNIV OF TEXAS AT AUSTIN CURRENT FUND | | |
| 721 UNIVERSITY OF TEXAS AT AUSTIN | 18,756.77 | .00 |

| | GROSS DISBURSEMENTS YEAR TO DATE | REFUND DISBURSEMENTS YEAR TO DATE |
|---|--|---|
| 250 UT AT EL PASO CURRENT FUND | | |
| 724 U OF T AT EL PASO | 14,049.32 | .00 |
| 254 A & I UNIV. CURRENT FUND | | |
| 732 A & I UNIVERSITY | 2,253.60 | .00 |
| 255 TEXAS TECHNOLOGICAL UNIV CURRENT FUND | | |
| 733 TEXAS TECHNOLOGICAL UNIV | 39,297.36 | .00 |
| 256 LAMAR UNIVERSITY CURRENT FUND | | |
| 734 LAMAR UNIVERSITY | 302,270.38 | .00 |
| 257 EAST TEXAS STATE UNIV CURRENT FUND | | |
| 751 EAST TEXAS STATE UNIV | 23,868.00 | .00 |
| 258 NORTH TEXAS STATE UNIV CURRENT FUND | | |
| 752 NORTH TEXAS STATE UNIVERSITY | 93,588.46 | .00 |
| 259 SAM HOUSTON UNIV CURRENT FUND | | |
| 753 SAM HOUSTON STATE UNIV | 186,079.99 | .00 |
| 260 SOUTHWEST TEXAS UNIV CURRENT FUND | | |
| 754 SOUTHWEST TEXAS STATE UNIV | 289,768.26 | .00 |
| 261 STEPHEN F AUSTIN UNIV CURRENT FUND | | |
| 755 S F AUSTIN STATE UNIV | 55,835.80 | .00 |
| 262 SUL ROSS UNIV CURRENT FUND | | |
| 756 SUL ROSS STATE UNIV | 73,746.95 | .00 |
| 263 WEST TEXAS STATE UNIV CURRENT FUND | | |
| 757 WEST TEXAS STATE UNIVERSITY | 1,970.13 | .00 |
| 264 MIDWESTERN UNIVERSITY CURRENT FUND | | |
| 735 MIDWESTERN UNIVERSITY | 28,273.33 | .00 |
| 272 BOARD OF CORRECTIONS MINERAL FUND | | |
| 696 DEPARTMENT OF CORRECTIONS | 242,371.43 | .00 |
| 273 FEDERAL HEALTH FUND | | |
| 501 DEPARTMENT OF HEALTH | 4,008.95 | .00 |
| 274 MOTOR VEHICLE INSPECTION FUND | | |
| 405 DEPARTMENT OF PUBLIC SAFETY | 40,609.77 | .00 |
| 306 TEX WOMANS UNIV ALLOC FUND 1958-67 | | |
| 731 TEXAS WOMANS UNIVERSITY | 6,150.58 | .00 |
| 309 A & I UNIV ALLOCATION FUND 1958-67 | | |
| 732 A & I UNIVERSITY | 1,609.83 | .00 |
| 312 TEXAS TECH UNIV ALLOC FUND 1958-67 | | |
| 733 TEXAS TECHNOLOGICAL UNIV | 5,214.95 | .00 |
| 320 NORTH TEX STATE UNIV ALLOC FUND 1958-67 | | |
| 752 NORTH TEXAS STATE UNIVERSITY | 21,027.76 | .00 |
| 323 EAST TEX STATE UNIV ALLOC FUND 1958-67 | | |
| 751 EAST TEXAS STATE UNIV | 8,014.04 | .00 |
| 325 SOUTHWEST STATE UNIV ALLOC FUND 1958-67 | | |
| 754 SOUTHWEST TEXAS STATE UNIV | 1,393.59 | .00 |
| 328 WEST TEX STATE UNIV ALLOC FUND 1958-67 | | |
| 757 WEST TEXAS STATE UNIVERSITY | 1,367.24 | .00 |
| CODE TOTAL | 36,742,491.64 | 125,912.06 |
| 071 PURCHASE OF STATE BONDS | | |
| 276 VET LAND FUND DIVISION B | | |
| 328 VETERANS LAND BOARD | 619,000.00 | .00 |
| 375 VET LAND FUND DIVISION C | | |
| 328 VETERANS LAND BOARD | 1,067,000.00 | .00 |

| | GROSS DISBURSEMENTS YEAR TO DATE | REFUND DISBURSEMENTS YEAR TO DATE |
|---|--|---|
| CODE TOTAL | 1,686,000.00 | .00 |
| 072 PURCHASE OF U S GOVERNMENT SECURITIES | | |
| 007 STATE BUILDING FUND | | |
| 309 BUILDING COMMISSION | 2,700,000.00 | .00 |
| 045 PERMANENT UNIVERSITY FUND | | |
| 721 UNIVERSITY OF TEXAS AT AUSTIN | 44,385,000.00 | .00 |
| 095 A & M UNIV MINERAL INVESTMENT FUND | | |
| 710 A & M UNIV SYSTEM ADMINISTRATION | 230,000.00 | .00 |
| 096 A & M UNIV MINERAL INCOME FUND | | |
| 710 A & M UNIV SYSTEM ADMINISTRATION | 85,000.00 | .00 |
| 190 VETERANS LAND FUND DIVISION A | | |
| 328 VETERANS LAND BOARD | 1,100,000.00 | .00 |
| 276 VET LAND FUND DIVISION B | | |
| 328 VETERANS LAND BOARD | 13,507,000.00 | .00 |
| 278 VETERANS BOND FUND DIV A RES SER 1949 | | |
| 328 VETERANS LAND BOARD | 100,000.00 | .00 |
| 279 VETERANS BOND FUND DIV A RES SER 1950 | | |
| 328 VETERANS LAND BOARD | 200,000.00 | .00 |
| 280 VETERANS BOND FUND DIV A RES SER 1950 A | | |
| 328 VETERANS LAND BOARD | 800,000.00 | .00 |
| 281 VET BD FUND DIV B RES SER 1951 | | |
| 328 VETERANS LAND BOARD | 200,000.00 | .00 |
| 282 VET BD FUND DIV B RES SER 1952 | | |
| 328 VETERANS LAND BOARD | 100,000.00 | .00 |
| 283 VET BD FUND DIV B RES SER 1953 | | |
| 328 VETERANS LAND BOARD | 100,000.00 | .00 |
| 284 VET BD FUND DIV B RES SER 1953A | | |
| 328 VETERANS LAND BOARD | 111,000.00 | .00 |
| 288 VET BD FUND DIV B RES SER 1954 | | |
| 328 VETERANS LAND BOARD | 300,500.00 | .00 |
| 292 VET BD FUND DIV B RES SER 1954A | | |
| 328 VETERANS LAND BOARD | 100,000.00 | .00 |
| 351 WATER DEVELOPMENT FUND | | |
| 580 WATER DEVELOPMENT BOARD | 25,915,000.00 | .00 |
| 352 WATER DEV BD INT & SINKING FUND | | |
| 580 WATER DEVELOPMENT BOARD | 16,225,000.00 | .00 |
| 375 VET LAND FUND DIVISION C | | |
| 328 VETERANS LAND BOARD | 11,340,000.00 | .00 |
| 387 TEXAS OPPORTUNITY PLAN FUND | | |
| 781 COORDINATING BOARD COLLEGE & UNIV SYSTEM | 39,840,000.00 | .00 |
| 388 COLLEGE STUDENT LOANS BONDS INT & SINK FUND | | |
| 781 COORDINATING BOARD COLLEGE & UNIV SYSTEM | 12,342,000.00 | .00 |
| 408 TEXAS PARK DEVELOPMENT FUND | | |
| 802 PARKS AND WILD LIFE DEPARTMENT | 7,220,000.00 | .00 |
| 409 PARK DEVELOPMENT BONDS INT SINKING FUND | | |
| 802 PARKS AND WILD LIFE DEPARTMENT | 3,345,000.00 | .00 |
| 410 VETERANS LAND FUND DIV D SERIES 1968 | | |
| 328 VETERANS LAND BOARD | 2,370,000.00 | .00 |
| 411 VETERANS BOND FUND DIV D RES SERIES 1968 | | |
| 328 VETERANS LAND BOARD | 360,000.00 | .00 |

| | GROSS DISBURSEMENTS YEAR TO DATE | REFUND DISBURSEMENTS YEAR TO DATE |
|---|--|---|
| 413 VETERANS LAND FUND DIV D SERIES 1968A | | |
| 328 VETERANS LAND BOARD | 1,600,000.00 | .00 |
| 415 VETERANS LAND BOND DIV D SER 1971 | | |
| 328 VETERANS LAND BOARD | 28,450,000.00 | .00 |
| 416 VET LAND BOND DIV D RES SER 1971 | | |
| 328 VETERANS LAND BOARD | 200,000.00 | .00 |
| 417 VETERANS LAND BOND DIV D SER 1971A | | |
| 328 VETERANS LAND BOARD | 21,400,000.00 | .00 |
| 418 VET LAND BOND DIV D RES SER 1971A | | |
| 328 VETERANS LAND BOARD | 100,000.00 | .00 |
| CODE TOTAL | 234,725,500.00 | .00 |
| 074 PUR OF NOTES & OTHER EVIDENCES OF INDEBT | | |
| 045 PERMANENT UNIVERSITY FUND | | |
| 721 UNIVERSITY OF TEXAS AT AUSTIN | 6,927,449.79 | .00 |
| 095 A & M UNIV MINERAL INVESTMENT FUND | | |
| 710 A & M UNIV SYSTEM ADMINISTRATION | 223,975.00- | .00 |
| 096 A & M UNIV MINERAL INCOME FUND | | |
| 710 A & M UNIV SYSTEM ADMINISTRATION | 54,460.00- | .00 |
| CODE TOTAL | 6,649,014.79 | .00 |
| 075 PURCHASE OF CORPORATE BONDS | | |
| 044 PERMANENT SCHOOL FUND | | |
| 701 TEXAS EDUCATION AGENCY | 31,740,000.00 | .00 |
| 045 PERMANENT UNIVERSITY FUND | | |
| 721 UNIVERSITY OF TEXAS AT AUSTIN | 210,024,000.00 | .00 |
| CODE TOTAL | 241,764,000.00 | .00 |
| 076 PURCHASE OF CORPORATE STOCK | | |
| 044 PERMANENT SCHOOL FUND | | |
| 701 TEXAS EDUCATION AGENCY | 38,878,185.21 | .00 |
| 045 PERMANENT UNIVERSITY FUND | | |
| 721 UNIVERSITY OF TEXAS AT AUSTIN | 52,678,395.91 | .00 |
| CODE TOTAL | 91,556,581.12 | .00 |
| 077 LOANS TO POLITICAL SUB-DIVISIONS | | |
| 351 WATER DEVELOPMENT FUND | | |
| 580 WATER DEVELOPMENT BOARD | 1,880,000.00 | .00 |
| 078 PETTY CASH ADVANCES | | |
| 001 GENERAL REVENUE FUND | | |
| 307 SECRETARY OF STATE | 100.00 | .00 |
| 659 RIO GRANDE STATE CENTER MHRM | .00 | 100.00 |
| 673 SAN ANTONIO STATE CHEST HOSPITAL | 100.00 | .00 |
| 681 SAN ANTONIO STATE HOSPITAL | 200.00 | .00 |
| 687 LUBBOCK STATE SCHOOL | 500.00 | .00 |
| 906 AMERICAN BICENTENNIAL REVOLUTION COMMISSION | 30.00 | .00 |

| | GROSS DISBURSEMENTS YEAR TO DATE | REFUND DISBURSEMENTS YEAR TO DATE |
|---|--|---|
| FUND TOTAL | 930.00 | 100.00 |
| 079 PURCHASE OF WATER RIGHTS | | |
| 355 STORAGE FACILITIES OPERATION AND MAINT FUND | | |
| 580 WATER DEVELOPMENT BOARD | 2,404,730.93 | .00 |
| 080 ACCRUED INTEREST ON INVESTMENTS | | |
| 002 AVAILABLE SCHOOL FUND | | |
| 701 TEXAS EDUCATION AGENCY | 140,346.36 | .00 |
| 011 AVAILABLE UNIVERSITY FUND | | |
| 721 UNIVERSITY OF TEXAS AT AUSTIN | 1,739,109.32 | .00 |
| 096 A & M UNIV MINERAL INCOME FUND | | |
| 710 A & M UNIV SYSTEM ADMINISTRATION | 86.11 | .00 |
| 190 VETERANS LAND FUND DIVISION A | | |
| 328 VETERANS LAND BOARD | 464.09 | .00 |
| 276 VET LAND FUND DIVISION B | | |
| 328 VETERANS LAND BOARD | 99,002.49 | .00 |
| 278 VETERANS BOND FUND DIV A RES SER 1949 | | |
| 328 VETERANS LAND BOARD | 57.74 | .00 |
| 279 VETERANS BOND FUND DIV A RES SER 1950 | | |
| 328 VETERANS LAND BOARD | 105.30 | .00 |
| 280 VETERANS BOND FUND DIV A RES SER 1950 A | | |
| 328 VETERANS LAND BOARD | 421.20 | .00 |
| 281 VET BD FUND DIV B RES SER 1951 | | |
| 328 VETERANS LAND BOARD | 1,826.09 | .00 |
| 282 VET BD FUND DIV B RES SER 1952 | | |
| 328 VETERANS LAND BOARD | 913.04 | .00 |
| 283 VET BD FUND DIV B RES SER 1953 | | |
| 328 VETERANS LAND BOARD | 913.04 | .00 |
| 284 VET BD FUND DIV B RES SER 1953A | | |
| 328 VETERANS LAND BOARD | 1,013.48 | .00 |
| 288 VET BD FUND DIV B RES SER 1954 | | |
| 328 VETERANS LAND BOARD | 1,445.46 | .00 |
| 292 VET BD FUND DIV B RES SER 1954A | | |
| 328 VETERANS LAND BOARD | 913.04 | .00 |
| 351 WATER DEVELOPMENT FUND | | |
| 580 WATER DEVELOPMENT BOARD | 144,974.28 | .00 |
| 375 VET LAND FUND DIVISION C | | |
| 328 VETERANS LAND BOARD | 65,431.03 | .00 |
| 387 TEXAS OPPORTUNITY PLAN FUND | | |
| 781 COORDINATING BOARD COLLEGE & UNIV SYSTEM | 556,636.13 | .00 |
| 388 COLLEGE STUDENT LOANS BONDS INT & SINK FUND | | |
| 781 COORDINATING BOARD COLLEGE & UNIV SYSTEM | 144,195.91 | .00 |
| 410 VETERANS LAND FUND DIV D SERIES 1968 | | |
| 328 VETERANS LAND BOARD | 5,985.21 | .00 |
| 411 VETERANS BOND FUND DIV D RES SERIES 1968 | | |
| 328 VETERANS LAND BOARD | 3,757.76 | .00 |
| 413 VETERANS LAND FUND DIV D SERIES 1968A | | |
| 328 VETERANS LAND BOARD | 7,438.95 | .00 |
| 416 VET LAND BOND DIV D RES SER 1971 | | |
| 328 VETERANS LAND BOARD | 1,103.63 | .00 |

GROSS
DISBURSEMENTS
YEAR TO DATE

REFUND
DISBURSEMENTS
YEAR TO DATE

| | | |
|---|--------------|-----|
| 417 VETERANS LAND BOND DIV D SER 1971A | | |
| 328 VETERANS LAND BOARD | 119,571.99 | .00 |
| 418 VET LAND BOND DIV D RES SER 1971A | | |
| 328 VETERANS LAND BOARD | 1,502.76 | .00 |
| CODE TOTAL | 3,037,214.41 | .00 |
| 083 DISCOUNTS ON INVESTMENTS | | |
| 007 STATE BUILDING FUND | | |
| 309 BUILDING COMMISSION | 58,458.94 | .00 |
| 044 PERMANENT SCHOOL FUND | | |
| 701 TEXAS EDUCATION AGENCY | 905,519.49 | .00 |
| 045 PERMANENT UNIVERSITY FUND | | |
| 721 UNIVERSITY OF TEXAS AT AUSTIN | 536,649.92 | .00 |
| 190 VETERANS LAND FUND DIVISION A | | |
| 328 VETERANS LAND BOARD | 59,180.07 | .00 |
| 276 VET LAND FUND DIVISION B | | |
| 328 VETERANS LAND BOARD | 105,365.61- | .00 |
| 278 VETERANS BOND FUND DIV A RES SER 1949 | | |
| 328 VETERANS LAND BOARD | 5,000.00- | .00 |
| 279 VETERANS BOND FUND DIV A RES SER 1950 | | |
| 328 VETERANS LAND BOARD | 13,562.50- | .00 |
| 280 VETERANS BOND FUND DIV A RES SER 1950 A | | |
| 328 VETERANS LAND BOARD | 54,250.00- | .00 |
| 281 VET BD FUND DIV B RES SER 1951 | | |
| 328 VETERANS LAND BOARD | 32,087.12- | .00 |
| 282 VET BD FUND DIV B RES SER 1952 | | |
| 328 VETERANS LAND BOARD | 14,151.75- | .00 |
| 283 VET BD FUND DIV B RES SER 1953 | | |
| 328 VETERANS LAND BOARD | 9,125.47- | .00 |
| 284 VET BD FUND DIV B RES SER 1953A | | |
| 328 VETERANS LAND BOARD | 15,915.12- | .00 |
| 288 VET BD FUND DIV B RES SER 1954 | | |
| 328 VETERANS LAND BOARD | 44,804.33- | .00 |
| 292 VET BD FUND DIV B RES SER 1954A | | |
| 328 VETERANS LAND BOARD | 17,882.93- | .00 |
| 351 WATER DEVELOPMENT FUND | | |
| 580 WATER DEVELOPMENT BOARD | 92,425.09- | .00 |
| 352 WATER DEV BD INT & SINKING FUND | | |
| 580 WATER DEVELOPMENT BOARD | 93,443.26- | .00 |
| 375 VET LAND FUND DIVISION C | | |
| 328 VETERANS LAND BOARD | 349,724.94- | .00 |
| 376 VET BD FUND DIV C RES SER 1957 | | |
| 328 VETERANS LAND BOARD | 10,052.56 | .00 |
| 378 VET BD FUND DIV C RES SER 1958 | | |
| 328 VETERANS LAND BOARD | 26,511.60 | .00 |
| 382 VET BD FD DIV C RES SER 1961 | | |
| 328 VETERANS LAND BOARD | 39,486.13 | .00 |
| 384 VET BD FD DIV C RES SER 1961A | | |
| 328 VETERANS LAND BOARD | 78,584.56 | .00 |
| 386 VET BD FD DIV C RES SER 1961B | | |
| 328 VETERANS LAND BOARD | 134,520.23 | .00 |

| | GROSS DISBURSEMENTS YEAR TO DATE | REFUND DISBURSEMENTS YEAR TO DATE |
|---|--|---|
| 387 TEXAS OPPORTUNITY PLAN FUND | | |
| 781 COORDINATING BOARD COLLEGE & UNIV SYSTEM | 88,631.58- | .00 |
| 388 COLLEGE STUDENT LOANS BONDS INT & SINK FUND | | |
| 781 COORDINATING BOARD COLLEGE & UNIV SYSTEM | 17,167.80- | .00 |
| 408 TEXAS PARK DEVELOPMENT FUND | | |
| 802 PARKS AND WILD LIFE DEPARTMENT | 16,357.32 | .00 |
| 409 PARK DEVELOPMENT BONDS INT SINKING FUND | | |
| 802 PARKS AND WILD LIFE DEPARTMENT | 17,023.38- | .00 |
| 410 VETERANS LAND FUND DIV D SERIES 1968 | | |
| 328 VETERANS LAND BOARD | 1,585.40- | .00 |
| 411 VETERANS BOND FUND DIV D RES SERIES 1968 | | |
| 328 VETERANS LAND BOARD | 55,827.41- | .00 |
| 413 VETERANS LAND FUND DIV D SERIES 1968A | | |
| 328 VETERANS LAND BOARD | 1,050.00- | .00 |
| 414 VETERANS BOND FUND DIV D RES SERIES 1968A | | |
| 328 VETERANS LAND BOARD | 30,546.87- | .00 |
| 415 VETERANS LAND BOND DIV D SER 1971 | | |
| 328 VETERANS LAND BOARD | 410,478.93- | .00 |
| 416 VET LAND BOND DIV D RES SER 1971 | | |
| 328 VETERANS LAND BOARD | 22,757.82- | .00 |
| 417 VETERANS LAND BOND DIV D SER 1971A | | |
| 328 VETERANS LAND BOARD | 554,304.30- | .00 |
| 418 VET LAND BOND DIV D RES SER 1971A | | |
| 328 VETERANS LAND BOARD | 17,312.50- | .00 |
| CODE TOTAL | 199,103.29- | .00 |
| 085 PREMIUMS ON INVESTMENTS | | |
| 044 PERMANENT SCHOOL FUND | | |
| 701 TEXAS EDUCATION AGENCY | 18,575.00 | .00 |
| 045 PERMANENT UNIVERSITY FUND | | |
| 721 UNIVERSITY OF TEXAS AT AUSTIN | 3,401,989.29- | .00 |
| 096 A & M UNIV MINERAL INCOME FUND | | |
| 710 A & M UNIV SYSTEM ADMINISTRATION | 81.25 | .00 |
| 276 VET LAND FUND DIVISION B | | |
| 328 VETERANS LAND BOARD | 174,943.43 | .00 |
| 351 WATER DEVELOPMENT FUND | | |
| 580 WATER DEVELOPMENT BOARD | 1,353.49 | .00 |
| 352 WATER DEV BD INT & SINKING FUND | | |
| 580 WATER DEVELOPMENT BOARD | 2,662.50- | .00 |
| 387 TEXAS OPPORTUNITY PLAN FUND | | |
| 781 COORDINATING BOARD COLLEGE & UNIV SYSTEM | 2,031.25- | .00 |
| 388 COLLEGE STUDENT LOANS BONDS INT & SINK FUND | | |
| 781 COORDINATING BOARD COLLEGE & UNIV SYSTEM | 95,132.81 | .00 |
| 410 VETERANS LAND FUND DIV D SERIES 1968 | | |
| 328 VETERANS LAND BOARD | 468.75 | .00 |
| 413 VETERANS LAND FUND DIV D SERIES 1968A | | |
| 328 VETERANS LAND BOARD | 2,062.50 | .00 |
| 417 VETERANS LAND BOND DIV D SER 1971A | | |
| 328 VETERANS LAND BOARD | 26,250.00 | .00 |
| CODE TOTAL | 3,087,815.81- | .00 |

| | GROSS DISBURSEMENTS YEAR TO DATE | REFUND DISBURSEMENTS YEAR TO DATE |
|---|--|---|
| 090 ALLOCATIONS FUND 120 | | |
| 120 OMNIBUS TAX CLEARANCE FUND | | |
| 304 COMPTROLLER OF PUBLIC ACCOUNTS | 680,382,562.53 | .00 |
| 092 LAND PURCHASED FOR RESALE | | |
| 410 VETERANS LAND FUND DIV D SERIES 1968 | | |
| 328 VETERANS LAND BOARD | 801,157.55 | .00 |
| 413 VETERANS LAND FUND DIV D SERIES 1968A | | |
| 328 VETERANS LAND BOARD | 669,729.06 | .00 |
| 415 VETERANS LAND BOND DIV D SER 1971 | | |
| 328 VETERANS LAND BOARD | 10,338,714.40 | 110.00 |
| 417 VETERANS LAND BOND DIV D SER 1971A | | |
| 328 VETERANS LAND BOARD | 4,244,742.69 | .00 |
| CODE TOTAL | 16,054,343.70 | 110.00 |
| 093 MISCELLANEOUS NON GOV EXPENDITURES | | |
| 001 GENERAL REVENUE FUND | | |
| 902 MISCELLANEOUS | 2,028,753.34 | .00 |
| 021 TRUST ACCT-FEDERAL AID-HIGHWAY ACT FUND | | |
| 601 HIGHWAY DEPARTMENT | 167,622.55 | .00 |
| 053 SCHOOL BUS REVOLVING FUND | | |
| 303 BOARD OF CONTROL | 7,072,055.55 | .00 |
| 057 COUNTY & ROAD DISTRICT HIGHWAY FUND | | |
| 316 BOARD OF COUNTY & DISTRICT ROAD INDEBTEDNESS | 11,497,972.04 | .00 |
| CODE TOTAL | 20,766,403.48 | .00 |
| 095 DEPARTMENTAL TRANSFERS-PUR OF SUPP & SERVICES | | |
| 001 GENERAL REVENUE FUND | | |
| 101 SENATE | 617,206.77 | .00 |
| 102 HOUSE OF REPRESENTATIVES | 15,500.35 | .00 |
| 103 LEGISLATIVE COUNCIL | 159.00 | .00 |
| 104 LEGISLATIVE BUDGET BOARD | 151.72 | .00 |
| 105 LEGISLATIVE REFERENCE LIBRARY | 235.08 | .00 |
| 201 SUPREME COURT | 81.14 | .00 |
| 211 COURT OF CRIMINAL APPEALS | 27.36 | .00 |
| 223 COURT OF CIVIL APPEALS-THIRD DIST | 1.90 | .00 |
| 224 COURT OF CIVIL APPEALS-FOURTH DIST | 15.00 | .00 |
| 242 JUDICIAL QUALIFICATIONS COMMISSION | 24.00 | .00 |
| 301 GOVERNOR-EXECUTIVE | 48,634.29 | .00 |
| 302 ATTORNEY GENERAL | 1,503.96 | .00 |
| 303 BOARD OF CONTROL | 27,377.46 | .00 |
| 305 GENERAL LAND OFFICE | 241.50 | .00 |
| 306 LIBRARY | 613.74 | .00 |
| 307 SECRETARY OF STATE | 819.43 | .00 |
| 308 AUDITOR | 280.04 | .00 |
| 310 TREASURER | 2,204.30 | .00 |
| 312 SECURITIES BOARD | 641.23 | .00 |
| 318 COMMISSION FOR THE BLIND | 1,060.68 | .00 |
| 325 FIREMENS PENSION COMMISSION | 36.25 | .00 |

| | GROSS DISBURSEMENTS YEAR TO DATE | REFUND DISBURSEMENTS YEAR TO DATE |
|---|--|---|
| 095 DEPARTMENTAL TRANSFERS-PUR OF SUPP & SERVICES | | |
| 001 GENERAL REVENUE FUND | | |
| 326 GOOD NEIGHBOR COMMISSION | 116.25 | .00 |
| 401 ADJUTANT GENERAL | 2,166.92 | .00 |
| 403 VETERANS AFFAIRS COMMISSION | 57.30 | .00 |
| 407 LAW ENFORCEMENT OFFICER STANDARDS & EDUCATION | 83.05 | .00 |
| 452 BUREAU OF LABOR STATISTICS | 42.68 | .00 |
| 453 INDUSTRIAL ACCIDENT BOARD | 450.31 | .00 |
| 465 INDUSTRIAL COMMISSION | 13,873.44 | .00 |
| 501 DEPARTMENT OF HEALTH | 198,294.51 | .00 |
| 506 U OF T-MD ANDERSON HOSPITAL & TUMOR INSTITUTE | 2,170.30 | .00 |
| 509 BD OF EXAMINERS FOR HEARING AIDS | 104.04 | .00 |
| 517 COMMISSION ON ALCOHOLISM | 23,069.43 | .00 |
| 518 WATER QUALITY BOARD | 57,671.92 | .00 |
| 519 AIR CONTROL BOARD | 80.00 | .00 |
| 551 DEPARTMENT OF AGRICULTURE | 2,366.13 | .00 |
| 552 WATER RIGHTS COMMISSION | 26,029.23 | .00 |
| 554 TEXAS ANIMAL HEALTH COMMISSION | 2,052.16 | .00 |
| 555 AGRICULTURAL EXTENSION SERVICE | 575.00 | .00 |
| 556 AGRICULTURAL EXPERIMENT STATION | 129.45 | .00 |
| 557 VETERINARY MEDICAL DIAGNOSTIC LABORATORY | 100.95 | .00 |
| 576 FOREST SERVICE | 1,124.92 | .00 |
| 579 RIO GRANDE COMPACT COMMISSION | 17.00 | .00 |
| 580 WATER DEVELOPMENT BOARD | 61,490.11 | .00 |
| 599 PECOS RIVER COMPACT COMMISSION | 8,000.00 | .00 |
| 651 CORSICANA STATE HOME | 7,693.88 | .00 |
| 652 WACO STATE HOME | 7,534.76 | .00 |
| 654 BROWNWOOD STATE SCHOOL FOR GIRLS | 3,789.11 | .00 |
| 655 MENTAL HEALTH & MENTAL RETARDATION | 150,396.16 | .00 |
| 656 VERNON GERIATRIC CENTER | 19,124.05 | .00 |
| 657 AMARILLO CTR FOR HUMAN DEVELOPMENT | 824.24 | .00 |
| 658 BEAUMONT CTR FOR HUMAN DEVELOPMENT | 12,628.29 | .00 |
| 659 RIO GRANDE STATE CENTER MHR | 16,368.16 | .00 |
| 660 DENTON STATE SCHOOL | 62,442.31 | .00 |
| 662 DALLAS MENTAL HEALTH CLINIC | 12,727.22 | .00 |
| 663 COMMISSION FOR INDIAN AFFAIRS | 593.85 | .00 |
| 664 FORT WORTH MENTAL HEALTH CLINIC | 5,263.59 | .00 |
| 666 EAST TEXAS STATE CHEST HOSPITAL | 16,012.80 | .00 |
| 668 RICHMOND STATE SCHOOL | 39,292.22 | .00 |
| 669 LUFKIN STATE SCHOOL | 48,631.40 | .00 |
| 670 CORPUS CHRISTI STATE SCHOOL | 12,860.34 | .00 |
| 671 SAN ANGELO CENTER MHR | 15,305.99 | .00 |
| 672 MEXIA STATE SCHOOL | 107,691.90 | .00 |
| 673 SAN ANTONIO STATE CHEST HOSPITAL | 14,396.36 | .00 |
| 674 KERRVILLE STATE HOSPITAL | 59,466.25 | .00 |
| 675 TRAVIS STATE SCHOOL | 122,631.46 | .00 |
| 676 ABILENE STATE SCHOOL | 89,480.27 | .00 |
| 677 AUSTIN STATE HOSPITAL | 133,700.50 | .00 |
| 678 AUSTIN STATE SCHOOL | 116,427.16 | .00 |
| 679 RUSK STATE HOSPITAL | 79,755.00 | .00 |
| 681 SAN ANTONIO STATE HOSPITAL | 172,268.71 | .00 |

| | GROSS DISBURSEMENTS YEAR TO DATE | REFUND DISBURSEMENTS YEAR TO DATE |
|--|--|---|
| 095 DEPARTMENTAL TRANSFERS--PUR OF SUPP & SERVICES | | |
| 001 GENERAL REVENUE FUND | | |
| 682 TERRELL STATE HOSPITAL | 97,284.94 | .00 |
| 683 WICHITA FALLS STATE HOSPITAL | 72,405.04 | .00 |
| 684 HARLINGEN STATE CHEST SANATORIUM | 5,074.99 | .00 |
| 685 RESEARCH INSTITUTE OF MENTAL SCIENCES | 10,995.28 | .00 |
| 686 BIG SPRING STATE HOSPITAL | 50,034.64 | .00 |
| 687 LUBBOCK STATE SCHOOL | 18,039.28 | .00 |
| 690 WEST TEXAS CHILDRENS HOME | 4,746.39 | .00 |
| 691 GATESVILLE STATE SCHOOL FOR BOYS | 92,204.91 | .00 |
| 692 GAINESVILLE STATE SCHOOL FOR GIRLS | 9,183.41 | .00 |
| 693 CROCKETT STATE SCHOOL FOR GIRLS | 7,343.86 | .00 |
| 694 YOUTH COUNCIL | 3,830.49 | .00 |
| 695 MOUNT VIEW SCHOOL FOR BOYS | 42,412.16 | .00 |
| 696 DEPARTMENT OF CORRECTIONS | 94,308.01 | .00 |
| 697 BOARD OF PARDONS & PAROLES | 190.60 | .00 |
| 701 TEXAS EDUCATION AGENCY | 19,635.85 | .00 |
| 711 A & M UNIVERSITY MAIN UNIVERSITY | 5,156.65 | .00 |
| 713 TARLETON COLLEGE | 208.27 | .00 |
| 714 U OF T AT ARLINGTON | 143.20 | .00 |
| 715 PRAIRIE VIEW A & M COLLEGE | 91.29 | .00 |
| 717 SOUTHERN UNIVERSITY | 351.45 | .00 |
| 718 TEXAS MARITIME ACADEMY | 383.83 | .00 |
| 719 TEXAS STATE TECHNICAL INSTITUTE | 1,095.20 | .00 |
| 721 UNIVERSITY OF TEXAS AT AUSTIN | 8,322.99 | .00 |
| 722 U OF T MEDICAL SCHOOL AT SAN ANTONIO | 519.24 | .00 |
| 728 U OF T DENTAL SCHOOL AT HOUSTON | 160.45 | .00 |
| 729 TEXAS SOUTHWESTERN MEDICAL SCHOOL | 1,297.78 | .00 |
| 730 UNIVERSITY OF HOUSTON | 78.50 | .00 |
| 731 TEXAS WOMANS UNIVERSITY | 3,044.18 | .00 |
| 732 A & I UNIVERSITY | 1,176.16 | .00 |
| 733 TEXAS TECHNOLOGICAL UNIV | 190.01 | .00 |
| 735 MIDWESTERN UNIVERSITY | 9.55 | .00 |
| 739 TEXAS TECH UNIVER SCHOOL OF MEDICINE | 198,884.41 | .00 |
| 740 UT DENTAL BR AT SAN ANTONIO | 93.70 | .00 |
| 751 EAST TEXAS STATE UNIV | 3,643.58 | .00 |
| 752 NORTH TEXAS STATE UNIVERSITY | 277.25 | .00 |
| 753 SAM HOUSTON STATE UNIV | 1,368.08 | .00 |
| 754 SOUTHWEST TEXAS STATE UNIV | 1,011.58 | .00 |
| 755 S F AUSTIN STATE UNIV | 27.15 | .00 |
| 756 SUL ROSS STATE UNIV | 421.70 | .00 |
| 757 WEST TEXAS STATE UNIVERSITY | 181.39 | .00 |
| 758 BOARD OF REGENTS STATE SENIOR COLLEGES | 2.15 | .00 |
| 781 COORDINATING BOARD COLLEGE & UNIV SYSTEM | 3,277.86 | .00 |
| 802 PARKS AND WILD LIFE DEPARTMENT | 70,236.70 | .00 |
| 808 HISTORICAL SURVEY COMMITTEE | 809.00 | .00 |
| 813 TEXAS FINE ARTS COMMISSION | 16.44 | .00 |
| 815 TEXAS TOURIST DEVELOPMENT AGENCY | 68.87 | .00 |
| 816 ADMIRAL NIMITZ MUSEUM | 125.00 | .00 |
| FUND TOTAL | 3,274,549.74 | .00 |
| 006 STATE HIGHWAY FUND | | |
| 405 DEPARTMENT OF PUBLIC SAFETY | 28,530.56 | .00 |

| | GROSS DISBURSEMENTS YEAR TO DATE | REFUND DISBURSEMENTS YEAR TO DATE |
|---|--|---|
| 601 HIGHWAY DEPARTMENT | 4,089,161.03 | .00 |
| FUND TOTAL | 4,117,691.59 | .00 |
| 007 STATE BUILDING FUND | | |
| 309 BUILDING COMMISSION | 288,688.99 | .00 |
| 009 SPECIAL GAME & FISH FUND | | |
| 802 PARKS AND WILD LIFE DEPARTMENT | 134,252.20 | .00 |
| 011 AVAILABLE UNIVERSITY FUND | | |
| 721 UNIVERSITY OF TEXAS AT AUSTIN | 14,339.44 | .00 |
| 023 DEPARTMENT OF AGRICULTURE FUND | | |
| 551 DEPARTMENT OF AGRICULTURE | 8.64 | .00 |
| 024 PSYCHOLOGISTS LICENSING FUND | | |
| 520 BD OF EXAMINERS OF PSYCHOLOGISTS | 30.00 | .00 |
| 026 UNEMPLOYMENT COMPENSATION ADMIN FUND | | |
| 322 EMPLOYMENT COMMISSION | 81,857.80 | .00 |
| 029 TRAFFIC SAFETY FUND | | |
| 301 GOVERNOR-EXECUTIVE | 4,972,941.63 | .00 |
| 030 EDUCATION AGENCY DRIVER EDUCATION FUND | | |
| 701 TEXAS EDUCATION AGENCY | 50,000.00 | .00 |
| 034 OPTOMETRY FUND | | |
| 514 OPTOMETRY BOARD | 5.62 | .00 |
| 035 VETERINARY FUND | | |
| 578 BOARD OF VETERINARY EXAMINERS | 29.21 | .00 |
| 036 INSURANCE COMMISSION OPERATING FUND | | |
| 454 BOARD OF INSURANCE | 1,006.84 | .00 |
| 039 COMMODITY DISTRIBUTION FUND | | |
| 324 DEPARTMENT OF PUBLIC WELFARE | 244.53 | .00 |
| 047 A & M UNIV AVAILABLE FUND | | |
| 711 A & M UNIVERSITY MAIN UNIVERSITY | 689.85 | .00 |
| 056 PROFESSIONAL ENGINEERS FUND | | |
| 460 BD OF REGISTRATION FOR PROFESSIONAL ENGINEERS | 6.51 | .00 |
| 059 SPECIAL BOAT FUND | | |
| 802 PARKS AND WILD LIFE DEPARTMENT | 57,979.86 | .00 |
| 061 COMMISSION FOR REHABILITATION OPERATING FUND | | |
| 330 COMMISSION FOR REHABILITATION | 319,483.02 | .00 |
| 062 COMPTROLLERS OPERATING FUND | | |
| 304 COMPTROLLER OF PUBLIC ACCOUNTS | 21,026.27 | .00 |
| 063 LAND & WATER RECREATION & SAFETY FUND | | |
| 802 PARKS AND WILD LIFE DEPARTMENT | 3,511.20 | .00 |
| 064 STATE PARKS FUND | | |
| 802 PARKS AND WILD LIFE DEPARTMENT | 27,220.03 | .00 |
| 069 BOARD OF LANDSCAPE ARCHITECTS FUND | | |
| 468 BD OF LANDSCAPE ARCHITECTS | 68.75 | .00 |
| 072 ATTORNEY GENERAL OPERATING FUND | | |
| 302 ATTORNEY GENERAL | 3,715.20 | .00 |
| 075 REGISTERED PUBLIC SURVEYORS FUND | | |
| 463 BOARD OF REGISTRATION FOR PUBLIC SURVEYORS | 68.42 | .00 |
| 086 DENTAL REGISTRATION FUND | | |
| 504 BOARD OF DENTAL EXAMINERS | 61.74 | .00 |
| 088 BOARD OF COSMETOLOGISTS FUND | | |
| 505 COSMETOLOGY COMMISSION | 25.71 | .00 |
| 094 WORKMENS COMPENSATION FUND | | |
| 453 INDUSTRIAL ACCIDENT BOARD | 414.64 | .00 |

| | GROSS DISBURSEMENTS YEAR TO DATE | REFUND DISBURSEMENTS YEAR TO DATE |
|--|--|---|
| 097 LIQUOR ACT ENFORCEMENT FUND 458 ALCOHOLIC BEVERAGE COM | 318.20 | .00 |
| 099 OPERATORS & CHAUFFEURS FUND 405 DEPARTMENT OF PUBLIC SAFETY | 15,477.09 | .00 |
| 102 AIR CONTROL BOARD SPECIAL FUND 519 AIR CONTROL BOARD | 133.20 | .00 |
| 112 EDUCATION AGENCY OPERATING FUND 701 TEXAS EDUCATION AGENCY | 24,630.16 | .00 |
| 114 REAL ESTATE LICENSE FUND 329 REAL ESTATE COMMISSION | 78.25 | .00 |
| 118 FEDERAL PUBLIC LIBRARY SERVICE FUND 306 LIBRARY | 12,431.33 | .00 |
| 123 WATER BOARD PLANNING FUND 580 WATER DEVELOPMENT BOARD | 28,396.35 | .00 |
| 127 FEDERAL ECONOMIC OPPORTUNITY FUND 301 GOVERNOR-EXECUTIVE | 1,642.64 | .00 |
| 134 FEDERAL OLDER AMERICANS FUND 301 GOVERNOR-EXECUTIVE | 333.29 | .00 |
| 141 FEDERAL ADULT BLIND FUND 318 COMMISSION FOR THE BLIND | 156,340.27 | .00 |
| 148 FEDERAL HEALTH EDUCATION & WELFARE FUND 701 TEXAS EDUCATION AGENCY | 329,114.45 | .00 |
| 150 AIRCRAFT FUEL TAX FUND 461 AERONAUTIC COMMISSION | 1,678.40 | .00 |
| 153 WATER QUALITY FUND 518 WATER QUALITY BOARD | 100,645.41 | .00 |
| 155 RAILROAD COMMISSION OPERATING FUND 455 RAILROAD COMMISSION | 16,378.47 | .00 |
| 164 CONSERVATORS EXPENSE FUND 310 TREASURER | 38.40 | .00 |
| 165 UNEMPLOYMENT COMPENSATION ADMIN FUND 322 EMPLOYMENT COMMISSION | 14,641.73 | .00 |
| 166 WELFARE ADMINISTRATION OPERATING FUND 324 DEPARTMENT OF PUBLIC WELFARE | 541,325.79 | .00 |
| 167 WELFARE ASSISTANCE OPERATING FUND 324 DEPARTMENT OF PUBLIC WELFARE | 10,795,418.37 | .00 |
| 219 FEDERAL HIGHER EDUCATION FUND 781 COORDINATING BOARD COLLEGE & UNIV SYSTEM | 15.35 | .00 |
| 221 FED CIVIL DEFENSE & DISASTER RELIEF FUND 405 DEPARTMENT OF PUBLIC SAFETY | 201,970.75 | .00 |
| 222 DEPT PUBLIC SAFETY FEDERAL FUND 405 DEPARTMENT OF PUBLIC SAFETY | 17,253.67 | .00 |
| 223 FEDERAL LAND AND WATER CONSERVATION FUND 802 PARKS AND WILD LIFE DEPARTMENT | 73,021.12 | .00 |
| 224 GOVERNORS OFFICE FEDERAL PROJECTS FUND 301 GOVERNOR-EXECUTIVE | 1,431,066.69 | .00 |
| 225 UNIVERSITY OF HOUSTON CURRENT FUND 730 UNIVERSITY OF HOUSTON | 5,249.41 | .00 |
| 226 PAN AMERICAN UNIV CURRENT FUND 736 PAN AMERICAN UNIVERSITY | 3,475.49 | .00 |
| 227 ANGELO STATE UNIV CURRENT FUND 737 ANGELO STATE UNIV | 5,227.98 | .00 |

| | GROSS DISBURSEMENTS YEAR TO DATE | REFUND DISBURSEMENTS YEAR TO DATE |
|---|--|---|
| 242 A & M UNIV CURRENT FUND | | |
| 711 A & M UNIVERSITY MAIN UNIVERSITY | 2,062.01 | .00 |
| 243 TARLETON COLLEGE CURRENT FUND | | |
| 713 TARLETON COLLEGE | 1,244.78 | .00 |
| 244 UT AT ARLINGTON CURRENT FUND | | |
| 714 U OF T AT ARLINGTON | 2,069.95 | .00 |
| 245 PRAIRIE VIEW A & M COLLEGE CURRENT FUND | | |
| 715 PRAIRIE VIEW A & M COLLEGE | 2,231.88 | .00 |
| 247 TEXAS SOUTHERN UNIVERSITY CURRENT FUND | | |
| 717 SOUTHERN UNIVERSITY | 976.32 | .00 |
| 248 UNIV OF TEXAS AT AUSTIN CURRENT FUND | | |
| 721 UNIVERSITY OF TEXAS AT AUSTIN | 3,169.95 | .00 |
| 250 UT AT EL PASO CURRENT FUND | | |
| 724 U OF T AT EL PASO | 7,049.31 | .00 |
| 253 TEXAS WOMANS UNIVERSITY CURRENT FUND | | |
| 731 TEXAS WOMANS UNIVERSITY | 301.95 | .00 |
| 254 A & I UNIV CURRENT FUND | | |
| 732 A & I UNIVERSITY | 3,237.53 | .00 |
| 255 TEXAS TECHNOLOGICAL UNIV CURRENT FUND | | |
| 733 TEXAS TECHNOLOGICAL UNIV | 4,156.32 | .00 |
| 256 LAMAR UNIVERSITY CURRENT FUND | | |
| 734 LAMAR UNIVERSITY | 8,154.83 | .00 |
| 257 EAST TEXAS STATE UNIV CURRENT FUND | | |
| 751 EAST TEXAS STATE UNIV | 673.00 | .00 |
| 258 NORTH TEXAS STATE UNIV CURRENT FUND | | |
| 752 NORTH TEXAS STATE UNIVERSITY | 7,645.51 | .00 |
| 259 SAM HOUSTON UNIV CURRENT FUND | | |
| 753 SAM HOUSTON STATE UNIV | 11,528.38 | .00 |
| 260 SOUTHWEST TEXAS UNIV CURRENT FUND | | |
| 754 SOUTHWEST TEXAS STATE UNIV | 12,205.22 | .00 |
| 261 STEPHEN F AUSTIN UNIV CURRENT FUND | | |
| 755 S F AUSTIN STATE UNIV | 9,127.48 | .00 |
| 262 SUL ROSS UNIV CURRENT FUND | | |
| 756 SUL ROSS STATE UNIV | 4,910.20 | .00 |
| 263 WEST TEXAS STATE UNIV CURRENT FUND | | |
| 757 WEST TEXAS STATE UNIVERSITY | 1,272.30 | .00 |
| 264 MIDWESTERN UNIVERSITY CURRENT FUND | | |
| 735 MIDWESTERN UNIVERSITY | 3,044.13 | .00 |
| 266 VOCATIONAL NURSE EXAMINERS FUND | | |
| 511 BOARD OF VOCATIONAL NURSE EXAMINERS | 39.14 | .00 |
| 273 FEDERAL HEALTH FUND | | |
| 501 DEPARTMENT OF HEALTH | 110,721.38 | .00 |
| 274 MOTOR VEHICLE INSPECTION FUND | | |
| 405 DEPARTMENT OF PUBLIC SAFETY | 28,001.21 | .00 |
| CODE TOTAL | 27,370,042.47 | .00 |
| 096 OPERATING FUND TRANSFERS | | |
| 001 GENERAL REVENUE FUND | | |
| 304 COMPTROLLER OF PUBLIC ACCOUNTS | 8,217,803.38 | .00 |
| 324 DEPARTMENT OF PUBLIC WELFARE | 6,678,299.00 | .00 |

| | GROSS DISBURSEMENTS YEAR TO DATE | REFUND DISBURSEMENTS YEAR TO DATE |
|---|--|---|
| 096 OPERATING FUND TRANSFERS | | |
| 001 GENERAL REVENUE FUND | | |
| 701 TEXAS EDUCATION AGENCY | 64,944.00 | .00 |
| FUND TOTAL | 14,961,046.38 | .00 |
| 003 TEXTBOOK FUND | | |
| 701 TEXAS EDUCATION AGENCY | 468,753.76 | .00 |
| 006 STATE HIGHWAY FUND | | |
| 601 HIGHWAY DEPARTMENT | 14,000.00 | .00 |
| 007 STATE BUILDING FUND | | |
| 309 BUILDING COMMISSION | 17,000.00 | .00 |
| 009 SPECIAL GAME & FISH FUND | | |
| 802 PARKS AND WILD LIFE DEPARTMENT | 26,000.00 | .00 |
| 010 MOTOR VEHICLE INSURANCE FUND | | |
| 454 BOARD OF INSURANCE | 240,000.00 | .00 |
| 013 FIRE INSURANCE FUND | | |
| 454 BOARD OF INSURANCE | 1,970,000.00 | .00 |
| 014 COMPENSATION INSURANCE FUND | | |
| 454 BOARD OF INSURANCE | 830,000.00 | .00 |
| 030 EDUCATION AGENCY DRIVER EDUCATION FUND | | |
| 701 TEXAS EDUCATION AGENCY | 75,655.67 | .00 |
| 034 OPTOMETRY FUND | | |
| 514 OPTOMETRY BOARD | 10,000.00 | .00 |
| 040 BARBER EXAMINERS FUND | | |
| 502 BOARD OF BARBER EXAMINERS | 10,000.00 | .00 |
| 052 VETERANS LAND BOARD FUND | | |
| 328 VETERANS LAND BOARD | 22,600.00 | .00 |
| 054 INSURANCE EXAMINATION FUND | | |
| 454 BOARD OF INSURANCE | 1,760,000.00 | .00 |
| 055 MEDICAL REGISTRATION FUND | | |
| 503 BOARD OF MEDICAL EXAMINERS | 24,000.00 | .00 |
| 056 PROFESSIONAL ENGINEERS FUND | | |
| 460 BD OF REGISTRATION FOR PROFESSIONAL ENGINEERS | 17,000.00 | .00 |
| 085 INSURANCE AGENTS LICENSE FUND | | |
| 454 BOARD OF INSURANCE | 522,000.00 | .00 |
| 086 DENTAL REGISTRATION FUND | | |
| 504 BOARD OF DENTAL EXAMINERS | 5,000.00 | .00 |
| 088 BOARD OF COSMETOLOGISTS FUND | | |
| 505 COSMETOLOGY COMMISSION | 14,000.00 | .00 |
| 093 MANAGING GENERAL AGENTS FUND | | |
| 454 BOARD OF INSURANCE | 7,000.00 | .00 |
| 097 LIQUOR ACT ENFORCEMENT FUND | | |
| 458 ALCOHOLIC BEVERAGE COM | 35,000.00 | .00 |
| 103 CREDIT INSURANCE FUND | | |
| 454 BOARD OF INSURANCE | 60,000.00 | .00 |
| 113 MUTUAL ASSESSMENT FUND | | |
| 454 BOARD OF INSURANCE | 2,256.00 | .00 |
| 114 REAL ESTATE LICENSE FUND | | |
| 329 REAL ESTATE COMMISSION | 13,000.00 | .00 |
| 115 INSURANCE FEE FUND | | |
| 454 BOARD OF INSURANCE | 500,000.00 | .00 |
| 119 FIRE WORKS LICENSE FUND | | |
| 454 BOARD OF INSURANCE | 33,000.00 | .00 |

| | GROSS DISBURSEMENTS YEAR TO DATE | REFUND DISBURSEMENTS YEAR TO DATE |
|---|--|---|
| 124 LCL RECORDING AGTS AND SLSTRS LCNS FUND | | |
| 454 BOARD OF INSURANCE | 103,000.00 | .00 |
| 148 FEDERAL HEALTH EDUCATION & WELFARE FUND | | |
| 701 TEXAS EDUCATION AGENCY | 6,058,540.19 | .00 |
| 150 AIRCRAFT FUEL TAX FUND | | |
| 461 AERONAUTIC COMMISSION | 12,000.00 | .00 |
| 161 CASUALTY INSURANCE FUND | | |
| 454 BOARD OF INSURANCE | 160,000.00 | .00 |
| 162 TITLE INSURANCE FUND | | |
| 454 BOARD OF INSURANCE | 50,000.00 | .00 |
| 180 BURIAL ASSOCIATION RATE FUND | | |
| 454 BOARD OF INSURANCE | 3,000.00 | .00 |
| 193 FOUNDATION SCHOOL FUND | | |
| 701 TEXAS EDUCATION AGENCY | 1,945,365.00 | .00 |
| 272 BOARD OF CORRECTIONS MINERAL FUND | | |
| 696 DEPARTMENT OF CORRECTIONS | 22,000.00 | .00 |
| CODE TOTAL | 29,991,217.00 | .00 |
| 097 MERCHANDISE PURCHASED FOR RESALE | | |
| 001 GENERAL REVENUE FUND | | |
| 651 CORSICANA STATE HOME | 2,182.85 | .00 |
| 654 BROWNWOOD STATE SCHOOL FOR GIRLS | 914.18 | .00 |
| 656 VERNON GERIATRIC CENTER | 35,296.98 | .00 |
| 660 DENTON STATE SCHOOL | 31,543.52 | .00 |
| 668 RICHMOND STATE SCHOOL | 15,119.45 | 147.72 |
| 669 LUFKIN STATE SCHOOL | 36,845.37 | 130.73 |
| 670 CORPUS CHRISTI STATE SCHOOL | 1,386.82 | .00 |
| 672 MEXIA STATE SCHOOL | 72,355.03 | 177.23 |
| 674 KERRVILLE STATE HOSPITAL | 64,311.42 | .00 |
| 675 TRAVIS STATE SCHOOL | 66,199.68 | .00 |
| 676 ABILENE STATE SCHOOL | 44,820.64 | 3.25 |
| 677 AUSTIN STATE HOSPITAL | 97,168.37 | .00 |
| 678 AUSTIN STATE SCHOOL | 56,188.88 | .00 |
| 679 RUSK STATE HOSPITAL | 136,985.25 | 190.00 |
| 681 SAN ANTONIO STATE HOSPITAL | 84,795.04 | 24.26 |
| 682 TERRELL STATE HOSPITAL | 101,020.96 | .00 |
| 683 WICHITA FALLS STATE HOSPITAL | 109,113.04 | .00 |
| 686 BIG SPRING STATE HOSPITAL | 68,431.24 | .00 |
| 687 LUBBOCK STATE SCHOOL | 6,618.63 | .00 |
| 691 GATESVILLE STATE SCHOOL FOR BOYS | 18,474.03 | 6.12 |
| 692 GAINESVILLE STATE SCHOOL FOR GIRLS | 6,138.06 | .00 |
| 693 CROCKETT STATE SCHOOL FOR GIRLS | 4,043.37 | .00 |
| 695 MOUNT VIEW SCHOOL FOR BOYS | 20,142.74 | .00 |
| FUND TOTAL | 1,080,095.55 | 679.31 |
| 098 ALLOCATIONS FUND 60 | | |
| 060 HIGHWAY MOTOR FUEL TAX FUND | | |
| 304 COMPTROLLER OF PUBLIC ACCOUNTS | 332,304,102.47 | .00 |
| 099 DEPT TRANSFER-APPRO & CASH TRANSFERS | | |
| 001 GENERAL REVENUE FUND | | |
| 701 TEXAS EDUCATION AGENCY | 3,211,063.76 | .00 |

| | GROSS DISBURSEMENTS YEAR TO DATE | REFUND DISBURSEMENTS YEAR TO DATE |
|--|--|---|
| 101 LOANS TO COLLEGE STUDENTS | | |
| 387 TEXAS OPPORTUNITY PLAN FUND | | |
| 781 COORDINATING BOARD COLLEGE & UNIV SYSTEM | 17,455,165.30 | .00 |
| 199 REVENUE REFUNDS APPLIED | | |
| 001 GENERAL REVENUE FUND | | |
| 304 COMPTROLLER OF PUBLIC ACCOUNTS | 3,029,320.79 | .00 |
| 327 EMPLOYEES RETIREMENT SYSTEM | 8,550.01 | .00 |
| 660 DENTON STATE SCHOOL | 42.41 | .00 |
| 666 EAST TEXAS STATE CHEST HOSPITAL | 37.69 | .00 |
| 668 RICHMOND STATE SCHOOL | 14.15 | .00 |
| 669 LUFKIN STATE SCHOOL | 8.63 | .00 |
| 672 MEXIA STATE SCHOOL | 49.78 | .00 |
| 673 SAN ANTONIO STATE CHEST HOSPITAL | 9,200.00 | .00 |
| 675 TRAVIS STATE SCHOOL | 4.71 | .00 |
| 677 AUSTIN STATE HOSPITAL | 32.98 | .00 |
| 678 AUSTIN STATE SCHOOL | 54.48 | .00 |
| 679 RUSK STATE HOSPITAL | 70.68 | .00 |
| 682 TERRELL STATE HOSPITAL | 122.51 | .00 |
| 683 WICHITA FALLS STATE HOSPITAL | 23.56 | .00 |
| 684 HARLINGEN STATE CHEST SANATORIUM | 84.82 | .00 |
| 685 RESEARCH INSTITUTE OF MENTAL SCIENCES | 18.84 | .00 |
| 711 A & M UNIVERSITY MAIN UNIVERSITY | 8.95 | .00 |
| FUND TOTAL | 3,047,644.99 | .00 |
| 009 SPECIAL GAME & FISH FUND | | |
| 802 PARKS AND WILD LIFE DEPARTMENT | 104,550.04 | .00 |
| 019 VITAL STATISTICS FUND | | |
| 501 DEPARTMENT OF HEALTH | 39,430.37 | .00 |
| 039 COMMODITY DISTRIBUTION FUND | | |
| 324 DEPARTMENT OF PUBLIC WELFARE | 376,199.47 | .00 |
| 059 SPECIAL BOAT FUND | | |
| 802 PARKS AND WILD LIFE DEPARTMENT | 10.50 | .00 |
| 060 HIGHWAY MOTOR FUEL TAX FUND | | |
| 304 COMPTROLLER OF PUBLIC ACCOUNTS | 7,568,155.71 | .00 |
| 088 BOARD OF COSMETOLOGISTS FUND | | |
| 505 COSMETOLOGY COMMISSION | 600.00 | .00 |
| 092 FEDERAL DISASTER FUND | | |
| 405 DEPARTMENT OF PUBLIC SAFETY | 48,236.24 | .00 |
| 097 LIQUOR ACT ENFORCEMENT FUND | | |
| 458 ALCOHOLIC BEVERAGE COM | 370,624.97 | .00 |
| 120 OMNIBUS TAX CLEARANCE FUND | | |
| 304 COMPTROLLER OF PUBLIC ACCOUNTS | 571,413.51 | .00 |
| 127 FEDERAL ECONOMIC OPPORTUNITY FUND | | |
| 301 GOVERNOR-EXECUTIVE | 856.76 | .00 |
| 148 FEDERAL HEALTH EDUCATION & WELFARE FUND | | |
| 701 TEXAS EDUCATION AGENCY | 2,805.83 | .00 |
| 152 ESCHEAT EXPENSE & REINBURSEMENT FD | | |
| 310 TREASURER | 5,537.22 | .00 |
| 165 UNEMPLOYMENT COMPENSATION ADMIN FUND | | |
| 322 EMPLOYMENT COMMISSION | 4,431.19 | .00 |

| | GROSS DISBURSEMENTS YEAR TO DATE | REFUND DISBURSEMENTS YEAR TO DATE |
|--|--|---|
| 166 WELFARE ADMINISTRATION OPERATING FUND | | |
| 324 DEPARTMENT OF PUBLIC WELFARE | 34.50 | .00 |
| 221 FED CIVIL DEFENSE & DISASTER RELIEF FUND | | |
| 405 DEPARTMENT OF PUBLIC SAFETY | 490.20 | .00 |
| 224 GOVERNORS OFFICE FEDERAL PROJECTS FUND | | |
| 301 GOVERNOR-EXECUTIVE | 20,723.15 | .00 |
| 227 ANGELO STATE UNIV CURRENT FUND | | |
| 737 ANGELO STATE UNIV | 4,850.70 | .00 |
| 237 TEXAS STATE TECHNICAL INSTITUTE FUND | | |
| 719 TEXAS STATE TECHNICAL INSTITUTE | 54.00 | .00 |
| 242 A & M UNIV CURRENT FUND | | |
| 711 A & M UNIVERSITY MAIN UNIVERSITY | 73,835.30 | .00 |
| 243 TARLETON COLLEGE CURRENT FUND | | |
| 713 TARLETON COLLEGE | 4,418.31 | .00 |
| 244 UT AT ARLINGTON CURRENT FUND | | |
| 714 U OF T AT ARLINGTON | 29,994.98 | .00 |
| 245 PRAIRIE VIEW A & M COLLEGE CURRENT FUND | | |
| 715 PRAIRIE VIEW A & M COLLEGE | 4,911.67 | .00 |
| 247 TEXAS SOUTHERN UNIVERSITY CURRENT FUND | | |
| 717 SOUTHERN UNIVERSITY | 9,411.85 | .00 |
| 248 UNIV OF TEXAS AT AUSTIN CURRENT FUND | | |
| 721 UNIVERSITY OF TEXAS AT AUSTIN | 4,263.65 | .00 |
| 254 A & I UNIV CURRENT FUND | | |
| 732 A & I UNIVERSITY | 30,092.88 | .00 |
| 255 TEXAS TECHNOLOGICAL UNIV CURRENT FUND | | |
| 733 TEXAS TECHNOLOGICAL UNIV | 36,336.65 | .00 |
| 256 LAMAR UNIVERSITY CURRENT FUND | | |
| 734 LAMAR UNIVERSITY | 17,671.59 | .00 |
| 257 EAST TEXAS STATE UNIV CURRENT FUND | | |
| 751 EAST TEXAS STATE UNIV | 13,472.54 | .00 |
| 258 NORTH TEXAS STATE UNIV CURRENT FUND | | |
| 752 NORTH TEXAS STATE UNIVERSITY | 12,640.53 | .00 |
| 259 SAM HOUSTON UNIV CURRENT FUND | | |
| 753 SAM HOUSTON STATE UNIV | 1,553.40 | .00 |
| 260 SOUTHWEST TEXAS UNIV CURRENT FUND | | |
| 754 SOUTHWEST TEXAS STATE UNIV | 18,489.66 | .00 |
| 262 SUL ROSS UNIV CURRENT FUND | | |
| 756 SUL ROSS STATE UNIV | 3,374.90 | .00 |
| 263 WEST TEXAS STATE UNIV CURRENT FUND | | |
| 757 WEST TEXAS STATE UNIVERSITY | 6,293.85 | .00 |
| 264 MIDWESTERN UNIVERSITY CURRENT FUND | | |
| 735 MIDWESTERN UNIVERSITY | 7,795.49 | .00 |
| 273 FEDERAL HEALTH FUND | | |
| 501 DEPARTMENT OF HEALTH | 1,692.53 | .00 |
| 274 MOTOR VEHICLE INSPECTION FUND | | |
| 405 DEPARTMENT OF PUBLIC SAFETY | 141,320.50 | .00 |
| 275 TEXAS MARITIME ACADEMY CURRENT FUND | | |
| 718 TEXAS MARITIME ACADEMY | 202.00 | .00 |
| CODE TOTAL | 12,584,421.63 | .00 |

| | GROSS DISBURSEMENTS YEAR TO DATE | REFUND DISBURSEMENTS YEAR TO DATE |
|---|--|---|
| 221 INTERDEPARTMENTAL TRANSFER-CENTREX PHONE SERV | | |
| 001 GENERAL REVENUE FUND | | |
| 101 SENATE | 58,749.00 | .00 |
| 102 HOUSE OF REPRESENTATIVES | 60,050.70 | .00 |
| 103 LEGISLATIVE COUNCIL | 7,962.36 | .00 |
| 104 LEGISLATIVE BUDGET BOARD | 7,972.97 | .00 |
| 105 LEGISLATIVE REFERENCE LIBRARY | 692.78 | .00 |
| 201 SUPREME COURT | 4,051.00 | .00 |
| 211 COURT OF CRIMINAL APPEALS | 1,969.28 | .00 |
| 212 JUDICIAL COUNCIL | 305.11 | .00 |
| 213 STATE ATTY BEFORE COURT OF CRIMINAL APPEALS | 683.85 | .00 |
| 223 COURT OF CIVIL APPEALS-THIRD DIST | 717.03 | .00 |
| 242 JUDICIAL QUALIFICATIONS COMMISSION | 463.16 | .00 |
| 301 GOVERNOR-EXECUTIVE | 97,339.15 | .00 |
| 302 ATTORNEY GENERAL | 14,327.55 | .00 |
| 303 BOARD OF CONTROL | 25,584.80 | .00 |
| 305 GENERAL LAND OFFICE | 18,894.16 | .00 |
| 306 LIBRARY | 9,504.36 | .00 |
| 307 SECRETARY OF STATE | 16,074.89 | .00 |
| 308 AUDITOR | 5,378.35 | .00 |
| 310 TREASURER | 8,697.11 | .00 |
| 312 SECURITIES BOARD | 12,144.57 | .00 |
| 318 COMMISSION FOR THE BLIND | 13,596.40 | .00 |
| 325 FIREMENS PENSION COMMISSION | 371.20 | .00 |
| 326 GOOD NEIGHBOR COMMISSION | 1,085.15 | .00 |
| 331 MASS TRANSPORTATION COMMISSION | 298.59 | .00 |
| 401 ADJUTANT GENERAL | 30,003.30 | .00 |
| 403 VETERANS AFFAIRS COMMISSION | 2,762.05 | .00 |
| 407 LAW ENFORCEMENT OFFICER STANDARDS & EDUCATION | 804.29 | .00 |
| 452 BUREAU OF LABOR STATISTICS | 3,880.19 | .00 |
| 453 INDUSTRIAL ACCIDENT BOARD | 1,248.35 | .00 |
| 465 INDUSTRIAL COMMISSION | 17,034.44 | .00 |
| 467 BOARD OF PRIVATE DETECTIVES ETC | 1,095.14 | .00 |
| 509 BD OF EXAMINERS FOR HEARING AIDS | 2,607.11 | .00 |
| 517 COMMISSION ON ALCOHOLISM | 7,003.21 | .00 |
| 518 WATER QUALITY BOARD | 20,226.13 | .00 |
| 551 DEPARTMENT OF AGRICULTURE | 81,912.73 | .00 |
| 552 WATER RIGHTS COMMISSION | 15,303.36 | .00 |
| 554 TEXAS ANIMAL HEALTH COMMISSION | 33,720.46 | .00 |
| 580 WATER DEVELOPMENT BOARD | 51,211.57 | .00 |
| 697 BOARD OF PARDONS & PAROLES | 3,851.60 | .00 |
| 758 BOARD OF REGENTS STATE SENIOR COLLEGES | 2,415.12 | .00 |
| 781 COORDINATING BOARD COLLEGE & UNIV SYSTEM | 16,568.42 | .00 |
| 802 PARKS AND WILD LIFE DEPARTMENT | 1,788.92 | .00 |
| 808 HISTORICAL SURVEY COMMITTEE | 6,925.87 | .00 |
| 815 TEXAS TOURIST DEVELOPMENT AGENCY | 5,318.94 | .00 |
| FUND TOTAL | 672,594.72 | .00 |
| 006 STATE HIGHWAY FUND | | |
| 601 HIGHWAY DEPARTMENT | 204,953.38 | .00 |
| 007 STATE BUILDING FUND | | |
| 309 BUILDING COMMISSION | 13,257.85 | .00 |

| | GROSS DISBURSEMENTS YEAR TO DATE | REFUND DISBURSEMENTS YEAR TO DATE |
|---|--|---|
| 009 SPECIAL GAME & FISH FUND 802 PARKS AND WILD LIFE DEPARTMENT | 31,249.40 | .00 |
| 023 DEPARTMENT OF AGRICULTURE FUND 551 DEPARTMENT OF AGRICULTURE | 6,175.11 | .00 |
| 029 TRAFFIC SAFETY FUND 301 GOVERNOR-EXECUTIVE | 3,537.75 | .00 |
| 036 INSURANCE COMMISSION OPERATING FUND 454 BOARD OF INSURANCE | 45,694.13 | .00 |
| 039 COMMODITY DISTRIBUTION FUND 324 DEPARTMENT OF PUBLIC WELFARE | 5,943.48 | .00 |
| 040 BARBER EXAMINERS FUND 502 BOARD OF BARBER EXAMINERS | 2,616.77 | .00 |
| 056 PROFESSIONAL ENGINEERS FUND 460 BD OF REGISTRATION FOR PROFESSIONAL ENGINEERS | 2,666.60 | .00 |
| 057 COUNTY & ROAD DISTRICT HIGHWAY FUND 316 BOARD OF COUNTY & DISTRICT ROAD INDEBTEDNESS | 803.29 | .00 |
| 059 SPECIAL BOAT FUND 802 PARKS AND WILD LIFE DEPARTMENT | 1,411.16 | .00 |
| 061 COMMISSION FOR REHABILITATION OPERATING FUND 330 COMMISSION FOR REHABILITATION | 21,612.37 | .00 |
| 062 COMPTROLLERS OPERATING FUND 304 COMPTROLLER OF PUBLIC ACCOUNTS | 69,412.65 | .00 |
| 063 LAND & WATER RECREATION & SAFETY FUND 802 PARKS AND WILD LIFE DEPARTMENT | 3,406.39 | .00 |
| 064 STATE PARKS FUND 802 PARKS AND WILD LIFE DEPARTMENT | 22,240.62 | .00 |
| 069 BOARD OF LANDSCAPE ARCHITECTS FUND 468 BD OF LANDSCAPE ARCHITECTS | 507.62 | .00 |
| 072 ATTORNEY GENERAL OPERATING FUND 302 ATTORNEY GENERAL | 50,972.40 | .00 |
| 075 REGISTERED PUBLIC SURVEYORS FUND 463 BOARD OF REGISTRATION FOR PUBLIC SURVEYORS | 867.13 | .00 |
| 086 DENTAL REGISTRATION FUND 504 BOARD OF DENTAL EXAMINERS | 2,921.84 | .00 |
| 088 BOARD OF COSMETOLOGISTS FUND 505 COSMETOLOGY COMMISSION | 2,863.08 | .00 |
| 094 WORKMENS COMPENSATION FUND 453 INDUSTRIAL ACCIDENT BOARD | 22,879.73 | .00 |
| 097 LIQUOR ACT ENFORCEMENT FUND 458 ALCOHOLIC BEVERAGE COM | 12,061.74 | .00 |
| 109 ARCHITECTS REGISTRATION FUND 459 BOARD OF ARCHITECTURAL EXAMINERS | 727.22 | .00 |
| 112 EDUCATION AGENCY OPERATING FUND 701 TEXAS EDUCATION AGENCY | 141,705.95 | .00 |
| 114 REAL ESTATE LICENSE FUND 329 REAL ESTATE COMMISSION | 3,958.09 | .00 |
| 118 FEDERAL PUBLIC LIBRARY SERVICE FUND 306 LIBRARY | 2,645.19 | .00 |
| 127 FEDERAL ECONOMIC OPPORTUNITY FUND 301 GOVERNOR-EXECUTIVE | 19,814.36 | .00 |
| 134 FEDERAL OLDER AMERICANS FUND 301 GOVERNOR-EXECUTIVE | 4,845.21 | .00 |

| | GROSS DISBURSEMENTS YEAR TO DATE | REFUND DISBURSEMENTS YEAR TO DATE |
|---|--|---|
| 141 FEDERAL ADULT BLIND FUND | | |
| 318 COMMISSION FOR THE BLIND | 3,605.97 | .00 |
| 150 AIRCRAFT FUEL TAX FUND | | |
| 461 AERONAUTIC COMMISSION | 6,194.42 | .00 |
| 153 WATER QUALITY FUND | | |
| 518 WATER QUALITY BOARD | 7,446.74 | .00 |
| 155 RAILROAD COMMISSION OPERATING FUND | | |
| 455 RAILROAD COMMISSION | 46,062.07 | .00 |
| 166 WELFARE ADMINISTRATION OPERATING FUND | | |
| 324 DEPARTMENT OF PUBLIC WELFARE | 73,961.32 | .00 |
| 219 FEDERAL HIGHER EDUCATION FUND | | |
| 781 COORDINATING BOARD COLLEGE & UNIV SYSTEM | 714.32 | .00 |
| 220 BASIC SCIENCE EXAMINATION FUND | | |
| 510 BOARD OF EXAMINERS IN BASIC SCIENCE | 704.38 | .00 |
| 223 FEDERAL LAND AND WATER CONSERVATION FUND | | |
| 802 PARKS AND WILD LIFE DEPARTMENT | 774.83 | .00 |
| 224 GOVERNORS OFFICE FEDERAL PROJECTS FUND | | |
| 301 GOVERNOR-EXECUTIVE | 8,964.95 | .00 |
| 266 VOCATIONAL NURSE EXAMINERS FUND | | |
| 511 BOARD OF VOCATIONAL NURSE EXAMINERS | 1,284.69 | .00 |
| CODE TOTAL | 1,524,058.92 | .00 |
| 999 EXPENDITURE REFUNDS APPLIED | | |
| 001 GENERAL REVENUE FUND | | |
| 101 SENATE | 169.74 | .00 |
| 102 HOUSE OF REPRESENTATIVES | 1,535.69 | .00 |
| 103 LEGISLATIVE COUNCIL | 90.24 | .00 |
| 105 LEGISLATIVE REFERENCE LIBRARY | 15.60 | .00 |
| 241 DISTRICT COURTS COMPTROLLERS JUDICIARY SEC | 1,533.65 | .00 |
| 301 GOVERNOR-EXECUTIVE | 47.61 | .00 |
| 302 ATTORNEY GENERAL | 30.00 | .00 |
| 303 BOARD OF CONTROL | 34,878.81 | .00 |
| 305 GENERAL LAND OFFICE | 23.33 | .00 |
| 312 SECURITIES BOARD | 4.07 | .00 |
| 318 COMMISSION FOR THE BLIND | 3,832.13 | .00 |
| 324 DEPARTMENT OF PUBLIC WELFARE | 945.82 | .00 |
| 327 EMPLOYEES RETIREMENT SYSTEM | 95,688.36 | .00 |
| 401 ADJUTANT GENERAL | 7,956.91 | .00 |
| 407 LAW ENFORCEMENT OFFICER STANDARDS & EDUCATION | 79.49 | .00 |
| 452 BUREAU OF LABOR STATISTICS | 438.02 | .00 |
| 465 INDUSTRIAL COMMISSION | 400.00 | .00 |
| 501 DEPARTMENT OF HEALTH | 343,023.20 | .00 |
| 518 WATER QUALITY BOARD | 22.75 | .00 |
| 551 DEPARTMENT OF AGRICULTURE | 672.73 | .00 |
| 554 TEXAS ANIMAL HEALTH COMMISSION | 8.51 | .00 |
| 555 AGRICULTURAL EXTENSION SERVICE | 196.00 | .00 |
| 556 AGRICULTURAL EXPERIMENT STATION | 5,514.03 | .00 |
| 576 FOREST SERVICE | 566.68 | .00 |
| 580 WATER DEVELOPMENT BOARD | 226.85 | .00 |
| 651 CORSICANA STATE HOME | 1,232.45 | .00 |

| | GROSS DISBURSEMENTS YEAR TO DATE | REFUND DISBURSEMENTS YEAR TO DATE |
|---|--|---|
| 999 EXPENDITURE REFUNDS APPLIED | | |
| 001 GENERAL REVENUE FUND | | |
| 652 WACO STATE HOME | 300.99 | .00 |
| 655 MENTAL HEALTH & MENTAL RETARDATION | 13,087.11 | .00 |
| 656 VERNON GERIATRIC CENTER | 272.55 | .00 |
| 657 AMARILLO CTR FOR HUMAN DEVELOPMENT | 29.60 | .00 |
| 658 BEAUMONT CTR FOR HUMAN DEVELOPMENT | 26.40 | .00 |
| 659 RIO GRANDE STATE CENTER MHMR | 420.45 | .00 |
| 660 DENTON STATE SCHOOL | 1,435.87 | .00 |
| 662 DALLAS MENTAL HEALTH CLINIC | 122.60 | .00 |
| 666 EAST TEXAS STATE CHEST HOSPITAL | 278.76 | .00 |
| 668 RICHMOND STATE SCHOOL | 2,073.11 | .00 |
| 669 LUFKIN STATE SCHOOL | 2,409.97 | .00 |
| 670 CORPUS CHRISTI STATE SCHOOL | 19.35 | .00 |
| 671 SAN ANGELO CENTER MHMR | 132.19 | .00 |
| 672 MEXIA STATE SCHOOL | 1,026.46 | .00 |
| 673 SAN ANTONIO STATE CHEST HOSPITAL | 1,223.30 | .00 |
| 674 KERRVILLE STATE HOSPITAL | 746.22 | .00 |
| 675 TRAVIS STATE SCHOOL | 1,142.86 | .00 |
| 676 ABILENE STATE SCHOOL | 667.68 | .00 |
| 677 AUSTIN STATE HOSPITAL | 4,180.99 | .00 |
| 678 AUSTIN STATE SCHOOL | 4,544.01 | .00 |
| 679 RUSK STATE HOSPITAL | 1,426.37 | .00 |
| 681 SAN ANTONIO STATE HOSPITAL | 144,338.32 | .00 |
| 682 TERRELL STATE HOSPITAL | 978.85 | .00 |
| 683 WICHITA FALLS STATE HOSPITAL | 841.09 | .00 |
| 684 HARLINGEN STATE CHEST SANATORIUM | 153.91 | .00 |
| 685 RESEARCH INSTITUTE OF MENTAL SCIENCES | 7,464.72 | .00 |
| 686 BIG SPRING STATE HOSPITAL | 481.24 | .00 |
| 687 LUBBOCK STATE SCHOOL | 287.60 | .00 |
| 690 WEST TEXAS CHILDRENS HOME | 84.90 | .00 |
| 691 GATESVILLE STATE SCHOOL FOR BOYS | 729.74 | .00 |
| 692 GAINESVILLE STATE SCHOOL FOR GIRLS | 227.85 | .00 |
| 693 CROCKETT STATE SCHOOL FOR GIRLS | 12.63 | .00 |
| 694 YOUTH COUNCIL | 55.30 | .00 |
| 695 MOUNT VIEW SCHOOL FOR BOYS | 247.60 | .00 |
| 696 DEPARTMENT OF CORRECTIONS | 65,023.03 | .00 |
| 697 BOARD OF PARDONS & PAROLES | 9.73 | .00 |
| 701 TEXAS EDUCATION AGENCY | 2,837.38 | .00 |
| 710 A & M UNIV SYSTEM ADMINISTRATION | 2,235.20 | .00 |
| 711 A & M UNIVERSITY MAIN UNIVERSITY | 22,881.77 | .00 |
| 712 ENGINEERING EXPERIMENT STATION & TRANSPR INST | 663.24 | .00 |
| 714 U OF T AT ARLINGTON | 9,960.21 | .00 |
| 715 PRAIRIE VIEW A & M COLLEGE | 624.12 | .00 |
| 718 TEXAS MARITIME ACADEMY | 262.11 | .00 |
| 719 TEXAS STATE TECHNICAL INSTITUTE | 2,619.13 | .00 |
| 732 A & I UNIVERSITY | 745.77 | .00 |
| 733 TEXAS TECHNOLOGICAL UNIV | 3,920.82 | .00 |
| 739 TEXAS TECH UNIVER SCHOOL OF MEDICINE | 163.25 | .00 |
| 751 EAST TEXAS STATE UNIV | 173.20 | .00 |
| 754 SOUTHWEST TEXAS STATE UNIV | 35.00 | .00 |

| | GROSS DISBURSEMENTS YEAR TO DATE | REFUND DISBURSEMENTS YEAR TO DATE |
|---|--|---|
| 999 EXPENDITURE REFUNDS APPLIED | | |
| 001 GENERAL REVENUE FUND | | |
| 755 S-F AUSTIN STATE UNIV | 1,694.44 | .00 |
| 781 COORDINATING BOARD COLLEGE & UNIV SYSTEM | 1,036.40 | .00 |
| 802 PARKS AND WILD LIFE DEPARTMENT | 122.84 | .00 |
| 808 HISTORICAL SURVEY COMMITTEE | 26.00 | .00 |
| 813 TEXAS FINE ARTS COMMISSION | 50.80 | .00 |
| FUND TOTAL | 805,687.70 | .00 |
| 002 AVAILABLE SCHOOL FUND | | |
| 701 TEXAS EDUCATION AGENCY | 2,858.07 | .00 |
| 006 STATE HIGHWAY FUND | | |
| 324 DEPARTMENT OF PUBLIC WELFARE | 3,736.06 | .00 |
| 327 EMPLOYEES RETIREMENT SYSTEM | 122,703.98 | .00 |
| 601 HIGHWAY DEPARTMENT | 571,781.76 | .00 |
| FUND TOTAL | 698,221.80 | .00 |
| 007 STATE BUILDING FUND | | |
| 309 BUILDING COMMISSION | 119.75 | .00 |
| 327 EMPLOYEES RETIREMENT SYSTEM | 372.46 | .00 |
| FUND TOTAL | 492.21 | .00 |
| 009 SPECIAL GAME & FISH FUND | | |
| 327 EMPLOYEES RETIREMENT SYSTEM | 472.25 | .00 |
| 802 PARKS AND WILD LIFE DEPARTMENT | 5,250.84 | .00 |
| FUND TOTAL | 5,723.09 | .00 |
| 011 AVAILABLE UNIVERSITY FUND | | |
| 721 UNIVERSITY OF TEXAS AT AUSTIN | 24.50 | .00 |
| 019 VITAL STATISTICS FUND | | |
| 327 EMPLOYEES RETIREMENT SYSTEM | 7,825.89 | .00 |
| 501 DEPARTMENT OF HEALTH | 197.33 | .00 |
| FUND TOTAL | 8,023.22 | .00 |
| 023 DEPARTMENT OF AGRICULTURE FUND | | |
| 327 EMPLOYEES RETIREMENT SYSTEM | 1,568.40 | .00 |
| 551 DEPARTMENT OF AGRICULTURE | 731.80 | .00 |
| FUND TOTAL | 2,300.20 | .00 |
| 026 UNEMPLOYMENT COMPENSATION ADMIN FUND | | |
| 322 EMPLOYMENT COMMISSION | 1,787.74 | .00 |
| 029 TRAFFIC SAFETY FUND | | |
| 327 EMPLOYEES RETIREMENT SYSTEM | 7.65 | .00 |
| 030 EDUCATION AGENCY DRIVER EDUCATION FUND | | |
| 701 TEXAS EDUCATION AGENCY | 5,755.99 | .00 |
| 033 SANITARIANS REGISTRATION AND LICENSE FUND | | |
| 327 EMPLOYEES RETIREMENT SYSTEM | 119.63 | .00 |
| 034 OPTOMETRY FUND | | |
| 327 EMPLOYEES RETIREMENT SYSTEM | 8.50 | .00 |
| 035 VETERINARY FUND | | |
| 327 EMPLOYEES RETIREMENT SYSTEM | 431.46 | .00 |
| 036 INSURANCE COMMISSION OPERATING FUND | | |
| 327 EMPLOYEES RETIREMENT SYSTEM | 316.87 | .00 |
| 454 BOARD OF INSURANCE | 114.27 | .00 |
| FUND TOTAL | 431.14 | .00 |
| 038 CENTRAL EDUCATION AGENCY PROGRAM FUND | | |
| 701 TEXAS EDUCATION AGENCY | 881,375.21 | .00 |

| | GROSS DISBURSEMENTS YEAR TO DATE | REFUND DISBURSEMENTS YEAR TO DATE |
|--|--|---|
| 039 COMMODITY DISTRIBUTION FUND | | |
| 324 DEPARTMENT OF PUBLIC WELFARE | 24.00 | .00 |
| 327 EMPLOYEES RETIREMENT SYSTEM | 1,723.49 | .00 |
| FUND TOTAL | 1,747.49 | .00 |
| 040 BARBER EXAMINERS FUND | | |
| 327 EMPLOYEES RETIREMENT SYSTEM | 934.70 | .00 |
| 047 A & M UNIV AVAILABLE FUND | | |
| 711 A & M UNIVERSITY MAIN UNIVERSITY | 126,270.80 | .00 |
| 052 VETERANS LAND BOARD FUND | | |
| 327 EMPLOYEES RETIREMENT SYSTEM | 1,330.00 | .00 |
| 055 MEDICAL REGISTRATION FUND | | |
| 327 EMPLOYEES RETIREMENT SYSTEM | 406.09 | .00 |
| 056 PROFESSIONAL ENGINEERS FUND | | |
| 327 EMPLOYEES RETIREMENT SYSTEM | 131.02 | .00 |
| 057 COUNTY & ROAD DISTRICT HIGHWAY FUND | | |
| 327 EMPLOYEES RETIREMENT SYSTEM | 533.57 | .00 |
| 059 SPECIAL BOAT FUND | | |
| 327 EMPLOYEES RETIREMENT SYSTEM | 444.74 | .00 |
| 061 COMMISSION FOR REHABILITATION OPERATING FUND | | |
| 330 COMMISSION FOR REHABILITATION | 163,271.52 | .00 |
| 062 COMPTROLLERS OPERATING FUND | | |
| 304 COMPTROLLER OF PUBLIC ACCOUNTS | 804.43 | .00 |
| 063 LAND & WATER RECREATION & SAFETY FUND | | |
| 327 EMPLOYEES RETIREMENT SYSTEM | 307.84 | .00 |
| 802 PARKS AND WILD LIFE DEPARTMENT | 1,460.07 | .00 |
| FUND TOTAL | 1,767.91 | .00 |
| 064 STATE PARKS FUND | | |
| 802 PARKS AND WILD LIFE DEPARTMENT | 1,636.66 | .00 |
| 065 LAND OFFICE SALE FEE FUND | | |
| 327 EMPLOYEES RETIREMENT SYSTEM | 701.43 | .00 |
| 072 ATTORNEY GENERAL OPERATING FUND | | |
| 327 EMPLOYEES RETIREMENT SYSTEM | 5,139.14 | .00 |
| 075 REGISTERED PUBLIC SURVEYORS FUND | | |
| 327 EMPLOYEES RETIREMENT SYSTEM | 313.87 | .00 |
| 080 LAND OFFICE PERMIT FEE FUND | | |
| 327 EMPLOYEES RETIREMENT SYSTEM | 5.00 | .00 |
| 085 INSURANCE AGENTS LICENSE FUND | | |
| 327 EMPLOYEES RETIREMENT SYSTEM | 1.00 | .00 |
| 086 DENTAL REGISTRATION FUND | | |
| 327 EMPLOYEES RETIREMENT SYSTEM | 275.96 | .00 |
| 088 BOARD OF COSMETOLOGISTS FUND | | |
| 327 EMPLOYEES RETIREMENT SYSTEM | 1,541.60 | .00 |
| 092 FEDERAL DISASTER FUND | | |
| 405 DEPARTMENT OF PUBLIC SAFETY | 3,236.24 | .00 |
| 094 WORKMENS COMPENSATION FUND | | |
| 327 EMPLOYEES RETIREMENT SYSTEM | 14,101.52 | .00 |
| 453 INDUSTRIAL ACCIDENT BOARD | 4.39 | .00 |
| FUND TOTAL | 14,105.91 | .00 |
| 097 LIQUOR ACT ENFORCEMENT FUND | | |
| 327 EMPLOYEES RETIREMENT SYSTEM | 1,690.69 | .00 |
| 458 ALCOHOLIC BEVERAGE COM | 954.54 | .00 |

GROSS
DISBURSEMENTS
YEAR TO DATE

REFUND
DISBURSEMENTS
YEAR TO DATE

| | GROSS DISBURSEMENTS YEAR TO DATE | REFUND DISBURSEMENTS YEAR TO DATE |
|---|--|---|
| FUND TOTAL | 2,645.23 | .00 |
| 099 OPERATORS & CHAUFFEURS FUND | | |
| 327 EMPLOYEES RETIREMENT SYSTEM | 52,186.59 | .00 |
| 100 TREASURY FISCAL AGENCY FUND | | |
| 327 EMPLOYEES RETIREMENT SYSTEM | 577.80 | .00 |
| 102 AIR CONTROL BOARD SPECIAL FUND | | |
| 327 EMPLOYEES RETIREMENT SYSTEM | 62.50 | .00 |
| 109 ARCHITECTS REGISTRATION FUND | | |
| 327 EMPLOYEES RETIREMENT SYSTEM | 92.29 | .00 |
| 112 EDUCATION AGENCY OPERATING FUND | | |
| 701 TEXAS EDUCATION AGENCY | 480.98 | .00 |
| 114 REAL ESTATE LICENSE FUND | | |
| 327 EMPLOYEES RETIREMENT SYSTEM | 2,150.65 | .00 |
| 329 REAL ESTATE COMMISSION | 20.86 | .00 |
| FUND TOTAL | 2,171.51 | .00 |
| 118 FEDERAL PUBLIC LIBRARY SERVICE FUND | | |
| 306 LIBRARY | 99.10 | .00 |
| 327 EMPLOYEES RETIREMENT SYSTEM | 1,756.25 | .00 |
| FUND TOTAL | 1,855.35 | .00 |
| 127 FEDERAL ECONOMIC OPPORTUNITY FUND | | |
| 301 GOVERNOR-EXECUTIVE | 7.04 | .00 |
| 129 HOSPITAL LICENSING FUND | | |
| 327 EMPLOYEES RETIREMENT SYSTEM | 406.36 | .00 |
| 134 FEDERAL OLDER AMERICANS FUND | | |
| 327 EMPLOYEES RETIREMENT SYSTEM | 88.40 | .00 |
| 140 CHIROPRACTIC EXAMINERS FUND | | |
| 327 EMPLOYEES RETIREMENT SYSTEM | 324.56 | .00 |
| 141 FEDERAL ADULT BLIND FUND | | |
| 318 COMMISSION FOR THE BLIND | 15,550.03 | .00 |
| 327 EMPLOYEES RETIREMENT SYSTEM | 718.20 | .00 |
| FUND TOTAL | 16,268.23 | .00 |
| 148 FEDERAL HEALTH EDUCATION & WELFARE FUND | | |
| 701 TEXAS EDUCATION AGENCY | 335,702.50 | .00 |
| 150 AIRCRAFT FUEL TAX FUND | | |
| 327 EMPLOYEES RETIREMENT SYSTEM | 158.60 | .00 |
| 461 AERONAUTIC COMMISSION | 351.54 | .00 |
| FUND TOTAL | 510.14 | .00 |
| 152 ESCHEAT EXPENSE & REINBURSEMENT FD | | |
| 327 EMPLOYEES RETIREMENT SYSTEM | 849.85 | .00 |
| 153 WATER QUALITY FUND | | |
| 327 EMPLOYEES RETIREMENT SYSTEM | 84.00 | .00 |
| 518 WATER QUALITY BOARD | 3.00 | .00 |
| FUND TOTAL | 87.00 | .00 |
| 155 RAILROAD COMMISSION OPERATING FUND | | |
| 327 EMPLOYEES RETIREMENT SYSTEM | 2,074.52 | .00 |
| 455 RAILROAD COMMISSION | 117.54 | .00 |
| FUND TOTAL | 2,192.06 | .00 |
| 156 INDUSTRIAL REVOLVING FUND | | |
| 327 EMPLOYEES RETIREMENT SYSTEM | 522.80 | .00 |
| 696 DEPARTMENT OF CORRECTIONS | 1,423.54 | .00 |
| FUND TOTAL | 1,946.34 | .00 |

| | GROSS DISBURSEMENTS YEAR TO DATE | REFUND DISBURSEMENTS YEAR TO DATE |
|--|--|---|
| 164 CONSERVATORS EXPENSE FUND | | |
| 327 EMPLOYEES RETIREMENT SYSTEM | 560.00 | .00 |
| 166 WELFARE ADMINISTRATION OPERATING FUND | | |
| 324 DEPARTMENT OF PUBLIC WELFARE | 24,820.80 | .00 |
| 327 EMPLOYEES RETIREMENT SYSTEM | 13,122.75 | .00 |
| FUND TOTAL | 37,943.55 | .00 |
| 167 WELFARE ASSISTANCE OPERATING FUND | | |
| 324 DEPARTMENT OF PUBLIC WELFARE | 5,678,630.58 | .00 |
| 168 WELFARE ASSISTANCE FUND | | |
| 324 DEPARTMENT OF PUBLIC WELFARE | 6,808,113.31 | .00 |
| 171 FEDERAL SCHOOL LUNCH FUND | | |
| 701 TEXAS EDUCATION AGENCY | 23,545.12 | .00 |
| 185 A & M UNIV WORKMENS COMP INS FUND | | |
| 710 A & M UNIV SYSTEM ADMINISTRATION | 1,972.55 | .00 |
| 220 BASIC SCIENCE EXAMINATION FUND | | |
| 327 EMPLOYEES RETIREMENT SYSTEM | 574.15 | .00 |
| 222 DEPT PUBLIC SAFETY FEDERAL FUND | | |
| 327 EMPLOYEES RETIREMENT SYSTEM | 66.62 | .00 |
| 223 FEDERAL LAND AND WATER CONSERVATION FUND | | |
| 327 EMPLOYEES RETIREMENT SYSTEM | 54.40 | .00 |
| 802 PARKS AND WILD LIFE DEPARTMENT | 10.65 | .00 |
| FUND TOTAL | 65.05 | .00 |
| 224 GOVERNORS OFFICE FEDERAL PROJECTS FUND | | |
| 301 GOVERNOR-EXECUTIVE | 302,507.71 | .00 |
| 327 EMPLOYEES RETIREMENT SYSTEM | 336.36 | .00 |
| FUND TOTAL | 302,844.07 | .00 |
| 226 PAN AMERICAN UNIV CURRENT FUND | | |
| 736 PAN AMERICAN UNIVERSITY | 926.94 | .00 |
| 242 A & M UNIV CURRENT FUND | | |
| 711 A & M UNIVERSITY MAIN UNIVERSITY | 18,756.59 | .00 |
| 244 UT AT ARLINGTON CURRENT FUND | | |
| 714 U OF T AT ARLINGTON | 1,155.84 | .00 |
| 245 PRAIRIE VIEW A & M COLLEGE CURRENT FUND | | |
| 715 PRAIRIE VIEW A & M COLLEGE | 885.22 | .00 |
| 255 TEXAS TECHNOLOGICAL UNIV CURRENT FUND | | |
| 733 TEXAS TECHNOLOGICAL UNIV | 309.13 | .00 |
| 257 EAST TEXAS STATE UNIV CURRENT FUND | | |
| 751 EAST TEXAS STATE UNIV | 73.75 | .00 |
| 260 SOUTHWEST TEXAS UNIV CURRENT FUND | | |
| 754 SOUTHWEST TEXAS STATE UNIV | 6,101.61 | .00 |
| 266 VOCATIONAL NURSE EXAMINERS FUND | | |
| 327 EMPLOYEES RETIREMENT SYSTEM | 101.72 | .00 |
| 272 BOARD OF CORRECTIONS MINERAL FUND | | |
| 327 EMPLOYEES RETIREMENT SYSTEM | 338.20 | .00 |
| 273 FEDERAL HEALTH FUND | | |
| 327 EMPLOYEES RETIREMENT SYSTEM | 5,918.80 | .00 |
| 501 DEPARTMENT OF HEALTH | 328,804.83 | .00 |
| FUND TOTAL | 334,723.63 | .00 |
| 274 MOTOR VEHICLE INSPECTION FUND | | |
| 405 DEPARTMENT OF PUBLIC SAFETY | 1,946.72 | .00 |
| 275 TEXAS MARITIME ACADEMY CURRENT FUND | | |
| 718 TEXAS MARITIME ACADEMY | 55.32 | .00 |

GROSS
DISBURSEMENTS
YEAR TO DATEREFUND
DISBURSEMENTS
YEAR TO DATE415 VETERANS LAND BOND DIV D SER 1971
328 VETERANS LAND BOARD

110.00

.00

CODE TOTAL

16,376,101.59

.00

GRAND TOTAL

5,192,726,461.35

16,376,101.59

**OTHER SUMMARIES
& STATEMENTS**

SUMMARY CASH TRANSACTIONS AND BALANCES

| | | NET CASH BALANCE 9-1-70 | GROSS RECEIPTS | GROSS DISBURSEMENTS | NET CASH BALANCE 8-31-71 |
|---|---|-------------------------------|-------------------|------------------------|--------------------------------|
| GROUP 1: GENERAL STATE OPERATING AND DISBURSING FUNDS | | | | | |
| 1 | GENERAL REVENUE FUND | 152,855,673.74- | 1,104,368,635.26- | 1,139,898,485.26 | 115,083,866.45- |
| | REFUNDS PAID | | 3,047,644.99- | 805,687.70 | |
| 4 | PAN AMERICAN UNIV MINERAL FUND | 2,659.00- | 526.35- | .00 | 3,185.35- |
| | REFUNDS PAID | | .00 | .00 | |
| 9 | SPECIAL GAME & FISH FUND | 7,001,287.51- | 10,719,384.65- | 11,333,860.55 | 6,287,984.66- |
| | REFUNDS PAID | | 104,550.04- | 5,723.09 | |
| 10 | MOTOR VEHICLE INSURANCE FUND | 178,106.13- | 281,733.83- | 245,054.94 | 214,785.02- |
| | REFUNDS PAID | | .00 | .00 | |
| 12 | BUILDING CONSTRUCTION PLANNING FUND | 261,520.48- | 66,653.00- | 92,685.67 | 235,487.81- |
| | REFUNDS PAID | | .00 | .00 | |
| 13 | FIRE INSURANCE FUND | 1,834,179.44- | 1,782,204.77- | 1,970,000.00 | 1,646,384.21- |
| | REFUNDS PAID | | .00 | .00 | |
| 14 | COMPENSATION INSURANCE FUND | 757,405.47- | 757,649.77- | 830,000.00 | 685,055.24- |
| | REFUNDS PAID | | .00 | .00 | |
| 19 | VITAL STATISTICS FUND | 118,049.40- | 493,727.82- | 544,234.04 | 36,136.03- |
| | REFUNDS PAID | | 39,430.37- | 8,023.22 | |
| 23 | DEPARTMENT OF AGRICULTURE FUND | 136,617.83- | 1,078,805.74- | 1,025,653.01 | 192,070.76- |
| | REFUNDS PAID | | .00 | 2,300.20 | |
| 24 | PSYCHOLOGISTS LICENSING FUND | 21,978.05- | 50,602.30- | 64,389.01 | 8,191.34- |
| | REFUNDS PAID | | .00 | .00 | |
| 27 | OLD AGE ASSISTANCE FUND | .00 | .00 | .00 | .00 |
| | REFUNDS PAID | | .00 | .00 | |
| 29 | TRAFFIC SAFETY FUND | 999,543.93- | 7,655,366.30- | 5,520,353.08 | 3,134,564.80- |
| | REFUNDS PAID | | .00 | 7.65 | |
| 30 | EDUCATION AGENCY DRIVER EDUCATION FUND | 2,789,777.66- | 2,763,989.89- | 5,104,697.44 | 454,826.10- |
| | REFUNDS PAID | | .00 | 5,755.99 | |
| 31 | TEXAS PARKS FUND | .00 | 1,902,824.80- | .00 | 1,902,824.80- |
| | REFUNDS PAID | | .00 | .00 | |
| 32 | YOUTH COUNCIL MINERAL FUND | 1,371.58- | 145.79- | .00 | 1,517.37- |
| | REFUNDS PAID | | .00 | .00 | |
| 33 | SANITARIANS REGISTRATION AND LICENSE FUND | 318.79- | 5,014.40- | 4,908.70 | 544.12- |
| | REFUNDS PAID | | .00 | 119.63 | |
| 34 | OPTOMETRY FUND | 26,140.53- | 60,522.64- | 56,013.80 | 30,657.87- |
| | REFUNDS PAID | | .00 | 8.50 | |
| 35 | VETERINARY FUND | 34,235.29- | 49,013.25- | 44,541.63 | 39,138.37- |
| | REFUNDS PAID | | .00 | 431.46 | |
| 36 | INSURANCE COMMISSION OPERATING FUND | 1,090,556.09- | 5,172,013.02- | 5,739,360.50 | 523,639.75- |
| | REFUNDS PAID | | .00 | 431.14 | |
| 38 | CENTRAL EDUCATION AGENCY PROGRAM FUND | 1,664,810.99- | 86,032,963.73- | 88,504,067.87 | 75,082.06- |
| | REFUNDS PAID | | .00 | 881,375.21 | |
| 39 | COMMODITY DISTRIBUTION FUND | 882,514.34- | 5,181,085.16- | 4,823,744.07 | 865,403.45- |
| | REFUNDS PAID | | 376,199.47- | 1,747.49 | |
| 40 | BARBER EXAMINERS FUND | 89,534.24- | 181,326.76- | 236,491.82 | 35,303.88- |
| | REFUNDS PAID | | .00 | 934.70 | |
| 41 | BOARD OF WATER ENGINEERS FUND | 276,119.54- | 612,151.54- | 657,051.18 | 231,219.90- |
| | REFUNDS PAID | | .00 | .00 | |

SUMMARY CASH TRANSACTIONS AND BALANCES

| | NET CASH BALANCE 9-1-70 | GROSS RECEIPTS | GROSS DISBURSEMENTS | NET CASH BALANCE 8-31-71 |
|---|-------------------------------|-------------------|------------------------|--------------------------------|
| 52 VETERANS LAND BOARD FUND | 269,835.99- | 131,159.50- | 23,930.00 | 378,395.49- |
| REFUNDS PAID | | .00 | 1,330.00 | |
| 54 INSURANCE EXAMINATION FUND | 734,350.68- | 1,447,292.77- | 1,760,000.00 | 421,643.45- |
| REFUNDS PAID | | .00 | .00 | |
| 55 MEDICAL REGISTRATION FUND | 200,184.57- | 199,892.09- | 184,836.75 | 215,646.00- |
| REFUNDS PAID | | .00 | 406.09 | |
| 56 PROFESSIONAL ENGINEERS FUND | 38,251.53- | 283,979.51- | 191,929.72 | 130,432.34- |
| REFUNDS PAID | | .00 | 131.02 | |
| 58 FEED CONTROL FUND | 155,490.79- | 702,827.64- | 686,588.23 | 171,730.20- |
| REFUNDS PAID | | .00 | .00 | |
| 59 SPECIAL BOAT FUND | 1,864,900.88- | 279,430.81- | 506,764.73 | 1,638,001.20- |
| REFUNDS PAID | | 10.50- | 444.74 | |
| 61 COMMISSION FOR REHABILITATION OPERATING FUND | 350,782.48- | 35,624,593.22- | 35,513,640.61 | 625,006.61- |
| REFUNDS PAID | | .00 | 163,271.52 | |
| 62 COMPTROLLERS OPERATING FUND | 943,242.07- | 14,111,161.87- | 12,628,139.89 | 2,427,068.48- |
| REFUNDS PAID | | .00 | 804.43 | |
| 63 LAND & WATER RECREATION & SAFETY FUND | 1,145,713.46- | 1,791,048.02- | 1,686,140.22 | 1,252,389.17- |
| REFUNDS PAID | | .00 | 1,767.91 | |
| 64 STATE PARKS FUND | 760,610.93- | 929,017.52- | 899,175.12 | 792,089.99- |
| REFUNDS PAID | | .00 | 1,636.66 | |
| 65 LAND OFFICE SALE FEE FUND | 236,116.36- | 81,653.09- | 172,943.34 | 145,527.54- |
| REFUNDS PAID | | .00 | 701.43 | |
| 67 CONFISCATED LIQUOR FUND | 45,063.04- | 1,668.68- | 4,647.49 | 42,084.23- |
| REFUNDS PAID | | .00 | .00 | |
| 69 BOARD OF LANDSCAPE ARCHITECTS FUND | 14,505.03- | 20,666.10- | 16,446.93 | 18,724.20- |
| REFUNDS PAID | | .00 | .00 | |
| 70 BICENTENNIAL FUND | 21,678.20- | 16,850.28- | 34,907.44 | 3,621.04- |
| REFUNDS PAID | | .00 | .00 | |
| 72 ATTORNEY GENERAL OPERATING FUND | 426,340.88- | 889,973.11- | 1,114,004.97 | 207,448.16- |
| REFUNDS PAID | | .00 | 5,139.14 | |
| 75 REGISTERED PUBLIC SURVEYORS FUND | 16,795.73- | 20,089.42- | 17,934.65 | 19,264.37- |
| REFUNDS PAID | | .00 | 313.87 | |
| 76 PREPAID FUNERAL CONTRACT FUND | 4,903.98- | 15,405.00- | 15,515.36 | 4,793.62- |
| REFUNDS PAID | | .00 | .00 | |
| 80 LAND OFFICE PERMIT FEE FUND | 298,574.55- | 48,940.00- | 79,907.66 | 267,611.89- |
| REFUNDS PAID | | .00 | 5.00 | |
| 82 MOBILE HOME STANDARDS FUND | .00 | .00 | .00 | .00 |
| REFUNDS PAID | | .00 | .00 | |
| 83 DONATED COMMODITY DISTRIBUTION FUND | 13,746.76- | 14,496.49- | 5,420.85 | 22,822.40- |
| REFUNDS PAID | | .00 | .00 | |
| 85 INSURANCE AGENTS LICENSE FUND | 241,311.26- | 714,778.52- | 547,988.60 | 408,102.18- |
| REFUNDS PAID | | .00 | 1.00 | |
| 86 DENTAL REGISTRATION FUND | 95,711.30- | 88,470.96- | 76,515.39 | 107,942.83- |
| REFUNDS PAID | | .00 | 275.96 | |
| 88 BOARD OF COSMETOLOGISTS FUND | 888,130.98- | 239,718.22- | 500,354.66 | 148,999.70- |
| REFUNDS PAID | | 600.00- | 1,541.60 | |
| 89 YOUTH DEVELOPMENT FUND | 579.06- | .00 | .00 | 579.06- |
| REFUNDS PAID | | .00 | .00 | |
| 93 MANAGING GENERAL AGENTS FUND | 5,020.98- | 9,130.00- | 7,000.00 | 7,150.98- |
| REFUNDS PAID | | .00 | .00 | |

SUMMARY CASH TRANSACTIONS AND BALANCES

| | NET CASH BALANCE 9-1-70 | GROSS RECEIPTS | GROSS DISBURSEMENTS | NET CASH BALANCE 8-31-71 |
|---|-------------------------------|-------------------|------------------------|--------------------------------|
| 94 WORKMENS COMPENSATION FUND | 270,429.68- | 738,258.55- | 538,155.41 | 484,638.73- |
| REFUNDS PAID | | .00 | 14,105.91 | |
| 95 A & M UNIV MINERAL INVESTMENT FUND | 2,384.00- | 4,055.32- | 6,025.00 | 414.32- |
| REFUNDS PAID | | .00 | .00 | |
| 96 A & M UNIV MINERAL INCOME FUND | 4,330.36- | 38,981.64- | 31,058.69 | 12,253.31- |
| REFUNDS PAID | | .00 | .00 | |
| 97 LIQUOR ACT ENFORCEMENT FUND | 408,026.38- | 5,527,026.40- | 5,205,183.85 | 361,889.19- |
| REFUNDS PAID | | 370,624.97- | 2,645.23 | |
| 99 OPERATORS & CHAUFFEURS FUND | 856,039.49- | 8,363,860.97- | 7,290,642.49 | 1,981,444.56- |
| REFUNDS PAID | | .00 | 52,186.59 | |
| 100 TREASURY FISCAL AGENCY FUND | 1,812.91- | 11,301.17- | 9,233.79 | 4,458.09- |
| REFUNDS PAID | | .00 | 577.80 | |
| 101 STATE DISABLED ASSISTANCE FUND | .00 | .00 | .00 | .00 |
| REFUNDS PAID | | .00 | .00 | |
| 102 AIR CONTROL BOARD SPECIAL FUND | 7,962.07- | 268,117.50- | 172,483.41 | 103,658.66- |
| REFUNDS PAID | | .00 | 62.50 | |
| 103 CREDIT INSURANCE FUND | 297,555.18- | 92,000.00- | 60,500.00 | 329,055.18- |
| REFUNDS PAID | | .00 | .00 | |
| 109 ARCHITECTS REGISTRATION FUND | 91,227.43- | 52,265.14- | 51,778.41 | 91,806.45- |
| REFUNDS PAID | | .00 | 92.29 | |
| 112 EDUCATION AGENCY OPERATING FUND | 870,093.67- | 9,102,401.30- | 9,333,201.31 | 639,774.64- |
| REFUNDS PAID | | .00 | 480.98 | |
| 113 MUTUAL ASSESSMENT FUND | .00 | 2,256.00- | 2,256.00 | .00 |
| REFUNDS PAID | | .00 | .00 | |
| 114 REAL ESTATE LICENSE FUND | 216,471.13- | 521,091.34- | 439,755.62 | 299,978.36- |
| REFUNDS PAID | | .00 | 2,171.51 | |
| 115 INSURANCE FEE FUND | 1,570,219.35- | 782,303.86- | 500,000.00 | 1,852,523.21- |
| REFUNDS PAID | | .00 | .00 | |
| 119 FIRE WORKS LICENSE FUND | 17,371.34- | 24,732.52- | 33,000.00 | 9,103.86- |
| REFUNDS PAID | | .00 | .00 | |
| 121 BLIND ASSISTANCE FUND | .00 | .00 | .00 | .00 |
| REFUNDS PAID | | .00 | .00 | |
| 122 CHILDREN ASSISTANCE FUND | .00 | .00 | .00 | .00 |
| REFUNDS PAID | | .00 | .00 | |
| 123 WATER BOARD PLANNING FUND | 13,477.38- | 112,552.30- | 104,868.68 | 21,161.00- |
| REFUNDS PAID | | .00 | .00 | |
| 124 LCL RECORDING AGTS AND SLSTRS LCNS FUND | .00 | 111,522.61- | 103,000.00 | 8,522.61- |
| REFUNDS PAID | | .00 | .00 | |
| 129 HOSPITAL LICENSING FUND | 17,888.94- | 49,568.86- | 64,134.65 | 3,729.51- |
| REFUNDS PAID | | .00 | 406.36 | |
| 133 ECONOMIC OPPORTUNITY FUND-WELFARE | .00 | .00 | .00 | .00 |
| REFUNDS PAID | | .00 | .00 | |
| 140 CHIROPRACTIC EXAMINERS FUND | 13,328.92- | 26,841.52- | 28,438.31 | 12,056.69- |
| REFUNDS PAID | | .00 | 324.56 | |
| 149 MEDICAL ASSISTANCE FUND | .00 | .00 | .00 | .00 |
| REFUNDS PAID | | .00 | .00 | |
| 150 AIRCRAFT FUEL TAX FUND | 674,678.08- | 621,849.21- | 773,879.80 | 523,157.63- |
| REFUNDS PAID | | .00 | 510.14 | |
| 152 ESCHEAT EXPENSE & REINBURSEMENT FD | 200,815.15- | 59,731.39- | 54,040.40 | 201,818.77- |
| REFUNDS PAID | | 5,537.22- | 849.85 | |

SUMMARY CASH TRANSACTIONS AND BALANCES

| | NET CASH BALANCE 9-1-70 | GROSS RECEIPTS | GROSS DISBURSEMENTS | NET CASH BALANCE 8-31-71 |
|---|-------------------------------|-------------------|------------------------|--------------------------------|
| 153 WATER QUALITY FUND | 432,387.07- | 472,874.71- | 476,069.80 | 429,278.98- |
| REFUNDS PAID | | .00 | 87.00 | |
| 154 TEXAS A & I SPECIAL MINERAL FUND | 52,359.82- | 9,065.56- | 5,805.00 | 55,620.38- |
| REFUNDS PAID | | .00 | .00 | |
| 155 RAILROAD COMMISSION OPERATING FUND | 800,175.54- | 4,018,355.82- | 4,368,110.84 | 452,612.58- |
| REFUNDS PAID | | .00 | 2,192.06 | |
| 156 INDUSTRIAL REVOLVING FUND | 1,008,189.69- | 6,555,756.48- | 6,714,799.10 | 851,093.41- |
| REFUNDS PAID | | .00 | 1,946.34 | |
| 157 ALABAMA-COUSAATTA MINERAL FUND | 4.22- | .00 | .00 | 4.22- |
| REFUNDS PAID | | .00 | .00 | |
| 158 WATER RIGHTS ADMINISTRATION FUND | 3.33- | 64,772.65- | 21,116.55 | 43,659.43- |
| REFUNDS PAID | | .00 | .00 | |
| 161 CASUALTY INSURANCE FUND | 139,219.70- | 160,002.12- | 160,000.00 | 139,221.82- |
| REFUNDS PAID | | .00 | .00 | |
| 162 TITLE INSURANCE FUND | 30,451.53- | 55,537.67- | 50,000.00 | 35,989.20- |
| REFUNDS PAID | | .00 | .00 | |
| 164 CONSERVATORS EXPENSE FUND | 24,779.37- | 51,135.27- | 51,474.64 | 25,000.00- |
| REFUNDS PAID | | .00 | 560.00 | |
| 165 UNEMPLOYMENT COMPENSATION ADMIN FUND | 1,274,344.38- | 948,806.78- | 1,416,115.25 | 802,604.72- |
| REFUNDS PAID | | 4,431.19- | .00 | |
| 166 WELFARE ADMINISTRATION OPERATING FUND | 2,642,248.67- | 41,218,638.44- | 39,305,644.88 | 4,593,151.28- |
| REFUNDS PAID | | 34.50- | 37,943.55 | |
| 167 WELFARE ASSISTANCE OPERATING FUND | 425,110.23- | 350,081,214.14- | 344,266,126.33 | 11,918,828.62- |
| REFUNDS PAID | | .00 | 5,678,630.58 | |
| 168 WELFARE ASSISTANCE FUND | 1,650,372.56- | 278,483,926.03- | 286,942,411.90 | .00 |
| REFUNDS PAID | | .00 | 6,808,113.31 | |
| 180 BURIAL ASSOCIATION RATE FUND | 19,115.70- | 2,803.02- | 3,000.00 | 18,918.72- |
| REFUNDS PAID | | .00 | .00 | |
| 189 FARM TO MARKET ROAD FUND | .00 | .00 | .00 | .00 |
| REFUNDS PAID | | .00 | .00 | |
| 193 FOUNDATION SCHOOL FUND | .00 | 125,281,290.53- | 125,251,862.36 | 29,428.17- |
| REFUNDS PAID | | .00 | .00 | |
| 220 BASIC SCIENCE EXAMINATION FUND | 128,286.47- | 50,101.14- | 37,895.22 | 141,066.54- |
| REFUNDS PAID | | .00 | 574.15 | |
| 225 UNIVERSITY OF HOUSTON CURRENT FUND | 140,382.55- | 4,711,878.02- | 4,501,095.36 | 351,165.21- |
| REFUNDS PAID | | .00 | .00 | |
| 226 PAN AMERICAN UNIV CURRENT FUND | 225,353.01- | 680,436.32- | 681,718.04 | 224,998.23- |
| REFUNDS PAID | | .00 | 926.94 | |
| 227 ANGELO STATE UNIV CURRENT FUND | 253,570.60- | 502,728.46- | 588,862.57 | 162,585.79- |
| REFUNDS PAID | | 4,850.70- | .00 | |
| 234 A & M UNIVERSITY SYSTEM CURRENT FUND | 571.68- | .00 | 287.66- | 859.34- |
| REFUNDS PAID | | .00 | .00 | |
| 237 TEXAS STATE TECHNICAL INSTITUTE FUND | 109,363.58- | 296,314.11- | 350,961.71 | 54,661.98- |
| REFUNDS PAID | | 54.00- | .00 | |
| 238 UT OF DALLAS CURRENT FUND | .00 | 9,325.50- | 7,484.50 | 1,841.00- |
| REFUNDS PAID | | .00 | .00 | |
| 240 A & M EXPERIMENT STATION CURRENT FUND | 149,240.14- | 60,125.00- | 44,257.45 | 165,107.69- |
| REFUNDS PAID | | .00 | .00 | |
| 242 A & M UNIV CURRENT FUND | 518,321.18- | 2,630,776.55- | 2,885,744.05 | 208,274.97- |
| REFUNDS PAID | | 73,835.30- | 18,756.59 | |

SUMMARY CASH TRANSACTIONS AND BALANCES

| | NET CASH BALANCE 9-1-70 | GROSS RECEIPTS | GROSS DISBURSEMENTS | NET CASH BALANCE 8-31-71 |
|--|-------------------------------|-------------------|------------------------|--------------------------------|
| 243 TARLETON COLLEGE CURRENT FUND | 308,386.96- | 501,812.65- | 560,603.82 | 245,177.48- |
| REFUNDS PAID | | 4,418.31- | .00 | |
| 244 UT AT ARLINGTON CURRENT FUND | 610,341.38- | 1,565,661.92- | 1,835,664.42 | 311,499.74- |
| REFUNDS PAID | | 29,994.98- | 1,155.84 | |
| 245 PRAIRIE VIEW A & M COLLEGE CURRENT FUND | 384,360.10- | 483,163.49- | 497,010.69 | 366,486.45- |
| REFUNDS PAID | | 4,911.67- | 885.22 | |
| 247 TEXAS SOUTHERN UNIVERSITY CURRENT FUND | 125,636.68- | 995,777.51- | 898,008.35 | 213,993.99- |
| REFUNDS PAID | | 9,411.85- | .00 | |
| 248 UNIV OF TEXAS AT AUSTIN CURRENT FUND | 191,705.69- | 7,346,058.70- | 4,614,498.49 | 2,919,002.25- |
| REFUNDS PAID | | 4,263.65- | .00 | |
| 250 UT AT EL PASO CURRENT FUND | 67,339.31- | 1,882,883.29- | 1,655,862.93 | 294,359.67- |
| REFUNDS PAID | | .00 | .00 | |
| 253 TEXAS WOMANS UNIVERSITY CURRENT FUND | 193,480.17- | 900,728.39- | 1,035,716.49 | 58,492.07- |
| REFUNDS PAID | | .00 | .00 | |
| 254 A & I UNIV CURRENT FUND | 550,281.07- | 1,278,046.53- | 977,494.17 | 820,740.55- |
| REFUNDS PAID | | 30,092.88- | .00 | |
| 255 TEXAS TECHNOLOGICAL UNIV CURRENT FUND | 1,949,716.47- | 3,655,283.43- | 3,550,882.29 | 2,018,090.09- |
| REFUNDS PAID | | 36,336.65- | 309.13 | |
| 256 LAMAR UNIVERSITY CURRENT FUND | 940,048.36- | 1,659,822.02- | 1,998,358.39 | 583,840.40- |
| REFUNDS PAID | | 17,671.59- | .00 | |
| 257 EAST TEXAS STATE UNIV CURRENT FUND | 1,674,391.38- | 1,499,935.54- | 1,698,006.40 | 1,462,921.73- |
| REFUNDS PAID | | 13,472.54- | 73.75 | |
| 258 NORTH TEXAS STATE UNIV CURRENT FUND | 53,818.66- | 3,094,359.62- | 3,102,366.30 | 33,171.45- |
| REFUNDS PAID | | 12,640.53- | .00 | |
| 259 SAM HOUSTON UNIV CURRENT FUND | 349,182.94- | 1,390,189.16- | 1,242,923.89 | 494,894.81- |
| REFUNDS PAID | | 1,553.40- | .00 | |
| 260 SOUTHWEST TEXAS UNIV CURRENT FUND | 990,772.85- | 1,570,914.98- | 1,631,793.95 | 917,505.83- |
| REFUNDS PAID | | 18,489.66- | 6,101.61 | |
| 261 STEPHEN F AUSTIN UNIV CURRENT FUND | 399,809.55- | 1,278,220.59- | 1,352,632.51 | 325,397.63- |
| REFUNDS PAID | | .00 | .00 | |
| 262 SUL ROSS UNIV CURRENT FUND | 98,751.60- | 446,963.36- | 454,874.43 | 87,465.63- |
| REFUNDS PAID | | 3,374.90- | .00 | |
| 263 WEST TEXAS STATE UNIV CURRENT FUND | 204,669.49- | 1,511,301.54- | 1,436,607.72 | 273,069.46- |
| REFUNDS PAID | | 6,293.85- | .00 | |
| 264 MIDWESTERN UNIVERSITY CURRENT FUND | 369,547.90- | 600,883.31- | 635,420.95 | 327,214.77- |
| REFUNDS PAID | | 7,795.49- | .00 | |
| 265 NATIONAL GUARD ARMORY BOARD MINERAL FUND | 6,538.93- | 49.25- | 4,190.22 | 2,397.96- |
| REFUNDS PAID | | .00 | .00 | |
| 266 VOCATIONAL NURSE EXAMINERS FUND | 121,254.76- | 135,496.53- | 124,657.25 | 132,195.76- |
| REFUNDS PAID | | .00 | 101.72 | |
| 267 PARKS BOARD MINERAL FUND | 8,137.01- | 7,033.84- | 7,158.87 | 8,011.98- |
| REFUNDS PAID | | .00 | .00 | |
| 270 HOSPITALS & SPECIAL SCHOOLS MINERAL FUND | 27,573.96- | 967.77- | .00 | 28,541.73- |
| REFUNDS PAID | | .00 | .00 | |
| 272 BOARD OF CORRECTIONS MINERAL FUND | 1,067,315.56- | 274,154.27- | 325,479.71 | 1,016,328.32- |
| REFUNDS PAID | | .00 | 338.20 | |
| 274 MOTOR VEHICLE INSPECTION FUND | 5,365,586.21- | 6,180,668.01- | 10,412,562.77 | 994,317.67- |
| REFUNDS PAID | | 141,320.50- | 1,946.72 | |
| 275 TEXAS MARITIME ACADEMY CURRENT FUND | 68,906.74- | 112,023.10- | 58,680.64 | 122,102.52- |
| REFUNDS PAID | | 202.00- | 55.32 | |

SUMMARY CASH TRANSACTIONS AND BALANCES

| | NET CASH BALANCE 9-1-70 | GROSS RECEIPTS | GROSS DISBURSEMENTS | NET CASH BALANCE 8-31-71 |
|---|-------------------------------|-------------------|------------------------|--------------------------------|
| 277 WEST TEXAS STATE UNIV MINERAL FUND REFUNDS PAID | 40.66- | .00- | .00- | 40.66- |
| 412 MIDWESTERN UNIV SPECIAL MINERAL FUND REFUNDS PAID | 570.41- | 1,282.41- | .00 | 1,852.82- |
| TOTAL GROUP 01 REFUNDS PAID | 211,480,368.80- | 2,167,629,410.28- | 2,206,413,684.54 | 182,851,474.94- |
| | | 4,370,047.70- | 14,525,428.10 | |
| GROUP 2: CONSTITUTIONAL FUNDS EXPENDABLE FOR SPECIFIC PURPOSES | | | | |
| 2 AVAILABLE SCHOOL FUND REFUNDS PAID | 6,957,486.21- | 298,636,106.01- | 290,167,764.37 | 15,428,685.92- |
| 3 TEXTBOOK FUND REFUNDS PAID | 294,368.17- | 18,335,040.15- | 2,858.07 | 267,348.23- |
| 5 CONFEDERATE PENSION FUND REFUNDS PAID | 2,296,406.77- | 330,206.74- | 94,780.00 | 2,531,833.51- |
| 6 STATE HIGHWAY FUND REFUNDS PAID | 122,733,172.75- | 704,373,937.06- | 708,298,636.50 | 119,506,695.11- |
| 7 STATE BUILDING FUND REFUNDS PAID | 3,338,647.50- | 7,548,328.94- | 7,738,672.52 | 3,148,796.13- |
| 11 AVAILABLE UNIVERSITY FUND REFUNDS PAID | 9,012,664.25- | 13,860,580.62- | 13,545,565.93 | 9,327,703.44- |
| 15 AVAILABLE LUNATIC ASYLUM FUND REFUNDS PAID | .00 | .00 | .00 | .00 |
| 16 AVAILABLE DEAF & DUMB INSTITUTE FUND REFUNDS PAID | .00 | .00 | .00 | .00 |
| 17 AVAILABLE BLIND INSTITUTE FUND REFUNDS PAID | .00 | .00 | .00 | .00 |
| 18 AVAILABLE ORPHANS HOME FUND REFUNDS PAID | .00 | .00 | .00 | .00 |
| 47 A & M UNIV AVAILABLE FUND REFUNDS PAID | 13,208,698.90- | 6,129,174.42- | 7,644,199.17 | 11,819,944.95- |
| 57 COUNTY & ROAD DISTRICT HIGHWAY FUND REFUNDS PAID | 7,670,671.92- | 18,916,827.63- | 18,937,470.34 | 7,650,562.78- |
| 190 VETERANS LAND FUND DIVISION A REFUNDS PAID | 43,403.63- | 2,379,545.37- | 2,397,871.66 | 25,077.34- |
| 194 TARLETON COLLEGE BUILDING FUND REFUNDS PAID | 285.21- | 661.06- | .00 | 946.27- |
| 195 UT AT ARLINGTON BUILDING FUND REFUNDS PAID | 301.60- | 713.02- | 309.32 | 705.30- |
| 196 TEXAS WOMANS UNIVERSITY BUILDING FUND REFUNDS PAID | 1,572.78- | 1,346.11- | 585.99 | 2,332.90- |
| 197 A & I UNIVERSITY BUILDING FUND REFUNDS PAID | 233.43- | 544.18- | 233.43 | 544.18- |
| 198 UT AT EL PASO BUILDING FUND REFUNDS PAID | 945.43- | 565.93- | .00 | 1,511.36- |

SUMMARY CASH TRANSACTIONS AND BALANCES

| | NET CASH BALANCE 9-1-70 | GROSS RECEIPTS | GROSS DISBURSEMENTS | NET CASH BALANCE 8-31-71 |
|--|-------------------------------|-------------------|------------------------|--------------------------------|
| 199 TEXAS TECH UNIV BLDG FUND | 815.37- | 1,894.70- | 815.37 | 1,894.70- |
| REFUNDS PAID | | .00 | .00 | |
| 200 EAST TEXAS UNIV BUILDING FUND | 1,615.64- | 939.35- | 1,618.32 | 936.67- |
| REFUNDS PAID | | .00 | .00 | |
| 201 NORTH TEXAS STATE UNIVERSITY BUILDING FUND | 615.63- | 1,444.43- | 615.63 | 1,444.43- |
| REFUNDS PAID | | .00 | .00 | |
| 202 SAM HOUSTON STATE UNIV BLDG FUND | 6,290.10- | 815.89- | .00 | 7,105.99- |
| REFUNDS PAID | | .00 | .00 | |
| 203 SOUTHWEST TEXAS UNIV BUILDING FUND | 327.02- | 780.79- | 331.31 | 776.50- |
| REFUNDS PAID | | .00 | .00 | |
| 204 STEPHEN F AUSTIN UNIV BUILDING FUND | 19,508.20- | 1,085.82- | .00 | 20,594.02- |
| REFUNDS PAID | | .00 | .00 | |
| 205 SUL ROSS UNIV BUILDING FUND | 1,371.72- | 285.55- | .00 | 1,657.27- |
| REFUNDS PAID | | .00 | .00 | |
| 206 WEST TEXAS STATE UNIVERSITY BUILDING FUND | 263.24- | 625.10- | 268.74 | 619.60- |
| REFUNDS PAID | | .00 | .00 | |
| 207 PRAIRIE VIEW A & M COLLEGE BUILDING FUND | 258.21- | 610.42- | 258.21 | 610.42- |
| REFUNDS PAID | | .00 | .00 | |
| 211 UNIV OF TEXAS INTEREST & SINKING FUND | .00 | 6,800,120.00- | 6,800,120.00 | .00 |
| REFUNDS PAID | | .00 | .00 | |
| 212 A & M MAIN UNIV INTEREST & SINKING FUND | .00 | 3,517,576.41- | 3,517,576.41 | .00 |
| REFUNDS PAID | | .00 | .00 | |
| 276 VET LAND FUND DIVISION B | 46,510.68- | 18,005,824.23- | 18,011,330.31 | 41,004.60- |
| REFUNDS PAID | | .00 | .00 | |
| 278 VETERANS BOND FUND DIV A RES SER 1949 | .00 | 95,057.74- | 95,057.74 | .00 |
| REFUNDS PAID | | .00 | .00 | |
| 279 VETERANS BOND FUND DIV A RES SER 1950 | .00 | 186,542.80- | 186,542.80 | .00 |
| REFUNDS PAID | | .00 | .00 | |
| 280 VETERANS BOND FUND DIV A RES SER 1950 A | .00 | 746,171.20- | 746,171.20 | .00 |
| REFUNDS PAID | | .00 | .00 | |
| 281 VET BD FUND DIV B RES SER 1951 | .00 | 169,738.97- | 169,738.97 | .00 |
| REFUNDS PAID | | .00 | .00 | |
| 282 VET BD FUND DIV B RES SER 1952 | .00 | 86,761.29- | 86,761.29 | .00 |
| REFUNDS PAID | | .00 | .00 | |
| 283 VET BD FUND DIV B RES SER 1953 | .00 | 91,787.57- | 91,787.57 | .00 |
| REFUNDS PAID | | .00 | .00 | |
| 284 VET BD FUND DIV B RES SER 1953A | .00 | 96,098.36- | 96,098.36 | .00 |
| REFUNDS PAID | | .00 | .00 | |
| 288 VET BD FUND DIV B RES SER 1954 | .00 | 257,141.13- | 257,141.13 | .00 |
| REFUNDS PAID | | .00 | .00 | |
| 292 VET BD FUND DIV B RES SER 1954A | .00 | 83,030.11- | 83,030.11 | .00 |
| REFUNDS PAID | | .00 | .00 | |
| 301 TEXAS SOUTHERN UNIV ALLOC FUND 1958-1967 | 1,922.85- | 4,171.18- | .00 | 6,094.03- |
| REFUNDS PAID | | .00 | .00 | |
| 306 TEX WOMANS UNIV ALLOC FUND 1958-67 | 6,863.49- | 2,906.48- | 6,150.58 | 3,619.39- |
| REFUNDS PAID | | .00 | .00 | |
| 309 A & I UNIV ALLOCATION FUND 1958-67 | 1,609.83- | 3,456.84- | 1,609.83 | 3,456.84- |
| REFUNDS PAID | | .00 | .00 | |
| 312 TEXAS TECH UNIV ALLOC FUND 1958-67 | 5,214.95- | 11,102.63- | 5,214.95 | 11,102.63- |
| REFUNDS PAID | | .00 | .00 | |

SUMMARY CASH TRANSACTIONS AND BALANCES

| | NET CASH BALANCE 9-1-70 | GROSS RECEIPTS | GROSS DISBURSEMENTS | NET CASH BALANCE 8-31-71 |
|---|-------------------------------|-------------------|------------------------|--------------------------------|
| 315 LAMAR UNIV ALLOC FUND 1958-67 REFUNDS PAID | 12,250.77- | 5,536.39- | .00 | 17,787.16- |
| 320 NORTH TEX STATE UNIV ALLOC FUND 1958-67 REFUNDS PAID | 21,027.76- | 8,946.69- | 21,027.76 | 8,946.69- |
| 323 EAST TEX STATE UNIV ALLOC FUND 1958-67 REFUNDS PAID | 8,000.09- | 3,453.91- | 8,014.04 | 3,439.96- |
| 324 SAM HOUSTON UNIV ALLOC FUND 1958-67 REFUNDS PAID | 9,190.64- | 4,139.48- | .00 | 13,330.12- |
| 325 SOUTHWEST STATE UNIV ALLOC FUND 1958-67 REFUNDS PAID | 1,375.72- | 3,008.78- | 1,393.59 | 2,990.91- |
| 326 STEPHEN F AUSTIN UNIV ALLOC FUND 1958-67 REFUNDS PAID | 5,431.59- | 2,447.32- | .00 | 7,878.91- |
| 327 SUL ROSS STATE UNIV ALLOC FUND 1958-67 REFUNDS PAID | 2,889.81- | 1,297.20- | .00 | 4,187.01- |
| 328 WEST TEX STATE UNIV ALLOC FUND 1958-67 REFUNDS PAID | 1,337.25- | 2,888.33- | 1,367.24 | 2,858.34- |
| 350 WATER DEVELOPMENT CLEARANCE FUND REFUNDS PAID | 2,804.04- | 1,921.86 | .00 | 882.18- |
| 351 WATER DEVELOPMENT FUND REFUNDS PAID | 77,552.79- | 27,780,387.01- | 27,848,902.68 | 9,037.12- |
| 352 WATER DEV BD INT & SINKING FUND REFUNDS PAID | 7,278.01- | 22,213,769.13- | 22,219,225.66 | 1,821.48- |
| 355 STORAGE FACILITIES OPERATION AND MAINT FUND REFUNDS PAID | .00 | 2,404,730.93- | 2,404,730.93 | .00 |
| 375 VET LAND FUND DIVISION C REFUNDS PAID | 91,232.68- | 17,942,195.62- | 17,983,706.09 | 49,722.21- |
| 376 VET BD FUND DIV C RES SER 1957 REFUNDS PAID | .00 | 10,052.56- | 10,052.56 | .00 |
| 378 VET BD FUND DIV C RES SER 1958 REFUNDS PAID | .00 | 26,511.60- | 26,511.60 | .00 |
| 382 VET BD FD DIV C RES SER 1961 REFUNDS PAID | .00 | 39,486.13- | 39,486.13 | .00 |
| 384 VET BD FD DIV C RES SER 1961A REFUNDS PAID | .00 | 78,584.56- | 78,584.56 | .00 |
| 386 VET BD FD DIV C RES SER 1961B REFUNDS PAID | .00 | 134,520.23- | 134,520.23 | .00 |
| 387 TEXAS OPPORTUNITY PLAN FUND REFUNDS PAID | 9,118,437.71- | 59,956,644.67- | 57,761,138.60 | 11,313,943.78- |
| 388 COLLEGE STUDENT LOANS BONDS INT & SINK FUND REFUNDS PAID | 739,040.24- | 21,612,458.89- | 19,632,315.92 | 2,719,183.21- |
| 390 UT ARLINGTON 1966-77 BLDG BD SINK FUND REFUNDS PAID | 1,859,410.66- | 2,016,229.60- | 1,256,980.00 | 2,618,660.26- |
| 391 TEXAS TECH UNIV 1966-1977 BLDG BD SINK FD REFUNDS PAID | 1,729,712.73- | 2,040,424.27- | 1,271,205.00 | 2,498,932.00- |
| 392 NORTH TEXAS ST UNIV 1966-1977 BLDG BD SINK FD REFUNDS PAID | 1,410,578.07- | 1,677,181.51- | 1,042,510.00 | 2,045,249.58- |
| 393 LAMAR UNIV 1966-1977 BLDG BD SINK FD REFUNDS PAID | 1,021,228.38- | 1,257,874.37- | 782,195.00 | 1,496,907.75- |
| 394 A & I UNIV 1966-77 BLDG BD SINK FUND REFUNDS PAID | 440,305.27- | 527,734.49- | 326,570.00 | 641,469.76- |

SUMMARY CASH TRANSACTIONS AND BALANCES

| | NET CASH BALANCE 9-1-70 | GROSS RECEIPTS | GROSS DISBURSEMENTS | NET CASH BALANCE 8-31-71 |
|---|-------------------------------|-------------------|------------------------|--------------------------------|
| 395 TEX WOMANS UNIV 1966-1977 BLDG BD SINK FD REFUNDS PAID | 296,129.90- | 377,369.23- | 234,390.00 | 439,109.13- |
| 396 TEX SOUTHERN UNIV 1966-1977 BLDG BD SINK FD REFUNDS PAID | 356,440.28- | 463,512.98- | 285,050.00 | 534,903.26- |
| 397 MIDWESTERN UNIV 1966-1977 BLDG BD SINK FD REFUNDS PAID | 356,934.36- | 416,477.91- | 256,125.00 | 517,287.27- |
| 398 UNIV OF HOUSTON 1966-1977 BLDG BD SINK FD REFUNDS PAID | 2,011,273.74- | 2,452,308.78- | 1,526,765.00 | 2,936,817.52- |
| 399 PAN AM UNIV 1966-1977 BLDG BD SINK FD REFUNDS PAID | 303,199.41- | 393,621.89- | 241,955.00 | 454,866.30- |
| 400 EAST TEX ST UNIV 1966-1977 BLDG BD SINK FD REFUNDS PAID | 552,121.51- | 231,650.76- | .00 | 783,772.27- |
| 401 SAM HOUSTON ST UNIV 1966-1977 BLDG BD SINK FD REFUNDS PAID | 518,698.69- | 255,711.91- | .00 | 774,410.60- |
| 402 SOUTHW TEX ST UNIV 1966-1977 BLDG BD SINK FD REFUNDS PAID | 587,725.30- | 243,115.04- | .00 | 830,840.34- |
| 403 WEST TEX ST UNIV 1966-1977 BLDG BD SINK FD REFUNDS PAID | 434,655.02- | 196,703.15- | .00 | 631,358.17- |
| 404 S F AUSTIN ST UNIV 1966-1977 BLDG BD SINK FD REFUNDS PAID | 528,664.32- | 260,190.88- | .00 | 788,855.20- |
| 405 SUL ROSS ST UNIV 1966-1977 BLDG BD SINK FD REFUNDS PAID | 138,896.18- | 60,105.02- | .00 | 199,001.20- |
| 406 ANGELO ST UNIV 1966-1977 BLDG BD SINK FD REFUNDS PAID | 249,993.81- | 122,462.58- | .00 | 372,456.39- |
| 407 ST SENIOR COLLEGES 1966-1977 BLDG BD SINK FD REFUNDS PAID | .00 | 2,210,420.00- | 2,210,420.00 | .00 |
| 408 TEXAS PARK DEVELOPMENT FUND REFUNDS PAID | 8,805.51- | 7,602,358.82- | 7,552,328.89 | 58,835.44- |
| 409 PARK DEVELOPMENT BONDS INT SINKING FUND REFUNDS PAID | 999.50- | 3,539,301.81- | 3,535,426.62 | 4,874.69- |
| 410 VETERANS LAND FUND DIV D SERIES 1968 REFUNDS PAID | 34,530.46- | 4,515,125.36- | 4,525,776.11 | 23,879.71- |
| 411 VETERANS BOND FUND DIV D RES SERIES 1968 REFUNDS PAID | 24.98- | 307,905.37- | 307,930.35 | .00 |
| 413 VETERANS LAND FUND DIV D SERIES 1968A REFUNDS PAID | 326,768.99- | 3,338,044.63- | 3,649,180.51 | 15,633.11- |
| 414 VETERANS BOND FUND DIV D RES SERIES 1968A REFUNDS PAID | .00 | 30,546.87 | 30,546.87- | .00 |
| 415 VETERANS LAND BOND DIV D SER 1971 REFUNDS PAID | .00 | 41,393,585.26- | 38,833,006.77 | 2,560,688.49- |
| 416 VET LAND BOND DIV D RES SER 1971 REFUNDS PAID | .00 | 178,345.81- | 178,345.81 | .00 |
| 417 VETERANS LAND BOND DIV D SER 1971A REFUNDS PAID | .00 | 25,303,305.82- | 25,261,992.16 | 41,313.66- |
| 418 VET LAND BOND DIV D RES SER 1971A REFUNDS PAID | .00 | 84,190.26- | 84,190.26 | .00 |
| TOTAL GROUP 02 REFUNDS PAID | 188,916,991.65- | 1,354,343,394.44- | 1,338,849,161.35 | 205,239,735.69- |
| | | .00 | 828,510.95 | |

SUMMARY CASH TRANSACTIONS AND BALANCES

| | NET CASH BALANCE 9-1-70 | GROSS RECEIPTS | GROSS DISBURSEMENTS | NET CASH BALANCE 8-31-71 |
|--|-------------------------------|-------------------|------------------------|--------------------------------|
| GROUP 3: FEDERAL FUNDS | | | | |
| 21 TRUST ACCT-FEDERAL AID-HIGHWAY ACT FUND | 102,008.85- | 98,931.22- | 167,622.55 | 33,317.52- |
| REFUNDS PAID | | .00 | .00 | |
| 26 UNEMPLOYMENT COMPENSATION ADMIN FUND | 193,586.22- | 36,986,872.97- | 36,739,443.04 | 442,803.89- |
| REFUNDS PAID | | .00 | 1,787.74 | |
| 28 FEDERAL OLD AGE ASSISTANCE FUND | .00 | .00 | .00 | .00 |
| REFUNDS PAID | | .00 | .00 | |
| 37 FEDERAL CHILD WELFARE SERVICE FUND | 633,635.43- | 10,373.17- | .00 | 644,008.60- |
| REFUNDS PAID | | .00 | .00 | |
| 92 FEDERAL DISASTER FUND | 658.02- | 6,611,639.57- | 6,488,282.93 | 79,014.66- |
| REFUNDS PAID | | 48,236.24- | 3,236.24 | |
| 111 FEDERAL DISABLED ASSISTANCE FUND | .00 | .00 | .00 | .00 |
| REFUNDS PAID | | .00 | .00 | |
| 117 FEDERAL PUBLIC WELFARE ADMIN FUND | 41,215,624.02- | 32,384,784.31 | .00 | 8,830,839.71- |
| REFUNDS PAID | | .00 | .00 | |
| 118 FEDERAL PUBLIC LIBRARY SERVICE FUND | 871,250.61- | 1,905,532.46- | 2,276,853.93 | 501,784.49- |
| REFUNDS PAID | | .00 | 1,855.35 | |
| 127 FEDERAL ECONOMIC OPPORTUNITY FUND | 12,759.19- | 439,702.36- | 431,212.68 | 20,399.15- |
| REFUNDS PAID | | 856.76- | 7.04 | |
| 131 FEDERAL BLIND ASSISTANCE FUND | .00 | .00 | .00 | .00 |
| REFUNDS PAID | | .00 | .00 | |
| 132 FEDERAL CHILDREN ASSISTANCE FUND | .00 | .00 | .00 | .00 |
| REFUNDS PAID | | .00 | .00 | |
| 134 FEDERAL OLDER AMERICANS FUND | 20,159.51- | 573,547.09- | 443,759.29 | 150,035.71- |
| REFUNDS PAID | | .00 | 88.40 | |
| 135 FEDERAL MENTAL HEALTH FUND | 646.64- | 644.96 | .00 | 1.68- |
| REFUNDS PAID | | .00 | .00 | |
| 141 FEDERAL ADULT BLIND FUND | 206,390.87- | 6,326,625.18- | 6,311,710.43 | 237,573.85- |
| REFUNDS PAID | | .00 | 16,268.23 | |
| 148 FEDERAL HEALTH EDUCATION & WELFARE FUND | 1,897,989.21- | 36,143,364.54- | 37,306,306.73 | 1,067,943.69- |
| REFUNDS PAID | | 2,805.83- | 335,702.50 | |
| 159 FEDERAL MEDICAL ASSISTANCE FUND | .00 | .00 | .00 | .00 |
| REFUNDS PAID | | .00 | .00 | |
| 169 FEDERAL VETERANS EDUCATION FUND | 51,352.02- | 26,246.23 | .00 | 25,105.79- |
| REFUNDS PAID | | .00 | .00 | |
| 171 FEDERAL SCHOOL LUNCH FUND | 55,212.07- | 36,920,399.79- | 36,913,487.81 | 85,669.17- |
| REFUNDS PAID | | .00 | 23,545.12 | |
| 219 FEDERAL HIGHER EDUCATION FUND | 478,653.25- | 464,530.98- | 336,549.14 | 606,635.09- |
| REFUNDS PAID | | .00 | .00 | |
| 221 FED CIVIL DEFENSE & DISASTER RELIEF FUND | 41,815.87- | 527,055.21- | 561,910.32 | 6,470.56- |
| REFUNDS PAID | | 490.20- | .00 | |
| 222 DEPT PUBLIC SAFETY FEDERAL FUND | 166,649.70- | 1,059,040.91- | 886,652.96 | 339,104.27- |
| REFUNDS PAID | | .00 | 66.62 | |
| 223 FEDERAL LAND AND WATER CONSERVATION FUND | 876,154.53- | 1,177,789.47- | 1,799,610.26 | 254,398.79- |
| REFUNDS PAID | | .00 | 65.05 | |

SUMMARY CASH TRANSACTIONS AND BALANCES

| | NET CASH BALANCE 9-1-70 | GROSS RECEIPTS | GROSS DISBURSEMENTS | NET CASH BALANCE 8-31-71 |
|--|-------------------------------|-------------------|------------------------|--------------------------------|
| 224 GOVERNORS OFFICE FEDERAL PROJECTS FUND REFUNDS PAID | 427,860.67- | 12,073,153.82- | 11,697,099.49 | 1,086,035.92- |
| 268 FEDERAL MARKET NEWS FUND REFUNDS PAID | .00 | 20,723.15- | 302,844.07 | .00 |
| 273 FEDERAL HEALTH FUND REFUNDS PAID | 775,999.45- | 16,084,225.84- | 16,549,032.82 | 644,223.57- |
| | | 1,692.53- | 334,723.63 | |
| TOTAL GROUP 03 REFUNDS PAID | 48,028,406.13- | 124,991,109.08- | 158,909,534.38 | 15,055,366.11- |
| | | 74,804.71- | 1,020,189.99 | |
| GROUP 4: TRUST OR PLEDGED FUNDS | | | | |
| 46 ENDOWMENT FUND MEDICAL BRANCH U OF T REFUNDS PAID | 62.54- | .00 | .00 | 62.54- |
| 53 SCHOOL BUS REVOLVING FUND REFUNDS PAID | 223,125.00- | 7,067,546.55- | 7,072,055.55 | 218,616.00- |
| 98 TEXAS TECH UNIV WORKMENS COMP FUND REFUNDS PAID | .00 | .00 | .00 | .00 |
| 185 A & M UNIV WORKMENS COMP INS FUND REFUNDS PAID | 107.05- | 2,321.05- | 4,400.65 | .00 |
| 186 COLLEGE BUILDING FUND 1948-1957 REFUNDS PAID | .00 | .00 | 1,972.55 | .00 |
| | | .00 | .00 | .00 |
| TOTAL GROUP 04 REFUNDS PAID | 223,294.59- | 7,069,867.60- | 7,076,456.20 | 218,678.54- |
| | | .00 | 1,972.55 | |
| GROUP 5: CONSTITUTIONAL NON-EXPENDABLE FUNDS | | | | |
| 44 PERMANENT SCHOOL FUND REFUNDS PAID | 4,964,229.77- | 73,569,125.33- | 71,581,056.66 | 6,932,298.44- |
| 45 PERMANENT UNIVERSITY FUND REFUNDS PAID | 529,064.23- | 311,112,833.77- | 311,149,506.33 | 492,391.67- |
| 48 PERMANENT BLIND INSTITUTE FUND REFUNDS PAID | 239.40- | 15.00- | .00 | 234.40- |
| 49 PERMANENT DEAF & DUMB INSTITUTE FUND REFUNDS PAID | 829.82- | .00 | .00 | 829.82- |
| 50 PERMANENT LUNATIC ASYLUM FUND REFUNDS PAID | 435.77- | .00 | .00 | 435.77- |
| 51 PERMANENT ORPHANS HOME FUND REFUNDS PAID | 595.24- | .00 | .00 | 595.24- |
| | | .00 | .00 | |
| TOTAL GROUP 05 REFUNDS PAID | 5,495,394.23- | 384,681,974.10- | 382,730,562.99 | 7,446,805.34- |
| | | .00 | .00 | |

SUMMARY CASH TRANSACTIONS AND BALANCES

| | NET CASH BALANCE 9-1-70 | GROSS RECEIPTS | GROSS DISBURSEMENTS | NET CASH BALANCE 8-31-71 |
|-------------------------------------|-------------------------------|-------------------|------------------------|--------------------------------|
| GROUP 6: TAX CLEARANCE FUND | | | | |
| 60 HIGHWAY MOTOR FUEL TAX FUND | 22,287,677.48- | 348,974,787.08- | 339,872,756.94 | 23,821,551.91- |
| REFUNDS PAID | | 7,568,155.71- | .00 | |
| 68 MIXED BEVERAGE TAX FUND | .00 | 1,584,349.10- | .00 | 1,584,349.10- |
| REFUNDS PAID | | .00 | .00 | |
| 120 OMNIBUS TAX CLEARANCE FUND | 20,529,723.53- | 765,620,486.88- | 758,874,304.95 | 26,704,491.95- |
| REFUNDS PAID | | 571,413.51- | .00 | |
| 300 COLLEGE BUILDING FUND 1958-1967 | .00 | .00 | .00 | .00 |
| REFUNDS PAID | | .00 | .00 | |
| 389 COLLEGE BUILDING FUND 1966-1977 | 8,100,846.30- | 2,624,634.91- | .00 | 10,725,481.21- |
| REFUNDS PAID | | .00 | .00 | |
| TOTAL GROUP 06 | 50,918,247.31- | 1,118,804,257.97- | 1,098,747,061.89 | 62,835,874.17- |
| REFUNDS PAID | | 8,139,569.22- | .00 | |
| TOTAL ALL GROUPS | 505,062,702.71- | 5,157,520,013.47- | 5,192,726,461.35 | 473,647,934.79- |
| REFUNDS PAID | | 12,584,421.63- | 16,376,101.59 | |

PETTY CASH FUNDS
YEAR ENDED AUGUST 31, 1971

PAGE 13

| | BALANCE 9-1-70 | RECEIPTS AND DISBURSEMENTS* | BALANCE 8-31-71 |
|--|-------------------|--------------------------------|--------------------|
| GENERAL REVENUE FUND 1: | | | |
| 103 LEGISLATIVE COUNCIL | 100.00 | .00 | 100.00 |
| 303 STATE BOARD OF CONTROL | 500.00 | .00 | 500.00 |
| 306 LIBRARY | 250.00 | .00 | 250.00 |
| 307 SECRETARY OF STATE | .00 | 100.00 | 100.00 |
| 518 WATER QUALITY BOARD | 100.00 | .00 | 100.00 |
| 552 WATER RIGHTS COMMISSION | 100.00 | .00 | 100.00 |
| 651 CORSICANA STATE HOME | 1,600.00 | .00 | 1,600.00 |
| 652 WACO STATE HOME | 1,000.00 | .00 | 1,000.00 |
| 654 BROWNWOOD STATE SCHOOL FOR GIRLS | 200.00 | .00 | 200.00 |
| 656 VERNON GERIATRIC CENTER | 200.00 | .00 | 200.00 |
| 659 HARLINGEN STATE MENTAL HEALTH CLINIC | 150.00 | 100.00* | 50.00 |
| 660 DENTON STATE SCHOOL | 500.00 | .00 | 500.00 |
| 661 TEXAS CONFEDERATE HOMES | 35.00 | .00 | 35.00 |
| 663 COMMISSION FOR INDIAN AFFAIRS | 200.00 | .00 | 200.00 |
| 666 EAST TEXAS CHEST HOSPITAL | 150.00 | .00 | 150.00 |
| 668 RICHMOND STATE SCHOOL | 1,000.00 | .00 | 1,000.00 |
| 669 LUFKIN STATE SCHOOL | 250.00 | .00 | 250.00 |
| 670 CORPUS CHRISTI STATE SCHOOL | 600.00 | .00 | 600.00 |
| 671 MCKNIGHT CHEST HOSPITAL | 500.00 | .00 | 500.00 |
| 672 MEXIA STATE SCHOOL | 500.00 | .00 | 500.00 |
| 673 SAN ANTONIO CHEST HOSPITAL | 150.00 | 100.00 | 250.00 |
| 674 KERRVILLE STATE HOSPITAL | 500.00 | .00 | 500.00 |
| 675 TRAVIS STATE SCHOOL | 200.00 | .00 | 200.00 |
| 676 ABILENE STATE SCHOOL | 500.00 | .00 | 500.00 |
| 677 AUSTIN STATE SCHOOL | 800.00 | .00 | 800.00 |
| 678 AUSTIN STATE SCHOOL | 1,275.00 | .00 | 1,275.00 |
| 679 RUSK STATE HOSPITAL | 800.00 | .00 | 800.00 |
| 681 SAN ANTONIO STATE HOSPITAL | 800.00 | 200.00 | 1,000.00 |
| 682 TERRELL STATE HOSPITAL | 1,000.00 | .00 | 1,000.00 |
| 683 WICHITA FALLS STATE HOSPITAL | 750.00 | .00 | 750.00 |
| 684 HARLINGEN CHEST SANATORIUM | 150.00 | .00 | 150.00 |
| 685 TEXAS RESEARCH INSTITUTE OF MENTAL SCIENCES | 500.00 | .00 | 500.00 |
| 686 BIG SPRING STATE HOSPITAL | 1,000.00 | .00 | 1,000.00 |
| 687 LUBBOCK STATE SCHOOL | 500.00 | 500.00 | 1,000.00 |
| 690 WEST TEXAS CHILDRENS HOME | 800.00 | .00 | 800.00 |
| 691 GAINESVILLE STATE SCHOOL FOR BOYS | 3,000.00 | .00 | 3,000.00 |
| 692 GAINESVILLE STATE SCHOOL FOR GIRLS | 1,000.00 | .00 | 1,000.00 |
| 693 CROCKETT STATE SCHOOL FOR GIRLS | 500.00 | .00 | 500.00 |
| 695 MOUNTAIN VIEW SCHOOL FOR BOYS | 750.00 | .00 | 750.00 |
| 696 TEXAS DEPARTMENT OF CORRECTIONS | 27,500.00 | .00 | 27,500.00 |
| 781 COORDINATING BOARD COLLEGES AND UNIVERSITIES SYSTEM | 60.00 | .00 | 60.00 |
| 906 AMERICAN REVOLUTION BICENTENNIAL COMMISSION | .00 | 30.00 | 30.00 |
| TOTAL GENERAL REVENUE FUND | 50,470.00 | 830.00 | 51,300.00 |

PETTY CASH FUNDS (CONTINUED)
 YEAR ENDED AUGUST 31, 1971

PAGE 14

| | BALANCE 9-1-70 | RECEIPTS AND DISBURSEMENTS* | BALANCE 8-31-71 |
|--|-------------------|--------------------------------|--------------------|
| INSURANCE OPERATING FUND 36: SU | | | |
| 454 BOARD OF INSURANCE | 250.00 | .00 | 250.00 |
| COMMODITY DISTRIBUTION FUND 39: | | | |
| 324 STATE DEPARTMENT OF PUBLIC WELFARE | 17,000.00 | .00 | 17,000.00 |
| BOARD OF COSMETOLOGISTS FUND 88: | | | |
| 505 BOARD OF HAIRDRESSERS AND COSMETOLOGIST | 200.00 | .00 | 200.00 |
| LIQUOR ACT ENFORCEMENT FUND 97: | | | |
| 458 ALCOHOLIC BEVERAGE COMMISSION | 3,000.00 | .00 | 3,000.00 |
| REAL ESTATE LICENSE FUND 114: | | | |
| 329 REAL ESTATE COMMISSION | 35.00 | .00 | 35.00 |
| AIRCRAFT FUEL TAX FUND 150: | | | |
| 461 AERONAUTIC COMMISSION | 100.00 | .00 | 100.00 |
| UNIVERSITY OF HOUSTON CURRENT FUND 225: | | | |
| 730 UNIVERSITY OF HOUSTON | 50,250.00 | .00 | 50,250.00 |
| PAN AMERICAN UNIVERSITY CURRENT FUND 226: | | | |
| 736 PAN AMERICAN UNIVERSITY | 15,000.00 | .00 | 15,000.00 |
| TEXAS SOUTHERN UNIVERSITY CURRENT FUND 247: | | | |
| 717 TEXAS SOUTHERN UNIVERSITY | 15,000.00 | .00 | 15,000.00 |
| LAMAR STATE UNIVERSITY CURRENT FUND 256: | | | |
| 734 LAMAR STATE UNIVERSITY | 3,500.00 | 750.00* | 2,750.00 |
| NORTH TEXAS STATE UNIVERSITY CURRENT FUND 258: | | | |
| 752 NORTH TEXAS STATE UNIVERSITY | 25,000.00 | .00 | 25,000.00 |
| STEPHEN F. AUSTIN STATE UNIVERSITY CURRENT FUND 261: | | | |
| 755 STEPHEN F. AUSTIN STATE UNIVERSITY | 25,000.00 | .00 | 25,000.00 |
| SUL ROSS STATE UNIVERSITY CURRENT FUND 262: | | | |
| 756 SUL ROSS STATE UNIVERSITY | 20,750.00 | .00 | 20,750.00 |
| WEST TEXAS STATE UNIVERSITY CURRENT FUND 263: | | | |
| 757 WEST TEXAS STATE UNIVERSITY | 5,000.00 | .00 | 5,000.00 |
| TEXAS A & I UNIVERSITY CURRENT FUND 254: | | | |
| 732 TEXAS A & I UNIVERSITY | 10,000.00 | .00 | 10,000.00 |
| TOTAL PETTY CASH FUNDS | 240,555.00 | 80.00 | 240,635.00 |

SUMMARY OF INVESTMENT ACCOUNTS
YEAR ENDED AUGUST 31, 1971

PAGE 15

| | BALANCE 9-1-70 | PURCHASED | REDEEMED | BALANCE 8-31-71 | INCREASE OR DECREASE* |
|--|-------------------|----------------|----------------|--------------------|--------------------------|
| 2 AVAILABLE SCHOOL FUND | 759,463.61 | .00 | 1,625.00 | 757,838.61 | 1,625.00* |
| 7 STATE BUILDING FUND | 1,000,000.00 | 2,700,000.00 | 3,300,000.00 | 400,000.00 | 600,000.00* |
| 44 PERMANENT SCHOOL FUND | 837,246,991.28 | 70,618,185.21 | 30,137,335.44 | 877,727,841.05 | 40,480,849.77 |
| 45 PERMANENT UNIVERSITY FUND | 571,322,032.78 | 314,014,845.70 | 286,216,631.03 | 599,120,247.45 | 27,798,214.67 |
| 46 ENDOWMENT FUND UNIVERSITY OF TEXAS MEDICAL BRANCH- INVESTMENT ACCOUNT | 10,000.00 | .00 | .00 | 10,000.00 | .00 |
| 48 PERMANENT BLIND INSTITUTE | 180,100.00 | .00 | .00 | 180,100.00 | .00 |
| 49 PERMANENT DEAF AND DUMB INSTITUTE FUND | 180,000.00 | .00 | .00 | 180,000.00 | .00 |
| 50 PERMANENT LUNATIC ASYLUM FUND | 159,200.00 | .00 | .00 | 159,200.00 | .00 |
| 51 PERMANENT ORPHANS HOME FUND | 78,800.00 | .00 | .00 | 78,800.00 | .00 |
| 95 A & M UNIVERSITY MINERAL INVESTMENT FUND | 291,500.00 | 6,025.00 | .00 | 297,525.00 | 6,025.00 |
| 96 A & M UNIVERSITY MINERAL INCOME FUND | 120,000.00 | 30,540.00 | .00 | 150,540.00 | 30,540.00 |
| VETERANS LAND FUND DIVISION A: | | | | | |
| 190 VETERANS LAND FUND | 9,117,800.00 | 1,100,000.00 | 1,848,000.00 | 8,369,800.00 | 748,000.00* |
| 278 VETERANS BOND FUND, SERIES 1949 RESERVE | 600,000.00 | 100,000.00 | 100,000.00 | 600,000.00 | .00 |
| 279 VETERANS BOND FUND, SERIES 1950 RESERVE | 1,200,000.00 | 200,000.00 | 200,000.00 | 1,200,000.00 | .00 |
| 280 VETERANS BOND FUND, SERIES 1950A RESERVE | 1,200,000.00 | 800,000.00 | 800,000.00 | 1,200,000.00 | .00 |
| VETERANS LAND FUND DIVISION B: | | | | | |
| 276 VETERANS LAND FUND | 28,007,000.00 | 14,126,000.00 | 10,196,000.00 | 31,937,000.00 | 3,930,000.00 |
| 281 VETERANS BOND FUND, SERIES 1951 RESERVE | 1,500,000.00 | 200,000.00 | 200,000.00 | 1,500,000.00 | .00 |
| 282 VETERANS BOND FUND, SERIES 1952 RESERVE | 1,000,000.00 | 100,000.00 | 100,000.00 | 1,000,000.00 | .00 |
| 283 VETERANS BOND FUND, SERIES 1953 RESERVE | 1,050,000.00 | 100,000.00 | 100,000.00 | 1,050,000.00 | .00 |
| 284 VETERANS BOND FUND, SERIES 1953A RESERVE | 1,630,000.00 | 111,000.00 | 111,000.00 | 1,630,000.00 | .00 |
| 288 VETERANS BOND FUND, SERIES 1954 RESERVE | 1,506,000.00 | 300,500.00 | 300,500.00 | 1,506,000.00 | .00 |
| 292 VETERANS BOND FUND, SERIES 1954A RESERVE | 983,800.00 | 100,000.00 | 100,000.00 | 983,800.00 | .00 |
| WATER DEVELOPMENT BOARD FUNDS: | | | | | |
| 351 WATER DEVELOPMENT FUND | 69,919,000.00 | 27,795,000.00 | 15,482,000.00 | 82,232,000.00 | 12,313,000.00 |
| 352 WATER DEVELOPMENT BOND INTEREST AND SINKING FUND | 3,775,000.00 | 16,225,000.00 | 16,205,000.00 | 3,795,000.00 | 20,000.00 |

SUMMARY OF INVESTMENT ACCOUNTS (CONTINUED)
 YEAR ENDED AUGUST 31, 1971

PAGE 16

| | BALANCE 9-1-70 | PURCHASED | REDEEMED | BALANCE 8-31-71 | INCREASE OR DECREASE* |
|---|-------------------|----------------|----------------|--------------------|--------------------------|
| VETERANS LAND FUND DIVISION C: | | | | | |
| 375 VETERANS LAND FUND | 11,208,000.00 | 12,407,000.00 | 8,803,000.00 | 14,812,000.00 | 3,604,000.00 |
| 376 VETERANS BOND FUND, SERIES 1957 RESERVE | 1,500,000.00 | .00 | .00 | 1,500,000.00 | .00 |
| 378 VETERANS BOND FUND, SERIES 1958 RESERVE | 1,500,000.00 | .00 | .00 | 1,500,000.00 | .00 |
| 380 VETERANS BOND FUND, SERIES 1958A RESERVE | 1,500,000.00 | .00 | .00 | 1,500,000.00 | .00 |
| 382 VETERANS BOND FUND, SERIES 1961 RESERVE | 1,500,000.00 | .00 | .00 | 1,500,000.00 | .00 |
| 384 VETERANS BOND FUND, SERIES 1961A RESERVE | 3,000,000.00 | .00 | .00 | 3,000,000.00 | .00 |
| 386 VETERANS BOND FUND, SERIES 1961B RESERVE | 3,000,000.00 | .00 | .00 | 3,000,000.00 | .00 |
| TEXAS PARK DEVELOPMENT: | | | | | |
| 408 TEXAS PARK DEVELOPMENT FUND | 4,560,000.00 | 7,220,000.00 | 7,350,000.00 | 4,430,000.00 | 130,000.00* |
| 409 PARK DEVELOPMENT BONDS INTEREST AND SINKING FUND | 1,650,000.00 | 3,345,000.00 | 2,830,000.00 | 2,165,000.00 | 515,000.00 |
| VETERANS LAND FUND DIVISION D: | | | | | |
| 410 VETERANS LAND FUND | 620,000.00 | 2,370,000.00 | 2,110,000.00 | 880,000.00 | 260,000.00 |
| 411 VETERANS BOND FUND, SERIES 1968 RESERVE | 720,000.00 | 360,000.00 | 120,000.00 | 960,000.00 | 240,000.00 |
| 413 VETERANS LAND FUND | 100,000.00 | 1,600,000.00 | 1,050,000.00 | 650,000.00 | 550,000.00 |
| 414 VETERANS BOND FUND, SERIES 1968A RESERVE | 1,291,684.78 | .00 | 8,315.22* | 1,300,000.00 | 8,315.22 |
| 415 VETERANS LAND FUND | .00 | 28,450,000.00 | 15,000,000.00 | 13,450,000.00 | 13,450,000.00 |
| 416 VETERANS BOND FUND, SERIES 1971 RESERVE | .00 | 200,000.00 | .00 | 200,000.00 | 200,000.00 |
| 417 VETERANS LAND FUND | .00 | 21,400,000.00 | 1,200,000.00 | 20,200,000.00 | 20,200,000.00 |
| 418 VETERANS BOND FUND, SERIES 1971A RESERVE | .00 | 100,000.00 | .00 | 100,000.00 | 100,000.00 |
| TEXAS OPPORTUNITY PLAN: | | | | | |
| 387 TEXAS OPPORTUNITY FUND | 7,000,000.00 | 39,840,000.00 | 30,000,000.00 | 16,840,000.00 | 9,840,000.00 |
| 388 COLLEGE STUDENT LOAN FUND | 12,810,000.00 | 12,342,000.00 | 9,656,000.00 | 15,496,000.00 | 2,686,000.00 |
| TOTAL | 1,584,796,372.45 | 578,261,095.91 | 443,508,776.25 | 1,719,548,692.11 | 134,752,319.66 |

SUSPENSE AND TRUST CASH
YEAR ENDED AUGUST 31, 1971

PAGE 17

| | NET FUND BALANCE 9-1-70 | ADD: DEPOSITS FOR YEAR | LESS: REFUNDS AND CLEARANCES | NET FUND BALANCE 8-31-71 |
|--|-------------------------------|------------------------------|------------------------------------|--------------------------------|
| 900 SUSPENSE FUNDS (DEPARTMENTAL): | | | | |
| 301 EXECUTIVE OFFICE-GOVERNOR | 24,607.44 | 121,146.60 | 142,754.04 | 3,000.00 |
| 302 ATTORNEY GENERAL | 64,000.00 | .00 | 64,000.00 | .00 |
| 303 BOARD OF CONTROL | 21.00 | 1,719,379.25 | 791,716.90 | 927,683.35 |
| 304 COMPTROLLER OF PUBLIC ACCOUNTS | 4,590,459.30 | 17,199,392.12 | 10,033,483.19 | 11,756,368.23 |
| 305 GENERAL LAND OFFICE | 3,500,908.23 | 135,414,044.64 | 132,894,984.87 | 6,019,968.00 |
| 307 SECRETARY OF STATE | 281,011.47 | 3,885,487.23 | 3,737,980.53 | 428,518.17 |
| 310 STATE TREASURY | 1,613,962.94 | 22,037,997.72 | 22,040,552.71 | 1,611,407.95 |
| 312 SECURITIES BOARD | 250,051.64 | 1,116,270.48 | 1,088,951.80 | 277,370.32 |
| 322 TEXAS EMPLOYMENT COMMISSION | 489,019.04 | 3,505,854.14 | 3,449,611.29 | 545,261.89 |
| 327 EMPLOYEES RETIREMENT SYSTEM | 6,116.12 | 41,528.04 | 43,503.39 | 4,140.77 |
| 329 REAL ESTATE COMMISSION | 47,984.19 | 619,691.18 | 607,805.48 | 59,869.89 |
| 452 BUREAU OF LABOR STATISTICS | 3,831.00 | 58,858.94 | 44,532.44 | 18,157.50 |
| 454 BOARD OF INSURANCE COMMISSIONERS | 624,164.16 | 65,831,960.76 | 65,425,889.91 | 1,030,235.01 |
| 455 RAILROAD COMMISSION | 742,209.44 | 1,248,158.31 | 1,233,341.58 | 757,026.17 |
| 458 ALCOHOLIC BEVERAGE COMMISSION | 1,532,800.40 | 4,385,563.77 | 4,093,527.29 | 1,824,836.88 |
| 459 BOARD OF ARCHITECTURAL EXAMINERS | .00 | 10,280.00 | 10,280.00 | .00 |
| 467 BOARD OF PRIVATE DETECTIVES, INVESTIGATORS, PATROLMEN, GUARDS AND MANAGERS | 25,855.00 | 72,765.00 | 85,650.00 | 12,970.00 |
| 501 STATE HEALTH DEPARTMENT | 11,371.61 | 158,041.15 | 160,539.45 | 8,873.31 |
| 504 STATE BOARD OF DENTAL EXAMINERS | 505.00 | 4,035.00 | 1,485.00 | 3,055.00 |
| 505 STATE BOARD OF HAIRDRESSERS AND COSMETOLOGISTS | 3,378.50 | 49,319.92 | 48,765.27 | 3,933.15 |
| 508 BOARD OF CHIROPRACTIC EXAMINERS | 485.00 | 745.00 | 935.00 | 295.00 |
| 509 BOARD OF EXAMINERS FOR HEARING AIDS | 445.00 | 325.00 | 770.00 | .00 |
| 510 BOARD OF EXAMINERS IN BASIC SCIENCE | 3,920.00 | 58,770.00 | 57,970.00 | 4,720.00 |
| 511 BOARD OF VOCATIONAL NURSE EXAMINERS | 17,235.00 | 53,445.00 | 54,750.00 | 15,930.00 |
| 514 OPTOMETRY BOARD | .00 | 1,785.00 | 1,785.00 | .00 |
| 518 WATER QUALITY BOARD | 275.00 | 575.00 | 675.00 | 175.00 |
| 551 DEPARTMENT OF AGRICULTURE | 174,948.78 | 446,770.10 | 420,769.71 | 200,949.17 |
| 552 WATER RIGHTS COMMISSION | 44,894.78 | 79,210.94 | 76,513.87 | 47,591.85 |
| 578 BOARD OF VETERINARY EXAMINERS | .00 | 148.00 | .00 | 148.00 |
| 580 WATER DEVELOPMENT BOARD | 650.00 | 6,534.06 | 2,112.06 | 5,072.00 |
| 666 EAST TEXAS STATE CHEST HOSPITAL | 191,879.05 | 223,051.56 | 201,637.10 | 213,293.51 |

SUSPENSE AND TRUST CASH (CONTINUED)
 YEAR ENDED AUGUST 31, 1971

PAGE 18

| | NET FUND BALANCE 9-1-70 | ADD: DEPOSITS FOR YEAR | LESS: REFUNDS AND CLEARANCES | NET FUND BALANCE 8-31-71 |
|--|-------------------------------|------------------------------|------------------------------------|--------------------------------|
| 000 SUSPENSE FUNDS (DEPARTMENTAL): | | | | |
| 071 MCKNIGHT STATE CHEST HOSPITAL | 26,731.85 | .00 | .00 | 26,731.85 |
| 073 SAN ANTONIO STATE CHEST HOSPITAL | 28,960.89 | .00 | 28,960.89 | .00 |
| 084 HARLINGEN STATE CHEST SANATORIUM | 17,245.24 | 9,161.91 | 14,894.00 | 11,513.15 |
| 001 TEXAS EDUCATION AGENCY | 24,078.82 | 76,526.74 | 78,673.76 | 21,931.80 |
| 081 COORDINATING BOARD, COLLEGE AND UNIVERSITY SYSTEM | 47,297.71 | 7,134,193.82 | 6,792,214.02 | 389,277.51 |
| 002 PARKS AND WILDLIFE DEPARTMENT | 113,061.82 | 16,078,928.78 | 14,034,922.19 | 2,157,068.41 |
| 016 ADMIRAL NIMITZ MUSEUM | 50,000.00 | .00 | 45,000.00 | 5,000.00 |
| TOTAL SUSPENSE FUNDS (DEPARTMENTAL) | 14,554,365.42 | 281,649,945.16 | 267,811,937.74 | 28,392,372.84 |
| TRUST FUNDS | | | | |
| 001 U S SAVINGS BOND | 97,512.45 | 2,840,641.24 | 2,813,029.65 | 125,124.04 |
| 002 COUNTY TAX COLLECTORS | 1,628,641.52 | 64,021,293.66 | 64,560,189.54 | 1,089,745.64 |
| 003 FLOOD AREA SCHOOL AND ROAD | 82.33 | 323,927.70 | 324,010.03 | .00 |
| 004 MOTOR FUEL DISTRIBUTORS BOND TRUST | 43,489.81 | 81,000.00 | 78,500.00 | 45,989.81 |
| 005 FOREIGN CORPORATION FRANCHISE | 1,085,365.37 | 795,000.25 | 45,365.62 | 1,835,000.00 |
| 006 DISSOLUTION OF SOLVENT CORPORATION | 309,143.36 | 3,994.40 | 28,756.09 | 284,381.67 |
| 007 SETTLEMENT OF ESTATES | 233,730.91 | 59,152.19 | 29,875.73 | 263,007.37 |
| 008 BOND INVESTMENTS | 5.00 | .00 | 5.00 | .00 |
| 009 FISCAL AGENCY RECEIVING | 69,554.96 | 20,272,533.48 | 20,275,700.54 | 66,387.90 |
| 013 SOCIAL SECURITY | 3,780,129.73 | 156,975,899.06 | 154,929,840.26 | 5,826,188.53 |
| 014 MOTOR VEHICLE RESPONSIBILITY | 1,864,953.59 | 1,018,779.40 | 1,038,682.01 | 1,845,050.98 |
| 018 INDUSTRIAL ACCIDENT SECOND INJURY | 43,256.04 | 36,300.00 | 34,287.96 | 45,268.08 |
| 019 BURIAL ASSOCIATION AND MUTUAL INSURANCE | 70,988.00 | 300.00 | 10,750.00 | 60,538.00 |
| 020 LOAN AND BROKERAGE COMPANIES ACCOUNT | 100.00 | .00 | .00 | 100.00 |
| 021 LIFE, HEALTH, ACCIDENT AND CASUALTY INSURANCE | 51,420.00 | 177,500.00 | 220,000.00 | 8,920.00 |
| 022 GROUP HOSPITAL GUARANTY | 2,000.00 | .00 | .00 | 2,000.00 |
| 023 INSURANCE COMPANIES UNCLAIMED DIVIDENDS TRUST | 53,786.36 | 3,290.26 | .00 | 57,076.62 |
| 024 COUNTY MUTUAL GUARANTY | 5,500.00 | .00 | .00 | 5,500.00 |
| 027 COUNTY PARTICIPATION | 13,860,368.27 | 6,926,500.05 | 10,648,334.53 | 10,138,533.79 |
| 028 HOSPITAL INMATES ESTATES | 21,256.14 | 2,921.51 | 2,525.23 | 21,652.42 |
| 029 SOCIAL SECURITY ADMINISTRATION | 305,552.77 | 187,526.39 | 192,391.96 | 300,687.20 |
| 030 ROAD BOND-COUPON PAYING | 497,758.41 | 15,568,417.97 | 15,447,518.07 | 618,658.31 |
| 031 DELINQUENT TAX SALES EXCESS | 83,438.33 | 15,879.99 | 30,119.82 | 69,198.50 |
| 032 ESCHEATED ESTATES ACCOUNT | 56.23 | 2.20 | .00 | 58.43 |

SUSPENSE AND TRUST CASH (CONTINUED)
 YEAR ENDED AUGUST 31, 1971

PAGE 19

| | NET FUND BALANCE 9-1-70 | ADD. DEPOSITS FOR YEAR | LESS: REFUNDS AND CLEARANCES | NET FUND BALANCE 8-31-71 |
|---|-------------------------------|------------------------------|------------------------------------|--------------------------------|
| TRUST FUNDS (CONTINUED) | | | | |
| 936 UNEMPLOYMENT COMPENSATION CLEARANCE ACCOUNT | 40,471.22 | 25,316,724.42 | 25,324,677.94 | 32,517.70 |
| 937 UNEMPLOYMENT COMPENSATION BENEFIT ACCOUNT | 944,112.34 | 83,029,666.54 | 83,143,426.07 | 830,352.81 |
| 940 MOTOR VEHICLE PROOF OF RESPONSIBILITY ACCOUNT | 25,000.00 | .00 | 25,000.00 | .00 |
| 941 VARNER-HOGG ESTATES PARK ACCOUNT | 10,442.65 | 7,718.97 | 6,996.77 | 11,164.85 |
| 948 STATE CONSERVATION TRUST ACCOUNT | 47,493.93 | 409,657.19 | 407,151.12 | 50,000.00 |
| 950 S E R S EXPENSE TRUST ACCOUNT | 230,685.51 | 593,208.66 | 551,076.60 | 272,817.57 |
| 951 S E R S EMPLOYEES SAVING ACCOUNT | 927,937.00 | 21,434,460.04 | 21,634,381.42 | 728,015.62 |
| 952 S E R S STATE ACCUMULATION ACCOUNT | 33,710.21 | 19,764,476.62 | 19,650,835.60 | 147,351.23 |
| 953 S E R S RETIREMENT ANNUITY RESERVE ACCOUNT | 17,382.90 | 21,790,248.06 | 21,781,585.38 | 26,045.58 |
| 954 S E R S INTEREST ACCOUNT | 51,086.99 | 15,832,832.80 | 15,781,303.35 | 102,616.44 |
| 955 S E R S INVESTMENT ACCOUNT | .00 | 58,800,025.86 | 58,800,025.86 | .00 |
| 957 VETERANS LAND GROUP INSURANCE ACCOUNT | 1,605.11 | 389,714.00 | 390,906.62 | 412.49 |
| 959 UNCLAIMED FUNDS FOR LIFE INSURANCE COMPANIES | 21,033.12 | 11,948.65 | 4,642.39 | 28,339.38 |
| 960 TEACHERS RETIREMENT SYSTEM TRUST FUND ACCOUNT | 3,889,080.56 | 525,340,057.87 | 525,178,779.61 | 4,050,358.82 |
| 961 CITY SALES TAX TRUST ACCOUNT | 47,699,709.52 | 157,654,202.56 | 150,152,077.14 | 55,201,834.94 |
| 963 OPTIONAL TEACHER'S RETIREMENT PROGRAM TRUST ACCOUNT | 1,022,219.85 | 8,493,759.34 | 8,298,810.99 | 1,217,168.20 |
| 965 PARKS FEE TRUST ACCOUNT | 135,579.41 | 827,705.13 | 794,166.45 | 169,118.09 |
| 966 MODEL CITIES SERVICES PROJECT ACCOUNT | 4,084.24 | 30,984.63 | 33,633.60 | 1,435.27 |
| TOTAL TRUST FUNDS | 79,209,724.14 | 1,209,038,251.09 | 1,202,669,358.95 | 85,578,616.28 |
| TOTAL SUSPENSE AND TRUST | 93,764,089.56 | 1,490,688,196.25 | 1,470,481,296.69 | 113,970,989.12 |
| 938 UNEMPLOYMENT TRUST FUND ACCOUNT (WITH FEDERAL TREASURY) | 346,981,350.87 | 17,301,426.75 | 58,004,404.49 | 306,278,373.13 |
| TOTAL | 440,745,440.43 | 1,507,989,623.00 | 1,528,485,701.18 | 420,249,362.25 |

SECURITIES DEPOSITED IN TRUST WITH THE STATE TREASURER
 YEAR ENDED AUGUST 31, 1971

PAGE 20

| | BALANCE BOND & NOTES 9-1-70 | SECURITIES DEPOSITED | SECURITIES WITHDRAWN | BALANCES BONDS & NOTES 8-31-71 |
|---|-----------------------------------|-------------------------|-------------------------|--------------------------------------|
| STATE DEPOSITORY BOARD: | | | | |
| 910 TIME DEPOSITS | 358,873,700.00 | 222,094,400.00 | 198,251,500.00 | 382,716,600.00 |
| 911 DEMAND DEPOSITS | 399,170,700.00 | 837,559,160.88 | 816,457,860.88 | 420,272,000.00 |
| 925 TEXAS EMPLOYMENT | 2,940,000.00 | .00 | .00 | 2,940,000.00 |
| STATE COMPTROLLER: | | | | |
| 904 MOTOR FUEL DISTRIBUTORS TRUST | 2,000.00 | .00 | .00 | 2,000.00 |
| 956 CIGARETTE AND TOBACCO PRODUCTS BOND ACCOUNT | 25,006.25 | .00 | 6,000.00 | 19,006.25 |
| 962 SALES TAX GUARANTY ACCOUNT | 6,000.00 | .00 | 6,000.00 | .00 |
| STATE TREASURER: | | | | |
| 912 EDUCATIONAL DEPOSITORY TRUST | 18,616,000.00 | 12,381,000.00 | 10,704,000.00 | 20,293,000.00 |
| 940 MOTOR VEHICLE PROOF OF RESPONSIBILITY ACCOUNT | 15,250.00 | 6,800.00 | 22,050.00 | .00 |
| 948 STATE CONSERVATOR TRUST | 200,000.00 | .00 | .00 | 200,000.00 |
| 958 ESCHEATED PERSONAL PROPERTY WITH STATE TREASURER | 122,722.80 | 14,484.12 | 15,100.69 | 122,106.23 |
| BANKING COMMISSION: | | | | |
| 908 BOND INVESTMENT COMPANIES TRUST | 230,000.00 | .00 | .00 | 230,000.00 |
| 916 BUILDING AND LOAN ASSOCIATION TRUST | 100,000.00 | .00 | .00 | 100,000.00 |
| STATE PARKS BOARD: | | | | |
| 941 VARNER-HOGG STATE PARK TRUST | 11,535.00 | .00 | .00 | 11,535.00 |
| INSURANCE COMMISSION: | | | | |
| 917 FIDUCIARY GUARANTY TRUST | 1,798,000.00 | 310,000.00 | 446,000.00 | 1,662,000.00 |
| 919 BURIAL SOCIETY AND MUTUAL INSURANCE TRUST | 282,487.00 | 45,000.00 | 19,350.00 | 308,137.00 |
| 920 LOAN AND BROKERAGE GUARANTY TRUST | 3,200.00 | .00 | .00 | 3,200.00 |
| 921 LIFE, HEALTH, ACCIDENT AND CASUALTY GUARANTY TRUST | 121,445,037.99 | 19,308,482.64 | 13,250,099.35 | 127,503,421.28 |
| 924 COUNTY MUTUAL INSURANCE GUARANTY TRUST | 846,500.00 | 72,000.00 | 63,000.00 | 855,500.00 |
| 933 INSURANCE RECORDING AGENT TRUST | 27,000.00 | .00 | .00 | 27,000.00 |
| SUB-TOTAL | 904,715,139.04 | 1,091,791,327.64 | 1,039,240,960.92 | 957,265,505.76 |

SECURITIES DEPOSITED IN TRUST WITH THE STATE TREASURER (CONTINUED)
 YEAR ENDED AUGUST 31, 1971 PAGE 21

| | BALANCE BOND & NOTES 9-1-70 | SECURITIES DEPOSITED | SECURITIES WITHDRAWN | BALANCES BONDS & NOTES 8-31-71 |
|--|-----------------------------------|-------------------------|-------------------------|--------------------------------------|
| TEACHERS RETIREMENT SYSTEM: | | | | |
| 960 TEACHER RETIREMENT SYSTEM | | | | |
| INVESTMENT ACCOUNT | | | | |
| CITY, COUNTY & DISTRICT | | | | |
| BONDS | 16,967,300.00 | .00 | 383,500.00 | 16,583,800.00 |
| U S GOVERNMENT SECURITIES | 314,816,483.37 | 11,843,780.00 | 45,015,843.29 | 281,644,420.08 |
| CORPORATE NOTES | 33,600,000.00 | 192,300,000.00 | 216,200,000.00 | 9,700,000.00 |
| CORPORATE BONDS | 829,977,272.78 | 182,889,774.25 | 15,938,924.27 | 996,928,122.76 |
| CORPORATE STOCK | 314,064,836.59 | 94,759,493.06 | 28,648,202.00 | 380,176,127.65 |
| SUB-TOTAL TEACHER | | | | |
| RETIREMENT | 1,509,425,892.74 | 481,793,047.31 | 306,186,469.56 | 1,685,032,470.49 |
| TEXAS STATE EMPLOYEES RETIREMENT SYSTEM: | | | | |
| 950 EXPENSE ACCOUNT DEPT. 327 | .00 | .00 | .00 | .00 |
| 955 EMPLOYEES RETIREMENT SYSTEM | | | | |
| INVESTMENT ACCOUNT | | | | |
| U S GOVERNMENT SECURITIES | 81,035,000.00 | 13,975,000.00 | .00 | 95,010,000.00 |
| CORPORATE BONDS | 161,155,000.00 | 23,840,000.00 | 1,855,000.00 | 183,140,000.00 |
| CORPORATE STOCK | 56,452,817.21 | 22,956,288.93 | 13,145,516.75 | 66,263,589.39 |
| SUB-TOTAL EMPLOYEES | | | | |
| RETIREMENT | 298,642,817.21 | 60,771,288.93 | 15,000,516.75 | 344,413,589.39 |
| SECRETARY OF STATE: | | | | |
| 949 AUTOMOBILE SERVICE CLUBS | | | | |
| ACCOUNT | 104,662.25 | 45,087.00 | 17,412.50 | 132,336.75 |
| TOTAL SECURITIES | 2,712,888,511.24 | 1,634,400,750.88 | 1,360,445,359.73 | 2,986,843,902.39 |

SUMMARY OF ALL FUNDS, CASH, INVESTMENTS AND SECURITIES
 YEAR ENDED AUGUST 31, 1971

PAGE 22

| | BALANCE 9-1-70 | BALANCE 8-31-71 | INCREASE OR DECREASE* |
|---|-------------------|--------------------|--------------------------|
| CASH AND INVESTMENTS HELD: | | | |
| FUND CASH IN STATE TREASURY | 505,062,702.71 | 473,647,934.79 | 31,414,767.92* |
| FUND CASH - VARIOUS BANKS | 240,555.00 | 240,635.00 | 80.00 |
| TOTAL STATE CASH | 505,303,257.71 | 473,888,569.79 | 31,414,687.92* |
| FUND INVESTMENTS IN STATE TREASURY | 1,584,796,372.45 | 1,719,548,692.11 | 134,752,319.66 |
| TOTAL CASH AND INVESTMENTS IN STATE TREASURY | 2,090,099,630.16 | 2,193,437,261.90 | 103,337,631.74 |
| SUSPENSE AND TRUST CASH WITH STATE TREASURY | 93,764,089.56 | 113,970,989.12 | 20,206,899.56 |
| SECURITIES IN TRUST WITH STATE TREASURY | 2,712,888,511.24 | 2,986,843,902.39 | 273,955,391.15 |
| ACCOUNT WITH FEDERAL TREASURY | 346,981,350.87 | 306,278,373.13 | 40,702,977.74* |
| TOTAL ALL CASH, INVESTMENTS AND SECURITIES | 5,243,733,581.83 | 5,600,530,526.54 | 356,796,944.71 |

BONDED INDEBTEDNESS OF THE STATE OF TEXAS
 YEAR ENDED AUGUST 31, 1971

PAGE 23

| | OUTSTANDING 9-1-70 | REDEEMED | ISSUED | OUTSTANDING 8-31-71 |
|--|-----------------------|---------------|----------------|------------------------|
| SECTION I: INTEREST ON OLD MANUSCRIPT BOND | | | | |
| TEXAS RELIEF BONDS 1ST SERIES PAYABLE OUT OF GENERAL REVENUE FUND | 20.00 | .00 | .00 | 20.00 |
| TEXAS RELIEF BONDS 2ND SERIES PAYABLE OUT OF GENERAL REVENUE FUND | 22.50 | .00 | .00 | 22.50 |
| TOTAL SECTION I | 42.50 | .00 | .00 | 42.50 |
| SECTION II: COLLEGE BUILDING BONDS, AUTHORIZED BY ARTICLE 7, SECTION 17, CONSTITUTION OF TEXAS | | | | |
| TEXAS A & I UNIVERSITY | 2,435,000.00 | 230,000.00 | .00 | 2,205,000.00 |
| NORTH TEXAS STATE UNIVERSITY | 7,860,000.00 | 750,000.00 | .00 | 7,110,000.00 |
| TEXAS WOMANS UNIVERSITY | 1,750,000.00 | 165,000.00 | .00 | 1,585,000.00 |
| STATE SENIOR COLLEGES | 16,460,000.00 | 1,590,000.00 | .00 | 14,870,000.00 |
| TEXAS TECHNOLOGICAL UNIVERSITY | 9,540,000.00 | 910,000.00 | .00 | 8,630,000.00 |
| LAMAR STATE UNIVERSITY | 5,880,000.00 | 560,000.00 | .00 | 5,320,000.00 |
| TEXAS SOUTHERN UNIVERSITY | 2,145,000.00 | 200,000.00 | .00 | 1,945,000.00 |
| UNIVERSITY OF HOUSTON | 11,485,000.00 | 1,095,000.00 | .00 | 10,390,000.00 |
| MIDWESTERN UNIVERSITY | 1,920,000.00 | 180,000.00 | .00 | 1,740,000.00 |
| PAN AMERICAN UNIVERSITY | 1,815,000.00 | 170,000.00 | .00 | 1,645,000.00 |
| UNIVERSITY OF TEXAS AT ARLINGTON | 9,415,000.00 | 900,000.00 | .00 | 8,515,000.00 |
| TOTAL SECTION II | 70,705,000.00 | 6,750,000.00 | .00 | 63,955,000.00 |
| SECTION III: BUILDING BONDS FOR UNIVERSITY OF TEXAS AND A & M UNIVERSITY, AUTHORIZED BY ARTICLE 7, SECTION 18, CONSTITUTION OF TEXAS | | | | |
| UNIVERSITY OF TEXAS | 71,970,000.00 | 3,865,000.00 | 9,000,000.00 | 77,105,000.00 |
| A & M UNIVERSITY | 34,835,000.00 | 2,050,000.00 | 5,000,000.00 | 37,785,000.00 |
| TOTAL SECTION III | 106,805,000.00 | 5,915,000.00 | 14,000,000.00 | 114,890,000.00 |
| SECTION IV: VETERANS LAND FUNDS BONDS, AUTHORIZED BY ARTICLE 3, SECTION 49B, CONSTITUTION OF TEXAS | | | | |
| VETERANS LAND FUND BONDS | 211,060,000.00 | 6,725,000.00 | 48,500,000.00 | 252,835,000.00 |
| SECTION V: TEXAS WATER DEVELOPMENT BONDS, AUTHORIZED BY ARTICLE 3, SECTION 49C, AND 49D, CONSTITUTION OF TEXAS | | | | |
| TEXAS WATER DEVELOPMENT BONDS | 90,580,000.00 | 2,820,000.00 | 40,100,000.00 | 127,860,000.00 |
| SECTION VI: TEXAS STUDENT LOAN BONDS, AUTHORIZED BY ARTICLE 3, SECTION 50B, CONSTITUTION OF TEXAS | | | | |
| COLLEGE STUDENT LOAN BONDS | 82,000,000.00 | 2,000,000.00 | 32,500,000.00 | 112,500,000.00 |
| SECTION VII: TEXAS PARK DEVELOPMENT BONDS, AUTHORIZED BY ARTICLE 3, SECTION 49E, CONSTITUTION OF TEXAS | | | | |
| PARK DEVELOPMENT BONDS | 5,750,000.00 | .00 | .00 | 5,750,000.00 |
| TOTAL BONDED INDEBTEDNESS | 566,900,042.50 | 24,210,000.00 | 135,100,000.00 | 677,790,042.50 |

OMNIBUS TAX RECEIPTS AND ALLOCATIONS
FOR THE FISCAL YEAR ENDED AUGUST 31, 1971

PAGE 24

| | AMOUNT | ENFORCEMENT | FUND 2 | FUND 120 | FUND 1 | OTHER |
|---|----------------|--------------|----------------|----------------|----------------|--------------|
| RECEIPTS ALLOCABLE: | | | | | | |
| 020 OIL PRODUCTION | 192,474,023.63 | 953,921.94 | | | | |
| 022 NATURAL & CASINGHEAD GAS | 108,809,093.44 | 530,101.16 | | | | |
| 024 SULPHUR | 4,290,743.09 | | | | | |
| 040 CEMENT | 3,361,158.91 | | | | | |
| 042 UTILITIES | 20,227,324.11 | | | | | |
| 044 TELEPHONE | 18,579,311.04 | | | | | |
| 046 OIL & GAS WELL SERVICING | 859,473.78 | | | | | |
| 050 EXPRESS COMPANIES TAX | 8,062.31 | | | | | |
| 052 CARLINE COMPANIES TAX | 45,134.62 | | | | | |
| 056 ADMISSIONS TAX | 3,837,467.57 | | | | | |
| 080 LIQUOR TAX | 24,545,087.79 | 1,988,593.21 | | | | |
| 082 WINE TAX | 1,982,836.46 | 155,520.00 | | | | |
| 084 ALE TAX (MALT LIQUOR) | 744,928.36 | 57,600.00 | | | | |
| 087 TELEGRAPH TAX | 80,460.91 | | | | | |
| 090 BEER TAX | 33,265,396.26 | 2,596,610.02 | | | | |
| 096 MOTOR VEHICLE TAX | 97,569,073.74 | | | | | |
| 153 STOCK TRANSFER TAX | 1,409.83* | | | | | |
| 155 INSURANCE OCCUPATION TAX | 59,097,665.57 | | | | 25,000.00 | |
| 172 COIN DEVICE MACHINE TAX | 806,913.77 | | | | | |
| 180 MISCELLANEOUS OCCUPATION | 84,804.00 | | | | | |
| 199 REVENUE REFUNDS APPLIED | 571,413.51 | | | | | |
| 201 COIN MACHINE LICENSE, FEE & PENALTY | 356,040.00 | | | | | |
| 565 WARRANTS VOIDED BY STATUTE OF LIMITATIONS | 26.25 | | | | | |
| SUB TOTAL | 571,595,029.29 | 6,282,346.33 | 141,321,920.74 | 423,965,762.22 | 25,000.00 | |
| 210 LIQUOR PERMITS | 2,328,796.69 | | | | | |
| 211 WINE & BEER PERMITS | 959,666.01 | | | | | |
| SUB TOTAL | 3,288,462.70 | | | 3,288,462.70 | | |
| 074 CIGARETTE TAX | 192,317,596.61 | | | | | |
| 207 CIGARETTE & TOBACCO PERMITS | 296,289.46 | | | | | |
| SUB TOTAL | 192,613,886.07 | 886,500.87 | 8,699,800.63 | | 181,889,517.39 | 1,138,067.18 |
| 026 OIL & GAS REGULATION TAX | 2,350,018.54 | | | | | 2,350,018.54 |
| TOTAL TO ALLOCATE | 769,847,396.60 | 7,168,847.20 | 150,021,721.37 | 427,254,224.92 | 181,914,517.39 | 3,488,085.72 |

OMNIBUS TAX RECEIPTS AND ALLOCATIONS
FOR THE FISCAL YEAR ENDED AUGUST 31, 1971

PAGE 25

| | AMOUNT | ENFORCEMENT | FUND 2 | FUND 120 | FUND 1 | OTHER |
|----------------------------------|----------------|--------------|----------------|----------------|----------------|--------------|
| ENFORCEMENT: | | | | | | |
| COMPTROLLER'S OPERATING FUND 62 | | | | | | |
| CRUDE OIL | 953,921.94 | 953,921.94 | | | | |
| NATURAL GAS | 530,101.16 | 530,101.16 | | | | |
| CIGARETTE TAX | 886,500.87 | 886,500.87 | | | | |
| LIQUOR ACT ENFORCEMENT FUND 97 | 4,798,323.23 | 4,798,323.23 | | | | |
| OIL AND GAS ENFORCEMENT FUND 155 | 2,350,018.54 | | | | | 2,350,018.54 |
| TEXAS PARKS FUND 031 | 1,138,067.18 | | | | | 1,138,067.18 |
| AVAILABLE SCHOOL FUND 2 | 150,021,721.37 | | 150,021,721.37 | | | |
| GENERAL REVENUE FUND 1 | 181,914,517.39 | | | | 181,914,517.39 | |
| ALLOCATION OF OMNIBUS | | | | | | |
| TO PRIORITY FUNDS: | | | | | | |
| FARM TO MARKET ROAD FUND 189 | 15,000,000.00 | | | 15,000,000.00 | | |
| BLIND ASSISTANCE FUND 121 | 1,400,000.00 | | | 1,400,000.00 | | |
| CHILDREN ASSISTANCE | | | | | | |
| FUND 122 | 21,100,000.00 | | | 21,100,000.00 | | |
| OLD AGE ASSISTANCE FUND 27 | 50,000,000.00 | | | 50,000,000.00 | | |
| DISABLED ASSISTANCE FUND 101 | 5,500,000.00 | | | 5,500,000.00 | | |
| MEDICAL ASSISTANCE FUND 149 | 91,221,002.00 | | | 91,221,002.00 | | |
| TEACHER RETIREMENT | 77,846,327.90 | | | 77,846,327.90 | | |
| FOUNDATION SCHOOL FUND 193 | 125,317,485.87 | | | 125,317,485.87 | | |
| EXCESS PRIORITY TO GENERAL | | | | | | |
| REVENUE FUND 1 | 33,538,251.53 | | | 33,538,251.53 | | |
| COMPTROLLERS OPERATING FUND 62 | 50,000.00 | | | 50,000.00 | | |
| OTHER USES: | | | | | | |
| FOR 1972 ALLOCATION | 5,635,743.10 | | | 5,635,743.10 | | |
| REFUNDS OF REVENUE | 571,413.51 | | | 571,413.51 | | |
| PAYMENT SMALL CLAIMS | 74,001.01 | | | 74,001.01 | | |
| OTHER USES TOTAL | 6,281,157.62 | | | 6,281,157.62 | | |
| TOTAL | 769,847,396.60 | 7,168,847.20 | 150,021,721.37 | 427,254,224.92 | 181,914,517.39 | 3,488,085.72 |

MOTOR FUEL RECEIPTS AND ALLOCATIONS
FOR THE YEAR ENDED AUGUST 31, 1971

| | |
|---|----------------|
| ACTUAL GROSS RECEIPTS | 341,403,140.87 |
| LESS: 1% ENFORCEMENT | 3,317,677.87 |
| ADJUSTED GROSS RECEIPTS | 338,085,463.00 |
| LESS: REFUNDS: | 7,568,155.71 |
| NET MOTOR FUEL RECEIPTS | 330,517,307.29 |
| PLUS VOIDED WARRANTS | 3,490.50 |
| LESS TRANSFERS: | |
| REFUND FILING FEES—FUND 62 | 31,128.50 |
| 3/4 UNCLAIMED AIRCRAFT FUEL REFUNDS—FUND 150 | 662,717.44 |
| 1/4 UNCLAIMED AIRCRAFT FUEL REFUNDS—FUND 2 | 220,905.81 |
| 3/4 UNCLAIMED MOTOR BOAT FUEL REFUNDS—FUND 63 | 1,702,570.09 |
| 1/4 UNCLAIMED MOTOR BOAT FUEL REFUND—FUND 2 | 567,523.38 |
| TOTAL RECEIPTS | 327,335,952.57 |
| ALLOCATED AS FOLLOWS: | |
| ONE-FOURTH AVAILABLE SCHOOL FUND | 81,828,653.48 |
| BOARD OF COUNTY AND DISTRICT ROAD INDEBTEDNESS: | |
| ADMINISTRATION | .00 |
| GRANTS TO COUNTIES | 7,300,000.00 |
| TOTAL TO THE BOARD | 7,300,000.00 |
| SMALL CLAIMS FOR REFUNDS OF PRIOR YEAR | 498.76 |
| BALANCE TO HIGHWAY FUND 6 | 236,672,925.90 |
| TOTAL ALLOCATIONS | 325,802,078.14 |
| NET CASH BALANCE 9-1-70 | 22,287,677.48 |
| NET CASH BALANCE 8-31-71 | 23,821,551.91 |
| RESERVE FOR ALLOCATION IN 1972 | 1,533,874.43 |
| TOTAL | 327,335,952.57 |

SUMMARY OF NET EXPENDITURES BY OBJECT OF EXPENDITURES
 YEAR ENDED AUGUST 31, 1971

PAGE 27

| | GENERAL REVENUE FUND 1 | STATE HIGHWAY FUND 6 | OTHER SPECIAL FUNDS | NET TOTAL |
|---|------------------------------|----------------------------|---------------------------|----------------|
| PERSONAL SERVICES: | | | | |
| 01 SALARIES AND WAGES | 434,027,870.85 | 164,438,186.73 | 142,702,748.13 | 741,168,805.71 |
| 02 PROFESSIONAL SERVICES AND FEES | 6,008,390.19 | 42,888.78 | 5,454,823.29 | 11,506,102.26 |
| 03 EMPLOYEES MAINTENANCE | 50,502.00 | .00 | .00 | 50,502.00 |
| 04 JUDICIAL FEES AND COURT COSTS (COMPTROLLER'S JUDICIARY SECTION ONLY) | 911,402.38 | .00 | .00 | 911,402.38 |
| 05 EMPLOYEES RETIREMENT MATCHING | 6,729,313.64 | 7,257,296.02 | 5,720,800.79 | 19,707,410.45 |
| 06 TEACHERS RETIREMENT MATCHING | .00 | .00 | 77,846,327.90 | 77,846,327.90 |
| 07 O.A.S.I. MATCHING | 16,870,434.71 | 7,238,150.17 | 6,167,953.30 | 30,276,538.18 |
| 08 WORKMEN'S COMPENSATION TRANSFERS | 100,233.88 | .00 | 142,122.26 | 242,356.14 |
| TOTAL PERSONAL SERVICES | 464,698,147.65 | 178,976,521.70 | 238,034,775.67 | 881,709,445.02 |
| CONSUMABLE SUPPLIES AND MATERIALS: | | | | |
| 10 PRINTING AND OFFICE SUPPLIES | 1,664,237.04 | 74,730.10 | 2,937,187.45 | 4,676,154.59 |
| 11 GASOLINE, OIL, LUBRICANTS, WASH AND GREASE | 718,895.72 | 774,451.66 | 941,773.98 | 2,435,121.36 |
| 12 FOOD FOR PERSONS | 8,191,012.14 | .00 | .00 | 8,191,012.14 |
| 13 CLOTHING AND DRYGOODS FOR PERSONS | 354,835.34 | 64,582.18 | 273,758.40 | 693,175.92 |
| 14 FEED FOR ANIMALS, SEED AND SMALL PLANTS | 632,073.67 | 100.00 | 389,857.46 | 1,022,031.13 |
| 15 DRUGS AND CHEMICALS FOR MEDICAL AND LABORATORY | 3,901,483.49 | 51.75 | 599,519.32 | 4,501,054.56 |
| 16 OTHER SUPPLIES AND MATERIALS (EXCEPT HIGHWAY DEPARTMENT) | 10,593,836.03 | 432,330.69 | 14,132,508.51 | 25,158,675.23 |
| 17 OTHER SUPPLIES, MATERIALS AND OPERATION COSTS (HIGHWAY DEPARTMENT ONLY) | .00 | 64,968,406.59 | .00 | 64,968,406.59 |
| TOTAL CONSUMABLE SUPPLIES AND MATERIALS | 26,056,373.43 | 66,314,652.97 | 19,274,605.12 | 111,645,631.52 |
| CURRENT AND RECURRING OPERATING EXPENSE: | | | | |
| 20 POSTAGE | 1,384,919.09 | 459,983.49 | 2,711,862.02 | 4,556,764.60 |
| 21 UTILITIES, TELEPHONE AND TELEGRAPH | 15,382,056.69 | 395,115.63 | 8,434,453.27 | 24,211,625.59 |
| 22 TRANSPORTATION OF THINGS | 116,038.75 | 5,592.41 | 447,502.67 | 569,133.83 |
| 23 REPAIRS TO BUILDINGS CONTRACT (WRITTEN OR ORAL) | 154,096.29 | 640.10 | 408,159.29 | 562,895.68 |
| 24 REPAIRS OTHER CONTRACT | 638,358.36 | 391,192.92 | 821,477.22 | 1,851,028.50 |
| 25 TRAVEL EXPENSE | 5,148,024.52 | 406,816.14 | 9,305,559.87 | 14,860,400.53 |
| 26 RENTALS | 5,048,827.70 | 433,647.57 | 10,899,236.58 | 16,381,711.85 |
| 27 INSURANCE AND BOND PREMIUMS | 6,928.08 | .00 | 21,031.56 | 27,959.64 |
| 28 OTHER OPERATING EXPENSE | 8,527,375.17 | 555,341.84 | 13,565,570.45 | 22,648,287.46 |
| TOTAL CURRENT OR RECURRING OPERATING EXPENSE | 36,406,624.65 | 2,648,330.10 | 46,614,852.93 | 85,669,807.68 |

SUMMARY OF NET EXPENDITURES BY OBJECT OF EXPENDITURES (CONTINUED)
 YEAR ENDED AUGUST 31, 1971

| | GENERAL REVENUE FUND 1 | STATE HIGHWAY FUND 6 | OTHER SPECIAL FUNDS | NET TOTAL |
|--|------------------------------|----------------------------|---------------------------|------------------|
| ASSISTANCE AND PENSIONS: | | | | |
| 30 OLD AGE ASSISTANCE | .00 | .00 | 174,827,957.00 | 174,827,957.00 |
| 32 BLIND ASSISTANCE | .00 | .00 | 3,802,426.67 | 3,802,426.67 |
| 34 CHILDREN ASSISTANCE | 2,000,000.00 | .00 | 124,160,993.22 | 126,160,993.22 |
| 35 MEDICAL CARE OTHER | 6,797,500.00 | .00 | 129,058,552.32 | 135,856,052.32 |
| 36 DISABLED ASSISTANCE | .00 | .00 | 19,904,276.00 | 19,904,276.00 |
| 37 MEDICAL CARE HOSPITAL | .00 | .00 | 143,142,279.95 | 143,142,279.95 |
| 38 CONFEDERATE PENSIONS | .00 | .00 | 21,300.00 | 21,300.00 |
| 39 RANGER PENSIONS | .00 | .00 | 72,480.00 | 72,480.00 |
| TOTAL ASSISTANCE AND PENSIONS | 8,797,500.00 | .00 | 594,990,265.16 | 603,787,765.16 |
| GRANTS: | | | | |
| 40 SCHOOL APPORTIONMENT | 473,925,675.21 | .00 | 413,201,411.40 | 887,127,086.61 |
| 41 GRANTS ELEMENTARY AND SECONDARY SCHOOLS | 5,875,165.37 | .00 | 142,821,759.17 | 148,696,924.54 |
| 42 GRANTS JUNIOR COLLEGES | 46,778,378.28 | .00 | 9,143,933.44 | 55,922,311.72 |
| 43 GRANTS SENIOR COLLEGES AND UNIVERSITIES | 1,100,060.30 | .00 | 5,043,523.86 | 6,143,584.16 |
| 44 GRANT-IN-AID VARIOUS | 6,798,004.20 | .00 | 4,294,098.15 | 11,092,102.35 |
| 45 GRANTS TO COUNTIES | 1,131,202.30 | .00 | 10,560,489.71 | 11,691,692.01 |
| 46 GRANTS TO CITIES | 12,484.70 | .00 | 8,914,964.68 | 8,927,449.38 |
| 47 GRANTS TO OTHER POLITICAL SUB-DIVISIONS | .00 | .00 | 1,070,351.69 | 1,070,351.69 |
| 48 GRANTS TO OTHERS | 6,676,148.63 | .00 | 29,468,309.76 | 36,144,458.39 |
| TOTAL GRANTS | 542,297,118.99 | .00 | 624,518,841.86 | 1,166,815,960.85 |
| PAYMENTS OF INDEBTEDNESS AND INTEREST: | | | | |
| 50 PRINCIPAL ON STATE BONDS | .00 | .00 | 24,210,000.00 | 24,210,000.00 |
| 51 PRINCIPAL ON OTHER INDEBTEDNESS | .00 | .00 | 40,554.59 | 40,554.59 |
| 55 INTEREST ON STATE BONDS | .00 | .00 | 22,872,077.25 | 22,872,077.25 |
| 59 MISCELLANEOUS CLAIMS | 24,414.94 | 24,673.26 | 122,888.15 | 171,976.35 |
| TOTAL PAYMENT OF INDEBTEDNESS AND INTEREST | 24,414.94 | 24,673.26 | 47,245,519.99 | 47,294,608.19 |
| CAPITAL OUTLAY: | | | | |
| 60 EQUIPMENT AND FURNITURE INVENTORY (CONTROLLED BY THE COMPTROLLER) | 7,925,377.12 | 791,399.83 | 12,573,497.89 | 21,290,274.84 |
| 61 OTHER EQUIPMENT AND FURNITURE | 2,483.98 | .00 | 37,038.73 | 39,522.71 |
| 62 LIBRARY BOOKS | 2,658,510.79 | 5,229.10 | 4,874,136.29 | 7,537,876.18 |
| 63 TEXTBOOKS | .00 | .00 | 17,893,306.33 | 17,893,306.33 |
| 64 LIVESTOCK AND POULTRY | 39,876.42 | .00 | 55,130.73 | 95,007.15 |
| 65 HIGHWAY DEPARTMENT, CONSTRUCTION, IMPROVEMENTS & RIGHT OF WAY PURCHASE | .00 | 453,700,624.29 | .00 | 453,700,624.29 |

SUMMARY OF NET EXPENDITURES BY OBJECT OF EXPENDITURES (CONTINUED)
YEAR ENDED AUGUST 31, 1971

PAGE 29

| | GENERAL REVENUE FUND 1 | STATE HIGHWAY FUND 6 | OTHER SPECIAL FUNDS | NET TOTAL |
|--|------------------------------|----------------------------|---------------------------|----------------------|
| CAPITAL OUTLAY (CONTINUED): | | | | |
| 66 LAND PURCHASED | 23,900.00 | .00 | 381,125.70 | 405,025.70 |
| 67 LAND IMPROVEMENTS | 459,397.49 | .00 | 1,873,785.83 | 2,333,183.32 |
| 68 BUILDINGS—PURCHASED, CONSTRUCTED AND REMODELED | 20,621,485.23 | 104,113.68 | 15,890,980.67 | 36,616,579.58 |
| TOTAL CAPITAL OUTLAY | 31,731,031.03 | 454,601,366.90 | 53,579,002.17 | 539,911,400.10 |
| NON—GOVERNMENTAL COST: | | | | |
| 71 PURCHASE OF STATE BONDS | .00 | .00 | 1,686,000.00 | 1,686,000.00 |
| 72 PURCHASE OF US GOVERNMENT SECURITIES | .00 | .00 | 234,725,500.00 | 234,725,500.00 |
| 74 PURCHASE OF NOTES AND OTHER EVIDENCE OF INDEBTEDNESS | .00 | .00 | 6,649,014.79 | 6,649,014.79 |
| 75 PURCHASE OF CORPORATE BONDS | .00 | .00 | 241,764,000.00 | 241,764,000.00 |
| 76 PURCHASE OF CORPORATE STOCK | .00 | .00 | 91,556,581.12 | 91,556,581.12 |
| 77 LOANS TO POLITICAL SUB—DIVISION | .00 | .00 | 1,880,000.00 | 1,880,000.00 |
| 78 PETTY CASH ADVANCES | 830.00 | .00 | .00 | 830.00 |
| 79 PURCHASE OF WATER RIGHTS | .00 | .00 | 2,404,730.93 | 2,404,730.93 |
| 80 ACCRUED INTEREST ON INVESTMENTS | .00 | .00 | 3,037,214.41 | 3,037,214.41 |
| 83 DISCOUNTS ON INVESTMENTS | .00 | .00 | 199,103.29* | 199,103.29* |
| 85 PREMIUMS ON INVESTMENTS | .00 | .00 | 3,087,815.81* | 3,087,815.81* |
| 90 ALLOCATIONS FUND 120 | .00 | .00 | 680,382,562.53 | 680,382,562.53 |
| 92 LAND PURCHASED FOR RESALE | .00 | .00 | 16,054,233.70 | 16,054,233.70 |
| 93 MISCELLANEOUS NON—GOVERNMENTAL EXPENDITURES | 2,028,753.34 | .00 | 18,737,650.14 | 20,766,403.48 |
| 95 DEPARTMENTAL TRANSFERS | 3,274,549.74 | 4,117,691.59 | 19,977,801.14 | 27,370,042.47 |
| 96 OPERATING FUND TRANSFERS | 14,961,046.38 | 14,000.00 | 15,016,170.62 | 29,991,217.00 |
| 97 MERCHANDISE PURCHASED FOR RESALE | 1,079,416.24 | .00 | .00 | 1,079,416.24 |
| 98 ALLOCATIONS FUND 60 | .00 | .00 | 332,304,102.47 | 332,304,102.47 |
| 99 DEPARTMENTAL TRANSFERS—APPROPRIATION | 3,211,063.76 | .00 | .00 | 3,211,063.76 |
| 101 LOANS TO COLLEGE STUDENTS | .00 | .00 | 17,455,165.30 | 17,455,165.30 |
| 199 REFUNDS OF REVENUE | 3,047,644.99 | .00 | 9,536,776.64 | 12,584,421.63 |
| 221 DEPARTMENTAL TRANSFERS—TELEPHONE SERVICES | 672,594.72 | 204,953.38 | 646,510.82 | 1,524,058.92 |
| 999 REFUND OF EXPENDITURES | 805,687.70 | 698,221.80 | 14,872,192.09 | 16,376,101.59 |
| TOTAL NON—GOVERNMENTAL COST | 29,081,586.87 | 5,034,866.77 | 1,705,399,287.60 | 1,739,515,741.24 |
| TOTAL GOVERNMENTAL AND NON—GOVERNMENTAL COST | 1,139,092,797.56 | 707,600,411.70 | 3,329,657,150.50 | 5,176,350,359.76 |

1980-1981

1982-1983

1984-1985

1986-1987

1988-1989

1990-1991

1992-1993

1994-1995

1996-1997

1998-1999

2000-2001

2002-2003

2004-2005

2006-2007


2008-2009

2010-2011

2012-2013

2014-2015






ANNUAL REPORT OF THE
COMPTROLLER OF PUBLIC ACCOUNTS

STATE OF TEXAS

1971

TO THE GOVERNOR



PART 1B

RECEIPTS AND DISBURSEMENTS
OF STATE FUNDS

ROBERT S. CALVERT
COMPTROLLER


Documents Department
NOV 8 1971
Dallas Public Library

ANNUAL REPORT OF THE
COMPTROLLER OF PUBLIC ACCOUNTS

STATE OF TEXAS

1971

TO THE GOVERNOR



PART 1B

RECEIPTS AND DISBURSEMENTS
OF STATE FUNDS

ROBERT S. CALVERT
COMPTROLLER







ROBERT S. CALVERT
COMPTROLLER

Comptroller of Public Accounts
State of Texas
Austin

October 23, 1971

Honorable Preston Smith
Governor of Texas
Austin, Texas

Dear Sir:

I submit herewith Part IB of my Annual Report for the fiscal year ending August 31, 1971.

Part II will be submitted at a later date. Part II will contain statements of tax collectors' accounts, assessed valuation, tax rates and other miscellaneous information.

I wish to express my appreciation to the Governor, the Legislature and other State agencies for their fine cooperation in matters connected with the Department.

Respectfully yours,

Robert S. Calvert
Comptroller of Public Accounts

RSC:sc



TABLE OF CONTENTS

| TITLE | FUND NO. | PAGE NO. |
|---|----------|----------|
| GENERAL REVENUE FUND | 001 | 001 |
| AVAILABLE SCHOOL FUND | 002 | 070 |
| TEXTBOOK FUND | 003 | 072 |
| PAN AMERICAN UNIV MINERAL FUND | 004 | 073 |
| CONDEFERATE PENSION FUND | 005 | 074 |
| STATE HIGHWAY FUND | 006 | 075 |
| STATE BUILDING FUND | 007 | 078 |
| SPECIAL GAME & FISH FUND | 009 | 080 |
| MOTOR VEHICLE INSURANCE FUND | 010 | 083 |
| AVAILABLE UNIVERSITY FUND | 011 | 084 |
| BUILDING CONSTRUCTION PLANNING FUND | 012 | 086 |
| FIRE INSURANCE FUND | 013 | 087 |
| COMPENSATION INSURANCE FUND | 014 | 088 |
| AVAILABLE LUNATIC ASYLUM FUND | 015 | 089 |
| AVAILABLE DEAF & DUMB INSTITUTE FUND | 016 | 090 |
| AVAILABLE BLIND INSTITUTE FUND | 017 | 091 |
| AVAILABLE ORPHANS HOME FUND | 018 | 092 |
| VITAL STATISTICS FUND | 019 | 093 |
| TRUST ACCT-FEDERAL AID-HIGHWAY ACT FUND | 021 | 095 |
| DEPARTMENT OF AGRICULTURE FUND | 023 | 096 |
| PSYCHOLOGISTS LICENSING FUND | 024 | 098 |
| UNEMPLOYMENT COMPENSATION ADMIN FUND | 026 | 099 |
| OLD AGE ASSISTANCE FUND | 027 | 101 |
| TRAFFIC SAFETY FUND | 029 | 102 |
| EDUCATION AGENCY DRIVER EDUCATION FUND | 030 | 104 |
| TEXAS PARKS FUND | 031 | 105 |
| YOUTH COUNCIL MINERAL FUND | 032 | 106 |
| SANITARIANS REGISTRATION AND LICENSE FUND | 033 | 107 |
| OPTOMETRY FUND | 034 | 108 |
| VETERINARY FUND | 035 | 110 |
| INSURANCE COMMISSION OPERATING FUND | 036 | 112 |
| FEDERAL CHILD WELFARE SERVICE FUND | 037 | 114 |
| CENTRAL EDUCATION AGENCY PROGRAM FUND | 038 | 115 |
| COMMODITY DISTRIBUTION FUND | 039 | 116 |
| BARBER EXAMINERS FUND | 040 | 118 |
| BOARD OF WATER ENGINEERS FUND | 041 | 120 |
| PERMANENT SCHOOL FUND | 044 | 121 |
| PERMANENT UNIVERSITY FUND | 045 | 122 |
| ENDOWMENT FUND MEDICAL BRANCH U OF T | 046 | 123 |
| A & M UNIV AVAILABLE FUND | 047 | 124 |
| PERMANENT BLIND INSTITUTE FUND | 048 | 126 |
| PERMANENT DEAF & DUMB INSTITUTE FUND | 049 | 127 |
| PERMANENT LUNATIC ASYLUM FUND | 050 | 128 |
| PERMANENT ORPHANS HOME FUND | 051 | 129 |
| VETERANS LAND BOARD FUND | 052 | 130 |
| SCHOOL BUS REVOLVING FUND | 053 | 131 |
| INSURANCE EXAMINATION FUND | 054 | 132 |
| MEDICAL REGISTRATION FUND | 055 | 133 |
| PROFESSIONAL ENGINEERS FUND | 056 | 134 |
| COUNTY & ROAD DISTRICT HIGHWAY FUND | 057 | 136 |
| FEED CONTROL FUND | 058 | 138 |

TABLE OF CONTENTS (CONTINUED)

| TITLE | FUND NO. | PAGE NO. |
|--|----------|----------|
| SPECIAL BOAT FUND | 059 | 139 |
| HIGHWAY MOTOR FUEL TAX FUND | 060 | 141 |
| COMMISSION FOR REHABILITATION OPERATING FUND | 061 | 142 |
| COMPTROLLERS OPERATING FUND | 062 | 144 |
| LAND & WATER RECREATION & SAFETY FUND | 063 | 146 |
| STATE PARKS FUND | 064 | 148 |
| LAND OFFICE SALE FEE FUND | 065 | 150 |
| CONFISCATED LIQUOR FUND | 067 | 151 |
| MIXED BEVERAGE TAX FUND | 068 | 152 |
| BOARD OF LANDSCAPE ARCHITECTS FUND | 069 | 153 |
| BICENTENNIAL FUND | 070 | 154 |
| ATTORNEY GENERAL OPERATING FUND | 072 | 155 |
| REGISTERED PUBLIC SURVEYORS FUND | 075 | 157 |
| PREPAID FUNERAL CONTRACT FUND | 076 | 159 |
| LAND OFFICE PERMIT FEE FUND | 080 | 160 |
| DONATED COMMODITY DISTRIBUTION FUND | 083 | 161 |
| INSURANCE AGENTS LICENSE FUND | 085 | 162 |
| DENTAL REGISTRATION FUND | 086 | 163 |
| BOARD OF COSMETOLOGISTS FUND | 088 | 165 |
| YOUTH DEVELOPMENT FUND | 089 | 167 |
| FEDERAL DISASTER FUND | 092 | 168 |
| MANAGING GENERAL AGENTS FUND | 093 | 169 |
| WORKMENS COMPENSATION FUND | 094 | 170 |
| A & M UNIV MINERAL INVESTMENT FUND | 095 | 172 |
| A & M UNIV MINERAL INCOME FUND | 096 | 173 |
| LIQUOR ACT ENFORCEMENT FUND | 097 | 174 |
| OPERATORS & CHAUFFEURS FUND | 099 | 176 |
| TREASURY FISCAL AGENCY FUND | 100 | 178 |
| STATE DISABLED ASSISTANCE FUND | 101 | 179 |
| AIR CONTROL BOARD SPECIAL FUND | 102 | 180 |
| CREDIT INSURANCE FUND | 103 | 181 |
| ARCHITECTS REGISTRATION FUND | 109 | 182 |
| EDUCATION AGENCY OPERATING FUND | 112 | 184 |
| MUTUAL ASSESSMENT FUND | 113 | 186 |
| REAL ESTATE LICENSE FUND | 114 | 187 |
| INSURANCE FEE FUND | 115 | 189 |
| FEDERAL PUBLIC WELFARE ADMIN FUND | 117 | 190 |
| FEDERAL PUBLIC LIBRARY SERVICE FUND | 118 | 191 |
| FIRE WORKS LICENSE FUND | 119 | 193 |
| OMNIBUS TAX CLEARANCE FUND | 120 | 194 |
| BLIND ASSISTANCE FUND | 121 | 196 |
| CHILDREN ASSISTANCE FUND | 122 | 197 |
| WATER BOARD PLANNING FUND | 123 | 198 |
| LCL RECORDING AGTS AND SLSTRS LCNS FUND | 124 | 199 |
| FEDERAL ECONOMIC OPPORTUNITY FUND | 127 | 200 |
| HOSPITAL LICENSING FUND | 129 | 202 |
| FEDERAL BLIND ASSISTANCE FUND | 131 | 203 |
| FEDERAL OLDER AMERICANS FUND | 134 | 204 |
| FEDERAL MENTAL HEALTH FUND | 135 | 206 |
| CHIROPRACTIC EXAMINERS FUND | 140 | 207 |
| FEDERAL ADULT BLIND FUND | 141 | 208 |

TABLE OF CONTENTS (CONTINUED)


| TITLE | FUND NO. | PAGE NO. |
|--|----------|----------|
| FEDERAL HEALTH EDUCATION & WELFARE FUND | 148 | 210 |
| MEDICAL ASSISTANCE FUND | 149 | 212 |
| AIRCRAFT FUEL TAX FUND | 150 | 213 |
| ESCHEAT EXPENSE & REINBURSEMENT FUND | 152 | 215 |
| WATER QUALITY FUND | 153 | 216 |
| TEXAS A & I SPECIAL MINERAL FUND | 154 | 218 |
| RAILROAD COMMISSION OPERATING FUND | 155 | 219 |
| INDUSTRIAL REVOLVING FUND | 156 | 221 |
| ALABAMA-COUSHATTA MINERAL FUND | 157 | 223 |
| WATER RIGHTS ADMINISTRATION FUND | 158 | 224 |
| CASUALTY INSURANCE FUND | 161 | 225 |
| TITLE INSURANCE FUND | 162 | 226 |
| CONSERVATORS EXPENSE FUND | 164 | 227 |
| UNEMPLOYMENT COMPENSATION ADMIN FUND | 165 | 228 |
| WELFARE ADMINISTRATION OPERATING FUND | 166 | 229 |
| WELFARE ASSISTANCE OPERATING FUND | 167 | 231 |
| WELFARE ASSISTANCE FUND | 168 | 232 |
| FEDERAL VETERANS EDUCATION FUND | 169 | 233 |
| FEDERAL SCHOOL LUNCH FUND | 171 | 234 |
| BURIAL ASSOCIATION RATE FUND | 180 | 235 |
| A & M UNIV WORKMENS COMP INS FUND | 185 | 236 |
| COLLEGE BUILDING FUND 1948-1957 | 186 | 237 |
| FARM TO MARKET ROAD FUND | 189 | 238 |
| VETERANS LAND FUND DIVISION A | 190 | 239 |
| FOUNDATION SCHOOL FUND | 193 | 240 |
| TARLETON COLLEGE BUILDING FUND | 194 | 241 |
| UT AT ARLINGTON BUILDING FUND | 195 | 242 |
| TEXAS WOMANS UNIVERSITY BUILDING FUND | 196 | 243 |
| A & I UNIVERSITY BUILDING FUND | 197 | 244 |
| UT AT EL PASO BUILDING FUND | 198 | 245 |
| TEXAS TECH UNIV BLDG FUND | 199 | 246 |
| EAST TEXAS UNIV BUILDING FUND | 200 | 247 |
| NORTH TEXAS STATE UNIVERSITY BUILDING FUND | 201 | 248 |
| SAM HOUSTON STATE UNIV BUILDING FUND | 202 | 249 |
| SOUTHWEST TEXAS UNIV BUILDING FUND | 203 | 250 |
| STEPHEN F AUSTIN UNIV BUILDING FUND | 204 | 251 |
| SUL ROSS UNIV BUILDING FUND | 205 | 252 |
| WEST TEXAS STATE UNIVERSITY BUILDING FUND | 206 | 253 |
| PRAIRIE VIEW A & M COLLEGE BUILDING FUND | 207 | 254 |
| UNIV OF TEXAS INTEREST & SINKING FUND | 211 | 255 |
| A & M MAIN UNIV INTEREST & SINKING FUND | 212 | 256 |
| FEDERAL HIGHER EDUCATION FUND | 219 | 257 |
| BASIC SCIENCE EXAMINATION FUND | 220 | 258 |
| FED CIVIL DEFENSE & DISASTER RELIEF FUND | 221 | 259 |
| DEPT PUBLIC SAFETY FEDERAL FUND | 222 | 260 |
| FEDERAL LAND AND WATER CONSERVATION FUND | 223 | 262 |
| GOVERNORS OFFICE FEDERAL PROJECTS FUND | 224 | 264 |
| UNIVERSITY OF HOUSTON CURRENT FUND | 225 | 266 |
| PAN AMERICAN UNIV CURRENT FUND | 226 | 268 |
| ANGELO STATE UNIV CURRENT FUND | 227 | 270 |
| A & M UNIVERSITY SYSTEM CURRENT FUND | 234 | 272 |

TABLE OF CONTENTS (CONTINUED)

| TITLE | FUND NO. | PAGE NO. |
|--|----------|----------|
| TEXAS STATE TECHNICAL INSTITUTE FUND | 237 | 273 |
| UT OF DALLAS CURRENT FUND | 238 | 275 |
| A & M EXPERIMENT STATION CURRENT FUND | 240 | 276 |
| A & M UNIV CURRENT FUND | 242 | 277 |
| TARLETON COLLEGE CURRENT FUND | 243 | 279 |
| UT AT ARLINGTON CURRENT FUND | 244 | 281 |
| PRAIRIE VIEW A & M COLLEGE CURRENT FUND | 245 | 283 |
| TEXAS SOUTHERN UNIVERSITY CURRENT FUND | 247 | 285 |
| UNIV OF TEXAS AT AUSTIN CURRENT FUND | 248 | 287 |
| UT AT EL PASO CURRENT FUND | 250 | 289 |
| TEXAS WOMANS UNIVERSITY CURRENT FUND | 253 | 291 |
| A & I UNIV CURRENT FUND | 254 | 293 |
| TEXAS TECHNOLOGICAL UNIV CURRENT FUND | 255 | 295 |
| LAMAR UNIVERSITY CURRENT FUND | 256 | 297 |
| EAST TEXAS STATE UNIV CURRENT FUND | 257 | 299 |
| NORTH TEXAS STATE UNIV CURRENT FUND | 258 | 301 |
| SAM HOUSTON UNIV CURRENT FUND | 259 | 303 |
| SOUTHWEST TEXAS UNIV CURRENT FUND | 260 | 305 |
| STEPHEN F AUSTIN UNIV CURRENT FUND | 261 | 307 |
| SUL ROSS UNIV CURRENT FUND | 262 | 309 |
| WEST TEXAS STATE UNIV CURRENT FUND | 263 | 311 |
| MIDWESTERN UNIVERSITY CURRENT FUND | 264 | 313 |
| NATIONAL GUARD ARMORY BOARD MINERAL FUND | 265 | 315 |
| VOCATIONAL NURSE EXAMINERS FUND | 266 | 316 |
| PARKS BOARD MINERAL FUND | 267 | 318 |
| HOSPITALS & SPECIAL SCHOOLS MINERAL FUND | 270 | 319 |
| BOARD OF CORRECTIONS MINERAL FUND | 272 | 320 |
| FEDERAL HEALTH FUND | 273 | 322 |
| MOTOR VEHICLE INSPECTION FUND | 274 | 324 |
| TEXAS MARITIME ACADEMY CURRENT FUND | 275 | 326 |
| VET LAND FUND DIVISION B | 276 | 328 |
| WEST TEXAS STATE UNIV MINERAL FUND | 277 | 330 |
| VETERANS BOND FUND DIV A RES SER 1949 | 278 | 331 |
| VETERANS BOND FUND DIV A RES SER 1950 | 279 | 332 |
| VETERANS BOND FUND DIV A RES SER 1950 A | 280 | 333 |
| VET BD FUND DIV B RES SER 1951 | 281 | 334 |
| VET BD FUND DIV B RES SER 1952 | 282 | 335 |
| VET BD FUND DIV B RES SER 1953 | 283 | 336 |
| VET BD FUND DIV B RES SER 1953A | 284 | 337 |
| VET BD FUND DIV B RES SER 1954 | 288 | 338 |
| VET BD FUND DIV B RES SER 1954A | 292 | 359 |
| COLLEGE BUILDING FUND 1958-1967 | 300 | 340 |
| TEXAS SOUTHERN UNIV ALLOC FUND 1958-1967 | 301 | 341 |
| TEX WOMANS UNIV ALLOC FUND 1958-1967 | 306 | 342 |
| A & I UNIV ALLOCATION FUND 1958-67 | 309 | 343 |
| TEXAS TECH UNIV ALLOC FUND 1958-67 | 312 | 344 |
| LAMAR UNIV ALLOC FUND 1958-67 | 315 | 345 |
| NORTH TEX STATE UNIV ALLOC FUND 1958-67 | 320 | 346 |
| EAST TEX STATE UNIV ALLOC FUND 1958-67 | 323 | 347 |
| SAM HOUSTON UNIV ALLOC FUND 1958-67 | 324 | 348 |
| SOUTHWEST STATE UNIV ALLOC FUND 1958-67 | 325 | 349 |

TABLE OF CONTENTS (CONTINUED)

| TITLE | FUND NO. | PAGE NO. |
|---|----------|----------|
| STEPHEN F AUSTIN UNIV ALLOC FUND 1958-67 | 326 | 350 |
| SUL ROSS STATE UNIV ALLOC FUND 1958-67 | 327 | 351 |
| WEST TEX STATE UNIV ALLOC FUND 1958-67 | 328 | 352 |
| WATER DEVELOPMENT CLEARANCE FUND | 350 | 353 |
| WATER DEVELOPMENT FUND | 351 | 354 |
| WATER DEV BD INT & SINKING FUND | 352 | 355 |
| STORAGE FACILITIES OPERATION AND MAINT FUND | 355 | 356 |
| VET LAND FUND DIVISION C | 375 | 357 |
| VET BD FUND DIV C RES SER 1957 | 376 | 358 |
| VET BD FUND DIV C RES SER 1958 | 378 | 359 |
| VET BD FUND DIV C RES SER 1961 | 382 | 360 |
| VET BD FD DIV C RES SER 1961A | 384 | 361 |
| VET BD FD DIV C RES SER 1961B | 386 | 362 |
| TEXAS OPPORTUNITY PLAN FUND | 387 | 363 |
| COLLEGE STUDENT LOANS BONDS INT & SINK FUND | 388 | 364 |
| COLLEGE BUILDING FUND 1966-77 | 389 | 365 |
| UT ARLINGTON 1966-77 BLDG BD SINK FUND | 390 | 366 |
| TEXAS TECH UNIV 1966-77 BLDG BD SINK FD | 391 | 367 |
| NORTH TEXAS ST UNIV 1966-77 BLDG BD SINK FD | 392 | 368 |
| LAMAR UNIV 1966-77 BLDG BD SINK FD | 393 | 369 |
| A & I UNIV 1966-77 BLDG BD SINK FD | 394 | 370 |
| TEX WOMANS UNIV 1966-77 BLDG BD SINK FD | 395 | 371 |
| TEX SOUTHERN UNIV 1966-77 BLDG BD SINK FD | 396 | 372 |
| MIDWESTERN UNIV 1966-77 BLDG BD SINK FD | 397 | 373 |
| UNIV OF HOUSTON 1966-77 BLDG BD SINK FD | 398 | 374 |
| PAN AM UNIV 1966-77 BLDG BD SINK FD | 399 | 375 |
| EAST TEX ST UNIV 1966-77 BLDG BD SINK FD | 400 | 376 |
| SAM HOUSTON ST UNIV 1966-77 BLDG BD SINK FD | 401 | 377 |
| SOUTHW TEX ST UNIV 1966-77 BLDG BD SINK FD | 402 | 378 |
| WEST TEX ST UNIV 1966-77 BLDG BD SINK FD | 403 | 379 |
| S F AUSTIN ST UNIV 1966-77 BLDG BD SINK FD | 404 | 380 |
| SUL ROSS ST UNIV 1966-77 BLDG BD SINK FD | 405 | 381 |
| ANGELO ST UNIV 1966-77 BLDG BD SINK FD | 406 | 382 |
| ST SENIOR COLLEGES 1966-77 BLDG BD SINK FD | 407 | 383 |
| TEXAS PARK DEVELOPMENT FUND | 408 | 384 |
| PARK DEVELOPMENT BONDS INT SINKING FUND | 409 | 385 |
| VETERANS LAND FUND DIV D SERIES 1968 | 410 | 386 |
| VETERANS LAND FUND DIV D SERIES 1968 | 411 | 387 |
| MIDWESTERN UNIV SPECIAL MINERAL FUND | 412 | 388 |
| VETERANS LAND FUND DIV D SERIES 1968A | 413 | 389 |
| VETERANS BOND FUND DIV D RES SERIES 1968A | 414 | 390 |
| VETERANS LAND BOND DIV D SER 1971 | 415 | 391 |
| VET LAND BOND DIV D RES SER 1971 | 416 | 393 |
| VET LAND BOND DIV D SER 1971A | 417 | 394 |
| VET LAND BOND DIV D RES SER 1971A | 418 | 395 |



FINANCIAL GENERAL REVENUE FUND

NET CASH BALANCE, SEPTEMBER 1, 1971

152,855,673.74-

| RECEIPTS: | REFUNDS PAID | NET APPROPRIATED RECEIPTS | NET UNAPPROPRIATED RECEIPTS | GROSS TOTAL |
|---|---------------|---------------------------|-----------------------------|-----------------|
| 001 AD VALOREM TAX | | | | |
| COMPTROLLER OF PUBLIC ACCOUNTS | 0.00 | 0.00 | 31,747.51- | 31,747.51- |
| 005 INHERITANCE TAX & PENALTY AND INTEREST | | | | |
| COMPTROLLER OF PUBLIC ACCOUNTS | 254,568.13- | 0.00 | 34,921,366.22- | 35,175,934.35- |
| 042 LIMITED SALES & USE TAX | | | | |
| COMPTROLLER OF PUBLIC ACCOUNTS | 1,685,655.30- | 0.00 | 627,871,960.03- | 629,557,615.33- |
| 066 LIMITED SALES & USE TAX STATE DEPTS | | | | |
| LEGISLATIVE COUNCIL | 0.00 | 0.00 | 6.42- | 6.42- |
| ATTORNEY GENERAL | 0.00 | 0.00 | 59.91- | 59.91- |
| BOARD OF CONTROL | 0.00 | 0.00 | 9,226.27- | 9,226.27- |
| COMPTROLLER OF PUBLIC ACCOUNTS | 0.00 | 0.00 | 52.89- | 52.89- |
| LIBRARY | 0.00 | 0.00 | 108.44- | 108.44- |
| TREASURER | 0.00 | 0.00 | 3.29- | 3.29- |
| REAL ESTATE COMMISSION | 0.00 | 0.00 | 543.57- | 543.57- |
| DEPARTMENT OF PUBLIC SAFETY | 0.00 | 0.00 | 102.23- | 102.23- |
| NATIONAL GUARD ARMORY BOARD | 0.00 | 0.00 | 104.67- | 104.67- |
| SAVINGS AND LOAN DEPARTMENT | 0.00 | 0.00 | 164.55- | 164.55- |
| BANKING-FINANCE COMMISSION | 0.00 | 0.00 | 178.81- | 178.81- |
| BUREAU OF LABOR STATISTICS | 0.00 | 0.00 | 79.85- | 79.85- |
| INDUSTRIAL ACCIDENT BOARD | 0.00 | 0.00 | 1,253.36- | 1,253.36- |
| BOARD OF INSURANCE | 0.00 | 0.00 | 2,478.89- | 2,478.89- |
| RAILROAD COMMISSION | 0.00 | 0.00 | 374.90- | 374.90- |
| INDUSTRIAL COMMISSION | 0.00 | 0.00 | 139.40- | 139.40- |
| STATE FINANCE COMMISSION | 0.00 | 0.00 | 5.34- | 5.34- |
| U OF T-MD ANDERSON HOSPITAL & TUMOR INSTITUTE | 0.00 | 0.00 | 8,773.87- | 8,773.87- |
| BOARD OF NURSE EXAMINERS | 0.00 | 0.00 | 39.19- | 39.19- |
| BOARD OF VOCATIONAL NURSE EXAMINERS | 0.00 | 0.00 | 60.99- | 60.99- |
| BOARD OF MORTICIANS | 0.00 | 0.00 | 3.69- | 3.69- |
| COMMISSION ON ALCOHOLISM | 0.00 | 0.00 | 40.60- | 40.60- |
| WATER QUALITY BOARD | 0.00 | 0.00 | 15.44- | 15.44- |
| WATER RIGHTS COMMISSION | 0.00 | 0.00 | 24.57- | 24.57- |
| AGRICULTURAL EXTENSION SERVICE | 0.00 | 0.00 | 101.04- | 101.04- |
| AGRICULTURAL EXPERIMENT STATION | 0.00 | 0.00 | 389.24- | 389.24- |
| RODENT & PREDATORY ANIMAL CONTROL | 0.00 | 0.00 | 69.58- | 69.58- |
| BOARD OF VETERINARY EXAMINERS | 0.00 | 0.00 | 0.64- | 0.64- |
| WATER DEVELOPMENT BOARD | 0.00 | 0.00 | 6.90- | 6.90- |
| HIGHWAY DEPARTMENT | 0.00 | 0.00 | 124.24- | 124.24- |
| CORSIKANA STATE HOME | 0.00 | 0.00 | 375.63- | 375.63- |
| WACO STATE HOME | 0.00 | 0.00 | 419.26- | 419.26- |
| BROWNWOOD STATE SCHOOL FOR GIRLS | 0.00 | 0.00 | 161.58- | 161.58- |
| MENTAL HEALTH & MENTAL RETARDATION | 0.00 | 0.00 | 69.16- | 69.16- |
| VERNON GERIATRIC CENTER | 0.00 | 0.00 | 632.50- | 632.50- |
| AMARILLO CTR FOR HUMAN DEVELOPMENT | 0.00 | 0.00 | 67.03- | 67.03- |
| BEAUMONT CTR FOR HUMAN DEVELOPMENT | 0.00 | 0.00 | 3.57- | 3.57- |
| RIO GRAND STATE CENTER MHMR | 0.00 | 0.00 | 0.21- | 0.21- |
| DENTON STATE SCHOOL | 0.00 | 0.00 | 487.31- | 487.31- |
| EAST TEXAS STATE CHEST HOSPITAL | 0.00 | 0.00 | 204.71- | 204.71- |
| RICHMOND STATE SCHOOL | 0.00 | 0.00 | 523.30- | 523.30- |
| LUFKIN STATE SCHOOL | 0.00 | 0.00 | 1,406.39- | 1,406.39- |
| CORPUS CHRISTI STATE SCHOOL | 0.00 | 0.00 | 160.50- | 160.50- |

FUND 001 GENERAL REVENUE FUND

RECEIPTS:

REFUNDS PAID

NET APPROPRIATED RECEIPTS

NET UNAPPROPRIATED RECEIPTS

GROSS TOTAL

| | REFUNDS PAID | NET APPROPRIATED RECEIPTS | NET UNAPPROPRIATED RECEIPTS | GROSS TOTAL |
|---------------------------------------|--------------|---------------------------|-----------------------------|-------------|
| SAN ANGELO CENTER MHRM | 0.00 | 0.00 | 65.92- | 65.92- |
| MEXIA STATE SCHOOL | 0.00 | 0.00 | 1,226.79- | 1,226.79- |
| SAN ANTONIO STATE CHEST HOSPITAL | 0.00 | 0.00 | 337.62- | 337.62- |
| KERRVILLE STATE HOSPITAL | 0.00 | 0.00 | 1,977.50- | 1,977.50- |
| TRAVIS STATE SCHOOL | 0.00 | 0.00 | 1,795.98- | 1,795.98- |
| ABILENE STATE SCHOOL | 0.00 | 0.00 | 1,363.10- | 1,363.10- |
| AUSTIN STATE HOSPITAL | 0.00 | 0.00 | 541.95- | 541.95- |
| AUSTIN STATE SCHOOL | 0.00 | 0.00 | 2,104.02- | 2,104.02- |
| RUSK STATE HOSPITAL | 0.00 | 0.00 | 2,691.62- | 2,691.62- |
| SAN ANTONIO STATE HOSPITAL | 0.00 | 0.00 | 1,820.98- | 1,820.98- |
| TERRELL STATE HOSPITAL | 0.00 | 0.00 | 389.90- | 389.90- |
| WICHITA FALLS STATE HOSPITAL | 0.00 | 0.00 | 2,997.09- | 2,997.09- |
| HARLINGEN STATE CHEST SANATORIUM | 0.00 | 0.00 | 307.26- | 307.26- |
| RESEARCH INSTITUTE OF MENTAL SCIENCES | 0.00 | 0.00 | 6.38- | 6.38- |
| BIG SPRING STATE HOSPITAL | 0.00 | 0.00 | 529.02- | 529.02- |
| LUBBOCK STATE SCHOOL | 0.00 | 0.00 | 212.44- | 212.44- |
| WEST TEXAS CHILDRENS HOME | 0.00 | 0.00 | 482.21- | 482.21- |
| GATESVILLE STATE SCHOOL FOR BOYS | 0.00 | 0.00 | 1,992.36- | 1,992.36- |
| GAINESVILLE STATE SCHOOL FOR GIRLS | 0.00 | 0.00 | 622.39- | 622.39- |
| CROCKETT STATE SCHOOL FOR GIRLS | 0.00 | 0.00 | 480.35- | 480.35- |
| MOUNT VIEW SCHOOL FOR BOYS | 0.00 | 0.00 | 366.72- | 366.72- |
| DEPARTMENT OF CORRECTIONS | 0.00 | 0.00 | 5,161.41- | 5,161.41- |
| A & M UNIVERSITY MAIN UNIVERSITY | 0.00 | 0.00 | 158,952.45- | 158,952.45- |
| TARLETON COLLEGE | 0.00 | 0.00 | 25,643.57- | 25,643.57- |
| U OF T AT ARLINGTON | 0.00 | 0.00 | 44,433.23- | 44,433.23- |
| PRAIRIE VIEW A & M COLLEGE | 0.00 | 0.00 | 45,448.37- | 45,448.37- |
| SOUTHERN UNIVERSITY | 0.00 | 0.00 | 20,445.42- | 20,445.42- |
| TEXAS STATE TECHNICAL INSTITUTE | 0.00 | 0.00 | 18,823.83- | 18,823.83- |
| UNIVERSITY OF TEXAS AT AUSTIN | 0.00 | 0.00 | 140,885.05- | 140,885.05- |
| U OF T MEDICAL SCHOOL AT SAN ANTONIO | 0.00 | 0.00 | 3,145.90- | 3,145.90- |
| U OF T MEDICAL BRANCH AT GALVESTON | 0.00 | 0.00 | 20.29- | 20.29- |
| U OF T AT EL PASO | 0.00 | 0.00 | 37,386.02- | 37,386.02- |
| U OF T DENTAL SCHOOL AT HOUSTON | 0.00 | 0.00 | 608.68- | 608.68- |
| UNIVERSITY OF HOUSTON | 0.00 | 0.00 | 109,600.10- | 109,600.10- |
| TEXAS WOMANS UNIVERSITY | 0.00 | 0.00 | 83,780.92- | 83,780.92- |
| A & I UNIVERSITY | 0.00 | 0.00 | 49,445.99- | 49,445.99- |
| TEXAS TECHNOLOGICAL UNIV | 0.00 | 0.00 | 157,930.82- | 157,930.82- |
| LAMAR UNIVERSITY | 0.00 | 0.00 | 40,511.15- | 40,511.15- |
| MIDWESTERN UNIVERSITY | 0.00 | 0.00 | 17,692.04- | 17,692.04- |
| PAN AMERICAN UNIVERSITY | 0.00 | 0.00 | 17,425.52- | 17,425.52- |
| ANGELO STATE UNIV | 0.00 | 0.00 | 24,020.48- | 24,020.48- |
| UNIV OF TEXAS AT DALLAS | 0.00 | 0.00 | 891.08- | 891.08- |
| FAST TEXAS STATE UNIV | 0.00 | 0.00 | 53,123.37- | 53,123.37- |
| NORTH TEXAS STATE UNIVERSITY | 0.00 | 0.00 | 107,198.80- | 107,198.80- |
| SAM HOUSTON STATE UNIV | 0.00 | 0.00 | 58,338.47- | 58,338.47- |
| SOUTHWEST TEXAS STATE UNIV | 0.00 | 0.00 | 70,048.12- | 70,048.12- |
| S F AUSTIN STATE UNIV | 0.00 | 0.00 | 98,663.34- | 98,663.34- |
| SUL ROSS STATE UNIV | 0.00 | 0.00 | 5,304.43- | 5,304.43- |

FUND 001 GENERAL REVENUE FUND

| RECEIPTS: | REFUNDS PAID | NET APPROPRIATED RECEIPTS | NET UNAPPROPRIATED RECEIPTS | GROSS TOTAL |
|---|---------------|---------------------------|-----------------------------|-----------------|
| WEST TEXAS STATE UNIVERSITY | 0.00 | 0.00 | 42,171.67- | 42,171.67- |
| PARKS AND WILD LIFE DEPARTMENT | 0.00 | 0.00 | 10,467.65- | 10,467.65- |
| BATTLESHIP TEXAS COMMISSION | 0.00 | 0.00 | 397.50- | 397.50- |
| HISTORICAL SURVEY COMMITTEE | 0.00 | 0.00 | 13.74- | 13.74- |
| 072 HOTEL AND MOTEL TAX | | | | |
| COMPTROLLER OF PUBLIC ACCOUNTS | 3,074.12- | 0.00 | 7,845,767.83- | 7,848,841.95- |
| 074 CIGARETTE TAX & PENALTY AND INTEREST | | | | |
| COMPTROLLER OF PUBLIC ACCOUNTS | 0.00 | 0.00 | 1,532,835.41- | 1,532,835.41- |
| 076 TOBACCO PRODUCTS TAX & PENALTY AND INTEREST | | | | |
| COMPTROLLER OF PUBLIC ACCOUNTS | 19,392.16- | 0.00 | 8,809,040.53- | 8,828,432.69- |
| 107 OTHER SELECTIVE SALES TAXES & PENALTY & INT | | | | |
| BUREAU OF LABOR STATISTICS | 0.00 | 0.00 | 88,990.72- | 88,990.72- |
| 150 FRANCHISE TAX AND PENALTY AND INTEREST | | | | |
| COMPTROLLER OF PUBLIC ACCOUNTS | 1,034,123.84- | 0.00 | 131,208,436.09- | 132,242,559.93- |
| BOARD OF INSURANCE | 0.00 | 0.00 | 50.00- | 50.00- |
| 176 BEDDING TAX | | | | |
| DEPARTMENT OF HEALTH | 0.00 | 82,596.36- | 0.00 | 82,596.36- |
| 180 MISC OCCUPATION TAXES PENALTY & INT | | | | |
| BUREAU OF LABOR STATISTICS | 0.00 | 0.00 | 5,400.00- | 5,400.00- |
| 199 REVENUE REFUNDS APPLIED | | | | |
| COMPTROLLER OF PUBLIC ACCOUNTS | 0.00 | 3,029,320.79- | 0.00 | 3,029,320.79- |
| EMPLOYEES RETIREMENT SYSTEM | 0.00 | 8,550.01- | 0.00 | 8,550.01- |
| DENTON STATE SCHOOL | 0.00 | 42.41- | 0.00 | 42.41- |
| EAST TEXAS STATE CHEST HOSPITAL | 0.00 | 37.69- | 0.00 | 37.69- |
| RICHMOND STATE SCHOOL | 0.00 | 14.15- | 0.00 | 14.15- |
| LUFKIN STATE SCHOOL | 0.00 | 8.63- | 0.00 | 8.63- |
| MEXIA STATE SCHOOL | 0.00 | 49.78- | 0.00 | 49.78- |
| SAN ANTONIO STATE CHEST HOSPITAL | 0.00 | 9,200.00- | 0.00 | 9,200.00- |
| TRAVIS STATE SCHOOL | 0.00 | 4.71- | 0.00 | 4.71- |
| AUSTIN STATE HOSPITAL | 0.00 | 32.98- | 0.00 | 32.98- |
| AUSTIN STATE SCHOOL | 0.00 | 54.48- | 0.00 | 54.48- |
| RUSK STATE HOSPITAL | 0.00 | 70.68- | 0.00 | 70.68- |
| TERRELL STATE HOSPITAL | 0.00 | 122.51- | 0.00 | 122.51- |
| WICHITA FALLS STATE HOSPITAL | 0.00 | 23.56- | 0.00 | 23.56- |
| HARLINGEN STATE CHEST SANATORIUM | 0.00 | 84.82- | 0.00 | 84.82- |
| RESEARCH INSTITUTE OF MENTAL SCIENCES | 0.00 | 18.84- | 0.00 | 18.84- |
| A & M UNIVERSITY MAIN UNIVERSITY | 0.00 | 8.95- | 0.00 | 8.95- |
| 200 STORE AND EXEMPTION LICENSE FEES & PENALTY | | | | |
| COMPTROLLER OF PUBLIC ACCOUNTS | 31,309.97- | 0.00 | 4,104,225.22- | 4,135,535.19- |
| 205 PERSONALIZED LICENSE PLATE FEES | | | | |
| HIGHWAY DEPARTMENT | 0.00 | 0.00 | 381,016.50- | 381,016.50- |
| 206 GROSS RECEIPT PERMIT FEES | | | | |
| COMPTROLLER OF PUBLIC ACCOUNTS | 0.00 | 0.00 | 267.00- | 267.00- |
| 207 CIGARETTE & TOBACCO TAX PERMIT FEES & PENALTY | | | | |
| COMPTROLLER OF PUBLIC ACCOUNTS | 1,197.27- | 0.00 | 257,004.94- | 258,202.21- |
| 208 PRIVATE CLUB SERVICE FEE | | | | |
| ALCOHOLIC BEVERAGE COM | 0.00 | 0.00 | 4,328,615.07- | 4,328,615.07- |
| 210 LIQUOR PERMIT FEES | | | | |
| ALCOHOLIC BEVERAGE COM | 0.00 | 0.00 | 1,724,554.72- | 1,724,554.72- |

FUND 001 GENERAL REVENUE FUND

| RECEIPTS: | REFUNDS PAID | NET APPROPRIATED RECEIPTS | NET UNAPPROPRIATED RECEIPTS | GROSS TOTAL |
|--|--------------|---------------------------|-----------------------------|---------------|
| 212 OPERATORS AND CHAUFFEURS LICENSE FEES DEPARTMENT OF PUBLIC SAFETY | 0.00 | 0.00 | 4,564,539.23- | 4,564,539.23- |
| 213 AGRICULTURE DEPARTMENT LICENSE FEES DEPARTMENT OF AGRICULTURE | 0.00 | 0.00 | 4,654.29- | 4,654.29- |
| 214 HEALTH DEPARTMENT LICENSE FEES DEPARTMENT OF HEALTH | 0.00 | 131,507.20- | 0.00 | 131,507.20- |
| 215 BEDDING PERMIT FEES DEPARTMENT OF HEALTH | 0.00 | 34,735.00- | 0.00 | 34,735.00- |
| 220 SECURITIES ACT REGISTRATION FEES SECURITIES BOARD | 0.00 | 0.00 | 1,036,156.23- | 1,036,156.23- |
| 222 MOTOR BUS PERMIT AND LICENSE FEES RAILROAD COMMISSION | 0.00 | 0.00 | 102,980.90- | 102,980.90- |
| 224 PROFESSIONAL EXAMINATION & REG FEES BUREAU OF LABOR STATISTICS | 0.00 | 0.00 | 20,880.00- | 20,880.00- |
| BD OF EXAMINERS FOR HEARING AIDS | 0.00 | 0.00 | 25,545.00- | 25,545.00- |
| 226 OTHER LICENSES PERMITS & REG FEES SUPREME COURT | 0.00 | 0.00 | 660.00- | 660.00- |
| COMPTROLLER OF PUBLIC ACCOUNTS | 0.00 | 0.00 | 750.00- | 750.00- |
| DEPARTMENT OF PUBLIC SAFETY | 0.00 | 0.00 | 27,615.00- | 27,615.00- |
| BUREAU OF LABOR STATISTICS | 0.00 | 0.00 | 363,991.01- | 363,991.01- |
| BOARD OF PRIVATE DETECTIVES ETC | 0.00 | 0.00 | 84,895.00- | 84,895.00- |
| DEPARTMENT OF HEALTH | 0.00 | 160,104.62- | 64.50- | 160,169.12- |
| WATER QUALITY BOARD | 0.00 | 0.00 | 525.00- | 525.00- |
| DEPARTMENT OF AGRICULTURE | 0.00 | 0.00 | 3.50- | 3.50- |
| WATER RIGHTS COMMISSION | 0.00 | 0.00 | 52,933.65- | 52,933.65- |
| WATER DEVELOPMENT BOARD | 0.00 | 0.00 | 29,821.03- | 29,821.03- |
| MENTAL HEALTH & MENTAL RETARDATION | 0.00 | 0.00 | 1,200.00- | 1,200.00- |
| TEXAS EDUCATION AGENCY | 0.00 | 78,339.81- | 0.00 | 78,339.81- |
| MISCELLANEOUS | 0.00 | 0.00 | 1,850.00- | 1,850.00- |
| 252 AGRICULTURE DEPT INSP & CERTIF FEES DEPARTMENT OF AGRICULTURE | 0.00 | 0.00 | 239,064.96- | 239,064.96- |
| 253 BOILER INSPECTION FEES BUREAU OF LABOR STATISTICS | 0.00 | 0.00 | 154,713.75- | 154,713.75- |
| 254 HEALTH DEPARTMENT INSPECTION FEES DEPARTMENT OF HEALTH | 0.00 | 165,241.39- | 0.00 | 165,241.39- |
| 255 OTHER INSPECTION AND CERTIFICATION FEES BUREAU OF LABOR STATISTICS | 0.00 | 0.00 | 70.00- | 70.00- |
| 300 STORE AND EXEMPTION LICENSE SERVICE FEES COMPTROLLER OF PUBLIC ACCOUNTS | 0.00 | 0.00 | 16,890.25- | 16,890.25- |
| 303 SUPPORT & MAINTENANCE OF PATIENTS FEES CORSIANA STATE HOME | 0.00 | 0.00 | 18,816.96- | 18,816.96- |
| WACO STATE HOME | 0.00 | 0.00 | 19,882.74- | 19,882.74- |
| BROWNWOOD STATE SCHOOL FOR GIRLS | 0.00 | 0.00 | 15.00- | 15.00- |
| VERNON GERIATRIC CENTER | 0.00 | 0.00 | 163,810.81- | 163,810.81- |
| RIO GRANDE STATE CENTER MHRM | 0.00 | 0.00 | 10,087.06- | 10,087.06- |
| DENTON STATE SCHOOL | 0.00 | 0.00 | 580,754.77- | 580,754.77- |
| EAST TEXAS STATE CHEST HOSPITAL | 0.00 | 0.00 | 460,939.32- | 460,939.32- |
| RICHMOND STATE SCHOOL | 0.00 | 0.00 | 139,915.56- | 139,915.56- |

FUND 001 GENERAL REVENUE FUND

| RECEIPTS: | REFUNDS PAID | NET APPROPRIATED RECEIPTS | NET UNAPPROPRIATED RECEIPTS | GROSS TOTAL |
|--|--------------|---------------------------|-----------------------------|---------------|
| LUFKIN STATE SCHOOL | 0.00 | 0.00 | 305,675.83- | 305,675.83- |
| CORPUS CHRISTI STATE SCHOOL | 0.00 | 0.00 | 31,273.74- | 31,273.74- |
| SAN ANGELO CENTER MHR | 0.00 | 0.00 | 94,151.60- | 94,151.60- |
| MEXIA STATE SCHOOL | 0.00 | 0.00 | 703,697.29- | 703,697.29- |
| SAN ANTONIO STATE CHEST HOSPITAL | 0.00 | 0.00 | 524,759.15- | 524,759.15- |
| KERRVILLE STATE HOSPITAL | 0.00 | 0.00 | 674,505.63- | 674,505.63- |
| TRAVIS STATE SCHOOL | 0.00 | 0.00 | 677,565.21- | 677,565.21- |
| ABILENE STATE SCHOOL | 0.00 | 0.00 | 575,450.65- | 575,450.65- |
| AUSTIN STATE HOSPITAL | 0.00 | 0.00 | 1,043,124.54- | 1,043,124.54- |
| AUSTIN STATE SCHOOL | 0.00 | 0.00 | 608,968.88- | 608,968.88- |
| RUSK STATE HOSPITAL | 0.00 | 0.00 | 967,144.36- | 967,144.36- |
| SAN ANTONIO STATE HOSPITAL | 0.00 | 0.00 | 648,660.61- | 648,660.61- |
| TERRELL STATE HOSPITAL | 0.00 | 0.00 | 764,370.76- | 764,370.76- |
| WICHITA FALLS STATE HOSPITAL | 0.00 | 0.00 | 646,811.30- | 646,811.30- |
| HARLINGEN STATE CHEST SANATORIUM | 0.00 | 0.00 | 182,985.32- | 182,985.32- |
| RESEARCH INSTITUTE OF MENTAL SCIENCES | 0.00 | 0.00 | 108,628.26- | 108,628.26- |
| BIG SPRING STATE HOSPITAL | 0.00 | 0.00 | 408,534.22- | 408,534.22- |
| LUBBOCK STATE SCHOOL | 0.00 | 0.00 | 59,358.04- | 59,358.04- |
| WEST TEXAS CHILDRENS HOME | 0.00 | 0.00 | 12,180.04- | 12,180.04- |
| GATESVILLE STATE SCHOOL FOR BOYS | 0.00 | 0.00 | 125.00- | 125.00- |
| GAINESVILLE STATE SCHOOL FOR GIRLS | 0.00 | 0.00 | 215.00- | 215.00- |
| 306 EXAMINATION AND AUDIT FEES | | | | |
| AUDITOR | 0.00 | 0.00 | 51,566.75- | 51,566.75- |
| DEPARTMENT OF AGRICULTURE | 0.00 | 0.00 | 1,421.22- | 1,421.22- |
| 307 CITY SALES TAX SERVICE FEES | | | | |
| COMPTROLLER OF PUBLIC ACCOUNTS | 0.00 | 3,000,140.38- | 0.00 | 3,000,140.38- |
| 310 OTHER FILING OFFICE AND SERVICE FEES | | | | |
| HOUSE OF REPRESENTATIVES | 0.00 | 235.70- | 0.00 | 235.70- |
| LEGISLATIVE REFERENCE LIBRARY | 0.00 | 0.00 | 26.00- | 26.00- |
| SUPREME COURT | 0.00 | 0.00 | 1,225.26- | 1,225.26- |
| COURT OF CRIMINAL APPEALS | 0.00 | 0.00 | 206.16- | 206.16- |
| COURT OF CIVIL APPEALS-FIRST DIST | 0.00 | 0.00 | 4.00- | 4.00- |
| COURT OF CIVIL APPEALS-SECOND DIST | 0.00 | 0.00 | 15.70- | 15.70- |
| COURT OF CIVIL APPEALS-THIRD DIST | 0.00 | 0.00 | 156.00- | 156.00- |
| COURT OF CIVIL APPEALS-FOURTH DIST | 0.00 | 0.00 | 21.75- | 21.75- |
| COURT OF CIVIL APPEALS-FIFTH DIST | 0.00 | 0.00 | 22.50- | 22.50- |
| COURT OF CIVIL APPEALS-SEVENTH DIST | 0.00 | 0.00 | 34.26- | 34.26- |
| COURT OF CIVIL APPEALS-EIGHTH DIST | 0.00 | 0.00 | 8.70- | 8.70- |
| COURT OF CIVIL APPEALS-TWELFTH DISTRICT | 0.00 | 0.00 | 16.50- | 16.50- |
| COURT OF CIVIL APPEALS-THIRTEENTH DISTRICT | 0.00 | 0.00 | 8.00- | 8.00- |
| COURT OF CIVIL APPEALS-FOURTEENTH DIST | 0.00 | 0.00 | 40.20- | 40.20- |
| ATTORNEY GENERAL | 0.00 | 0.00 | 27.70- | 27.70- |
| BOARD OF CONTROL | 0.00 | 4,292.69- | 0.00 | 4,292.69- |
| COMPTROLLER OF PUBLIC ACCOUNTS | 0.00 | 0.00 | 17,375.51- | 17,375.51- |
| GENERAL LAND OFFICE | 0.00 | 0.00 | 44,111.05- | 44,111.05- |
| LIBRARY | 0.00 | 3,663.42- | 0.00 | 3,663.42- |
| SECRETARY OF STATE | 0.00 | 0.00 | 3,624,253.97- | 3,624,253.97- |
| TREASURER | 0.00 | 0.00 | 149.00- | 149.00- |

FUND 001 GENERAL REVENUE FUND

| RECEIPTS: | REFUNDS PAID | NET APPROPRIATED RECEIPTS | NET UNAPPROPRIATED RECEIPTS | GROSS TOTAL |
|---------------------------------------|--------------|---------------------------|-----------------------------|-------------|
| SECURITIES BOARD | 0.00 | 0.00 | 500.10- | 500.10- |
| REAL ESTATE COMMISSION | 0.00 | 0.00 | 199.50- | 199.50- |
| DEPARTMENT OF PUBLIC SAFETY | 0.00 | 0.00 | 66,444.25- | 66,444.25- |
| BANKING-FINANCE COMMISSION | 0.00 | 0.00 | 4,000.00- | 4,000.00- |
| INDUSTRIAL ACCIDENT BOARD | 0.00 | 0.00 | 90,992.02- | 90,992.02- |
| BOARD OF INSURANCE | 0.00 | 0.00 | 6.00- | 6.00- |
| RAILROAD COMMISSION | 0.00 | 0.00 | 800.00- | 800.00- |
| ALCOHOLIC BEVERAGE COM | 0.00 | 0.00 | 119.00- | 119.00- |
| CREDIT UNION COMMISSION | 0.00 | 0.00 | 1,000.00- | 1,000.00- |
| COSMETOLOGY COMMISSION | 0.00 | 0.00 | 648.00- | 648.00- |
| WATER QUALITY BOARD | 0.00 | 0.00 | 494.00- | 494.00- |
| WATER RIGHTS COMMISSION | 0.00 | 0.00 | 14,463.00- | 14,463.00- |
| WATER DEVELOPMENT BOARD | 0.00 | 0.00 | 830.60- | 830.60- |
| CORSICANA STATE HOME | 0.00 | 1,612.32- | 0.00 | 1,612.32- |
| WACO STATE HOME | 0.00 | 1,982.31- | 0.00 | 1,982.31- |
| MENTAL HEALTH & MENTAL RETARDATION | 0.00 | 1,229.84- | 0.00 | 1,229.84- |
| AMARILLO CTR FOR HUMAN DEVELOPMENT | 0.00 | 174,476.50- | 0.00 | 174,476.50- |
| BEAUMONT CTR FOR HUMAN DEVELOPMENT | 0.00 | 69,520.03- | 0.00 | 69,520.03- |
| RIO GRANDE STATE CENTER MHR | 0.00 | 22,977.53- | 0.00 | 22,977.53- |
| DENTON STATE SCHOOL | 0.00 | 624.80- | 22.00- | 646.80- |
| DALLAS MENTAL HEALTH CLINIC | 0.00 | 97,234.26- | 0.00 | 97,234.26- |
| FORT WORTH MENTAL HEALTH CLINIC | 0.00 | 52,738.70- | 0.00 | 52,738.70- |
| EAST TEXAS STATE CHEST HOSPITAL | 0.00 | 2,347.83- | 432.73- | 2,780.56- |
| RICHMOND STATE SCHOOL | 0.00 | 125.00- | 0.00 | 125.00- |
| LUFKIN STATE SCHOOL | 0.00 | 3,104.14- | 0.00 | 3,104.14- |
| CORPUS CHRISTI STATE SCHOOL | 0.00 | 47,651.76- | 0.00 | 47,651.76- |
| SAN ANGELO CENTER MHR | 0.00 | 0.00 | 4.00- | 4.00- |
| SAN ANTONIO STATE CHEST HOSPITAL | 0.00 | 349.20- | 267.94- | 617.14- |
| TRAVIS STATE SCHOOL | 0.00 | 0.00 | 33.00- | 33.00- |
| ABILENE STATE SCHOOL | 0.00 | 248.00- | 0.00 | 248.00- |
| AUSTIN STATE HOSPITAL | 0.00 | 35,599.11- | 0.00 | 35,599.11- |
| TERRELL STATE HOSPITAL | 0.00 | 64,529.84- | 0.00 | 64,529.84- |
| WICHITA FALLS STATE HOSPITAL | 0.00 | 9,860.81- | 0.00 | 9,860.81- |
| HARLINGEN STATE CHEST SANATORIUM | 0.00 | 186.00- | 68.00- | 254.00- |
| RESEARCH INSTITUTE OF MENTAL SCIENCES | 0.00 | 160,056.55- | 0.00 | 160,056.55- |
| BIG SPRING STATE HOSPITAL | 0.00 | 24,779.69- | 124.50- | 24,904.19- |
| LUBBOCK STATE SCHOOL | 0.00 | 19,669.71- | 0.00 | 19,669.71- |
| GATESVILLE STATE SCHOOL FOR BOYS | 0.00 | 60.00- | 0.00 | 60.00- |
| GAINESVILLE STATE SCHOOL FOR GIRLS | 0.00 | 4,028.72- | 0.00 | 4,028.72- |
| CROCKETT STATE SCHOOL FOR GIRLS | 0.00 | 2,458.97- | 0.00 | 2,458.97- |
| MOUNT VIEW SCHOOL FOR BOYS | 0.00 | 65.00- | 0.00 | 65.00- |
| DEPARTMENT OF CORRECTIONS | 0.00 | 60,749.07- | 0.00 | 60,749.07- |
| HISTORICAL SURVEY COMMITTEE | 0.00 | 2,691.06- | 0.00 | 2,691.06- |
| 400 PRINCIPAL ON LAND SALES | | | | |
| NATIONAL GUARD ARMORY BOARD | 0.00 | 3,110.00- | 0.00 | 3,110.00- |
| 405 BUILDING SALES | | | | |
| NATIONAL GUARD ARMORY BOARD | 0.00 | 2,616.92- | 0.00 | 2,616.92- |
| MENTAL HEALTH & MENTAL RETARDATION | 0.00 | 372.00- | 0.00 | 372.00- |

FUND 001 GENERAL REVENUE FUND

| RECEIPTS: | REFUNDS PAID | NET APPROPRIATED RECEIPTS | NET UNAPPROPRIATED RECEIPTS | GROSS TOTAL |
|---------------------------------------|--------------|---------------------------|-----------------------------|-------------|
| MEXIA STATE SCHOOL | 0.00 | 1.00- | 0.00 | 1.00- |
| AUSTIN STATE SCHOOL | 0.00 | 310.00- | 0.00 | 310.00- |
| 420 MACHINERY AND EQUIPMENT SALES | | | | |
| SENATE | 0.00 | 1,935.90- | 0.00 | 1,935.90- |
| HOUSE OF REPRESENTATIVES | 0.00 | 2,083.87- | 0.00 | 2,083.87- |
| LEGISLATIVE REFERENCE LIBRARY | 0.00 | 63.37- | 0.00 | 63.37- |
| SUPREME COURT | 0.00 | 53.33- | 0.00 | 53.33- |
| COURT OF CIVIL APPEALS-ELEVENTH DIST | 0.00 | 110.01- | 0.00 | 110.01- |
| ATTORNEY GENERAL | 0.00 | 561.16- | 0.00 | 561.16- |
| BOARD OF CONTROL | 0.00 | 3,567.14- | 0.00 | 3,567.14- |
| GENERAL LAND OFFICE | 0.00 | 1,092.66- | 0.00 | 1,092.66- |
| LIBRARY | 0.00 | 164.59- | 0.00 | 164.59- |
| SECRETARY OF STATE | 0.00 | 859.04- | 0.00 | 859.04- |
| TREASURER | 0.00 | 25.00- | 0.00 | 25.00- |
| COMMISSION FOR THE BLIND | 0.00 | 751.45- | 0.00 | 751.45- |
| ADJUTANT GENERAL | 0.00 | 680.44- | 0.00 | 680.44- |
| VETERANS AFFAIRS COMMISSION | 0.00 | 480.34- | 0.00 | 480.34- |
| BUREAU OF LABOR STATISTICS | 0.00 | 34.32- | 0.00 | 34.32- |
| INDUSTRIAL COMMISSION | 0.00 | 139.33- | 0.00 | 139.33- |
| DEPARTMENT OF HEALTH | 0.00 | 1,799.19- | 0.00 | 1,799.19- |
| WATER QUALITY BOARD | 0.00 | 326.21- | 0.00 | 326.21- |
| WATER RIGHTS COMMISSION | 0.00 | 320.24- | 0.00 | 320.24- |
| WATER DEVELOPMENT BOARD | 0.00 | 5,561.64- | 0.00 | 5,561.64- |
| CORSICANA STATE HOME | 0.00 | 392.83- | 0.00 | 392.83- |
| WACO STATE HOME | 0.00 | 504.41- | 0.00 | 504.41- |
| MENTAL HEALTH & MENTAL RETARDATION | 0.00 | 2,016.70- | 0.00 | 2,016.70- |
| VERNON GERIATRIC CENTER | 0.00 | 24.68- | 0.00 | 24.68- |
| DENTON STATE SCHOOL | 42.41- | 477.80- | 0.00 | 520.21- |
| EAST TEXAS STATE CHEST HOSPITAL | 37.69- | 796.17- | 0.00 | 833.86- |
| LUFKIN STATE SCHOOL | 0.00 | 333.51- | 0.00 | 333.51- |
| SAN ANGELO CENTER MHMR | 0.00 | 2,658.35- | 0.00 | 2,658.35- |
| MEXIA STATE SCHOOL | 14.15- | 2,531.78- | 0.00 | 2,545.93- |
| KERRVILLE STATE HOSPITAL | 0.00 | 363.29- | 0.00 | 363.29- |
| TRAVIS STATE SCHOOL | 4.71- | 426.46- | 0.00 | 431.17- |
| ABILENE STATE SCHOOL | 0.00 | 101.73- | 0.00 | 101.73- |
| AUSTIN STATE HOSPITAL | 32.98- | 3,803.87- | 0.00 | 3,836.85- |
| AUSTIN STATE SCHOOL | 4.71- | 1.80- | 0.00 | 6.51- |
| RUSK STATE HOSPITAL | 70.68- | 5,488.81- | 0.00 | 5,559.49- |
| TERRELL STATE HOSPITAL | 122.51- | 499.31- | 0.00 | 621.82- |
| WICHITA FALLS STATE HOSPITAL | 23.56- | 557.77- | 0.00 | 581.33- |
| HARLINGEN STATE CHEST SANATORIUM | 84.82- | 32.49- | 0.00 | 117.31- |
| RESEARCH INSTITUTE OF MENTAL SCIENCES | 18.84- | 155.35- | 0.00 | 174.19- |
| BIG SPRING STATE HOSPITAL | 0.00 | 91.24- | 0.00 | 91.24- |
| GATESVILLE STATE SCHOOL FOR BOYS | 0.00 | 800.15- | 0.00 | 800.15- |
| DEPARTMENT OF CORRECTIONS | 0.00 | 33,822.26- | 0.00 | 33,822.26- |
| BOARD OF PARDONS & PAROLES | 0.00 | 388.24- | 0.00 | 388.24- |
| TEXAS EDUCATION AGENCY | 0.00 | 430.69- | 0.00 | 430.69- |
| PARKS AND WILD LIFE DEPARTMENT | 0.00 | 851.62- | 0.00 | 851.62- |

FUND 001 GENERAL REVENUE FUND

| RECEIPTS: | REFUNDS PAID | NET APPROPRIATED RECEIPTS | NET UNAPPROPRIATED RECEIPTS | GROSS TOTAL |
|---|--------------|---------------------------|-----------------------------|-------------|
| 421 FARM DAIRY AND GARDEN PRODUCTS SALES | | | | |
| MENTAL HEALTH & MENTAL RETARDATION | 0.00 | 1,259.49- | 0.00 | 1,259.49- |
| DEPARTMENT OF CORRECTIONS | 0.00 | 0.00 | 269,055.32- | 269,055.32- |
| 422 PROCESSED PRODUCTS SALES | | | | |
| GAINESVILLE STATE SCHOOL FOR GIRLS | 0.00 | 311.93- | 0.00 | 311.93- |
| DEPARTMENT OF CORRECTIONS | 0.00 | 0.00 | 676.86- | 676.86- |
| 423 PUBLICATION AND ADVERTISING SALES | | | | |
| LEGISLATIVE COUNCIL | 0.00 | 217.00- | 0.00 | 217.00- |
| ATTORNEY GENERAL | 0.00 | 7,157.32- | 0.00 | 7,157.32- |
| BOARD OF CONTROL | 0.00 | 47,210.13- | 0.00 | 47,210.13- |
| GENERAL LAND OFFICE | 0.00 | 6,893.50- | 85.50- | 6,979.00- |
| LIBRARY | 0.00 | 45.60- | 0.00 | 45.60- |
| SECRETARY OF STATE | 0.00 | 27.67- | 882.00- | 909.67- |
| AUDITOR | 0.00 | 48.50- | 0.00 | 48.50- |
| SECURITIES BOARD | 0.00 | 1,805.58- | 0.00 | 1,805.58- |
| ADJUTANT GENERAL | 0.00 | 3.00- | 0.00 | 3.00- |
| BUREAU OF LABOR STATISTICS | 0.00 | 3,022.12- | 0.00 | 3,022.12- |
| INDUSTRIAL COMMISSION | 0.00 | 4,915.75- | 0.00 | 4,915.75- |
| COMMISSION ON ALCOHOLISM | 0.00 | 6,586.45- | 0.00 | 6,586.45- |
| WATER QUALITY BOARD | 0.00 | 373.50- | 0.00 | 373.50- |
| WATER RIGHTS COMMISSION | 0.00 | 1,335.23- | 0.00 | 1,335.23- |
| WATER DEVELOPMENT BOARD | 0.00 | 581.59- | 0.00 | 581.59- |
| HIGHWAY DEPARTMENT | 0.00 | 0.00 | 3,707.19- | 3,707.19- |
| TEXAS EDUCATION AGENCY | 0.00 | 119.00- | 0.00 | 119.00- |
| COORDINATING BOARD COLLEGE & UNIV SYSTEM | 0.00 | 2,340.00- | 0.00 | 2,340.00- |
| HISTORICAL SURVEY COMMITTEE | 0.00 | 425.43- | 0.00 | 425.43- |
| 424 OPERATING SUPPLIES SALES | | | | |
| GAINESVILLE STATE SCHOOL FOR GIRLS | 0.00 | 944.50- | 0.00 | 944.50- |
| 425 DORMITORY CAFETERIA & MERCHANDISE SALES | | | | |
| CORSICANA STATE HOME | 0.00 | 21,652.29- | 0.00 | 21,652.29- |
| WACO STATE HOME | 0.00 | 20,371.39- | 0.00 | 20,371.39- |
| BROWNWOOD STATE SCHOOL FOR GIRLS | 0.00 | 8,467.10- | 0.00 | 8,467.10- |
| VERNON GERIATRIC CENTER | 0.00 | 61,609.94- | 0.00 | 61,609.94- |
| AMARILLO CTR FOR HUMAN DEVELOPMENT | 0.00 | 175.31- | 0.00 | 175.31- |
| BEAUMONT CTR FOR HUMAN DEVELOPMENT | 0.00 | 75.21- | 0.00 | 75.21- |
| DENTON STATE SCHOOL | 0.00 | 9,992.09- | 0.00 | 9,992.09- |
| EAST TEXAS STATE CHEST HOSPITAL | 0.00 | 8,718.27- | 0.00 | 8,718.27- |
| RICHMOND STATE SCHOOL | 0.00 | 22,094.35- | 0.00 | 22,094.35- |
| LUFKIN STATE SCHOOL | 8.63- | 68,338.65- | 0.00 | 68,347.28- |
| CORPUS CHRISTI STATE SCHOOL | 0.00 | 6,017.34- | 0.00 | 6,017.34- |
| SAN ANGELO CENTER MHMR | 0.00 | 6,351.71- | 0.00 | 6,351.71- |
| MEXIA STATE SCHOOL | 35.63- | 114,179.11- | 0.00 | 114,214.74- |
| SAN ANTONIO STATE CHEST HOSPITAL | 0.00 | 9,387.61- | 0.00 | 9,387.61- |
| KERRVILLE STATE HOSPITAL | 0.00 | 114,836.14- | 0.00 | 114,836.14- |
| TRAVIS STATE SCHOOL | 0.00 | 102,554.42- | 0.00 | 102,554.42- |
| ABILENE STATE SCHOOL | 0.00 | 70,362.29- | 0.00 | 70,362.29- |
| AUSTIN STATE HOSPITAL | 0.00 | 146,606.47- | 0.00 | 146,606.47- |
| AUSTIN STATE SCHOOL | 37.70- | 90,956.40- | 0.00 | 90,994.10- |

FUND 001 GENERAL REVENUE FUND

| RECEIPTS: | REFUNDS PAID | NET APPROPRIATED RECEIPTS | NET UNAPPROPRIATED RECEIPTS | GROSS TOTAL |
|------------------------------------|--------------|---------------------------|-----------------------------|-------------|
| RUSK STATE HOSPITAL | 0.00 | 198,658.11- | 0.00 | 198,658.11- |
| SAN ANTONIO STATE HOSPITAL | 0.00 | 141,236.72- | 0.00 | 141,236.72- |
| TERRELL STATE HOSPITAL | 0.00 | 140,994.83- | 0.00 | 140,994.83- |
| WICHITA FALLS STATE HOSPITAL | 0.00 | 167,559.43- | 0.00 | 167,559.43- |
| HARLINGEN STATE CHEST SANATORIUM | 0.00 | 11,726.90- | 0.00 | 11,726.90- |
| BIG SPRING STATE HOSPITAL | 0.00 | 106,593.15- | 0.00 | 106,593.15- |
| LUBBOCK STATE SCHOOL | 0.00 | 793.46- | 0.00 | 793.46- |
| WEST TEXAS CHILDRENS HOME | 0.00 | 25,447.10- | 0.00 | 25,447.10- |
| GATESVILLE STATE SCHOOL FOR BOYS | 0.00 | 63,459.60- | 0.00 | 63,459.60- |
| GAINESVILLE STATE SCHOOL FOR GIRLS | 0.00 | 18,154.56- | 0.00 | 18,154.56- |
| CROCKETT STATE SCHOOL FOR GIRLS | 0.00 | 20,750.40- | 0.00 | 20,750.40- |
| MOUNT VIEW SCHOOL FOR BOYS | 0.00 | 31,463.01- | 0.00 | 31,463.01- |
| DEPARTMENT OF CORRECTIONS | 0.00 | 70,525.20- | 0.00 | 70,525.20- |
| TEXAS EDUCATION AGENCY | 0.00 | 49,847.63- | 0.00 | 49,847.63- |
| 426 OTHER SALES | | | | |
| BOARD OF CONTROL | 0.00 | 6,430.62- | 0.00 | 6,430.62- |
| GENERAL LAND OFFICE | 0.00 | 1,287.55- | 0.00 | 1,287.55- |
| TREASURER | 0.00 | 4,031.01- | 26.95 | 4,004.06- |
| BUREAU OF LABOR STATISTICS | 0.00 | 235.66- | 0.00 | 235.66- |
| DEPARTMENT OF HEALTH | 0.00 | 21.00- | 14.76- | 35.76- |
| WATER RIGHTS COMMISSION | 0.00 | 5,533.24- | 0.00 | 5,533.24- |
| WACO STATE HOME | 0.00 | 0.00 | 276.90- | 276.90- |
| MENTAL HEALTH & MENTAL RETARDATION | 0.00 | 4,444.96- | 0.00 | 4,444.96- |
| VERNON GERIATRIC CENTER | 0.00 | 2,302.21- | 0.00 | 2,302.21- |
| DENTON STATE SCHOOL | 0.00 | 52,398.98- | 0.00 | 52,398.98- |
| EAST TEXAS STATE CHEST HOSPITAL | 0.00 | 6,449.43- | 288.95- | 6,738.38- |
| RICHMOND STATE SCHOOL | 14.15- | 223.24- | 0.00 | 237.39- |
| LUFKIN STATE SCHOOL | 0.00 | 29.53- | 0.00 | 29.53- |
| CORPUS CHRISTI STATE SCHOOL | 0.00 | 256.55- | 0.00 | 256.55- |
| SAN ANGELO CENTER MHMR | 0.00 | 1,165.38- | 3,613.58- | 4,778.96- |
| MEXIA STATE SCHOOL | 0.00 | 483.15- | 0.00 | 483.15- |
| SAN ANTONIO STATE CHEST HOSPITAL | 0.00 | 20,452.92- | 41.10- | 20,494.02- |
| KERRVILLE STATE HOSPITAL | 0.00 | 4,069.88- | 0.00 | 4,069.88- |
| TRAVIS STATE SCHOOL | 0.00 | 46,799.72- | 7.20- | 46,806.92- |
| ABILENE STATE SCHOOL | 0.00 | 133.15- | 0.00 | 133.15- |
| AUSTIN STATE HOSPITAL | 0.00 | 1,438.70- | 9.00- | 1,447.70- |
| AUSTIN STATE SCHOOL | 12.07- | 2,979.28- | 0.00 | 2,991.35- |
| RUSK STATE HOSPITAL | 0.00 | 20,788.39- | 0.00 | 20,788.39- |
| SAN ANTONIO STATE HOSPITAL | 0.00 | 52,863.40- | 0.00 | 52,863.40- |
| TERRELL STATE HOSPITAL | 0.00 | 2,640.06- | 0.00 | 2,640.06- |
| WICHITA FALLS STATE HOSPITAL | 0.00 | 11,719.68- | 0.00 | 11,719.68- |
| HARLINGEN STATE CHEST SANATORIUM | 0.00 | 0.00 | 2.50- | 2.50- |
| BIG SPRING STATE HOSPITAL | 0.00 | 796.83- | 1.80- | 798.63- |
| LUBBOCK STATE SCHOOL | 0.00 | 8,758.14- | 0.00 | 8,758.14- |
| GATESVILLE STATE SCHOOL FOR BOYS | 0.00 | 624.26- | 0.00 | 624.26- |
| CROCKETT STATE SCHOOL FOR GIRLS | 0.00 | 35.76- | 0.00 | 35.76- |
| MOUNT VIEW SCHOOL FOR BOYS | 0.00 | 491.78- | 0.00 | 491.78- |
| DEPARTMENT OF CORRECTIONS | 0.00 | 45,839.32- | 60.70- | 45,900.02- |

FUND 001 GENERAL REVENUE FUND

| RECEIPTS: | REFUNDS PAID | NET APPROPRIATED RECEIPTS | NET UNAPPROPRIATED RECEIPTS | GROSS TOTAL |
|---|--------------|---------------------------------|-----------------------------------|----------------|
| TEXAS EDUCATION AGENCY | 0.00 | 1,512.80- | 0.00 | 1,512.80- |
| 441 RENTAL LANDS AND BUILDINGS | | | | |
| BOARD OF CONTROL | 0.00 | 0.00 | 29,453.50- | 29,453.50- |
| MENTAL HEALTH & MENTAL RETARDATION | 0.00 | 465.00- | 0.00 | 465.00- |
| COMMISSION FOR INDIAN AFFAIRS | 0.00 | 360.00- | 0.00 | 360.00- |
| CORPUS CHRISTI STATE SCHOOL | 0.00 | 1,397.90- | 0.00 | 1,397.90- |
| AUSTIN STATE HOSPITAL | 0.00 | 12,204.73- | 0.00 | 12,204.73- |
| LUBBOCK STATE SCHOOL | 0.00 | 1,184.81- | 0.00 | 1,184.81- |
| GAINESVILLE STATE SCHOOL FOR GIRLS | 0.00 | 10,985.05- | 0.00 | 10,985.05- |
| DEPARTMENT OF CORRECTIONS | 0.00 | 0.00 | 55,868.07- | 55,868.07- |
| 442 RENTAL EQUIPMENT | | | | |
| WICHITA FALLS STATE HOSPITAL | 0.00 | 8,627.50- | 0.00 | 8,627.50- |
| 443 OTHER RENTALS LEASES AND EASEMENTS | | | | |
| BOARD OF CONTROL | 0.00 | 0.00 | 900.53- | 900.53- |
| BOARD OF MANAGERS STATE RAILROAD | 0.00 | 0.00 | 1,217.00- | 1,217.00- |
| DEPARTMENT OF HEALTH | 0.00 | 0.00 | 1,008.00- | 1,008.00- |
| DENTON STATE SCHOOL | 0.00 | 412.00- | 0.00 | 412.00- |
| SAN ANGELO CENTER MHR | 0.00 | 0.00 | 765.80- | 765.80- |
| MEXIA STATE SCHOOL | 0.00 | 105.80- | 9,005.20- | 9,111.00- |
| TRAVIS STATE SCHOOL | 0.00 | 0.00 | 3,648.00- | 3,648.00- |
| RUSK STATE HOSPITAL | 0.00 | 0.00 | 2,056.74- | 2,056.74- |
| 500 INTEREST ON STATE DEPOSITS | | | | |
| TREASURER | 0.00 | 0.00 | 8,237,400.76- | 8,237,400.76- |
| 517 OTHER INTEREST | | | | |
| TREASURER | 0.00 | 0.00 | 42,016.51- | 42,016.51- |
| 530 FEDERAL GRANTS | | | | |
| GOVERNOR-EXECUTIVE | 0.00 | 470,106.77- | 0.00 | 470,106.77- |
| LAW ENFORCEMENT OFFICER STANDARDS & EDUCATION | 0.00 | 14,447.00- | 0.00 | 14,447.00- |
| DEPARTMENT OF HEALTH | 0.00 | 132.50- | 0.00 | 132.50- |
| MENTAL HEALTH & MENTAL RETARDATION | 0.00 | 1,273,803.80- | 22,049.29- | 1,295,853.09- |
| RIO GRANDE STATE CENTER MHR | 0.00 | 387,440.60- | 0.00 | 387,440.60- |
| COORDINATING BOARD COLLEGE & UNIV SYSTEM | 0.00 | 312,591.23- | 0.00 | 312,591.23- |
| HISTORICAL SURVEY COMMITTEE | 0.00 | 13,584.78- | 0.00 | 13,584.78- |
| 540 OTHER DONATIONS AND GRANTS | | | | |
| GOVERNOR-EXECUTIVE | 0.00 | 31,400.00- | 0.00 | 31,400.00- |
| COMPTROLLER OF PUBLIC ACCOUNTS | 0.00 | 0.00 | 39,385.48- | 39,385.48- |
| LIBRARY | 0.00 | 580.00- | 0.00 | 580.00- |
| LAW ENFORCEMENT OFFICER STANDARDS & EDUCATION | 0.00 | 10,000.00- | 0.00 | 10,000.00- |
| DEPARTMENT OF HEALTH | 0.00 | 420.51- | 0.00 | 420.51- |
| AIR CONTROL BOARD | 0.00 | 5.00- | 0.00 | 5.00- |
| DEPARTMENT OF AGRICULTURE | 0.00 | 84,122.21- | 0.00 | 84,122.21- |
| TEXAS ANIMAL HEALTH COMMISSION | 0.00 | 5.00- | 0.00 | 5.00- |
| RICHMOND STATE SCHOOL | 0.00 | 1,296.75- | 0.00 | 1,296.75- |
| SAN ANTONIO STATE CHEST HOSPITAL | 9,200.00- | 9,200.00- | 9,200.00 | 9,200.00- |
| HISTORICAL SURVEY COMMITTEE | 0.00 | 5,605.00- | 0.00 | 5,605.00- |
| ADMIRAL NIMITZ MUSEUM | 0.00 | 45,000.00- | 0.00 | 45,000.00- |
| 550 COURT COST | | | | |
| SUPREME COURT | 0.00 | 0.00 | 9,870.00- | 9,870.00- |

FUND 001 GENERAL REVENUE FUND

| RECEIPTS: | REFUNDS PAID | NET APPROPRIATED RECEIPTS | NET UNAPPROPRIATED RECEIPTS | GROSS TOTAL |
|--|--------------|---------------------------|-----------------------------|-------------|
| COURT OF CIVIL APPEALS-FIRST DIST | 0.00 | 0.00 | 3,175.00- | 3,175.00- |
| COURT OF CIVIL APPEALS-SECOND DIST | 0.00 | 0.00 | 2,475.00- | 2,475.00- |
| COURT OF CIVIL APPEALS-THIRD DIST | 0.00 | 0.00 | 1,951.00- | 1,951.00- |
| COURT OF CIVIL APPEALS-FOURTH DIST | 0.00 | 0.00 | 2,430.00- | 2,430.00- |
| COURT OF CIVIL APPEALS-FIFTH DIST | 0.00 | 0.00 | 5,765.00- | 5,765.00- |
| COURT OF CIVIL APPEALS-SIXTH DIST | 0.00 | 0.00 | 1,290.00- | 1,290.00- |
| COURT OF CIVIL APPEALS-SEVENTH DIST | 0.00 | 0.00 | 2,670.00- | 2,670.00- |
| COURT OF CIVIL APPEALS-EIGHTH DIST | 0.00 | 0.00 | 2,000.00- | 2,000.00- |
| COURT OF CIVIL APPEALS-NINTH DIST | 0.00 | 0.00 | 1,770.00- | 1,770.00- |
| COURT OF CIVIL APPEALS-TENTH DIST | 0.00 | 0.00 | 1,198.20- | 1,198.20- |
| COURT OF CIVIL APPEALS-ELEVENTH DIST | 0.00 | 0.00 | 1,200.00- | 1,200.00- |
| COURT OF CIVIL APPEALS-TWELFTH DISTRICT | 0.00 | 0.00 | 1,535.00- | 1,535.00- |
| COURT OF CIVIL APPEALS-THIRTEENTH DISTRICT | 0.00 | 0.00 | 2,080.00- | 2,080.00- |
| COURT OF CIVIL APPEALS-FOURTEENTH DIST | 0.00 | 0.00 | 2,584.00- | 2,584.00- |
| 555 CONFISCATIONS | | | | |
| COMPTROLLER OF PUBLIC ACCOUNTS | 0.00 | 0.00 | 53.00- | 53.00- |
| TREASURER | 0.00 | 0.00 | 10,133.02- | 10,133.02- |
| ALCOHOLIC BEVERAGE COM | 0.00 | 0.00 | 3,099.00- | 3,099.00- |
| 560 JUDGMENTS | | | | |
| ATTORNEY GENERAL | 0.00 | 0.00 | 115,752.13- | 115,752.13- |
| COMPTROLLER OF PUBLIC ACCOUNTS | 0.00 | 0.00 | 3,132.67- | 3,132.67- |
| 561 INTEREST ON JUDGMENTS | | | | |
| TERRELL STATE HOSPITAL | 0.00 | 0.00 | 120.44- | 120.44- |
| 562 ESCHEATED ESTATES | | | | |
| COMPTROLLER OF PUBLIC ACCOUNTS | 0.00 | 0.00 | 29,625.98- | 29,625.98- |
| TREASURER | 0.00 | 0.00 | 437,810.92- | 437,810.92- |
| 563 FORFEITURES | | | | |
| BUREAU OF LABOR STATISTICS | 0.00 | 0.00 | 590.00- | 590.00- |
| DEPARTMENT OF HEALTH | 0.00 | 2.50- | 0.00 | 2.50- |
| EAST TEXAS STATE CHEST HOSPITAL | 0.00 | 1,000.00- | 0.00 | 1,000.00- |
| 564 INSURANCE AND DAMAGES | | | | |
| BOARD OF CONTROL | 0.00 | 158.00- | 0.00 | 158.00- |
| SECURITIES BOARD | 0.00 | 17.00- | 0.00 | 17.00- |
| ADJUTANT GENERAL | 0.00 | 33.60- | 0.00 | 33.60- |
| DEPARTMENT OF HEALTH | 0.00 | 162.05- | 796.00- | 958.05- |
| DEPARTMENT OF AGRICULTURE | 0.00 | 136.77- | 0.00 | 136.77- |
| AGRICULTURAL EXPERIMENT STATION | 0.00 | 9.00- | 0.00 | 9.00- |
| MENTAL HEALTH & MENTAL RETARDATION | 0.00 | 22.40- | 0.00 | 22.40- |
| BEAUMONT CTR FOR HUMAN DEVELOPMENT | 0.00 | 36.62- | 0.00 | 36.62- |
| COMMISSION FOR INDIAN AFFAIRS | 0.00 | 26.70- | 0.00 | 26.70- |
| EAST TEXAS STATE CHEST HOSPITAL | 0.00 | 116.18- | 0.00 | 116.18- |
| RICHMOND STATE SCHOCL | 0.00 | 242.24- | 0.00 | 242.24- |
| CORPUS CHRISTI STATE SCHOOL | 0.00 | 399.90- | 0.00 | 399.90- |
| SAN ANGELO CENTER MHR | 0.00 | 54.93- | 0.00 | 54.93- |
| MEXIA STATE SCHOOL | 0.00 | 12.10- | 0.00 | 12.10- |
| SAN ANTONIO STATE CHEST HOSPITAL | 0.00 | 185.00- | 0.00 | 185.00- |
| KERRVILLE STATE HOSPITAL | 0.00 | 4.11- | 0.00 | 4.11- |
| TRAVIS STATE SCHOOL | 0.00 | 184.50- | 0.00 | 184.50- |

FUND 001 GENERAL REVENUE FUND

| RECEIPTS: | REFUNDS PAID | NET APPROPRIATED RECEIPTS | NET UNAPPROPRIATED RECEIPTS | GROSS TOTAL |
|--|--------------|---------------------------------|-----------------------------------|----------------|
| ABILENE STATE SCHOOL | 0.00 | 173.56- | 0.00 | 173.56- |
| AUSTIN STATE SCHOOL | 0.00 | 1.50- | 0.00 | 1.50- |
| RUSK STATE HOSPITAL | 0.00 | 25.45- | 0.00 | 25.45- |
| SAN ANTONIO STATE HOSPITAL | 0.00 | 55.28- | 0.00 | 55.28- |
| GATESVILLE STATE SCHOOL FOR BOYS | 0.00 | 787.71- | 0.00 | 787.71- |
| GAINESVILLE STATE SCHOOL FOR GIRLS | 0.00 | 53.22- | 0.00 | 53.22- |
| MOUNT VIEW SCHOOL FOR BOYS | 0.00 | 72.50- | 0.00 | 72.50- |
| DEPARTMENT OF CORRECTIONS | 0.00 | 1,829.79- | 0.00 | 1,829.79- |
| 565 WARRANTS VOIDED BY STATUTE OF LIMITATION | | | | |
| COMPTROLLER OF PUBLIC ACCOUNTS | 0.00 | 0.00 | 20,687.13- | 20,687.13- |
| GENERAL LAND OFFICE | 0.00 | 0.00 | 507.72- | 507.72- |
| SECRETARY OF STATE | 0.00 | 0.00 | 533.50- | 533.50- |
| SECURITIES BOARD | 0.00 | 0.00 | 240.37- | 240.37- |
| EMPLOYMENT COMMISSION | 0.00 | 0.00 | 41.16- | 41.16- |
| DEPARTMENT OF PUBLIC WELFARE | 0.00 | 0.00 | 22,473.30- | 22,473.30- |
| EMPLOYEES RETIREMENT SYSTEM | 0.00 | 0.00 | 9.65- | 9.65- |
| REAL ESTATE COMMISSION | 0.00 | 0.00 | 23.00- | 23.00- |
| DEPARTMENT OF PUBLIC SAFETY | 0.00 | 0.00 | 160.00- | 160.00- |
| BUREAU OF LABOR STATISTICS | 0.00 | 0.00 | 11.00- | 11.00- |
| BOARD OF INSURANCE | 0.00 | 0.00 | 631.18- | 631.18- |
| ALCOHOLIC BEVERAGE COM | 0.00 | 0.00 | 74.22- | 74.22- |
| DEPARTMENT OF HEALTH | 0.00 | 0.00 | 4.00- | 4.00- |
| COSMETOLOGY COMMISSION | 0.00 | 0.00 | 43.99- | 43.99- |
| BOARD OF EXAMINERS IN BASIC SCIENCE | 0.00 | 0.00 | 75.00- | 75.00- |
| DEPARTMENT OF AGRICULTURE | 0.00 | 0.00 | 6.86- | 6.86- |
| WATER DEVELOPMENT BOARD | 0.00 | 0.00 | 12.00- | 12.00- |
| DENTON STATE SCHOOL | 0.00 | 0.00 | 15.00- | 15.00- |
| TRAVIS STATE SCHOOL | 0.00 | 0.00 | 7.50- | 7.50- |
| ABILENE STATE SCHOOL | 0.00 | 0.00 | 3.75- | 3.75- |
| TEXAS EDUCATION AGENCY | 0.00 | 0.00 | 13.50- | 13.50- |
| PARKS AND WILD LIFE DEPARTMENT | 0.00 | 0.00 | 14.03- | 14.03- |
| 566 JUDGES RETIREMENT CONTRIBUTION | | | | |
| EMPLOYEES RETIREMENT SYSTEM | 8,550.01- | 0.00 | 278,147.89- | 286,697.90- |
| 570 OTHER MISCELLANEOUS GOVERNMENTAL REVENUE | | | | |
| DISTRICT COURTS COMPTROLLERS JUDICIARY SEC | 0.00 | 0.00 | 200.14- | 200.14- |
| ATTORNEY GENERAL | 0.00 | 0.00 | 7,267.81- | 7,267.81- |
| BOARD OF CONTROL | 0.00 | 0.00 | 9.83- | 9.83- |
| COMPTROLLER OF PUBLIC ACCOUNTS | 0.00 | 0.00 | 60,922.79- | 60,922.79- |
| GOOD NEIGHBOR COMMISSION | 0.00 | 0.00 | 22.83- | 22.83- |
| DEPARTMENT OF HEALTH | 0.00 | 0.00 | 15,112.00- | 15,112.00- |
| DEPARTMENT OF AGRICULTURE | 0.00 | 0.00 | 104.06- | 104.06- |
| TEXAS ANIMAL HEALTH COMMISSION | 0.00 | 29.95- | 21.25- | 51.20- |
| WATER DEVELOPMENT BOARD | 0.00 | 0.00 | 8.54- | 8.54- |
| MENTAL HEALTH & MENTAL RETARDATION | 0.00 | 0.00 | 81.19- | 81.19- |
| VERNON GERIATRIC CENTER | 0.00 | 12.00- | 0.00 | 12.00- |
| DENTON STATE SCHOOL | 0.00 | 0.75- | 87.76- | 88.51- |
| RICHMOND STATE SCHOOL | 0.00 | 70.43- | 129.60- | 200.03- |
| SAN ANGELO CENTER MHR | 0.00 | 0.00 | 44.45- | 44.45- |

FUND 001 GENERAL REVENUE FUND

| RECEIPTS: | REFUNDS PAID | NET APPROPRIATED RECEIPTS | NET UNAPPROPRIATED RECEIPTS | GROSS TOTAL |
|--|--------------|---------------------------------|-----------------------------------|----------------|
| MEXIA STATE SCHOOL | 0.00 | 48.10- | 598.56- | 646.66- |
| KERRVILLE STATE HOSPITAL | 0.00 | 1.50- | 461.34- | 462.84- |
| TRAVIS STATE SCHOOL | 0.00 | 358.10- | 41.00- | 399.10- |
| ABILENE STATE SCHOOL | 0.00 | 0.00 | 1.05- | 1.05- |
| AUSTIN STATE HOSPITAL | 0.00 | 142.00- | 44.10- | 186.10- |
| RUSK STATE HOSPITAL | 0.00 | 4.50- | 612.97- | 617.47- |
| SAN ANTONIO STATE HOSPITAL | 0.00 | 83.81- | 10.56- | 94.37- |
| TERRFLL STATE HOSPITAL | 0.00 | 0.00 | 7.00- | 7.00- |
| WICHITA FALLS STATE HOSPITAL | 0.00 | 0.00 | 10.12- | 10.12- |
| RESEARCH INSTITUTE OF MENTAL SCIENCES | 0.00 | 0.00 | 74.57- | 74.57- |
| BIG SPRING STATE HOSPITAL | 0.00 | 0.00 | 10.00- | 10.00- |
| MOUNT VIEW SCHOOL FOR BOYS | 0.00 | 0.00 | 312.83- | 312.83- |
| DEPARTMENT OF CORRECTIONS | 0.00 | 0.00 | 533,771.52- | 533,771.52- |
| TEXAS EDUCATION AGENCY | 0.00 | 1,381.77- | 0.00 | 1,381.77- |
| A & M UNIVERSITY MAIN UNIVERSITY | 8.95- | 8.95- | 8.95 | 8.95- |
| COORDINATING BOARD COLLEGE & UNIV SYSTEM | 0.00 | 0.00 | 83.97- | 83.97- |
| PARKS AND WILD LIFE DEPARTMENT | 0.00 | 0.00 | 1.22- | 1.22- |
| HISTORICAL SURVEY COMMITTEE | 0.00 | 316.34- | 0.00 | 316.34- |
| MISCELLANEOUS | 0.00 | 0.00 | 1,327.74- | 1,327.74- |
| 620 UNEXPENDED BALANCES | | | | |
| COMPTROLLER OF PUBLIC ACCOUNTS | 0.00 | 0.00 | 405,882.99- | 405,882.99- |
| TREASURER | 0.00 | 0.00 | 24,443.64- | 24,443.64- |
| DEPARTMENT OF PUBLIC WELFARE | 0.00 | 0.00 | 27,557.52- | 27,557.52- |
| REAL ESTATE COMMISSION | 0.00 | 0.00 | 85,000.00- | 85,000.00- |
| BOARD OF INSURANCE | 0.00 | 0.00 | 17,371.34- | 17,371.34- |
| RAILROAD COMMISSION | 0.00 | 0.00 | 1,385,343.74- | 1,385,343.74- |
| BOARD OF ARCHITECTURAL EXAMINERS | 0.00 | 0.00 | 5,836.50- | 5,836.50- |
| DEPARTMENT OF HEALTH | 0.00 | 0.00 | 100.73- | 100.73- |
| COSMETOLOGY COMMISSION | 0.00 | 0.00 | 816,777.86- | 816,777.86- |
| MISCELLANEOUS | 0.00 | 0.00 | 542,997.44- | 542,997.44- |
| 621 SERVICE CHARGES | | | | |
| COMPTROLLER OF PUBLIC ACCOUNTS | 0.00 | 0.00 | 699,324.00- | 699,324.00- |
| AUDITOR | 0.00 | 0.00 | 128,504.04- | 128,504.04- |
| 624 DEPARTMENTAL TRANSFER-CENTREX TELE SERVICE | | | | |
| BOARD OF CONTROL | 0.00 | 1,524,058.92- | 0.00 | 1,524,058.92- |
| 625 DEPT TRANS-SALES OF SUPPLIES & SER | | | | |
| LEGISLATIVE COUNCIL | 0.00 | 34,671.23- | 0.00 | 34,671.23- |
| LEGISLATIVE REFERENCE LIBRARY | 0.00 | 100.00- | 0.00 | 100.00- |
| COURT OF CRIMINAL APPEALS | 0.00 | 29,879.16- | 0.00 | 29,879.16- |
| COURT OF CIVIL APPEALS-THIRD DIST | 0.00 | 0.00 | 75.00- | 75.00- |
| GOVERNOR-EXECUTIVE | 0.00 | 32,579.81- | 0.00 | 32,579.81- |
| ATTORNEY GENERAL | 0.00 | 834.00- | 0.00 | 834.00- |
| BOARD OF CONTROL | 0.00 | 306,300.38- | 0.00 | 306,300.38- |
| GENERAL LAND OFFICE | 0.00 | 0.00 | 4.00- | 4.00- |
| SECURITIES BOARD | 0.00 | 145.92- | 0.00 | 145.92- |
| COMMISSION FOR THE BLIND | 0.00 | 934.11- | 0.00 | 934.11- |
| LAW ENFORCEMENT OFFICER STANDARDS & EDUCATION | 0.00 | 131,158.56- | 0.00 | 131,158.56- |
| BUREAU OF LABOR STATISTICS | 0.00 | 0.00 | 7,354.00- | 7,354.00- |

FUND 001 GENERAL REVENUE FUND

RECEIPTS:

| | REFUNDS PAID | NET APPROPRIATED RECEIPTS | NET UNAPPROPRIATED RECEIPTS | GROSS TOTAL |
|---|--------------|---------------------------|-----------------------------|---------------|
| INDUSTRIAL COMMISSION | 0.00 | 3,800.00- | 0.00 | 3,800.00- |
| BOARD OF PRIVATE DETECTIVES ETC | 0.00 | 12,696.00- | 0.00 | 12,696.00- |
| DEPARTMENT OF HEALTH | 0.00 | 1,572.28- | 0.00 | 1,572.28- |
| COMMISSION ON ALCOHOLISM | 0.00 | 557.96- | 0.00 | 557.96- |
| WATER RIGHTS COMMISSION | 0.00 | 8,000.00- | 0.00 | 8,000.00- |
| HIGHWAY DEPARTMENT | 0.00 | 0.00 | 2,206.00- | 2,206.00- |
| MENTAL HEALTH & MENTAL RETARDATION | 0.00 | 355,584.56- | 0.00 | 355,584.56- |
| VERNON GERIATRIC CENTER | 0.00 | 1,177.60- | 0.00 | 1,177.60- |
| RIO GRANDE STATE CENTER MHR | 0.00 | 0.00 | 36.15- | 36.15- |
| DENTON STATE SCHOOL | 0.00 | 1,332.00- | 749,158.32- | 750,490.32- |
| COMMISSION FOR INDIAN AFFAIRS | 0.00 | 22,000.00- | 0.00 | 22,000.00- |
| EAST TEXAS STATE CHEST HOSPITAL | 0.00 | 85,685.84- | 169,098.88- | 254,784.72- |
| RICHMOND STATE SCHOOL | 0.00 | 0.00 | 127,163.34- | 127,163.34- |
| LUFKIN STATE SCHOOL | 0.00 | 0.00 | 325,258.62- | 325,258.62- |
| SAN ANGELO CENTER MHR | 0.00 | 175,403.20- | 9,537.13- | 184,940.33- |
| MEXIA STATE SCHOOL | 0.00 | 0.00 | 2,252,574.19- | 2,252,574.19- |
| SAN ANTONIO STATE CHEST HOSPITAL | 0.00 | 47,425.00- | 343,181.78- | 390,606.78- |
| KERRVILLE STATE HOSPITAL | 0.00 | 234.00- | 0.00 | 234.00- |
| TRAVIS STATE SCHOOL | 0.00 | 50,716.58- | 1,703,865.54- | 1,754,582.12- |
| ABILENE STATE SCHOOL | 0.00 | 0.00 | 521,279.43- | 521,279.43- |
| AUSTIN STATE HOSPITAL | 0.00 | 0.00 | 357,999.47- | 357,999.47- |
| AUSTIN STATE SCHOOL | 0.00 | 131.78 | 959,587.92- | 959,456.14- |
| RUSK STATE HOSPITAL | 0.00 | 0.00 | 665,753.22- | 665,753.22- |
| TERRELL STATE HOSPITAL | 0.00 | 0.00 | 1,006,410.86- | 1,006,410.86- |
| WICHITA FALLS STATE HOSPITAL | 0.00 | 4,538.88- | 1,233,008.94- | 1,237,547.82- |
| HARLINGEN STATE CHEST SANATORIUM | 0.00 | 10,043.79- | 115,741.20- | 125,784.99- |
| RESEARCH INSTITUTE OF MENTAL SCIENCES | 0.00 | 38,319.51- | 0.00 | 38,319.51- |
| BIG SPRING STATE HOSPITAL | 0.00 | 0.00 | 162,624.10- | 162,624.10- |
| LUBBOCK STATE SCHOOL | 0.00 | 7,463.20- | 97,887.30- | 105,350.50- |
| YOUTH COUNCIL | 0.00 | 4,486.32- | 0.00 | 4,486.32- |
| DEPARTMENT OF CORRECTIONS | 0.00 | 10,598.82- | 0.00 | 10,598.82- |
| BOARD OF PARDONS & PAROLES | 0.00 | 100.00- | 0.00 | 100.00- |
| UNIVERSITY OF HOUSTON | 0.00 | 965.36- | 0.00 | 965.36- |
| TEXAS TECHNOLOGICAL UNIV | 0.00 | 198,884.41- | 0.00 | 198,884.41- |
| COORDINATING BOARD COLLEGE & UNIV SYSTEM | 0.00 | 1,050.00- | 0.00 | 1,050.00- |
| HISTORICAL SURVEY COMMITTEE | 0.00 | 57,159.79- | 0.00 | 57,159.79- |
| 626 DEPT TRANS-APPRO & FUND TRANSFERS | | | | |
| GOVERNOR-EXECUTIVE | 0.00 | 214,524.89 | 25,150.00 | 239,674.89 |
| BOARD OF CONTROL | 0.00 | 68,587.67- | 0.00 | 68,587.67- |
| COMPTROLLER OF PUBLIC ACCOUNTS | 0.00 | 0.00 | 388,020.00 | 388,020.00 |
| COMMISSION FOR THE BLIND | 0.00 | 400.56- | 0.00 | 400.56- |
| DEPARTMENT OF PUBLIC WELFARE | 0.00 | 0.00 | 1,041,324.51 | 1,041,324.51 |
| WATER RIGHTS COMMISSION | 0.00 | 0.00 | 3.33- | 3.33- |
| WATER DEVELOPMENT BOARD | 0.00 | 42,640.00- | 0.00 | 42,640.00- |
| MENTAL HEALTH & MENTAL RETARDATION | 0.00 | 68,673.00- | 663.79- | 68,009.21 |
| TEXAS EDUCATION AGENCY | 0.00 | 1,033,625.55- | 0.00 | 1,033,625.55- |
| COORDINATING BOARD COLLEGE & UNIV SYSTEM | 0.00 | 5,400.00 | 0.00 | 5,400.00 |
| AMERICAN BICENTENNIAL REVOLUTION COMMISSION | 0.00 | 16,850.28 | 0.00 | 16,850.28 |

FUND 001 GENERAL REVENUE FUND

| RECEIPTS: | REFUNDS PAID | NET APPROPRIATED RECEIPTS | NET UNAPPROPRIATED RECEIPTS | GROSS TOTAL |
|---|--------------|---------------------------|-----------------------------|-----------------|
| 650 UNAPPROPRIATED FROM FUND 120 | | | | |
| COMPTROLLER OF PUBLIC ACCOUNTS | 0.00 | 0.00 | 180,778,804.84- | 180,778,804.84- |
| 654 EXCESS PRIORITY ALLOCATION FROM FD 120 | | | | |
| COMPTROLLER OF PUBLIC ACCOUNTS | 0.00 | 0.00 | 33,538,251.53- | 33,538,251.53- |
| 660 COIN MACHINE ALLOCATION FROM FUND 120 | | | | |
| COMPTROLLER OF PUBLIC ACCOUNTS | 0.00 | 0.00 | 25,000.00- | 25,000.00- |
| 999 EXPENDITURE REFUNDS APPLIED | | | | |
| SENATE | 0.00 | 169.74- | 0.00 | 169.74- |
| HOUSE OF REPRESENTATIVES | 0.00 | 1,535.69- | 0.00 | 1,535.69- |
| LEGISLATIVE COUNCIL | 0.00 | 90.24- | 0.00 | 90.24- |
| LEGISLATIVE REFERENCE LIBRARY | 0.00 | 15.60- | 0.00 | 15.60- |
| DISTRICT COURTS COMPTROLLERS JUDICIARY SEC | 0.00 | 1,533.65- | 0.00 | 1,533.65- |
| GOVERNOR-EXECUTIVE | 0.00 | 47.61- | 0.00 | 47.61- |
| ATTORNEY GENERAL | 0.00 | 30.00- | 0.00 | 30.00- |
| BOARD OF CONTROL | 0.00 | 34,878.81- | 0.00 | 34,878.81- |
| GENERAL LAND OFFICE | 0.00 | 23.33- | 0.00 | 23.33- |
| SECURITIES BOARD | 0.00 | 4.07- | 0.00 | 4.07- |
| COMMISSION FOR THE BLIND | 0.00 | 3,832.13- | 0.00 | 3,832.13- |
| DEPARTMENT OF PUBLIC WELFARE | 0.00 | 945.82- | 0.00 | 945.82- |
| EMPLOYEES RETIREMENT SYSTEM | 0.00 | 95,688.36- | 0.00 | 95,688.36- |
| ADJUTANT GENERAL | 0.00 | 7,956.91- | 0.00 | 7,956.91- |
| LAW ENFORCEMENT OFFICER STANDARDS & EDUCATION | 0.00 | 79.49- | 0.00 | 79.49- |
| BUREAU OF LABOR STATISTICS | 0.00 | 438.02- | 0.00 | 438.02- |
| INDUSTRIAL COMMISSION | 0.00 | 400.00- | 0.00 | 400.00- |
| DEPARTMENT OF HEALTH | 0.00 | 343,023.20- | 0.00 | 343,023.20- |
| WATER QUALITY BOARD | 0.00 | 22.75- | 0.00 | 22.75- |
| DEPARTMENT OF AGRICULTURE | 0.00 | 672.73- | 0.00 | 672.73- |
| TEXAS ANIMAL HEALTH COMMISSION | 0.00 | 8.51- | 0.00 | 8.51- |
| AGRICULTURAL EXTENSION SERVICE | 0.00 | 196.00- | 0.00 | 196.00- |
| AGRICULTURAL EXPERIMENT STATION | 0.00 | 5,514.03- | 0.00 | 5,514.03- |
| FOREST SERVICE | 0.00 | 566.68- | 0.00 | 566.68- |
| WATER DEVELOPMENT BOARD | 0.00 | 226.85- | 0.00 | 226.85- |
| CORSICANA STATE HOME | 0.00 | 1,232.45- | 0.00 | 1,232.45- |
| WACO STATE HOME | 0.00 | 300.99- | 0.00 | 300.99- |
| MENTAL HEALTH & MENTAL RETARDATION | 0.00 | 13,087.11- | 0.00 | 13,087.11- |
| VERNON GERIATRIC CENTER | 0.00 | 272.55- | 0.00 | 272.55- |
| AMARILLO CTR FOR HUMAN DEVELOPMENT | 0.00 | 29.60- | 0.00 | 29.60- |
| BEAUMONT CTR FOR HUMAN DEVELOPMENT | 0.00 | 26.40- | 0.00 | 26.40- |
| RIO GRANDE STATE CENTER MHR | 0.00 | 420.45- | 0.00 | 420.45- |
| DENTON STATE SCHOOL | 0.00 | 1,435.87- | 0.00 | 1,435.87- |
| DALLAS MENTAL HEALTH CLINIC | 0.00 | 122.60- | 0.00 | 122.60- |
| EAST TEXAS STATE CHEST HOSPITAL | 0.00 | 278.76- | 0.00 | 278.76- |
| RICHMOND STATE SCHOOL | 0.00 | 2,073.11- | 0.00 | 2,073.11- |
| LUFKIN STATE SCHOOL | 0.00 | 2,409.97- | 0.00 | 2,409.97- |
| CORPUS CHRISTI STATE SCHOOL | 0.00 | 19.35- | 0.00 | 19.35- |
| SAN ANGELO CENTER MHR | 0.00 | 132.19- | 0.00 | 132.19- |
| MEXIA STATE SCHOOL | 0.00 | 1,026.46- | 0.00 | 1,026.46- |
| SAN ANTONIO STATE CHEST HOSPITAL | 0.00 | 1,223.30- | 0.00 | 1,223.30- |

FUND 001 GENERAL REVENUE FUND

| RECEIPTS: | REFUNDS PAID | NET APPROPRIATED RECEIPTS | NET UNAPPROPRIATED RECEIPTS | GROSS TOTAL |
|---|----------------------|---------------------------|-----------------------------|--------------------------|
| KERRVILLE STATE HOSPITAL | 0.00 | 746.22- | 0.00 | 746.22- |
| TRAVIS STATE SCHOOL | 0.00 | 1,142.86- | 0.00 | 1,142.86- |
| ABILENE STATE SCHOOL | 0.00 | 667.68- | 0.00 | 667.68- |
| AUSTIN STATE HOSPITAL | 0.00 | 4,180.99- | 0.00 | 4,180.99- |
| AUSTIN STATE SCHOOL | 0.00 | 4,544.01- | 0.00 | 4,544.01- |
| RUSK STATE HOSPITAL | 0.00 | 1,426.37- | 0.00 | 1,426.37- |
| SAN ANTONIO STATE HOSPITAL | 0.00 | 144,338.32- | 0.00 | 144,338.32- |
| TERRELL STATE HOSPITAL | 0.00 | 978.85- | 0.00 | 978.85- |
| WICHITA FALLS STATE HOSPITAL | 0.00 | 841.09- | 0.00 | 841.09- |
| HARLINGEN STATE CHEST SANATORIUM | 0.00 | 153.91- | 0.00 | 153.91- |
| RESEARCH INSTITUTE OF MENTAL SCIENCES | 0.00 | 7,464.72- | 0.00 | 7,464.72- |
| BIG SPRING STATE HOSPITAL | 0.00 | 481.24- | 0.00 | 481.24- |
| LUBBOCK STATE SCHOOL | 0.00 | 287.60- | 0.00 | 287.60- |
| WEST TEXAS CHILDRENS HOME | 0.00 | 84.90- | 0.00 | 84.90- |
| GATESVILLE STATE SCHOOL FOR BOYS | 0.00 | 729.74- | 0.00 | 729.74- |
| GAINESVILLE STATE SCHOOL FOR GIRLS | 0.00 | 227.85- | 0.00 | 227.85- |
| CROCKETT STATE SCHOOL FOR GIRLS | 0.00 | 12.63- | 0.00 | 12.63- |
| YOUTH COUNCIL | 0.00 | 55.30- | 0.00 | 55.30- |
| MOUNT VIEW SCHOOL FOR BOYS | 0.00 | 247.60- | 0.00 | 247.60- |
| DEPARTMENT OF CORRECTIONS | 0.00 | 65,023.03- | 0.00 | 65,023.03- |
| BOARD OF PARDONS & PAROLES | 0.00 | 9.73- | 0.00 | 9.73- |
| TEXAS EDUCATION AGENCY | 0.00 | 2,837.38- | 0.00 | 2,837.38- |
| A & M UNIV SYSTEM ADMINISTRATION | 0.00 | 2,235.20- | 0.00 | 2,235.20- |
| A & M UNIVERSITY MAIN UNIVERSITY | 0.00 | 22,881.77- | 0.00 | 22,881.77- |
| ENGINEERING EXPERIMENT STATION & TRANSPR INST | 0.00 | 663.24- | 0.00 | 663.24- |
| U OF T AT ARLINGTON | 0.00 | 9,960.21- | 0.00 | 9,960.21- |
| PRAIRIE VIEW A & M COLLEGE | 0.00 | 624.12- | 0.00 | 624.12- |
| TEXAS MARITIME ACADEMY | 0.00 | 262.11- | 0.00 | 262.11- |
| TEXAS STATE TECHNICAL INSTITUTE | 0.00 | 2,619.13- | 0.00 | 2,619.13- |
| A & I UNIVERSITY | 0.00 | 745.77- | 0.00 | 745.77- |
| TEXAS TECHNOLOGICAL UNIV | 0.00 | 3,920.82- | 0.00 | 3,920.82- |
| TEXAS TECH UNIVER SCHOOL OF MEDICINE | 0.00 | 163.25- | 0.00 | 163.25- |
| EAST TEXAS STATE UNIV | 0.00 | 173.20- | 0.00 | 173.20- |
| SOUTHWEST TEXAS STATE UNIV | 0.00 | 35.00- | 0.00 | 35.00- |
| S F AUSTIN STATE UNIV | 0.00 | 1,694.44- | 0.00 | 1,694.44- |
| COORDINATING BOARD COLLEGE & UNIV SYSTEM | 0.00 | 1,036.40- | 0.00 | 1,036.40- |
| PARKS AND WILD LIFE DEPARTMENT | 0.00 | 122.84- | 0.00 | 122.84- |
| HISTORICAL SURVEY COMMITTEE | 0.00 | 26.00- | 0.00 | 26.00- |
| TEXAS FINE ARTS COMMISSION | 0.00 | 50.80- | 0.00 | 50.80- |
| TOTAL RECEIPTS | 3,047,644.99- | 17,486,368.30- | 1,083,834,621.97- | 1,104,368,635.26- |
| TOTAL NET RECEIPTS | | | | 1,101,320,990.27- |
| TOTAL | | | | 1,254,176,664.01- |

FUND 001 GENERAL REVENUE FUND

| EXPENDITURES: | REFUNDS RECEIVED | GROSS TOTAL |
|---|------------------|---------------|
| | EXPENDITURES | EXPENDITURES |
| 001 SALARIES AND WAGES | | |
| SENATE | 0.00 | 2,539,224.35 |
| HOUSE OF REPRESENTATIVES | 193.79 | 3,127,664.13 |
| LEGISLATIVE COUNCIL | 0.00 | 592,183.21 |
| LEGISLATIVE BUDGET BOARD | 0.00 | 179,216.81 |
| LEGISLATIVE REFERENCE LIBRARY | 0.00 | 60,558.15 |
| SUPREME COURT | 0.00 | 489,287.86 |
| COURT OF CRIMINAL APPEALS | 0.00 | 272,113.50 |
| JUDICIAL COUNCIL | 0.00 | 14,338.00 |
| STATE ATTY BEFORE COURT OF CRIMINAL APPEALS | 0.00 | 26,500.00 |
| COURT OF CIVIL APPEALS-FIRST DIST | 0.00 | 110,771.42 |
| COURT OF CIVIL APPEALS-SECOND DIST | 0.00 | 103,634.00 |
| COURT OF CIVIL APPEALS-THIRD DIST | 0.00 | 105,656.00 |
| COURT OF CIVIL APPEALS-FOURTH DIST | 0.00 | 113,778.00 |
| COURT OF CIVIL APPEALS-FIFTH DIST | 0.00 | 112,428.00 |
| COURT OF CIVIL APPEALS-SIXTH DIST | 0.00 | 106,012.40 |
| COURT OF CIVIL APPEALS-SEVENTH DIST | 0.00 | 104,994.00 |
| COURT OF CIVIL APPEALS-EIGHTH DIST | 0.00 | 105,656.00 |
| COURT OF CIVIL APPEALS-NINTH DIST | 0.00 | 102,150.28 |
| COURT OF CIVIL APPEALS-TENTH DIST | 0.00 | 103,545.21 |
| COURT OF CIVIL APPEALS-ELEVENTH DIST | 0.00 | 105,511.68 |
| COURT OF CIVIL APPEALS-TWELFTH DISTRICT | 0.00 | 111,500.00 |
| COURT OF CIVIL APPEALS-THIRTEENTH DISTRICT | 0.00 | 105,136.00 |
| COURT OF CIVIL APPEALS-FOURTEENTH DIST | 0.00 | 111,116.00 |
| DISTRICT COURTS COMPTROLLERS JUDICIARY SEC | 773.28 | 5,035,507.49 |
| JUDICIAL QUALIFICATIONS COMMISSION | 0.00 | 27,000.00 |
| GOVERNOR-EXECUTIVE | 0.00 | 1,543,173.22 |
| ATTORNEY GENERAL | 0.00 | 1,557,498.40 |
| BOARD OF CONTROL | 41.35 | 2,691,227.52 |
| GENERAL LAND OFFICE | 0.00 | 1,286,969.20 |
| LIBRARY | 0.00 | 352,535.03 |
| SECRETARY OF STATE | 0.00 | 571,950.62 |
| AUDITOR | 0.00 | 1,024,101.40 |
| TREASURER | 0.00 | 538,530.78 |
| SECURITIES BOARD | 0.00 | 466,143.39 |
| COMMISSION FOR THE BLIND | 0.00 | 788,231.90 |
| FIREMENS PENSION COMMISSION | 0.00 | 17,487.10 |
| GOOD NEIGHBOR COMMISSION | 0.00 | 50,002.00 |
| EMPLOYEES RETIREMENT SYSTEM | 0.00 | 25,002.85 |
| COMMISSION FOR REHABILITATION | 0.00 | 3,346,391.62 |
| MASS TRANSPORTATION COMMISSION | 0.00 | 27,599.96 |
| ADJUTANT GENERAL | 0.00 | 1,097,702.16 |
| VETERANS AFFAIRS COMMISSION | 0.00 | 439,655.90 |
| NATIONAL GUARD ARMORY BOARD | 0.00 | 293,657.92 |
| LAW ENFORCEMENT OFFICER STANDARDS & EDUCATION | 0.00 | 149,748.36 |
| BUREAU OF LABOR STATISTICS | 0.00 | 472,162.71 |
| INDUSTRIAL ACCIDENT BOARD | 0.00 | 432,857.60 |
| RAILROAD COMMISSION | 0.00 | 745,261.77 |
| INDUSTRIAL COMMISSION | 0.00 | 212,551.00 |
| BOARD OF PRIVATE DETECTIVES ETC | 0.00 | 18,289.33 |
| DEPARTMENT OF HEALTH | 95.20 | 9,147,687.89 |
| U OF T-MD ANDERSON HOSPITAL & TUMOR INSTITUTE | 0.00 | 10,947,637.79 |

FUND 001 GENERAL REVENUE FUND

EXPENDITURES:

| | REFUNDS RECEIVED EXPENDITURES | GROSS TOTAL EXPENDITURES |
|---|----------------------------------|-----------------------------|
| BD OF EXAMINERS FOR HEARING AIDS | 0.00 | 17,258.63 |
| COMMISSION ON ALCOHOLISM | 0.00 | 156,281.64 |
| WATER QUALITY BOARD | 0.00 | 1,211,728.70 |
| AIR CONTROL BOARD | 0.00 | 14,850.00 |
| DEPARTMENT OF AGRICULTURE | 0.00 | 3,719,158.11 |
| WATER RIGHTS COMMISSION | 0.00 | 1,015,450.10 |
| TEXAS ANIMAL HEALTH COMMISSION | 0.00 | 1,048,092.68 |
| AGRICULTURAL EXTENSION SERVICE | 196.00 | 5,778,628.88 |
| AGRICULTURAL EXPERIMENT STATION | 5,475.53 | 5,012,126.73 |
| VETERINARY MEDICAL DIAGNOSTIC LABORATORY | 0.00 | 172,423.59 |
| FOREST SERVICE | 566.68 | 1,654,828.70 |
| RODENT & PREDATORY ANIMAL CONTROL | 0.00 | 363,976.58 |
| RIO GRANDE COMPACT COMMISSION | 0.00 | 9,440.00 |
| WATER DEVELOPMENT BOARD | 0.00 | 2,781,844.54 |
| WATER WELL DRILLERS BOARD | 0.00 | 1,850.00 |
| SOIL CONSERVATION BOARD | 0.00 | 111,364.00 |
| CANADIAN RED AND SABINE RIVERS COMPACT COMM | 0.00 | 3,780.00 |
| CANADIAN RIVER COMMISSION | 0.00 | 3,650.00 |
| PECOS RIVER COMPACT COMMISSION | 0.00 | 6,600.00 |
| CORSICANA STATE HOME | 0.00 | 493,395.17 |
| WACO STATE HOME | 0.00 | 470,251.65 |
| BROWNWOOD STATE SCHOOL FOR GIRLS | 0.00 | 599,780.52 |
| MENTAL HEALTH & MENTAL RETARDATION | 86.35 | 3,103,680.48 |
| VERNON GERIATRIC CENTER | 249.35 | 1,535,070.09 |
| AMARILLO CTR FOR HUMAN DEVELOPMENT | 0.00 | 421,962.92 |
| BEAUMONT CTR FOR HUMAN DEVELOPMENT | 0.00 | 350,084.56 |
| RIO GRANDE STATE CENTER MHMR | 0.00 | 612,198.02 |
| DENTON STATE SCHOOL | 0.00 | 4,040,626.53 |
| DALLAS MENTAL HEALTH CLINIC | 0.00 | 185,575.98 |
| COMMISSION FOR INDIAN AFFAIRS | 0.00 | 152,073.60 |
| FORT WORTH MENTAL HEALTH CLINIC | 0.00 | 141,273.89 |
| EAST TEXAS STATE CHEST HOSPITAL | 0.00 | 1,776,245.56 |
| RICHMOND STATE SCHOOL | 0.00 | 1,921,092.66 |
| LUFKIN STATE SCHOOL | 42.07 | 2,038,661.77 |
| CORPUS CHRISTI STATE SCHOOL | 0.00 | 1,059,772.99 |
| SAN ANGELO CENTER MHMR | 0.00 | 1,272,446.92 |
| MEXIA STATE SCHOOL | 0.00 | 4,189,367.02 |
| SAN ANTONIO STATE CHEST HOSPITAL | 0.00 | 3,012,365.76 |
| KERRVILLE STATE HOSPITAL | 0.00 | 2,764,745.24 |
| TRAVIS STATE SCHOOL | 40.75 | 3,267,162.62 |
| ABILENE STATE SCHOOL | 0.00 | 3,991,857.30 |
| AUSTIN STATE HOSPITAL | 2,846.59 | 6,506,061.66 |
| AUSTIN STATE SCHOOL | 3,725.82 | 4,468,212.01 |
| RUSK STATE HOSPITAL | 0.00 | 3,872,668.47 |
| SAN ANTONIO STATE HOSPITAL | 143,640.89 | 5,149,149.09 |
| TERRELL STATE HOSPITAL | 566.65 | 4,762,676.39 |
| WICHITA FALLS STATE HOSPITAL | 163.13 | 3,991,056.93 |
| HARLINGEN STATE CHEST SANATORIUM | 0.00 | 1,184,809.96 |
| RESEARCH INSTITUTE OF MENTAL SCIENCES | 5,224.98 | 2,336,002.48 |

FUND 001 GENERAL REVENUE FUND

EXPENDITURES:

| | REFUNDS RECEIVED EXPENDITURES | GROSS TOTAL EXPENDITURES |
|---|----------------------------------|-----------------------------|
| HIG SPRING STATE HOSPITAL | 0.00 | 2,099,795.53 |
| LUBBOCK STATE SCHOOL | 0.00 | 1,397,796.89 |
| WEST TEXAS CHILDRENS HOME | 0.00 | 427,038.49 |
| GATESVILLE STATE SCHOOL FOR BOYS | 27.33 | 3,431,955.24 |
| GAINESVILLE STATE SCHOOL FOR GIRLS | 0.00 | 819,643.75 |
| CROCKETT STATE SCHOOL FOR GIRLS | 0.00 | 462,235.28 |
| YOUTH COUNCIL | 0.00 | 816,364.49 |
| MOUNT VIEW SCHOOL FOR BOYS | 23.00 | 1,038,220.60 |
| DEPARTMENT OF CORRECTIONS | 11.87 | 13,570,633.86 |
| BOARD OF PARDONS & PAROLES | 0.00 | 1,112,447.80 |
| TEXAS EDUCATION AGENCY | 0.00 | 2,732,530.92 |
| A & M UNIV SYSTEM ADMINISTRATION | 91.16 | 411,755.31 |
| A & M UNIVERSITY MAIN UNIVERSITY | 16,802.72 | 22,975,863.36 |
| ENGINEERING EXPERIMENT STATION & TRANSPR INST | 663.24 | 1,260,883.50 |
| TARLETON COLLEGE | 0.00 | 2,001,385.32 |
| U OF T AT ARLINGTON | 9,960.21 | 9,538,412.44 |
| PRAIRIE VIEW A & M COLLEGE | 23.49 | 4,116,961.23 |
| ENGINEERING EXTENSION SERVICE | 0.00 | 379,170.04 |
| SOUTHERN UNIVERSITY | 0.00 | 4,008,121.76 |
| TEXAS MARITIME ACADEMY | 262.11 | 402,836.18 |
| TEXAS STATE TECHNICAL INSTITUTE | 2,010.00 | 3,833,252.36 |
| UNIVERSITY OF TEXAS AT AUSTIN | 0.00 | 45,432,505.50 |
| U OF T MEDICAL SCHOOL AT SAN ANTONIO | 0.00 | 5,209,131.19 |
| U OF T MEDICAL BRANCH AT GALVESTON | 0.00 | 17,322,356.87 |
| U OF T AT EL PASO | 0.00 | 7,741,590.52 |
| U OF T SCHOOL OF PUBLIC HEALTH AT HOUSTON | 0.00 | 753,580.96 |
| UNIV OF TEXAS POSTGRADUATE SCH OF MEDICINE | 0.00 | 525,499.60 |
| U OF T DENTAL SCHOOL AT HOUSTON | 0.00 | 3,711,328.40 |
| TEXAS SOUTHWESTERN MEDICAL SCHOOL | 0.00 | 6,342,531.98 |
| UNIVERSITY OF HOUSTON | 0.00 | 20,879,347.25 |
| TEXAS WOMANS UNIVERSITY | 0.00 | 5,656,005.76 |
| A & I UNIVERSITY | 745.77 | 5,877,562.54 |
| TEXAS TECHNOLOGICAL UNIV | 3,920.82 | 20,168,230.88 |
| LAMAR UNIVERSITY | 0.00 | 7,241,875.11 |
| MIDWESTERN UNIVERSITY | 0.00 | 2,822,107.70 |
| PAN AMERICAN UNIVERSITY | 0.00 | 3,614,095.50 |
| ANGELO STATE UNIV | 0.00 | 2,617,902.50 |
| UNIV OF TEXAS AT DALLAS | 0.00 | 1,618,766.67 |
| TEXAS TECH UNIVER SCHOOL OF MEDICINE | 0.00 | 122,874.83 |
| UT DENTAL BR AT SAN ANTONIO | 0.00 | 329,938.67 |
| UT MEDICAL SCHOOL AT HOUSTON | 0.00 | 412,455.87 |
| EAST TEXAS STATE UNIV | 173.20 | 7,657,786.89 |
| NORTH TEXAS STATE UNIVERSITY | 0.00 | 14,743,142.02 |
| SAM HOUSTON STATE UNIV | 0.00 | 7,176,741.96 |
| SOUTHWEST TEXAS STATE UNIV | 0.00 | 6,454,694.50 |
| S F AUSTIN STATE UNIV | 1,694.44 | 7,021,680.12 |
| SUL ROSS STATE UNIV | 0.00 | 1,979,783.27 |
| WEST TEXAS STATE UNIVERSITY | 0.00 | 5,383,835.60 |
| BOARD OF REGENTS STATE SENIOR COLLEGES | 0.00 | 31,141.55 |

FUND 001 GENERAL REVENUE FUND

EXPENDITURES:

| | REFUNDS RECEIVED | GROSS TOTAL |
|---|------------------|--------------|
| | EXPENDITURES | EXPENDITURES |
| COORDINATING BOARD COLLEGE & UNIV SYSTEM | 0.00 | 484,600.40 |
| WESTERN INFORMATION NETWORK ASSOCIATION | 0.00 | 27,807.13 |
| PARKS AND WILD LIFE DEPARTMENT | 0.00 | 2,787,839.92 |
| HISTORICAL SURVEY COMMITTEE | 0.00 | 208,659.94 |
| TEXAS FINE ARTS COMMISSION | 0.00 | 29,101.57 |
| TEXAS TOURIST DEVELOPMENT AGENCY | 0.00 | 90,121.27 |
| ADMIRAL NIMITZ MUSEUM | 0.00 | 21,357.80 |
| NATURAL FIBERS & FOOD PROTEIN COMMITTEE | 0.00 | 24,300.00 |
| AMERICAN BICENTENNIAL REVOLUTION COMMISSION | 0.00 | 5,431.00 |
| 002 PROFESSIONAL SERVICES AND FEES | | |
| SENATE | 0.00 | 31,792.34 |
| HOUSE OF REPRESENTATIVES | 0.00 | 11,133.24 |
| LEGISLATIVE COUNCIL | 0.00 | 100.00 |
| JUDICIAL QUALIFICATIONS COMMISSION | 0.00 | 44.00 |
| GOVERNOR-EXECUTIVE | 0.00 | 171,205.54 |
| ATTORNEY GENERAL | 0.00 | 150,749.06 |
| BOARD OF CONTROL | 100.00 | 10,370.08 |
| GENERAL LAND OFFICE | 0.00 | 25,898.07 |
| SECURITIES BOARD | 0.00 | 2,369.85 |
| COMMISSION FOR THE BLIND | 0.00 | 1,997.10 |
| ADJUTANT GENERAL | 0.00 | 180.80 |
| LAW ENFORCEMENT OFFICER STANDARDS & EDUCATION | 0.00 | 1,075.00 |
| INDUSTRIAL COMMISSION | 0.00 | 5,112.00 |
| DEPARTMENT OF HEALTH | 142.15 | 436,003.51 |
| COMMISSION ON ALCOHOLISM | 0.00 | 300.00 |
| WATER QUALITY BOARD | 0.00 | 141,031.81 |
| AIR CONTROL BOARD | 0.00 | 112.20 |
| DEPARTMENT OF AGRICULTURE | 0.00 | 27,905.86 |
| WATER RIGHTS COMMISSION | 0.00 | 9,765.20 |
| TEXAS ANIMAL HEALTH COMMISSION | 0.00 | 2,494.55 |
| AGRICULTURAL EXPERIMENT STATION | 0.00 | 4,055.83 |
| VETERINARY MEDICAL DIAGNOSTIC LABORATORY | 0.00 | 410.75 |
| RIO GRANDE COMPACT COMMISSION | 0.00 | 2,175.00 |
| WATER DEVELOPMENT BOARD | 0.00 | 1,240,101.74 |
| CANADIAN RIVER COMMISSION | 0.00 | 1,850.00 |
| CORSICANA STATE HOME | 0.00 | 7,573.26 |
| WACO STATE HOME | 0.00 | 11,467.55 |
| BROWNWOOD STATE SCHOOL FOR GIRLS | 0.00 | 26,624.00 |
| MENTAL HEALTH & MENTAL RETARDATION | 11.87 | 1,200,408.80 |
| VERNON GERIATRIC CENTER | 0.00 | 64,510.47 |
| AMARILLO CTR FOR HUMAN DEVELOPMENT | 0.00 | 6,327.45 |
| BEAUMONT CTR FOR HUMAN DEVELOPMENT | 0.00 | 4,684.00 |
| RIO GRANDE STATE CENTER MHMR | 0.00 | 153,738.22 |
| DENTON STATE SCHOOL | 259.00 | 56,590.63 |
| DALLAS MENTAL HEALTH CLINIC | 0.00 | 15,275.00 |
| COMMISSION FOR INDIAN AFFAIRS | 0.00 | 24,270.12 |
| FORT WORTH MENTAL HEALTH CLINIC | 0.00 | 13,050.00 |
| EAST TEXAS STATE CHEST HOSPITAL | 15.00 | 40,183.13 |
| RICHMOND STATE SCHOOL | 0.00 | 10,272.40 |

FUND 001 GENERAL REVENUE FUND

EXPENDITURES:

REFUNDS RECEIVED
EXPENDITURESGROSS TOTAL
EXPENDITURES

| | | |
|--|--------|------------|
| LUFKIN STATE SCHOOL | 162.00 | 5,047.58 |
| CORPUS CHRISTI STATE SCHOOL | 0.00 | 2,589.05 |
| SAN ANGELO CENTER MHRM | 0.00 | 12,985.50 |
| MEXIA STATE SCHOOL | 0.00 | 6,460.64 |
| SAN ANTONIO STATE CHEST HOSPITAL | 0.00 | 31,005.00 |
| KERRVILLE STATE HOSPITAL | 416.00 | 22,544.11 |
| TRAVIS STATE SCHOOL | 0.00 | 3,297.84 |
| ABILENE STATE SCHOOL | 0.00 | 43,223.30 |
| AUSTIN STATE HOSPITAL | 0.00 | 113,248.30 |
| AUSTIN STATE SCHOOL | 0.00 | 17,282.87 |
| RUSK STATE HOSPITAL | 0.00 | 72,550.20 |
| SAN ANTONIO STATE HOSPITAL | 0.00 | 55,103.47 |
| TERRELL STATE HOSPITAL | 0.00 | 192,889.64 |
| WICHITA FALLS STATE HOSPITAL | 200.00 | 119,499.60 |
| HARLINGEN STATE CHEST SANATORIUM | 0.00 | 17,291.35 |
| RESEARCH INSTITUTE OF MENTAL SCIENCES | 27.50 | 111,455.24 |
| BIG SPRING STATE HOSPITAL | 0.00 | 43,152.50 |
| LUBBOCK STATE SCHOOL | 0.00 | 44,272.53 |
| WEST TEXAS CHILDRENS HOME | 0.00 | 7,689.08 |
| GATESVILLE STATE SCHOOL FOR BOYS | 0.00 | 110,042.05 |
| GAINESVILLE STATE SCHOOL FOR GIRLS | 20.00 | 12,023.25 |
| CROCKETT STATE SCHOOL FOR GIRLS | 0.00 | 14,107.19 |
| YOUTH COUNCIL | 0.00 | 23,456.10 |
| MOUNT VIEW SCHOOL FOR BOYS | 210.00 | 20,379.30 |
| DEPARTMENT OF CORRECTIONS | 0.00 | 118,012.96 |
| TEXAS EDUCATION AGENCY | 0.00 | 29,244.45 |
| A & M UNIVERSITY MAIN UNIVERSITY | 0.00 | 104,801.99 |
| TARLETON COLLEGE | 0.00 | 201.25 |
| U OF T AT ARLINGTON | 0.00 | 2,618.00 |
| PRAIRIE VIEW A & M COLLEGE | 0.00 | 2,558.45 |
| SOUTHERN UNIVERSITY | 0.00 | 300.00 |
| TEXAS MARITIME ACADEMY | 0.00 | 750.00 |
| TEXAS STATE TECHNICAL INSTITUTE | 0.00 | 9,875.00 |
| UNIVERSITY OF TEXAS AT AUSTIN | 0.00 | 41,336.61 |
| U OF T MEDICAL SCHOOL AT SAN ANTONIO | 0.00 | 17,849.90 |
| U OF T SCHOOL OF PUBLIC HEALTH AT HOUSTON | 0.00 | 4,974.54 |
| UNIV OF TEXAS POSTGRADUATE SCH OF MEDICINE | 0.00 | 6,769.30 |
| TEXAS SOUTHWESTERN MEDICAL SCHOOL | 0.00 | 1,977.34 |
| TEXAS WOMANS UNIVERSITY | 0.00 | 2,000.00 |
| A & I UNIVERSITY | 0.00 | 254.50 |
| TEXAS TECHNOLOGICAL UNIV | 0.00 | 31,548.90 |
| LAMAR UNIVERSITY | 0.00 | 2,072.55 |
| UNIV OF TEXAS AT DALLAS | 0.00 | 10,154.63 |
| TEXAS TECH UNIVER SCHOOL OF MEDICINE | 0.00 | 141,405.54 |
| UT DENTAL BR AT SAN ANTONIO | 0.00 | 275.00 |
| UT MEDICAL SCHOOL AT HOUSTON | 0.00 | 203,119.56 |
| EAST TEXAS STATE UNIV | 0.00 | 12,312.96 |
| NORTH TEXAS STATE UNIVERSITY | 0.00 | 1,514.50 |
| SAM HOUSTON STATE UNIV | 0.00 | 36.00 |

FUND 001 GENERAL REVENUE FUND

EXPENDITURES:

| | REFUNDS RECEIVED EXPENDITURES | GROSS TOTAL EXPENDITURES |
|---|----------------------------------|-----------------------------|
| SOUTHWEST TEXAS STATE UNIV | 0.00 | 1,975.90 |
| SUL ROSS STATE UNIV | 0.00 | 200.00 |
| WEST TEXAS STATE UNIVERSITY | 0.00 | 2,601.50 |
| COORDINATING BOARD COLLEGE & UNIV SYSTEM | 0.00 | 2,240.00 |
| WESTERN INFORMATION NETWORK ASSOCIATION | 0.00 | 1,645.60 |
| PARKS AND WILD LIFE DEPARTMENT | 0.00 | 180,332.31 |
| HISTORICAL SURVEY COMMITTEE | 0.00 | 54,416.31 |
| TEXAS TOURIST DEVELOPMENT AGENCY | 0.00 | 2,018.93 |
| ADMIRAL NIMITZ MUSEUM | 0.00 | 2,779.98 |
| AMERICAN BICENTENNIAL REVOLUTION COMMISSION | 0.00 | 975.00 |
| 003 EMPLOYEES MAINTENANCE | | |
| BROWNWOOD STATE SCHOOL FOR GIRLS | 0.00 | 580.64 |
| VERNON GERIATRIC CENTER | 0.00 | 6,000.00 |
| DENTON STATE SCHOOL | 0.00 | 4,423.38 |
| EAST TEXAS STATE CHEST HOSPITAL | 0.00 | 64.52 |
| RICHMOND STATE SCHOOL | 0.00 | 4,250.00 |
| CORPUS CHRISTI STATE SCHOOL | 0.00 | 3,000.00 |
| KERRVILLE STATE HOSPITAL | 0.00 | 1,500.00 |
| TRAVIS STATE SCHOOL | 0.00 | 3,000.00 |
| ABILENE STATE SCHOOL | 0.00 | 1,500.00 |
| AUSTIN STATE HOSPITAL | 0.00 | 7,125.00 |
| AUSTIN STATE SCHOOL | 0.00 | 500.00 |
| SAN ANTONIO STATE HOSPITAL | 0.00 | 4,500.00 |
| TERRELL STATE HOSPITAL | 0.00 | 346.77 |
| WICHITA FALLS STATE HOSPITAL | 0.00 | 2,586.69 |
| HARLINGEN STATE CHEST SANATORIUM | 0.00 | 1,000.00 |
| RESEARCH INSTITUTE OF MENTAL SCIENCES | 0.00 | 1,500.00 |
| BIG SPRING STATE HOSPITAL | 0.00 | 1,375.00 |
| LUBBOCK STATE SCHOOL | 0.00 | 4,250.00 |
| CROCKETT STATE SCHOOL FOR GIRLS | 0.00 | 1,500.00 |
| MOUNT VIEW SCHOOL FOR BOYS | 0.00 | 1,500.00 |
| 004 JUDICIARY FEES AND COURT COSTS | | |
| DISTRICT COURTS COMPTROLLERS JUDICIARY SEC | 751.17 | 912,139.77 |
| MISCELLANEOUS | 0.00 | 13.78 |
| 005 EMPLOYEES RETIREMENT MATCHING | | |
| EMPLOYEES RETIREMENT SYSTEM | 95,688.36 | 6,825,002.00 |
| 007 O A S I MATCHING | | |
| DEPARTMENT OF PUBLIC WELFARE | 945.82 | 16,871,380.53 |
| 008 WORKMENS COMPENSATION TRANSFER | | |
| AGRICULTURAL EXTENSION SERVICE | 0.00 | 20,767.04 |
| AGRICULTURAL EXPERIMENT STATION | 0.00 | 13,484.33 |
| VETERINARY MEDICAL DIAGNOSTIC LABORATORY | 0.00 | 548.19 |
| FOREST SERVICE | 0.00 | 6,018.06 |
| RODENT & PREDATORY ANIMAL CONTROL | 0.00 | 1,445.94 |
| A & M UNIV SYSTEM ADMINISTRATION | 0.00 | 1,343.95 |
| A & M UNIVERSITY MAIN UNIVERSITY | 0.00 | 6,236.45 |
| ENGINEERING EXPERIMENT STATION & TRANSPR INST | 0.00 | 4,049.97 |
| PRAIRIE VIEW A & M COLLEGE | 0.00 | 399.91 |
| ENGINEERING EXTENSION SERVICE | 0.00 | 1,342.67 |

FUND 001 GENERAL REVENUE FUND

EXPENDITURES:

| | REFUNDS RECEIVED EXPENDITURES | GROSS TOTAL EXPENDITURES |
|---|----------------------------------|-----------------------------|
| TEXAS MARITIME ACADEMY | 0.00 | 1,304.02 |
| UNIVERSITY OF TEXAS AT AUSTIN | 0.00 | 539.84 |
| U OF T MEDICAL SCHOOL AT SAN ANTONIO | 0.00 | 3,242.05 |
| U OF T DENTAL SCHOOL AT HOUSTON | 0.00 | 2,610.18 |
| TEXAS SOUTHWESTERN MEDICAL SCHOOL | 0.00 | 2,327.91 |
| TEXAS TECHNOLOGICAL UNIV | 0.00 | 31,952.43 |
| UNIV OF TEXAS AT DALLAS | 0.00 | 2,479.71 |
| UT DENTAL BR AT SAN ANTONIO | 0.00 | 142.23 |
| 010 PRINTING AND OFFICE SUPPLIES | | |
| SENATE | 0.00 | 104,527.66 |
| HOUSE OF REPRESENTATIVES | 0.00 | 266,037.12 |
| LEGISLATIVE COUNCIL | 0.00 | 23,339.05 |
| LEGISLATIVE BUDGET BOARD | 0.00 | 3,031.37 |
| LEGISLATIVE REFERENCE LIBRARY | 0.00 | 686.42 |
| SUPREME COURT | 0.00 | 3,253.83 |
| COURT OF CRIMINAL APPEALS | 0.00 | 2,222.29 |
| JUDICIAL COUNCIL | 0.00 | 2,762.74 |
| STATE ATTY BEFORE COURT OF CRIMINAL APPEALS | 0.00 | 9.65 |
| COURT OF CIVIL APPEALS-FIRST DIST | 0.00 | 312.80 |
| COURT OF CIVIL APPEALS-SECOND DIST | 0.00 | 259.06 |
| COURT OF CIVIL APPEALS-THIRD DIST | 0.00 | 181.17 |
| COURT OF CIVIL APPEALS-FOURTH DIST | 0.00 | 413.35 |
| COURT OF CIVIL APPEALS-FIFTH DIST | 0.00 | 375.52 |
| COURT OF CIVIL APPEALS-SIXTH DIST | 0.00 | 154.80 |
| COURT OF CIVIL APPEALS-SEVENTH DIST | 0.00 | 161.12 |
| COURT OF CIVIL APPEALS-EIGHTH DIST | 0.00 | 248.38 |
| COURT OF CIVIL APPEALS-NINTH DIST | 0.00 | 134.37 |
| COURT OF CIVIL APPEALS-TENTH DIST | 0.00 | 321.12 |
| COURT OF CIVIL APPEALS-ELEVENTH DIST | 0.00 | 257.46 |
| COURT OF CIVIL APPEALS-TWELFTH DISTRICT | 0.00 | 307.15 |
| COURT OF CIVIL APPEALS-THIRTEENTH DISTRICT | 0.00 | 706.47 |
| COURT OF CIVIL APPEALS-FOURTEENTH DIST | 0.00 | 518.61 |
| JUDICIAL QUALIFICATIONS COMMISSION | 0.00 | 922.94 |
| GOVERNOR-EXECUTIVE | 0.00 | 37,985.66 |
| ATTORNEY GENERAL | 0.00 | 21,851.01 |
| BOARD OF CONTROL | 2.50 | 67,552.22 |
| GENERAL LAND OFFICE | 0.00 | 15,543.44 |
| LIBRARY | 0.00 | 10,365.05 |
| SECRETARY OF STATE | 0.00 | 23,076.71 |
| AUDITOR | 0.00 | 8,300.73 |
| TREASURER | 0.00 | 6,456.67 |
| SECURITIES BOARD | 0.00 | 8,846.65 |
| COMMISSION FOR THE BLIND | 0.00 | 2,767.72 |
| FIREMENS PENSION COMMISSION | 0.00 | 351.56 |
| GOOD NEIGHBOR COMMISSION | 0.00 | 1,674.70 |
| MASS TRANSPORTATION COMMISSION | 0.00 | 137.32 |
| ADJUTANT GENERAL | 0.00 | 88,874.48 |
| VETERANS AFFAIRS COMMISSION | 0.00 | 3,827.07 |
| NATIONAL GUARD ARMORY BOARD | 0.00 | 875.19 |

FUND 001 GENERAL REVENUE FUND

EXPENDITURES:

| | REFUNDS RECEIVED EXPENDITURES | GROSS TOTAL EXPENDITURES |
|---|----------------------------------|-----------------------------|
| LAW ENFORCEMENT OFFICER STANDARDS & EDUCATION | 0.00 | 8,582.94 |
| FIRE PROTECTION PERSONNEL STANDARDS & EDUC | 0.00 | 25.37 |
| BUREAU OF LABOR STATISTICS | 0.00 | 3,607.96 |
| INDUSTRIAL ACCIDENT BOARD | 0.00 | 1,985.64 |
| INDUSTRIAL COMMISSION | 0.00 | 6,752.54 |
| BOARD OF PRIVATE DETECTIVES ETC | 0.00 | 1,516.04 |
| DEPARTMENT OF HEALTH | 0.00 | 56,042.43 |
| U OF T-MD ANDERSON HOSPITAL & TUMOR INSTITUTE | 0.00 | 31,361.04 |
| BD OF EXAMINERS FOR HEARING AIDS | 0.00 | 368.55 |
| COMMISSION ON ALCOHOLISM | 0.00 | 12,104.95 |
| WATER QUALITY BOARD | 0.00 | 13,289.34 |
| AIR CONTROL BOARD | 0.00 | 627.72 |
| DEPARTMENT OF AGRICULTURE | 0.00 | 34,112.07 |
| WATER RIGHTS COMMISSION | 0.00 | 6,791.82 |
| TEXAS ANIMAL HEALTH COMMISSION | 0.00 | 5,923.02 |
| AGRICULTURAL EXTENSION SERVICE | 0.00 | 8,889.64 |
| AGRICULTURAL EXPERIMENT STATION | 0.00 | 54,217.13 |
| VETERINARY MEDICAL DIAGNOSTIC LABORATORY | 0.00 | 801.58 |
| FOREST SERVICE | 0.00 | 404.70 |
| RIO GRANDE COMPACT COMMISSION | 0.00 | 269.62 |
| WATER DEVELOPMENT BOARD | 0.00 | 11,526.06 |
| SOIL CONSERVATION BOARD | 0.00 | 1,295.21 |
| CORSICANA STATE HOME | 0.00 | 3,951.96 |
| WACO STATE HOME | 0.00 | 1,169.25 |
| BROWNWOOD STATE SCHOOL FOR GIRLS | 0.00 | 5,413.90 |
| MENTAL HEALTH & MENTAL RETARDATION | 0.00 | 88,502.43 |
| VERNON GERIATRIC CENTER | 0.00 | 5,103.40 |
| AMARILLO CTR FOR HUMAN DEVELOPMENT | 0.00 | 395.05 |
| BEAUMONT CTR FOR HUMAN DEVELOPMENT | 0.00 | 2,152.12 |
| RIO GRANDE STATE CENTER MMR | 0.00 | 3,371.37 |
| DENTON STATE SCHOOL | 0.00 | 12,058.13 |
| DALLAS MENTAL HEALTH CLINIC | 0.00 | 790.95 |
| COMMISSION FOR INDIAN AFFAIRS | 0.00 | 1,422.35 |
| FORT WORTH MENTAL HEALTH CLINIC | 0.00 | 1,003.76 |
| EAST TEXAS STATE CHEST HOSPITAL | 0.00 | 6,818.32 |
| RICHMOND STATE SCHOOL | 0.00 | 8,719.94 |
| LUFKIN STATE SCHOOL | 299.33 | 5,822.22 |
| CORPUS CHRISTI STATE SCHOOL | 0.00 | 10,236.27 |
| SAN ANGELO CENTER MMR | 0.00 | 3,940.10 |
| MEXIA STATE SCHOOL | 0.00 | 9,193.13 |
| SAN ANTONIO STATE CHEST HOSPITAL | 0.00 | 16,278.62 |
| KERRVILLE STATE HOSPITAL | 0.00 | 7,261.61 |
| TRAVIS STATE SCHOOL | 0.00 | 5,803.70 |
| ABILENE STATE SCHOOL | 0.00 | 6,521.16 |
| AUSTIN STATE HOSPITAL | 0.00 | 16,362.19 |
| AUSTIN STATE SCHOOL | 1.00 | 18,154.74 |
| RUSK STATE HOSPITAL | 0.00 | 11,047.03 |
| SAN ANTONIO STATE HOSPITAL | 0.00 | 13,895.08 |
| TERRELL STATE HOSPITAL | 0.00 | 16,455.82 |

FUND 001 GENERAL REVENUE FUND

EXPENDITURES:

| EXPENDITURES: | REFUNDS RECEIVED EXPENDITURES | GRUSS TOTAL EXPENDITURES |
|--|----------------------------------|-----------------------------|
| WICHITA FALLS STATE HOSPITAL | 0.00 | 4,048.45 |
| HARLINGEN STATE CHEST SANATORIUM | 0.00 | 3,602.10 |
| RESEARCH INSTITUTE OF MENTAL SCIENCES | 0.00 | 14,218.75 |
| BIG SPRING STATE HOSPITAL | 0.00 | 5,950.53 |
| LUBBOCK STATE SCHOOL | 0.00 | 7,289.50 |
| WEST TEXAS CHILDRENS HOME | 0.00 | 1,869.45 |
| GATESVILLE STATE SCHOOL FOR BOYS | 0.00 | 11,819.30 |
| GAINESVILLE STATE SCHOOL FOR GIRLS | 0.00 | 2,805.69 |
| CROCKETT STATE SCHOOL FOR GIRLS | 0.00 | 1,553.66 |
| YOUTH COUNCIL | 0.00 | 5,005.15 |
| MOUNT VIEW SCHOOL FOR BOYS | 0.00 | 4,164.52 |
| DEPARTMENT OF CORRECTIONS | 0.00 | 1,163.35 |
| BOARD OF PARDONS & PAROLES | 0.00 | 13,980.92 |
| TEXAS EDUCATION AGENCY | 0.00 | 14,273.63 |
| A & M UNIV SYSTEM ADMINISTRATION | 0.00 | 2,197.49 |
| A & M UNIVERSITY MAIN UNIVERSITY | 0.00 | 54,923.24 |
| TARLETON COLLEGE | 0.00 | 11,813.44 |
| U OF T AT ARLINGTON | 0.00 | 6,980.13 |
| PRAIRIE VIEW A & M COLLEGE | 0.00 | 7,807.91 |
| SOUTHERN UNIVERSITY | 0.00 | 221.94 |
| TEXAS MARITIME ACADEMY | 0.00 | 5,607.66 |
| TEXAS STATE TECHNICAL INSTITUTE | 97.61 | 879.51 |
| UNIVERSITY OF TEXAS AT AUSTIN | 0.00 | 2,636.22 |
| U OF T MEDICAL SCHOOL AT SAN ANTONIO | 0.00 | 643.31 |
| U OF T SCHOOL OF PUBLIC HEALTH AT HOUSTON | 0.00 | 9,194.75 |
| UNIV OF TEXAS POSTGRADUATE SCH OF MEDICINE | 0.00 | 4,244.08 |
| U OF T DENTAL SCHOOL AT HOUSTON | 0.00 | 210.48 |
| TEXAS SOUTHWESTERN MEDICAL SCHOOL | 0.00 | 31,245.72 |
| TEXAS WOMANS UNIVERSITY | 0.00 | 43,814.92 |
| A & I UNIVERSITY | 0.00 | 23,530.06 |
| TEXAS TECHNOLOGICAL UNIV | 0.00 | 5,556.12 |
| ANGELO STATE UNIV | 0.00 | 110.00 |
| TEXAS TECH UNIVER SCHOOL OF MEDICINE | 58.25 | 172.20 |
| UT MEDICAL SCHOOL AT HOUSTON | 0.00 | 4,737.68 |
| EAST TEXAS STATE UNIV | 0.00 | 20,501.44 |
| NORTH TEXAS STATE UNIVERSITY | 0.00 | 7,138.44 |
| SAM HOUSTON STATE UNIV | 0.00 | 8,911.42 |
| SOUTHWEST TEXAS STATE UNIV | 0.00 | 1,127.78 |
| S F AUSTIN STATE UNIV | 0.00 | 1,346.17 |
| SUL ROSS STATE UNIV | 0.00 | 626.30 |
| WEST TEXAS STATE UNIVERSITY | 0.00 | 15,495.40 |
| BOARD OF REGENTS STATE SENIOR COLLEGES | 0.00 | 1,122.23 |
| COORDINATING BOARD COLLEGE & UNIV SYSTEM | 0.00 | 32,316.58 |
| WESTERN INFORMATION NETWORK ASSOCIATION | 0.00 | 23.39 |
| HISTORICAL SURVEY COMMITTEE | 0.00 | 7,270.21 |
| TEXAS FINE ARTS COMMISSION | 0.00 | 2,465.44 |
| TEXAS TOURIST DEVELOPMENT AGENCY | 0.00 | 936.40 |
| ADMIRAL NIMITZ MUSEUM | 0.00 | 92.67 |
| NATURAL FIBERS & FOOD PROTEIN COMMITTEE | 0.00 | 5.55 |

FUND 001 GENERAL REVENUE FUND

EXPENDITURES:

| | REFUNDS RECEIVED EXPENDITURES | GROSS TOTAL EXPENDITURES |
|---|----------------------------------|-----------------------------|
| 011 AMERICAN BICENTENNIAL REVOLUTION COMMISSION | 0.00 | 73.85 |
| GASOLINE OIL LUB WASH AND GREASE | | |
| HOUSE OF REPRESENTATIVES | 0.00 | 76.02 |
| GOVERNOR-EXECUTIVE | 0.00 | 45,822.33 |
| ATTORNEY GENERAL | 0.00 | 54.60 |
| BOARD OF CONTROL | 0.00 | 2,787.15 |
| GENERAL LAND OFFICE | 0.00 | 37.92 |
| LIBRARY | 0.00 | 269.21 |
| TREASURER | 0.00 | 45.90 |
| ADJUTANT GENERAL | 0.00 | 4,161.44 |
| DEPARTMENT OF HEALTH | 0.00 | 5,024.79 |
| U OF T-MD ANDERSON HOSPITAL & TUMOR INSTITUTE | 0.00 | 23.65 |
| WATER QUALITY BOARD | 0.00 | 296.56 |
| DEPARTMENT OF AGRICULTURE | 444.77 | 32,912.98 |
| WATER RIGHTS COMMISSION | 0.00 | 3,509.83 |
| AGRICULTURAL EXPERIMENT STATION | 0.00 | 30,225.45 |
| VETERINARY MEDICAL DIAGNOSTIC LABORATORY | 0.00 | 113.85 |
| FOREST SERVICE | 0.00 | 44,835.13 |
| RODENT & PREDATORY ANIMAL CONTROL | 0.00 | 3,343.37 |
| WATER DEVELOPMENT BOARD | 0.00 | 15,374.19 |
| CORSICANA STATE HOME | 0.00 | 3,668.09 |
| WACO STATE HOME | 0.00 | 2,058.86 |
| BROWNWOOD STATE SCHOOL FOR GIRLS | 0.00 | 1,732.73 |
| MENTAL HEALTH & MENTAL RETARDATION | 0.00 | 39,559.84 |
| VERNON GERIATRIC CENTER | 23.20 | 4,319.71 |
| AMARILLO CTR FOR HUMAN DEVELOPMENT | 0.00 | 2,033.46 |
| BEAUMONT CTR FOR HUMAN DEVELOPMENT | 0.00 | 1,908.84 |
| RIO GRANDE STATE CENTER MHMR | 0.00 | 576.30 |
| DENTON STATE SCHOOL | 0.00 | 4,559.89 |
| COMMISSION FOR INDIAN AFFAIRS | 0.00 | 6,685.37 |
| EAST TEXAS STATE CHEST HOSPITAL | 0.00 | 1,045.27 |
| RICHMOND STATE SCHOOL | 0.00 | 1,588.62 |
| LUFKIN STATE SCHOOL | 0.00 | 3,444.36 |
| CORPUS CHRISTI STATE SCHOOL | 0.00 | 2,499.81 |
| SAN ANGELO CENTER MHMR | 0.00 | 2,875.05 |
| MEXIA STATE SCHOOL | 0.00 | 8,320.75 |
| SAN ANTONIO STATE CHEST HOSPITAL | 0.00 | 1,253.99 |
| KERRVILLE STATE HOSPITAL | 0.00 | 2,333.83 |
| TRAVIS STATE SCHOOL | 0.00 | 2,719.00 |
| ABILENE STATE SCHOOL | 0.00 | 6,165.07 |
| AUSTIN STATE HOSPITAL | 0.00 | 911.13 |
| AUSTIN STATE SCHOOL | 0.00 | 510.33 |
| RUSK STATE HOSPITAL | 0.00 | 2,954.09 |
| SAN ANTONIO STATE HOSPITAL | 0.00 | 3,232.18 |
| TERRELL STATE HOSPITAL | 158.70 | 5,440.95 |
| WICHITA FALLS STATE HOSPITAL | 0.00 | 5,809.64 |
| HARLINGEN STATE CHEST SANATORIUM | 0.00 | 575.03 |
| RESEARCH INSTITUTE OF MENTAL SCIENCES | 0.00 | 838.71 |
| BIG SPRING STATE HOSPITAL | 0.00 | 2,131.39 |

FUND 001 GENERAL REVENUE FUND

EXPENDITURES:

REFUNDS RECEIVED
EXPENDITURES

GROSS TOTAL
EXPENDITURES

| | | |
|--------------------------------------|-----------|------------|
| LUBBOCK STATE SCHOOL | 0.00 | 2,489.42 |
| WEST TEXAS CHILDRENS HOME | 0.00 | 3,435.78 |
| GATESVILLE STATE SCHOOL FOR BOYS | 0.00 | 9,007.46 |
| GAINESVILLE STATE SCHOOL FOR GIRLS | 0.00 | 1,682.31 |
| CROCKETT STATE SCHOOL FOR GIRLS | 0.00 | 756.75 |
| YOUTH COUNCIL | 0.00 | 33.56 |
| MOUNT VIEW SCHOOL FOR BOYS | 0.00 | 1,700.84 |
| DEPARTMENT OF CORRECTIONS | 55,356.01 | 375,534.85 |
| TEXAS EDUCATION AGENCY | 0.00 | 2,992.05 |
| A & M UNIVERSITY MAIN UNIVERSITY | 0.00 | 9,205.70 |
| TARLETON COLLEGE | 0.00 | 231.09 |
| U OF T AT ARLINGTON | 0.00 | 647.97 |
| PRAIRIE VIEW A & M COLLEGE | 0.00 | 1,373.14 |
| SOUTHERN UNIVERSITY | 0.00 | 8,424.52 |
| TEXAS MARITIME ACADEMY | 0.00 | 15,557.89 |
| TEXAS STATE TECHNICAL INSTITUTE | 0.00 | 1,962.85 |
| UNIVERSITY OF TEXAS AT AUSTIN | 0.00 | 705.63 |
| U OF T MEDICAL SCHOOL AT SAN ANTONIO | 0.00 | 1,338.01 |
| U OF T DENTAL SCHOOL AT HOUSTON | 0.00 | 68.33 |
| TEXAS SOUTHWESTERN MEDICAL SCHOOL | 0.00 | 3,658.00 |
| TEXAS WOMANS UNIVERSITY | 0.00 | 6,840.93 |
| A & I UNIVERSITY | 0.00 | 2,318.79 |
| TEXAS TECHNOLOGICAL UNIV | 0.00 | 4,082.49 |
| ANGELO STATE UNIV | 0.00 | 32.22 |
| EAST TEXAS STATE UNIV | 0.00 | 123.77 |
| NORTH TEXAS STATE UNIVERSITY | 0.00 | 2,144.87 |
| SAM HOUSTON STATE UNIV | 0.00 | 52.50 |
| SOUTHWEST TEXAS STATE UNIV | 0.00 | 31.15 |
| S F AUSTIN STATE UNIV | 0.00 | 15.00 |
| WEST TEXAS STATE UNIVERSITY | 0.00 | 3,856.87 |
| PARKS AND WILD LIFE DEPARTMENT | 0.00 | 2,116.91 |
| HISTORICAL SURVEY COMMITTEE | 0.00 | 1,790.09 |
| 012 FOOD FOR PERSONS | | |
| ADJUTANT GENERAL | 0.00 | 1,263.39 |
| CORSICANA STATE HOME | 1,209.50 | 74,722.63 |
| WACO STATE HOME | 0.00 | 94,216.29 |
| BROWNWOOD STATE SCHOOL FOR GIRLS | 0.00 | 47,194.14 |
| MENTAL HEALTH & MENTAL RETARDATION | 0.00 | 4,213.59 |
| VERNON GERIATRIC CENTER | 0.00 | 137,596.12 |
| AMARILLO CTR FOR HUMAN DEVELOPMENT | 12.05 | 7,437.82 |
| BEAUMONT CTR FOR HUMAN DEVELOPMENT | 0.00 | 5,233.73 |
| RIO GRANDE STATE CENTER MHMR | 0.00 | 11,675.88 |
| DENTON STATE SCHOOL | 51.84 | 374,540.76 |
| COMMISSION FOR INDIAN AFFAIRS | 0.00 | 8,058.67 |
| EAST TEXAS STATE CHEST HOSPITAL | 0.00 | 74,099.95 |
| RICHMOND STATE SCHOOL | 0.00 | 104,216.32 |
| LUFKIN STATE SCHOOL | 11.82 | 219,664.83 |
| CORPUS CHRISTI STATE SCHOOL | 0.00 | 44,628.02 |
| SAN ANGELO CENTER MHMR | 0.00 | 91,047.59 |

FUND 001 GENERAL REVENUE FUND

EXPENDITURES:

REFUNDS RECEIVED
EXPENDITURES

GROSS TOTAL
EXPENDITURES

| | | |
|---|--------|------------|
| MEXIA STATE SCHOOL | 345.36 | 561,565.16 |
| SAN ANTONIO STATE CHEST HOSPITAL | 0.00 | 117,323.78 |
| KERRVILLE STATE HOSPITAL | 0.00 | 315,187.34 |
| TRAVIS STATE SCHOOL | 0.00 | 428,916.81 |
| ABILENE STATE SCHOOL | 79.73 | 442,822.55 |
| AUSTIN STATE HOSPITAL | 36.30 | 477,090.67 |
| AUSTIN STATE SCHOOL | 187.07 | 414,459.70 |
| RUSK STATE HOSPITAL | 249.00 | 435,695.43 |
| SAN ANTONIO STATE HOSPITAL | 0.00 | 455,129.78 |
| TERRELL STATE HOSPITAL | 0.00 | 630,304.54 |
| WICHITA FALLS STATE HOSPITAL | 4.16 | 325,510.91 |
| HARLINGEN STATE CHEST SANATORIUM | 0.00 | 74,143.03 |
| RESEARCH INSTITUTE OF MENTAL SCIENCES | 0.00 | 138,987.50 |
| BIG SPRING STATE HOSPITAL | 184.59 | 215,392.02 |
| LUBBOCK STATE SCHOOL | 0.00 | 86,835.10 |
| WEST TEXAS CHILDRENS HOME | 0.00 | 87,057.20 |
| GAFESVILLE STATE SCHOOL FOR BOYS | 0.00 | 401,679.75 |
| GAINESVILLE STATE SCHOOL FOR GIRLS | 0.00 | 78,571.59 |
| CROCKETT STATE SCHOOL FOR GIRLS | 0.00 | 56,248.45 |
| YOUTH COUNCIL | 0.00 | 14,192.04 |
| MOUNT VIEW SCHOOL FOR BOYS | 0.00 | 157,003.10 |
| DEPARTMENT OF CORRECTIONS | 0.00 | 767,263.97 |
| TEXAS EDUCATION AGENCY | 0.00 | 212,193.41 |
| 013 CLOTHING AND DRYGOODS FOR PERSONS | | |
| HOUSE OF REPRESENTATIVES | 0.00 | 23.88 |
| BOARD OF CONTROL | 0.00 | 1,193.23 |
| U OF T-MD ANDERSON HOSPITAL & TUMOR INSTITUTE | 0.00 | 437.65 |
| COMMISSION ON ALCOHOLISM | 0.00 | 16.00 |
| DEPARTMENT OF AGRICULTURE | 0.00 | 139.00 |
| AGRICULTURAL EXPERIMENT STATION | 0.00 | 144.23 |
| CORSICANA STATE HOME | 0.00 | 33,161.39 |
| WACO STATE HOME | 0.00 | 21,348.46 |
| BROWNWOOD STATE SCHOOL FOR GIRLS | 0.00 | 6,343.62 |
| VERNON GERIATRIC CENTER | 0.00 | 2,588.69 |
| DENTON STATE SCHOOL | 0.00 | 11,023.61 |
| COMMISSION FOR INDIAN AFFAIRS | 0.00 | 435.69 |
| EAST TEXAS STATE CHEST HOSPITAL | 0.00 | 84.52 |
| RICHMOND STATE SCHOOL | 0.00 | 4,959.39 |
| LUFKIN STATE SCHOOL | 0.00 | 5,532.91 |
| CORPUS CHRISTI STATE SCHOOL | 0.00 | 4,783.86 |
| SAN ANGELO CENTER MHMR | 0.00 | 3,819.88 |
| MEXIA STATE SCHOOL | 0.00 | 14,962.54 |
| SAN ANTONIO STATE CHEST HOSPITAL | 0.00 | 468.81 |
| KERRVILLE STATE HOSPITAL | 0.00 | 2,474.26 |
| TRAVIS STATE SCHOOL | 0.00 | 15,363.69 |
| ABILENE STATE SCHOOL | 0.00 | 7,765.15 |
| AUSTIN STATE HOSPITAL | 0.00 | 3,827.52 |
| AUSTIN STATE SCHOOL | 0.00 | 20,159.11 |
| RUSK STATE HOSPITAL | 0.00 | 10,946.77 |

FUND 001 GENERAL REVENUE FUND

EXPENDITURES:

| | REFUNDS RECEIVED EXPENDITURES | GROSS TOTAL EXPENDITURES |
|--|----------------------------------|-----------------------------|
| SAN ANTONIO STATE HOSPITAL | 0.00 | 6,703.61 |
| TERRELL STATE HOSPITAL | 0.00 | 4,276.17 |
| WICHITA FALLS STATE HOSPITAL | 0.00 | 5,080.67 |
| HARLINGEN STATE CHEST SANATORIUM | 0.00 | 53.82 |
| RESEARCH INSTITUTE OF MENTAL SCIENCES | 0.00 | 130.19 |
| BIG SPRING STATE HOSPITAL | 0.00 | 5,216.42 |
| LUBBOCK STATE SCHOOL | 0.00 | 3,777.51 |
| WEST TEXAS CHILDRENS HOME | 0.00 | 33,238.27 |
| GATESVILLE STATE SCHOOL FOR BOYS | 0.00 | 35,519.89 |
| GAINESVILLE STATE SCHOOL FOR GIRLS | 0.00 | 5,401.23 |
| CROCKETT STATE SCHOOL FOR GIRLS | 0.00 | 2,299.60 |
| YOUTH COUNCIL | 0.00 | 101.53 |
| MOUNT VIEW SCHOOL FOR BOYS | 0.00 | 9,671.82 |
| DEPARTMENT OF CORRECTIONS | 0.00 | 66,793.83 |
| TEXAS EDUCATION AGENCY | 0.00 | 296.10 |
| A & M UNIVERSITY MAIN UNIVERSITY | 0.00 | 650.01 |
| TARLETON COLLEGE | 0.00 | 14.66 |
| TEXAS STATE TECHNICAL INSTITUTE | 0.00 | 876.14 |
| UNIVERSITY OF TEXAS AT AUSTIN | 0.00 | 50.88 |
| U OF T MEDICAL SCHOOL AT SAN ANTONIO | 0.00 | 750.03 |
| U OF T DENTAL SCHOOL AT HOUSTON | 0.00 | 1,433.46 |
| TEXAS SOUTHWESTERN MEDICAL SCHOOL | 0.00 | 416.72 |
| TEXAS WOMANS UNIVERSITY | 0.00 | 11.97 |
| SOUTHWEST TEXAS STATE UNIV | 0.00 | 22.97 |
| PARKS AND WILD LIFE DEPARTMENT | 0.00 | 43.98 |
| 014 FEED FOR ANIMALS SEED AND SMALL PLANTS | | |
| GOVERNOR-EXECUTIVE | 0.00 | 1,028.54 |
| BOARD OF CONTROL | 0.00 | 130.70 |
| ADJUTANT GENERAL | 0.00 | 3.80 |
| AGRICULTURAL EXPERIMENT STATION | 0.00 | 28,690.16 |
| CORSICANA STATE HOME | 0.00 | 7,763.31 |
| WACO STATE HOME | 0.00 | 59.34 |
| BROWNWOOD STATE SCHOOL FOR GIRLS | 0.00 | 851.81 |
| MENTAL HEALTH & MENTAL RETARDATION | 0.00 | 92.80 |
| VERNON GERIATRIC CENTER | 0.00 | 10.00 |
| DENTON STATE SCHOOL | 0.00 | 8.70 |
| RICHMOND STATE SCHOOL | 0.00 | 113.00 |
| LUFKIN STATE SCHOOL | 0.00 | 24.35 |
| CORPUS CHRISTI STATE SCHOOL | 0.00 | 110.00 |
| SAN ANGELO CENTER MHRM | 0.00 | 216.01 |
| MEXIA STATE SCHOOL | 0.00 | 79.50 |
| SAN ANTONIO STATE CHEST HOSPITAL | 0.00 | 109.99 |
| TRAVIS STATE SCHOOL | 0.00 | 1,013.65 |
| AUSTIN STATE HOSPITAL | 0.00 | 658.85 |
| AUSTIN STATE SCHOOL | 0.00 | 685.50 |
| RUSK STATE HOSPITAL | 0.00 | 601.45 |
| TERRELL STATE HOSPITAL | 0.00 | 19.88 |
| WICHITA FALLS STATE HOSPITAL | 0.00 | 50.00 |
| HARLINGEN STATE CHEST SANATORIUM | 0.00 | 45.08 |

FUND 001 GENERAL FUNDING FUND

EXPENDITURES:

| | REFUNDS RECEIVED EXPENDITURES | GROSS TOTAL EXPENDITURES |
|---|----------------------------------|-----------------------------|
| RESEARCH INSTITUTE OF MENTAL SCIENCES | 58.90 | 4,766.31 |
| Lubbock State School | 0.00 | 115.00 |
| WEST TEXAS CHILDRENS HOME | 0.00 | 348.04 |
| GATESVILLE STATE SCHOOL FOR BOYS | 140.00 | 6,984.95 |
| GAINESVILLE STATE SCHOOL FOR GIRLS | 0.00 | 706.83 |
| CROCKETT STATE SCHOOL FOR GIRLS | 0.00 | 14.05 |
| MOUNT VIEW SCHOOL FOR BOYS | 0.00 | 340.65 |
| DEPARTMENT OF CORRECTIONS | 267.77 | 441,589.76 |
| A & M UNIVERSITY MAIN UNIVERSITY | 0.00 | 26,526.24 |
| TARLETON COLLEGE | 0.00 | 29,983.97 |
| U OF T AT ARLINGTON | 0.00 | 744.95 |
| SOUTHERN UNIVERSITY | 0.00 | 227.69 |
| TEXAS STATE TECHNICAL INSTITUTE | 0.00 | 344.80 |
| UNIVERSITY OF TEXAS AT AUSTIN | 0.00 | 1,541.37 |
| U OF T MEDICAL SCHOOL AT SAN ANTONIO | 0.00 | 4,411.07 |
| U OF T SCHOOL OF PUBLIC HEALTH AT HOUSTON | 0.00 | 103.33 |
| U OF T DENTAL SCHOOL AT HOUSTON | 0.00 | 4,823.45 |
| TEXAS WOMANS UNIVERSITY | 0.00 | 611.19 |
| A & I UNIVERSITY | 0.00 | 5,276.90 |
| TEXAS TECHNOLOGICAL UNIV | 0.00 | 29,063.48 |
| EAST TEXAS STATE UNIV | 0.00 | 895.70 |
| NORTH TEXAS STATE UNIVERSITY | 0.00 | 182.10 |
| SAM HOUSTON STATE UNIV | 0.00 | 13,534.97 |
| SOUTHWEST TEXAS STATE UNIV | 0.00 | 423.31 |
| S F AUSTIN STATE UNIV | 0.00 | 12.00 |
| SUL ROSS STATE UNIV | 0.00 | 146.55 |
| WEST TEXAS STATE UNIVERSITY | 0.00 | 15,995.26 |
| 015 DRUGS AND CHEMICALS FOR MEDICAL & LAB | | |
| HOUSE OF REPRESENTATIVES | 0.00 | 7.83 |
| DEPARTMENT OF HEALTH | 0.00 | 462,942.23 |
| U OF T-MD ANDERSON HOSPITAL & TUMOR INSTITUTE | 0.00 | 193,135.55 |
| DEPARTMENT OF AGRICULTURE | 0.00 | 7,828.71 |
| AGRICULTURAL EXPERIMENT STATION | 0.00 | 13,959.02 |
| VETERINARY MEDICAL DIAGNOSTIC LABORATORY | 0.00 | 86.01 |
| WATER DEVELOPMENT BOARD | 0.00 | 18.00 |
| CORSICANA STATE HOME | 0.00 | 4,731.74 |
| WACO STATE HOME | 0.00 | 1,451.70 |
| BROWNWOOD STATE SCHOOL FOR GIRLS | 0.00 | 4,881.73 |
| MENTAL HEALTH & MENTAL RETARDATION | 0.00 | 17.50 |
| VERNON GERIATRIC CENTER | 0.00 | 53,287.20 |
| AMARILLO CTR FOR HUMAN DEVELOPMENT | 0.00 | 188.10 |
| BEAUMONT CTR FOR HUMAN DEVELOPMENT | 0.00 | 208.11 |
| RIO GRANDE STATE CENTER MHMR | 0.00 | 82,631.26 |
| DENTON STATE SCHOOL | 0.00 | 97,221.46 |
| DALLAS MENTAL HEALTH CLINIC | 0.00 | 131,153.38 |
| COMMISSION FOR INDIAN AFFAIRS | 30.00 | 7,497.16 |
| FORT WORTH MENTAL HEALTH CLINIC | 0.00 | 57,787.18 |
| EAST TEXAS STATE CHEST HOSPITAL | 0.00 | 112,067.36 |
| RICHMOND STATE SCHOOL | 1,064.03 | 45,858.17 |

FUND 001 GENERAL REVENUE FUND

EXPENDITURES:

| | REFUNDS RECEIVED EXPENDITURES | GROSS TOTAL EXPENDITURES |
|--|----------------------------------|-----------------------------|
| LUFKIN STATE SCHOOL | 21.24 | 50,861.28 |
| CORPUS CHRISTI STATE SCHOOL | 0.00 | 14,471.18 |
| SAN ANGELO CENTER MHR | 0.00 | 28,887.80 |
| MEXIA STATE SCHOOL | 5.12 | 82,893.85 |
| SAN ANTONIO STATE CHEST HOSPITAL | 665.98 | 160,783.58 |
| KERRVILLE STATE HOSPITAL | 0.00 | 74,255.82 |
| TRAVIS STATE SCHOOL | 312.25 | 87,302.70 |
| ABILENE STATE SCHOOL | 57.45 | 91,652.12 |
| AUSTIN STATE HOSPITAL | 810.90 | 232,990.39 |
| AUSTIN STATE SCHOOL | 103.00 | 69,604.66 |
| RUSK STATE HOSPITAL | 15.20 | 166,225.55 |
| SAN ANTONIO STATE HOSPITAL | 38.22 | 310,771.65 |
| TERRELL STATE HOSPITAL | 0.00 | 377,951.13 |
| WICHITA FALLS STATE HOSPITAL | 32.40 | 196,675.73 |
| HARLINGEN STATE CHEST SANATORIUM | 8.67 | 72,095.53 |
| RESEARCH INSTITUTE OF MENTAL SCIENCES | 163.15 | 133,450.76 |
| BIG SPRING STATE HOSPITAL | 0.00 | 139,805.27 |
| LUBBOCK STATE SCHOOL | 0.00 | 37,267.29 |
| WEST TEXAS CHILDRENS HOME | 0.00 | 1,396.25 |
| GATESVILLE STATE SCHOOL FOR BOYS | 0.00 | 12,070.75 |
| GAINESVILLE STATE SCHOOL FOR GIRLS | 0.00 | 3,179.41 |
| CROCKETT STATE SCHOOL FOR GIRLS | 0.00 | 4,629.34 |
| YOUTH COUNCIL | 0.00 | 1,575.32 |
| MOUNT VIEW SCHOOL FOR BOYS | 0.00 | 3,296.32 |
| DEPARTMENT OF CORRECTIONS | 32.16 | 191,934.61 |
| TEXAS EDUCATION AGENCY | 0.00 | 2,708.01 |
| A & M UNIVERSITY MAIN UNIVERSITY | 0.00 | 21,345.03 |
| TARLETON COLLEGE | 0.00 | 1,751.59 |
| U OF T AT ARLINGTON | 0.00 | 92.32 |
| PRAIRIE VIEW A & M COLLEGE | 0.00 | 153.05 |
| UNIVERSITY OF TEXAS AT AUSTIN | 0.00 | 211.66 |
| U OF T MEDICAL SCHOOL AT SAN ANTONIO | 0.00 | 22,011.79 |
| U OF T SCHOOL OF PUBLIC HEALTH AT HOUSTON | 0.00 | 1,358.01 |
| UNIV OF TEXAS POSTGRADUATE SCH OF MEDICINE | 0.00 | 4,054.70 |
| U OF T DENTAL SCHOOL AT HOUSTON | 0.00 | 9,241.38 |
| TEXAS SOUTHWESTERN MEDICAL SCHOOL | 0.00 | 712.47 |
| TEXAS WOMANS UNIVERSITY | 0.00 | 332.32 |
| A & I UNIVERSITY | 0.00 | 670.86 |
| TEXAS TECHNOLOGICAL UNIV | 0.00 | 14,311.90 |
| UT DENTAL BR AT SAN ANTONIO | 0.00 | 237.95 |
| EAST TEXAS STATE UNIV | 0.00 | 20.00 |
| NORTH TEXAS STATE UNIVERSITY | 0.00 | 873.79 |
| SOUTHWEST TEXAS STATE UNIV | 0.00 | 504.45 |
| SUL ROSS STATE UNIV | 0.00 | 91.35 |
| WEST TEXAS STATE UNIVERSITY | 0.00 | 1,173.44 |
| 016 OTHER SUPPLIES AND MATERIALS | | |
| SENATE | 0.00 | 52,737.92 |
| HOUSE OF REPRESENTATIVES | 8.15 | 49,092.70 |
| LEGISLATIVE COUNCIL | 0.00 | 13,028.41 |

FUND 001 GENERAL REVENUE FUND

EXPENDITURES:

| | REFUNDS RECEIVED EXPENDITURES | GROSS TOTAL EXPENDITURES |
|---|----------------------------------|-----------------------------|
| LEGISLATIVE BUDGET BOARD | 0.00 | 1,406.57 |
| LEGISLATIVE REFERENCE LIBRARY | 0.00 | 231.18 |
| SUPREME COURT | 0.00 | 250.20 |
| COURT OF CRIMINAL APPEALS | 0.00 | 592.05 |
| JUDICIAL COUNCIL | 0.00 | 27.22 |
| COURT OF CIVIL APPEALS--SECOND DIST | 0.00 | 298.50 |
| COURT OF CIVIL APPEALS--THIRD DIST | 0.00 | 609.34 |
| COURT OF CIVIL APPEALS--SIXTH DIST | 0.00 | 28.95 |
| COURT OF CIVIL APPEALS--EIGHTH DIST | 0.00 | 109.80 |
| COURT OF CIVIL APPEALS--NINTH DIST | 0.00 | 855.32 |
| COURT OF CIVIL APPEALS--TENTH DIST | 0.00 | 1.14 |
| COURT OF CIVIL APPEALS--ELEVENTH DIST | 0.00 | 33.58 |
| COURT OF CIVIL APPEALS--TWELFTH DISTRICT | 0.00 | 5.00 |
| COURT OF CIVIL APPEALS--THIRTEENTH DISTRICT | 0.00 | 84.90 |
| COURT OF CIVIL APPEALS--FOURTEENTH DIST | 0.00 | 28.94 |
| JUDICIAL QUALIFICATIONS COMMISSION | 0.00 | 642.72 |
| GOVERNOR--EXECUTIVE | 0.00 | 32,085.38 |
| ATTORNEY GENERAL | 0.00 | 2,693.73 |
| BOARD OF CONTROL | 268.38 | 194,715.58 |
| GENERAL LAND OFFICE | 0.00 | 27,719.55 |
| LIBRARY | 0.00 | 10,494.57 |
| SECRETARY OF STATE | 0.00 | 7,813.52 |
| AUDITOR | 0.00 | 478.99 |
| TREASURER | 0.00 | 6,678.44 |
| SECURITIES BOARD | 0.00 | 347.48 |
| COMMISSION FOR THE BLIND | 0.00 | 2,632.96 |
| GOOD NEIGHBOR COMMISSION | 0.00 | 12.80 |
| MASS TRANSPORTATION COMMISSION | 0.00 | 136.03 |
| ADJUTANT GENERAL | 0.00 | 33,965.87 |
| VETERANS AFFAIRS COMMISSION | 0.00 | 194.89 |
| NATIONAL GUARD ARMORY BOARD | 0.00 | 4,283.72 |
| LAW ENFORCEMENT OFFICER STANDARDS & EDUCATION | 0.00 | 892.18 |
| FIRE PROTECTION PERSONNEL STANDARDS & EDUC | 0.00 | 159.77 |
| BUREAU OF LABOR STATISTICS | 0.00 | 794.93 |
| INDUSTRIAL ACCIDENT BOARD | 0.00 | 379.58 |
| INDUSTRIAL COMMISSION | 0.00 | 1,291.13 |
| BOARD OF PRIVATE DETECTIVES ETC | 0.00 | 71.02 |
| DEPARTMENT OF HEALTH | 10.00 | 209,123.08 |
| U OF T-MD ANDERSON HOSPITAL & TUMOR INSTITUTE | 0.00 | 349,245.16 |
| BD OF EXAMINERS FOR HEARING AIDS | 0.00 | 121.41 |
| COMMISSION ON ALCOHOLISM | 0.00 | 3,743.12 |
| WATER QUALITY BOARD | 0.00 | 9,328.95 |
| AIR CONTROL BOARD | 0.00 | 11.70 |
| DEPARTMENT OF AGRICULTURE | 140.45 | 193,666.88 |
| WATER RIGHTS COMMISSION | 0.00 | 11,854.21 |
| TEXAS ANIMAL HEALTH COMMISSION | 0.00 | 41,476.92 |
| AGRICULTURAL EXTENSION SERVICE | 0.00 | 5,457.72 |
| AGRICULTURAL EXPERIMENT STATION | 0.00 | 207,837.30 |
| VETERINARY MEDICAL DIAGNOSTIC LABORATORY | 0.00 | 39,266.76 |

FUND 001 GENERAL REVENUE FUND

EXPENDITURES:

| | REFUNDS RECEIVED EXPENDITURES | GROSS TOTAL EXPENDITURES |
|---|----------------------------------|-----------------------------|
| FOREST SERVICE | 0.00 | 24,839.70 |
| RODENT & PREDATORY ANIMAL CONTROL | 0.00 | 959.74 |
| RIO GRANDE COMPACT COMMISSION | 0.00 | 177.24 |
| WATER DEVELOPMENT BOARD | 100.00 | 110,403.85 |
| SOIL CONSERVATION BOARD | 0.00 | 67.75 |
| CORSICANA STATE HOME | 0.00 | 32,532.50 |
| WACO STATE HOME | 0.00 | 24,447.48 |
| BROWNWOOD STATE SCHOOL FOR GIRLS | 0.00 | 46,775.36 |
| MENTAL HEALTH & MENTAL RETARDATION | 79.33 | 231,840.60 |
| VERNON GERIATRIC CENTER | 0.00 | 53,735.52 |
| AMARILLO CTR FOR HUMAN DEVELOPMENT | 0.00 | 10,875.08 |
| BEAUMONT CTR FOR HUMAN DEVELOPMENT | 0.00 | 11,924.11 |
| RIO GRANDE STATE CENTER MHMR | 0.00 | 9,646.06 |
| DENTON STATE SCHOOL | 0.00 | 137,996.50 |
| DALLAS MENTAL HEALTH CLINIC | 29.60 | 1,170.81 |
| COMMISSION FOR INDIAN AFFAIRS | 0.00 | 22,012.39 |
| FORT WORTH MENTAL HEALTH CLINIC | 0.00 | 932.82 |
| EAST TEXAS STATE CHEST HOSPITAL | 221.50 | 77,363.60 |
| RICHMOND STATE SCHOOL | 1.60 | 91,711.43 |
| LUFKIN STATE SCHOOL | 403.16 | 81,902.11 |
| CORPUS CHRISTI STATE SCHOOL | 0.00 | 50,180.53 |
| SAN ANGELO CENTER MHMR | 12.84 | 75,893.12 |
| MEXIA STATE SCHOOL | 100.00 | 176,139.69 |
| SAN ANTONIO STATE CHEST HOSPITAL | 201.00 | 226,642.13 |
| KERRVILLE STATE HOSPITAL | 42.95 | 123,679.41 |
| TRAVIS STATE SCHOOL | 558.87 | 144,466.35 |
| ABILENE STATE SCHOOL | 21.70 | 151,176.43 |
| AUSTIN STATE HOSPITAL | 0.00 | 227,381.38 |
| AUSTIN STATE SCHOOL | 0.00 | 183,814.29 |
| RUSK STATE HOSPITAL | 97.29 | 143,808.60 |
| SAN ANTONIO STATE HOSPITAL | 250.23 | 177,191.39 |
| TERRELL STATE HOSPITAL | 0.00 | 172,874.59 |
| WICHITA FALLS STATE HOSPITAL | 204.13 | 191,524.30 |
| HARLINGEN STATE CHEST SANATORIUM | 0.00 | 69,096.92 |
| RESEARCH INSTITUTE OF MENTAL SCIENCES | 788.90 | 127,572.17 |
| BIG SPRING STATE HOSPITAL | 115.50 | 83,170.47 |
| LUBBOCK STATE SCHOOL | 201.50 | 65,208.85 |
| WEST TEXAS CHILDRENS HOME | 0.00 | 23,202.23 |
| GATESVILLE STATE SCHOOL FOR BOYS | 433.89 | 165,880.53 |
| GAINESVILLE STATE SCHOOL FOR GIRLS | 163.80 | 39,950.79 |
| CROCKETT STATE SCHOOL FOR GIRLS | 0.00 | 19,350.96 |
| YOUTH COUNCIL | 27.00 | 621.55 |
| MOUNT VIEW SCHOOL FOR BOYS | 0.00 | 37,432.77 |
| DEPARTMENT OF CORRECTIONS | 1,434.87 | 3,038,486.77 |
| BOARD OF PARDONS & PAROLES | 0.00 | 2,867.80 |
| TEXAS EDUCATION AGENCY | 86.49 | 56,609.47 |
| A & M UNIV SYSTEM ADMINISTRATION | 2,144.04 | 8,897.73 |
| A & M UNIVERSITY MAIN UNIVERSITY | 4,497.27 | 278,891.50 |
| ENGINEERING EXPERIMENT STATION & TRANSPR INST | 0.00 | 4,874.88 |

FUND 001 GENERAL REVENUE FUND

EXPENDITURES:

REFUNDS RECEIVED
EXPENDITURESGROSS TOTAL
EXPENDITURES

| | | |
|---|--------|------------|
| TARLETON COLLEGE | 0.00 | 35,799.72 |
| U OF T AT ARLINGTON | 0.00 | 75,542.63 |
| PRAIRIE VIEW A & M COLLEGE | 0.00 | 6,962.88 |
| ENGINEERING EXTENSION SERVICE | 0.00 | 6,448.11 |
| SOUTHERN UNIVERSITY | 0.00 | 65,466.64 |
| TEXAS MARITIME ACADEMY | 0.00 | 13,814.64 |
| TEXAS STATE TECHNICAL INSTITUTE | 292.49 | 222,304.12 |
| UNIVERSITY OF TEXAS AT AUSTIN | 0.00 | 112,578.35 |
| U OF T MEDICAL SCHOOL AT SAN ANTONIO | 0.00 | 241,313.51 |
| U OF T SCHOOL OF PUBLIC HEALTH AT HOUSTON | 0.00 | 31,400.30 |
| UNIV OF TEXAS POSTGRADUATE SCH OF MEDICINE | 0.00 | 26,990.37 |
| U OF T DENTAL SCHOOL AT HOUSTON | 0.00 | 208,588.71 |
| TEXAS SOUTHWESTERN MEDICAL SCHOOL | 0.00 | 130,149.00 |
| TEXAS WOMANS UNIVERSITY | 0.00 | 130,410.22 |
| A & I UNIVERSITY | 0.00 | 80,029.95 |
| TEXAS TECHNOLOGICAL UNIV | 0.00 | 121,732.47 |
| LAMAR UNIVERSITY | 0.00 | 138.38 |
| PAN AMERICAN UNIVERSITY | 0.00 | 6,199.06 |
| ANGELO STATE UNIV | 0.00 | 1,927.46 |
| TEXAS TECH UNIVER SCHOOL OF MEDICINE | 0.00 | 2,907.27 |
| UT DENTAL BR AT SAN ANTONIO | 0.00 | 18,992.65 |
| UT MEDICAL SCHOOL AT HOUSTON | 0.00 | 3,275.56 |
| EAST TEXAS STATE UNIV | 0.00 | 139,258.49 |
| NORTH TEXAS STATE UNIVERSITY | 0.00 | 44,235.10 |
| SAM HOUSTON STATE UNIV | 0.00 | 15,615.58 |
| SOUTHWEST TEXAS STATE UNIV | 35.00 | 65,314.48 |
| S F AUSTIN STATE UNIV | 0.00 | 13,903.06 |
| SUL ROSS STATE UNIV | 0.00 | 59,835.79 |
| WEST TEXAS STATE UNIVERSITY | 0.00 | 59,869.70 |
| BOARD OF REGENTS STATE SENIOR COLLEGES | 0.00 | 259.10 |
| COORDINATING BOARD COLLEGE & UNIV SYSTEM | 0.00 | 1,582.90 |
| WESTERN INFORMATION NETWORK ASSOCIATION | 0.00 | 263.80 |
| PARKS AND WILD LIFE DEPARTMENT | 0.00 | 95,754.88 |
| HISTORICAL SURVEY COMMITTEE | 0.00 | 6,886.47 |
| TEXAS FINE ARTS COMMISSION | 0.00 | 1,814.15 |
| TEXAS TOURIST DEVELOPMENT AGENCY | 0.00 | 607.99 |
| ADMIRAL NIMITZ MUSEUM | 0.00 | 1,323.93 |
| NATURAL FIBERS & FOOD PROTEIN COMMITTEE | 0.00 | 66.37 |
| AMERICAN BICENTENNIAL REVOLUTION COMMISSION | 0.00 | 7.15 |
| 020 POSTAGE | | |
| SENATE | 169.74 | 157,200.00 |
| HOUSE OF REPRESENTATIVES | 0.00 | 245,270.00 |
| LEGISLATIVE COUNCIL | 0.00 | 3,395.30 |
| LEGISLATIVE BUDGET BOARD | 0.00 | 548.50 |
| LEGISLATIVE REFERENCE LIBRARY | 0.00 | 432.40 |
| SUPREME COURT | 0.00 | 850.00 |
| COURT OF CRIMINAL APPEALS | 0.00 | 1,150.00 |
| JUDICIAL COUNCIL | 0.00 | 785.00 |
| STATE ATTY BEFORE COURT OF CRIMINAL APPEALS | 0.00 | 56.00 |

FUND 001 GENERAL REVENUE FUND

EXPENDITURES:

| | REFUNDS RECEIVED EXPENDITURES | GROSS TOTAL EXPENDITURES |
|---|----------------------------------|-----------------------------|
| COURT OF CIVIL APPEALS-FIRST DIST | 0.00 | 344.55 |
| COURT OF CIVIL APPEALS-SECOND DIST | 0.00 | 300.00 |
| COURT OF CIVIL APPEALS-THIRD DIST | 0.00 | 490.00 |
| COURT OF CIVIL APPEALS-FOURTH DIST | 0.00 | 400.00 |
| COURT OF CIVIL APPEALS-FIFTH DIST | 0.00 | 125.00 |
| COURT OF CIVIL APPEALS-SIXTH DIST | 0.00 | 192.00 |
| COURT OF CIVIL APPEALS-SEVENTH DIST | 0.00 | 400.00 |
| COURT OF CIVIL APPEALS-EIGHTH DIST | 0.00 | 382.00 |
| COURT OF CIVIL APPEALS-TENTH DIST | 0.00 | 343.80 |
| COURT OF CIVIL APPEALS-ELEVENTH DIST | 0.00 | 305.25 |
| COURT OF CIVIL APPEALS-TWELFTH DISTRICT | 0.00 | 225.00 |
| COURT OF CIVIL APPEALS-THIRTEENTH DISTRICT | 0.00 | 550.00 |
| COURT OF CIVIL APPEALS-FOURTEENTH DIST | 0.00 | 455.33 |
| JUDICIAL QUALIFICATIONS COMMISSION | 0.00 | 275.00 |
| GOVERNOR-EXECUTIVE | 0.00 | 18,074.14 |
| ATTORNEY GENERAL | 0.00 | 14,200.10 |
| BOARD OF CONTROL | 0.00 | 118,000.00 |
| GENERAL LAND OFFICE | 0.00 | 33,565.00 |
| LIBRARY | 0.00 | 9,240.00 |
| SECRETARY OF STATE | 0.00 | 23,862.50 |
| AUDITOR | 0.00 | 3,700.00 |
| TREASURER | 0.00 | 18,800.00 |
| SECURITIES BOARD | 0.00 | 3,276.00 |
| COMMISSION FOR THE BLIND | 0.00 | 1,600.00 |
| FIREMENS PENSION COMMISSION | 0.00 | 510.00 |
| GOOD NEIGHBOR COMMISSION | 0.00 | 255.00 |
| MASS TRANSPORTATION COMMISSION | 0.00 | 250.00 |
| ADJUTANT GENERAL | 0.00 | 300.00 |
| VETERANS AFFAIRS COMMISSION | 0.00 | 9,450.00 |
| NATIONAL GUARD ARMORY BOARD | 0.00 | 800.00 |
| LAW ENFORCEMENT OFFICER STANDARDS & EDUCATION | 0.00 | 2,198.00 |
| FIRE PROTECTION PERSONNEL STANDARDS & EDUC | 0.00 | 390.00 |
| BUREAU OF LABOR STATISTICS | 0.00 | 7,500.00 |
| INDUSTRIAL ACCIDENT BOARD | 0.00 | 7,000.55 |
| INDUSTRIAL COMMISSION | 0.00 | 4,145.00 |
| BOARD OF PRIVATE DETECTIVES ETC | 0.00 | 570.00 |
| DEPARTMENT OF HEALTH | 0.00 | 78,672.62 |
| U OF T-MD ANDERSON HOSPITAL & TUMOR INSTITUTE | 0.00 | 52,000.00 |
| BD OF EXAMINERS FOR HEARING AIDS | 0.00 | 300.00 |
| COMMISSION ON ALCOHOLISM | 0.00 | 3,380.00 |
| WATER QUALITY BOARD | 0.00 | 15,750.40 |
| DEPARTMENT OF AGRICULTURE | 0.00 | 86,757.00 |
| WATER RIGHTS COMMISSION | 0.00 | 12,382.00 |
| TEXAS ANIMAL HEALTH COMMISSION | 0.00 | 11,550.00 |
| AGRICULTURAL EXPERIMENT STATION | 0.00 | 2,783.17 |
| VETERINARY MEDICAL DIAGNOSTIC LABORATORY | 0.00 | 5,000.00 |
| RIO GRANDE COMPACT COMMISSION | 0.00 | 274.60 |
| WATER DEVELOPMENT BOARD | 0.00 | 6,488.75 |
| SOIL CONSERVATION BOARD | 0.00 | 1,000.00 |

FUND 001 GENERAL REVENUE FUND

EXPENDITURES:

| | REFUNDS RECEIVED EXPENDITURES | GROSS TOTAL EXPENDITURES |
|---------------------------------------|----------------------------------|-----------------------------|
| CANADIAN RIVER COMMISSION | 0.00 | 91.00 |
| PECOS RIVER COMPACT COMMISSION | 0.00 | 6.00 |
| CORSICANA STATE HOME | 4.80 | 1,000.00 |
| WACO STATE HOME | 0.00 | 900.00 |
| BROWNWOOD STATE SCHOOL FOR GIRLS | 0.00 | 1,665.10 |
| MENTAL HEALTH & MENTAL RETARDATION | 0.00 | 41,385.04 |
| VERNON GERIATRIC CENTER | 0.00 | 3,301.51 |
| AMARILLO CTR FOR HUMAN DEVELOPMENT | 0.00 | 1,000.00 |
| BEAUMONT CTR FOR HUMAN DEVELOPMENT | 0.00 | 828.80 |
| RIO GRANDE STATE CENTER MHR | 0.00 | 2,394.00 |
| DENTON STATE SCHOOL | 0.00 | 10,911.99 |
| DALLAS MENTAL HEALTH CLINIC | 0.00 | 560.00 |
| COMMISSION FOR INDIAN AFFAIRS | 0.00 | 1,240.70 |
| FORT WORTH MENTAL HEALTH CLINIC | 0.00 | 765.02 |
| EAST TEXAS STATE CHEST HOSPITAL | 0.00 | 2,850.00 |
| RICHMOND STATE SCHOOL | 5.13 | 4,000.00 |
| LUFKIN STATE SCHOOL | 0.00 | 3,334.68 |
| CORPUS CHRISTI STATE SCHOOL | 0.00 | 2,503.50 |
| SAN ANGELO CENTER MHR | 0.00 | 610.00 |
| MEXIA STATE SCHOOL | 0.00 | 5,000.00 |
| SAN ANTONIO STATE CHEST HOSPITAL | 0.00 | 3,400.00 |
| KERRVILLE STATE HOSPITAL | 1.05 | 5,005.47 |
| TRAVIS STATE SCHOOL | 0.00 | 3,027.00 |
| ABILENE STATE SCHOOL | 0.00 | 5,205.32 |
| AUSTIN STATE HOSPITAL | 0.00 | 18,642.65 |
| AUSTIN STATE SCHOOL | 0.25 | 4,063.80 |
| RUSK STATE HOSPITAL | 0.00 | 6,300.00 |
| SAN ANTONIO STATE HOSPITAL | 0.00 | 6,788.70 |
| TERRELL STATE HOSPITAL | 0.00 | 9,335.36 |
| WICHITA FALLS STATE HOSPITAL | 0.00 | 10,150.00 |
| HARLINGEN STATE CHEST SANATORIUM | 0.00 | 1,600.00 |
| RESEARCH INSTITUTE OF MENTAL SCIENCES | 0.00 | 6,500.00 |
| BIG SPRING STATE HOSPITAL | 0.00 | 7,000.00 |
| LUBBOCK STATE SCHOOL | 0.00 | 2,100.00 |
| WEST TEXAS CHILDRENS HOME | 0.00 | 754.00 |
| GATESVILLE STATE SCHOOL FOR BOYS | 0.00 | 9,000.00 |
| GAINESVILLE STATE SCHOOL FOR GIRLS | 8.50 | 1,200.00 |
| CROCKETT STATE SCHOOL FOR GIRLS | 0.00 | 800.00 |
| YOUTH COUNCIL | 0.00 | 6,816.00 |
| MOUNT VIEW SCHOOL FOR BOYS | 0.00 | 2,059.00 |
| DEPARTMENT OF CORRECTIONS | 2.95 | 19,269.80 |
| BOARD OF PARDONS & PAROLES | 0.00 | 8,659.00 |
| TEXAS EDUCATION AGENCY | 0.00 | 3,000.00 |
| A & M UNIV SYSTEM ADMINISTRATION | 0.00 | 721.25 |
| A & M UNIVERSITY MAIN UNIVERSITY | 0.00 | 2,035.63 |
| U OF T AT ARLINGTON | 0.00 | 2,815.00 |
| PRAIRIE VIEW A & M COLLEGE | 0.00 | 10,046.94 |
| SOUTHERN UNIVERSITY | 0.00 | 1,652.10 |
| TEXAS MARITIME ACADEMY | 0.00 | 1,555.60 |

FUND 001 GENERAL REVENUE FUND

EXPENDITURES:

| | REFUNDS RECEIVED EXPENDITURES | GROSS TOTAL EXPENDITURES |
|---|----------------------------------|-----------------------------|
| TEXAS STATE TECHNICAL INSTITUTE | 0.00 | 56.00 |
| UNIVERSITY OF TEXAS AT AUSTIN | 0.00 | 2,758.58 |
| U OF T MEDICAL SCHOOL AT SAN ANTONIO | 0.00 | 18,530.00 |
| U OF T SCHOOL OF PUBLIC HEALTH AT HOUSTON | 0.00 | 600.00 |
| UNIV OF TEXAS POSTGRADUATE SCH OF MEDICINE | 0.00 | 5,450.00 |
| TEXAS SOUTHWESTERN MEDICAL SCHOOL | 0.00 | 38,000.00 |
| TEXAS WOMANS UNIVERSITY | 0.00 | 20,200.00 |
| A & I UNIVERSITY | 0.00 | 1,086.00 |
| MIDWESTERN UNIVERSITY | 0.00 | 6,000.00 |
| TEXAS TECH UNIVER SCHOOL OF MEDICINE | 0.00 | 2,842.47 |
| UT MEDICAL SCHOOL AT HOUSTON | 0.00 | 5,660.00 |
| EAST TEXAS STATE UNIV | 0.00 | 35,126.06 |
| WEST TEXAS STATE UNIVERSITY | 0.00 | 6,693.36 |
| BOARD OF REGENTS STATE SENIOR COLLEGES | 0.00 | 640.00 |
| COORDINATING BOARD COLLEGE & UNIV SYSTEM | 86.40 | 15,556.00 |
| WESTERN INFORMATION NETWORK ASSOCIATION | 0.00 | 696.32 |
| PARKS AND WILD LIFE DEPARTMENT | 0.00 | 39.60 |
| HISTORICAL SURVEY COMMITTEE | 0.00 | 6,733.60 |
| TEXAS FINE ARTS COMMISSION | 0.00 | 1,950.00 |
| TEXAS TOURIST DEVELOPMENT AGENCY | 0.00 | 3,530.00 |
| ADMIRAL NIMITZ MUSEUM | 0.00 | 600.00 |
| AMERICAN BICENTENNIAL REVOLUTION COMMISSION | 0.00 | 100.00 |
| 021 UTILITIES TELEPHONE AND TELEGRAPH | | |
| SENATE | 0.00 | 108,723.28 |
| HOUSE OF REPRESENTATIVES | 780.81 | 245,340.66 |
| LEGISLATIVE COUNCIL | 90.24 | 34.57 |
| SUPREME COURT | 0.00 | 3.39 |
| COURT OF CRIMINAL APPEALS | 0.00 | 4.11 |
| COURT OF CIVIL APPEALS--SECOND DIST | 0.00 | 193.80 |
| COURT OF CIVIL APPEALS--FIFTH DIST | 0.00 | 626.59 |
| COURT OF CIVIL APPEALS--SIXTH DIST | 0.00 | 254.03 |
| COURT OF CIVIL APPEALS--SEVENTH DIST | 0.00 | 659.83 |
| COURT OF CIVIL APPEALS--EIGHTH DIST | 0.00 | 414.00 |
| COURT OF CIVIL APPEALS--TENTH DIST | 0.00 | 796.75 |
| COURT OF CIVIL APPEALS--ELEVENTH DIST | 0.00 | 490.97 |
| COURT OF CIVIL APPEALS--TWELFTH DISTRICT | 0.00 | 890.03 |
| COURT OF CIVIL APPEALS--THIRTEENTH DISTRICT | 0.00 | 112.23 |
| GOVERNOR--EXECUTIVE | 0.00 | 19,311.49 |
| ATTORNEY GENERAL | 0.00 | 623.90 |
| BOARD OF CONTROL | 34,385.28 | 2,180,746.29 |
| GENERAL LAND OFFICE | 23.33 | 437.29 |
| LIBRARY | 0.00 | 1,237.41 |
| SECRETARY OF STATE | 0.00 | 1,434.53 |
| SECURITIES BOARD | 4.07 | 1,881.16 |
| COMMISSION FOR THE BLIND | 0.00 | 5,945.95 |
| GOOD NEIGHBOR COMMISSION | 0.00 | 48.85 |
| ADJUTANT GENERAL | 7,956.91 | 45,512.20 |
| VETERANS AFFAIRS COMMISSION | 0.00 | 612.77 |
| NATIONAL GUARD ARMORY BOARD | 0.00 | 149,569.36 |

FUND 001 GENERAL REVENUE FUND

EXPENDITURES:

| | REFUNDS RECEIVED EXPENDITURES | GROSS TOTAL EXPENDITURES |
|---|----------------------------------|-----------------------------|
| LAW ENFORCEMENT OFFICER STANDARDS & EDUCATION | 79.49 | 2,416.82 |
| BUREAU OF LABOR STATISTICS | 438.02 | 7,074.66 |
| INDUSTRIAL ACCIDENT BOARD | 0.00 | 1,619.23 |
| INDUSTRIAL COMMISSION | 0.00 | 119.07 |
| BOARD OF PRIVATE DETECTIVES ETC | 0.00 | 62.52 |
| DEPARTMENT OF HEALTH | 0.00 | 143,448.12 |
| U OF T-MD ANDERSON HOSPITAL & TUMOR INSTITUTE | 0.00 | 206,206.39 |
| BO OF EXAMINERS FOR HEARING AIDS | 0.00 | 16.80 |
| COMMISSION ON ALCOHOLISM | 0.00 | 24.72 |
| WATER QUALITY BOARD | 0.00 | 8,038.02 |
| DEPARTMENT OF AGRICULTURE | 17.96 | 54,137.84 |
| WATER RIGHTS COMMISSION | 0.00 | 1,181.29 |
| TEXAS ANIMAL HEALTH COMMISSION | 8.51 | 25.26 |
| AGRICULTURAL EXTENSION SERVICE | 0.00 | 21,157.22 |
| AGRICULTURAL EXPERIMENT STATION | 0.00 | 86,075.39 |
| VETERINARY MEDICAL DIAGNOSTIC LABORATORY | 0.00 | 16,437.22 |
| RODENT & PREDATORY ANIMAL CONTROL | 0.00 | 652.00 |
| RIO GRANDE COMPACT COMMISSION | 0.00 | 1,218.00 |
| WATER DEVELOPMENT BOARD | 0.00 | 3,491.28 |
| SOIL CONSERVATION BOARD | 0.00 | 1,227.30 |
| CORSICANA STATE HOME | 0.00 | 56,512.74 |
| WACO STATE HOME | 0.00 | 37,904.59 |
| BROWNWOOD STATE SCHOOL FOR GIRLS | 0.00 | 40,547.42 |
| MENTAL HEALTH & MENTAL RETARDATION | 0.00 | 116,968.39 |
| VERNON GERIATRIC CENTER | 0.00 | 83,831.40 |
| AMARILLO CTR FOR HUMAN DEVELOPMENT | 0.00 | 25,643.80 |
| BEAUMONT CTR FOR HUMAN DEVELOPMENT | 0.00 | 18,733.45 |
| RIO GRANDE STATE CENTER MHR | 0.00 | 36,488.80 |
| DENTON STATE SCHOOL | 0.00 | 150,443.53 |
| DALLAS MENTAL HEALTH CLINIC | 0.00 | 6,059.13 |
| COMMISSION FOR INDIAN AFFAIRS | 0.00 | 10,675.39 |
| FORT WORTH MENTAL HEALTH CLINIC | 0.00 | 5,690.65 |
| EAST TEXAS STATE CHEST HOSPITAL | 0.00 | 71,085.99 |
| RICHMOND STATE SCHOOL | 200.17 | 122,697.90 |
| LUFKIN STATE SCHOOL | 0.00 | 86,069.81 |
| CORPUS CHRISTI STATE SCHOOL | 0.00 | 69,369.13 |
| SAN ANGELO CENTER MHR | 0.00 | 69,185.73 |
| MEXIA STATE SCHOOL | 0.00 | 164,542.79 |
| SAN ANTONIO STATE CHEST HOSPITAL | 10.50 | 95,793.16 |
| KERRVILLE STATE HOSPITAL | 54.12 | 117,995.17 |
| TRAVIS STATE SCHOOL | 7.49 | 123,051.29 |
| ABILENE STATE SCHOOL | 0.00 | 179,436.01 |
| AUSTIN STATE HOSPITAL | 0.00 | 262,948.68 |
| AUSTIN STATE SCHOOL | 258.27 | 173,137.80 |
| RUSK STATE HOSPITAL | 0.00 | 133,169.49 |
| SAN ANTONIO STATE HOSPITAL | 27.32 | 166,636.24 |
| TERRELL STATE HOSPITAL | 0.00 | 242,950.51 |
| WICHITA FALLS STATE HOSPITAL | 0.00 | 181,820.74 |
| HARLINGEN STATE CHEST SANATORIUM | 0.00 | 64,324.05 |

FUND 001 GENERAL REVENUE FUND

EXPENDITURES:

| | REFUNDS RECEIVED EXPENDITURES | GROSS TOTAL EXPENDITURES |
|---|----------------------------------|-----------------------------|
| RESEARCH INSTITUTE OF MENTAL SCIENCES | 344.65 | 110,474.59 |
| BIG SPRING STATE HOSPITAL | 0.00 | 92,609.52 |
| LUBBOCK STATE SCHOOL | 0.00 | 68,178.34 |
| WEST TEXAS CHILDRENS HOME | 0.00 | 44,004.22 |
| GATESVILLE STATE SCHOOL FOR BOYS | 0.00 | 107,239.86 |
| GAINESVILLE STATE SCHOOL FOR GIRLS | 0.00 | 42,554.88 |
| CROCKETT STATE SCHOOL FOR GIRLS | 0.00 | 23,200.21 |
| YOUTH COUNCIL | 14.50 | 27,093.25 |
| MOUNT VIEW SCHOOL FOR BOYS | 0.00 | 34,537.75 |
| DEPARTMENT OF CORRECTIONS | 1,123.58 | 1,187,506.31 |
| BOARD OF PARDONS & PAROLES | 9.73 | 10,865.74 |
| TEXAS EDUCATION AGENCY | 0.00 | 110,716.90 |
| A & M UNIV SYSTEM ADMINISTRATION | 0.00 | 5,199.96 |
| A & M UNIVERSITY MAIN UNIVERSITY | 0.00 | 138,973.07 |
| ENGINEERING EXPERIMENT STATION & TRANSPR INST | 0.00 | 6,231.90 |
| TARLETON COLLEGE | 0.00 | 48,252.56 |
| U OF T AT ARLINGTON | 0.00 | 314,871.07 |
| PRAIRIE VIEW A & M COLLEGE | 600.63 | 153,504.78 |
| SOUTHERN UNIVERSITY | 0.00 | 36,991.58 |
| TEXAS MARITIME ACADEMY | 0.00 | 27,887.64 |
| TEXAS STATE TECHNICAL INSTITUTE | 104.29 | 10,279.65 |
| UNIVERSITY OF TEXAS AT AUSTIN | 0.00 | 1,951,680.55 |
| U OF T MEDICAL SCHOOL AT SAN ANTONIO | 0.00 | 426,085.74 |
| U OF T SCHOOL OF PUBLIC HEALTH AT HOUSTON | 0.00 | 26,022.37 |
| UNIV OF TEXAS POSTGRADUATE SCH OF MEDICINE | 0.00 | 11,948.51 |
| U OF T DENTAL SCHOOL AT HOUSTON | 0.00 | 39,805.12 |
| TEXAS SOUTHWESTERN MEDICAL SCHOOL | 0.00 | 340,238.87 |
| TEXAS WOMANS UNIVERSITY | 0.00 | 335,703.82 |
| A & I UNIVERSITY | 0.00 | 212,237.15 |
| TEXAS TECHNOLOGICAL UNIV | 0.00 | 1,364,835.08 |
| LAMAR UNIVERSITY | 0.00 | 286,907.89 |
| MIDWESTERN UNIVERSITY | 0.00 | 34,000.00 |
| PAN AMERICAN UNIVERSITY | 0.00 | 283,396.35 |
| ANGELO STATE UNIV | 0.00 | 43,273.16 |
| TEXAS TECH UNIVER SCHOOL OF MEDICINE | 0.00 | 1.10 |
| UT DENTAL BR AT SAN ANTONIO | 0.00 | 39,871.13 |
| UT MEDICAL SCHOOL AT HOUSTON | 0.00 | 15,932.21 |
| EAST TEXAS STATE UNIV | 0.00 | 170,520.79 |
| NORTH TEXAS STATE UNIVERSITY | 0.00 | 151.62 |
| SAM HOUSTON STATE UNIV | 0.00 | 311,999.23 |
| SOUTHWEST TEXAS STATE UNIV | 0.00 | 270,470.98 |
| S F AUSTIN STATE UNIV | 0.00 | 1,307.05 |
| SUL ROSS STATE UNIV | 0.00 | 127,996.64 |
| WEST TEXAS STATE UNIVERSITY | 0.00 | 99,087.19 |
| COORDINATING BOARD COLLEGE & UNIV SYSTEM | 0.00 | 8.40 |
| WESTERN INFORMATION NETWORK ASSOCIATION | 0.00 | 1,459.80 |
| PARKS AND WILD LIFE DEPARTMENT | 74.94 | 189,846.24 |
| HISTORICAL SURVEY COMMITTEE | 0.00 | 646.30 |
| TEXAS FINE ARTS COMMISSION | 0.00 | 4,958.11 |

FUND 001 GENERAL REVENUE FUND

EXPENDITURES:

| | REFUNDS RECEIVED | GROSS TOTAL |
|---|------------------|--------------|
| | EXPENDITURES | EXPENDITURES |
| TEXAS TOURIST DEVELOPMENT AGENCY | 0.00 | 157.39 |
| ADMIRAL NIMITZ MUSEUM | 0.00 | 1,337.93 |
| NATURAL FIBERS & FOOD PROTEIN COMMITTEE | 0.00 | 1,074.96 |
| AMERICAN BICENTENNIAL REVOLUTION COMMISSION | 0.00 | 288.67 |
| 022 TRANSPORTATION OF THINGS | | |
| SENATE | 0.00 | 5,755.75 |
| HOUSE OF REPRESENTATIVES | 0.00 | 334.09 |
| LEGISLATIVE COUNCIL | 0.00 | 60.00 |
| LEGISLATIVE BUDGET BOARD | 0.00 | 188.35 |
| LEGISLATIVE REFERENCE LIBRARY | 0.00 | 2,664.43 |
| SUPREME COURT | 0.00 | 4.05 |
| COURT OF CRIMINAL APPEALS | 0.00 | 5.00 |
| JUDICIAL COUNCIL | 0.00 | 2.20 |
| COURT OF CIVIL APPEALS-THIRD DIST | 0.00 | 12.35 |
| GOVERNOR-EXECUTIVE | 0.00 | 2,339.33 |
| ATTORNEY GENERAL | 0.00 | 71.69 |
| BOARD OF CONTROL | 0.00 | 2,193.58 |
| GENERAL LAND OFFICE | 0.00 | 10.20 |
| LIBRARY | 0.00 | 10.00 |
| SECRETARY OF STATE | 0.00 | 6,919.03 |
| TREASURER | 0.00 | 883.60 |
| SECURITIES BOARD | 0.00 | 17.00 |
| COMMISSION FOR THE BLIND | 0.00 | 404.54 |
| ADJUTANT GENERAL | 0.00 | 12.78 |
| LAW ENFORCEMENT OFFICER STANDARDS & EDUCATION | 0.00 | 402.75 |
| BUREAU OF LABOR STATISTICS | 0.00 | 233.75 |
| INDUSTRIAL ACCIDENT BOARD | 0.00 | 6,713.10 |
| INDUSTRIAL COMMISSION | 0.00 | 139.93 |
| DEPARTMENT OF HEALTH | 0.00 | 14,715.31 |
| U OF T-MD ANDERSON HOSPITAL & TUMOR INSTITUTE | 0.00 | 448.00 |
| COMMISSION ON ALCOHOLISM | 0.00 | 190.94 |
| WATER QUALITY BOARD | 0.00 | 62.30 |
| DEPARTMENT OF AGRICULTURE | 0.00 | 4,552.97 |
| WATER RIGHTS COMMISSION | 0.00 | 76.28 |
| TEXAS ANIMAL HEALTH COMMISSION | 0.00 | 92.14 |
| AGRICULTURAL EXPERIMENT STATION | 0.00 | 2,129.04 |
| VETERINARY MEDICAL DIAGNOSTIC LABORATORY | 0.00 | 4.20 |
| RIO GRANDE COMPACT COMMISSION | 0.00 | 6.00 |
| WATER DEVELOPMENT BOARD | 0.00 | 2,395.95 |
| CORSICANA STATE HOME | 0.00 | 4.10 |
| WACO STATE HOME | 0.00 | 2.70 |
| BROWNWOOD STATE SCHOOL FOR GIRLS | 0.00 | 4.75 |
| MENTAL HEALTH & MENTAL RETARDATION | 0.00 | 10,595.68 |
| VERNON GERIATRIC CENTER | 0.00 | 160.03 |
| AMARILLO CTR FOR HUMAN DEVELOPMENT | 0.00 | 31.30 |
| BEAUMONT CTR FOR HUMAN DEVELOPMENT | 0.00 | 71.50 |
| RIO GRANDE STATE CENTER MHR | 0.00 | 264.11 |
| DENTON STATE SCHOOL | 0.00 | 1,362.31 |
| DALLAS MENTAL HEALTH CLINIC | 0.00 | 10.25 |

FUND 001 GENERAL REVENUE FUND

EXPENDITURES:

| | REFUNDS RECEIVED EXPENDITURES | GROSS TOTAL EXPENDITURES |
|---------------------------------------|----------------------------------|-----------------------------|
| COMMISSION FOR INDIAN AFFAIRS | 0.00 | 6.00 |
| FORT WORTH MENTAL HEALTH CLINIC | 0.00 | 8.15 |
| FAST TEXAS STATE CHEST HOSPITAL | 0.00 | 262.65 |
| RICHMOND STATE SCHOOL | 0.00 | 181.56 |
| LUFKIN STATE SCHOOL | 108.40 | 778.87 |
| CORPUS CHRISTI STATE SCHOOL | 0.00 | 2,797.06 |
| SAN ANGELO CENTER MHR | 0.00 | 153.52 |
| MEXIA STATE SCHOOL | 0.00 | 118.04 |
| SAN ANTONIO STATE CHEST HOSPITAL | 0.00 | 21.00 |
| KERRVILLE STATE HOSPITAL | 0.00 | 51.75 |
| TRAVIS STATE SCHOOL | 0.00 | 89.46 |
| ABILENE STATE SCHOOL | 0.00 | 314.69 |
| AUSTIN STATE HOSPITAL | 0.00 | 2,037.28 |
| AUSTIN STATE SCHOOL | 0.00 | 779.16 |
| RUSK STATE HOSPITAL | 0.00 | 175.43 |
| SAN ANTONIO STATE HOSPITAL | 0.00 | 294.65 |
| TERRELL STATE HOSPITAL | 0.00 | 552.58 |
| WICHITA FALLS STATE HOSPITAL | 0.00 | 1,081.91 |
| HARLINGEN STATE CHEST SANATORIUM | 0.00 | 166.97 |
| RESEARCH INSTITUTE OF MENTAL SCIENCES | 0.00 | 500.95 |
| BIG SPRING STATE HOSPITAL | 0.00 | 221.12 |
| LUBBOCK STATE SCHOOL | 0.00 | 102.30 |
| WEST TEXAS CHILDRENS HOME | 0.00 | 30.30 |
| GATESVILLE STATE SCHOOL FOR BOYS | 0.00 | 258.49 |
| GAINESVILLE STATE SCHOOL FOR GIRLS | 0.00 | 173.92 |
| YOUTH COUNCIL | 0.00 | 224.50 |
| MOUNT VIEW SCHOOL FOR BOYS | 0.00 | 42.78 |
| DEPARTMENT OF CORRECTIONS | 460.52 | 5,711.71 |
| BOARD OF PARDONS & PAROLES | 0.00 | 505.22 |
| TEXAS EDUCATION AGENCY | 0.00 | 3.50 |
| A & M UNIV SYSTEM ADMINISTRATION | 0.00 | 22.72 |
| A & M UNIVERSITY MAIN UNIVERSITY | 0.00 | 4,325.57 |
| U OF T AT ARLINGTON | 0.00 | 919.39 |
| PRAIRIE VIEW A & M COLLEGE | 0.00 | 3,145.63 |
| SOUTHERN UNIVERSITY | 0.00 | 701.48 |
| TEXAS MARITIME ACADEMY | 0.00 | 210.00 |
| TEXAS STATE TECHNICAL INSTITUTE | 0.00 | 1,112.51 |
| UNIVERSITY OF TEXAS AT AUSTIN | 0.00 | 1,982.13 |
| U OF T MEDICAL SCHOOL AT SAN ANTONIO | 0.00 | 1,942.07 |
| U OF T DENTAL SCHOOL AT HOUSTON | 0.00 | 156.60 |
| TEXAS SOUTHWESTERN MEDICAL SCHOOL | 0.00 | 1,172.17 |
| A & I UNIVERSITY | 0.00 | 805.30 |
| TEXAS TECHNOLOGICAL UNIV | 0.00 | 2,202.81 |
| TEXAS TECH UNIVER SCHOOL OF MEDICINE | 0.00 | 1,982.68 |
| UT DENTAL BR AT SAN ANTONIO | 0.00 | 566.63 |
| UT MEDICAL SCHOOL AT HOUSTON | 0.00 | 729.47 |
| EAST TEXAS STATE UNIV | 0.00 | 844.14 |
| NORTH TEXAS STATE UNIVERSITY | 0.00 | 35.21 |
| SAM HOUSTON STATE UNIV | 0.00 | 48.36 |

FUND 001 GENERAL REVENUE FUND

EXPENDITURES:

| | REFUNDS RECEIVED EXPENDITURES | GROSS TOTAL EXPENDITURES |
|---|----------------------------------|-----------------------------|
| SUL ROSS STATE UNIV | 0.00 | 373.76 |
| WEST TEXAS STATE UNIVERSITY | 0.00 | 847.33 |
| COORDINATING BOARD COLLEGE & UNIV SYSTEM | 0.00 | 670.89 |
| WESTERN INFORMATION NETWORK ASSOCIATION | 0.00 | 15.60 |
| PARKS AND WILD LIFE DEPARTMENT | 0.00 | 639.41 |
| HISTORICAL SURVEY COMMITTEE | 0.00 | 51.95 |
| TEXAS FINE ARTS COMMISSION | 0.00 | 103.28 |
| TEXAS TOURIST DEVELOPMENT AGENCY | 0.00 | 2,492.75 |
| ADMIRAL NIMITZ MUSEUM | 0.00 | 4,304.95 |
| 023 REPAIRS TO BUILDINGS CONTRACT | | |
| BOARD OF CONTROL | 0.00 | 404.06 |
| NATIONAL GUARD ARMORY BOARD | 0.00 | 2,308.10 |
| U OF T-MD ANDERSON HOSPITAL & TUMOR INSTITUTE | 0.00 | 6,342.18 |
| AGRICULTURAL EXPERIMENT STATION | 0.00 | 222.50 |
| VETERINARY MEDICAL DIAGNOSTIC LABORATORY | 0.00 | 253.64 |
| CORSICANA STATE HOME | 0.00 | 765.80 |
| WACO STATE HOME | 0.00 | 1,240.00 |
| MENTAL HEALTH & MENTAL RETARDATION | 0.00 | 1,033.57 |
| AMARILLO CTR FOR HUMAN DEVELOPMENT | 0.00 | 735.00 |
| BEAUMONT CTR FOR HUMAN DEVELOPMENT | 0.00 | 752.19 |
| COMMISSION FOR INDIAN AFFAIRS | 0.00 | 100.40 |
| FORT WORTH MENTAL HEALTH CLINIC | 0.00 | 413.20 |
| EAST TEXAS STATE CHEST HOSPITAL | 0.00 | 886.60 |
| CORPUS CHRISTI STATE SCHOOL | 0.00 | 17.30 |
| SAN ANGELO CENTER MHMR | 0.00 | 20,476.03 |
| SAN ANTONIO STATE CHEST HOSPITAL | 0.00 | 5,372.00 |
| AUSTIN STATE HOSPITAL | 0.00 | 72.85 |
| AUSTIN STATE SCHOOL | 0.00 | 163.00 |
| RUSK STATE HOSPITAL | 0.00 | 100.00 |
| SAN ANTONIO STATE HOSPITAL | 0.00 | 51.60 |
| BIG SPRING STATE HOSPITAL | 0.00 | 28.42 |
| WEST TEXAS CHILDRENS HOME | 0.00 | 1,923.98 |
| TEXAS EDUCATION AGENCY | 0.00 | 1,877.65 |
| A & M UNIVERSITY MAIN UNIVERSITY | 0.00 | 996.43 |
| U OF T AT ARLINGTON | 0.00 | 57.60 |
| SOUTHERN UNIVERSITY | 0.00 | 792.00 |
| TEXAS STATE TECHNICAL INSTITUTE | 0.00 | 34,107.71 |
| U OF T MEDICAL SCHOOL AT SAN ANTONIO | 0.00 | 1,090.00 |
| TEXAS SOUTHWESTERN MEDICAL SCHOOL | 0.00 | 11,576.96 |
| TEXAS TECHNOLOGICAL UNIV | 0.00 | 10,973.93 |
| EAST TEXAS STATE UNIV | 0.00 | 21,003.68 |
| SAM HOUSTON STATE UNIV | 0.00 | 73.99 |
| SUL ROSS STATE UNIV | 0.00 | 296.00 |
| PARKS AND WILD LIFE DEPARTMENT | 0.00 | 26,841.46 |
| ADMIRAL NIMITZ MUSEUM | 0.00 | 746.46 |
| 024 REPAIRS OTHER CONTRACT | | |
| SENATE | 0.00 | 775.45 |
| HOUSE OF REPRESENTATIVES | 0.00 | 8,318.61 |
| LEGISLATIVE COUNCIL | 0.00 | 336.34 |

FUND 001 GENERAL REVENUE FUND

EXPENDITURES:

| | REFUNDS RECEIVED EXPENDITURES | GROSS TOTAL EXPENDITURES |
|---|----------------------------------|-----------------------------|
| LEGISLATIVE BUDGET BOARD | 0.00 | 17.25 |
| SUPREME COURT | 0.00 | 77.05 |
| COURT OF CIVIL APPEALS-FIRST DIST | 0.00 | 94.50 |
| COURT OF CIVIL APPEALS-FOURTH DIST | 0.00 | 94.75 |
| COURT OF CIVIL APPEALS-EIGHTH DIST | 0.00 | 45.00 |
| COURT OF CIVIL APPEALS-NINTH DIST | 0.00 | 8.50 |
| GOVERNOR-EXECUTIVE | 0.00 | 15,303.71 |
| ATTORNEY GENERAL | 0.00 | 330.01 |
| BOARD OF CONTROL | 0.00 | 39,935.65 |
| GENERAL LAND OFFICE | 0.00 | 929.67 |
| LIBRARY | 0.00 | 382.21 |
| SECRETARY OF STATE | 0.00 | 33.60 |
| AUDITOR | 0.00 | 477.83 |
| TREASURER | 0.00 | 326.25 |
| SECURITIES BOARD | 0.00 | 272.43 |
| ADJUTANT GENERAL | 0.00 | 280.51 |
| VETERANS AFFAIRS COMMISSION | 0.00 | 63.50 |
| NATIONAL GUARD ARMORY BOARD | 0.00 | 117.22 |
| LAW ENFORCEMENT OFFICER STANDARDS & EDUCATION | 0.00 | 55.66 |
| INDUSTRIAL ACCIDENT BOARD | 0.00 | 5.29 |
| DEPARTMENT OF HEALTH | 0.00 | 2,699.67 |
| U OF T-MO ANDERSON HOSPITAL & TUMOR INSTITUTE | 0.00 | 12,177.09 |
| COMMISSION ON ALCOHOLISM | 0.00 | 33.95 |
| WATER QUALITY BOARD | 0.00 | 943.95 |
| DEPARTMENT OF AGRICULTURE | 0.00 | 17,627.13 |
| WATER RIGHTS COMMISSION | 0.00 | 2,522.46 |
| TEXAS ANIMAL HEALTH COMMISSION | 0.00 | 1,763.65 |
| AGRICULTURAL EXPERIMENT STATION | 38.50 | 22,424.77 |
| VETERINARY MEDICAL DIAGNOSTIC LABORATORY | 0.00 | 423.12 |
| FOREST SERVICE | 0.00 | 243.66 |
| RODENT & PREDATORY ANIMAL CONTROL | 0.00 | 2,108.98 |
| WATER DEVELOPMENT BOARD | 0.00 | 28,787.73 |
| CORSICANA STATE HOME | 0.00 | 3,688.70 |
| WACO STATE HOME | 0.00 | 3,683.85 |
| BROWNWOOD STATE SCHOOL FOR GIRLS | 0.00 | 453.39 |
| MENTAL HEALTH & MENTAL RETARDATION | 122.55 | 55,420.65 |
| VERNON GERIATRIC CENTER | 0.00 | 453.22 |
| AMARILLO CTR FOR HUMAN DEVELOPMENT | 0.00 | 784.81 |
| BEAUMONT CTR FOR HUMAN DEVELOPMENT | 0.00 | 1,530.39 |
| RIO GRANDE STATE CENTER MHR | 0.00 | 1,079.37 |
| DENTON STATE SCHOOL | 0.00 | 11,114.85 |
| DALLAS MENTAL HEALTH CLINIC | 0.00 | 367.39 |
| COMMISSION FOR INDIAN AFFAIRS | 0.00 | 2,762.23 |
| FORT WORTH MENTAL HEALTH CLINIC | 0.00 | 83.87 |
| EAST TEXAS STATE CHEST HOSPITAL | 0.00 | 5,934.02 |
| RICHMOND STATE SCHOOL | 0.00 | 137.00 |
| LUFKIN STATE SCHOOL | 0.00 | 2,334.71 |
| CORPUS CHRISTI STATE SCHOOL | 0.00 | 1,214.89 |
| SAN ANGELO CENTER MHR | 0.00 | 865.58 |

FUND 001 GENERAL REVENUE FUND

EXPENDITURES:

REFUNDS RECEIVED
EXPENDITURESGROSS TOTAL
EXPENDITURES

| | | |
|--|-------|------------|
| MEXIA STATE SCHOOL | 0.00 | 145.05 |
| SAN ANTONIO STATE CHEST HOSPITAL | 0.00 | 8,880.13 |
| KERRVILLE STATE HOSPITAL | 0.00 | 6,270.59 |
| TRAVIS STATE SCHOOL | 0.00 | 4,314.01 |
| ABILENE STATE SCHOOL | 0.00 | 998.94 |
| AUSTIN STATE HOSPITAL | 0.00 | 2,729.74 |
| AUSTIN STATE SCHOOL | 0.00 | 1,074.31 |
| RUSK STATE HOSPITAL | 0.00 | 13,837.10 |
| SAN ANTONIO STATE HOSPITAL | 0.00 | 7,982.13 |
| TERRELL STATE HOSPITAL | 0.00 | 10,901.40 |
| WICHITA FALLS STATE HOSPITAL | 18.50 | 15,051.45 |
| HARLINGEN STATE CHEST SANATORIUM | 0.00 | 6,548.49 |
| RESEARCH INSTITUTE OF MENTAL SCIENCES | 0.00 | 5,904.58 |
| BIG SPRING STATE HOSPITAL | 0.00 | 4,633.38 |
| LUBBOCK STATE SCHOOL | 0.00 | 1,607.62 |
| WEST TEXAS CHILDRENS HOME | 0.00 | 823.06 |
| GATESVILLE STATE SCHOOL FOR BOYS | 0.00 | 2,449.90 |
| GAINESVILLE STATE SCHOOL FOR GIRLS | 0.00 | 4,489.82 |
| CROCKETT STATE SCHOOL FOR GIRLS | 0.00 | 538.83 |
| YOUTH COUNCIL | 0.00 | 442.32 |
| MOUNT VIEW SCHOOL FOR BOYS | 0.00 | 687.16 |
| DEPARTMENT OF CORRECTIONS | 0.00 | 107,921.11 |
| BOARD OF PARDONS & PAROLES | 0.00 | 695.81 |
| TEXAS EDUCATION AGENCY | 0.00 | 1,830.19 |
| A & M UNIV SYSTEM ADMINISTRATION | 0.00 | 162.30 |
| A & M UNIVERSITY MAIN UNIVERSITY | 0.00 | 21,166.84 |
| TARLETON COLLEGE | 0.00 | 1,677.36 |
| U OF T AT ARLINGTON | 0.00 | 3,449.80 |
| PRAIRIE VIEW A & M COLLEGE | 0.00 | 2,348.58 |
| SOUTHERN UNIVERSITY | 0.00 | 65.90 |
| TEXAS MARITIME ACADEMY | 0.00 | 994.46 |
| TEXAS STATE TECHNICAL INSTITUTE | 0.00 | 5,338.61 |
| UNIVERSITY OF TEXAS AT AUSTIN | 0.00 | 12,447.85 |
| U OF T MEDICAL SCHOOL AT SAN ANTONIO | 0.00 | 2,926.86 |
| U OF T SCHOOL OF PUBLIC HEALTH AT HOUSTON | 0.00 | 1,339.52 |
| UNIV OF TEXAS POSTGRADUATE SCH OF MEDICINE | 0.00 | 1,407.62 |
| U OF T DENTAL SCHOOL AT HOUSTON | 0.00 | 7,064.06 |
| TEXAS SOUTHWESTERN MEDICAL SCHOOL | 0.00 | 21,169.15 |
| TEXAS WOMANS UNIVERSITY | 0.00 | 14,276.37 |
| A & I UNIVERSITY | 0.00 | 4,699.13 |
| TEXAS TECHNOLOGICAL UNIV | 0.00 | 6,274.97 |
| ANGELO STATE UNIV | 0.00 | 244.62 |
| EAST TEXAS STATE UNIV | 0.00 | 4,922.12 |
| NORTH TEXAS STATE UNIVERSITY | 0.00 | 598.52 |
| SAM HOUSTON STATE UNIV | 0.00 | 1,837.20 |
| SOUTHWEST TEXAS STATE UNIV | 0.00 | 1,899.44 |
| S F AUSTIN STATE UNIV | 0.00 | 620.34 |
| SUL ROSS STATE UNIV | 0.00 | 742.51 |
| WEST TEXAS STATE UNIVERSITY | 0.00 | 12,321.51 |

FUND 001 GENERAL REVENUE FUND

EXPENDITURES:

| | REFUNDS RECEIVED EXPENDITURES | GROSS TOTAL EXPENDITURES |
|---|----------------------------------|-----------------------------|
| COORDINATING BOARD COLLEGE & UNIV SYSTEM | 0.00 | 20.25 |
| PARKS AND WILD LIFE DEPARTMENT | 0.00 | 44,716.45 |
| HISTORICAL SURVEY COMMITTEE | 0.00 | 772.67 |
| TEXAS FINE ARTS COMMISSION | 0.00 | 201.00 |
| ADMIRAL NIMITZ MUSEUM | 0.00 | 128.71 |
| 025 TRAVEL EXPENSE | | |
| SENATE | 0.00 | 66,240.00 |
| HOUSE OF REPRESENTATIVES | 60.40 | 178,288.31 |
| LEGISLATIVE COUNCIL | 0.00 | 21,141.38 |
| LEGISLATIVE BUDGET BOARD | 0.00 | 6,627.63 |
| LEGISLATIVE REFERENCE LIBRARY | 0.00 | 739.33 |
| COMMISSION ON UNIFORM STATE LAWS | 0.00 | 1,043.54 |
| SUPREME COURT | 0.00 | 1,237.52 |
| COURT OF CRIMINAL APPEALS | 0.00 | 1,254.07 |
| JUDICIAL COUNCIL | 0.00 | 2,867.65 |
| COURT OF CIVIL APPEALS-FIRST DIST | 0.00 | 197.97 |
| COURT OF CIVIL APPEALS-SECOND DIST | 0.00 | 126.04 |
| COURT OF CIVIL APPEALS-THIRD DIST | 0.00 | 221.40 |
| COURT OF CIVIL APPEALS-FOURTH DIST | 0.00 | 274.69 |
| COURT OF CIVIL APPEALS-FIFTH DIST | 0.00 | 365.09 |
| COURT OF CIVIL APPEALS-SIXTH DIST | 0.00 | 114.50 |
| COURT OF CIVIL APPEALS-SEVENTH DIST | 0.00 | 412.17 |
| COURT OF CIVIL APPEALS-EIGHTH DIST | 0.00 | 220.35 |
| COURT OF CIVIL APPEALS-NINTH DIST | 0.00 | 284.43 |
| COURT OF CIVIL APPEALS-TENTH DIST | 0.00 | 199.24 |
| COURT OF CIVIL APPEALS-ELEVENTH DIST | 0.00 | 138.40 |
| COURT OF CIVIL APPEALS-TWELFTH DISTRICT | 0.00 | 439.10 |
| COURT OF CIVIL APPEALS-THIRTEENTH DISTRICT | 0.00 | 335.73 |
| COURT OF CIVIL APPEALS-FOURTEENTH DIST | 0.00 | 208.75 |
| DISTRICT COURTS COMPTROLLERS JUDICIARY SEC | 9.20 | 159,690.53 |
| JUDICIAL QUALIFICATIONS COMMISSION | 0.00 | 2,869.94 |
| GOVERNOR-EXECUTIVE | 0.00 | 87,103.84 |
| ATTORNEY GENERAL | 30.00 | 94,272.39 |
| BOARD OF CONTROL | 0.00 | 14,723.55 |
| GENERAL LAND OFFICE | 0.00 | 109,964.91 |
| LIBRARY | 0.00 | 5,602.22 |
| SECRETARY OF STATE | 0.00 | 11,897.22 |
| AUDITOR | 0.00 | 84,036.04 |
| TREASURER | 0.00 | 793.75 |
| SECURITIES BOARD | 0.00 | 20,163.43 |
| BOARD OF MANAGERS STATE RAILROAD | 0.00 | 182.90 |
| COMMISSION FOR THE BLIND | 0.00 | 62,959.83 |
| FIREMENS PENSION COMMISSION | 0.00 | 795.74 |
| GOOD NEIGHBOR COMMISSION | 0.00 | 3,771.78 |
| MASS TRANSPORTATION COMMISSION | 0.00 | 1,545.05 |
| ADJUTANT GENERAL | 0.00 | 30,499.21 |
| VETERANS AFFAIRS COMMISSION | 0.00 | 31,770.30 |
| NATIONAL GUARD ARMORY BOARD | 0.00 | 10,733.75 |
| LAW ENFORCEMENT OFFICER STANDARDS & EDUCATION | 0.00 | 27,489.00 |

FUND 001 GENERAL REVENUE FUND

EXPENDITURES:

REFUNDS RECEIVED
EXPENDITURESGROSS TOTAL
EXPENDITURES

| | | |
|---|-------|------------|
| FIRE PROTECTION PERSONNEL STANDARDS & EDUC | 0.00 | 3,743.46 |
| BUREAU OF LABOR STATISTICS | 0.00 | 89,673.04 |
| INDUSTRIAL ACCIDENT BOARD | 0.00 | 565.63 |
| INDUSTRIAL COMMISSION | 0.00 | 35,026.35 |
| BOARD OF PRIVATE DETECTIVES ETC | 0.00 | 5,150.28 |
| DEPARTMENT OF HEALTH | 43.52 | 982,823.11 |
| BD OF EXAMINERS FOR HEARING AIDS | 0.00 | 6,258.12 |
| COMMISSION ON ALCOHOLISM | 0.00 | 28,933.51 |
| WATER QUALITY BOARD | 0.00 | 146,113.21 |
| AIR CONTROL BOARD | 0.00 | 6,162.58 |
| DEPARTMENT OF AGRICULTURE | 0.00 | 130,352.10 |
| WATER RIGHTS COMMISSION | 0.00 | 41,823.90 |
| TEXAS ANIMAL HEALTH COMMISSION | 0.00 | 443,699.65 |
| AGRICULTURAL EXTENSION SERVICE | 0.00 | 986.30 |
| AGRICULTURAL EXPERIMENT STATION | 0.00 | 76,612.30 |
| VETERINARY MEDICAL DIAGNOSTIC LABORATORY | 0.00 | 3,314.56 |
| RODENT & PREDATORY ANIMAL CONTROL | 0.00 | 138,134.60 |
| RIO GRANDE COMPACT COMMISSION | 0.00 | 4,059.16 |
| WATER DEVELOPMENT BOARD | 0.00 | 113,107.63 |
| WATER WELL DRILLERS BOARD | 0.00 | 3,755.33 |
| SABINE RIVER COMPACT COMMISSION | 0.00 | 616.59 |
| SOIL CONSERVATION BOARD | 0.00 | 169,916.76 |
| CANADIAN RED AND SABINE RIVERS COMPACT COMM | 0.00 | 397.77 |
| CANADIAN RIVER COMMISSION | 0.00 | 1,041.16 |
| PECOS RIVER COMPACT COMMISSION | 0.00 | 896.54 |
| CORSICANA STATE HOME | 0.00 | 3,774.34 |
| WACO STATE HOME | 0.00 | 5,371.12 |
| BROWNWOOD STATE SCHOOL FOR GIRLS | 0.00 | 4,110.99 |
| MENTAL HEALTH & MENTAL RETARDATION | 0.00 | 171,101.17 |
| VERNON GERIATRIC CENTER | 0.00 | 11,565.44 |
| AMARILLO CTR FOR HUMAN DEVELOPMENT | 0.00 | 11,704.83 |
| BEAUMONT CTR FOR HUMAN DEVELOPMENT | 0.00 | 9,400.29 |
| RIO GRANDE STATE CENTER MHRM | 10.00 | 35,803.82 |
| DENTON STATE SCHOOL | 0.00 | 8,304.91 |
| DALLAS MENTAL HEALTH CLINIC | 0.00 | 1,136.68 |
| COMMISSION FOR INDIAN AFFAIRS | 0.00 | 5,576.59 |
| FORT WORTH MENTAL HEALTH CLINIC | 0.00 | 1,167.13 |
| EAST TEXAS STATE CHEST HOSPITAL | 0.00 | 5,757.00 |
| RICHMOND STATE SCHOOL | 0.00 | 7,187.03 |
| LUFKIN STATE SCHOOL | 0.00 | 4,835.04 |
| CORPUS CHRISTI STATE SCHOOL | 0.00 | 12,597.24 |
| SAN ANGELO CENTER MHRM | 0.00 | 7,415.40 |
| MEXIA STATE SCHOOL | 0.00 | 7,500.00 |
| SAN ANTONIO STATE CHEST HOSPITAL | 0.00 | 8,636.78 |
| KERRVILLE STATE HOSPITAL | 0.00 | 8,700.36 |
| TRAVIS STATE SCHOOL | 0.00 | 5,168.32 |
| ABILENE STATE SCHOOL | 86.80 | 9,850.40 |
| AUSTIN STATE HOSPITAL | 0.00 | 8,904.64 |
| AUSTIN STATE SCHOOL | 0.00 | 7,510.83 |

FUND 001 GENERAL REVENUE FUND

EXPENDITURES:

| | REFUNDS RECEIVED EXPENDITURES | GROSS TOTAL EXPENDITURES |
|---|----------------------------------|-----------------------------|
| RUSK STATE HOSPITAL | 65.00 | 9,145.94 |
| SAN ANTONIO STATE HOSPITAL | 37.00 | 12,288.66 |
| TERRELL STATE HOSPITAL | 0.00 | 8,293.50 |
| WICHITA FALLS STATE HOSPITAL | 2.00 | 12,505.02 |
| HARLINGEN STATE CHEST SANATORIUM | 0.00 | 3,858.09 |
| RESEARCH INSTITUTE OF MENTAL SCIENCES | 0.00 | 13,986.39 |
| BIG SPRING STATE HOSPITAL | 0.00 | 8,191.05 |
| LUBBOCK STATE SCHOOL | 0.00 | 6,719.01 |
| WEST TEXAS CHILDRENS HOME | 0.00 | 4,882.46 |
| GATESVILLE STATE SCHOOL FOR BOYS | 0.00 | 5,267.43 |
| GAINESVILLE STATE SCHOOL FOR GIRLS | 0.00 | 3,449.63 |
| CROCKETT STATE SCHOOL FOR GIRLS | 0.00 | 2,606.44 |
| YOUTH COUNCIL | 0.00 | 102,819.45 |
| MOUNT VIEW SCHOOL FOR BOYS | 0.00 | 2,996.94 |
| DEPARTMENT OF CORRECTIONS | 25.02 | 51,242.51 |
| BOARD OF PARDONS & PAROLES | 0.00 | 126,904.33 |
| TEXAS EDUCATION AGENCY | 0.00 | 5,650.37 |
| A & M UNIV SYSTEM ADMINISTRATION | 0.00 | 7,813.99 |
| A & M UNIVERSITY MAIN UNIVERSITY | 0.00 | 7,813.99 |
| ENGINEERING EXPERIMENT STATION & TRANSPR INST | 238.28 | 162,294.51 |
| U OF T AT ARLINGTON | 0.00 | 11,825.64 |
| PRAIRIE VIEW A & M COLLEGE | 0.00 | 24,617.63 |
| ENGINEERING EXTENSION SERVICE | 0.00 | 14,108.68 |
| SOUTHERN UNIVERSITY | 0.00 | 9,964.67 |
| TEXAS MARITIME ACADEMY | 0.00 | 12,388.21 |
| TEXAS STATE TECHNICAL INSTITUTE | 0.00 | 2,934.46 |
| UNIVERSITY OF TEXAS AT AUSTIN | 114.74 | 36,517.04 |
| U OF T MEDICAL SCHOOL AT SAN ANTONIO | 0.00 | 59,431.63 |
| TEXAS SOUTHWESTERN MEDICAL SCHOOL | 0.00 | 33,242.47 |
| TEXAS WOMANS UNIVERSITY | 0.00 | 69.65 |
| A & I UNIVERSITY | 0.00 | 38,763.62 |
| TEXAS TECHNOLOGICAL UNIV | 0.00 | 20,427.35 |
| ANGELO STATE UNIV | 0.00 | 77,537.08 |
| UNIV OF TEXAS AT DALLAS | 0.00 | 79.74 |
| TEXAS TECH UNIVER SCHOOL OF MEDICINE | 0.00 | 144.49 |
| UT DENTAL BR AT SAN ANTONIO | 105.00 | 15,015.86 |
| UT MEDICAL SCHOOL AT HOUSTON | 0.00 | 8,007.10 |
| EAST TEXAS STATE UNIV | 0.00 | 12,648.42 |
| NORTH TEXAS STATE UNIVERSITY | 0.00 | 63,755.90 |
| SAM HOUSTON STATE UNIV | 0.00 | 4,009.25 |
| SOUTHWEST TEXAS STATE UNIV | 0.00 | 38,789.63 |
| S F AUSTIN STATE UNIV | 0.00 | 36,152.13 |
| SUL ROSS STATE UNIV | 0.00 | 2,517.14 |
| WEST TEXAS STATE UNIVERSITY | 0.00 | 11,060.44 |
| BOARD OF REGENTS STATE SENIOR COLLEGES | 0.00 | 24,819.48 |
| COORDINATING BOARD COLLEGE & UNIV SYSTEM | 0.00 | 5,094.91 |
| WESTERN INFORMATION NETWORK ASSOCIATION | 0.00 | 33,346.00 |
| PARKS AND WILD LIFE DEPARTMENT | 0.00 | 1,736.89 |
| HISTORICAL SURVEY COMMITTEE | 47.90 | 95,130.56 |
| | 0.00 | 24,393.02 |

FUND 001 GENERAL REVENUE FUND

EXPENDITURES:

REFUNDS RECEIVED
EXPENDITURESGROSS TOTAL
EXPENDITURES

026

| | | |
|---|--------|------------|
| TEXAS FINE ARTS COMMISSION | 0.00 | 9,457.07 |
| TEXAS TOURIST DEVELOPMENT AGENCY | 0.00 | 25,739.01 |
| ADMIRAL NIMITZ MUSEUM | 0.00 | 420.40 |
| NATURAL FIBERS & FOOD PROTEIN COMMITTEE | 0.00 | 3,479.38 |
| AMERICAN BICENTENNIAL REVOLUTION COMMISSION | 0.00 | 272.05 |
| RENTS | | |
| SENATE | 0.00 | 171,652.09 |
| HOUSE OF REPRESENTATIVES | 339.02 | 246,144.05 |
| LEGISLATIVE COUNCIL | 0.00 | 48,800.17 |
| LEGISLATIVE BUDGET BOARD | 0.00 | 9,968.27 |
| LEGISLATIVE REFERENCE LIBRARY | 0.00 | 2,744.64 |
| SUPREME COURT | 0.00 | 815.65 |
| COURT OF CRIMINAL APPEALS | 0.00 | 36.00 |
| JUDICIAL COUNCIL | 0.00 | 21.60 |
| STATE ATTY BEFORE COURT OF CRIMINAL APPEALS | 0.00 | 21.60 |
| COURT OF CIVIL APPEALS-THIRD DIST | 0.00 | 28.80 |
| COURT OF CIVIL APPEALS-SEVENTH DIST | 0.00 | 486.00 |
| COURT OF CIVIL APPEALS-ELEVENTH DIST | 0.00 | 15.75 |
| COURT OF CIVIL APPEALS-THIRTEENTH DISTRICT | 0.00 | 34.80 |
| JUDICIAL QUALIFICATIONS COMMISSION | 0.00 | 10.80 |
| GOVERNOR-EXECUTIVE | 0.00 | 63,523.83 |
| ATTORNEY GENERAL | 0.00 | 16,756.60 |
| BOARD OF CONTROL | 72.30 | 82,137.70 |
| GENERAL LAND OFFICE | 0.00 | 24,397.57 |
| LIBRARY | 0.00 | 27,227.71 |
| SECRETARY OF STATE | 0.00 | 23,653.20 |
| AUDITOR | 0.00 | 1,066.58 |
| TREASURER | 0.00 | 38,122.17 |
| SECURITIES BOARD | 0.00 | 20,776.33 |
| COMMISSION FOR THE BLIND | 0.00 | 12,627.44 |
| GOOD NEIGHBOR COMMISSION | 0.00 | 3,598.74 |
| ADJUTANT GENERAL | 0.00 | 254,517.54 |
| VETERANS AFFAIRS COMMISSION | 0.00 | 163.18 |
| NATIONAL GUARD ARMORY BOARD | 0.00 | 5,076.60 |
| LAW ENFORCEMENT OFFICER STANDARDS & EDUCATION | 0.00 | 3,261.60 |
| BUREAU OF LABOR STATISTICS | 0.00 | 9,566.12 |
| INDUSTRIAL ACCIDENT BOARD | 0.00 | 10,678.86 |
| INDUSTRIAL COMMISSION | 0.00 | 9,792.71 |
| BOARD OF PRIVATE DETECTIVES ETC | 0.00 | 360.27 |
| DEPARTMENT OF HEALTH | 0.00 | 208,286.36 |
| U OF T-MD ANDERSON HOSPITAL & TUMOR INSTITUTE | 0.00 | 17,267.90 |
| BD OF EXAMINERS FOR HEARING AIDS | 0.00 | 2,446.19 |
| COMMISSION ON ALCOHOLISM | 0.00 | 1,949.96 |
| WATER QUALITY BOARD | 0.00 | 81,140.00 |
| AIR CONTROL BOARD | 0.00 | 20,894.20 |
| DEPARTMENT OF AGRICULTURE | 0.00 | 186,129.62 |
| WATER RIGHTS COMMISSION | 0.00 | 15,283.91 |
| TEXAS ANIMAL HEALTH COMMISSION | 0.00 | 770.09 |
| AGRICULTURAL EXPERIMENT STATION | 0.00 | 39,260.89 |

FUND 001 GENERAL REVENUE FUND

EXPENDITURES:

| | REFUNDS RECEIVED EXPENDITURES | GROSS TOTAL EXPENDITURES |
|---|----------------------------------|-----------------------------|
| VETERINARY MEDICAL DIAGNOSTIC LABORATORY | 0.00 | 2,091.60 |
| FOREST SERVICE | 0.00 | 3,795.41 |
| WATER DEVELOPMENT BOARD | 0.00 | 574,116.80 |
| SOIL CONSERVATION BOARD | 0.00 | 4,210.98 |
| CORSICANA STATE HOME | 0.00 | 1,107.15 |
| WACO STATE HOME | 0.00 | 544.57 |
| BROWNWOOD STATE SCHOOL FOR GIRLS | 0.00 | 449.27 |
| MENTAL HEALTH & MENTAL RETARDATION | 0.00 | 526,919.77 |
| VERNON GERIATRIC CENTER | 0.00 | 1,670.99 |
| AMARILLO CTR FOR HUMAN DEVELOPMENT | 0.00 | 2,588.36 |
| BEAUMONT CTR FOR HUMAN DEVELOPMENT | 0.00 | 166.83 |
| RIO GRANDE STATE CENTER MHR | 0.00 | 717.47 |
| DENTON STATE SCHOOL | 0.00 | 16,860.76 |
| COMMISSION FOR INDIAN AFFAIRS | 0.00 | 1,170.73 |
| FORT WORTH MENTAL HEALTH CLINIC | 0.00 | 40.00 |
| EAST TEXAS STATE CHEST HOSPITAL | 0.00 | 3,338.56 |
| RICHMOND STATE SCHOOL | 0.00 | 4,522.66 |
| LUFKIN STATE SCHOOL | 0.00 | 3,992.51 |
| CORPUS CHRISTI STATE SCHOOL | 0.00 | 1,195.05 |
| SAN ANGELO CENTER MHR | 0.00 | 3,846.23 |
| MEXIA STATE SCHOOL | 0.00 | 9,768.80 |
| SAN ANTONIO STATE CHEST HOSPITAL | 0.00 | 16,010.54 |
| KERRVILLE STATE HOSPITAL | 0.00 | 12,759.79 |
| TRAVIS STATE SCHOOL | 0.00 | 4,638.08 |
| ABILENE STATE SCHOOL | 0.00 | 6,914.79 |
| AUSTIN STATE HOSPITAL | 0.00 | 17,247.73 |
| AUSTIN STATE SCHOOL | 0.00 | 3,179.48 |
| RUSK STATE HOSPITAL | 0.00 | 4,415.68 |
| SAN ANTONIO STATE HOSPITAL | 0.00 | 9,577.78 |
| TERRELL STATE HOSPITAL | 0.00 | 3,545.34 |
| WICHITA FALLS STATE HOSPITAL | 0.00 | 13,647.68 |
| HARLINGEN STATE CHEST SANATORIUM | 0.00 | 5,429.38 |
| RESEARCH INSTITUTE OF MENTAL SCIENCES | 0.00 | 395,084.34 |
| BIG SPRING STATE HOSPITAL | 0.00 | 6,101.60 |
| LUBBOCK STATE SCHOOL | 0.00 | 3,641.31 |
| WEST TEXAS CHILDRENS HOME | 0.00 | 1,393.27 |
| GATESVILLE STATE SCHOOL FOR BOYS | 0.00 | 1,734.50 |
| GAINESVILLE STATE SCHOOL FOR GIRLS | 0.00 | 520.15 |
| CROCKETT STATE SCHOOL FOR GIRLS | 0.00 | 892.66 |
| YOUTH COUNCIL | 0.00 | 32,996.88 |
| MOUNT VIEW SCHOOL FOR BOYS | 0.00 | 1,129.64 |
| DEPARTMENT OF CORRECTIONS | 552.28 | 203,027.14 |
| BOARD OF PARDONS & PAROLES | 0.00 | 31,573.71 |
| TEXAS EDUCATION AGENCY | 0.00 | 14,878.90 |
| A & M UNIV SYSTEM ADMINISTRATION | 0.00 | 1,727.60 |
| A & M UNIVERSITY MAIN UNIVERSITY | 0.00 | 208,442.88 |
| ENGINEERING EXPERIMENT STATION & TRANSPR INST | 0.00 | 242,141.58 |
| TARLETON COLLEGE | 0.00 | 1,291.40 |
| U OF T AT ARLINGTON | 0.00 | 42,873.28 |

FUND 001 GENERAL REVENUE FUND

EXPENDITURES:

| | REFUNDS RECEIVED EXPENDITURES | GROSS TOTAL EXPENDITURES |
|---|----------------------------------|-----------------------------|
| PRAIRIE VIEW A & M COLLEGE | 0.00 | 27,380.61 |
| SOUTHERN UNIVERSITY | 0.00 | 16,620.46 |
| TEXAS MARITIME ACADEMY | 0.00 | 1,443.74 |
| TEXAS STATE TECHNICAL INSTITUTE | 0.00 | 48,528.35 |
| UNIVERSITY OF TEXAS AT AUSTIN | 0.00 | 37,011.28 |
| U OF T MEDICAL SCHOOL AT SAN ANTONIO | 0.00 | 40,192.13 |
| U OF T MEDICAL BRANCH AT GALVESTON | 0.00 | 1,294.13 |
| U OF T SCHOOL OF PUBLIC HEALTH AT HOUSTON | 0.00 | 98,959.58 |
| UNIV OF TEXAS POSTGRADUATE SCH OF MEDICINE | 0.00 | 66,362.90 |
| U OF T DENTAL SCHOOL AT HOUSTON | 0.00 | 6,568.14 |
| TEXAS SOUTHWESTERN MEDICAL SCHOOL | 0.00 | 68,049.57 |
| TEXAS WOMANS UNIVERSITY | 0.00 | 56,876.14 |
| A & I UNIVERSITY | 0.00 | 73,240.28 |
| TEXAS TECHNOLOGICAL UNIV | 0.00 | 32,848.00 |
| MIDWESTERN UNIVERSITY | 0.00 | 383.00 |
| ANGELO STATE UNIV | 0.00 | 629.85 |
| TEXAS TECH UNIVER SCHOOL OF MEDICINE | 0.00 | 2,492.61 |
| UT DENTAL BR AT SAN ANTONIO | 0.00 | 654.28 |
| UT MEDICAL SCHOOL AT HOUSTON | 0.00 | 26,012.64 |
| EAST TEXAS STATE UNIV | 0.00 | 78,894.89 |
| NORTH TEXAS STATE UNIVERSITY | 0.00 | 10,528.15 |
| SAM HOUSTON STATE UNIV | 0.00 | 14,525.76 |
| SOUTHWEST TEXAS STATE UNIV | 0.00 | 31,127.56 |
| S F AUSTIN STATE UNIV | 0.00 | 1,175.81 |
| SUL ROSS STATE UNIV | 0.00 | 2,074.23 |
| WEST TEXAS STATE UNIVERSITY | 0.00 | 39,952.27 |
| BOARD OF REGENTS STATE SENIOR COLLEGES | 0.00 | 743.80 |
| COORDINATING BOARD COLLEGE & UNIV SYSTEM | 0.00 | 135,101.43 |
| PARKS AND WILD LIFE DEPARTMENT | 0.00 | 1,069.23 |
| HISTORICAL SURVEY COMMITTEE | 0.00 | 2,044.69 |
| TEXAS FINE ARTS COMMISSION | 0.00 | 3,814.70 |
| TEXAS TOURIST DEVELOPMENT AGENCY | 0.00 | 10,402.77 |
| ADMIRAL NIMITZ MUSEUM | 0.00 | 7.20 |
| NATURAL FIBERS & FOOD PROTEIN COMMITTEE | 0.00 | 1,335.42 |
| 027 SURETY BOND PREMIUMS | | |
| COURT OF CRIMINAL APPEALS | 0.00 | 25.00 |
| COURT OF CIVIL APPEALS--SECOND DIST | 0.00 | 23.00 |
| COURT OF CIVIL APPEALS--THIRD DIST | 0.00 | 50.00 |
| COURT OF CIVIL APPEALS--FOURTH DIST | 0.00 | 35.00 |
| COURT OF CIVIL APPEALS--SEVENTH DIST | 0.00 | 9.00 |
| COURT OF CIVIL APPEALS--EIGHTH DIST | 0.00 | 69.00 |
| COURT OF CIVIL APPEALS--NINTH DIST | 0.00 | 53.00 |
| COURT OF CIVIL APPEALS--TENTH DIST | 0.00 | 25.00 |
| COURT OF CIVIL APPEALS--ELEVENTH DIST | 0.00 | 52.00 |
| COURT OF CIVIL APPEALS--THIRTEENTH DISTRICT | 0.00 | 35.00 |
| COURT OF CIVIL APPEALS--FOURTEENTH DIST | 0.00 | 92.00 |
| ATTORNEY GENERAL | 0.00 | 1,066.65 |
| BOARD OF CONTROL | 0.00 | 27.00 |
| GENERAL LAND OFFICE | 0.00 | 1,673.00 |

FUND 001 GENERAL REVENUE FUND

EXPENDITURES:

| | REFUNDS RECEIVED EXPENDITURES | GROSS TOTAL EXPENDITURES |
|--|----------------------------------|-----------------------------|
| SECRETARY OF STATE | 0.00 | 93.00 |
| ADJUTANT GENERAL | 0.00 | 66.00 |
| BUREAU OF LABOR STATISTICS | 0.00 | 176.98 |
| WATER QUALITY BOARD | 0.00 | 627.00 |
| AGRICULTURAL EXTENSION SERVICE | 0.00 | 124.97 |
| AGRICULTURAL EXPERIMENT STATION | 0.00 | 683.38 |
| RODENT & PREDATORY ANIMAL CONTROL | 0.00 | 1.23 |
| RIO GRANDE COMPACT COMMISSION | 0.00 | 70.00 |
| CORSICANA STATE HOME | 10.60 | 64.00 |
| WACO STATE HOME | 12.20 | 52.00 |
| COMMISSION FOR INDIAN AFFAIRS | 0.00 | 76.00 |
| WEST TEXAS CHILDRENS HOME | 7.40 | 53.00 |
| GAINESVILLE STATE SCHOOL FOR GIRLS | 12.80 | 60.00 |
| CROCKETT STATE SCHOOL FOR GIRLS | 8.60 | 52.00 |
| YOUTH COUNCIL | 13.80 | 74.00 |
| MOUNT VIEW SCHOOL FOR BOYS | 14.60 | 63.00 |
| A & M UNIV SYSTEM ADMINISTRATION | 0.00 | 152.06 |
| A & M UNIVERSITY MAIN UNIVERSITY | 0.00 | 40.00 |
| TARLETON COLLEGE | 0.00 | 294.04 |
| PRAIRIE VIEW A & M COLLEGE | 0.00 | 5.00 |
| SOUTHERN UNIVERSITY | 0.00 | 665.00 |
| TEXAS MARITIME ACADEMY | 0.00 | 10.67 |
| U OF T MEDICAL SCHOOL AT SAN ANTONIO | 0.00 | 24.50 |
| TEXAS SOUTHWESTERN MEDICAL SCHOOL | 0.00 | 278.00 |
| 028 OTHER OPERATING EXPENSES | | |
| SENATE | 0.00 | 72,759.94 |
| HOUSE OF REPRESENTATIVES | 153.52 | 119,626.55 |
| LEGISLATIVE COUNCIL | 0.00 | 37,313.28 |
| LEGISLATIVE BUDGET BOARD | 0.00 | 13,142.31 |
| LEGISLATIVE REFERENCE LIBRARY | 15.60 | 8,883.56 |
| COMMISSION ON UNIFORM STATE LAWS | 0.00 | 3,850.00 |
| SUPREME COURT | 0.00 | 383.92 |
| COURT OF CRIMINAL APPEALS | 0.00 | 339.75 |
| JUDICIAL COUNCIL | 0.00 | 199.49 |
| COURT OF CIVIL APPEALS-FIRST DIST | 0.00 | 13.05 |
| COURT OF CIVIL APPEALS-SECOND DIST | 0.00 | 178.50 |
| COURT OF CIVIL APPEALS-THIRD DIST | 0.00 | 272.41 |
| COURT OF CIVIL APPEALS-FOURTH DIST | 0.00 | 468.11 |
| COURT OF CIVIL APPEALS-FIFTH DIST | 0.00 | 42.40 |
| COURT OF CIVIL APPEALS-SIXTH DIST | 0.00 | 254.94 |
| COURT OF CIVIL APPEALS-SEVENTH DIST | 0.00 | 1,064.50 |
| COURT OF CIVIL APPEALS-EIGHTH DIST | 0.00 | 295.25 |
| COURT OF CIVIL APPEALS-NINTH DIST | 0.00 | 66.17 |
| COURT OF CIVIL APPEALS-TENTH DIST | 0.00 | 175.45 |
| COURT OF CIVIL APPEALS-ELEVENTH DIST | 0.00 | 106.00 |
| COURT OF CIVIL APPEALS-TWELFTH DISTRICT | 0.00 | 92.85 |
| COURT OF CIVIL APPEALS-THIRTEENTH DISTRICT | 0.00 | 1,040.74 |
| COURT OF CIVIL APPEALS-FOURTEENTH DIST | 0.00 | 100.35 |
| JUDICIAL QUALIFICATIONS COMMISSION | 0.00 | 877.99 |

FUND 001 GENERAL REVENUE FUND

EXPENDITURES:

| | REFUNDS RECEIVED EXPENDITURES | GROSS TOTAL EXPENDITURES |
|---|----------------------------------|-----------------------------|
| GOVERNOR-EXECUTIVE | 47.61 | 354,285.28 |
| ATTORNEY GENERAL | 0.00 | 146,462.75 |
| BOARD OF CONTROL | 9.00 | 88,930.70 |
| COMPTROLLER OF PUBLIC ACCOUNTS | 0.00 | 113.94 |
| GENERAL LAND OFFICE | 0.00 | 31,827.03 |
| LIBRARY | 0.00 | 46,975.65 |
| SECRETARY OF STATE | 0.00 | 223,410.48 |
| AUDITOR | 0.00 | 1,270.45 |
| TREASURER | 0.00 | 24,424.69 |
| SECURITIES BOARD | 0.00 | 5,480.45 |
| COMMISSION FOR THE BLIND | 0.00 | 13,409.41 |
| DEPARTMENT OF PUBLIC WELFARE | 0.00 | 15,000.00 |
| FIREMENS PENSION COMMISSION | 0.00 | 41.25 |
| GOOD NEIGHBOR COMMISSION | 0.00 | 21,664.31 |
| EMPLOYEES RETIREMENT SYSTEM | 0.00 | 12,500.00 |
| MASS TRANSPORTATION COMMISSION | 0.00 | 35,760.12 |
| ADJUTANT GENERAL | 0.00 | 22,274.49 |
| VETERANS AFFAIRS COMMISSION | 0.00 | 2,148.18 |
| NATIONAL GUARD ARMORY BOARD | 0.00 | 50,743.79 |
| LAW ENFORCEMENT OFFICER STANDARDS & EDUCATION | 0.00 | 244.90 |
| BUREAU OF LABOR STATISTICS | 0.00 | 2,522.83 |
| INDUSTRIAL ACCIDENT BOARD | 0.00 | 302.17 |
| INDUSTRIAL COMMISSION | 400.00 | 256,898.26 |
| BOARD OF PRIVATE DETECTIVES ETC | 0.00 | 244.13 |
| DEPARTMENT OF HEALTH | 13.50 | 43,050.49 |
| U OF T-MD ANDERSON HOSPITAL & TUMOR INSTITUTE | 0.00 | 81,501.44 |
| BD OF EXAMINERS FOR HEARING AIDS | 0.00 | 235.79 |
| COMMISSION ON ALCOHOLISM | 0.00 | 6,263.17 |
| WATER QUALITY BOARD | 22.75 | 6,078.01 |
| AIR CONTROL BOARD | 0.00 | 3,224.41 |
| DEPARTMENT OF AGRICULTURE | 69.55 | 276,052.02 |
| WATER RIGHTS COMMISSION | 0.00 | 16,783.56 |
| TEXAS ANIMAL HEALTH COMMISSION | 0.00 | 1,725.48 |
| AGRICULTURAL EXTENSION SERVICE | 0.00 | 13,019.69 |
| AGRICULTURAL EXPERIMENT STATION | 0.00 | 254,677.13 |
| VETERINARY MEDICAL DIAGNOSTIC LABORATORY | 0.00 | 16,015.19 |
| FOREST SERVICE | 0.00 | 65,457.31 |
| RODENT & PREDATORY ANIMAL CONTROL | 0.00 | 93.70 |
| RIO GRANDE COMPACT COMMISSION | 0.00 | 1,395.74 |
| WATER DEVELOPMENT BOARD | 112.00 | 294,749.91 |
| SABINE RIVER COMPACT COMMISSION | 0.00 | 7,970.00 |
| SOIL CONSERVATION BOARD | 0.00 | 334,914.79 |
| PECOS RIVER COMPACT COMMISSION | 0.00 | 39,100.00 |
| CORSICANA STATE HOME | 7.55 | 77,389.74 |
| WACO STATE HOME | 288.79 | 93,371.54 |
| BROWNWOOD STATE SCHOOL FOR GIRLS | 0.00 | 17,153.14 |
| MENTAL HEALTH & MENTAL RETARDATION | 799.85 | 237,238.98 |
| VERNON GERIATRIC CENTER | 0.00 | 56,681.67 |
| AMARILLO CTR FOR HUMAN DEVELOPMENT | 17.55 | 14,924.26 |

FUND 001 GENERAL REVENUE FUND

EXPENDITURES:

BEAUMONT CTR FOR HUMAN DEVELOPMENT
 RIO GRANDE STATE CENTER MHRM
 DENTON STATE SCHOOL
 DALLAS MENTAL HEALTH CLINIC
 COMMISSION FOR INDIAN AFFAIRS
 FORT WORTH MENTAL HEALTH CLINIC
 EAST TEXAS STATE CHEST HOSPITAL
 RICHMOND STATE SCHOOL
 LUFKIN STATE SCHOOL
 CORPUS CHRISTI STATE SCHOOL
 SAN ANGELO CENTER MHRM
 MEXIA STATE SCHOOL
 SAN ANTONIO STATE CHEST HOSPITAL
 KERRVILLE STATE HOSPITAL
 TRAVIS STATE SCHOOL
 ABILENE STATE SCHOOL
 AUSTIN STATE HOSPITAL
 AUSTIN STATE SCHOOL
 RUSK STATE HOSPITAL
 SAN ANTONIO STATE HOSPITAL
 TERRELL STATE HOSPITAL
 WICHITA FALLS STATE HOSPITAL
 HARLINGEN STATE CHEST SANATORIUM
 RESEARCH INSTITUTE OF MENTAL SCIENCES
 BIG SPRING STATE HOSPITAL
 LUBBOCK STATE SCHOOL
 WEST TEXAS CHILDRENS HOME
 GATESVILLE STATE SCHOOL FOR BOYS
 GAINESVILLE STATE SCHOOL FOR GIRLS
 CROCKETT STATE SCHOOL FOR GIRLS
 YOUTH COUNCIL
 MOUNT VIEW SCHOOL FOR BOYS
 DEPARTMENT OF CORRECTIONS
 BOARD OF PARDONS & PAROLES
 TEXAS EDUCATION AGENCY
 A & M UNIV SYSTEM ADMINISTRATION
 A & M UNIVERSITY MAIN UNIVERSITY
 ENGINEERING EXPERIMENT STATION & TRANSPR INST
 TARLETON COLLEGE
 U OF T AT ARLINGTON
 PRAIRIE VIEW A & M COLLEGE
 SOUTHERN UNIVERSITY
 TEXAS MARITIME ACADEMY
 TEXAS STATE TECHNICAL INSTITUTE
 UNIVERSITY OF TEXAS AT AUSTIN
 U OF T MEDICAL SCHOOL AT SAN ANTONIO
 U OF T AT EL PASO
 U OF T SCHOOL OF PUBLIC HEALTH AT HOUSTON
 UNIV OF TEXAS POSTGRADUATE SCH OF MEDICINE

REFUNDS RECEIVED
EXPENDITURES

26.40
 16.95
 625.03
 63.00
 0.00
 0.00
 42.26
 498.12
 202.50
 19.35
 119.35
 398.75
 345.82
 226.25
 223.50
 408.80
 487.20
 268.60
 809.88
 320.40
 253.50
 216.77
 145.24
 856.64
 181.15
 86.10
 77.50
 50.00
 22.75
 4.03
 0.00
 0.00
 5,181.74
 0.00
 210.55
 0.00
 69.50
 0.00
 0.00
 0.00
 0.00
 0.00
 0.00
 0.00
 0.00
 0.00
 0.00
 0.00

GROSS TOTAL
EXPENDITURES

22,156.40
 6,537.72
 30,222.70
 4,350.67
 25,480.87
 1,111.84
 9,983.93
 21,305.93
 22,084.98
 36,579.56
 20,443.54
 23,750.49
 45,493.01
 27,819.19
 22,411.04
 28,393.62
 89,627.97
 51,067.84
 51,757.81
 59,659.02
 74,631.57
 37,576.72
 11,859.07
 62,170.59
 37,065.96
 67,970.12
 53,035.41
 59,784.27
 13,057.26
 5,339.90
 7,843.74
 10,618.67
 429,762.58
 3,978.18
 45,918.96
 4,954.20
 265,361.89
 17,878.25
 24,109.67
 106,847.44
 24,184.68
 99,465.73
 7,228.37
 35,893.04
 141,690.16
 178,022.61
 56.40
 26,551.05
 3,710.52

FUND 001 GENERAL REVENUE FUND

EXPENDITURES:

| | REFUNDS RECEIVED EXPENDITURES | GROSS TOTAL EXPENDITURES |
|---|----------------------------------|-----------------------------|
| U OF T DENTAL SCHOOL AT HOUSTON | 0.00 | 167,393.80 |
| TEXAS SOUTHWESTERN MEDICAL SCHOOL | 0.00 | 200,991.04 |
| UNIVERSITY OF HOUSTON | 0.00 | 92,513.01 |
| TEXAS WOMANS UNIVERSITY | 0.00 | 60,887.40 |
| A & I UNIVERSITY | 0.00 | 28,819.84 |
| TEXAS TECHNOLOGICAL UNIV | 0.00 | 122,610.71 |
| LAMAR UNIVERSITY | 0.00 | 15,148.45 |
| MIDWESTERN UNIVERSITY | 0.00 | 2,465.47 |
| PAN AMERICAN UNIVERSITY | 0.00 | 186.00 |
| ANGELO STATE UNIV | 0.00 | 1,982.81 |
| UNIV OF TEXAS AT DALLAS | 0.00 | 77,668.00 |
| TEXAS TECH UNIVER SCHOOL OF MEDICINE | 0.00 | 38,954.31 |
| UT DENTAL BR AT SAN ANTONIO | 0.00 | 53,404.19 |
| UT MEDICAL SCHOOL AT HOUSTON | 0.00 | 207,172.56 |
| EAST TEXAS STATE UNIV | 0.00 | 99,119.86 |
| NORTH TEXAS STATE UNIVERSITY | 0.00 | 8,633.11 |
| SAM HOUSTON STATE UNIV | 0.00 | 24,741.55 |
| SOUTHWEST TEXAS STATE UNIV | 0.00 | 29,332.08 |
| S F AUSTIN STATE UNIV | 0.00 | 13,184.80 |
| SUL ROSS STATE UNIV | 0.00 | 19,558.85 |
| WEST TEXAS STATE UNIVERSITY | 0.00 | 38,459.71 |
| BOARD OF REGENTS STATE SENIOR COLLEGES | 0.00 | 295.50 |
| COORDINATING BOARD COLLEGE & UNIV SYSTEM | 0.00 | 225,833.03 |
| WESTERN INFORMATION NETWORK ASSOCIATION | 0.00 | 13,099.43 |
| PARKS AND WILD LIFE DEPARTMENT | 0.00 | 226,084.85 |
| HISTORICAL SURVEY COMMITTEE | 26.00 | 16,007.82 |
| TEXAS FINE ARTS COMMISSION | 50.80 | 42,503.33 |
| TEXAS TOURIST DEVELOPMENT AGENCY | 0.00 | 362,200.37 |
| ADMIRAL NIMITZ MUSEUM | 0.00 | 5,015.67 |
| MISCELLANEOUS | 0.00 | 25.00 |
| NATURAL FIBERS & FOOD PROTEIN COMMITTEE | 0.00 | 313,219.25 |
| 034 CHILDREN ASSISTANCE | | |
| DEPARTMENT OF PUBLIC WELFARE | 0.00 | 2,000,000.00 |
| 035 MEDICAL CARE-OTHER | | |
| DEPARTMENT OF PUBLIC WELFARE | 0.00 | 6,797,500.00 |
| 040 SCHOOL APPORTIONMENT | | |
| TEXAS EDUCATION AGENCY | 150.00 | 473,925,825.21 |
| 041 GRANTS ELEMENTARY & SECONDARY SCHOOLS | | |
| TEXAS EDUCATION AGENCY | 2,390.34 | 5,877,555.71 |
| 042 GRANTS JUNIOR COLLEGES | | |
| TEXAS EDUCATION AGENCY | 0.00 | 7,626,299.28 |
| COORDINATING BOARD COLLEGE & UNIV SYSTEM | 0.00 | 39,152,079.00 |
| 043 GRANTS SENIOR COLLEGES & UNIVERSITIES | | |
| COMMISSION ON ALCOHOLISM | 0.00 | 2,275.00 |
| TEXAS EDUCATION AGENCY | 0.00 | 1,059,096.46 |
| COORDINATING BOARD COLLEGE & UNIV SYSTEM | 0.00 | 38,688.84 |
| 044 GRANTS-IN-AID VARIOUS | | |
| GOVERNOR-EXECUTIVE | 0.00 | 628,537.10 |
| WATER QUALITY BOARD | 0.00 | 621,356.58 |

FUND 001 GENERAL REVENUE FUND

| EXPENDITURES: | REFUNDS RECEIVED EXPENDITURES | GROSS TOTAL EXPENDITURES |
|--|----------------------------------|-----------------------------|
| MENTAL HEALTH & MENTAL RETARDATION | 0.00 | 5,505,110.52 |
| COORDINATING BOARD COLLEGE & UNIV SYSTEM | 0.00 | 43,000.00 |
| 045 GRANTS TO COUNTIES | | |
| PARKS AND WILD LIFE DEPARTMENT | 0.00 | 1,911.21 |
| MISCELLANEOUS | 0.00 | 1,129,291.09 |
| 046 GRANTS TO CITIES | | |
| PARKS AND WILD LIFE DEPARTMENT | 0.00 | 12,484.70 |
| 048 GRANTS TO OTHERS | | |
| COMMISSION FOR THE BLIND | 3,727.90 | 458,498.75 |
| FIREMENS PENSION COMMISSION | 0.00 | 300,000.00 |
| EMPLOYEES RETIREMENT SYSTEM | 0.00 | 1,215,458.38 |
| DEPARTMENT OF HEALTH | 342,513.77 | 4,174,909.87 |
| TEXAS ANIMAL HEALTH COMMISSION | 0.00 | 191,000.40 |
| CORSICANA STATE HOME | 0.00 | 605.14 |
| WACO STATE HOME | 0.00 | 328.73 |
| AMARILLO CTR FOR HUMAN DEVELOPMENT | 0.00 | 19.00 |
| DENTON STATE SCHOOL | 0.00 | 587.71 |
| COMMISSION FOR INDIAN AFFAIRS | 0.00 | 1,364.91 |
| LUFKIN STATE SCHOOL | 0.00 | 68.70 |
| CORPUS CHRISTI STATE SCHOOL | 0.00 | 506.00 |
| SAN ANGELO CENTER MHRM | 0.00 | 251.45 |
| MEXIA STATE SCHOOL | 0.00 | 469.22 |
| TRAVIS STATE SCHOOL | 0.00 | 370.70 |
| ABILENE STATE SCHOOL | 9.95 | 1,298.06 |
| AUSTIN STATE HOSPITAL | 0.00 | 244.70 |
| AUSTIN STATE SCHOOL | 0.00 | 3,781.57 |
| RUSK STATE HOSPITAL | 0.00 | 1,700.50 |
| SAN ANTONIO STATE HOSPITAL | 0.00 | 375.00 |
| TERRELL STATE HOSPITAL | 0.00 | 115.35 |
| WICHITA FALLS STATE HOSPITAL | 0.00 | 22.50 |
| HARLINGEN STATE CHEST SANATORIUM | 0.00 | 371.50 |
| BIG SPRING STATE HOSPITAL | 0.00 | 105.00 |
| LUBBOCK STATE SCHOOL | 0.00 | 122.69 |
| WEST TEXAS CHILDRENS HOME | 0.00 | 719.30 |
| GATESVILLE STATE SCHOOL FOR BOYS | 0.00 | 9,783.78 |
| GAINESVILLE STATE SCHOOL FOR GIRLS | 0.00 | 2,981.55 |
| CROCKETT STATE SCHOOL FOR GIRLS | 0.00 | 996.00 |
| YOUTH COUNCIL | 0.00 | 46.00 |
| MOUNT VIEW SCHOOL FOR BOYS | 0.00 | 1,690.00 |
| DEPARTMENT OF CORRECTIONS | 0.00 | 261,922.03 |
| TEXAS EDUCATION AGENCY | 0.00 | 82,391.38 |
| A & M UNIVERSITY MAIN UNIVERSITY | 0.00 | 2,312.00 |
| PRAIRIE VIEW A & M COLLEGE | 0.00 | 44,641.95 |
| SOUTHERN UNIVERSITY | 0.00 | 27,587.87 |
| TEXAS TECHNOLOGICAL UNIV | 0.00 | 126,302.56 |
| EAST TEXAS STATE UNIV | 0.00 | 10,600.00 |
| COORDINATING BOARD COLLEGE & UNIV SYSTEM | 950.00 | 98,800.00 |
| 059 MISCELLANEOUS CLAIMS | | |
| MISCELLANEOUS | 0.00 | 24,414.94 |

FUND 001 GENERAL REVENUE FUND

EXPENDITURES:

| | REFUNDS RECEIVED EXPENDITURES | GROSS TOTAL EXPENDITURES |
|---|----------------------------------|-----------------------------|
| 060 EQUIPMENT AND FURNITURE INVENTORY | | |
| SENATE | 0.00 | 46,871.75 |
| HOUSE OF REPRESENTATIVES | 0.00 | 193,648.80 |
| LEGISLATIVE COUNCIL | 0.00 | 8,257.65 |
| LEGISLATIVE BUDGET BOARD | 0.00 | 4,306.71 |
| LEGISLATIVE REFERENCE LIBRARY | 0.00 | 1,388.00 |
| SUPREME COURT | 0.00 | 543.94 |
| COURT OF CRIMINAL APPEALS | 0.00 | 8,128.57 |
| COURT OF CIVIL APPEALS-FIFTH DIST | 0.00 | 277.73 |
| COURT OF CIVIL APPEALS-SIXTH DIST | 0.00 | 354.70 |
| COURT OF CIVIL APPEALS-EIGHTH DIST | 0.00 | 378.40 |
| COURT OF CIVIL APPEALS-ELEVENTH DIST | 0.00 | 347.70 |
| COURT OF CIVIL APPEALS-TWELFTH DISTRICT | 0.00 | 74.80 |
| JUDICIAL QUALIFICATIONS COMMISSION | 0.00 | 473.58 |
| GOVERNOR-EXECUTIVE | 0.00 | 41,596.10 |
| ATTORNEY GENERAL | 0.00 | 6,870.24 |
| BOARD OF CONTROL | 0.00 | 47,204.03 |
| COMPTROLLER OF PUBLIC ACCOUNTS | 0.00 | 882.00 |
| GENERAL LAND OFFICE | 0.00 | 53,870.07 |
| LIBRARY | 0.00 | 2,206.45 |
| SECRETARY OF STATE | 0.00 | 23,563.80 |
| AUDITOR | 0.00 | 7,514.67 |
| TREASURER | 0.00 | 81,632.16 |
| SECURITIES BOARD | 0.00 | 11,386.47 |
| COMMISSION FOR THE BLIND | 104.23 | 1,645.62 |
| FIREMENS PENSION COMMISSION | 0.00 | 294.90 |
| COMMISSION FOR REHABILITATION | 0.00 | 6,731.50 |
| MASS TRANSPORTATION COMMISSION | 0.00 | 1,807.19 |
| ADJUTANT GENERAL | 0.00 | 12,547.18 |
| VETERANS AFFAIRS COMMISSION | 0.00 | 6,798.95 |
| NATIONAL GUARD ARMORY BOARD | 0.00 | 69.75 |
| LAW ENFORCEMENT OFFICER STANDARDS & EDUCATION | 0.00 | 12,879.18 |
| FIRE PROTECTION PERSONNEL STANDARDS & EDUC | 0.00 | 1,938.16 |
| BUREAU OF LABOR STATISTICS | 0.00 | 6,268.96 |
| INDUSTRIAL COMMISSION | 0.00 | 10,459.91 |
| BOARD OF PRIVATE DETECTIVES ETC | 0.00 | 710.23 |
| DEPARTMENT OF HEALTH | 205.06 | 144,517.36 |
| U OF T-MD ANDERSON HOSPITAL & TUMOR INSTITUTE | 0.00 | 12,282.92 |
| BD OF EXAMINERS FOR HEARING AIDS | 0.00 | 1,464.15 |
| COMMISSION ON ALCOHOLISM | 0.00 | 2,584.98 |
| WATER QUALITY BOARD | 0.00 | 29,077.51 |
| DEPARTMENT OF AGRICULTURE | 0.00 | 159,301.97 |
| WATER RIGHTS COMMISSION | 0.00 | 35,263.61 |
| TEXAS ANIMAL HEALTH COMMISSION | 0.00 | 1,666.39 |
| AGRICULTURAL EXTENSION SERVICE | 0.00 | 21,185.80 |
| AGRICULTURAL EXPERIMENT STATION | 0.00 | 266,185.71 |
| VETERINARY MEDICAL DIAGNOSTIC LABORATORY | 0.00 | 59,750.09 |
| FOREST SERVICE | 0.00 | 131,187.16 |
| RODENT & PREDATORY ANIMAL CONTROL | 0.00 | 388.90 |

FUND 001 GENERAL REVENUE FUND

EXPENDITURES:

| | REFUNDS RECEIVED EXPENDITURES | GROSS TOTAL EXPENDITURES |
|---|----------------------------------|-----------------------------|
| RIO GRANDE COMPACT COMMISSION | 0.00 | 865.87 |
| WATER DEVELOPMENT BOARD | 14.85 | 72,653.31 |
| SOIL CONSERVATION BOARD | 0.00 | 1,120.22 |
| CORSICANA STATE HOME | 0.00 | 40,967.99 |
| WACO STATE HOME | 0.00 | 7,640.37 |
| BROWNWOOD STATE SCHOOL FOR GIRLS | 0.00 | 20,280.25 |
| MENTAL HEALTH & MENTAL RETARDATION | 11,987.16 | 1,152,114.73 |
| VERNON GERIATRIC CENTER | 0.00 | 19,823.84 |
| AMARILLO CTR FOR HUMAN DEVELOPMENT | 0.00 | 5,290.41 |
| BEAUMONT CTR FOR HUMAN DEVELOPMENT | 0.00 | 9,942.31 |
| RIO GRANDE STATE CENTER MHMR | 293.50 | 2,156.33 |
| DENTON STATE SCHOOL | 500.00 | 29,114.66 |
| DALLAS MENTAL HEALTH CLINIC | 0.00 | 209.04 |
| COMMISSION FOR INDIAN AFFAIRS | 0.00 | 75,309.96 |
| FORT WORTH MENTAL HEALTH CLINIC | 0.00 | 1,323.24 |
| EAST TEXAS STATE CHEST HOSPITAL | 0.00 | 9,010.65 |
| RICHMOND STATE SCHOOL | 156.34 | 40,521.68 |
| LUFKIN STATE SCHOOL | 1,028.72 | 21,105.56 |
| CORPUS CHRISTI STATE SCHOOL | 0.00 | 20,791.23 |
| SAN ANGELO CENTER MHMR | 0.00 | 43,800.86 |
| MEXIA STATE SCHOOL | 0.00 | 98,854.75 |
| SAN ANTONIO STATE CHEST HOSPITAL | 0.00 | 60,542.20 |
| KERRVILLE STATE HOSPITAL | 0.00 | 50,928.66 |
| TRAVIS STATE SCHOOL | 0.00 | 33,309.71 |
| ABILENE STATE SCHOOL | 0.00 | 21,626.58 |
| AUSTIN STATE HOSPITAL | 0.00 | 119,079.18 |
| AUSTIN STATE SCHOOL | 0.00 | 100,602.30 |
| RUSK STATE HOSPITAL | 0.00 | 29,420.14 |
| SAN ANTONIO STATE HOSPITAL | 0.00 | 104,001.01 |
| TERRELL STATE HOSPITAL | 0.00 | 48,857.50 |
| WICHITA FALLS STATE HOSPITAL | 0.00 | 105,060.31 |
| HARLINGEN STATE CHEST SANATORIUM | 0.00 | 28,352.91 |
| RESEARCH INSTITUTE OF MENTAL SCIENCES | 0.00 | 16,528.33 |
| BIG SPRING STATE HOSPITAL | 0.00 | 12,632.37 |
| LUBBOCK STATE SCHOOL | 0.00 | 3,607.52 |
| WEST TEXAS CHILDRENS HOME | 0.00 | 5,451.38 |
| GATESVILLE STATE SCHOOL FOR BOYS | 0.00 | 43,905.76 |
| GAINESVILLE STATE SCHOOL FOR GIRLS | 0.00 | 19,379.37 |
| CROCKETT STATE SCHOOL FOR GIRLS | 0.00 | 5,876.87 |
| YOUTH COUNCIL | 0.00 | 82,727.14 |
| MOUNT VIEW SCHOOL FOR BOYS | 0.00 | 2,943.92 |
| DEPARTMENT OF CORRECTIONS | 10.00 | 1,384,794.37 |
| BOARD OF PARDONS & PAROLES | 0.00 | 7,536.70 |
| TEXAS EDUCATION AGENCY | 0.00 | 20,195.74 |
| A & M UNIV SYSTEM ADMINISTRATION | 0.00 | 2,225.85 |
| A & M UNIVERSITY MAIN UNIVERSITY | 1,274.00 | 390,918.53 |
| ENGINEERING EXPERIMENT STATION & TRANSPR INST | 0.00 | 1,807.78 |
| TARLETON COLLEGE | 0.00 | 18,381.10 |
| U OF T AT ARLINGTON | 0.00 | 58,189.19 |

FUND 001 GENERAL REVENUE FUND

EXPENDITURES:

REFUNDS RECEIVED
EXPENDITURESGROSS TOTAL
EXPENDITURES

| | | |
|---|------|------------|
| PRAIRIE VIEW A & M COLLEGE | 0.00 | 87,657.47 |
| ENGINEERING EXTENSION SERVICE | 0.00 | 2,546.00 |
| SOUTHERN UNIVERSITY | 0.00 | 20,174.55 |
| TEXAS MARITIME ACADEMY | 0.00 | 4,946.98 |
| TEXAS STATE TECHNICAL INSTITUTE | 0.00 | 295,564.66 |
| UNIVERSITY OF TEXAS AT AUSTIN | 0.00 | 100,220.31 |
| U OF T MEDICAL SCHOOL AT SAN ANTONIO | 0.00 | 449,490.83 |
| U OF T SCHOOL OF PUBLIC HEALTH AT HOUSTON | 0.00 | 28,943.62 |
| UNIV OF TEXAS POSTGRADUATE SCH OF MEDICINE | 0.00 | 29,162.77 |
| U OF T DENTAL SCHOOL AT HOUSTON | 0.00 | 56,632.90 |
| TEXAS SOUTHWESTERN MEDICAL SCHOOL | 0.00 | 144,830.05 |
| UNIVERSITY OF HOUSTON | 0.00 | 119.96 |
| TEXAS WOMANS UNIVERSITY | 0.00 | 72,384.50 |
| A & I UNIVERSITY | 0.00 | 53,275.77 |
| TEXAS TECHNOLOGICAL UNIV | 0.00 | 114,566.46 |
| MIDWESTERN UNIVERSITY | 0.00 | 380.40 |
| PAN AMERICAN UNIVERSITY | 0.00 | 687.40 |
| ANGELO STATE UNIV | 0.00 | 1,503.96 |
| TEXAS TECH UNIVER SCHOOL OF MEDICINE | 0.00 | 14,119.72 |
| UT DENTAL BR AT SAN ANTONIO | 0.00 | 37,495.95 |
| UT MEDICAL SCHOOL AT HOUSTON | 0.00 | 89,254.23 |
| EAST TEXAS STATE UNIV | 0.00 | 119,174.73 |
| NORTH TEXAS STATE UNIVERSITY | 0.00 | 60,065.17 |
| SAM HOUSTON STATE UNIV | 0.00 | 10,543.10 |
| SOUTHWEST TEXAS STATE UNIV | 0.00 | 113,139.55 |
| S F AUSTIN STATE UNIV | 0.00 | 11,715.90 |
| SUL ROSS STATE UNIV | 0.00 | 21,563.87 |
| WEST TEXAS STATE UNIVERSITY | 0.00 | 33,724.17 |
| BOARD OF REGENTS STATE SENIOR COLLEGES | 0.00 | 418.50 |
| COORDINATING BOARD COLLEGE & UNIV SYSTEM | 0.00 | 18,669.32 |
| WESTERN INFORMATION NETWORK ASSOCIATION | 0.00 | 1,548.33 |
| PARKS AND WILD LIFE DEPARTMENT | 0.00 | 9,125.02 |
| HISTORICAL SURVEY COMMITTEE | 0.00 | 8,837.02 |
| TEXAS FINE ARTS COMMISSION | 0.00 | 666.34 |
| ADMIRAL NIMITZ MUSEUM | 0.00 | 5,894.09 |
| NATURAL FIBERS & FOOD PROTEIN COMMITTEE | 0.00 | 369.30 |
| AMERICAN BICENTENNIAL REVOLUTION COMMISSION | 0.00 | 972.00 |
| 061 OTHER EQUIPMENT AND FURNITURE | | |
| DEPARTMENT OF HEALTH | 0.00 | 2,294.98 |
| U OF T AT ARLINGTON | 0.00 | 189.00 |
| 062 LIBRARY BOOKS | | |
| SENATE | 0.00 | 3,170.00 |
| HOUSE OF REPRESENTATIVES | 0.00 | 125.00 |
| LEGISLATIVE COUNCIL | 0.00 | 2,734.95 |
| LEGISLATIVE BUDGET BOARD | 0.00 | 138.50 |
| LEGISLATIVE REFERENCE LIBRARY | 0.00 | 15,366.64 |
| SUPREME COURT | 0.00 | 13,888.63 |
| COURT OF CRIMINAL APPEALS | 0.00 | 4,320.15 |
| JUDICIAL COUNCIL | 0.00 | 85.05 |

FUND 001 GENERAL REVENUE FUND

EXPENDITURES:

| | REFUNDS RECEIVED EXPENDITURES | GROSS TOTAL EXPENDITURES |
|---|----------------------------------|-----------------------------|
| STATE ATTY BEFORE COURT OF CRIMINAL APPEALS | 0.00 | 775.66 |
| COURT OF CIVIL APPEALS-FIRST DIST | 0.00 | 3,035.10 |
| COURT OF CIVIL APPEALS-SECOND DIST | 0.00 | 1,427.70 |
| COURT OF CIVIL APPEALS-THIRD DIST | 0.00 | 2,798.80 |
| COURT OF CIVIL APPEALS-FOURTH DIST | 0.00 | 1,347.25 |
| COURT OF CIVIL APPEALS-FIFTH DIST | 0.00 | 1,449.20 |
| COURT OF CIVIL APPEALS-SIXTH DIST | 0.00 | 2,510.37 |
| COURT OF CIVIL APPEALS-SEVENTH DIST | 0.00 | 442.00 |
| COURT OF CIVIL APPEALS-EIGHTH DIST | 0.00 | 1,713.55 |
| COURT OF CIVIL APPEALS-NINTH DIST | 0.00 | 1,246.55 |
| COURT OF CIVIL APPEALS-TENTH DIST | 0.00 | 1,664.60 |
| COURT OF CIVIL APPEALS-ELEVENTH DIST | 0.00 | 2,287.05 |
| COURT OF CIVIL APPEALS-TWELFTH DISTRICT | 0.00 | 1,932.40 |
| COURT OF CIVIL APPEALS-THIRTEENTH DISTRICT | 0.00 | 1,902.80 |
| COURT OF CIVIL APPEALS-FOURTEENTH DIST | 0.00 | 2,587.55 |
| JUDICIAL QUALIFICATIONS COMMISSION | 0.00 | 72.00 |
| GOVERNOR-EXECUTIVE | 0.00 | 6,405.37 |
| ATTORNEY GENERAL | 0.00 | 7,641.77 |
| BOARD OF CONTROL | 0.00 | 45.00 |
| LIBRARY | 0.00 | 21,897.27 |
| SECRETARY OF STATE | 0.00 | 589.59 |
| AUDITOR | 0.00 | 162.82 |
| SECURITIES BOARD | 0.00 | 280.00 |
| COMMISSION FOR THE BLIND | 0.00 | 24.00 |
| LAW ENFORCEMENT OFFICER STANDARDS & EDUCATION | 0.00 | 246.31 |
| BUREAU OF LABOR STATISTICS | 0.00 | 27.00 |
| INDUSTRIAL ACCIDENT BOARD | 0.00 | 78.00 |
| DEPARTMENT OF HEALTH | 0.00 | 8,415.68 |
| U OF T-MD ANDERSON HOSPITAL & TUMOR INSTITUTE | 0.00 | 2,504.91 |
| WATER QUALITY BOARD | 0.00 | 738.70 |
| WATER RIGHTS COMMISSION | 0.00 | 439.20 |
| AGRICULTURAL EXPERIMENT STATION | 0.00 | 331.49 |
| VETERINARY MEDICAL DIAGNOSTIC LABORATORY | 0.00 | 175.31 |
| FOREST SERVICE | 0.00 | 322.76 |
| WATER DEVELOPMENT BOARD | 0.00 | 3,906.17 |
| BROWNWOOD STATE SCHOOL FOR GIRLS | 0.00 | 1,930.68 |
| MENTAL HEALTH & MENTAL RETARDATION | 0.00 | 3,887.42 |
| VERNON GERIATRIC CENTER | 0.00 | 552.86 |
| AMARILLO CTR FOR HUMAN DEVELOPMENT | 0.00 | 10.96 |
| BEAUMONT CTR FOR HUMAN DEVELOPMENT | 0.00 | 511.80 |
| RIO GRANDE STATE CENTER MHMR | 0.00 | 72.19 |
| DENTON STATE SCHOOL | 0.00 | 160.67 |
| FORT WORTH MENTAL HEALTH CLINIC | 0.00 | 40.40 |
| EAST TEXAS STATE CHEST HOSPITAL | 0.00 | 401.43 |
| RICHMOND STATE SCHOOL | 0.00 | 236.53 |
| LUFKIN STATE SCHOOL | 0.00 | 54.90 |
| CORPUS CHRISTI STATE SCHOOL | 0.00 | 2,255.59 |
| SAN ANGELO CENTER MHMR | 0.00 | 57.20 |
| MEXIA STATE SCHOOL | 0.00 | 266.09 |

FUND 001 GENERAL REVENUE FUND

EXPENDITURES:

| | REFUNDS RECEIVED EXPENDITURES | GROSS TOTAL EXPENDITURES |
|---|----------------------------------|-----------------------------|
| SAN ANTONIO STATE CHEST HOSPITAL | 0.00 | 1,238.60 |
| KERRVILLE STATE HOSPITAL | 5.85 | 117.88 |
| TRAVIS STATE SCHOOL | 0.00 | 14.40 |
| ABILENE STATE SCHOOL | 0.00 | 198.22 |
| AUSTIN STATE HOSPITAL | 0.00 | 2,586.11 |
| AUSTIN STATE SCHOOL | 0.00 | 54.38 |
| RUSK STATE HOSPITAL | 0.00 | 129.41 |
| SAN ANTONIO STATE HOSPITAL | 0.00 | 656.38 |
| TERRELL STATE HOSPITAL | 0.00 | 666.18 |
| WICHITA FALLS STATE HOSPITAL | 0.00 | 4,344.68 |
| HARLINGEN STATE CHEST SANATORIUM | 0.00 | 153.62 |
| RESEARCH INSTITUTE OF MENTAL SCIENCES | 0.00 | 776.00 |
| BIG SPRING STATE HOSPITAL | 0.00 | 208.66 |
| GATESVILLE STATE SCHOOL FOR BOYS | 0.00 | 3,170.03 |
| GAINESVILLE STATE SCHOOL FOR GIRLS | 0.00 | 189.27 |
| CROCKETT STATE SCHOOL FOR GIRLS | 0.00 | 2.94 |
| YOUTH COUNCIL | 0.00 | 111.50 |
| DEPARTMENT OF CORRECTIONS | 121.53 | 45,489.62 |
| BOARD OF PARDONS & PAROLES | 0.00 | 108.50 |
| A & M UNIV SYSTEM ADMINISTRATION | 0.00 | 335.50 |
| A & M UNIVERSITY MAIN UNIVERSITY | 0.00 | 241,589.35 |
| ENGINEERING EXPERIMENT STATION & TRANSPR INST | 0.00 | 3.00 |
| TARLETON COLLEGE | 0.00 | 59,347.20 |
| U OF T AT ARLINGTON | 0.00 | 264,243.61 |
| PRAIRIE VIEW A & M COLLEGE | 0.00 | 18,178.93 |
| SOUTHERN UNIVERSITY | 0.00 | 15,584.55 |
| TEXAS MARITIME ACADEMY | 0.00 | 2,022.13 |
| TEXAS STATE TECHNICAL INSTITUTE | 0.00 | 33,261.00 |
| UNIVERSITY OF TEXAS AT AUSTIN | 0.00 | 1,041.77 |
| U OF T MEDICAL SCHOOL AT SAN ANTONIO | 0.00 | 126,887.77 |
| U OF T SCHOOL OF PUBLIC HEALTH AT HOUSTON | 0.00 | 2,876.63 |
| UNIV OF TEXAS POSTGRADUATE SCH OF MEDICINE | 0.00 | 1,199.62 |
| U OF T DENTAL SCHOOL AT HOUSTON | 0.00 | 4,898.50 |
| TEXAS SOUTHWESTERN MEDICAL SCHOOL | 0.00 | 18,210.42 |
| UNIVERSITY OF HOUSTON | 0.00 | 171,768.27 |
| TEXAS WOMANS UNIVERSITY | 0.00 | 4,428.38 |
| A & I UNIVERSITY | 0.00 | 143,182.15 |
| TEXAS TECHNOLOGICAL UNIV | 0.00 | 172,159.23 |
| LAMAR UNIVERSITY | 0.00 | 202.01 |
| MIDWESTERN UNIVERSITY | 0.00 | 3,769.63 |
| ANGELO STATE UNIV | 0.00 | 18,082.74 |
| UNIV OF TEXAS AT DALLAS | 0.00 | 40,786.50 |
| UT MEDICAL SCHOOL AT HOUSTON | 0.00 | 220.00 |
| EAST TEXAS STATE UNIV | 0.00 | 290,769.72 |
| NORTH TEXAS STATE UNIVERSITY | 0.00 | 353,441.52 |
| SAM HOUSTON STATE UNIV | 0.00 | 32,007.86 |
| SOUTHWEST TEXAS STATE UNIV | 0.00 | 164,568.42 |
| S F AUSTIN STATE UNIV | 0.00 | 205,874.63 |
| SUL ROSS STATE UNIV | 0.00 | 6,910.09 |

FUND 001 GENERAL REVENUE FUND

EXPENDITURES:

| | REFUNDS RECEIVED EXPENDITURES | GROSS TOTAL EXPENDITURES |
|--|----------------------------------|-----------------------------|
| | 0.00 | 68,796.21 |
| | 0.00 | 82.88 |
| 064 WEST TEXAS STATE UNIVERSITY | | |
| HISTORICAL SURVEY COMMITTEE | | |
| LIVESTOCK AND POULTRY | | |
| GATESVILLE STATE SCHOOL FOR BOYS | 0.00 | 80.00 |
| DEPARTMENT OF CORRECTIONS | 0.00 | 32,500.00 |
| TARLETON COLLEGE | 0.00 | 4,571.42 |
| SAM HOUSTON STATE UNIV | 0.00 | 2,725.00 |
| 066 LAND PURCHASED | | |
| PARKS AND WILD LIFE DEPARTMENT | 0.00 | 3,900.00 |
| ADMIRAL NIMITZ MUSEUM | 0.00 | 20,000.00 |
| 067 LAND IMPROVEMENTS | | |
| ADJUTANT GENERAL | 0.00 | 8,594.05 |
| NATIONAL GUARD ARMORY BOARD | 0.00 | 16,850.00 |
| AGRICULTURAL EXPERIMENT STATION | 0.00 | 2,231.90 |
| VETERINARY MEDICAL DIAGNOSTIC LABORATORY | 0.00 | 728.75 |
| WATER DEVELOPMENT BOARD | 0.00 | 172.00 |
| MENTAL HEALTH & MENTAL RETARDATION | 0.00 | 888.10 |
| VERNON GERIATRIC CENTER | 0.00 | 5,272.23 |
| AMARILLO CTR FOR HUMAN DEVELOPMENT | 0.00 | 1,248.45 |
| DENTON STATE SCHOOL | 0.00 | 10,797.90 |
| COMMISSION FOR INDIAN AFFAIRS | 0.00 | 6,001.48 |
| SAN ANGELO CENTER MHMR | 0.00 | 223.44 |
| MEXIA STATE SCHOOL | 0.00 | 594.00 |
| TRAVIS STATE SCHOOL | 0.00 | 89.85 |
| AUSTIN STATE HOSPITAL | 0.00 | 87.80 |
| AUSTIN STATE SCHOOL | 0.00 | 1,156.00 |
| GAINESVILLE STATE SCHOOL FOR GIRLS | 0.00 | 1,633.00 |
| UNIVERSITY OF TEXAS AT AUSTIN | 0.00 | 900.00 |
| U OF T MEDICAL SCHOOL AT SAN ANTONIO | 0.00 | 62,920.81 |
| A & I UNIVERSITY | 0.00 | 360.00 |
| TEXAS TECHNOLOGICAL UNIV | 0.00 | 7,194.48 |
| EAST TEXAS STATE UNIV | 0.00 | 31,299.17 |
| SAM HOUSTON STATE UNIV | 0.00 | 2,046.52 |
| SUL ROSS STATE UNIV | 0.00 | 1,919.41 |
| PARKS AND WILD LIFE DEPARTMENT | 0.00 | 290,034.55 |
| HISTORICAL SURVEY COMMITTEE | 0.00 | 3,153.60 |
| ADMIRAL NIMITZ MUSEUM | 0.00 | 3,000.00 |
| 068 BLDG PURCHASED CONST & REMODELED | | |
| SENATE | 0.00 | 31,513.11 |
| HOUSE OF REPRESENTATIVES | 0.00 | 13,794.75 |
| LEGISLATIVE COUNCIL | 0.00 | 1,720.00 |
| BOARD OF CONTROL | 0.00 | 50,178.17 |
| COMMISSION FOR THE BLIND | 0.00 | 628,812.72 |
| ADJUTANT GENERAL | 0.00 | 2,061.00 |
| NATIONAL GUARD ARMORY BOARD | 0.00 | 56,117.20 |
| DEPARTMENT OF HEALTH | 0.00 | 210,633.88 |
| AGRICULTURAL EXPERIMENT STATION | 0.00 | 12,112.02 |
| VETERINARY MEDICAL DIAGNOSTIC LABORATORY | 0.00 | 2,387.10 |
| CORSICANA STATE HOME | 0.00 | 2,100.00 |

FUND 001 GENERAL REVENUE FUND

EXPENDITURES:

REFUNDS RECEIVED
EXPENDITURES

GROSS TOTAL
EXPENDITURES

| | | |
|---------------------------------------|--------|--------------|
| WACO STATE HOME | 0.00 | 20,393.60 |
| MENTAL HEALTH & MENTAL RETARDATION | 0.00 | 6,031,943.93 |
| AMARILLO CTR FOR HUMAN DEVELOPMENT | 0.00 | 30,210.27 |
| BEAUMONT CTR FOR HUMAN DEVELOPMENT | 0.00 | 439.00 |
| DENTON STATE SCHOOL | 0.00 | 19,485.82 |
| COMMISSION FOR INDIAN AFFAIRS | 0.00 | 186,560.64 |
| EAST TEXAS STATE CHEST HOSPITAL | 0.00 | 8,286.10 |
| RICHMOND STATE SCHOOL | 0.00 | 1,906.70 |
| LUFKIN STATE SCHOOL | 0.00 | 14,543.44 |
| SAN ANGELO CENTER MHMR | 0.00 | 3,725.11 |
| MEXIA STATE SCHOOL | 0.00 | 28,413.94 |
| SAN ANTONIO STATE CHEST HOSPITAL | 0.00 | 6,115.52 |
| AUSTIN STATE HOSPITAL | 0.00 | 5,928.77 |
| AUSTIN STATE SCHOOL | 0.00 | 18,738.61 |
| RUSK STATE HOSPITAL | 0.00 | 1,863.54 |
| SAN ANTONIO STATE HOSPITAL | 0.00 | 7,828.10 |
| TERRELL STATE HOSPITAL | 0.00 | 1,967.05 |
| WICHITA FALLS STATE HOSPITAL | 0.00 | 686.40 |
| HARLINGEN STATE CHEST SANATORIUM | 0.00 | 891.80 |
| RESEARCH INSTITUTE OF MENTAL SCIENCES | 0.00 | 103.93 |
| GATESVILLE STATE SCHOOL FOR BOYS | 0.00 | 4,984.23 |
| GAINESVILLE STATE SCHOOL FOR GIRLS | 0.00 | 10,890.69 |
| CROCKETT STATE SCHOOL FOR GIRLS | 0.00 | 4,940.41 |
| YOUTH COUNCIL | 0.00 | 5,563,436.91 |
| DEPARTMENT OF CORRECTIONS | 442.73 | 1,295,258.53 |
| TEXAS EDUCATION AGENCY | 0.00 | 962,666.21 |
| A & M UNIVERSITY MAIN UNIVERSITY | 0.00 | 47,893.48 |
| TARLETON COLLEGE | 0.00 | 274,070.29 |
| PRAIRIE VIEW A & M COLLEGE | 0.00 | 473,338.63 |
| ENGINEERING EXTENSION SERVICE | 0.00 | 15,600.00 |
| UNIVERSITY OF TEXAS AT AUSTIN | 0.00 | 459,423.29 |
| U OF T MEDICAL SCHOOL AT SAN ANTONIO | 0.00 | 193,937.71 |
| U OF T AT EL PASO | 0.00 | 589,150.83 |
| U OF T DENTAL SCHOOL AT HOUSTON | 0.00 | 8,174.87 |
| TEXAS SOUTHWESTERN MEDICAL SCHOOL | 0.00 | 37,877.00 |
| A & I UNIVERSITY | 0.00 | 719.00 |
| TEXAS TECHNOLOGICAL UNIV | 0.00 | 133,392.40 |
| LAMAR UNIVERSITY | 0.00 | 417,847.35 |
| MIDWESTERN UNIVERSITY | 0.00 | 28,896.81 |
| ANGELO STATE UNIV | 0.00 | 45,247.07 |
| TEXAS TECH UNIVER SCHOOL OF MEDICINE | 0.00 | 613,877.23 |
| UT DENTAL BR AT SAN ANTONIO | 0.00 | 173,730.50 |
| EAST TEXAS STATE UNIV | 0.00 | 735,171.48 |
| NORTH TEXAS STATE UNIVERSITY | 0.00 | 220.00 |
| SAM HOUSTON STATE UNIV | 0.00 | 304,674.96 |
| SOUTHWEST TEXAS STATE UNIV | 0.00 | 129,809.87 |
| S F AUSTIN STATE UNIV | 0.00 | 179,375.75 |
| SUL ROSS STATE UNIV | 0.00 | 202,501.52 |
| WEST TEXAS STATE UNIVERSITY | 0.00 | 60,387.92 |

FUND 001 GENERAL REVENUE FUND

EXPENDITURES:

| | REFUNDS RECEIVED EXPENDITURES | GROSS TOTAL EXPENDITURES |
|---|----------------------------------|-----------------------------|
| PARKS AND WILD LIFE DEPARTMENT | 0.00 | 201,719.23 |
| HISTORICAL SURVEY COMMITTEE | 0.00 | 37,949.27 |
| ADMIRAL NIMITZ MUSEUM | 0.00 | 13,302.30 |
| 078 PETTY CASH ADVANCES | | |
| SECRETARY OF STATE | 0.00 | 100.00 |
| SAN ANTONIO STATE CHEST HOSPITAL | 0.00 | 100.00 |
| SAN ANTONIO STATE HOSPITAL | 0.00 | 200.00 |
| LUBBOCK STATE SCHOOL | 0.00 | 500.00 |
| AMERICAN BICENTENNIAL REVOLUTION COMMISSION | 0.00 | 30.00 |
| 093 MISCELLANEOUS NON GOV EXPENDITURES | | |
| MISCELLANEOUS | 0.00 | 2,028,753.34 |
| 095 DEPARTMENTAL TRANSFERS-PUR OF SUPP & SERVICES | | |
| SENATE | 0.00 | 617,206.77 |
| HOUSE OF REPRESENTATIVES | 0.00 | 15,500.35 |
| LEGISLATIVE COUNCIL | 0.00 | 159.00 |
| LEGISLATIVE BUDGET BOARD | 0.00 | 151.72 |
| LEGISLATIVE REFERENCE LIBRARY | 0.00 | 235.08 |
| SUPREME COURT | 0.00 | 81.14 |
| COURT OF CRIMINAL APPEALS | 0.00 | 27.36 |
| COURT OF CIVIL APPEALS-THIRD DIST | 0.00 | 1.90 |
| COURT OF CIVIL APPEALS-FOURTH DIST | 0.00 | 15.00 |
| JUDICIAL QUALIFICATIONS COMMISSION | 0.00 | 24.00 |
| GOVERNOR-EXECUTIVE | 0.00 | 48,634.29 |
| ATTORNEY GENERAL | 0.00 | 1,503.96 |
| BOARD OF CONTROL | 0.00 | 27,377.46 |
| GENERAL LAND OFFICE | 0.00 | 241.50 |
| LIBRARY | 0.00 | 613.74 |
| SECRETARY OF STATE | 0.00 | 819.43 |
| AUDITOR | 0.00 | 280.04 |
| TREASURER | 0.00 | 2,204.30 |
| SECURITIES BOARD | 0.00 | 641.23 |
| COMMISSION FOR THE BLIND | 0.00 | 1,060.68 |
| FIREMENS PENSION COMMISSION | 0.00 | 36.25 |
| GOOD NEIGHBOR COMMISSION | 0.00 | 116.25 |
| ADJUTANT GENERAL | 0.00 | 2,166.92 |
| VETERANS AFFAIRS COMMISSION | 0.00 | 57.30 |
| LAW ENFORCEMENT OFFICER STANDARDS & EDUCATION | 0.00 | 83.05 |
| BUREAU OF LABOR STATISTICS | 0.00 | 42.68 |
| INDUSTRIAL ACCIDENT BOARD | 0.00 | 450.31 |
| INDUSTRIAL COMMISSION | 0.00 | 13,873.44 |
| DEPARTMENT OF HEALTH | 0.00 | 198,294.51 |
| U OF T-MD ANDERSON HOSPITAL & TUMOR INSTITUTE | 0.00 | 2,170.30 |
| BD OF EXAMINERS FOR HEARING AIDS | 0.00 | 104.04 |
| COMMISSION ON ALCOHOLISM | 0.00 | 23,069.43 |
| WATER QUALITY BOARD | 0.00 | 57,671.92 |
| AIR CONTROL BOARD | 0.00 | 80.00 |
| DEPARTMENT OF AGRICULTURE | 0.00 | 2,366.13 |
| WATER RIGHTS COMMISSION | 0.00 | 26,029.23 |
| TEXAS ANIMAL HEALTH COMMISSION | 0.00 | 2,052.16 |

FUND 001 GENERAL REVENUE FUND

EXPENDITURES:

REFUNDS RECEIVED
EXPENDITURESGROSS TOTAL
EXPENDITURES

| | | |
|--|------|------------|
| AGRICULTURAL EXTENSION SERVICE | 0.00 | 575.00 |
| AGRICULTURAL EXPERIMENT STATION | 0.00 | 129.45 |
| VETERINARY MEDICAL DIAGNOSTIC LABORATORY | 0.00 | 100.95 |
| FOREST SERVICE | 0.00 | 1,124.92 |
| RIO GRANDE COMPACT COMMISSION | 0.00 | 17.00 |
| WATER DEVELOPMENT BOARD | 0.00 | 61,490.11 |
| PECOS RIVER COMPACT COMMISSION | 0.00 | 8,000.00 |
| CORSICANA STATE HOME | 0.00 | 7,693.88 |
| WACO STATE HOME | 0.00 | 7,534.76 |
| BROWNWOOD STATE SCHOOL FOR GIRLS | 0.00 | 3,789.11 |
| MENTAL HEALTH & MENTAL RETARDATION | 0.00 | 150,396.16 |
| VERNON GERIATRIC CENTER | 0.00 | 19,124.05 |
| AMARILLO CTR FOR HUMAN DEVELOPMENT | 0.00 | 824.24 |
| BEAUMONT CTR FOR HUMAN DEVELOPMENT | 0.00 | 12,628.29 |
| RIO GRANDE STATE CENTER MHR | 0.00 | 16,368.16 |
| DENTON STATE SCHOOL | 0.00 | 62,442.31 |
| DALLAS MENTAL HEALTH CLINIC | 0.00 | 12,727.22 |
| COMMISSION FOR INDIAN AFFAIRS | 0.00 | 593.85 |
| FORT WORTH MENTAL HEALTH CLINIC | 0.00 | 5,263.59 |
| EAST TEXAS STATE CHEST HOSPITAL | 0.00 | 16,012.80 |
| RICHMOND STATE SCHOOL | 0.00 | 39,292.22 |
| LUFKIN STATE SCHOOL | 0.00 | 48,631.40 |
| CORPUS CHRISTI STATE SCHOOL | 0.00 | 12,860.34 |
| SAN ANGELO CENTER MHR | 0.00 | 15,305.99 |
| MEXIA STATE SCHOOL | 0.00 | 107,691.90 |
| SAN ANTONIO STATE CHEST HOSPITAL | 0.00 | 14,396.36 |
| KERRVILLE STATE HOSPITAL | 0.00 | 59,466.25 |
| TRAVIS STATE SCHOOL | 0.00 | 122,631.46 |
| ABILENE STATE SCHOOL | 0.00 | 89,480.27 |
| AUSTIN STATE HOSPITAL | 0.00 | 133,700.50 |
| AUSTIN STATE SCHOOL | 0.00 | 116,427.16 |
| RUSK STATE HOSPITAL | 0.00 | 79,755.00 |
| SAN ANTONIO STATE HOSPITAL | 0.00 | 172,268.71 |
| TERRELL STATE HOSPITAL | 0.00 | 97,284.94 |
| WICHITA FALLS STATE HOSPITAL | 0.00 | 72,405.04 |
| HARLINGEN STATE CHEST SANATORIUM | 0.00 | 5,074.99 |
| RESEARCH INSTITUTE OF MENTAL SCIENCES | 0.00 | 10,995.28 |
| BIG SPRING STATE HOSPITAL | 0.00 | 50,034.64 |
| LUBBOCK STATE SCHOOL | 0.00 | 18,039.28 |
| WEST TEXAS CHILDRENS HOME | 0.00 | 4,746.39 |
| GAINESVILLE STATE SCHOOL FOR BOYS | 0.00 | 92,204.91 |
| GAINESVILLE STATE SCHOOL FOR GIRLS | 0.00 | 9,183.41 |
| CROCKETT STATE SCHOOL FOR GIRLS | 0.00 | 7,343.86 |
| YOUTH COUNCIL | 0.00 | 3,830.49 |
| MOUNT VIEW SCHOOL FOR BOYS | 0.00 | 42,412.16 |
| DEPARTMENT OF CORRECTIONS | 0.00 | 94,308.01 |
| BOARD OF PARDONS & PAROLES | 0.00 | 190.60 |
| TEXAS EDUCATION AGENCY | 0.00 | 19,635.85 |
| A & M UNIVERSITY MAIN UNIVERSITY | 0.00 | 5,156.65 |

FUND 001 GENERAL REVENUE FUND

EXPENDITURES:

| | REFUNDS RECEIVED EXPENDITURES | GROSS TOTAL EXPENDITURES |
|--|----------------------------------|-----------------------------|
| TARLETON COLLEGE | 0.00 | 208.27 |
| U OF T AT ARLINGTON | 0.00 | 143.20 |
| PRAIRIE VIEW A & M COLLEGE | 0.00 | 91.29 |
| SOUTHERN UNIVERSITY | 0.00 | 351.45 |
| TEXAS MARITIME ACADEMY | 0.00 | 383.83 |
| TEXAS STATE TECHNICAL INSTITUTE | 0.00 | 1,095.20 |
| UNIVERSITY OF TEXAS AT AUSTIN | 0.00 | 8,322.99 |
| U OF T MEDICAL SCHOOL AT SAN ANTONIO | 0.00 | 519.24 |
| U OF T DENTAL SCHOOL AT HOUSTON | 0.00 | 160.45 |
| TEXAS SOUTHWESTERN MEDICAL SCHOOL | 0.00 | 1,297.78 |
| UNIVERSITY OF HOUSTON | 0.00 | 78.50 |
| TEXAS WOMANS UNIVERSITY | 0.00 | 3,044.18 |
| A & I UNIVERSITY | 0.00 | 1,176.16 |
| TEXAS TECHNOLOGICAL UNIV | 0.00 | 190.01 |
| MIDWESTERN UNIVERSITY | 0.00 | 9.55 |
| TEXAS TECH UNIVER SCHOOL OF MEDICINE | 0.00 | 198,884.41 |
| UT DENTAL BR AT SAN ANTONIO | 0.00 | 93.70 |
| EAST TEXAS STATE UNIV | 0.00 | 3,643.58 |
| NORTH TEXAS STATE UNIVERSITY | 0.00 | 277.25 |
| SAM HOUSTON STATE UNIV | 0.00 | 1,368.08 |
| SOUTHWEST TEXAS STATE UNIV | 0.00 | 1,011.58 |
| S F AUSTIN STATE UNIV | 0.00 | 27.15 |
| SUL ROSS STATE UNIV | 0.00 | 421.70 |
| WEST TEXAS STATE UNIVERSITY | 0.00 | 181.39 |
| BOARD OF REGENTS STATE SENIOR COLLEGES | 0.00 | 2.15 |
| COORDINATING BOARD COLLEGE & UNIV SYSTEM | 0.00 | 3,277.86 |
| PARKS AND WILD LIFE DEPARTMENT | 0.00 | 70,236.70 |
| HISTORICAL SURVEY COMMITTEE | 0.00 | 809.00 |
| TEXAS FINE ARTS COMMISSION | 0.00 | 16.44 |
| TEXAS TOURIST DEVELOPMENT AGENCY | 0.00 | 68.87 |
| ADMIRAL NIMITZ MUSEUM | 0.00 | 125.00 |
| 096 OPERATING FUND TRANSFERS | | |
| COMPTROLLER OF PUBLIC ACCOUNTS | 0.00 | 8,217,603.38 |
| DEPARTMENT OF PUBLIC WELFARE | 0.00 | 6,678,299.00 |
| TEXAS EDUCATION AGENCY | 0.00 | 64,944.00 |
| 097 MERCHANDISE PURCHASED FOR RESALE | | |
| CORSICANA STATE HOME | 0.00 | 2,182.85 |
| BROWNWOOD STATE SCHOOL FOR GIRLS | 0.00 | 914.18 |
| VERNON GERIATRIC CENTER | 0.00 | 35,296.98 |
| DENTON STATE SCHOOL | 0.00 | 31,543.52 |
| RICHMOND STATE SCHOOL | 147.72 | 15,119.45 |
| LUFKIN STATE SCHOOL | 130.73 | 36,845.37 |
| CORPUS CHRISTI STATE SCHOOL | 0.00 | 1,386.82 |
| MEXIA STATE SCHOOL | 177.23 | 72,355.03 |
| KERRVILLE STATE HOSPITAL | 0.00 | 64,311.42 |
| TRAVIS STATE SCHOOL | 0.00 | 66,199.68 |
| ABILENE STATE SCHOOL | 3.25 | 44,820.64 |
| AUSTIN STATE HOSPITAL | 0.00 | 97,168.37 |
| AUSTIN STATE SCHOOL | 0.00 | 56,188.88 |

FUND 001 GENERAL REVENUE FUND

EXPENDITURES:

| | REFUNDS RECEIVED EXPENDITURES | GROSS TOTAL EXPENDITURES |
|--|----------------------------------|-----------------------------|
| RUSK STATE HOSPITAL | 190.00 | 136,985.25 |
| SAN ANTONIO STATE HOSPITAL | 24.26 | 84,795.04 |
| TERRELL STATE HOSPITAL | 0.00 | 101,020.96 |
| WICHITA FALLS STATE HOSPITAL | 0.00 | 109,113.04 |
| BIG SPRING STATE HOSPITAL | 0.00 | 68,431.24 |
| LUBBOCK STATE SCHOOL | 0.00 | 6,618.63 |
| GATESVILLE STATE SCHOOL FOR BOYS | 6.12 | 18,474.03 |
| GAINESVILLE STATE SCHOOL FOR GIRLS | 0.00 | 6,136.06 |
| CROCKETT STATE SCHOOL FOR GIRLS | 0.00 | 4,043.37 |
| MOUNT VIEW SCHOOL FOR BOYS | 0.00 | 20,142.74 |
| 099 DEPT TRANSFER-APPRO & CASH TRANSFERS TEXAS EDUCATION AGENCY | 0.00 | 3,211,063.76 |
| 199 REVENUE REFUNDS APPLIED | | |
| COMPTROLLER OF PUBLIC ACCOUNTS | 0.00 | 3,029,320.79 |
| EMPLOYEES RETIREMENT SYSTEM | 0.00 | 8,550.01 |
| DENTON STATE SCHOOL | 0.00 | 42.41 |
| EAST TEXAS STATE CHEST HOSPITAL | 0.00 | 37.69 |
| RICHMOND STATE SCHOOL | 0.00 | 14.15 |
| LUFKIN STATE SCHOOL | 0.00 | 8.63 |
| MEXIA STATE SCHOOL | 0.00 | 49.78 |
| SAN ANTONIO STATE CHEST HOSPITAL | 0.00 | 9,200.00 |
| TRAVIS STATE SCHOOL | 0.00 | 4.71 |
| AUSTIN STATE HOSPITAL | 0.00 | 32.98 |
| AUSTIN STATE SCHOOL | 0.00 | 55.48 |
| RUSK STATE HOSPITAL | 0.00 | 76.58 |
| TERRELL STATE HOSPITAL | 0.00 | 122.51 |
| WICHITA FALLS STATE HOSPITAL | 0.00 | 23.56 |
| HARLINGEN STATE CHEST SANATORIUM | 0.00 | 84.82 |
| RESEARCH INSTITUTE OF MENTAL SCIENCES | 0.00 | 18.85 |
| A & M UNIVERSITY MAIN UNIVERSITY | 0.00 | 8.95 |
| 221 INTERDEPARTMENTAL TRANSFER-CENTREX PHONE SERV SENATE | 0.00 | 36,769.00 |
| HOUSE OF REPRESENTATIVES | 0.00 | 60,050.78 |
| LEGISLATIVE COUNCIL | 0.00 | 7,962.38 |
| LEGISLATIVE BUDGET BOARD | 0.00 | 7,972.97 |
| LEGISLATIVE REFERENCE LIBRARY | 0.00 | 692.78 |
| SUPREME COURT | 0.00 | 4,051.00 |
| COURT OF CRIMINAL APPEALS | 0.00 | 1,969.28 |
| JUDICIAL COUNCIL | 0.00 | 305.11 |
| STATE ATTY BEFORE COURT OF CRIMINAL APPEALS | 0.00 | 483.85 |
| COURT OF CIVIL APPEALS-THIRD DIST | 0.00 | 717.03 |
| JUDICIAL QUALIFICATIONS COMMISSION | 0.00 | 463.16 |
| GOVERNOR-EXECUTIVE | 0.00 | 97,319.15 |
| ATTORNEY GENERAL | 0.00 | 14,327.55 |
| BOARD OF CONTROL | 0.00 | 25,586.88 |
| GENERAL LAND OFFICE | 0.00 | 10,894.14 |
| LIBRARY | 0.00 | 9,504.54 |
| SECRETARY OF STATE | 0.00 | 14,076.89 |
| AUDITOR | 0.00 | 5,278.35 |

FUND 001 GENERAL REVENUE FUND

EXPENDITURES:

| | REFUNDS RECEIVED EXPENDITURES | GROSS TOTAL EXPENDITURES |
|---|----------------------------------|-----------------------------|
| TREASURER | 0.00 | 8,697.11 |
| SECURITIES BOARD | 0.00 | 12,144.57 |
| COMMISSION FOR THE BLIND | 0.00 | 13,596.40 |
| FIREMENS PENSION COMMISSION | 0.00 | 371.20 |
| GOOD NEIGHBOR COMMISSION | 0.00 | 1,085.15 |
| MASS TRANSPORTATION COMMISSION | 0.00 | 298.59 |
| ADJUTANT GENERAL | 0.00 | 30,003.30 |
| VETERANS AFFAIRS COMMISSION | 0.00 | 2,762.05 |
| LAW ENFORCEMENT OFFICER STANDARDS & EDUCATION | 0.00 | 804.29 |
| BUREAU OF LABOR STATISTICS | 0.00 | 3,880.19 |
| INDUSTRIAL ACCIDENT BOARD | 0.00 | 1,248.35 |
| INDUSTRIAL COMMISSION | 0.00 | 17,034.44 |
| BOARD OF PRIVATE DETECTIVES ETC | 0.00 | 1,095.14 |
| BD OF EXAMINERS FOR HEARING AIDS | 0.00 | 2,607.11 |
| COMMISSION ON ALCOHOLISM | 0.00 | 7,003.21 |
| WATER QUALITY BOARD | 0.00 | 20,226.13 |
| DEPARTMENT OF AGRICULTURE | 0.00 | 81,912.73 |
| WATER RIGHTS COMMISSION | 0.00 | 15,303.36 |
| TEXAS ANIMAL HEALTH COMMISSION | 0.00 | 33,720.46 |
| WATER DEVELOPMENT BOARD | 0.00 | 51,211.57 |
| BOARD OF PARDONS & PAROLES | 0.00 | 3,851.60 |
| BOARD OF REGENTS STATE SENIOR COLLEGES | 0.00 | 2,415.12 |
| COORDINATING BOARD COLLEGE & UNIV SYSTEM | 0.00 | 16,568.42 |
| PARKS AND WILD LIFE DEPARTMENT | 0.00 | 1,788.92 |
| HISTORICAL SURVEY COMMITTEE | 0.00 | 6,925.87 |
| TEXAS TOURIST DEVELOPMENT AGENCY | 0.00 | 5,318.94 |
| 999 EXPENDITURE REFUNDS APPLIED | | |
| SENATE | 0.00 | 169.74 |
| HOUSE OF REPRESENTATIVES | 0.00 | 1,535.69 |
| LEGISLATIVE COUNCIL | 0.00 | 90.24 |
| LEGISLATIVE REFERENCE LIBRARY | 0.00 | 15.60 |
| DISTRICT COURTS COMPTROLLERS JUDICIARY SEC | 0.00 | 1,533.65 |
| GOVERNOR-EXECUTIVE | 0.00 | 47.61 |
| ATTORNEY GENERAL | 0.00 | 30.00 |
| BOARD OF CONTROL | 0.00 | 34,878.81 |
| GENERAL LAND OFFICE | 0.00 | 23.33 |
| SECURITIES BOARD | 0.00 | 4.07 |
| COMMISSION FOR THE BLIND | 0.00 | 3,832.13 |
| DEPARTMENT OF PUBLIC WELFARE | 0.00 | 945.82 |
| EMPLOYEES RETIREMENT SYSTEM | 0.00 | 95,688.36 |
| ADJUTANT GENERAL | 0.00 | 7,956.91 |
| LAW ENFORCEMENT OFFICER STANDARDS & EDUCATION | 0.00 | 79.49 |
| BUREAU OF LABOR STATISTICS | 0.00 | 438.02 |
| INDUSTRIAL COMMISSION | 0.00 | 400.00 |
| DEPARTMENT OF HEALTH | 0.00 | 343,023.20 |
| WATER QUALITY BOARD | 0.00 | 22.75 |
| DEPARTMENT OF AGRICULTURE | 0.00 | 672.73 |
| TEXAS ANIMAL HEALTH COMMISSION | 0.00 | 8.51 |
| AGRICULTURAL EXTENSION SERVICE | 0.00 | 196.00 |

FUND 001 GENERAL REVENUE FUND

EXPENDITURES:

| | REFUNDS RECEIVED EXPENDITURES | GROSS TOTAL EXPENDITURES |
|---|----------------------------------|-----------------------------|
| AGRICULTURAL EXPERIMENT STATION | 0.00 | 5,514.03 |
| FOREST SERVICE | 0.00 | 566.68 |
| WATER DEVELOPMENT BOARD | 0.00 | 226.85 |
| CORSICANA STATE HOME | 0.00 | 1,232.45 |
| WACO STATE HOME | 0.00 | 300.99 |
| MENTAL HEALTH & MENTAL RETARDATION | 0.00 | 13,087.11 |
| VERNON GERIATRIC CENTER | 0.00 | 272.55 |
| AMARILLO CTR FOR HUMAN DEVELOPMENT | 0.00 | 29.60 |
| BEAUMONT CTR FOR HUMAN DEVELOPMENT | 0.00 | 26.40 |
| RIO GRANDE STATE CENTER MHR | 0.00 | 420.45 |
| DENTON STATE SCHOOL | 0.00 | 1,435.87 |
| DALLAS MENTAL HEALTH CLINIC | 0.00 | 122.60 |
| EAST TEXAS STATE CHEST HOSPITAL | 0.00 | 278.76 |
| RICHMOND STATE SCHOOL | 0.00 | 2,073.11 |
| LUFKIN STATE SCHOOL | 0.00 | 2,409.97 |
| CORPUS CHRISTI STATE SCHOOL | 0.00 | 19.35 |
| SAN ANGELO CENTER MHR | 0.00 | 132.19 |
| MEXIA STATE SCHOOL | 0.00 | 1,026.46 |
| SAN ANTONIO STATE CHEST HOSPITAL | 0.00 | 1,223.30 |
| KERRVILLE STATE HOSPITAL | 0.00 | 746.22 |
| TRAVIS STATE SCHOOL | 0.00 | 1,142.86 |
| ABILENE STATE SCHOOL | 0.00 | 667.68 |
| AUSTIN STATE HOSPITAL | 0.00 | 4,180.99 |
| AUSTIN STATE SCHOOL | 0.00 | 4,544.01 |
| RUSK STATE HOSPITAL | 0.00 | 1,426.37 |
| SAN ANTONIO STATE HOSPITAL | 0.00 | 144,338.32 |
| TERRELL STATE HOSPITAL | 0.00 | 978.85 |
| WICHITA FALLS STATE HOSPITAL | 0.00 | 841.09 |
| HARLINGEN STATE CHEST SANATORIUM | 0.00 | 153.91 |
| RESEARCH INSTITUTE OF MENTAL SCIENCES | 0.00 | 7,464.72 |
| BIG SPRING STATE HOSPITAL | 0.00 | 481.24 |
| LUBBOCK STATE SCHOOL | 0.00 | 287.60 |
| WEST TEXAS CHILDRENS HOME | 0.00 | 84.90 |
| GATESVILLE STATE SCHOOL FOR BOYS | 0.00 | 729.74 |
| GAINESVILLE STATE SCHOOL FOR GIRLS | 0.00 | 227.85 |
| CROCKETT STATE SCHOOL FOR GIRLS | 0.00 | 12.63 |
| YOUTH COUNCIL | 0.00 | 55.30 |
| MOUNT VIEW SCHOOL FOR BOYS | 0.00 | 247.60 |
| DEPARTMENT OF CORRECTIONS | 0.00 | 65,023.03 |
| BOARD OF PARDONS & PAROLES | 0.00 | 9.73 |
| TEXAS EDUCATION AGENCY | 0.00 | 2,837.38 |
| A & M UNIV SYSTEM ADMINISTRATION | 0.00 | 2,235.20 |
| A & M UNIVERSITY MAIN UNIVERSITY | 0.00 | 22,881.77 |
| ENGINEERING EXPERIMENT STATION & TRANSPR INST | 0.00 | 663.24 |
| U OF T AT ARLINGTON | 0.00 | 9,960.21 |
| PRAIRIE VIEW A & M COLLEGE | 0.00 | 624.12 |
| TEXAS MARITIME ACADEMY | 0.00 | 262.11 |
| TEXAS STATE TECHNICAL INSTITUTE | 0.00 | 2,619.13 |
| A & I UNIVERSITY | 0.00 | 745.77 |

FUND 001 GENERAL REVENUE FUND

EXPENDITURES:

REFUNDS RECEIVED
EXPENDITURES

GROSS TOTAL
EXPENDITURES

| | | |
|--|------|----------|
| TEXAS TECHNOLOGICAL UNIV | 0.00 | 3,920.82 |
| TEXAS TECH UNIVER SCHOOL OF MEDICINE | 0.00 | 163.25 |
| EAST TEXAS STATE UNIV | 0.00 | 173.20 |
| SOUTHWEST TEXAS STATE UNIV | 0.00 | 35.00 |
| S F AUSTIN STATE UNIV | 0.00 | 1,694.44 |
| COORDINATING BOARD COLLEGE & UNIV SYSTEM | 0.00 | 1,036.40 |
| PARKS AND WILD LIFE DEPARTMENT | 0.00 | 122.84 |
| HISTORICAL SURVEY COMMITTEE | 0.00 | 26.00 |
| TEXAS FINE ARTS COMMISSION | 0.00 | 50.80 |

TOTAL EXPENDITURES

805,687.70

1,139,898,485.26

1,139,092,797.56

NET CASH BALANCE, AUGUST 31, 1971

115,083,866.45-

FUND 002 AVAILABLE SCHOOL FUND

NET CASH BALANCE, SEPTEMBER 1, 1970

6,957,486.21-

| | REFUNDS PAID RECEIPTS | GROSS TOTAL RECEIPTS | |
|--|--------------------------|-------------------------|------------------------|
| RECEIPTS: | | | |
| 001 AD VALOREM TAX | | | |
| TEXAS EDUCATION AGENCY | 0.00 | 43,287,714.44- | |
| 180 MISC OCCUPATION TAXES PENALTY & INT | | | |
| TEXAS EDUCATION AGENCY | 0.00 | 1,800.00- | |
| 200 STORE AND EXEMPTION LICENSE FEES & PENALTY | | | |
| TEXAS EDUCATION AGENCY | 0.00 | 1,377,536.80- | |
| 300 STORE AND EXEMPTION LICENSE SERVICE FEES | | | |
| TEXAS EDUCATION AGENCY | 0.00 | 5,627.23- | |
| 441 RENTAL LANDS AND BUILDINGS | | | |
| TEXAS EDUCATION AGENCY | 0.00 | 44,826.93- | |
| 443 OTHER RENTALS LEASES AND EASEMENTS | | | |
| TEXAS EDUCATION AGENCY | 0.00 | 113,217.96- | |
| 500 INTEREST ON STATE DEPOSITS | | | |
| TEXAS EDUCATION AGENCY | 0.00 | 494,291.41- | |
| 501 INTEREST ON COUNTY DEPOSITS | | | |
| TEXAS EDUCATION AGENCY | 0.00 | 2,648.16- | |
| 510 INTEREST ON INVESTMENTS | | | |
| TEXAS EDUCATION AGENCY | 0.00 | 27,182,298.41- | |
| 511 DIVIDENDS ON CORPORATE STOCK | | | |
| TEXAS EDUCATION AGENCY | 0.00 | 9,543,834.39- | |
| 515 INTEREST ON LAND SALES | | | |
| TEXAS EDUCATION AGENCY | 0.00 | 121,745.10- | |
| 517 OTHER INTEREST | | | |
| TEXAS EDUCATION AGENCY | 0.00 | 9,262.59- | |
| 562 ESCHEATED ESTATES | | | |
| TEXAS EDUCATION AGENCY | 0.00 | 316,023.04- | |
| 620 UNEXPENDED BALANCES | | | |
| TEXAS EDUCATION AGENCY | 0.00 | 41,595.86- | |
| 625 DEPT TRANS-SALES OF SUPPLIES & SER | | | |
| TEXAS EDUCATION AGENCY | 0.00 | 1,126.65- | |
| 626 DEPT TRANS-APPRO & FUND TRANSFERS | | | |
| TEXAS EDUCATION AGENCY | 0.00 | 17,400,000.00 | |
| 627 AMORTIZATION PREMIUMS & DISCOUNT-PURCHASED | | | |
| TEXAS EDUCATION AGENCY | 0.00 | 850,894.93- | |
| 650 UNAPPROPRIATED FROM FUND 120 | | | |
| TEXAS EDUCATION AGENCY | 0.00 | 150,021,721.37- | |
| 655 UNAPPROPRIATED FROM FUND 060 | | | |
| TEXAS EDUCATION AGENCY | 0.00 | 81,828,653.48- | |
| 662 UNCLAIMED AIRCRAFT FUEL REFUNDS | | | |
| TEXAS EDUCATION AGENCY | 0.00 | 220,905.81- | |
| 663 UNCLAIMED MOTORBOAT FUEL REFUNDS | | | |
| TEXAS EDUCATION AGENCY | 0.00 | 567,523.38- | |
| 999 EXPENDITURE REFUNDS APPLIED | | | |
| TEXAS EDUCATION AGENCY | 0.00 | 2,858.07- | |
| TOTAL RECEIPTS | 0.00 | 298,636,106.01- | 298,636,106.01- |
| TOTAL NET RECEIPTS | | | 298,636,106.01- |
| TOTAL | | | 305,593,592.22- |

FUND 002 AVAILABLE SCHOOL FUND

EXPENDITURES:

| | REFUNDS RECEIVED EXPENDITURES | GROSS TOTAL EXPENDITURES | |
|---|----------------------------------|-----------------------------|----------------|
| 040 SCHOOL APPORTIONMENT TEXAS EDUCATION AGENCY | 2,858.07 | 290,024,559.94 | |
| 080 ACCRUED INTEREST ON INVESTMENTS TEXAS EDUCATION AGENCY | 0.00 | 140,346.36 | |
| 999 EXPENDITURE REFUNDS APPLIED TEXAS EDUCATION AGENCY | 0.00 | 2,858.07 | |
| TOTAL EXPENDITURES | 2,858.07 | 290,167,764.37 | 290,164,906.30 |
| NET CASH BALANCE, AUGUST 31, 1971 | | | 15,428,685.92- |

FUND 003 TEXTBOOK FUND

NET CASH BALANCE, SEPTEMBER 1, 1970

294,368.17-

RECEIPTS:

423 PUBLICATION AND ADVERTISING SALES
 TEXAS EDUCATION AGENCY
 500 INTEREST ON STATE DEPOSITS
 TEXAS EDUCATION AGENCY
 626 DEPT. TRANS-APPRO & FUND TRANSFERS
 TEXAS EDUCATION AGENCY

REFUNDS PAID
 RECEIPTS

0.00
 0.00
 0.00

GROSS TOTAL
 RECEIPTS

0906,497.97-
 28,542.18-
 17,400,000.00-

TOTAL RECEIPTS

0.00

18,335,040.15- 18,335,040.15-

TOTAL NET RECEIPTS

18,335,040.15-

TOTAL

18,629,408.32-

EXPENDITURES:

063 TEXTBOOKS
 TEXAS EDUCATION AGENCY
 096 OPERATING FUND TRANSFERS
 TEXAS EDUCATION AGENCY

REFUNDS RECEIVED
 EXPENDITURES

0.00
 0.00
 0.00

GROSS TOTAL
 EXPENDITURES

17,893,306.33
 468,753.76
 18,362,060.09

TOTAL EXPENDITURES

18,362,060.09

NET CASH BALANCE, AUGUST 31, 1971

267,348.23-

FUND 004 PAN AMERICAN UNIV MINERAL FUND

NET CASH BALANCE, SEPTEMBER 1, 1970

2,659.00-

| | REFUNDS PAID RECEIPTS | GROSS TOTAL RECEIPTS | |
|--|--------------------------|-------------------------|-----------|
| RECEIPTS: | | | |
| 440 MINERAL LEASE BONUS & PROSPECT RENTAL PAN AMERICAN UNIVERSITY | 0.00 | 526.35- | |
| TOTAL RECEIPTS | 0.00 | 526.35- | 526.35- |
| TOTAL NET RECEIPTS | | | 526.35- |
| TOTAL | | | 3,185.35- |
| TOTAL EXPENDITURES | 0.00 | 0.00 | 0.00 |
| NET CASH BALANCE, AUGUST 31, 1971 | | | 3,185.35- |

FUND 005 CONFEDERATE PENSION FUND

NET CASH BALANCE, SEPTEMBER 1, 1970

2,296,406.77-

| RECEIPTS: | REFUNDS PAID RECEIPTS | GROSS TOTAL RECEIPTS | |
|---|--------------------------|-------------------------|---------------|
| 001 AD VALOREM TAX COMPTROLLER OF PUBLIC ACCOUNTS | 0.00 | 3,433,640.81- | |
| 500 INTEREST ON STATE DEPOSITS COMPTROLLER OF PUBLIC ACCOUNTS | 0.00 | 57,370.45- | |
| 501 INTEREST ON COUNTY DEPOSITS COMPTROLLER OF PUBLIC ACCOUNTS | 0.00 | 211.87- | |
| 620 UNEXPENDED BALANCES COMPTROLLER OF PUBLIC ACCOUNTS | 0.00 | 3,161,016.39 | |
| TOTAL RECEIPTS | 0.00 | 330,206.74- | 330,206.74- |
| TOTAL NET RECEIPTS | | | 330,206.74- |
| TOTAL | | | 2,626,613.51- |

| EXPENDITURES: | REFUNDS RECEIVED EXPENDITURES | GROSS TOTAL EXPENDITURES | |
|--|----------------------------------|-----------------------------|-----------|
| 028 OTHER OPERATING EXPENSES COMPTROLLER OF PUBLIC ACCOUNTS | 0.00 | 1,000.00 | |
| 038 CONFEDERATE PENSIONS COMPTROLLER OF PUBLIC ACCOUNTS | 0.00 | 21,300.00 | |
| 039 RANGER PENSIONS COMPTROLLER OF PUBLIC ACCOUNTS | 0.00 | 72,480.00 | |
| TOTAL EXPENDITURES | 0.00 | 94,780.00 | 94,780.00 |

NET CASH BALANCE, AUGUST 31, 1971

2,531,833.51-

FUND 006 STATE HIGHWAY FUND

NET CASH BALANCE, SEPTEMBER 1, 1970

122,733,172.75-

| RECEIPTS: | REFUNDS PAID | GROSS TOTAL |
|--|--------------|-----------------|
| | RECEIPTS | RECEIPTS |
| 063 MOTOR FUEL LUBRICANT SALES TAX HIGHWAY DEPARTMENT | 0.00 | 3,202,940.00- |
| 204 MOTOR VEHICLE REGISTRATION FEES HIGHWAY DEPARTMENT | 0.00 | 152,675,635.35- |
| 205 PERSONALIZED LICENSE PLATE FEES HIGHWAY DEPARTMENT | 0.00 | 20,053.50- |
| 216 TRUCK AND AUTOMOBILE PERMIT FEES HIGHWAY DEPARTMENT | 0.00 | 2,087,992.18- |
| 223 MOTOR CARRIER PERMIT LIC FEES & FINES HIGHWAY DEPARTMENT | 0.00 | 97,541.44- |
| 250 CERTIFICATE OF TITLE FEES HIGHWAY DEPARTMENT | 0.00 | 1,339,171.50- |
| 255 OTHER INSPECTION AND CERTIFICATION FEES HIGHWAY DEPARTMENT | 0.00 | 1,689.00- |
| 310 OTHER FILING OFFICE AND SERVICE FEES HIGHWAY DEPARTMENT | 0.00 | 388,197.19- |
| 400 PRINCIPAL ON LAND SALES HIGHWAY DEPARTMENT | 0.00 | 35,035.50- |
| 402 OIL AND GAS ROYALTIES HIGHWAY DEPARTMENT | 0.00 | 265.84- |
| 405 BUILDING SALES HIGHWAY DEPARTMENT | 0.00 | 219,851.64- |
| 420 MACHINERY AND EQUIPMENT SALES HIGHWAY DEPARTMENT | 0.00 | 87,678.09- |
| 423 PUBLICATION AND ADVERTISING SALES HIGHWAY DEPARTMENT | 0.00 | 42,191.01- |
| 424 OPERATING SUPPLIES SALES HIGHWAY DEPARTMENT | 0.00 | 2,444.67- |
| 426 OTHER SALES HIGHWAY DEPARTMENT | 0.00 | 43,339.99- |
| 441 RENTAL LANDS AND BUILDINGS HIGHWAY DEPARTMENT | 0.00 | 837.32- |
| 442 RENTAL EQUIPMENT HIGHWAY DEPARTMENT | 0.00 | 696.16- |
| 443 OTHER RENTALS LEASES AND EASEMENTS HIGHWAY DEPARTMENT | 0.00 | 19,553.54- |
| 500 INTEREST ON STATE DEPOSITS HIGHWAY DEPARTMENT | 0.00 | 3,058,857.89- |
| 530 FEDERAL GRANTS HIGHWAY DEPARTMENT | 0.00 | 276,686,861.78- |
| 531 COUNTY AND CITY GRANTS HIGHWAY DEPARTMENT | 0.00 | 11,256,224.91- |
| 540 OTHER DONATIONS AND GRANTS HIGHWAY DEPARTMENT | 0.00 | 203,216.01- |
| 563 FORFEITURES HIGHWAY DEPARTMENT | 0.00 | 2,760.08- |
| 564 INSURANCE AND DAMAGES DEPARTMENT OF PUBLIC SAFETY | 0.00 | 997.11- |
| HIGHWAY DEPARTMENT | 0.00 | 672,380.85- |
| 565 WARRANTS VOIDED BY STATUTE OF LIMITATION HIGHWAY DEPARTMENT | 0.00 | 1,067.61- |

FUND 006 STATE HIGHWAY FUND

| RECEIPTS: | | REFUNDS PAID | GROSS TOTAL | |
|--------------------|--|----------------------|---|-----------------|
| | | RECEIPTS | RECEIPTS | |
| 570 | OTHER MISCELLANEOUS GOVERNMENTAL REVENUE HIGHWAY DEPARTMENT | 0.00 | 29,372.76- | |
| 620 | UNEXPENDED BALANCES HIGHWAY DEPARTMENT | 0.00 | 77,751.81- | |
| 621 | SERVICE CHARGES HIGHWAY DEPARTMENT | 0.00 | 159,019.24 | |
| 625 | DEPT TRANS-SALES OF SUPPLIES & SER DEPARTMENT OF PUBLIC SAFETY HIGHWAY DEPARTMENT | 0.00 | 145,615.37- | |
| 626 | DEPT TRANS-APPRO & FUND TRANSFERS HIGHWAY DEPARTMENT | 0.00 | 297,234.65- | |
| 655 | UNAPPROPRIATED FROM FUND 060 HIGHWAY DEPARTMENT | 0.00 | 14,464,353.85- | |
| 999 | EXPENDITURE REFUNDS APPLIED DEPARTMENT OF PUBLIC WELFARE EMPLOYEES RETIREMENT SYSTEM HIGHWAY DEPARTMENT | 0.00 0.00 0.00 | 3,736.06- 122,703.98- 571,781.76- | |
| TOTAL RECEIPTS | | 0.00 | 704,373,937.06- | 704,373,937.06- |
| TOTAL NET RECEIPTS | | | | 704,373,937.06- |
| TOTAL | | | | 827,107,109.81- |
| EXPENDITURES: | | REFUNDS RECEIVED | GROSS TOTAL | |
| | | EXPENDITURES | EXPENDITURES | |
| 001 | SALARIES AND WAGES DEPARTMENT OF PUBLIC SAFETY HIGHWAY DEPARTMENT | 0.00 10,393.87 | 16,010,326.16 148,438,254.44 | |
| 002 | PROFESSIONAL SERVICES AND FEES DEPARTMENT OF PUBLIC SAFETY | 0.00 | 42,888.78 | |
| 005 | EMPLOYEES RETIREMENT MATCHING EMPLOYEES RETIREMENT SYSTEM | 122,703.98 | 7,380,000.00 | |
| 007 | O A S I MATCHING DEPARTMENT OF PUBLIC WELFARE | 3,736.06 | 7,241,886.23 | |
| 010 | PRINTING AND OFFICE SUPPLIES DEPARTMENT OF PUBLIC SAFETY | 0.00 | 74,730.10 | |
| 011 | GASOLINE OIL LUB WASH AND GREASE DEPARTMENT OF PUBLIC SAFETY | 0.00 | 774,451.66 | |
| 013 | CLOTHING AND DRYGOODS FOR PERSONS DEPARTMENT OF PUBLIC SAFETY | 0.00 | 64,582.18 | |
| 014 | FEED FOR ANIMALS SEED AND SMALL PLANTS DEPARTMENT OF PUBLIC SAFETY | 0.00 | 100.00 | |
| 015 | DRUGS AND CHEMICALS FOR MEDICAL & LAB DEPARTMENT OF PUBLIC SAFETY | 0.00 | 51.75 | |
| 016 | OTHER SUPPLIES AND MATERIALS DEPARTMENT OF PUBLIC SAFETY | 0.00 | 432,330.69 | |
| 017 | OTHER SUPPLIES MATERIALS & OPER COSTS HIGHWAY DEPARTMENT | 185,228.47 | 65,153,635.06 | |

FUND 006 STATE HIGHWAY FUND

EXPENDITURES:

| | REFUNDS RECEIVED EXPENDITURES | GROSS TOTAL EXPENDITURES | |
|---|----------------------------------|-----------------------------|-----------------|
| 020 POSTAGE | | | |
| DEPARTMENT OF PUBLIC SAFETY | 0.00 | 459,983.49 | |
| 021 UTILITIES TELEPHONE AND TELEGRAPH | | | |
| DEPARTMENT OF PUBLIC SAFETY | 0.00 | 395,115.63 | |
| 022 TRANSPORTATION OF THINGS | | | |
| DEPARTMENT OF PUBLIC SAFETY | 0.00 | 5,592.41 | |
| 023 REPAIRS TO BUILDINGS CONTRACT | | | |
| DEPARTMENT OF PUBLIC SAFETY | 0.00 | 640.10 | |
| 024 REPAIRS OTHER CONTRACT | | | |
| DEPARTMENT OF PUBLIC SAFETY | 0.00 | 391,192.92 | |
| 025 TRAVEL EXPENSE | | | |
| DEPARTMENT OF PUBLIC SAFETY | 0.00 | 406,816.14 | |
| 026 RENTS | | | |
| DEPARTMENT OF PUBLIC SAFETY | 0.00 | 433,647.57 | |
| 027 SURETY BOND PREMIUMS | | | |
| DEPARTMENT OF PUBLIC SAFETY | 0.00 | 3.00 | |
| 028 OTHER OPERATING EXPENSES | | | |
| DEPARTMENT OF PUBLIC SAFETY | 0.00 | 555,341.84 | |
| 059 MISCELLANEOUS CLAIMS | | | |
| MISCELLANEOUS | 0.00 | 24,673.26 | |
| 060 EQUIPMENT AND FURNITURE INVENTORY | | | |
| DEPARTMENT OF PUBLIC SAFETY | 0.00 | 791,399.83 | |
| 062 LIBRARY BOOKS | | | |
| DEPARTMENT OF PUBLIC SAFETY | 0.00 | 5,229.10 | |
| 065 HWY DEPT CONSTR IMPROVE | | | |
| HIGHWAY DEPARTMENT | 376,159.42 | 454,076,783.71 | |
| 068 BLDG PURCHASED CONST & REMODELED | | | |
| DEPARTMENT OF PUBLIC SAFETY | 0.00 | 104,113.68 | |
| 095 DEPARTMENTAL TRANSFERS-PUR OF SUPP & SERVICES | | | |
| DEPARTMENT OF PUBLIC SAFETY | 0.00 | 28,530.56 | |
| HIGHWAY DEPARTMENT | 0.00 | 4,089,161.03 | |
| 096 OPERATING FUND TRANSFERS | | | |
| HIGHWAY DEPARTMENT | 0.00 | 14,000.00 | |
| 221 INTERDEPARTMENTAL TRANSFER-CENTREX PHONE SERV | | | |
| HIGHWAY DEPARTMENT | 0.00 | 204,953.38 | |
| 999 EXPENDITURE REFUNDS APPLIED | | | |
| DEPARTMENT OF PUBLIC WELFARE | 0.00 | 3,736.06 | |
| EMPLOYEES RETIREMENT SYSTEM | 0.00 | 122,703.98 | |
| HIGHWAY DEPARTMENT | 0.00 | 571,781.76 | |
| TOTAL EXPENDITURES | 698,221.80 | 708,298,636.50 | 707,600,414.70 |
| NET CASH BALANCE, AUGUST 31, 1971 | | | 119,506,695.11- |

FUND 007 STATE BUILDING FUND

NET CASH BALANCE, SEPTEMBER 1, 1970

3,338,647.50-

| RECEIPTS: | REFUNDS PAID RECEIPTS | GROSS TOTAL RECEIPTS | |
|---|--------------------------|-------------------------|-----------------------|
| 310 OTHER FILING OFFICE AND SERVICE FEES BUILDING COMMISSION | 0.00 | 1,385.82- | |
| 441 RENTAL LANDS AND BUILDINGS BUILDING COMMISSION | 0.00 | 58,942.76- | |
| 500 INTEREST ON STATE DEPOSITS BUILDING COMMISSION | 0.00 | 70,944.30- | |
| 510 INTEREST ON INVESTMENTS BUILDING COMMISSION | 0.00 | 39,687.50- | |
| 607 SALE / REDEMP OF INV; U S GOV SECURITIES BUILDING COMMISSION | 0.00 | 3,300,000.00- | |
| 620 UNEXPENDED BALANCES BUILDING COMMISSION | 0.00 | 3,161,016.39- | |
| 621 SERVICE CHARGES BUILDING COMMISSION | 0.00 | 1,455.90 | |
| 625 DEPT TRANS-SALES OF SUPPLIES & SER BUILDING COMMISSION | 0.00 | 816,801.92- | |
| 626 DEPT TRANS-APPRO & FUND TRANSFERS BUILDING COMMISSION | 0.00 | 800.00 | |
| 627 AMORTIZATION PREMIUMS & DISCOUNT-PURCHASED BUILDING COMMISSION | 0.00 | 101,313.94- | |
| 999 EXPENDITURE REFUNDS APPLIED BUILDING COMMISSION | 0.00 | 119.75- | |
| EMPLOYEES RETIREMENT SYSTEM | 0.00 | 372.46- | |
| TOTAL RECEIPTS | 0.00 | 7,548,328.94- | 7,548,328.94- |
| TOTAL NET RECEIPTS | | | 7,548,328.94- |
| TOTAL | | | 10,886,976.44- |

| EXPENDITURES: | REFUNDS RECEIVED EXPENDITURES | GROSS TOTAL EXPENDITURES |
|--|----------------------------------|-----------------------------|
| 001 SALARIES AND WAGES BUILDING COMMISSION | 0.00 | 467,458.71 |
| 002 PROFESSIONAL SERVICES AND FEES BUILDING COMMISSION | 0.00 | 353,245.68 |
| MENTAL HEALTH & MENTAL RETARDATION | 0.00 | 2,191.10 |
| 005 EMPLOYEES RETIREMENT MATCHING EMPLOYEES RETIREMENT SYSTEM | 372.46 | 22,700.00 |
| 007 D A S I MATCHING DEPARTMENT OF PUBLIC WELFARE | 0.00 | 16,277.61 |
| 010 PRINTING AND OFFICE SUPPLIES BUILDING COMMISSION | 0.00 | 1,876.48 |
| 011 GASOLINE OIL LUB WASH AND GREASE BUILDING COMMISSION | 0.00 | 1,049.35 |
| 016 OTHER SUPPLIES AND MATERIALS BUILDING COMMISSION | 0.00 | 3,020.67 |
| 020 POSTAGE BUILDING COMMISSION | 0.00 | 1,470.00 |

FUND 007 STATE BUILDING FUND

EXPENDITURES:

| | REFUNDS RECEIVED EXPENDITURES | GROSS TOTAL EXPENDITURES | |
|--|----------------------------------|-----------------------------|---------------|
| 021 UTILITIES TELEPHONE AND TELEGRAPH BUILDING COMMISSION | 0.00 | 1,063.20 | |
| 022 TRANSPORTATION OF THINGS BUILDING COMMISSION | 0.00 | 11.22 | |
| 023 REPAIRS TO BUILDINGS CONTRACT BUILDING COMMISSION | 0.00 | 333.31 | |
| 024 REPAIRS OTHER CONTRACT BUILDING COMMISSION | 0.00 | 906.37 | |
| 025 TRAVEL EXPENSE BUILDING COMMISSION | 0.00 | 22,688.96 | |
| 026 RENTS BUILDING COMMISSION | 0.00 | 7,559.30 | |
| 028 OTHER OPERATING EXPENSES BUILDING COMMISSION | 119.75 | 36,548.27 | |
| 059 MISCELLANEOUS CLAIMS MISCELLANEOUS | 0.00 | 54.00 | |
| 060 EQUIPMENT AND FURNITURE INVENTORY BUILDING COMMISSION | 0.00 | 19,196.59 | |
| 066 LAND PURCHASED BUILDING COMMISSION | 0.00 | 85,000.00 | |
| 067 LAND IMPROVEMENTS BUILDING COMMISSION | 0.00 | 6,855.00 | |
| 068 BLDG PURCHASED CONST & REMODELED BUILDING COMMISSION | 0.00 | 3,609,449.44 | |
| 072 PURCHASE OF U S GOVERNMENT SECURITIES BUILDING COMMISSION | 0.00 | 1,819.27 | |
| 083 DISCOUNTS ON INVESTMENTS BUILDING COMMISSION | 0.00 | 2,700,000.00 | |
| 095 DEPARTMENTAL TRANSFERS-PUR OF SUPP & SERVICES BUILDING COMMISSION | 0.00 | 58,458.94 | |
| 096 OPERATING FUND TRANSFERS BUILDING COMMISSION | 0.00 | 288,688.99 | |
| 221 INTERDEPARTMENTAL TRANSFER-CENTREX PHONE SERV BUILDING COMMISSION | 0.00 | 17,000.00 | |
| 999 EXPENDITURE REFUNDS APPLIED BUILDING COMMISSION | 0.00 | 13,257.85 | |
| EMPLOYEES RETIREMENT SYSTEM | 0.00 | 119.75 | |
| | | 372.46 | |
| TOTAL EXPENDITURES | 492.21 | 7,738,672.52 | 7,738,180.31 |
| NET CASH BALANCE, AUGUST 31, 1971 | | | 3,148,796.13- |

FUND 009 SPECIAL GAME & FISH FUND

NET CASH BALANCE, SEPTEMBER 1, 1970

7,001,287.51-

| RECEIPTS: | REFUNDS PAID RECEIPTS | GROSS TOTAL RECEIPTS |
|--|--------------------------|-------------------------|
| 178 OTHER MISCELLANEOUS TAXES | | |
| PARKS AND WILD LIFE DEPARTMENT | 0.00 | 459.46- |
| 199 REVENUE REFUNDS APPLIED | | |
| PARKS AND WILD LIFE DEPARTMENT | 0.00 | 104,550.04- |
| 218 GAME AND FISH LICENSE FEES | | |
| PARKS AND WILD LIFE DEPARTMENT | 174.00- | 6,355,472.45- |
| 402 OIL AND GAS ROYALTIES | | |
| PARKS AND WILD LIFE DEPARTMENT | 0.00 | 5,714.35- |
| 403 OTHER ROYALTIES | | |
| PARKS AND WILD LIFE DEPARTMENT | 0.00 | 1,450.60- |
| 404 SAND SHELL AND GRAVEL SALES | | |
| PARKS AND WILD LIFE DEPARTMENT | 104,376.04- | 1,350,776.43- |
| 420 MACHINERY AND EQUIPMENT SALES | | |
| PARKS AND WILD LIFE DEPARTMENT | 0.00 | 47,386.45- |
| 423 PUBLICATION AND ADVERTISING SALES | | |
| PARKS AND WILD LIFE DEPARTMENT | 0.00 | 194,581.40- |
| 426 OTHER SALES | | |
| PARKS AND WILD LIFE DEPARTMENT | 0.00 | 548.01- |
| 440 MINERAL LEASE BONUS & PROSPECT RENTAL | | |
| PARKS AND WILD LIFE DEPARTMENT | 0.00 | 10,300.00- |
| 443 OTHER RENTALS LEASES AND EASEMENTS | | |
| PARKS AND WILD LIFE DEPARTMENT | 0.00 | 70,300.23- |
| 530 FEDERAL GRANTS | | |
| PARKS AND WILD LIFE DEPARTMENT | 0.00 | 2,320,290.20- |
| 540 OTHER DONATIONS AND GRANTS | | |
| PARKS AND WILD LIFE DEPARTMENT | 0.00 | 10.00- |
| 550 COURT COST | | |
| PARKS AND WILD LIFE DEPARTMENT | 0.00 | 15,564.89- |
| 551 OTHER PENALTIES | | |
| PARKS AND WILD LIFE DEPARTMENT | 0.00 | 361,753.58- |
| 555 CONFISCATIONS | | |
| PARKS AND WILD LIFE DEPARTMENT | 0.00 | 17,749.92- |
| 563 FORFEITURES | | |
| PARKS AND WILD LIFE DEPARTMENT | 0.00 | 67.50- |
| 564 INSURANCE AND DAMAGES | | |
| PARKS AND WILD LIFE DEPARTMENT | 0.00 | 3,588.47- |
| 565 WARRANTS VOIDED BY STATUTE OF LIMITATION | | |
| PARKS AND WILD LIFE DEPARTMENT | 0.00 | 748.28- |
| 570 OTHER MISCELLANEOUS GOVERNMENTAL REVENUE | | |
| PARKS AND WILD LIFE DEPARTMENT | 0.00 | 1,717.21- |
| 621 SERVICE CHARGES | | |
| PARKS AND WILD LIFE DEPARTMENT | 0.00 | 151,317.41 |
| 625 DEPT TRANS-SALES OF SUPPLIES & SER | | |
| PARKS AND WILD LIFE DEPARTMENT | 0.00 | 3,149.50- |
| 626 DEPT TRANS-APPRO & FUND TRANSFERS | | |
| PARKS AND WILD LIFE DEPARTMENT | 0.00 | 1,200.00 |
| 999 EXPENDITURE REFUNDS APPLIED | | |
| EMPLOYEES RETIREMENT SYSTEM | 0.00 | 472.25- |
| PARKS AND WILD LIFE DEPARTMENT | 0.00 | 5,250.84- |

FUND 009 SPECIAL GAME & FISH FUND

| RECEIPTS: | | REFUNDS PAID RECEIPTS | GROSS TOTAL RECEIPTS | |
|--|--|----------------------------------|-----------------------------|----------------|
| TOTAL RECEIPTS | | 104,550.04- | 10,719,384.65- | 10,614,834.61- |
| TOTAL NET RECEIPTS | | | | 10,614,834.61- |
| TOTAL | | | | 17,616,122.12- |
| EXPENDITURES: | | REFUNDS RECEIVED EXPENDITURES | GROSS TOTAL EXPENDITURES | |
| 001 SALARIES AND WAGES | | | | |
| PARKS AND WILD LIFE DEPARTMENT | | 0.00 | 6,204,520.34 | |
| 002 PROFESSIONAL SERVICES AND FEES | | | | |
| PARKS AND WILD LIFE DEPARTMENT | | 0.00 | 251.00 | |
| 005 EMPLOYEES RETIREMENT MATCHING | | | | |
| EMPLOYEES RETIREMENT SYSTEM | | 472.25 | 311,700.00 | |
| 007 O A S I MATCHING | | | | |
| DEPARTMENT OF PUBLIC WELFARE | | 0.00 | 279,173.98 | |
| 010 PRINTING AND OFFICE SUPPLIES | | | | |
| PARKS AND WILD LIFE DEPARTMENT | | 0.00 | 343,374.32 | |
| 011 GASOLINE OIL LUB WASH AND GREASE | | | | |
| PARKS AND WILD LIFE DEPARTMENT | | 336.91 | 205,642.04 | |
| 013 CLOTHING AND DRYGOODS FOR PERSONS | | | | |
| PARKS AND WILD LIFE DEPARTMENT | | 0.00 | 54,711.36 | |
| 014 FEED FOR ANIMALS SEED AND SMALL PLANTS | | | | |
| PARKS AND WILD LIFE DEPARTMENT | | 0.00 | 33,082.24 | |
| 015 DRUGS AND CHEMICALS FOR MEDICAL & LAB | | | | |
| PARKS AND WILD LIFE DEPARTMENT | | 2.90 | 2,154.72 | |
| 016 OTHER SUPPLIES AND MATERIALS | | | | |
| PARKS AND WILD LIFE DEPARTMENT | | 31.00 | 271,271.05 | |
| 020 POSTAGE | | | | |
| PARKS AND WILD LIFE DEPARTMENT | | 0.00 | 82,052.44 | |
| 021 UTILITIES TELEPHONE AND TELEGRAPH | | | | |
| PARKS AND WILD LIFE DEPARTMENT | | 0.00 | 136,734.99 | |
| 022 TRANSPORTATION OF THINGS | | | | |
| PARKS AND WILD LIFE DEPARTMENT | | 0.00 | 4,630.98 | |
| 023 REPAIRS TO BUILDINGS CONTRACT | | | | |
| PARKS AND WILD LIFE DEPARTMENT | | 0.00 | 14,459.67 | |
| 024 REPAIRS OTHER CONTRACT | | | | |
| PARKS AND WILD LIFE DEPARTMENT | | 22.28 | 139,781.40 | |
| 025 TRAVEL EXPENSE | | | | |
| PARKS AND WILD LIFE DEPARTMENT | | 0.00 | 430,468.11 | |
| 026 RENTS | | | | |
| PARKS AND WILD LIFE DEPARTMENT | | 161.00 | 166,377.49 | |
| 028 OTHER OPERATING EXPENSES | | | | |
| PARKS AND WILD LIFE DEPARTMENT | | 4,696.75 | 397,186.69 | |
| 059 MISCELLANEOUS CLAIMS | | | | |
| MISCELLANEOUS | | 0.00 | 1,016.50 | |
| 060 EQUIPMENT AND FURNITURE INVENTORY | | | | |
| PARKS AND WILD LIFE DEPARTMENT | | 0.00 | 513,775.88 | |
| 067 LAND IMPROVEMENTS | | | | |
| PARKS AND WILD LIFE DEPARTMENT | | 0.00 | 1,418,847.12 | |

FUND 009 SPECIAL GAME & FISH FUND

EXPENDITURES:

| | REFUNDS RECEIVED EXPENDITURES | GROSS TOTAL EXPENDITURES | |
|---|----------------------------------|-----------------------------|----------------------|
| 068 BLDG PURCHASED CONST & REMODELED PARKS AND WILD LIFE DEPARTMENT | 0.00 | 20,873.50 | |
| 095 DEPARTMENTAL TRANSFERS-PUR OF SUPP & SERVICES PARKS AND WILD LIFE DEPARTMENT | 0.00 | 134,252.20 | |
| 096 OPERATING FUND TRANSFERS PARKS AND WILD LIFE DEPARTMENT | 0.00 | 26,000.00 | |
| 199 REVENUE REFUNDS APPLIED PARKS AND WILD LIFE DEPARTMENT | 0.00 | 104,550.04 | |
| 221 INTERDEPARTMENTAL TRANSFER-CENTREX PHONE SERV PARKS AND WILD LIFE DEPARTMENT | 0.00 | 31,249.40 | |
| 999 EXPENDITURE REFUNDS APPLIED EMPLOYEES RETIREMENT SYSTEM | 0.00 | 472.25 | |
| PARKS AND WILD LIFE DEPARTMENT | 0.00 | 5,250.84 | |
| TOTAL EXPENDITURES | 5,723.09 | 11,333,860.55 | 11,328,137.46 |
| NET CASH BALANCE, AUGUST 31, 1971 | | | 6,287,984.66- |

FUND 010 MOTOR VEHICLE INSURANCE FUND

NET CASH BALANCE, SEPTEMBER 1, 1970

178,106.13-

| RECEIPTS: | REFUNDS PAID RECEIPTS | GROSS TOTAL RECEIPTS | |
|---|--------------------------|-------------------------|-------------|
| 157 INS COMPANIES MAINTENANCE TAX & PENALTY & INT BOARD OF INSURANCE | 0.00 | 272,033.83- | |
| 621 SERVICE CHARGES BOARD OF INSURANCE | 0.00 | 10,300.00 | |
| 626 DEPT TRANS-APPRO & FUND TRANSFERS BOARD OF INSURANCE | 0.00 | 20,000.00- | |
| TOTAL RECEIPTS | 0.00 | 281,733.83- | 281,733.83- |
| TOTAL NET RECEIPTS | | | 281,733.83- |
| TOTAL | | | 459,839.96- |

| EXPENDITURES: | REFUNDS RECEIVED EXPENDITURES | GROSS TOTAL EXPENDITURES | |
|--|----------------------------------|-----------------------------|------------|
| 059 MISCELLANEOUS CLAIMS MISCELLANEOUS | 0.00 | 5,054.94 | |
| 096 OPERATING FUND TRANSFERS BOARD OF INSURANCE | 0.00 | 240,000.00 | |
| TOTAL EXPENDITURES | 0.00 | 245,054.94 | 245,054.94 |

NET CASH BALANCE, AUGUST 31, 1971

214,785.02-

FUND 011 AVAILABLE UNIVERSITY FUND

NET CASH BALANCE, SEPTEMBER 1, 1970

9,012,664.25-

| RECEIPTS: | REFUNDS PAID RECEIPTS | GROSS TOTAL RECEIPTS | |
|--|-----------------------|-----------------------|-----------------------|
| 310 OTHER FILING OFFICE AND SERVICE FEES UNIVERSITY OF TEXAS AT AUSTIN | 0.00 | 24,201.77- | |
| 404 SAND SHELL AND GRAVEL SALES UNIVERSITY OF TEXAS AT AUSTIN | 0.00 | 25,009.43- | |
| 440 MINERAL LEASE BONUS & PROSPECT RENTAL UNIVERSITY OF TEXAS AT AUSTIN | 0.00 | 33,258.92- | |
| 441 RENTAL LANDS AND BUILDINGS UNIVERSITY OF TEXAS AT AUSTIN | 0.00 | 1,000.00- | |
| 443 OTHER RENTALS LEASES AND EASEMENTS UNIVERSITY OF TEXAS AT AUSTIN | 0.00 | 967,510.49- | |
| 500 INTEREST ON STATE DEPOSITS UNIVERSITY OF TEXAS AT AUSTIN | 0.00 | 254,910.59- | |
| 510 INTEREST ON INVESTMENTS UNIVERSITY OF TEXAS AT AUSTIN | 0.00 | 20,054,053.07- | |
| 511 DIVIDENDS ON CORPORATE STOCK UNIVERSITY OF TEXAS AT AUSTIN | 0.00 | 8,085,711.57- | |
| 516 ACCRUED INT & PREMIUMS ON SALE OF STATE BONDS UNIVERSITY OF TEXAS AT AUSTIN | 0.00 | 23,316.69- | |
| 517 OTHER INTEREST UNIVERSITY OF TEXAS AT AUSTIN | 0.00 | 2,596.14- | |
| 565 WARRANTS VOIDED BY STATUTE OF LIMITATION UNIVERSITY OF TEXAS AT AUSTIN | 0.00 | 524.05- | |
| 570 OTHER MISCELLANEOUS GOVERNMENTAL REVENUE UNIVERSITY OF TEXAS AT AUSTIN | 0.00 | 6.25- | |
| 626 DEPT TRANS-APPRO & FUND TRANSFERS UNIVERSITY OF TEXAS AT AUSTIN | 0.00 | 15,917,962.72 | |
| 627 AMORTIZATION PREMIUMS & DISCOUNT-PURCHASED UNIVERSITY OF TEXAS AT AUSTIN | 0.00 | 306,419.87- | |
| 999 EXPENDITURE REFUNDS APPLIED UNIVERSITY OF TEXAS AT AUSTIN | 0.00 | 24.50- | |
| TOTAL RECEIPTS | 0.00 | 13,860,580.62- | 13,860,580.62- |
| TOTAL NET RECEIPTS | | | 13,860,580.62- |
| TOTAL | | | 22,873,244.87- |

| EXPENDITURES: | REFUNDS RECEIVED EXPENDITURES | GROSS TOTAL EXPENDITURES | |
|---|-------------------------------|--------------------------|--|
| 001 SALARIES AND WAGES UNIVERSITY OF TEXAS AT AUSTIN | 0.00 | 2,084,365.11 | |
| 002 PROFESSIONAL SERVICES AND FEES UNIVERSITY OF TEXAS AT AUSTIN | 0.00 | 152,459.08 | |
| 007 O A S I MATCHING DEPARTMENT OF PUBLIC WELFARE | 0.00 | 36,341.68 | |
| 008 WORKMENS COMPENSATION TRANSFER UNIVERSITY OF TEXAS AT AUSTIN | 0.00 | 182.49 | |
| 010 PRINTING AND OFFICE SUPPLIES UNIVERSITY OF TEXAS AT AUSTIN | 0.00 | 191,628.24 | |

FUND 011 AVAILABLE UNIVERSITY FUND

EXPENDITURES:

| | REFUNDS RECEIVED EXPENDITURES | GROSS TOTAL EXPENDITURES | |
|--|----------------------------------|-----------------------------|---------------|
| 011 GASOLINE OIL LUB WASH AND GREASE UNIVERSITY OF TEXAS AT AUSTIN | 0.00 | 38,066.71 | |
| 013 CLOTHING AND DRYGOODS FOR PERSONS UNIVERSITY OF TEXAS AT AUSTIN | 0.00 | 642.27 | |
| 014 FEED FOR ANIMALS SEED AND SMALL PLANTS UNIVERSITY OF TEXAS AT AUSTIN | 0.00 | 3,454.28 | |
| 015 DRUGS AND CHEMICALS FOR MEDICAL & LAB UNIVERSITY OF TEXAS AT AUSTIN | 0.00 | 2,879.06 | |
| 016 OTHER SUPPLIES AND MATERIALS UNIVERSITY OF TEXAS AT AUSTIN | 0.00 | 1,474,004.75 | |
| 020 POSTAGE UNIVERSITY OF TEXAS AT AUSTIN | 0.00 | 299,760.00 | |
| 021 UTILITIES TELEPHONE AND TELEGRAPH UNIVERSITY OF TEXAS AT AUSTIN | 0.00 | 481,930.38 | |
| 022 TRANSPORTATION OF THINGS UNIVERSITY OF TEXAS AT AUSTIN | 0.00 | 19,342.67 | |
| 024 REPAIRS OTHER CONTRACT UNIVERSITY OF TEXAS AT AUSTIN | 0.00 | 68,194.30 | |
| 025 TRAVEL EXPENSE UNIVERSITY OF TEXAS AT AUSTIN | 24.50 | 274,785.15 | |
| 026 RENTS UNIVERSITY OF TEXAS AT AUSTIN | 0.00 | 664,418.89 | |
| 027 SURETY BOND PREMIUMS UNIVERSITY OF TEXAS AT AUSTIN | 0.00 | 357.00 | |
| 028 OTHER OPERATING EXPENSES UNIVERSITY OF TEXAS AT AUSTIN | 0.00 | 1,031,234.19 | |
| 060 EQUIPMENT AND FURNITURE INVENTORY UNIVERSITY OF TEXAS AT AUSTIN | 0.00 | 2,141,803.32 | |
| 062 LIBRARY BOOKS UNIVERSITY OF TEXAS AT AUSTIN | 0.00 | 2,322,990.17 | |
| 066 LAND PURCHASED UNIVERSITY OF TEXAS AT AUSTIN | 0.00 | 62,965.00 | |
| 067 LAND IMPROVEMENTS UNIVERSITY OF TEXAS AT AUSTIN | 0.00 | 27,113.00 | |
| 068 BLDG PURCHASED CONST & REMODELED UNIVERSITY OF TEXAS AT AUSTIN | 0.00 | 413,174.93 | |
| 080 ACCRUED INTEREST ON INVESTMENTS UNIVERSITY OF TEXAS AT AUSTIN | 0.00 | 1,739,109.32 | |
| 095 DEPARTMENTAL TRANSFERS-PUR OF SUPP & SERVICES UNIVERSITY OF TEXAS AT AUSTIN | 0.00 | 14,339.44 | |
| 999 EXPENDITURE REFUNDS APPLIED UNIVERSITY OF TEXAS AT AUSTIN | 0.00 | 24.50 | |
| TOTAL EXPENDITURES | 24.50 | 13,545,565.93 | 13,545,541.43 |
| NET CASH BALANCE, AUGUST 31, 1971 | | | 9,327,703.44- |

FUND 012 BUILDING CONSTRUCTION PLANNING FUND

NET CASH BALANCE, SEPTEMBER 1, 1970 261,520.48-

| RECEIPTS: | REFUNDS PAID RECEIPTS | GROSS TOTAL RECEIPTS | |
|--|--------------------------|-------------------------|--------------------|
| 626 DEPT TRANS-APPRO & FUND TRANSFERS BUILDING COMMISSION | 0.00 | 66,653.00- | |
| TOTAL RECEIPTS | 0.00 | 66,653.00- | 66,653.00- |
| TOTAL NET RECEIPTS | | | 66,653.00- |
| TOTAL | | | 328,173.48- |

| EXPENDITURES: | REFUNDS RECEIVED EXPENDITURES | GROSS TOTAL EXPENDITURES | |
|---|----------------------------------|-----------------------------|------------------|
| 002 PROFESSIONAL SERVICES AND FEES BUILDING COMMISSION | 0.00 | 92,641.44 | |
| 028 OTHER OPERATING EXPENSES BUILDING COMMISSION | 0.00 | 44.23 | |
| TOTAL EXPENDITURES | 0.00 | 92,685.67 | 92,685.67 |

NET CASH BALANCE, AUGUST 31, 1971 235,487.81-

FUND 013 FIRE INSURANCE FUND

NET CASH BALANCE, SEPTEMBER 1, 1970

1,834,179.44-

| RECEIPTS: | REFUNDS PAID RECEIPTS | GROSS TOTAL RECEIPTS | |
|---|--------------------------|-------------------------|---------------|
| 157 INS COMPANIES MAINTENANCE TAX & PENALTY & INT BOARD OF INSURANCE | 0.00 | 1,647,704.77- | |
| 621 SERVICE CHARGES BOARD OF INSURANCE | 0.00 | 95,500.00 | |
| 626 DEPT TRANS-APPRO & FUND TRANSFERS BOARD OF INSURANCE | 0.00 | 230,000.00- | |
| TOTAL RECEIPTS | 0.00 | 1,782,204.77- | 1,782,204.77- |
| TOTAL NET RECEIPTS | | | 1,782,204.77- |
| TOTAL | | | 3,616,384.21- |

| EXPENDITURES: | REFUNDS RECEIVED EXPENDITURES | GROSS TOTAL EXPENDITURES | |
|--|----------------------------------|-----------------------------|--------------|
| 096 OPERATING FUND TRANSFERS BOARD OF INSURANCE | 0.00 | 1,970,000.00 | |
| TOTAL EXPENDITURES | 0.00 | 1,970,000.00 | 1,970,000.00 |

NET CASH BALANCE, AUGUST 31, 1971

1,646,384.21-

FUND 014 COMPENSATION INSURANCE FUND

NET CASH BALANCE, SEPTEMBER 1, 1970

757,405.47-

RECEIPTS:

157 INS COMPANIES MAINTENANCE TAX & PENALTY & INT
BOARD OF INSURANCE
621 SERVICE CHARGES
BOARD OF INSURANCE
626 DEPT TRANS-APPRO & FUND TRANSFERS
BOARD OF INSURANCE

REFUNDS PAID
RECEIPTSGROSS TOTAL
RECEIPTS

TOTAL RECEIPTS

TOTAL NET RECEIPTS

TOTAL

0.00

674,149.77-

0.00

36,500.00

0.00

120,000.00-

0.00

757,649.77-

757,649.77-

757,649.77-

1,515,055.24-

EXPENDITURES:

096 OPERATING FUND TRANSFERS
BOARD OF INSURANCE

REFUNDS RECEIVED
EXPENDITURESGROSS TOTAL
EXPENDITURES

TOTAL EXPENDITURES

0.00

830,000.00

0.00

830,000.00

830,000.00

NET CASH BALANCE, AUGUST 31, 1971

685,055.24-

FUND 015 AVAILABLE LUNATIC ASYLUM FUND

NET CASH BALANCE, SEPTEMBER 1, 1970

0.00

| | REFUNDS PAID RECEIPTS | GROSS TOTAL RECEIPTS | |
|---|--------------------------|-------------------------|------|
| RECEIPTS: | | | |
| 500 INTEREST ON STATE DEPOSITS TREASURER | 0.00 | 66.84- | |
| 510 INTEREST ON INVESTMENTS TREASURER | 0.00 | 6,422.50- | |
| 570 OTHER MISCELLANEOUS GOVERNMENTAL REVENUE TREASURER | 0.00 | 9.07- | |
| 620 UNEXPENDED BALANCES TREASURER | 0.00 | 6,498.41 | |
| TOTAL RECEIPTS | 0.00 | 0.00 | 0.00 |
| TOTAL NET RECEIPTS | | | 0.00 |
| TOTAL | | | 0.00 |
| TOTAL EXPENDITURES | 0.00 | 0.00 | 0.00 |
| NET CASH BALANCE, AUGUST 31, 1971 | | | 0.00 |

FUND 016 AVAILABLE DEAF & DUMB INSTITUTE FUND

NET CASH BALANCE, SEPTEMBER 1, 1970

0.00

| RECEIPTS: | REFUNDS PAID RECEIPTS | GROSS TOTAL RECEIPTS | |
|---|--------------------------|-------------------------|------|
| 500 INTEREST ON STATE DEPOSITS TREASURER | 0.00 | 91.23- | |
| 510 INTEREST ON INVESTMENTS TREASURER | 0.00 | 6,926.00- | |
| 570 OTHER MISCELLANEOUS GOVERNMENTAL REVENUE TREASURER | 0.00 | 90.66- | |
| 620 UNEXPENDED BALANCES TREASURER | 0.00 | 7,107.89 | |
| TOTAL RECEIPTS | 0.00 | 0.00 | 0.00 |
| TOTAL NET RECEIPTS | | | 0.00 |
| TOTAL | | | 0.00 |

EXPENDITURES:

REFUNDS RECEIVED
EXPENDITURESGROSS TOTAL
EXPENDITURES

| | | | |
|--------------------|------|------|------|
| TOTAL EXPENDITURES | 0.00 | 0.00 | 0.00 |
|--------------------|------|------|------|

NET CASH BALANCE, AUGUST 31, 1971

0.00

FUND 017 AVAILABLE BLIND INSTITUTE FUND

NET CASH BALANCE, SEPTEMBER 1, 1970

0.00

| | REFUNDS PAID RECEIPTS | GROSS TOTAL RECEIPTS | |
|---|--------------------------|-------------------------|------|
| RECEIPTS: | | | |
| 500 INTEREST ON STATE DEPOSITS TREASURER | 0.00 | 74.78- | |
| 510 INTEREST ON INVESTMENTS TREASURER | 0.00 | 7,459.76- | |
| 620 UNEXPENDED BALANCES TREASURER | 0.00 | 7,534.54 | |
| TOTAL RECEIPTS | 0.00 | 0.00 | 0.00 |
| TOTAL NET RECEIPTS | | | 0.00 |
| TOTAL | | | 0.00 |

| | REFUNDS RECEIVED EXPENDITURES | GROSS TOTAL EXPENDITURES | |
|--------------------|----------------------------------|-----------------------------|------|
| EXPENDITURES: | | | |
| TOTAL EXPENDITURES | 0.00 | 0.00 | 0.00 |

NET CASH BALANCE, AUGUST 31, 1971

0.00

FUND 018 AVAILABLE ORPHANS HOME FUND

| | | | | |
|--------------------------------------|----------------------------|------------------|--------------|------|
| NET CASH BALANCE, SEPTEMBER 17, 1970 | | | | 0.00 |
| RECEIPTS: | | REFUNDS PAID | GROSS TOTAL | |
| 500 | INTEREST ON STATE DEPOSITS | RECEIPTS | RECEIPTS | |
| | TREASURER | | | |
| | | 0.00 | 57.29- | |
| 510 | INTEREST ON INVESTMENTS | | | |
| | TREASURER | 0.00 | 3,245.51- | |
| 620 | UNEXPENDED BALANCES | | | |
| | TREASURER | 0.00 | 3,302.80 | |
| | TOTAL RECEIPTS | 0.00 | 0.00 | 0.00 |
| | TOTAL NET RECEIPTS | | | 0.00 |
| | TOTAL | | | 0.00 |
| EXPENDITURES: | | REFUNDS RECEIVED | GROSS TOTAL | |
| | | EXPENDITURES | EXPENDITURES | |
| | TOTAL EXPENDITURES | 0.00 | 0.00 | 0.00 |
| NET CASH BALANCE, AUGUST 31, 1971 | | | | 0.00 |

FUND 019 VITAL STATISTICS FUND

NET CASH BALANCE, SEPTEMBER 1, 1970

118,049.40-

| RECEIPTS: | REFUNDS PAID RECEIPTS | GROSS TOTAL RECEIPTS | |
|--|--------------------------|-------------------------|-----------------|
| 199 REVENUE REFUNDS APPLIED | | | |
| DEPARTMENT OF HEALTH | 0.00 | 39,430.37- | |
| 310 OTHER FILING OFFICE AND SERVICE FEES | | | |
| DEPARTMENT OF HEALTH | 39,430.37- | 443,623.30- | |
| 420 MACHINERY AND EQUIPMENT SALES | | | |
| DEPARTMENT OF HEALTH | 0.00 | 320.74- | |
| 565 WARRANTS VOIDED BY STATUTE OF LIMITATION | | | |
| DEPARTMENT OF HEALTH | 0.00 | 2,330.19- | |
| 999 EXPENDITURE REFUNDS APPLIED | | | |
| EMPLOYEES RETIREMENT SYSTEM | 0.00 | 7,825.89- | |
| DEPARTMENT OF HEALTH | 0.00 | 197.33- | |
| TOTAL RECEIPTS | 39,430.37- | 493,727.82- | 454,297.45- |
| TOTAL NET RECEIPTS | | | 454,297.45- |
| TOTAL | | | 572,346.85- |

| EXPENDITURES: | REFUNDS RECEIVED EXPENDITURES | GROSS TOTAL EXPENDITURES | |
|---------------------------------------|----------------------------------|-----------------------------|--|
| 001 SALARIES AND WAGES | | | |
| DEPARTMENT OF HEALTH | 0.00 | 412,415.61 | |
| 005 EMPLOYEES RETIREMENT MATCHING | | | |
| EMPLOYEES RETIREMENT SYSTEM | 7,825.89 | 20,800.00 | |
| 007 O A S I MATCHING | | | |
| DEPARTMENT OF PUBLIC WELFARE | 0.00 | 20,590.86 | |
| 010 PRINTING AND OFFICE SUPPLIES | | | |
| DEPARTMENT OF HEALTH | 0.00 | 1,576.52 | |
| 016 OTHER SUPPLIES AND MATERIALS | | | |
| DEPARTMENT OF HEALTH | 0.00 | 1,216.93 | |
| 020 POSTAGE | | | |
| DEPARTMENT OF HEALTH | 0.00 | 24,077.00 | |
| 021 UTILITIES TELEPHONE AND TELEGRAPH | | | |
| DEPARTMENT OF HEALTH | 0.00 | 11,952.44 | |
| 022 TRANSPORTATION OF THINGS | | | |
| DEPARTMENT OF HEALTH | 0.00 | 100.00 | |
| 025 TRAVEL EXPENSE | | | |
| DEPARTMENT OF HEALTH | 0.00 | 1,049.43 | |
| 026 RENTS | | | |
| DEPARTMENT OF HEALTH | 0.00 | 997.49 | |
| 028 OTHER OPERATING EXPENSES | | | |
| DEPARTMENT OF HEALTH | 197.33 | 849.67 | |
| 059 MISCELLANEOUS CLAIMS | | | |
| MISCELLANEOUS | 0.00 | 10.50 | |
| 060 EQUIPMENT AND FURNITURE INVENTORY | | | |
| DEPARTMENT OF HEALTH | 0.00 | 1,109.40 | |
| 062 LIBRARY BOOKS | | | |
| DEPARTMENT OF HEALTH | 0.00 | 35.00 | |
| 199 REVENUE REFUNDS APPLIED | | | |
| DEPARTMENT OF HEALTH | 0.00 | 39,430.37 | |

FUND 019 VITAL STATISTICS FUND

EXPENDITURES:

999 EXPENDITURE REFUNDS APPLIED
EMPLOYEES RETIREMENT SYSTEM
DEPARTMENT OF HEALTH

REFUNDS RECEIVED
EXPENDITURES

0.00
0.00

GROSS TOTAL
EXPENDITURES

7,825.89
197.33

TOTAL EXPENDITURES

8,023.22

544,234.04

536,210.82

NET CASH BALANCE, AUGUST 31, 1971

36,136.03-

FUND 021 TRUST ACCT-FEDERAL AID-HIGHWAY ACT FUND

NET CASH BALANCE, SEPTEMBER 1, 1970

102,008.85-

| RECEIPTS: | REFUNDS PAID RECEIPTS | GROSS TOTAL RECEIPTS | |
|---|--------------------------|-------------------------|-------------|
| 500 INTEREST ON STATE DEPOSITS HIGHWAY DEPARTMENT | 0.00 | 846.23- | |
| 640 OTHER NON-GOVERNMENTAL RECEIPTS HIGHWAY DEPARTMENT | 0.00 | 98,084.99- | |
| TOTAL RECEIPTS | 0.00 | 98,931.22- | 98,931.22- |
| TOTAL NET RECEIPTS | | | 98,931.22- |
| TOTAL | | | 200,940.07- |

| EXPENDITURES: | REFUNDS RECEIVED EXPENDITURES | GROSS TOTAL EXPENDITURES | |
|--|----------------------------------|-----------------------------|------------|
| 093 MISCELLANEOUS NON GOV EXPENDITURES HIGHWAY DEPARTMENT | 0.00 | 167,622.55 | |
| TOTAL EXPENDITURES | 0.00 | 167,622.55 | 167,622.55 |

NET CASH BALANCE, AUGUST 31, 1971

33,317.52-

FUND 023 DEPARTMENT OF AGRICULTURE FUND

NET CASH BALANCE, SEPTEMBER 1, 1970

136,617.83-

| RECEIPTS: | REFUNDS PAID RECEIPTS | GROSS TOTAL RECEIPTS | |
|---|-----------------------|----------------------|----------------------|
| 213 AGRICULTURE DEPARTMENT LICENSE FEES DEPARTMENT OF AGRICULTURE | 0.00 | 362,514.94- | |
| 252 AGRICULTURE DEPT INSP & CERTIF FEES DEPARTMENT OF AGRICULTURE | 0.00 | 643,020.11- | |
| 420 MACHINERY AND EQUIPMENT SALES DEPARTMENT OF AGRICULTURE | 0.00 | 4,298.30- | |
| 426 OTHER SALES DEPARTMENT OF AGRICULTURE | 0.00 | 101.93- | |
| 530 FEDERAL GRANTS DEPARTMENT OF AGRICULTURE | 0.00 | 65,905.80- | |
| 540 OTHER DONATIONS AND GRANTS DEPARTMENT OF AGRICULTURE | 0.00 | 8.00- | |
| 564 INSURANCE AND DAMAGES DEPARTMENT OF AGRICULTURE | 0.00 | 153.26- | |
| 565 WARRANTS VOIDED BY STATUTE OF LIMITATION DEPARTMENT OF AGRICULTURE | 0.00 | 462.20- | |
| 570 OTHER MISCELLANEOUS GOVERNMENTAL REVENUE DEPARTMENT OF AGRICULTURE | 0.00 | 15.00- | |
| 625 DEPT TRANS-SALES OF SUPPLIES & SER DEPARTMENT OF AGRICULTURE | 0.00 | 26.00- | |
| 999 EXPENDITURE REFUNDS APPLIED EMPLOYEES RETIREMENT SYSTEM DEPARTMENT OF AGRICULTURE | 0.00 0.00 | 1,568.40- 731.80- | |
| TOTAL RECEIPTS | 0.00 | 1,078,805.74- | 1,078,805.74- |
| TOTAL NET RECEIPTS | | | 1,078,805.74- |
| TOTAL | | | 1,215,423.57- |

| EXPENDITURES: | REFUNDS RECEIVED EXPENDITURES | GROSS TOTAL EXPENDITURES | |
|---|-------------------------------|--------------------------|--|
| 001 SALARIES AND WAGES DEPARTMENT OF AGRICULTURE | 0.00 | 281,854.02 | |
| 005 EMPLOYEES RETIREMENT MATCHING EMPLOYEES RETIREMENT SYSTEM | 1,568.40 | 12,050.00 | |
| 007 O A S I MATCHING DEPARTMENT OF PUBLIC WELFARE | 0.00 | 9,585.24 | |
| 010 PRINTING AND OFFICE SUPPLIES DEPARTMENT OF AGRICULTURE | 0.00 | 36,677.53 | |
| 011 GASOLINE OIL LUB WASH AND GREASE DEPARTMENT OF AGRICULTURE | 217.50 | 28,062.32 | |
| 014 FEED FOR ANIMALS SEED AND SMALL PLANTS DEPARTMENT OF AGRICULTURE | 0.00 | 29.00 | |
| 015 DRUGS AND CHEMICALS FOR MEDICAL & LAB DEPARTMENT OF AGRICULTURE | 0.00 | 35.80 | |
| 016 OTHER SUPPLIES AND MATERIALS DEPARTMENT OF AGRICULTURE | 48.70 | 20,407.92 | |
| 020 POSTAGE DEPARTMENT OF AGRICULTURE | 0.00 | 872.00 | |

FUND 023 DEPARTMENT OF AGRICULTURE FUND

EXPENDITURES:

| | REFUNDS RECEIVED EXPENDITURES | GROSS TOTAL EXPENDITURES | |
|---|----------------------------------|-----------------------------|--------------|
| 021 UTILITIES TELEPHONE AND TELEGRAPH DEPARTMENT OF AGRICULTURE | 0.00 | 7,827.77 | |
| 022 TRANSPORTATION OF THINGS DEPARTMENT OF AGRICULTURE | 0.00 | 2,495.36 | |
| 024 REPAIRS OTHER CONTRACT DEPARTMENT OF AGRICULTURE | 58.14 | 9,635.03 | |
| 025 TRAVEL EXPENSE DEPARTMENT OF AGRICULTURE | 0.00 | 366,855.55 | |
| 026 RENTS DEPARTMENT OF AGRICULTURE | 0.00 | 85,656.40 | |
| 028 OTHER OPERATING EXPENSES DEPARTMENT OF AGRICULTURE | 407.46 | 20,591.03 | |
| 060 EQUIPMENT AND FURNITURE INVENTORY DEPARTMENT OF AGRICULTURE | 0.00 | 134,534.09 | |
| 095 DEPARTMENTAL TRANSFERS-PUR OF SUPP & SERVICES DEPARTMENT OF AGRICULTURE | 0.00 | 8.64 | |
| 221 INTERDEPARTMENTAL TRANSFER-CENTREX PHONE SERV DEPARTMENT OF AGRICULTURE | 0.00 | 6,175.11 | |
| 999 EXPENDITURE REFUNDS APPLIED EMPLOYEES RETIREMENT SYSTEM DEPARTMENT OF AGRICULTURE | 0.00 0.00 | 1,568.40 731.80 | |
| TOTAL EXPENDITURES | 2,300.20 | 1,025,653.01 | 1,023,352.81 |
| NET CASH BALANCE, AUGUST 31, 1971 | | | 192,070.76- |

FUND 024 PSYCHOLOGISTS LICENSING FUND

NET CASH BALANCE, SEPTEMBER 1, 1970 21,978.05-

| RECEIPTS: | REFUNDS PAID RECEIPTS | GROSS TOTAL RECEIPTS | |
|---|-----------------------|----------------------|------------|
| 224 PROFESSIONAL EXAMINATION & REG FEES BD OF EXAMINERS OF PSYCHOLOGISTS | 0.00 | 51,065.00- | |
| 621 SERVICE CHARGES BD OF EXAMINERS OF PSYCHOLOGISTS | 0.00 | 462.70 | |
| TOTAL RECEIPTS | 0.00 | 50,602.30- | 50,602.30- |
| TOTAL NET RECEIPTS | | | 50,602.30- |
| TOTAL | | | 72,580.35- |

| EXPENDITURES: | REFUNDS RECEIVED EXPENDITURES | GROSS TOTAL EXPENDITURES | |
|---|-------------------------------|--------------------------|-----------|
| 001 SALARIES AND WAGES BD OF EXAMINERS OF PSYCHOLOGISTS | 0.00 | 15,721.25 | |
| 002 PROFESSIONAL SERVICES AND FEES BD OF EXAMINERS OF PSYCHOLOGISTS | 0.00 | 5,817.42 | |
| 005 EMPLOYEES RETIREMENT MATCHING EMPLOYEES RETIREMENT SYSTEM | 0.00 | 733.75 | |
| 007 O A S I MATCHING DEPARTMENT OF PUBLIC WELFARE | 0.00 | 667.38 | |
| 010 PRINTING AND OFFICE SUPPLIES BD OF EXAMINERS OF PSYCHOLOGISTS | 0.00 | 10,620.27 | |
| 016 OTHER SUPPLIES AND MATERIALS BD OF EXAMINERS OF PSYCHOLOGISTS | 0.00 | 267.73 | |
| 020 POSTAGE BD OF EXAMINERS OF PSYCHOLOGISTS | 0.00 | 3,000.00 | |
| 021 UTILITIES TELEPHONE AND TELEGRAPH BD OF EXAMINERS OF PSYCHOLOGISTS | 0.00 | 1,423.32 | |
| 025 TRAVEL EXPENSE BD OF EXAMINERS OF PSYCHOLOGISTS | 0.00 | 11,577.07 | |
| 026 RENTS BD OF EXAMINERS OF PSYCHOLOGISTS | 0.00 | 742.28 | |
| 027 SURETY BOND PREMIUMS BD OF EXAMINERS OF PSYCHOLOGISTS | 0.00 | 35.00 | |
| 028 OTHER OPERATING EXPENSES BD OF EXAMINERS OF PSYCHOLOGISTS | 0.00 | 11,724.77 | |
| 060 EQUIPMENT AND FURNITURE INVENTORY BD OF EXAMINERS OF PSYCHOLOGISTS | 0.00 | 2,028.77 | |
| 095 DEPARTMENTAL TRANSFERS-PUR OF SUPP & SERVICES BD OF EXAMINERS OF PSYCHOLOGISTS | 0.00 | 30.00 | |
| TOTAL EXPENDITURES | 0.00 | 64,389.01 | 64,389.01 |

NET CASH BALANCE, AUGUST 31, 1971 8,191.34-

FUND 026 UNEMPLOYMENT COMPENSATION ADMIN FUND

NET CASH BALANCE, SEPTEMBER 1, 1970

193,586.22-

| RECEIPTS: | REFUNDS PAID RECEIPTS | GROSS TOTAL RECEIPTS | |
|--|--------------------------|-------------------------|----------------|
| 306 EXAMINATION AND AUDIT FEES | | | |
| EMPLOYMENT COMMISSION | 0.00 | 1,771.57- | |
| 310 OTHER FILING OFFICE AND SERVICE FEES | | | |
| EMPLOYMENT COMMISSION | 0.00 | 6,629.96- | |
| 420 MACHINERY AND EQUIPMENT SALES | | | |
| EMPLOYMENT COMMISSION | 0.00 | 13,381.36- | |
| 426 OTHER SALES | | | |
| EMPLOYMENT COMMISSION | 0.00 | 2,336.68- | |
| 443 OTHER RENTALS LEASES AND EASEMENTS | | | |
| EMPLOYMENT COMMISSION | 0.00 | 6,000.00- | |
| 500 INTEREST ON STATE DEPOSITS | | | |
| EMPLOYMENT COMMISSION | 0.00 | 25,276.51- | |
| 530 FEDERAL GRANTS | | | |
| EMPLOYMENT COMMISSION | 0.00 | 37,023,398.94- | |
| 550 COURT COST | | | |
| EMPLOYMENT COMMISSION | 0.00 | 12,252.32- | |
| 563 FORFEITURES | | | |
| EMPLOYMENT COMMISSION | 0.00 | 17.02- | |
| 564 INSURANCE AND DAMAGES | | | |
| EMPLOYMENT COMMISSION | 0.00 | 73.16- | |
| 565 WARRANTS VOIDED BY STATUTE OF LIMITATION | | | |
| EMPLOYMENT COMMISSION | 0.00 | 31.80- | |
| 570 OTHER MISCELLANEOUS GOVERNMENTAL REVENUE | | | |
| EMPLOYMENT COMMISSION | 0.00 | 1,155.58- | |
| 621 SERVICE CHARGES | | | |
| EMPLOYMENT COMMISSION | 0.00 | 357,445.28 | |
| 625 DEPT TRANS-SALES OF SUPPLIES & SER | | | |
| EMPLOYMENT COMMISSION | 0.00 | 243,130.85- | |
| 640 OTHER NON-GOVERNMENTAL RECEIPTS | | | |
| EMPLOYMENT COMMISSION | 0.00 | 7,074.76- | |
| 999 EXPENDITURE REFUNDS APPLIED | | | |
| EMPLOYMENT COMMISSION | 0.00 | 1,787.74- | |
| TOTAL RECEIPTS | 0.00 | 36,986,872.97- | 36,986,872.97- |
| TOTAL NET RECEIPTS | | | 36,986,872.97- |
| TOTAL | | | 37,180,459.19- |

| EXPENDITURES: | REFUNDS RECEIVED EXPENDITURES | GROSS TOTAL EXPENDITURES |
|------------------------------------|----------------------------------|-----------------------------|
| 001 SALARIES AND WAGES | | |
| EMPLOYMENT COMMISSION | 72.08 | 28,519,657.46 |
| 002 PROFESSIONAL SERVICES AND FEES | | |
| EMPLOYMENT COMMISSION | 0.00 | 40,250.51 |
| 005 EMPLOYEES RETIREMENT MATCHING | | |
| EMPLOYEES RETIREMENT SYSTEM | 0.00 | 1,397,453.96 |
| 007 O A S I MATCHING | | |
| DEPARTMENT OF PUBLIC WELFARE | 0.00 | 1,267,079.60 |

FUND 026 UNEMPLOYMENT COMPENSATION ADMIN FUND

EXPENDITURES:

| | REFUNDS RECEIVED EXPENDITURES | GROSS TOTAL EXPENDITURES | |
|--|----------------------------------|-----------------------------|---------------|
| 010 PRINTING AND OFFICE SUPPLIES EMPLOYMENT COMMISSION | 0.00 | 148,656.28 | |
| 011 GASOLINE OIL LUB WASH AND GREASE EMPLOYMENT COMMISSION | 0.00 | 5,009.15 | |
| 014 FEED FOR ANIMALS SEED AND SMALL PLANTS EMPLOYMENT COMMISSION | 0.00 | 208.00 | |
| 016 OTHER SUPPLIES AND MATERIALS EMPLOYMENT COMMISSION | 5.85 | 315,927.72 | |
| 020 POSTAGE EMPLOYMENT COMMISSION | 0.00 | 7,500.00 | |
| 021 UTILITIES TELEPHONE AND TELEGRAPH EMPLOYMENT COMMISSION | 760.66 | 749,365.51 | |
| 022 TRANSPORTATION OF THINGS EMPLOYMENT COMMISSION | 0.00 | 29,868.62 | |
| 023 REPAIRS TO BUILDINGS CONTRACT EMPLOYMENT COMMISSION | 0.00 | 29,156.94 | |
| 024 REPAIRS OTHER CONTRACT EMPLOYMENT COMMISSION | 0.00 | 6,078.96 | |
| 025 TRAVEL EXPENSE EMPLOYMENT COMMISSION | 5.40 | 758,117.25 | |
| 026 RENTS EMPLOYMENT COMMISSION | 0.90 | 1,821,923.39 | |
| 027 SURETY BOND PREMIUMS EMPLOYMENT COMMISSION | 0.00 | 2,973.00 | |
| 028 OTHER OPERATING EXPENSES EMPLOYMENT COMMISSION | 942.85 | 816,259.94 | |
| 060 EQUIPMENT AND FURNITURE INVENTORY EMPLOYMENT COMMISSION | 0.00 | 451,102.40 | |
| 061 OTHER EQUIPMENT AND FURNITURE EMPLOYMENT COMMISSION | 0.00 | 5,111.35 | |
| 062 LIBRARY BOOKS EMPLOYMENT COMMISSION | 0.00 | 1,612.66 | |
| 068 BLDG PURCHASED CONST & REMODELED EMPLOYMENT COMMISSION | 0.00 | 282,484.80 | |
| 095 DEPARTMENTAL TRANSFERS-PUR OF SUPP & SERVICES EMPLOYMENT COMMISSION | 0.00 | 81,857.80 | |
| 999 EXPENDITURE REFUNDS APPLIED EMPLOYMENT COMMISSION | 0.00 | 1,787.74 | |
| TOTAL EXPENDITURES | 1,787.74 | 36,739,443.04 | 36,737,655.30 |
| NET CASH BALANCE, AUGUST 31, 1971 | | | 442,803.89- |

FUND 027 OLD AGE ASSISTANCE FUND

NET CASH BALANCE, SEPTEMBER 1, 1970

0.00

| RECEIPTS: | REFUNDS PAID RECEIPTS | GROSS TOTAL RECEIPTS | |
|---|--------------------------|-------------------------|------|
| 626 DEPT TRANS-APPRO & FUND TRANSFERS DEPARTMENT OF PUBLIC WELFARE | 0.00 | 50,000,000.00 | |
| 650 UNAPPROPRIATED FROM FUND 120 DEPARTMENT OF PUBLIC WELFARE | 0.00 | 50,000,000.00- | |
| TOTAL RECEIPTS | 0.00 | 0.00 | 0.00 |
| TOTAL NET RECEIPTS | | | 0.00 |
| TOTAL | | | 0.00 |

| EXPENDITURES: | REFUNDS RECEIVED EXPENDITURES | GROSS TOTAL EXPENDITURES | |
|--------------------|----------------------------------|-----------------------------|------|
| TOTAL EXPENDITURES | 0.00 | 0.00 | 0.00 |

NET CASH BALANCE, AUGUST 31, 1971

0.00

FUND 029 TRAFFIC SAFETY FUND

NET CASH BALANCE, SEPTEMBER 1, 1970

999,543.93-

| RECEIPTS: | REFUNDS PAID RECEIPTS: | GROSS TOTAL RECEIPTS | |
|---------------------------------------|------------------------|----------------------|---------------|
| 530 FEDERAL GRANTS | | | |
| GOVERNOR-EXECUTIVE | 0.00 | 4,062,744.65- | |
| 626 DEPT TRANS-APPRO & FUND TRANSFERS | | | |
| GOVERNOR-EXECUTIVE | 0.00 | 3,592,614.00- | |
| 999 EXPENDITURE REFUNDS APPLIED | | | |
| EMPLOYEES RETIREMENT SYSTEM | 0.00 | 7.65- | |
| TOTAL RECEIPTS | 0.00 | 7,655,366.30- | 7,655,366.30- |
| TOTAL NET RECEIPTS | | | 7,655,366.30- |
| TOTAL | | | 8,654,910.23- |

| EXPENDITURES: | REFUNDS RECEIVED EXPENDITURES | GROSS TOTAL EXPENDITURES | |
|---|-------------------------------|--------------------------|--|
| 001 SALARIES AND WAGES | | | |
| GOVERNOR-EXECUTIVE | 0.00 | 81,990.44 | |
| 005 EMPLOYEES RETIREMENT MATCHING | | | |
| EMPLOYEES RETIREMENT SYSTEM | 7.65 | 4,088.24 | |
| 007 O A S I MATCHING | | | |
| DEPARTMENT OF PUBLIC WELFARE | 0.00 | 2,549.37 | |
| 010 PRINTING AND OFFICE SUPPLIES | | | |
| GOVERNOR-EXECUTIVE | 0.00 | 45.00 | |
| 016 OTHER SUPPLIES AND MATERIALS | | | |
| GOVERNOR-EXECUTIVE | 0.00 | 543.14 | |
| 020 POSTAGE | | | |
| GOVERNOR-EXECUTIVE | 0.00 | 6.00 | |
| 022 TRANSPORTATION OF THINGS | | | |
| GOVERNOR-EXECUTIVE | 0.00 | 87.50 | |
| 025 TRAVEL EXPENSE | | | |
| GOVERNOR-EXECUTIVE | 0.00 | 12,348.65 | |
| 026 RENTS | | | |
| GOVERNOR-EXECUTIVE | 0.00 | 1,310.99 | |
| 028 OTHER OPERATING EXPENSES | | | |
| GOVERNOR-EXECUTIVE | 0.00 | 278,854.24 | |
| 044 GRANTS-IN-AID VARIOUS | | | |
| GOVERNOR-EXECUTIVE | 0.00 | 8,237.22 | |
| 046 GRANTS TO CITIES | | | |
| GOVERNOR-EXECUTIVE | 0.00 | 148,648.09 | |
| 060 EQUIPMENT AND FURNITURE INVENTORY | | | |
| GOVERNOR-EXECUTIVE | 0.00 | 5,140.17 | |
| 062 LIBRARY BOOKS | | | |
| GOVERNOR-EXECUTIVE | 0.00 | 17.00 | |
| 095 DEPARTMENTAL TRANSFERS-PUR OF SUPP & SERVICES | | | |
| GOVERNOR-EXECUTIVE | 0.00 | 4,972,941.63 | |
| 221 INTERDEPARTMENTAL TRANSFER-CENTREX PHONE SERV | | | |
| GOVERNOR-EXECUTIVE | 0.00 | 3,537.75 | |
| 999 EXPENDITURE REFUNDS APPLIED | | | |
| EMPLOYEES RETIREMENT SYSTEM | 0.00 | 7.65 | |

FUND 029 TRAFFIC SAFETY FUND

EXPENDITURES:

| | REFUNDS RECEIVED EXPENDITURES | GROSS TOTAL EXPENDITURES | |
|-----------------------------------|----------------------------------|-----------------------------|---------------|
| TOTAL EXPENDITURES | 7.65 | 5,520,353.08 | 5,520,345.43 |
| NET CASH BALANCE, AUGUST 31, 1971 | | | 3,134,564.80- |

FUND 030 EDUCATION AGENCY DRIVER EDUCATION FUND

NET CASH BALANCE, SEPTEMBER 14, 1970-

2,789,777.66-

| RECEIPTS: | REFUNDS PAID RECEIPTS | GROSS TOTAL RECEIPTS | |
|--|--------------------------|-------------------------|---------------|
| 500 INTEREST ON STATE DEPOSITS TEXAS EDUCATION AGENCY | 0.00 | 48,439.88- | |
| 625 DEPT TRANS-SALES OF SUPPLIES & SER TEXAS EDUCATION AGENCY | 0.00 | 2,709,794.02- | |
| 999 EXPENDITURE REFUNDS APPLIED TEXAS EDUCATION AGENCY | 0.00 | 5,755.99- | |
| TOTAL RECEIPTS | 0.00 | 2,763,989.89- | 2,763,989.89- |
| TOTAL NET RECEIPTS | | | 2,763,989.89- |
| TOTAL | | | 5,553,767.55- |

| EXPENDITURES: | REFUNDS RECEIVED EXPENDITURES | GROSS TOTAL EXPENDITURES | |
|---|----------------------------------|-----------------------------|--------------|
| 002 PROFESSIONAL SERVICES AND FEES TEXAS EDUCATION AGENCY | 0.00 | 33,500.00 | |
| 028 OTHER OPERATING EXPENSES TEXAS EDUCATION AGENCY | 0.00 | 11,100.00 | |
| 041 GRANTS ELEMENTARY & SECONDARY SCHOOLS TEXAS EDUCATION AGENCY | 5,526.64 | 3,679,654.82 | |
| 043 GRANTS SENIOR COLLEGES & UNIVERSITIES TEXAS EDUCATION AGENCY | 229.35 | 654,740.96 | |
| 060 EQUIPMENT AND FURNITURE INVENTORY TEXAS EDUCATION AGENCY | 0.00 | 594,290.00 | |
| 095 DEPARTMENTAL TRANSFERS-PUR OF SUPP & SERVICES TEXAS EDUCATION AGENCY | 0.00 | 50,000.00 | |
| 096 OPERATING FUND TRANSFERS TEXAS EDUCATION AGENCY | 0.00 | 75,655.67 | |
| 999 EXPENDITURE REFUNDS APPLIED TEXAS EDUCATION AGENCY | 0.00 | 5,755.99 | |
| TOTAL EXPENDITURES | 5,755.99 | 5,104,697.44 | 5,098,941.45 |

NET CASH BALANCE, AUGUST 31, 1971

454,826.10-

FUND 031 TEXAS PARKS FUND

NET CASH BALANCE, SEPTEMBER 1, 1970

0.00

| | REFUNDS PAID RECEIPTS | GROSS TOTAL RECEIPTS | |
|--|--------------------------|-------------------------|---------------|
| RECEIPTS: | | | |
| 074 CIGARETTE TAX & PENALTY AND INTEREST PARKS AND WILD LIFE DEPARTMENT | 0.00 | 764,757.62- | |
| 650 UNAPPROPRIATED FROM FUND 120 PARKS AND WILD LIFE DEPARTMENT | 0.00 | 1,138,067.18- | |
| TOTAL RECEIPTS | 0.00 | 1,902,824.80- | 1,902,824.80- |
| TOTAL NET RECEIPTS | | | 1,902,824.80- |
| TOTAL | | | 1,902,824.80- |
| TOTAL EXPENDITURES | 0.00 | 0.00 | 0.00 |
| NET CASH BALANCE, AUGUST 31, 1971 | | | 1,902,824.80- |

FUND 032 YOUTH COUNCIL MINERAL FUND

NET CASH BALANCE, SEPTEMBER 1, 1970

1,371.58-

| | REFUNDS PAID RECEIPTS | GROSS TOTAL RECEIPTS | |
|--|--------------------------|-------------------------|-----------|
| RECEIPTS: | | | |
| 402 OIL AND GAS ROYALTIES YOUTH COUNCIL | 0.00 | 145.79- | |
| TOTAL RECEIPTS | 0.00 | 145.79- | 145.79- |
| TOTAL NET RECEIPTS | | | 145.79- |
| TOTAL | | | 1,517.37- |
| TOTAL EXPENDITURES | 0.00 | 0.00 | 0.00 |
| NET CASH BALANCE, AUGUST 31, 1971 | | | 1,517.37- |

FUND 033 SANITARIANS REGISTRATION AND LICENSE FUND

NET CASH BALANCE, SEPTEMBER 1, 1970

318.79-

| RECEIPTS: | REFUNDS PAID RECEIPTS | GROSS TOTAL RECEIPTS | |
|--|--------------------------|-------------------------|------------------|
| 226 OTHER LICENSES PERMITS & REG FEES DEPARTMENT OF HEALTH | 0.00 | 4,995.50- | |
| 620 UNEXPENDED BALANCES DEPARTMENT OF HEALTH | 0.00 | 100.73 | |
| 999 EXPENDITURE REFUNDS APPLIED EMPLOYEES RETIREMENT SYSTEM | 0.00 | 119.63- | |
| TOTAL RECEIPTS | 0.00 | 5,014.40- | 5,014.40- |
| TOTAL NET RECEIPTS | | | 5,014.40- |
| TOTAL | | | 5,333.19- |

| EXPENDITURES: | REFUNDS RECEIVED EXPENDITURES | GROSS TOTAL EXPENDITURES | |
|--|----------------------------------|-----------------------------|-----------------|
| 001 SALARIES AND WAGES DEPARTMENT OF HEALTH | 0.00 | 2,856.05 | |
| 005 EMPLOYEES RETIREMENT MATCHING EMPLOYEES RETIREMENT SYSTEM | 119.63 | 165.00 | |
| 007 O A S I MATCHING DEPARTMENT OF PUBLIC WELFARE | 0.00 | 150.69 | |
| 010 PRINTING AND OFFICE SUPPLIES DEPARTMENT OF HEALTH | 0.00 | 266.96 | |
| 016 OTHER SUPPLIES AND MATERIALS DEPARTMENT OF HEALTH | 0.00 | 12.06 | |
| 020 POSTAGE DEPARTMENT OF HEALTH | 0.00 | 175.00 | |
| 021 UTILITIES TELEPHONE AND TELEGRAPH DEPARTMENT OF HEALTH | 0.00 | 82.75 | |
| 025 TRAVEL EXPENSE DEPARTMENT OF HEALTH | 0.00 | 519.12 | |
| 028 OTHER OPERATING EXPENSES DEPARTMENT OF HEALTH | 0.00 | 1.34 | |
| 060 EQUIPMENT AND FURNITURE INVENTORY DEPARTMENT OF HEALTH | 0.00 | 560.10 | |
| 999 EXPENDITURE REFUNDS APPLIED EMPLOYEES RETIREMENT SYSTEM | 0.00 | 119.63 | |
| TOTAL EXPENDITURES | 119.63 | 4,908.70 | 4,789.07 |

NET CASH BALANCE, AUGUST 31, 1971

544.12-

FUND 034 OPTOMETRY FUND

NET CASH BALANCE, SEPTEMBER 1, 1970

26,140.53-

| RECEIPTS: | REFUNDS PAID RECEIPTS | GROSS TOTAL RECEIPTS | |
|--|-----------------------|----------------------|-------------------|
| 226 OTHER LICENSES PERMITS & REG FEES OPTOMETRY BOARD | 0.00 | 61,307.50- | |
| 420 MACHINERY AND EQUIPMENT SALES OPTOMETRY BOARD | 0.00 | 30.22- | |
| 621 SERVICE CHARGES OPTOMETRY BOARD | 0.00 | 603.58 | |
| 626 DEPT TRANS-APPRO & FUND TRANSFERS OPTOMETRY BOARD | 0.00 | 220.00 | |
| 999 EXPENDITURE REFUNDS APPLIED EMPLOYEES RETIREMENT SYSTEM | 0.00 | 8.50- | |
| TOTAL RECEIPTS | 0.00 | 60,522.64- | 60,522.64- |
| TOTAL NET RECEIPTS | | | 60,522.64- |
| TOTAL | | | 86,663.17- |

| EXPENDITURES: | REFUNDS RECEIVED EXPENDITURES | GROSS TOTAL EXPENDITURES | |
|--|-------------------------------|--------------------------|--|
| 001 SALARIES AND WAGES OPTOMETRY BOARD | 0.00 | 15,634.82 | |
| 005 EMPLOYEES RETIREMENT MATCHING EMPLOYEES RETIREMENT SYSTEM | 8.50 | 565.00 | |
| 007 O A S I MATCHING DEPARTMENT OF PUBLIC WELFARE | 0.00 | 581.21 | |
| 010 PRINTING AND OFFICE SUPPLIES OPTOMETRY BOARD | 0.00 | 487.39 | |
| 016 OTHER SUPPLIES AND MATERIALS OPTOMETRY BOARD | 0.00 | 93.83 | |
| 020 POSTAGE OPTOMETRY BOARD | 0.00 | 480.00 | |
| 021 UTILITIES TELEPHONE AND TELEGRAPH OPTOMETRY BOARD | 0.00 | 3,039.98 | |
| 025 TRAVEL EXPENSE OPTOMETRY BOARD | 0.00 | 9,470.71 | |
| 026 RENTS OPTOMETRY BOARD | 0.00 | 2,822.95 | |
| 027 SURETY BOND PREMIUMS OPTOMETRY BOARD | 0.00 | 50.00 | |
| 028 OTHER OPERATING EXPENSES OPTOMETRY BOARD | 0.00 | 3,083.79 | |
| 043 GRANTS SENIOR COLLEGES & UNIVERSITIES OPTOMETRY BOARD | 0.00 | 9,510.00 | |
| 060 EQUIPMENT AND FURNITURE INVENTORY OPTOMETRY BOARD | 0.00 | 180.00 | |
| 095 DEPARTMENTAL TRANSFERS-PUR OF SUPP & SERVICES OPTOMETRY BOARD | 0.00 | 5.62 | |
| 096 OPERATING FUND TRANSFERS OPTOMETRY BOARD | 0.00 | 10,000.00 | |

FUND 034 OPTOMETRY FUND

EXPENDITURES:

999 EXPENDITURE REFUNDS APPLIED
EMPLOYEES RETIREMENT SYSTEM

TOTAL EXPENDITURES

REFUNDS RECEIVED
EXPENDITURES

0.00

8.50

GROSS TOTAL
EXPENDITURES

8.50

56,013.80

56,005.30

NET CASH BALANCE, AUGUST 31, 1971

30,657.87-

FUND 035 VETERINARY FUND

NET CASH BALANCE, SEPTEMBER 1, 1970

34,235.29-

| RECEIPTS: | REFUNDS PAID RECEIPTS | GROSS TOTAL RECEIPTS | |
|--|--------------------------|-------------------------|------------|
| 224 PROFESSIONAL EXAMINATION & REG FEES BOARD OF VETERINARY EXAMINERS | 0.00 | 48,966.00- | |
| 420 MACHINERY AND EQUIPMENT SALES BOARD OF VETERINARY EXAMINERS | 0.00 | 45.00- | |
| 423 PUBLICATION AND ADVERTISING SALES BOARD OF VETERINARY EXAMINERS | 0.00 | 20.00- | |
| 621 SERVICE CHARGES BOARD OF VETERINARY EXAMINERS | 0.00 | 449.21 | |
| 999 EXPENDITURE REFUNDS APPLIED EMPLOYEES RETIREMENT SYSTEM | 0.00 | 431.46- | |
| TOTAL RECEIPTS | 0.00 | 49,013.25- | 49,013.25- |
| TOTAL NET RECEIPTS | | | 49,013.25- |
| TOTAL | | | 83,248.54- |

| EXPENDITURES: | REFUNDS RECEIVED EXPENDITURES | GROSS TOTAL EXPENDITURES |
|--|----------------------------------|-----------------------------|
| 001 SALARIES AND WAGES BOARD OF VETERINARY EXAMINERS | 0.00 | 26,845.11 |
| 005 EMPLOYEES RETIREMENT MATCHING EMPLOYEES RETIREMENT SYSTEM | 431.46 | 1,229.59 |
| 007 O A S I MATCHING DEPARTMENT OF PUBLIC WELFARE | 0.00 | 1,128.06 |
| 010 PRINTING AND OFFICE SUPPLIES BOARD OF VETERINARY EXAMINERS | 0.00 | 471.12 |
| 016 OTHER SUPPLIES AND MATERIALS BOARD OF VETERINARY EXAMINERS | 0.00 | 238.10 |
| 020 POSTAGE BOARD OF VETERINARY EXAMINERS | 0.00 | 800.00 |
| 021 UTILITIES TELEPHONE AND TELEGRAPH BOARD OF VETERINARY EXAMINERS | 0.00 | 851.44 |
| 024 REPAIRS OTHER CONTRACT BOARD OF VETERINARY EXAMINERS | 0.00 | 57.95 |
| 025 TRAVEL EXPENSE BOARD OF VETERINARY EXAMINERS | 0.00 | 10,338.59 |
| 026 RENTS BOARD OF VETERINARY EXAMINERS | 0.00 | 1,692.00 |
| 027 SURETY BOND PREMIUMS BOARD OF VETERINARY EXAMINERS | 0.00 | 12.50 |
| 028 OTHER OPERATING EXPENSES BOARD OF VETERINARY EXAMINERS | 0.00 | 416.50 |
| 095 DEPARTMENTAL TRANSFERS-PUR OF SUPP & SERVICES BOARD OF VETERINARY EXAMINERS | 0.00 | 29.21 |
| 999 EXPENDITURE REFUNDS APPLIED EMPLOYEES RETIREMENT SYSTEM | 0.00 | 431.46 |

FUND 035 VETERINARY FUND

EXPENDITURES:

REFUNDS RECEIVED
EXPENDITURESGROSS TOTAL
EXPENDITURES

TOTAL EXPENDITURES

431.46

44,541.63

44,110.17

NET CASH BALANCE, AUGUST 31, 1971

39,138.37-

FUND 036 INSURANCE COMMISSION OPERATING FUND

NET CASH BALANCE, SEPTEMBER 1, 1970

1,090,556.09-

| RECEIPTS: | REFUNDS PAID RECEIPTS | GROSS TOTAL RECEIPTS | |
|--|--------------------------|-------------------------|---------------|
| 310 OTHER FILING OFFICE AND SERVICE FEES BOARD OF INSURANCE | 0.00 | 9,072.70- | |
| 420 MACHINERY AND EQUIPMENT SALES BOARD OF INSURANCE | 0.00 | 2,332.44- | |
| 423 PUBLICATION AND ADVERTISING SALES BOARD OF INSURANCE | 0.00 | 54,866.86- | |
| 426 OTHER SALES BOARD OF INSURANCE | 0.00 | 881.85- | |
| 565 WARRANTS VOIDED BY STATUTE OF LIMITATION BOARD OF INSURANCE | 0.00 | 453.21- | |
| 621 SERVICE CHARGES BOARD OF INSURANCE | 0.00 | 114,420.80 | |
| 625 DEPT TRANS-SALES OF SUPPLIES & SER BOARD OF INSURANCE | 0.00 | 7,920.48- | |
| 626 DEPT TRANS-APPRO & FUND TRANSFERS BOARD OF INSURANCE | 0.00 | 987,780.86 | |
| 630 OPERATION FUND TRANSFERS BOARD OF INSURANCE | 0.00 | 6,198,256.00- | |
| 999 EXPENDITURE REFUNDS APPLIED EMPLOYEES RETIREMENT SYSTEM BOARD OF INSURANCE | 0.00 0.00 | 316.87- 114.27- | |
| TOTAL RECEIPTS | 0.00 | 5,172,013.02- | 5,172,013.02- |
| TOTAL NET RECEIPTS | | | 5,172,013.02- |
| TOTAL | | | 6,262,569.11- |

| EXPENDITURES: | REFUNDS RECEIVED EXPENDITURES | GROSS TOTAL EXPENDITURES |
|--|----------------------------------|-----------------------------|
| 001 SALARIES AND WAGES BOARD OF INSURANCE | 0.00 | 4,155,327.84 |
| 005 EMPLOYEES RETIREMENT MATCHING EMPLOYEES RETIREMENT SYSTEM | 316.87 | 208,300.00 |
| 007 O A S I MATCHING DEPARTMENT OF PUBLIC WELFARE | 0.00 | 169,713.70 |
| 010 PRINTING AND OFFICE SUPPLIES BOARD OF INSURANCE | 0.00 | 70,074.71 |
| 011 GASOLINE OIL LUB WASH AND GREASE BOARD OF INSURANCE | 0.00 | 96.80 |
| 016 OTHER SUPPLIES AND MATERIALS BOARD OF INSURANCE | 0.00 | 27,593.13 |
| 020 POSTAGE BOARD OF INSURANCE | 114.27 | 87,480.00 |
| 021 UTILITIES TELEPHONE AND TELEGRAPH BOARD OF INSURANCE | 0.00 | 6,544.72 |
| 022 TRANSPORTATION OF THINGS BOARD OF INSURANCE | 0.00 | 2,270.57 |
| 023 REPAIRS TO BUILDINGS CONTRACT BOARD OF INSURANCE | 0.00 | 3,780.92 |

FUND 036 INSURANCE COMMISSION OPERATING FUND

| EXPENDITURES: | REFUNDS RECEIVED EXPENDITURES | GROSS TOTAL EXPENDITURES | |
|--|----------------------------------|-----------------------------|--------------|
| 024 REPAIRS OTHER CONTRACT BOARD OF INSURANCE | 0.00 | 3,397.61 | |
| 025 TRAVEL EXPENSE BOARD OF INSURANCE | 0.00 | 403,108.76 | |
| 026 RENTS BOARD OF INSURANCE | 0.00 | 220,040.85 | |
| 027 SURETY BOND PREMIUMS BOARD OF INSURANCE | 0.00 | 2,124.00 | |
| 028 OTHER OPERATING EXPENSES BOARD OF INSURANCE | 0.00 | 24,858.55 | |
| 060 EQUIPMENT AND FURNITURE INVENTORY BOARD OF INSURANCE | 0.00 | 301,277.92 | |
| 062 LIBRARY BOOKS BOARD OF INSURANCE | 0.00 | 3,271.91 | |
| 068 BLDG PURCHASED CONST & REMODELED BOARD OF INSURANCE | 0.00 | 2,966.40 | |
| 095 DEPARTMENTAL TRANSFERS--PUR OF SUPP & SERVICES BOARD OF INSURANCE | 0.00 | 1,006.84 | |
| 221 INTERDEPARTMENTAL TRANSFER--CENTREX PHONE SERV BOARD OF INSURANCE | 0.00 | 45,694.13 | |
| 999 EXPENDITURE REFUNDS APPLIED EMPLOYEES RETIREMENT SYSTEM | 0.00 | 316.87 | |
| BOARD OF INSURANCE | 0.00 | 114.27 | |
| TOTAL EXPENDITURES | 431.14 | 5,739,360.50 | 5,738,929.36 |
| NET CASH BALANCE, AUGUST 31, 1971 | | | 523,639.75- |

FUND 037 FEDERAL CHILD WELFARE SERVICE FUND

NET CASH BALANCE, SEPTEMBER 1, 1970

633,635.43-

RECEIPTS:

500 INTEREST ON STATE DEPOSITS
 DEPARTMENT OF PUBLIC WELFARE
 626 DEPT TRANS-APPRO & FUND TRANSFERS
 DEPARTMENT OF PUBLIC WELFARE

REFUNDS PAID
RECEIPTSGROSS TOTAL
RECEIPTS

0.00

17,933.63-

0.00

7,560.46

TOTAL RECEIPTS

0.00

10,373.17-

10,373.17-

TOTAL NET RECEIPTS

10,373.17-

TOTAL

644,008.60-

EXPENDITURES:

TOTAL EXPENDITURES

REFUNDS RECEIVED
EXPENDITURESGROSS TOTAL
EXPENDITURES

0.00

0.00

0.00

NET CASH BALANCE, AUGUST 31, 1971

644,008.60-

FUND 038 CENTRAL EDUCATION AGENCY PROGRAM FUND

NET CASH BALANCE, SEPTEMBER 1, 1970

1,664,810.99-

RECEIPTS:

| | REFUNDS PAID RECEIPTS | GROSS TOTAL RECEIPTS | |
|---|--------------------------|-------------------------|----------------|
| 626 DEPT TRANS-APPRO & FUND TRANSFERS TEXAS EDUCATION AGENCY | 0.00 | 85,151,588.52- | |
| 999 EXPENDITURE REFUNDS APPLIED TEXAS EDUCATION AGENCY | 0.00 | 881,375.21- | |
| TOTAL RECEIPTS | 0.00 | 86,032,963.73- | 86,032,963.73- |
| TOTAL NET RECEIPTS | | | 86,032,963.73- |
| TOTAL | | | 87,697,774.72- |

EXPENDITURES:

| | REFUNDS RECEIVED EXPENDITURES | GROSS TOTAL EXPENDITURES | |
|---|----------------------------------|-----------------------------|---------------|
| 041 GRANTS ELEMENTARY & SECONDARY SCHOOLS TEXAS EDUCATION AGENCY | 881,375.21 | 87,607,332.51 | |
| 044 GRANTS-IN-AID VARIOUS TEXAS EDUCATION AGENCY | 0.00 | 15,360.15 | |
| 999 EXPENDITURE REFUNDS APPLIED TEXAS EDUCATION AGENCY | 0.00 | 881,375.21 | |
| TOTAL EXPENDITURES | 881,375.21 | 88,504,067.87 | 87,622,692.66 |

NET CASH BALANCE, AUGUST 31, 1971

75,082.06-

FUND 039 COMMODITY DISTRIBUTION FUND

NET CASH BALANCE, SEPTEMBER 1, 1970

882,514.34-

| RECEIPTS: | REFUNDS PAID RECEIPTS | GROSS TOTAL RECEIPTS | |
|--|-----------------------|----------------------|----------------------|
| 199 REVENUE REFUNDS APPLIED | | | |
| DEPARTMENT OF PUBLIC WELFARE | 0.00 | 376,199.47- | |
| 306 EXAMINATION AND AUDIT FEES | | | |
| DEPARTMENT OF PUBLIC WELFARE | 0.00 | 780,291.90- | |
| 420 MACHINERY AND EQUIPMENT SALES | | | |
| DEPARTMENT OF PUBLIC WELFARE | 0.00 | 158.64- | |
| 443 OTHER RENTALS LEASES AND EASEMENTS | | | |
| DEPARTMENT OF PUBLIC WELFARE | 0.00 | 5.10- | |
| 530 FEDERAL GRANTS | | | |
| DEPARTMENT OF PUBLIC WELFARE | 376,199.47- | 3,341,992.86- | |
| 531 COUNTY AND CITY GRANTS | | | |
| DEPARTMENT OF PUBLIC WELFARE | 0.00 | 670,073.58- | |
| 564 INSURANCE AND DAMAGES | | | |
| DEPARTMENT OF PUBLIC WELFARE | 0.00 | 216.49- | |
| 625 DEPT TRANS-SALES OF SUPPLIES & SER | | | |
| DEPARTMENT OF PUBLIC WELFARE | 0.00 | 13,193.58- | |
| 626 DEPT TRANS-APPRO & FUND TRANSFERS | | | |
| DEPARTMENT OF PUBLIC WELFARE | 0.00 | 2,793.95 | |
| 999 EXPENDITURE REFUNDS APPLIED | | | |
| DEPARTMENT OF PUBLIC WELFARE | 0.00 | 24.00- | |
| EMPLOYEES RETIREMENT SYSTEM | 0.00 | 1,723.49- | |
| TOTAL RECEIPTS | 376,199.47- | 5,181,085.16- | 4,804,885.69- |
| TOTAL NET RECEIPTS | | | 4,804,885.69- |
| TOTAL | | | 5,687,400.03- |

| EXPENDITURES: | REFUNDS RECEIVED EXPENDITURES | GROSS TOTAL EXPENDITURES | |
|---------------------------------------|-------------------------------|--------------------------|--|
| 001 SALARIES AND WAGES | | | |
| DEPARTMENT OF PUBLIC WELFARE | 0.00 | 2,239,212.41 | |
| 005 EMPLOYEES RETIREMENT MATCHING | | | |
| EMPLOYEES RETIREMENT SYSTEM | 1,723.49 | 106,700.00 | |
| 007 O A S I MATCHING | | | |
| DEPARTMENT OF PUBLIC WELFARE | 0.00 | 106,719.45 | |
| 010 PRINTING AND OFFICE SUPPLIES | | | |
| DEPARTMENT OF PUBLIC WELFARE | 0.00 | 2,449.65 | |
| 016 OTHER SUPPLIES AND MATERIALS | | | |
| DEPARTMENT OF PUBLIC WELFARE | 0.60 | 10,046.79 | |
| 020 POSTAGE | | | |
| DEPARTMENT OF PUBLIC WELFARE | 0.00 | 14,872.43 | |
| 021 UTILITIES TELEPHONE AND TELEGRAPH | | | |
| DEPARTMENT OF PUBLIC WELFARE | 3.40 | 44,526.57 | |
| 022 TRANSPORTATION OF THINGS | | | |
| DEPARTMENT OF PUBLIC WELFARE | 0.00 | 182,971.72 | |
| 024 REPAIRS OTHER CONTRACT | | | |
| DEPARTMENT OF PUBLIC WELFARE | 20.00 | 1,437.03 | |
| 025 TRAVEL EXPENSE | | | |
| DEPARTMENT OF PUBLIC WELFARE | 0.00 | 93,169.74 | |

FUND 039 COMMODITY DISTRIBUTION FUND

| EXPENDITURES: | REFUNDS RECEIVED EXPENDITURES | GROSS TOTAL EXPENDITURES | |
|---|----------------------------------|-----------------------------|--------------|
| 026 RENTS DEPARTMENT OF PUBLIC WELFARE | 0.00 | 112,430.88 | |
| 027 SURETY BOND PREMIUMS DEPARTMENT OF PUBLIC WELFARE | 0.00 | 93.60 | |
| 028 OTHER OPERATING EXPENSES DEPARTMENT OF PUBLIC WELFARE | 0.00 | 1,498,436.64 | |
| 060 EQUIPMENT AND FURNITURE INVENTORY DEPARTMENT OF PUBLIC WELFARE | 0.00 | 26,542.19 | |
| 095 DEPARTMENTAL TRANSFERS-PUR OF SUPP & SERVICES DEPARTMENT OF PUBLIC WELFARE | 0.00 | 244.53 | |
| 199 REVENUE REFUNDS APPLIED DEPARTMENT OF PUBLIC WELFARE | 0.00 | 376,199.47 | |
| 221 INTERDEPARTMENTAL TRANSFER-CENTREX PHONE SERV DEPARTMENT OF PUBLIC WELFARE | 0.00 | 5,943.48 | |
| 999 EXPENDITURE REFUNDS APPLIED DEPARTMENT OF PUBLIC WELFARE | 0.00 | 24.00 | |
| EMPLOYEES RETIREMENT SYSTEM | 0.00 | 1,723.49 | |
| TOTAL EXPENDITURES | 1,747.49 | 4,823,744.07 | 4,821,996.58 |
| NET CASH BALANCE, AUGUST 31, 1971 | | | 865,403.45- |

FUND 040 BARBER EXAMINERS FUND

NET CASH BALANCE, SEPTEMBER 1, 1970

89,534.24-

| RECEIPTS: | | REFUNDS PAID RECEIPTS | GROSS TOTAL RECEIPTS | |
|---------------|--|----------------------------------|-----------------------------|-------------|
| 224 | PROFESSIONAL EXAMINATION & REG FEES BOARD OF BARBER EXAMINERS | 0.00 | 198,208.00- | |
| 420 | MACHINERY AND EQUIPMENT SALES BOARD OF BARBER EXAMINERS | 0.00 | 110.88- | |
| 563 | FORFEITURES BOARD OF BARBER EXAMINERS | 0.00 | 3.18- | |
| 621 | SERVICE CHARGES BOARD OF BARBER EXAMINERS | 0.00 | 17,480.00 | |
| 626 | DEPT TRANS-APPRO & FUND TRANSFERS BOARD OF BARBER EXAMINERS | 0.00 | 450.00 | |
| 999 | EXPENDITURE REFUNDS APPLIED EMPLOYEES RETIREMENT SYSTEM | 0.00 | 934.70- | |
| | TOTAL RECEIPTS | 0.00 | 181,326.76- | 181,326.76- |
| | TOTAL NET RECEIPTS | | | 181,326.76- |
| | TOTAL | | | 270,861.00- |
| EXPENDITURES: | | REFUNDS RECEIVED EXPENDITURES | GROSS TOTAL EXPENDITURES | |
| 001 | SALARIES AND WAGES BOARD OF BARBER EXAMINERS | 0.00 | 137,307.88 | |
| 005 | EMPLOYEES RETIREMENT MATCHING EMPLOYEES RETIREMENT SYSTEM | 934.70 | 6,345.30 | |
| 007 | O A S I MATCHING DEPARTMENT OF PUBLIC WELFARE | 0.00 | 6,301.36 | |
| 010 | PRINTING AND OFFICE SUPPLIES BOARD OF BARBER EXAMINERS | 0.00 | 3,597.08 | |
| 020 | POSTAGE BOARD OF BARBER EXAMINERS | 0.00 | 2,800.00 | |
| 022 | TRANSPORTATION OF THINGS BOARD OF BARBER EXAMINERS | 0.00 | 3.50 | |
| 024 | REPAIRS OTHER CONTRACT BOARD OF BARBER EXAMINERS | 0.00 | 32.00 | |
| 025 | TRAVEL EXPENSE BOARD OF BARBER EXAMINERS | 0.00 | 64,037.73 | |
| 026 | RENTS BOARD OF BARBER EXAMINERS | 0.00 | 1,959.00 | |
| 028 | OTHER OPERATING EXPENSES BOARD OF BARBER EXAMINERS | 0.00 | 97.50 | |
| 060 | EQUIPMENT AND FURNITURE INVENTORY BOARD OF BARBER EXAMINERS | 0.00 | 459.00 | |
| 096 | OPERATING FUND TRANSFERS BOARD OF BARBER EXAMINERS | 0.00 | 10,000.00 | |
| 221 | INTERDEPARTMENTAL TRANSFER-CENTREX PHONE SERV BOARD OF BARBER EXAMINERS | 0.00 | 2,616.77 | |
| 999 | EXPENDITURE REFUNDS APPLIED EMPLOYEES RETIREMENT SYSTEM | 0.00 | 934.70 | |

FUND 040 BARBER EXAMINERS FUND

EXPENDITURES:

REFUNDS RECEIVED
EXPENDITURESGROSS TOTAL
EXPENDITURES

TOTAL EXPENDITURES

934.70

236,491.82

235,557.12

NET CASH BALANCE, AUGUST 31, 1971

35,303.88-

FUND 041 BOARD OF WATER ENGINEERS FUND

NET CASH BALANCE, SEPTEMBER 1, 1970

276,119.54-

| RECEIPTS: | REFUNDS PAID RECEIPTS | GROSS TOTAL RECEIPTS | |
|---|--------------------------|-------------------------|-------------|
| 530 FEDERAL GRANTS WATER DEVELOPMENT BOARD | 0.00 | 210,416.20- | |
| 531 COUNTY AND CITY GRANTS WATER DEVELOPMENT BOARD | 0.00 | 34,416.00- | |
| 540 OTHER DONATIONS AND GRANTS WATER DEVELOPMENT BOARD | 0.00 | 306,706.00- | |
| 625 DEPT TRANS-SALES OF SUPPLIES & SER WATER DEVELOPMENT BOARD | 0.00 | 60,613.34- | |
| TOTAL RECEIPTS | 0.00 | 612,151.54- | 612,151.54- |
| TOTAL NET RECEIPTS | | | 612,151.54- |
| TOTAL | | | 888,271.08- |

| EXPENDITURES: | REFUNDS RECEIVED EXPENDITURES | GROSS TOTAL EXPENDITURES | |
|--|----------------------------------|-----------------------------|------------|
| 002 PROFESSIONAL SERVICES AND FEES WATER DEVELOPMENT BOARD | 0.00 | 457,414.82 | |
| 010 PRINTING AND OFFICE SUPPLIES WATER DEVELOPMENT BOARD | 0.00 | 337.10 | |
| 011 GASOLINE OIL LUB WASH AND GREASE WATER DEVELOPMENT BOARD | 0.00 | 4,516.93 | |
| 016 OTHER SUPPLIES AND MATERIALS WATER DEVELOPMENT BOARD | 0.00 | 32,944.62 | |
| 024 REPAIRS OTHER CONTRACT WATER DEVELOPMENT BOARD | 0.00 | 863.48 | |
| 028 OTHER OPERATING EXPENSES WATER DEVELOPMENT BOARD | 0.00 | 144,361.08 | |
| 060 EQUIPMENT AND FURNITURE INVENTORY WATER DEVELOPMENT BOARD | 0.00 | 16,579.69 | |
| 062 LIBRARY BOOKS WATER DEVELOPMENT BOARD | 0.00 | 33.46 | |
| TOTAL EXPENDITURES | 0.00 | 657,051.18 | 657,051.18 |

NET CASH BALANCE, AUGUST 31, 1971

231,219.90-

FUND 044 PERMANENT SCHOOL FUND

NET CASH BALANCE, SEPTEMBER 1, 1970

4,964,229.77-

| RECEIPTS: | REFUNDS PAID RECEIPTS | GROSS TOTAL RECEIPTS | |
|--|-----------------------|-----------------------|-----------------------|
| 400 PRINCIPAL ON LAND SALES TEXAS EDUCATION AGENCY | 0.00 | 157,110.81- | |
| 402 OIL AND GAS ROYALTIES TEXAS EDUCATION AGENCY | 0.00 | 29,222,952.82- | |
| 403 OTHER ROYALTIES TEXAS EDUCATION AGENCY | 0.00 | 29,036.12- | |
| 404 SAND SHELL AND GRAVEL SALES TEXAS EDUCATION AGENCY | 0.00 | 4,376.38- | |
| 440 MINERAL LEASE BONUS & PROSPECT RENTAL TEXAS EDUCATION AGENCY | 0.00 | 13,427,332.67- | |
| 443 OTHER RENTALS LEASES AND EASEMENTS TEXAS EDUCATION AGENCY | 0.00 | 3.72- | |
| 570 OTHER MISCELLANEOUS GOVERNMENTAL REVENUE TEXAS EDUCATION AGENCY | 0.00 | 590,772.62- | |
| 601 SALE / REDEMP OF INV; CITY CNTY & DIST BONDS TEXAS EDUCATION AGENCY | 0.00 | 4,279,128.50- | |
| 603 SALE / REDEMP OF INV; CORPORATE SECURITIES TEXAS EDUCATION AGENCY | 0.00 | 55,000.00- | |
| 606 SALE OF CORPORATE STOCK TEXAS EDUCATION AGENCY | 0.00 | 8,113,206.94- | |
| 607 SALE / REDEMP OF INV; U S GOV SECURITIES TEXAS EDUCATION AGENCY | 0.00 | 17,690,000.00- | |
| 627 AMORTIZATION PREMIUMS & DISCOUNT-PURCHASED TEXAS EDUCATION AGENCY | 0.00 | 204.75- | |
| TOTAL RECEIPTS | 0.00 | 73,569,125.33- | 73,569,125.33- |
| TOTAL NET RECEIPTS | | | 73,569,125.33- |
| TOTAL | | | 78,533,355.10- |

| EXPENDITURES: | REFUNDS RECEIVED EXPENDITURES | GROSS TOTAL EXPENDITURES | |
|---|-------------------------------|--------------------------|----------------------|
| 059 MISCELLANEOUS CLAIMS MISCELLANEOUS | 0.00 | 38,776.96 | |
| 075 PURCHASE OF CORPORATE BONDS TEXAS EDUCATION AGENCY | 0.00 | 31,740,000.00 | |
| 076 PURCHASE OF CORPORATE STOCK TEXAS EDUCATION AGENCY | 0.00 | 38,878,185.21 | |
| 083 DISCOUNTS ON INVESTMENTS TEXAS EDUCATION AGENCY | 0.00 | 905,519.49 | |
| 085 PREMIUMS ON INVESTMENTS TEXAS EDUCATION AGENCY | 0.00 | 18,575.00 | |
| TOTAL EXPENDITURES | 0.00 | 71,581,056.66 | 71,581,056.66 |

NET CASH BALANCE, AUGUST 31, 1971

6,952,298.44-

FUND 045 PERMANENT UNIVERSITY FUND

NET CASH BALANCE, SEPTEMBER 1, 1970

529,064.23-

| RECEIPTS: | REFUNDS PAID RECEIPTS | GROSS TOTAL RECEIPTS | |
|---|--------------------------|-------------------------|-----------------|
| 402 OIL AND GAS ROYALTIES UNIVERSITY OF TEXAS AT AUSTIN | 0.00 | 18,388,045.30- | |
| 403 OTHER ROYALTIES UNIVERSITY OF TEXAS AT AUSTIN | 0.00 | 167,304.64- | |
| 440 MINERAL LEASE BONUS & PROSPECT RENTAL UNIVERSITY OF TEXAS AT AUSTIN | 0.00 | 2,114,171.99- | |
| 443 OTHER RENTALS LEASES AND EASEMENTS UNIVERSITY OF TEXAS AT AUSTIN | 0.00 | 5,674.98- | |
| 570 OTHER MISCELLANEOUS GOVERNMENTAL REVENUE UNIVERSITY OF TEXAS AT AUSTIN | 0.00 | 4,615,135.22- | |
| 601 SALE / REDEMP OF INV; CITY CNTY & DIST BONDS UNIVERSITY OF TEXAS AT AUSTIN | 0.00 | 1,948,000.00- | |
| 603 SALE / REDEMP OF INV; CORPORATE SECURITIES UNIVERSITY OF TEXAS AT AUSTIN | 0.00 | 193,770,594.46- | |
| 606 SALE OF CORPORATE STOCK UNIVERSITY OF TEXAS AT AUSTIN | 0.00 | 39,632,002.60- | |
| 607 SALE / REDEMP OF INV; U S GOV SECURITIES UNIVERSITY OF TEXAS AT AUSTIN | 0.00 | 46,427,000.00- | |
| 608 SALE / REDEMP OF INV; NOTES & OTHERS UNIVERSITY OF TEXAS AT AUSTIN | 0.00 | 4,439,033.97- | |
| 627 AMORTIZATION PREMIUMS & DISCOUNT-PURCHASED UNIVERSITY OF TEXAS AT AUSTIN | 0.00 | 394,129.39 | |
| TOTAL RECEIPTS | 0.00 | 311,112,833.77- | 311,112,833.77- |
| TOTAL NET RECEIPTS | | | 311,112,833.77- |
| TOTAL | | | 311,641,898.00- |

| EXPENDITURES: | REFUNDS RECEIVED EXPENDITURES | GROSS TOTAL EXPENDITURES | |
|---|----------------------------------|-----------------------------|----------------|
| 072 PURCHASE OF U S GOVERNMENT SECURITIES UNIVERSITY OF TEXAS AT AUSTIN | 0.00 | 44,385,000.00 | |
| 074 PUR OF NOTES & OTHER EVIDENCES OF INDEBT UNIVERSITY OF TEXAS AT AUSTIN | 0.00 | 6,927,449.79 | |
| 075 PURCHASE OF CORPORATE BONDS UNIVERSITY OF TEXAS AT AUSTIN | 0.00 | 210,024,000.00 | |
| 076 PURCHASE OF CORPORATE STOCK UNIVERSITY OF TEXAS AT AUSTIN | 0.00 | 52,678,395.91 | |
| 083 DISCOUNTS ON INVESTMENTS UNIVERSITY OF TEXAS AT AUSTIN | 0.00 | 536,649.92 | |
| 085 PREMIUMS ON INVESTMENTS UNIVERSITY OF TEXAS AT AUSTIN | 0.00 | 3,401,989.29- | |
| TOTAL EXPENDITURES | 0.00 | 311,149,506.33 | 311,149,506.33 |

NET CASH BALANCE, AUGUST 31, 1971

492,391.67-

FUND 046 ENDOWMENT FUND MEDICAL BRANCH U OF T

| | | | | |
|-------------------------------------|--|----------------------------------|-----------------------------|--------|
| NET CASH BALANCE, SEPTEMBER 1, 1970 | | | | 62.54- |
| RECEIPTS: | | REFUNDS PAID RECEIPTS | GROSS TOTAL RECEIPTS | |
| TOTAL RECEIPTS | | 0.00 | 0.00 | 0.00 |
| TOTAL NET RECEIPTS | | | | 0.00 |
| TOTAL | | | | 62.54- |
| EXPENDITURES: | | REFUNDS RECEIVED EXPENDITURES | GROSS TOTAL EXPENDITURES | |
| TOTAL EXPENDITURES | | 0.00 | 0.00 | 0.00 |
| NET CASH BALANCE, AUGUST 31, 1971 | | | | 62.54- |

FUND 047 A & M UNIV AVAILABLE FUND

NET CASH BALANCE, SEPTEMBER 1, 1970

13,208,698.90-

| RECEIPTS: | REFUNDS PAID RECEIPTS | GROSS TOTAL RECEIPTS | |
|---|-----------------------|----------------------|----------------|
| 500 INTEREST ON STATE DEPOSITS A & M UNIVERSITY MAIN UNIVERSITY | 0.00 | 372,104.80- | |
| 516 ACCRUED INT & PREMIUMS ON SALE OF STATE BONDS A & M UNIVERSITY MAIN UNIVERSITY | 0.00 | 17,928.72- | |
| 563 FORFEITURES A & M UNIVERSITY MAIN UNIVERSITY | 0.00 | 700.00- | |
| 570 OTHER MISCELLANEOUS GOVERNMENTAL REVENUE A & M UNIVERSITY MAIN UNIVERSITY | 0.00 | 1,473.95- | |
| 626 DEPT TRANS-APPRO & FUND TRANSFERS A & M UNIVERSITY MAIN UNIVERSITY | 0.00 | 5,610,696.15- | |
| 999 EXPENDITURE REFUNDS APPLIED A & M UNIVERSITY MAIN UNIVERSITY | 0.00 | 126,270.80- | |
| TOTAL RECEIPTS | 0.00 | 6,129,174.42- | 6,129,174.42- |
| TOTAL NET RECEIPTS | | | 6,129,174.42- |
| TOTAL | | | 19,337,873.32- |

| EXPENDITURES: | REFUNDS RECEIVED EXPENDITURES | GROSS TOTAL EXPENDITURES | |
|--|-------------------------------|--------------------------|--|
| 001 SALARIES AND WAGES A & M UNIVERSITY MAIN UNIVERSITY | 0.00 | 35,639.20 | |
| 002 PROFESSIONAL SERVICES AND FEES A & M UNIVERSITY MAIN UNIVERSITY | 0.00 | 4,296.24 | |
| 007 O A S I MATCHING DEPARTMENT OF PUBLIC WELFARE | 0.00 | 1.92 | |
| 010 PRINTING AND OFFICE SUPPLIES A & M UNIVERSITY MAIN UNIVERSITY | 0.00 | 460.73 | |
| 011 GASOLINE OIL LUB WASH AND GREASE A & M UNIVERSITY MAIN UNIVERSITY | 0.00 | 2,148.14 | |
| 013 CLOTHING AND DRYGOODS FOR PERSONS A & M UNIVERSITY MAIN UNIVERSITY | 0.00 | 130.19 | |
| 014 FEED FOR ANIMALS SEED AND SMALL PLANTS A & M UNIVERSITY MAIN UNIVERSITY | 0.00 | 6,544.46 | |
| 015 DRUGS AND CHEMICALS FOR MEDICAL & LAB A & M UNIVERSITY MAIN UNIVERSITY | 0.00 | 12,605.07 | |
| 016 OTHER SUPPLIES AND MATERIALS A & M UNIVERSITY MAIN UNIVERSITY | 32.51 | 188,206.67 | |
| 020 POSTAGE A & M UNIVERSITY MAIN UNIVERSITY | 0.00 | 21.83 | |
| 021 UTILITIES TELEPHONE AND TELEGRAPH A & M UNIVERSITY MAIN UNIVERSITY | 0.00 | 12,008.45 | |
| 022 TRANSPORTATION OF THINGS A & M UNIVERSITY MAIN UNIVERSITY | 0.00 | 703.01 | |
| 023 REPAIRS TO BUILDINGS CONTRACT A & M UNIVERSITY MAIN UNIVERSITY | 0.00 | 4,150.00 | |
| 024 REPAIRS OTHER CONTRACT A & M UNIVERSITY MAIN UNIVERSITY | 0.00 | 2,417.30 | |

FUND 047 A & M UNIV AVAILABLE FUND

EXPENDITURES:

| | REFUNDS RECEIVED EXPENDITURES | GROSS TOTAL EXPENDITURES | |
|---|----------------------------------|-----------------------------|----------------|
| 025 TRAVEL EXPENSE A & M UNIVERSITY MAIN UNIVERSITY | 0.00 | 23,259.69 | |
| 026 RENTS A & M UNIVERSITY MAIN UNIVERSITY | 526.94 | 15,078.01 | |
| 028 OTHER OPERATING EXPENSES A & M UNIVERSITY MAIN UNIVERSITY | 0.00 | 63,193.74 | |
| 048 GRANTS TO OTHERS A & M UNIVERSITY MAIN UNIVERSITY | 0.00 | 7,850.00 | |
| 060 EQUIPMENT AND FURNITURE INVENTORY A & M UNIVERSITY MAIN UNIVERSITY | 242.02 | 169,559.47 | |
| 062 LIBRARY BOOKS A & M UNIVERSITY MAIN UNIVERSITY | 0.00 | 20,842.45 | |
| 067 LAND IMPROVEMENTS A & M UNIVERSITY MAIN UNIVERSITY | 0.00 | 454.76 | |
| 068 BLDG PURCHASED CONST & REMODELED A & M UNIVERSITY MAIN UNIVERSITY | 125,469.33 | 6,947,667.19 | |
| 095 DEPARTMENTAL TRANSFERS-PUR OF SUPP & SERVICES A & M UNIVERSITY MAIN UNIVERSITY | 0.00 | 689.85 | |
| 999 EXPENDITURE REFUNDS APPLIED A & M UNIVERSITY MAIN UNIVERSITY | 0.00 | 126,270.80 | |
| TOTAL EXPENDITURES | 126,270.80 | 7,644,199.17 | 7,517,928.37 |
| NET CASH BALANCE, AUGUST 31, 1971 | | | 11,819,944.95- |

FUND 048 PERMANENT BLIND INSTITUTE FUND

| | | | |
|--|------------------|--------------|---------|
| NET CASH BALANCE, SEPTEMBER 14, 1970 | | | 239.40- |
| RECEIPTS: | REFUNDS PAID | GROSS TOTAL | |
| 565 WARRANTS VOIDED BY STATUTE OF LIMITATION | RECEIPTS | RECEIPTS | |
| TREASURER | 0.00 | 15.00- | |
| TOTAL RECEIPTS | 0.00 | 15.00- | 15.00- |
| TOTAL NET RECEIPTS | | | 15.00- |
| TOTAL | | | 254.40- |
| EXPENDITURES: | REFUNDS RECEIVED | GROSS TOTAL | |
| TOTAL EXPENDITURES | EXPENDITURES | EXPENDITURES | |
| | 0.00 | 0.00 | 0.00 |
| NET CASH BALANCE, AUGUST 31, 1971 | | | 254.40- |

FUND 049 PERMANENT DEAF & DUMB INSTITUTE FUND

NET CASH BALANCE, SEPTEMBER 1, 1970

829.82-

| RECEIPTS: | REFUNDS PAID RECEIPTS | GROSS TOTAL RECEIPTS | |
|-----------------------------------|----------------------------------|-----------------------------|---------|
| TOTAL RECEIPTS | 0.00 | 0.00 | 0.00 |
| TOTAL NET RECEIPTS | | | 0.00 |
| TOTAL | | | 829.82- |
| EXPENDITURES: | REFUNDS RECEIVED EXPENDITURES | GROSS TOTAL EXPENDITURES | |
| TOTAL EXPENDITURES | 0.00 | 0.00 | 0.00 |
| NET CASH BALANCE, AUGUST 31, 1971 | | | 829.82- |

FUND 050 PERMANENT LUNATIC ASYLUM FUND

NET CASH BALANCE, SEPTEMBER 1, 1970

435.77-

RECEIPTS:

REFUNDS PAID
RECEIPTSGROSS TOTAL
RECEIPTS

TOTAL RECEIPTS

0.00

0.00

0.00

TOTAL NET RECEIPTS

0.00

TOTAL

435.77-

TOTAL EXPENDITURES

0.00

0.00

0.00

NET CASH BALANCE, AUGUST 31, 1971

435.77-

FUND 051 PERMANENT ORPHANS HOME FUND

NET CASH BALANCE, SEPTEMBER 1, 1970

595.24-

| RECEIPTS: | REFUNDS PAID RECEIPTS | GROSS TOTAL RECEIPTS | |
|-----------------------------------|----------------------------------|-----------------------------|---------|
| TOTAL RECEIPTS | 0.00 | 0.00 | 0.00 |
| TOTAL NET RECEIPTS | | | 0.00 |
| TOTAL | | | 595.24- |
| EXPENDITURES: | REFUNDS RECEIVED EXPENDITURES | GROSS TOTAL EXPENDITURES | |
| TOTAL EXPENDITURES | 0.00 | 0.00 | 0.00 |
| NET CASH BALANCE, AUGUST 31, 1971 | | | 595.24- |

FUND 052 VETERANS LAND BOARD FUND

NET CASH BALANCE, SEPTEMBER 1, 1970

269,835.99-

| | REFUNDS PAID RECEIPTS | GROSS TOTAL RECEIPTS | |
|---|--------------------------|-------------------------|-------------|
| RECEIPTS: | | | |
| 310 OTHER FILING OFFICE AND SERVICE FEES VETERANS LAND BOARD | 0.00 | 131,029.50- | |
| 626 DEPT TRANS-APPRO & FUND TRANSFERS VETERANS LAND BOARD | 0.00 | 1,200.00 | |
| 999 EXPENDITURE REFUNDS APPLIED EMPLOYEES RETIREMENT SYSTEM | 0.00 | 1,330.00- | |
| TOTAL RECEIPTS | 0.00 | 131,159.50- | 131,159.50- |
| TOTAL NET RECEIPTS | | | 131,159.50- |
| TOTAL | | | 400,995.49- |
| EXPENDITURES: | | | |
| 096 OPERATING FUND TRANSFERS VETERANS LAND BOARD | 0.00 | 22,600.00 | |
| 999 EXPENDITURE REFUNDS APPLIED EMPLOYEES RETIREMENT SYSTEM | 0.00 | 1,330.00 | |
| TOTAL EXPENDITURES | 1,330.00 | 23,930.00 | 22,600.00 |
| NET CASH BALANCE, AUGUST 31, 1971 | | | 378,395.49- |

FUND 053 SCHOOL BUS REVOLVING FUND

NET CASH BALANCE, SEPTEMBER 1, 1970

223,125.00-

| RECEIPTS: | REFUNDS PAID RECEIPTS | GROSS TOTAL RECEIPTS | |
|---|--------------------------|-------------------------|---------------|
| 640 OTHER NON-GOVERNMENTAL RECEIPTS BOARD OF CONTROL | 0.00 | 7,067,546.55- | |
| TOTAL RECEIPTS | 0.00 | 7,067,546.55- | 7,067,546.55- |
| TOTAL NET RECEIPTS | | | 7,067,546.55- |
| TOTAL | | | 7,290,671.55- |

| EXPENDITURES: | REFUNDS RECEIVED EXPENDITURES | GROSS TOTAL EXPENDITURES | |
|--|----------------------------------|-----------------------------|--------------|
| 093 MISCELLANEOUS NON GOV EXPENDITURES BOARD OF CONTROL | 0.00 | 7,072,055.55 | |
| TOTAL EXPENDITURES | 0.00 | 7,072,055.55 | 7,072,055.55 |

NET CASH BALANCE, AUGUST 31, 1971

218,616.00-

FUND 054 INSURANCE EXAMINATION FUND

NET CASH BALANCE, SEPTEMBER 1, 1970

734,350.68-

RECEIPTS:

306 EXAMINATION AND AUDIT FEES
 BOARD OF INSURANCE
 621 SERVICE CHARGES
 BOARD OF INSURANCE
 626 DEPT TRANS-APPRO & FUND TRANSFERS
 BOARD OF INSURANCE

REFUNDS PAID
 RECEIPTS

0.00

0.00

0.00

0.00

GROSS TOTAL
 RECEIPTS

1,217,292.77-

70,000.00

300,000.00-

1,447,292.77-

TOTAL RECEIPTS

TOTAL NET RECEIPTS

TOTAL

1,447,292.77-

1,447,292.77-

2,181,643.45-

EXPENDITURES:

096 OPERATING FUND TRANSFERS
 BOARD OF INSURANCE

REFUNDS RECEIVED
 EXPENDITURES

0.00

0.00

GROSS TOTAL
 EXPENDITURES

1,760,000.00

1,760,000.00

TOTAL EXPENDITURES

1,760,000.00

NET CASH BALANCE, AUGUST 31, 1971

421,643.45-

FUND 055 MEDICAL REGISTRATION FUND

NET CASH BALANCE, SEPTEMBER 1, 1970

200,184.57-

| RECEIPTS: | REFUNDS PAID RECEIPTS | GROSS TOTAL RECEIPTS | |
|---|--------------------------|-------------------------|-------------|
| 224 PROFESSIONAL EXAMINATION & REG FEES BOARD OF MEDICAL EXAMINERS | 0.00 | 209,211.00- | |
| 621 SERVICE CHARGES BOARD OF MEDICAL EXAMINERS | 0.00 | 8,200.00 | |
| 626 DEPT TRANS-APPRO & FUND TRANSFERS BOARD OF MEDICAL EXAMINERS | 0.00 | 1,525.00 | |
| 999 EXPENDITURE REFUNDS APPLIED EMPLOYEES RETIREMENT SYSTEM | 0.00 | 406.09- | |
| TOTAL RECEIPTS | 0.00 | 199,892.09- | 199,892.09- |
| TOTAL NET RECEIPTS | | | 199,892.09- |
| TOTAL | | | 400,076.66- |

| EXPENDITURES: | REFUNDS RECEIVED EXPENDITURES | GROSS TOTAL EXPENDITURES | |
|---|----------------------------------|-----------------------------|------------|
| 001 SALARIES AND WAGES BOARD OF MEDICAL EXAMINERS | 0.00 | 104,432.00 | |
| 005 EMPLOYEES RETIREMENT MATCHING EMPLOYEES RETIREMENT SYSTEM | 406.09 | 5,221.56 | |
| 007 O A S I MATCHING DEPARTMENT OF PUBLIC WELFARE | 0.00 | 4,304.60 | |
| 010 PRINTING AND OFFICE SUPPLIES BOARD OF MEDICAL EXAMINERS | 0.00 | 1,953.71 | |
| 020 POSTAGE BOARD OF MEDICAL EXAMINERS | 0.00 | 7,180.00 | |
| 021 UTILITIES TELEPHONE AND TELEGRAPH BOARD OF MEDICAL EXAMINERS | 0.00 | 3,236.27 | |
| 025 TRAVEL EXPENSE BOARD OF MEDICAL EXAMINERS | 0.00 | 19,153.57 | |
| 026 RENTS BOARD OF MEDICAL EXAMINERS | 0.00 | 13,654.95 | |
| 028 OTHER OPERATING EXPENSES BOARD OF MEDICAL EXAMINERS | 0.00 | 834.38 | |
| 060 EQUIPMENT AND FURNITURE INVENTORY BOARD OF MEDICAL EXAMINERS | 0.00 | 459.62 | |
| 096 OPERATING FUND TRANSFERS BOARD OF MEDICAL EXAMINERS | 0.00 | 24,000.00 | |
| 999 EXPENDITURE REFUNDS APPLIED EMPLOYEES RETIREMENT SYSTEM | 0.00 | 406.09 | |
| TOTAL EXPENDITURES | 406.09 | 184,836.75 | 184,430.66 |

NET CASH BALANCE, AUGUST 31, 1971

215,646.00-

FUND 056 PROFESSIONAL ENGINEERS FUND

NET CASH BALANCE, SEPTEMBER 1, 1970

38,251.53-

| RECEIPTS: | REFUNDS PAID RECEIPTS | GROSS TOTAL RECEIPTS | |
|--|--------------------------|-------------------------|-------------|
| 224 PROFESSIONAL EXAMINATION & REG FEES BD OF REGISTRATION FOR PROFESSIONAL ENGINEERS | 0.00 | 304,548.15- | |
| 621 SERVICE CHARGES BD OF REGISTRATION FOR PROFESSIONAL ENGINEERS | 0.00 | 20,074.66 | |
| 626 DEPT TRANS-APPRO & FUND TRANSFERS BD OF REGISTRATION FOR PROFESSIONAL ENGINEERS | 0.00 | 625.00 | |
| 999 EXPENDITURE REFUNDS APPLIED EMPLOYEES RETIREMENT SYSTEM | 0.00 | 131.02- | |
| TOTAL RECEIPTS | 0.00 | 283,979.51- | 283,979.51- |
| TOTAL NET RECEIPTS | | | 283,979.51- |
| TOTAL | | | 322,231.04- |

| EXPENDITURES: | REFUNDS RECEIVED EXPENDITURES | GROSS TOTAL EXPENDITURES |
|--|----------------------------------|-----------------------------|
| 001 SALARIES AND WAGES BD OF REGISTRATION FOR PROFESSIONAL ENGINEERS | 0.00 | 83,901.59 |
| 002 PROFESSIONAL SERVICES AND FEES BD OF REGISTRATION FOR PROFESSIONAL ENGINEERS | 0.00 | 10,082.23 |
| 005 EMPLOYEES RETIREMENT MATCHING EMPLOYEES RETIREMENT SYSTEM | 131.02 | 4,100.00 |
| 007 O A S I MATCHING DEPARTMENT OF PUBLIC WELFARE | 0.00 | 3,483.26 |
| 010 PRINTING AND OFFICE SUPPLIES BD OF REGISTRATION FOR PROFESSIONAL ENGINEERS | 0.00 | 30,799.77 |
| 016 OTHER SUPPLIES AND MATERIALS BD OF REGISTRATION FOR PROFESSIONAL ENGINEERS | 0.00 | 673.01 |
| 020 POSTAGE BD OF REGISTRATION FOR PROFESSIONAL ENGINEERS | 0.00 | 13,800.00 |
| 022 TRANSPORTATION OF THINGS BD OF REGISTRATION FOR PROFESSIONAL ENGINEERS | 0.00 | 2,958.23 |
| 024 REPAIRS OTHER CONTRACT BD OF REGISTRATION FOR PROFESSIONAL ENGINEERS | 0.00 | 16.15 |
| 025 TRAVEL EXPENSE BD OF REGISTRATION FOR PROFESSIONAL ENGINEERS | 0.00 | 6,009.06 |
| 026 RENTS BD OF REGISTRATION FOR PROFESSIONAL ENGINEERS | 0.00 | 6,910.30 |
| 028 OTHER OPERATING EXPENSES BD OF REGISTRATION FOR PROFESSIONAL ENGINEERS | 0.00 | 6,573.45 |
| 060 EQUIPMENT AND FURNITURE INVENTORY BD OF REGISTRATION FOR PROFESSIONAL ENGINEERS | 0.00 | 2,818.54 |
| 095 DEPARTMENTAL TRANSFERS-PUR OF SUPP & SERVICES BD OF REGISTRATION FOR PROFESSIONAL ENGINEERS | 0.00 | 6.51 |
| 096 OPERATING FUND TRANSFERS BD OF REGISTRATION FOR PROFESSIONAL ENGINEERS | 0.00 | 17,000.00 |
| 221 INTERDEPARTMENTAL TRANSFER-CENTREX PHONE SERV BD OF REGISTRATION FOR PROFESSIONAL ENGINEERS | 0.00 | 2,666.60 |

FUND 056 PROFESSIONAL ENGINEERS FUND

EXPENDITURES:

999 EXPENDITURE REFUNDS APPLIED
EMPLOYEES RETIREMENT SYSTEM

REFUNDS RECEIVED
EXPENDITURES

GROSS TOTAL
EXPENDITURES

0.00

131.02

TOTAL EXPENDITURES

131.02

191,929.72

191,798.70

NET CASH BALANCE, AUGUST 31, 1971

130,432.34-

FUND 057 COUNTY & ROAD DISTRICT HIGHWAY FUND

NET CASH BALANCE, SEPTEMBER 1, 1970

7,670,671.92-

| RECEIPTS: | REFUNDS PAID RECEIPTS | GROSS TOTAL RECEIPTS | |
|--|-----------------------|----------------------|----------------|
| 500 INTEREST ON STATE DEPOSITS | | | |
| BOARD OF COUNTY & DISTRICT ROAD INDEBTEDNESS | 0.00 | 126,145.53- | |
| 621 SERVICE CHARGES | | | |
| BOARD OF COUNTY & DISTRICT ROAD INDEBTEDNESS | 0.00 | 8,711.64 | |
| 626 DEPT TRANS-APPRO & FUND TRANSFERS | | | |
| BOARD OF COUNTY & DISTRICT ROAD INDEBTEDNESS | 0.00 | 14,722.18 | |
| 640 OTHER NON-GOVERNMENTAL RECEIPTS | | | |
| BOARD OF COUNTY & DISTRICT ROAD INDEBTEDNESS | 0.00 | 11,513,582.35- | |
| 655 UNAPPROPRIATED FROM FUND 060 | | | |
| BOARD OF COUNTY & DISTRICT ROAD INDEBTEDNESS | 0.00 | 7,300,000.00- | |
| 999 EXPENDITURE REFUNDS APPLIED | | | |
| EMPLOYEES RETIREMENT SYSTEM | 0.00 | 533.57- | |
| TOTAL RECEIPTS | 0.00 | 18,916,827.63- | 18,916,827.63- |
| TOTAL NET RECEIPTS | | | 18,916,827.63- |
| TOTAL | | | 26,587,499.55- |

| EXPENDITURES: | REFUNDS RECEIVED EXPENDITURES | GROSS TOTAL EXPENDITURES | |
|---|-------------------------------|--------------------------|--|
| 001 SALARIES AND WAGES | | | |
| BOARD OF COUNTY & DISTRICT ROAD INDEBTEDNESS | 0.00 | 88,348.00 | |
| 005 EMPLOYEES RETIREMENT MATCHING | | | |
| EMPLOYEES RETIREMENT SYSTEM | 533.57 | 4,417.44 | |
| 007 O A S I MATCHING | | | |
| DEPARTMENT OF PUBLIC WELFARE | 0.00 | 3,011.18 | |
| 010 PRINTING AND OFFICE SUPPLIES | | | |
| BOARD OF COUNTY & DISTRICT ROAD INDEBTEDNESS | 0.00 | 330.65 | |
| 016 OTHER SUPPLIES AND MATERIALS | | | |
| BOARD OF COUNTY & DISTRICT ROAD INDEBTEDNESS | 0.00 | 12.88 | |
| 020 POSTAGE | | | |
| BOARD OF COUNTY & DISTRICT ROAD INDEBTEDNESS | 0.00 | 1,020.00 | |
| 024 REPAIRS OTHER CONTRACT | | | |
| BOARD OF COUNTY & DISTRICT ROAD INDEBTEDNESS | 0.00 | 20.70 | |
| 028 OTHER OPERATING EXPENSES | | | |
| BOARD OF COUNTY & DISTRICT ROAD INDEBTEDNESS | 0.00 | 446.00 | |
| 045 GRANTS TO COUNTIES | | | |
| BOARD OF COUNTY & DISTRICT ROAD INDEBTEDNESS | 0.00 | 7,300,000.00 | |
| 051 PRINCIPAL ON OTHER INDEBTEDNESS | | | |
| BOARD OF COUNTY & DISTRICT ROAD INDEBTEDNESS | 0.00 | 40,554.59 | |
| 093 MISCELLANEOUS NON GOV EXPENDITURES | | | |
| BOARD OF COUNTY & DISTRICT ROAD INDEBTEDNESS | 0.00 | 11,497,972.04 | |
| 221 INTERDEPARTMENTAL TRANSFER-CENTREX PHONE SERV | | | |
| BOARD OF COUNTY & DISTRICT ROAD INDEBTEDNESS | 0.00 | 803.29 | |
| 999 EXPENDITURE REFUNDS APPLIED | | | |
| EMPLOYEES RETIREMENT SYSTEM | 0.00 | 533.57 | |

FUND 057 COUNTY & ROAD DISTRICT HIGHWAY FUND

EXPENDITURES:

REFUNDS RECEIVED
EXPENDITURESGROSS TOTAL
EXPENDITURES

TOTAL EXPENDITURES

533.57

18,937,470.34

18,936,936.77

NET CASH BALANCE, AUGUST 31, 1971

7,650,562.78-

FUND 058 FEED CONTROL FUND

NET CASH BALANCE, SEPTEMBER 1, 1970

155,490.79-

RECEIPTS:

255 OTHER INSPECTION AND CERTIFICATION FEES
 AGRICULTURAL EXPERIMENT STATION

REFUNDS PAID
 RECEIPTS

GROSS TOTAL
 RECEIPTS

TOTAL RECEIPTS

TOTAL NET RECEIPTS

TOTAL

0.00

702,827.64-

0.00

702,827.64-

702,827.64-

702,827.64-

858,318.43-

EXPENDITURES:

001 SALARIES AND WAGES
 AGRICULTURAL EXPERIMENT STATION
 007 O A S I MATCHING
 DEPARTMENT OF PUBLIC WELFARE
 008 WORKMENS COMPENSATION TRANSFER
 AGRICULTURAL EXPERIMENT STATION
 010 PRINTING AND OFFICE SUPPLIES
 AGRICULTURAL EXPERIMENT STATION
 011 GASOLINE OIL LUB WASH AND GREASE
 AGRICULTURAL EXPERIMENT STATION
 014 FEED FOR ANIMALS SEED AND SMALL PLANTS
 AGRICULTURAL EXPERIMENT STATION
 015 DRUGS AND CHEMICALS FOR MEDICAL & LAB
 AGRICULTURAL EXPERIMENT STATION
 016 OTHER SUPPLIES AND MATERIALS
 AGRICULTURAL EXPERIMENT STATION
 021 UTILITIES TELEPHONE AND TELEGRAPH
 AGRICULTURAL EXPERIMENT STATION
 022 TRANSPORTATION OF THINGS
 AGRICULTURAL EXPERIMENT STATION
 024 REPAIRS OTHER CONTRACT
 AGRICULTURAL EXPERIMENT STATION
 025 TRAVEL EXPENSE
 AGRICULTURAL EXPERIMENT STATION
 026 RENTS
 AGRICULTURAL EXPERIMENT STATION
 028 OTHER OPERATING EXPENSES
 AGRICULTURAL EXPERIMENT STATION
 060 EQUIPMENT AND FURNITURE INVENTORY
 AGRICULTURAL EXPERIMENT STATION
 067 LAND IMPROVEMENTS
 AGRICULTURAL EXPERIMENT STATION

REFUNDS RECEIVED
 EXPENDITURES

GROSS TOTAL
 EXPENDITURES

0.00

519,828.60

0.00

20,104.39

0.00

1,881.84

0.00

3,156.45

0.00

468.94

0.00

40,149.56

0.00

6,552.09

0.00

42,567.83

0.00

5,200.62

0.00

11.24

0.00

489.60

0.00

2,716.69

0.00

7,894.18

0.00

27,067.35

0.00

3,846.45

0.00

4,652.40

TOTAL EXPENDITURES

0.00

686,588.23

686,588.23

NET CASH BALANCE, AUGUST 31, 1971

171,730.20-

FUND 059 SPECIAL BOAT FUND

NET CASH BALANCE, SEPTEMBER 1, 1970

1,864,900.88-

| RECEIPTS: | REFUNDS PAID RECEIPTS | GROSS TOTAL RECEIPTS | |
|--|--------------------------|-------------------------|---------------|
| 199 REVENUE REFUNDS APPLIED | | | |
| PARKS AND WILD LIFE DEPARTMENT | 0.00 | 10.50- | |
| 226 OTHER LICENSES PERMITS & REG FEES | | | |
| PARKS AND WILD LIFE DEPARTMENT | 10.50- | 189,633.00- | |
| 423 PUBLICATION AND ADVERTISING SALES | | | |
| PARKS AND WILD LIFE DEPARTMENT | 0.00 | 6,229.78- | |
| 550 COURT COST | | | |
| PARKS AND WILD LIFE DEPARTMENT | 0.00 | 894.50- | |
| 551 OTHER PENALTIES | | | |
| PARKS AND WILD LIFE DEPARTMENT | 0.00 | 83,748.68- | |
| 570 OTHER MISCELLANEOUS GOVERNMENTAL REVENUE | | | |
| PARKS AND WILD LIFE DEPARTMENT | 0.00 | 1,676.75- | |
| 621 SERVICE CHARGES | | | |
| PARKS AND WILD LIFE DEPARTMENT | 0.00 | 3,207.14 | |
| 999 EXPENDITURE REFUNDS APPLIED | | | |
| EMPLOYEES RETIREMENT SYSTEM | 0.00 | 444.74- | |
| TOTAL RECEIPTS | 10.50- | 279,430.81- | 279,420.31- |
| TOTAL NET RECEIPTS | | | 279,420.31- |
| TOTAL | | | 2,144,321.19- |

| EXPENDITURES: | REFUNDS RECEIVED EXPENDITURES | GROSS TOTAL EXPENDITURES |
|---------------------------------------|----------------------------------|-----------------------------|
| 001 SALARIES AND WAGES | | |
| PARKS AND WILD LIFE DEPARTMENT | 0.00 | 220,844.72 |
| 005 EMPLOYEES RETIREMENT MATCHING | | |
| EMPLOYEES RETIREMENT SYSTEM | 444.74 | 11,200.00 |
| 007 O A S I MATCHING | | |
| DEPARTMENT OF PUBLIC WELFARE | 0.00 | 10,632.98 |
| 010 PRINTING AND OFFICE SUPPLIES | | |
| PARKS AND WILD LIFE DEPARTMENT | 0.00 | 4,419.60 |
| 011 GASOLINE OIL LUB WASH AND GREASE | | |
| PARKS AND WILD LIFE DEPARTMENT | 0.00 | 178.45 |
| 016 OTHER SUPPLIES AND MATERIALS | | |
| PARKS AND WILD LIFE DEPARTMENT | 0.00 | 4,897.04 |
| 020 POSTAGE | | |
| PARKS AND WILD LIFE DEPARTMENT | 0.00 | 22,846.54 |
| 021 UTILITIES TELEPHONE AND TELEGRAPH | | |
| PARKS AND WILD LIFE DEPARTMENT | 0.00 | 286.89 |
| 022 TRANSPORTATION OF THINGS | | |
| PARKS AND WILD LIFE DEPARTMENT | 0.00 | 37.29 |
| 023 REPAIRS TO BUILDINGS CONTRACT | | |
| PARKS AND WILD LIFE DEPARTMENT | 0.00 | 10,773.00 |
| 024 REPAIRS OTHER CONTRACT | | |
| PARKS AND WILD LIFE DEPARTMENT | 0.00 | 22.25 |
| 025 TRAVEL EXPENSE | | |
| PARKS AND WILD LIFE DEPARTMENT | 0.00 | 7,051.07 |

FUND 059 SPECIAL BOAT FUND

EXPENDITURES:

| | REFUNDS RECEIVED EXPENDITURES | GROSS TOTAL EXPENDITURES | |
|---|----------------------------------|-----------------------------|----------------------|
| 026 RENTS PARKS AND WILD LIFE DEPARTMENT | 0.00 | 21,555.50 | |
| 028 OTHER OPERATING EXPENSES PARKS AND WILD LIFE DEPARTMENT | 0.00 | 44,092.97 | |
| 059 MISCELLANEOUS CLAIMS MISCELLANEOUS | 0.00 | 12.00 | |
| 060 EQUIPMENT AND FURNITURE INVENTORY PARKS AND WILD LIFE DEPARTMENT | 0.00 | 4,869.73 | |
| 067 LAND IMPROVEMENTS PARKS AND WILD LIFE DEPARTMENT | 0.00 | 83,198.44 | |
| 095 DEPARTMENTAL TRANSFERS-PUR OF SUPP & SERVICES PARKS AND WILD LIFE DEPARTMENT | 0.00 | 57,979.86 | |
| 199 REVENUE REFUNDS APPLIED PARKS AND WILD LIFE DEPARTMENT | 0.00 | 10.50 | |
| 221 INTERDEPARTMENTAL TRANSFER-CENTREX PHONE SERV PARKS AND WILD LIFE DEPARTMENT | 0.00 | 1,411.16 | |
| 999 EXPENDITURE REFUNDS APPLIED EMPLOYEES RETIREMENT SYSTEM | 0.00 | 444.74 | |
| TOTAL EXPENDITURES | 444.74 | 306,764.73 | 506,319.99 |
| NET CASH BALANCE, AUGUST 31, 1971 | | | 1,638,001.20- |

FUND 060 HIGHWAY MOTOR FUEL TAX FUND

NET CASH BALANCE, SEPTEMBER 1, 1970

22,287,677.48-

| RECEIPTS: | REFUNDS PAID RECEIPTS | GROSS TOTAL RECEIPTS | |
|--|--------------------------|-------------------------|------------------------|
| 094 SPECIAL MOTOR FUELS TAX & PENALTY & INTEREST COMPTROLLER OF PUBLIC ACCOUNTS | 1,771,538.16- | 33,634,460.46- | |
| 110 MOTOR FUEL GASOLINE TAX PENALTY & INT COMPTROLLER OF PUBLIC ACCOUNTS | 5,796,617.55- | 307,768,680.41- | |
| 199 REVENUE REFUNDS APPLIED COMPTROLLER OF PUBLIC ACCOUNTS | 0.00 | 7,568,155.71- | |
| 565 WARRANTS VOIDED BY STATUTE OF LIMITATION COMPTROLLER OF PUBLIC ACCOUNTS | 0.00 | 3,490.50- | |
| TOTAL RECEIPTS | 7,568,155.71- | 348,974,787.08- | 341,406,631.37- |
| TOTAL NET RECEIPTS | | | 341,406,631.37- |
| TOTAL | | | 363,694,308.85- |

| EXPENDITURES: | REFUNDS RECEIVED EXPENDITURES | GROSS TOTAL EXPENDITURES | |
|---|----------------------------------|-----------------------------|-----------------------|
| 059 MISCELLANEOUS CLAIMS MISCELLANEOUS | 0.00 | 498.76 | |
| 098 ALLOCATIONS FUND 60 COMPTROLLER OF PUBLIC ACCOUNTS | 0.00 | 332,304,102.47 | |
| 199 REVENUE REFUNDS APPLIED COMPTROLLER OF PUBLIC ACCOUNTS | 0.00 | 7,568,155.71 | |
| TOTAL EXPENDITURES | 0.00 | 339,872,756.94 | 339,872,756.94 |

NET CASH BALANCE, AUGUST 31, 1971

23,821,551.91-

FUND 061 COMMISSION FOR REHABILITATION OPERATING FUND

NET CASH BALANCE, SEPTEMBER 1, 1970

350,782.48-

| RECEIPTS: | REFUNDS PAID RECEIPTS | GROSS TOTAL RECEIPTS | |
|---|--------------------------|-------------------------|-----------------------|
| 310 OTHER FILING OFFICE AND SERVICE FEES COMMISSION FOR REHABILITATION | 0.00 | 79,708.78- | |
| 420 MACHINERY AND EQUIPMENT SALES COMMISSION FOR REHABILITATION | 0.00 | 44.51- | |
| 530 FEDERAL GRANTS COMMISSION FOR REHABILITATION | 0.00 | 34,938,891.31- | |
| 531 COUNTY AND CITY GRANTS COMMISSION FOR REHABILITATION | 0.00 | 19,898.73- | |
| 564 INSURANCE AND DAMAGES COMMISSION FOR REHABILITATION | 0.00 | 509.00- | |
| 625 DEPT TRANS-SALES OF SUPPLIES & SER COMMISSION FOR REHABILITATION | 0.00 | 427,669.37- | |
| 626 DEPT TRANS-APPRO & FUND TRANSFERS COMMISSION FOR REHABILITATION | 0.00 | 5,400.00 | |
| 999 EXPENDITURE REFUNDS APPLIED COMMISSION FOR REHABILITATION | 0.00 | 163,271.52- | |
| TOTAL RECEIPTS | 0.00 | 35,624,593.22- | 35,624,593.22- |
| TOTAL NET RECEIPTS | | | 35,624,593.22- |
| TOTAL | | | 35,975,375.70- |

| EXPENDITURES: | REFUNDS RECEIVED EXPENDITURES | GROSS TOTAL EXPENDITURES |
|--|----------------------------------|-----------------------------|
| 001 SALARIES AND WAGES COMMISSION FOR REHABILITATION | 0.00 | 8,465,106.76 |
| 002 PROFESSIONAL SERVICES AND FEES COMMISSION FOR REHABILITATION | 0.00 | 374,975.45 |
| 005 EMPLOYEES RETIREMENT MATCHING EMPLOYEES RETIREMENT SYSTEM | 0.00 | 142,501.98 |
| 007 O A S I MATCHING DEPARTMENT OF PUBLIC WELFARE | 0.00 | 380,979.25 |
| 010 PRINTING AND OFFICE SUPPLIES COMMISSION FOR REHABILITATION | 0.00 | 222,529.26 |
| 011 GASOLINE OIL LUB WASH AND GREASE COMMISSION FOR REHABILITATION | 0.00 | 520.44 |
| 016 OTHER SUPPLIES AND MATERIALS COMMISSION FOR REHABILITATION | 0.00 | 162,915.71 |
| 020 POSTAGE COMMISSION FOR REHABILITATION | 0.00 | 151,291.75 |
| 021 UTILITIES TELEPHONE AND TELEGRAPH COMMISSION FOR REHABILITATION | 12.58 | 286,410.59 |
| 022 TRANSPORTATION OF THINGS COMMISSION FOR REHABILITATION | 200.86 | 29,830.78 |
| 023 REPAIRS TO BUILDINGS CONTRACT COMMISSION FOR REHABILITATION | 0.00 | 1,824.29 |
| 024 REPAIRS OTHER CONTRACT COMMISSION FOR REHABILITATION | 16.40 | 8,500.88 |

FUND 061 COMMISSION FOR REHABILITATION OPERATING FUND

| EXPENDITURES: | REFUNDS RECEIVED EXPENDITURES | GROSS TOTAL EXPENDITURES | |
|--|----------------------------------|-----------------------------|---------------|
| 025 TRAVEL EXPENSE COMMISSION FOR REHABILITATION | 56.40 | 488,333.17 | |
| 026 RENTS COMMISSION FOR REHABILITATION | 0.00 | 921,704.93 | |
| 028 OTHER OPERATING EXPENSES COMMISSION FOR REHABILITATION | 5,405.08 | 258,486.46 | |
| 041 GRANTS ELEMENTARY & SECONDARY SCHOOLS COMMISSION FOR REHABILITATION | 0.00 | 43,381.39 | |
| 048 GRANTS TO OTHERS COMMISSION FOR REHABILITATION | 157,580.20 | 22,496,202.70 | |
| 060 EQUIPMENT AND FURNITURE INVENTORY COMMISSION FOR REHABILITATION | 0.00 | 569,657.03 | |
| 062 LIBRARY BOOKS COMMISSION FOR REHABILITATION | 0.00 | 4,120.88 | |
| 095 DEPARTMENTAL TRANSFERS-PUR OF SUPP & SERVICES COMMISSION FOR REHABILITATION | 0.00 | 319,483.02 | |
| 221 INTERDEPARTMENTAL TRANSFER-CENTREX PHONE SERV COMMISSION FOR REHABILITATION | 0.00 | 21,612.37 | |
| 999 EXPENDITURE REFUNDS APPLIED COMMISSION FOR REHABILITATION | 0.00 | 163,271.52 | |
| TOTAL EXPENDITURES | 163,271.52 | 35,513,640.61 | 35,350,369.09 |
| NET CASH BALANCE, AUGUST 31, 1971 | | | 625,006.61- |

FUND 062 COMPTROLLERS OPERATING FUND

NET CASH BALANCE, SEPTEMBER 1, 1970

943,242.07-

| RECEIPTS: | REFUNDS PAID RECEIPTS | GROSS TOTAL RECEIPTS | |
|--|--------------------------|-------------------------|-----------------------|
| 301 STORE AND EXEMPTION LICENSE FILING FEES COMPTROLLER OF PUBLIC ACCOUNTS | 0.00 | 252,045.00- | |
| 420 MACHINERY AND EQUIPMENT SALES COMPTROLLER OF PUBLIC ACCOUNTS | 0.00 | 3,195.58- | |
| 426 OTHER SALES COMPTROLLER OF PUBLIC ACCOUNTS | 0.00 | 1,365.84- | |
| 565 WARRANTS VOIDED BY STATUTE OF LIMITATION COMPTROLLER OF PUBLIC ACCOUNTS | 0.00 | 28.00- | |
| 570 OTHER MISCELLANEOUS GOVERNMENTAL REVENUE COMPTROLLER OF PUBLIC ACCOUNTS | 0.00 | 3.00- | |
| 620 UNEXPENDED BALANCES COMPTROLLER OF PUBLIC ACCOUNTS | 0.00 | 525,230.66 | |
| 625 DEPT TRANS-SALES OF SUPPLIES & SER COMPTROLLER OF PUBLIC ACCOUNTS | 0.00 | 3,796.96- | |
| 626 DEPT TRANS-APPRO & FUND TRANSFERS COMPTROLLER OF PUBLIC ACCOUNTS | 0.00 | 388,020.00- | |
| 630 OPERATION FUND TRANSFERS COMPTROLLER OF PUBLIC ACCOUNTS | 0.00 | 8,217,803.38- | |
| 650 UNAPPROPRIATED FROM FUND 120 COMPTROLLER OF PUBLIC ACCOUNTS | 0.00 | 50,000.00- | |
| 651 CRUDE OIL ENFORCEMENT FROM FUND 120 COMPTROLLER OF PUBLIC ACCOUNTS | 0.00 | 953,921.94- | |
| 652 NATURAL GAS ENFORCEMENT FROM FUND 120 COMPTROLLER OF PUBLIC ACCOUNTS | 0.00 | 530,101.16- | |
| 655 UNAPPROPRIATED FROM FUND 060 COMPTROLLER OF PUBLIC ACCOUNTS | 0.00 | 3,317,677.87- | |
| 656 REFUND FILING FEES FROM FUND 060 COMPTROLLER OF PUBLIC ACCOUNTS | 0.00 | 31,128.50- | |
| 661 CIGARETTE TAX ENFORCEMENT FROM FUND 120 COMPTROLLER OF PUBLIC ACCOUNTS | 0.00 | 886,500.87- | |
| 999 EXPENDITURE REFUNDS APPLIED COMPTROLLER OF PUBLIC ACCOUNTS | 0.00 | 804.43- | |
| TOTAL RECEIPTS | 0.00 | 14,111,161.87- | 14,111,161.87- |
| TOTAL NET RECEIPTS | | | 14,111,161.87- |
| TOTAL | | | 15,054,403.94- |

| EXPENDITURES: | REFUNDS RECEIVED EXPENDITURES | GROSS TOTAL EXPENDITURES |
|--|----------------------------------|-----------------------------|
| 001 SALARIES AND WAGES COMPTROLLER OF PUBLIC ACCOUNTS | 94.00 | 8,582,130.99 |
| 002 PROFESSIONAL SERVICES AND FEES COMPTROLLER OF PUBLIC ACCOUNTS | 0.00 | 138,500.00 |
| 005 EMPLOYEES RETIREMENT MATCHING EMPLOYEES RETIREMENT SYSTEM | 0.00 | 434,695.75 |
| 007 O A S I MATCHING DEPARTMENT OF PUBLIC WELFARE | 0.00 | 380,797.74 |

FUND 062 COMPTROLLERS OPERATING FUND

EXPENDITURES:

| | REFUNDS RECEIVED EXPENDITURES | GROSS TOTAL EXPENDITURES | |
|---|----------------------------------|-----------------------------|----------------------|
| 010 PRINTING AND OFFICE SUPPLIES COMPTROLLER OF PUBLIC ACCOUNTS | 0.00 | 488,317.42 | |
| 011 GASOLINE OIL LUB WASH AND GREASE COMPTROLLER OF PUBLIC ACCOUNTS | 0.00 | 106.56 | |
| 016 OTHER SUPPLIES AND MATERIALS COMPTROLLER OF PUBLIC ACCOUNTS | 0.00 | 34,105.86 | |
| 020 POSTAGE COMPTROLLER OF PUBLIC ACCOUNTS | 0.00 | 214,100.00 | |
| 021 UTILITIES TELEPHONE AND TELEGRAPH COMPTROLLER OF PUBLIC ACCOUNTS | 0.00 | 61,112.54 | |
| 022 TRANSPORTATION OF THINGS COMPTROLLER OF PUBLIC ACCOUNTS | 0.00 | 6,052.49 | |
| 024 REPAIRS OTHER CONTRACT COMPTROLLER OF PUBLIC ACCOUNTS | 20.70 | 1,034.87 | |
| 025 TRAVEL EXPENSE COMPTROLLER OF PUBLIC ACCOUNTS | 20.00 | 472,374.45 | |
| 026 RENTS COMPTROLLER OF PUBLIC ACCOUNTS | 0.00 | 1,393,198.58 | |
| 027 SURETY BOND PREMIUMS COMPTROLLER OF PUBLIC ACCOUNTS | 0.00 | 1,460.00 | |
| 028 OTHER OPERATING EXPENSES COMPTROLLER OF PUBLIC ACCOUNTS | 669.73 | 184,428.69 | |
| 060 EQUIPMENT AND FURNITURE INVENTORY COMPTROLLER OF PUBLIC ACCOUNTS | 0.00 | 141,463.87 | |
| 062 LIBRARY BOOKS COMPTROLLER OF PUBLIC ACCOUNTS | 0.00 | 2,480.35 | |
| 068 BLDG PURCHASED CONST & REMODELED COMPTROLLER OF PUBLIC ACCOUNTS | 0.00 | 536.38 | |
| 095 DEPARTMENTAL TRANSFERS-PUR OF SUPP & SERVICES COMPTROLLER OF PUBLIC ACCOUNTS | 0.00 | 21,026.27 | |
| 221 INTERDEPARTMENTAL TRANSFER-CENTREX PHONE SERV COMPTROLLER OF PUBLIC ACCOUNTS | 0.00 | 69,412.65 | |
| 999 EXPENDITURE REFUNDS APPLIED COMPTROLLER OF PUBLIC ACCOUNTS | 0.00 | 804.43 | |
| TOTAL EXPENDITURES | 804.43 | 12,628,139.89 | 12,627,335.46 |
| NET CASH BALANCE, AUGUST 31, 1971 | | | 2,427,068.48- |

FUND 063 LAND & WATER RECREATION & SAFETY FUND

NET CASH BALANCE, SEPTEMBER 1, 1970

1,145,713.46-

| RECEIPTS: | REFUNDS PAID RECEIPTS | GROSS TOTAL RECEIPTS | |
|--|--------------------------|-------------------------|---------------|
| 226 OTHER LICENSES PERMITS & REG FEES PARKS AND WILD LIFE DEPARTMENT | 0.00 | 625.00- | |
| 420 MACHINERY AND EQUIPMENT SALES PARKS AND WILD LIFE DEPARTMENT | 0.00 | 24,777.63- | |
| 530 FEDERAL GRANTS PARKS AND WILD LIFE DEPARTMENT | 0.00 | 60,107.95- | |
| 563 FORFEITURES PARKS AND WILD LIFE DEPARTMENT | 0.00 | 67.50- | |
| 564 INSURANCE AND DAMAGES PARKS AND WILD LIFE DEPARTMENT | 0.00 | 2,732.71- | |
| 565 WARRANTS VOIDED BY STATUTE OF LIMITATION PARKS AND WILD LIFE DEPARTMENT | 0.00 | 2.80- | |
| 621 SERVICE CHARGES PARKS AND WILD LIFE DEPARTMENT | 0.00 | 1,603.57 | |
| 663 UNCLAIMED MOTORBOAT FUEL REFUNDS PARKS AND WILD LIFE DEPARTMENT | 0.00 | 1,702,570.09- | |
| 999 EXPENDITURE REFUNDS APPLIED EMPLOYEES RETIREMENT SYSTEM | 0.00 | 307.84- | |
| PARKS AND WILD LIFE DEPARTMENT | 0.00 | 1,460.07- | |
| TOTAL RECEIPTS | 0.00 | 1,791,048.02- | 1,791,048.02- |
| TOTAL NET RECEIPTS | | | 1,791,048.02- |
| TOTAL | | | 2,936,761.48- |

| EXPENDITURES: | REFUNDS RECEIVED EXPENDITURES | GROSS TOTAL EXPENDITURES |
|---|----------------------------------|-----------------------------|
| 001 SALARIES AND WAGES PARKS AND WILD LIFE DEPARTMENT | 0.00 | 994,113.69 |
| 002 PROFESSIONAL SERVICES AND FEES PARKS AND WILD LIFE DEPARTMENT | 0.00 | 19.00 |
| 005 EMPLOYEES RETIREMENT MATCHING EMPLOYEES RETIREMENT SYSTEM | 307.84 | 49,800.00 |
| 007 O A S I MATCHING DEPARTMENT OF PUBLIC WELFARE | 0.00 | 48,692.94 |
| 010 PRINTING AND OFFICE SUPPLIES PARKS AND WILD LIFE DEPARTMENT | 0.00 | 689.50 |
| 011 GASOLINE OIL LUB WASH AND GREASE PARKS AND WILD LIFE DEPARTMENT | 80.60 | 72,417.31 |
| 013 CLOTHING AND DRYGOODS FOR PERSONS PARKS AND WILD LIFE DEPARTMENT | 0.00 | 21,007.77 |
| 016 OTHER SUPPLIES AND MATERIALS PARKS AND WILD LIFE DEPARTMENT | 0.00 | 58,411.18 |
| 020 POSTAGE PARKS AND WILD LIFE DEPARTMENT | 0.00 | 5,718.91 |
| 021 UTILITIES TELEPHONE AND TELEGRAPH PARKS AND WILD LIFE DEPARTMENT | 0.00 | 12,686.37 |
| 022 TRANSPORTATION OF THINGS PARKS AND WILD LIFE DEPARTMENT | 0.00 | 238.74 |

FUND 063 LAND & WATER RECREATION & SAFETY FUND

| EXPENDITURES: | REFUNDS RECEIVED EXPENDITURES | GROSS TOTAL EXPENDITURES | |
|---|----------------------------------|-----------------------------|----------------------|
| 023 REPAIRS TO BUILDINGS CONTRACT PARKS AND WILD LIFE DEPARTMENT | 0.00 | 41.05 | |
| 024 REPAIRS OTHER CONTRACT PARKS AND WILD LIFE DEPARTMENT | 0.00 | 38,346.49 | |
| 025 TRAVEL EXPENSE PARKS AND WILD LIFE DEPARTMENT | 0.00 | 82,768.52 | |
| 026 RENTS PARKS AND WILD LIFE DEPARTMENT | 0.00 | 39,359.36 | |
| 028 OTHER OPERATING EXPENSES PARKS AND WILD LIFE DEPARTMENT | 1,368.93 | 59,314.93 | |
| 060 EQUIPMENT AND FURNITURE INVENTORY PARKS AND WILD LIFE DEPARTMENT | 10.54 | 193,828.96 | |
| 095 DEPARTMENTAL TRANSFERS-PUR OF SUPP & SERVICES PARKS AND WILD LIFE DEPARTMENT | 0.00 | 3,511.20 | |
| 221 INTERDEPARTMENTAL TRANSFER-CENTREX PHONE SERV PARKS AND WILD LIFE DEPARTMENT | 0.00 | 3,406.39 | |
| 999 EXPENDITURE REFUNDS APPLIED EMPLOYEES RETIREMENT SYSTEM | 0.00 | 307.84 | |
| PARKS AND WILD LIFE DEPARTMENT | 0.00 | 1,460.07 | |
| TOTAL EXPENDITURES | 1,767.91 | 1,686,140.22 | 1,684,372.31 |
| NET CASH BALANCE, AUGUST 31, 1971 | | | 1,252,389.17- |

FUND 064 STATE PARKS FUND

NET CASH BALANCE, SEPTEMBER 1, 1970

760,610.93-

| RECEIPTS: | REFUNDS PAID RECEIPTS | GROSS TOTAL RECEIPTS | |
|--|-----------------------|----------------------|----------------------|
| 420 MACHINERY AND EQUIPMENT SALES PARKS AND WILD LIFE DEPARTMENT | 0.00 | 4,434.08- | |
| 423 PUBLICATION AND ADVERTISING SALES PARKS AND WILD LIFE DEPARTMENT | 0.00 | 3.30- | |
| 425 DORMITORY CAFETERIA & MERCHANDISE SALES PARKS AND WILD LIFE DEPARTMENT | 0.00 | 927,717.13- | |
| 426 OTHER SALES PARKS AND WILD LIFE DEPARTMENT | 0.00 | 9.88- | |
| 443 OTHER RENTALS LEASES AND EASEMENTS PARKS AND WILD LIFE DEPARTMENT | 0.00 | 450.00- | |
| 530 FEDERAL GRANTS PARKS AND WILD LIFE DEPARTMENT | 0.00 | 118.00- | |
| 540 OTHER DONATIONS AND GRANTS PARKS AND WILD LIFE DEPARTMENT | 0.00 | 0.90- | |
| 564 INSURANCE AND DAMAGES PARKS AND WILD LIFE DEPARTMENT | 0.00 | 105.00- | |
| 565 WARRANTS VOIDED BY STATUTE OF LIMITATION PARKS AND WILD LIFE DEPARTMENT | 0.00 | 239.04- | |
| 570 OTHER MISCELLANEOUS GOVERNMENTAL REVENUE PARKS AND WILD LIFE DEPARTMENT | 0.00 | 11.52- | |
| 621 SERVICE CHARGES PARKS AND WILD LIFE DEPARTMENT | 0.00 | 5,707.99 | |
| 999 EXPENDITURE REFUNDS APPLIED PARKS AND WILD LIFE DEPARTMENT | 0.00 | 1,636.66- | |
| TOTAL RECEIPTS | 0.00 | 929,017.52- | 929,017.52- |
| TOTAL NET RECEIPTS | | | 929,017.52- |
| TOTAL | | | 1,689,628.45- |

| EXPENDITURES: | REFUNDS RECEIVED EXPENDITURES | GROSS TOTAL EXPENDITURES | |
|--|-------------------------------|--------------------------|--|
| 001 SALARIES AND WAGES PARKS AND WILD LIFE DEPARTMENT | 0.00 | 4,442.00 | |
| 002 PROFESSIONAL SERVICES AND FEES PARKS AND WILD LIFE DEPARTMENT | 0.00 | 7,774.32 | |
| 007 O A S I WATCHING DEPARTMENT OF PUBLIC WELFARE | 0.00 | 213.23 | |
| 010 PRINTING AND OFFICE SUPPLIES PARKS AND WILD LIFE DEPARTMENT | 0.00 | 38,303.40 | |
| 011 GASOLINE OIL LUB WASH AND GREASE PARKS AND WILD LIFE DEPARTMENT | 0.00 | 35,893.08 | |
| 013 CLOTHING AND DRYGOODS FOR PERSONS PARKS AND WILD LIFE DEPARTMENT | 0.00 | 6,818.84 | |
| 014 FEED FOR ANIMALS SEED AND SMALL PLANTS PARKS AND WILD LIFE DEPARTMENT | 0.00 | 7,916.94 | |
| 016 OTHER SUPPLIES AND MATERIALS PARKS AND WILD LIFE DEPARTMENT | 0.00 | 179,931.00 | |

FUND 064 STATE PARKS FUND

EXPENDITURES:

| | REFUNDS RECEIVED EXPENDITURES | GROSS TOTAL EXPENDITURES | |
|---|----------------------------------|-----------------------------|--------------------|
| 020 POSTAGE PARKS AND WILD LIFE DEPARTMENT | 0.00 | 17,590.01 | |
| 021 UTILITIES TELEPHONE AND TELEGRAPH PARKS AND WILD LIFE DEPARTMENT | 60.92 | 41,866.91 | |
| 022 TRANSPORTATION OF THINGS PARKS AND WILD LIFE DEPARTMENT | 0.00 | 2,317.81 | |
| 023 REPAIRS TO BUILDINGS CONTRACT PARKS AND WILD LIFE DEPARTMENT | 0.00 | 2,718.75 | |
| 024 REPAIRS OTHER CONTRACT PARKS AND WILD LIFE DEPARTMENT | 0.00 | 1,554.75 | |
| 026 RENTS PARKS AND WILD LIFE DEPARTMENT | 0.00 | 19,462.93 | |
| 028 OTHER OPERATING EXPENSES PARKS AND WILD LIFE DEPARTMENT | 1,575.74 | 95,956.92 | |
| 060 EQUIPMENT AND FURNITURE INVENTORY PARKS AND WILD LIFE DEPARTMENT | 0.00 | 291,374.56 | |
| 066 LAND PURCHASED PARKS AND WILD LIFE DEPARTMENT | 0.00 | 250.00 | |
| 067 LAND IMPROVEMENTS PARKS AND WILD LIFE DEPARTMENT | 0.00 | 13,821.64 | |
| 068 BLDG PURCHASED CONST & REMODELED PARKS AND WILD LIFE DEPARTMENT | 0.00 | 79,870.72 | |
| 095 DEPARTMENTAL TRANSFERS-PUR OF SUPP & SERVICES PARKS AND WILD LIFE DEPARTMENT | 0.00 | 27,220.03 | |
| 221 INTERDEPARTMENTAL TRANSFER-CENTREX PHONE SERV PARKS AND WILD LIFE DEPARTMENT | 0.00 | 22,240.62 | |
| 999 EXPENDITURE REFUNDS APPLIED PARKS AND WILD LIFE DEPARTMENT | 0.00 | 1,636.66 | |
| TOTAL EXPENDITURES | 1,636.66 | 899,175.12 | 897,538.46 |
| NET CASH BALANCE, AUGUST 31, 1971 | | | 792,089.99- |

FUND 065 LAND OFFICE SALE FEE FUND

NET CASH BALANCE, SEPTEMBER 1, 1970

236,116.36-

RECEIPTS:

310 OTHER FILING OFFICE AND SERVICE FEES
 GENERAL LAND OFFICE
 999 EXPENDITURE REFUNDS APPLIED
 EMPLOYEES RETIREMENT SYSTEM

REFUNDS PAID
RECEIPTSGROSS TOTAL
RECEIPTS

TOTAL RECEIPTS

TOTAL NET RECEIPTS

TOTAL

0.00

80,951.66-

0.00

701.43-

0.00

81,653.09-

81,653.09-

81,653.09-

317,769.45-

EXPENDITURES:

001 SALARIES AND WAGES
 GENERAL LAND OFFICE
 005 EMPLOYEES RETIREMENT MATCHING
 EMPLOYEES RETIREMENT SYSTEM
 007 O A S I MATCHING
 DEPARTMENT OF PUBLIC WELFARE
 059 MISCELLANEOUS CLAIMS
 MISCELLANEOUS
 999 EXPENDITURE REFUNDS APPLIED
 EMPLOYEES RETIREMENT SYSTEM

REFUNDS RECEIVED
EXPENDITURESGROSS TOTAL
EXPENDITURES

TOTAL EXPENDITURES

0.00

155,787.48

701.43

7,850.00

0.00

7,935.05

0.00

669.38

0.00

701.43

701.43

172,943.34

172,241.91

NET CASH BALANCE, AUGUST 31, 1971

145,527.54-

FUND 067 CONFISCATED LIQUOR FUND

NET CASH BALANCE, SEPTEMBER 1, 1970

45,063.04-

| RECEIPTS: | REFUNDS PAID RECEIPTS | GROSS TOTAL RECEIPTS | |
|------------------------|--------------------------|-------------------------|------------|
| 555 CONFISCATIONS | | | |
| ALCOHOLIC BEVERAGE COM | 0.00 | 1,668.68- | |
| TOTAL RECEIPTS | 0.00 | 1,668.68- | 1,668.68- |
| TOTAL NET RECEIPTS | | | 1,668.68- |
| TOTAL | | | 46,731.72- |

| EXPENDITURES: | REFUNDS RECEIVED EXPENDITURES | GROSS TOTAL EXPENDITURES | |
|---------------------------------------|----------------------------------|-----------------------------|----------|
| 013 CLOTHING AND DRYGOODS FOR PERSONS | | | |
| ALCOHOLIC BEVERAGE COM | 0.00 | 4,375.00 | |
| 060 EQUIPMENT AND FURNITURE INVENTORY | | | |
| ALCOHOLIC BEVERAGE COM | 0.00 | 272.49 | |
| TOTAL EXPENDITURES | 0.00 | 4,647.49 | 4,647.49 |

NET CASH BALANCE, AUGUST 31, 1971

42,084.23-

FUND 068 MIXED BEVERAGE TAX FUND

NET CASH BALANCE, SEPTEMBER 1, 1970

0.00

RECEIPTS:

077 MIXED DRINKS GROSS RECEIPTS TAX
 COMPTROLLER OF PUBLIC ACCOUNTS

REFUNDS PAID
 RECEIPTS

GROSS TOTAL
 RECEIPTS

TOTAL RECEIPTS

0.00

1,584,349.10-

TOTAL NET RECEIPTS

0.00

1,584,349.10-

1,584,349.10-

TOTAL

1,584,349.10-

TOTAL EXPENDITURES

0.00

0.00

1,584,349.10-

0.00

NET CASH BALANCE, AUGUST 31, 1971

1,584,349.10-

FUND 069 BOARD OF LANDSCAPE ARCHITECTS FUND

NET CASH BALANCE, SEPTEMBER 1, 1970

14,505.03-

| RECEIPTS: | REFUNDS PAID RECEIPTS | GROSS TOTAL RECEIPTS | |
|---|--------------------------|-------------------------|------------|
| 224 PROFESSIONAL EXAMINATION & REG FEES BD OF LANDSCAPE ARCHITECTS | 0.00 | 22,555.00- | |
| 621 SERVICE CHARGES BD OF LANDSCAPE ARCHITECTS | 0.00 | 1,888.90 | |
| TOTAL RECEIPTS | 0.00 | 20,666.10- | 20,666.10- |
| TOTAL NET RECEIPTS | | | 20,666.10- |
| TOTAL | | | 35,171.13- |

| EXPENDITURES: | REFUNDS RECEIVED EXPENDITURES | GROSS TOTAL EXPENDITURES | |
|---|----------------------------------|-----------------------------|-----------|
| 001 SALARIES AND WAGES BD OF LANDSCAPE ARCHITECTS | 0.00 | 9,852.00 | |
| 005 EMPLOYEES RETIREMENT MATCHING EMPLOYEES RETIREMENT SYSTEM | 0.00 | 450.00 | |
| 007 O A S I MATCHING DEPARTMENT OF PUBLIC WELFARE | 0.00 | 444.72 | |
| 010 PRINTING AND OFFICE SUPPLIES BD OF LANDSCAPE ARCHITECTS | 0.00 | 418.50 | |
| 016 OTHER SUPPLIES AND MATERIALS BD OF LANDSCAPE ARCHITECTS | 0.00 | 407.90 | |
| 020 POSTAGE BD OF LANDSCAPE ARCHITECTS | 0.00 | 20.00 | |
| 022 TRANSPORTATION OF THINGS BD OF LANDSCAPE ARCHITECTS | 0.00 | 10.00 | |
| 025 TRAVEL EXPENSE BD OF LANDSCAPE ARCHITECTS | 0.00 | 2,291.27 | |
| 026 RENTS BD OF LANDSCAPE ARCHITECTS | 0.00 | 67.82 | |
| 027 SURETY BOND PREMIUMS BD OF LANDSCAPE ARCHITECTS | 0.00 | 35.00 | |
| 028 OTHER OPERATING EXPENSES BD OF LANDSCAPE ARCHITECTS | 0.00 | 1,211.85 | |
| 060 EQUIPMENT AND FURNITURE INVENTORY BD OF LANDSCAPE ARCHITECTS | 0.00 | 661.50 | |
| 095 DEPARTMENTAL TRANSFERS-PUR OF SUPP & SERVICES BD OF LANDSCAPE ARCHITECTS | 0.00 | 68.75 | |
| 221 INTERDEPARTMENTAL TRANSFER-CENTREX PHONE SERV BD OF LANDSCAPE ARCHITECTS | 0.00 | 507.62 | |
| TOTAL EXPENDITURES | 0.00 | 16,446.93 | 16,446.93 |

NET CASH BALANCE, AUGUST 31, 1971

18,724.20-

FUND 070 BICENTENNIAL FUND

NET CASH BALANCE, SEPTEMBER 1, 1970

21,678.20-

RECEIPTS:

626 DEPT TRANS-APPRO & FUND TRANSFERS
 AMERICAN BICENTENNIAL REVOLUTION COMMISSION

REFUNDS PAID
RECEIPTSGROSS TOTAL
RECEIPTS

TOTAL RECEIPTS

TOTAL NET RECEIPTS

TOTAL

0.00

16,850.28-

0.00

16,850.28-

16,850.28-

16,850.28-

38,528.48-

EXPENDITURES:

001 SALARIES AND WAGES
 AMERICAN BICENTENNIAL REVOLUTION COMMISSION

002 PROFESSIONAL SERVICES AND FEES
 AMERICAN BICENTENNIAL REVOLUTION COMMISSION

005 EMPLOYEES RETIREMENT MATCHING
 EMPLOYEES RETIREMENT SYSTEM

007 O A S I MATCHING
 DEPARTMENT OF PUBLIC WELFARE

010 PRINTING AND OFFICE SUPPLIES
 AMERICAN BICENTENNIAL REVOLUTION COMMISSION

016 OTHER SUPPLIES AND MATERIALS
 AMERICAN BICENTENNIAL REVOLUTION COMMISSION

020 POSTAGE
 AMERICAN BICENTENNIAL REVOLUTION COMMISSION

021 UTILITIES TELEPHONE AND TELEGRAPH
 AMERICAN BICENTENNIAL REVOLUTION COMMISSION

022 TRANSPORTATION OF THINGS
 AMERICAN BICENTENNIAL REVOLUTION COMMISSION

025 TRAVEL EXPENSE
 AMERICAN BICENTENNIAL REVOLUTION COMMISSION

026 RENTS
 AMERICAN BICENTENNIAL REVOLUTION COMMISSION

028 OTHER OPERATING EXPENSES
 AMERICAN BICENTENNIAL REVOLUTION COMMISSION

060 EQUIPMENT AND FURNITURE INVENTORY
 AMERICAN BICENTENNIAL REVOLUTION COMMISSION

TOTAL EXPENDITURES

REFUNDS RECEIVED
EXPENDITURESGROSS TOTAL
EXPENDITURES

0.00

20,290.20

0.00

3,100.00

0.00

1,017.65

0.00

977.98

0.00

2,556.80

0.00

53.51

0.00

730.00

0.00

2,975.59

0.00

8.50

0.00

2,060.45

0.00

21.60

0.00

629.16

0.00

486.00

0.00

34,907.44

34,907.44

NET CASH BALANCE, AUGUST 31, 1971

3,621.04-

FUND 072 ATTORNEY GENERAL OPERATING FUND

NET CASH BALANCE, SEPTEMBER 1, 1970

426,340.88-

| RECEIPTS: | REFUNDS PAID RECEIPTS | GROSS TOTAL RECEIPTS | |
|--|-----------------------|----------------------|---------------|
| 625 DEPT TRANS-SALES OF SUPPLIES & SER ATTORNEY GENERAL | 0.00 | 38,365.64- | |
| 626 DEPT TRANS-APPRO & FUND TRANSFERS ATTORNEY GENERAL | 0.00 | 562,868.33- | |
| 630 OPERATION FUND TRANSFERS ATTORNEY GENERAL | 0.00 | 283,600.00- | |
| 999 EXPENDITURE REFUNDS APPLIED EMPLOYEES RETIREMENT SYSTEM | 0.00 | 5,139.14- | |
| TOTAL RECEIPTS | 0.00 | 889,973.11- | 889,973.11- |
| TOTAL NET RECEIPTS | | | 889,973.11- |
| TOTAL | | | 1,316,313.99- |

| EXPENDITURES: | REFUNDS RECEIVED EXPENDITURES | GROSS TOTAL EXPENDITURES | |
|---|-------------------------------|--------------------------|--|
| 001 SALARIES AND WAGES ATTORNEY GENERAL | 0.00 | 638,095.63 | |
| 002 PROFESSIONAL SERVICES AND FEES ATTORNEY GENERAL | 0.00 | 198,733.60 | |
| 005 EMPLOYEES RETIREMENT MATCHING EMPLOYEES RETIREMENT SYSTEM | 5,139.14 | 37,275.00 | |
| 007 O A S I MATCHING DEPARTMENT OF PUBLIC WELFARE | 0.00 | 26,163.61 | |
| 010 PRINTING AND OFFICE SUPPLIES ATTORNEY GENERAL | 0.00 | 14,458.74 | |
| 016 OTHER SUPPLIES AND MATERIALS ATTORNEY GENERAL | 0.00 | 500.36 | |
| 020 POSTAGE ATTORNEY GENERAL | 0.00 | 11,000.00 | |
| 021 UTILITIES TELEPHONE AND TELEGRAPH ATTORNEY GENERAL | 0.00 | 1,436.58 | |
| 022 TRANSPORTATION OF THINGS ATTORNEY GENERAL | 0.00 | 463.51 | |
| 024 REPAIRS OTHER CONTRACT ATTORNEY GENERAL | 0.00 | 326.28 | |
| 025 TRAVEL EXPENSE ATTORNEY GENERAL | 0.00 | 63,907.14 | |
| 026 RENTS ATTORNEY GENERAL | 0.00 | 36,248.76 | |
| 028 OTHER OPERATING EXPENSES ATTORNEY GENERAL | 0.00 | 12,894.16 | |
| 060 EQUIPMENT AND FURNITURE INVENTORY ATTORNEY GENERAL | 0.00 | 11,725.01 | |
| 062 LIBRARY BOOKS ATTORNEY GENERAL | 0.00 | 949.85 | |
| 095 DEPARTMENTAL TRANSFERS-PUR OF SUPP & SERVICES ATTORNEY GENERAL | 0.00 | 3,715.20 | |

FUND 072 ATTORNEY GENERAL OPERATING FUND

EXPENDITURES:

| | REFUNDS RECEIVED EXPENDITURES | GROSS TOTAL EXPENDITURES | |
|---|----------------------------------|-----------------------------|--------------|
| 221 INTERDEPARTMENTAL TRANSFER-CENTREX PHONE SERV ATTORNEY GENERAL | 0.00 | 50,972.40 | |
| 999 EXPENDITURE REFUNDS APPLIED EMPLOYEES RETIREMENT SYSTEM | 0.00 | 5,139.14 | |
| TOTAL EXPENDITURES | 5,139.14 | 1,114,004.97 | 1,108,865.83 |
| NET CASH BALANCE, AUGUST 31, 1971 | | | 207,448.16- |

FUND 075 REGISTERED PUBLIC SURVEYORS FUND

NET CASH BALANCE, SEPTEMBER 1, 1970

16,795.73-

| RECEIPTS: | REFUNDS PAID RECEIPTS | GROSS TOTAL RECEIPTS | |
|---|--------------------------|-------------------------|------------|
| 224 PROFESSIONAL EXAMINATION & REG FEES BOARD OF REGISTRATION FOR PUBLIC SURVEYORS | 0.00 | 21,868.50- | |
| 420 MACHINERY AND EQUIPMENT SALES BOARD OF REGISTRATION FOR PUBLIC SURVEYORS | 0.00 | 58.06- | |
| 621 SERVICE CHARGES BOARD OF REGISTRATION FOR PUBLIC SURVEYORS | 0.00 | 2,151.01 | |
| 999 EXPENDITURE REFUNDS APPLIED EMPLOYEES RETIREMENT SYSTEM | 0.00 | 313.87- | |
| TOTAL RECEIPTS | 0.00 | 20,089.42- | 20,089.42- |
| TOTAL NET RECEIPTS | | | 20,089.42- |
| TOTAL | | | 36,885.15- |

| EXPENDITURES: | REFUNDS RECEIVED EXPENDITURES | GROSS TOTAL EXPENDITURES |
|---|----------------------------------|-----------------------------|
| 001 SALARIES AND WAGES BOARD OF REGISTRATION FOR PUBLIC SURVEYORS | 0.00 | 13,099.92 |
| 002 PROFESSIONAL SERVICES AND FEES BOARD OF REGISTRATION FOR PUBLIC SURVEYORS | 0.00 | 305.00 |
| 005 EMPLOYEES RETIREMENT MATCHING EMPLOYEES RETIREMENT SYSTEM | 313.87 | 519.96 |
| 007 O A S I MATCHING DEPARTMENT OF PUBLIC WELFARE | 0.00 | 514.33 |
| 010 PRINTING AND OFFICE SUPPLIES BOARD OF REGISTRATION FOR PUBLIC SURVEYORS | 0.00 | 861.29 |
| 016 OTHER SUPPLIES AND MATERIALS BOARD OF REGISTRATION FOR PUBLIC SURVEYORS | 0.00 | 90.58 |
| 020 POSTAGE BOARD OF REGISTRATION FOR PUBLIC SURVEYORS | 0.00 | 650.00 |
| 025 TRAVEL EXPENSE BOARD OF REGISTRATION FOR PUBLIC SURVEYORS | 0.00 | 78.16 |
| 026 RENTS BOARD OF REGISTRATION FOR PUBLIC SURVEYORS | 0.00 | 45.00 |
| 028 OTHER OPERATING EXPENSES BOARD OF REGISTRATION FOR PUBLIC SURVEYORS | 0.00 | 25.20 |
| 060 EQUIPMENT AND FURNITURE INVENTORY BOARD OF REGISTRATION FOR PUBLIC SURVEYORS | 0.00 | 495.79 |
| 095 DEPARTMENTAL TRANSFERS-PUR OF SUPP & SERVICES BOARD OF REGISTRATION FOR PUBLIC SURVEYORS | 0.00 | 68.42 |
| 221 INTERDEPARTMENTAL TRANSFER-CENTREX PHONE SERV BOARD OF REGISTRATION FOR PUBLIC SURVEYORS | 0.00 | 867.13 |
| 999 EXPENDITURE REFUNDS APPLIED EMPLOYEES RETIREMENT SYSTEM | 0.00 | 313.87 |

FUND 075 REGISTERED PUBLIC SURVEYORS FUND

EXPENDITURES:

REFUNDS RECEIVED
EXPENDITURESGROSS TOTAL
EXPENDITURES

TOTAL EXPENDITURES

313.87

17,934.65

17,620.78

NET CASH BALANCE, AUGUST 31, 1971:

19,264.37-

FUND 076 PREPAID FUNERAL CONTRACT FUND

NET CASH BALANCE, SEPTEMBER 1, 1970

4,903.98-

| RECEIPTS: | REFUNDS PAID RECEIPTS | GROSS TOTAL RECEIPTS | |
|---|--------------------------|-------------------------|------------|
| 226 OTHER LICENSES PERMITS & REG FEES BANKING-FINANCE COMMISSION | 0.00 | 7,195.00- | |
| 306 EXAMINATION AND AUDIT FEES BANKING-FINANCE COMMISSION | 0.00 | 8,210.00- | |
| TOTAL RECEIPTS | 0.00 | 15,405.00- | 15,405.00- |
| TOTAL NET RECEIPTS | | | 15,405.00- |
| TOTAL | | | 20,308.98- |

| EXPENDITURES: | REFUNDS RECEIVED EXPENDITURES | GROSS TOTAL EXPENDITURES | |
|--|----------------------------------|-----------------------------|-----------|
| 001 SALARIES AND WAGES BANKING-FINANCE COMMISSION | 0.00 | 14,350.00 | |
| 005 EMPLOYEES RETIREMENT MATCHING EMPLOYEES RETIREMENT SYSTEM | 0.00 | 717.50 | |
| 007 O A S I MATCHING DEPARTMENT OF PUBLIC WELFARE | 0.00 | 447.86 | |
| TOTAL EXPENDITURES | 0.00 | 15,515.36 | 15,515.36 |

NET CASH BALANCE, AUGUST 31, 1971

4,793.62-

FUND 080 LAND OFFICE PERMIT FEE FUND

NET CASH BALANCE, SEPTEMBER 1, 1970

298,574.55-

| RECEIPTS: | REFUNDS PAID RECEIPTS | GROSS TOTAL RECEIPTS | |
|---|--------------------------|-------------------------|-------------|
| 226 OTHER LICENSES PERMITS & REG FEES GENERAL LAND OFFICE | 0.00 | 40,435.00- | |
| 570 OTHER MISCELLANEOUS GOVERNMENTAL REVENUE GENERAL LAND OFFICE | 0.00 | 8,500.00- | |
| 999 EXPENDITURE REFUNDS APPLIED EMPLOYEES RETIREMENT SYSTEM | 0.00 | 5.00- | |
| TOTAL RECEIPTS | 0.00 | 48,940.00- | 48,940.00- |
| TOTAL NET RECEIPTS | | | 48,940.00- |
| TOTAL | | | 347,514.55- |

| EXPENDITURES: | REFUNDS RECEIVED EXPENDITURES | GROSS TOTAL EXPENDITURES | |
|--|----------------------------------|-----------------------------|-----------|
| 001 SALARIES AND WAGES GENERAL LAND OFFICE | 0.00 | 49,329.92 | |
| 005 EMPLOYEES RETIREMENT MATCHING EMPLOYEES RETIREMENT SYSTEM | 5.00 | 2,200.00 | |
| 007 O A S I MATCHING DEPARTMENT OF PUBLIC WELFARE | 0.00 | 2,074.33 | |
| 010 PRINTING AND OFFICE SUPPLIES GENERAL LAND OFFICE | 0.00 | 11.20 | |
| 011 GASOLINE OIL LUB WASH AND GREASE GENERAL LAND OFFICE | 0.00 | 3,074.55 | |
| 016 OTHER SUPPLIES AND MATERIALS GENERAL LAND OFFICE | 0.00 | 1,668.10 | |
| 024 REPAIRS OTHER CONTRACT GENERAL LAND OFFICE | 0.00 | 6,261.06 | |
| 026 RENTS GENERAL LAND OFFICE | 0.00 | 1,503.00 | |
| 028 OTHER OPERATING EXPENSES GENERAL LAND OFFICE | 0.00 | 13,780.50 | |
| 999 EXPENDITURE REFUNDS APPLIED EMPLOYEES RETIREMENT SYSTEM | 0.00 | 5.00 | |
| TOTAL EXPENDITURES | 5.00 | 79,907.66 | 79,902.66 |

NET CASH BALANCE, AUGUST 31, 1971

267,611.89-

FUND 083 DONATED COMMODITY DISTRIBUTION FUND

NET CASH BALANCE, SEPTEMBER 1, 1970

13,746.76-

| RECEIPTS: | REFUNDS PAID RECEIPTS | GROSS TOTAL RECEIPTS | |
|--|--------------------------|-------------------------|------------|
| 443 OTHER RENTALS LEASES AND EASEMENTS DEPARTMENT OF PUBLIC WELFARE | 0.00 | 130.67- | |
| 564 INSURANCE AND DAMAGES DEPARTMENT OF PUBLIC WELFARE | 0.00 | 14,365.82- | |
| TOTAL RECEIPTS | 0.00 | 14,496.49- | 14,496.49- |
| TOTAL NET RECEIPTS | | | 14,496.49- |
| TOTAL | | | 28,243.25- |

| EXPENDITURES: | REFUNDS RECEIVED EXPENDITURES | GROSS TOTAL EXPENDITURES | |
|---|----------------------------------|-----------------------------|----------|
| 001 SALARIES AND WAGES DEPARTMENT OF PUBLIC WELFARE | 0.00 | 341.60 | |
| 007 O A S I MATCHING DEPARTMENT OF PUBLIC WELFARE | 0.00 | 22.55 | |
| 016 OTHER SUPPLIES AND MATERIALS DEPARTMENT OF PUBLIC WELFARE | 0.00 | 220.37 | |
| 021 UTILITIES TELEPHONE AND TELEGRAPH DEPARTMENT OF PUBLIC WELFARE | 0.00 | 39.63 | |
| 022 TRANSPORTATION OF THINGS DEPARTMENT OF PUBLIC WELFARE | 0.00 | 10.00 | |
| 024 REPAIRS OTHER CONTRACT DEPARTMENT OF PUBLIC WELFARE | 0.00 | 112.00 | |
| 025 TRAVEL EXPENSE DEPARTMENT OF PUBLIC WELFARE | 0.00 | 4,212.20 | |
| 028 OTHER OPERATING EXPENSES DEPARTMENT OF PUBLIC WELFARE | 0.00 | 229.36 | |
| 060 EQUIPMENT AND FURNITURE INVENTORY DEPARTMENT OF PUBLIC WELFARE | 0.00 | 233.14 | |
| <u>TOTAL EXPENDITURES</u> | 0.00 | 5,420.85 | 5,420.85 |

NET CASH BALANCE, AUGUST 31, 1971

22,822.40-

FUND 085 INSURANCE AGENTS LICENSE FUND

NET CASH BALANCE, SEPTEMBER 1, 1970

241,311.26-

| RECEIPTS: | REFUNDS PAID RECEIPTS | GROSS TOTAL RECEIPTS | |
|--|--------------------------|-------------------------|-------------|
| 221 INSURANCE DEPT LICENSE & REG FEES BOARD OF INSURANCE | 0.00 | 499,719.52- | |
| 224 PROFESSIONAL EXAMINATION & REG FEES BOARD OF INSURANCE | 0.00 | 142,058.00- | |
| 626 DEPT TRANS-APPRO & FUND TRANSFERS BOARD OF INSURANCE | 0.00 | 73,000.00- | |
| 999 EXPENDITURE REFUNDS APPLIED EMPLOYEES RETIREMENT SYSTEM | 0.00 | 1.00- | |
| TOTAL RECEIPTS | 0.00 | 714,778.52- | 714,778.52- |
| TOTAL NET RECEIPTS | | | 714,778.52- |
| TOTAL | | | 956,089.78- |

| EXPENDITURES: | REFUNDS RECEIVED EXPENDITURES | GROSS TOTAL EXPENDITURES | |
|--|----------------------------------|-----------------------------|-------------|
| 001 SALARIES AND WAGES BOARD OF INSURANCE | 0.00 | 23,701.82 | |
| 005 EMPLOYEES RETIREMENT MATCHING EMPLOYEES RETIREMENT SYSTEM | 1.00 | 1,200.80 | |
| 007 O A S I MATCHING DEPARTMENT OF PUBLIC WELFARE | 0.00 | 1,084.98 | |
| 096 OPERATING FUND TRANSFERS BOARD OF INSURANCE | 0.00 | 522,000.00 | |
| 999 EXPENDITURE REFUNDS APPLIED EMPLOYEES RETIREMENT SYSTEM | 0.00 | 1.00 | |
| TOTAL EXPENDITURES | 1.00 | 547,988.60 | 547,987.60 |
| NET CASH BALANCE, AUGUST 31, 1971 | | | 408,102.18- |

FUND 086 DENTAL REGISTRATION FUND

NET CASH BALANCE, SEPTEMBER 1, 1970

95,711.30-

| RECEIPTS: | REFUNDS PAID RECEIPTS | GROSS TOTAL RECEIPTS | |
|---|--------------------------|-------------------------|-------------|
| 224 PROFESSIONAL EXAMINATION & REG FEES | | | |
| BOARD OF DENTAL EXAMINERS | 0.00 | 92,400.00- | |
| 621 SERVICE CHARGES | | | |
| BOARD OF DENTAL EXAMINERS | 0.00 | 4,000.00 | |
| 626 DEPT TRANS-APPRO & FUND TRANSFERS | | | |
| BOARD OF DENTAL EXAMINERS | 0.00 | 205.00 | |
| 999 EXPENDITURE REFUNDS APPLIED | | | |
| EMPLOYEES RETIREMENT SYSTEM | 0.00 | 275.96- | |
| TOTAL RECEIPTS | 0.00 | 88,470.96- | 88,470.96- |
| TOTAL NET RECEIPTS | | | 88,470.96- |
| TOTAL | | | 184,182.26- |

| EXPENDITURES: | REFUNDS RECEIVED EXPENDITURES | GROSS TOTAL EXPENDITURES |
|---|----------------------------------|-----------------------------|
| 001 SALARIES AND WAGES | | |
| BOARD OF DENTAL EXAMINERS | 0.00 | 41,324.08 |
| 005 EMPLOYEES RETIREMENT MATCHING | | |
| EMPLOYEES RETIREMENT SYSTEM | 275.96 | 1,368.24 |
| 007 O A S I MATCHING | | |
| DEPARTMENT OF PUBLIC WELFARE | 0.00 | 1,349.93 |
| 010 PRINTING AND OFFICE SUPPLIES | | |
| BOARD OF DENTAL EXAMINERS | 0.00 | 2,700.21 |
| 016 OTHER SUPPLIES AND MATERIALS | | |
| BOARD OF DENTAL EXAMINERS | 0.00 | 275.35 |
| 020 POSTAGE | | |
| BOARD OF DENTAL EXAMINERS | 0.00 | 1,500.00 |
| 025 TRAVEL EXPENSE | | |
| BOARD OF DENTAL EXAMINERS | 0.00 | 15,064.60 |
| 026 RENTS | | |
| BOARD OF DENTAL EXAMINERS | 0.00 | 2,457.62 |
| 027 SURETY BOND PREMIUMS | | |
| BOARD OF DENTAL EXAMINERS | 0.00 | 25.00 |
| 028 OTHER OPERATING EXPENSES | | |
| BOARD OF DENTAL EXAMINERS | 0.00 | 1,609.82 |
| 060 EQUIPMENT AND FURNITURE INVENTORY | | |
| BOARD OF DENTAL EXAMINERS | 0.00 | 581.00 |
| 095 DEPARTMENTAL TRANSFERS-PUR OF SUPP & SERVICES | | |
| BOARD OF DENTAL EXAMINERS | 0.00 | 61.74 |
| 096 OPERATING FUND TRANSFERS | | |
| BOARD OF DENTAL EXAMINERS | 0.00 | 5,000.00 |
| 221 INTERDEPARTMENTAL TRANSFER-CENTREX PHONE SERV | | |
| BOARD OF DENTAL EXAMINERS | 0.00 | 2,921.84 |
| 999 EXPENDITURE REFUNDS APPLIED | | |
| EMPLOYEES RETIREMENT SYSTEM | 0.00 | 275.96 |

FUND 086 DENTAL REGISTRATION FUND

EXPENDITURES:

REFUNDS RECEIVED
EXPENDITURESGROSS TOTAL
EXPENDITURES

TOTAL EXPENDITURES

275.96

76,515.39

76,239.43

NET CASH BALANCE, AUGUST 31, 1971

107,942.83-

FUND 088 BOARD OF COSMETOLOGISTS FUND

NET CASH BALANCE, SEPTEMBER 1, 1970

888,130.98-

| RECEIPTS: | REFUNDS PAID RECEIPTS | GROSS TOTAL RECEIPTS | |
|--|--------------------------|-------------------------|-------------|
| 199 REVENUE REFUNDS APPLIED COSMETOLOGY COMMISSION | 0.00 | 600.00- | |
| 224 PROFESSIONAL EXAMINATION & REG FEES COSMETOLOGY COMMISSION | 600.00- | 574,184.67- | |
| 420 MACHINERY AND EQUIPMENT SALES COSMETOLOGY COMMISSION | 0.00 | 77.97- | |
| 423 PUBLICATION AND ADVERTISING SALES COSMETOLOGY COMMISSION | 0.00 | 1,102.40- | |
| 565 WARRANTS VOIDED BY STATUTE OF LIMITATION COSMETOLOGY COMMISSION | 0.00 | 15.00- | |
| 620 UNEXPENDED BALANCES COSMETOLOGY COMMISSION | 0.00 | 816,777.86 | |
| 625 DEPT TRANS-SALES OF SUPPLIES & SER COSMETOLOGY COMMISSION | 0.00 | 38.00- | |
| 625 DEPT TRANS-APPRO & FUND TRANSFERS COSMETOLOGY COMMISSION | 0.00 | 500.00 | |
| 999 EXPENDITURE REFUNDS APPLIED EMPLOYEES RETIREMENT SYSTEM | 0.00 | 1,541.60- | |
| TOTAL RECEIPTS | 600.00- | 239,718.22 | 240,318.22 |
| TOTAL NET RECEIPTS | | | 240,318.22 |
| TOTAL | | | 647,812.76- |

| EXPENDITURES: | REFUNDS RECEIVED EXPENDITURES | GROSS TOTAL EXPENDITURES | |
|--|----------------------------------|-----------------------------|--|
| 001 SALARIES AND WAGES COSMETOLOGY COMMISSION | 0.00 | 305,774.33 | |
| 005 EMPLOYEES RETIREMENT MATCHING EMPLOYEES RETIREMENT SYSTEM | 1,541.60 | 14,763.40 | |
| 007 O A S I MATCHING DEPARTMENT OF PUBLIC WELFARE | 0.00 | 14,970.74 | |
| 010 PRINTING AND OFFICE SUPPLIES COSMETOLOGY COMMISSION | 0.00 | 8,327.87 | |
| 016 OTHER SUPPLIES AND MATERIALS COSMETOLOGY COMMISSION | 0.00 | 1,005.91 | |
| 020 POSTAGE COSMETOLOGY COMMISSION | 0.00 | 10,700.00 | |
| 021 UTILITIES TELEPHONE AND TELEGRAPH COSMETOLOGY COMMISSION | 0.00 | 8.55 | |
| 024 REPAIRS OTHER CONTRACT COSMETOLOGY COMMISSION | 0.00 | 103.00 | |
| 025 TRAVEL EXPENSE COSMETOLOGY COMMISSION | 0.00 | 73,599.18 | |
| 026 RENTS COSMETOLOGY COMMISSION | 0.00 | 41,338.80 | |
| 027 SURETY BOND PREMIUMS COSMETOLOGY COMMISSION | 0.00 | 73.00 | |

FUND 088 BOARD OF COSMETOLOGISTS FUND

EXPENDITURES:

| | REFUNDS RECEIVED EXPENDITURES | GROSS TOTAL EXPENDITURES | |
|---|----------------------------------|-----------------------------|--------------------|
| 028 OTHER OPERATING EXPENSES COSMETOLOGY COMMISSION | 0.00 | 342.05 | |
| 060 EQUIPMENT AND FURNITURE INVENTORY COSMETOLOGY COMMISSION | 0.00 | 10,287.44 | |
| 095 DEPARTMENTAL TRANSFERS-PUR OF SUPP & SERVICES COSMETOLOGY COMMISSION | 0.00 | 25.71 | |
| 096 OPERATING FUND TRANSFERS COSMETOLOGY COMMISSION | 0.00 | 14,000.00 | |
| 199 REVENUE REFUNDS APPLIED COSMETOLOGY COMMISSION | 0.00 | 600.00 | |
| 221 INTERDEPARTMENTAL TRANSFER-CENTREX PHONE SERV COSMETOLOGY COMMISSION | 0.00 | 2,863.08 | |
| 999 EXPENDITURE REFUNDS APPLIED EMPLOYEES RETIREMENT SYSTEM | 0.00 | 1,541.60 | |
| TOTAL EXPENDITURES | 1,541.60 | 500,354.66 | 498,813.06 |
| <u>NET CASH BALANCE, AUGUST 31, 1971</u> | | | <u>148,999.70-</u> |

FUND 089 YOUTH DEVELOPMENT FUND

NET CASH BALANCE, SEPTEMBER 1, 1970

579.06-

RECEIPTS:

REFUNDS PAID
RECEIPTSGROSS TOTAL
RECEIPTS

TOTAL RECEIPTS

0.00

0.00

0.00

TOTAL NET RECEIPTS

0.00

TOTAL

579.06-

TOTAL EXPENDITURES

0.00

0.00

0.00

NET CASH BALANCE, AUGUST 31, 1971

579.06-

FUND 092 FEDERAL DISASTER FUND

NET CASH BALANCE, SEPTEMBER 1, 1970

658.02-

| RECEIPTS: | REFUNDS PAID RECEIPTS | GROSS TOTAL RECEIPTS | |
|--|-----------------------|----------------------|----------------------|
| 199 REVENUE REFUNDS APPLIED DEPARTMENT OF PUBLIC SAFETY | 0.00 | 48,236.24- | |
| 500 INTEREST ON STATE DEPOSITS DEPARTMENT OF PUBLIC SAFETY | 0.00 | 2,402.84- | |
| 530 FEDERAL GRANTS DEPARTMENT OF PUBLIC SAFETY | 48,236.24- | 6,557,764.25- | |
| 999 EXPENDITURE REFUNDS APPLIED DEPARTMENT OF PUBLIC SAFETY | 0.00 | 3,236.24- | |
| TOTAL RECEIPTS | 48,236.24- | 6,611,639.57- | 6,563,403.33- |
| TOTAL NET RECEIPTS | | | 6,563,403.33- |
| TOTAL | | | 6,564,061.35- |

| EXPENDITURES: | REFUNDS RECEIVED EXPENDITURES | GROSS TOTAL EXPENDITURES | |
|---|-------------------------------|--------------------------|---------------------|
| 042 GRANTS JUNIOR COLLEGES DEPARTMENT OF PUBLIC SAFETY | 0.00 | 1,975.00 | |
| 043 GRANTS SENIOR COLLEGES & UNIVERSITIES DEPARTMENT OF PUBLIC SAFETY | 0.00 | 200,948.63 | |
| 044 GRANTS-IN-AID VARIOUS DEPARTMENT OF PUBLIC SAFETY | 0.00 | 962,108.21 | |
| 045 GRANTS TO COUNTIES DEPARTMENT OF PUBLIC SAFETY | 0.00 | 702,182.22 | |
| 046 GRANTS TO CITIES DEPARTMENT OF PUBLIC SAFETY | 0.00 | 3,793,786.39 | |
| 047 GRANTS TO OTHER POLITICAL SUB-DIVISION DEPARTMENT OF PUBLIC SAFETY | 3,236.24 | 775,810.00 | |
| 199 REVENUE REFUNDS APPLIED DEPARTMENT OF PUBLIC SAFETY | 0.00 | 48,236.24 | |
| 999 EXPENDITURE REFUNDS APPLIED DEPARTMENT OF PUBLIC SAFETY | 0.00 | 3,236.24 | |
| TOTAL EXPENDITURES | 3,236.24 | 6,488,282.93 | 6,485,046.69 |

NET CASH BALANCE, AUGUST 31, 1971

79,014.66-

FUND 093 MANAGING GENERAL AGENTS FUND

NET CASH BALANCE, SEPTEMBER 1, 1970

5,020.98-

| RECEIPTS: | REFUNDS PAID RECEIPTS | GROSS TOTAL RECEIPTS | |
|---|--------------------------|-------------------------|------------|
| 221 INSURANCE DEPT LICENSE & REG FEES BOARD OF INSURANCE | 0.00 | 4,130.00- | |
| 626 DEPT TRANS-APPRO & FUND TRANSFERS BOARD OF INSURANCE | 0.00 | 5,000.00- | |
| TOTAL RECEIPTS | 0.00 | 9,130.00- | 9,130.00- |
| TOTAL NET RECEIPTS | | | 9,130.00- |
| TOTAL | | | 14,150.98- |

| EXPENDITURES: | REFUNDS RECEIVED EXPENDITURES | GROSS TOTAL EXPENDITURES | |
|--|----------------------------------|-----------------------------|----------|
| 096 OPERATING FUND TRANSFERS BOARD OF INSURANCE | 0.00 | 7,000.00 | |
| TOTAL EXPENDITURES | 0.00 | 7,000.00 | 7,000.00 |

NET CASH BALANCE, AUGUST 31, 1971

7,150.98-

FUND 094 WORKMENS COMPENSATION FUND

NET CASH BALANCE, SEPTEMBER 1, 1970

270,429.68-

| RECEIPTS: | REFUNDS PAID RECEIPTS | GROSS TOTAL RECEIPTS | |
|---|-----------------------|----------------------|---------------|
| 160 INS COMPANIES WORKMENS COMPENSATION TAX INDUSTRIAL ACCIDENT BOARD | | | |
| 310 OTHER FILING OFFICE AND SERVICE FEES INDUSTRIAL ACCIDENT BOARD | 0.00 | 601,287.64- | |
| 999 EXPENDITURE REFUNDS APPLIED EMPLOYEES RETIREMENT SYSTEM INDUSTRIAL ACCIDENT BOARD | 0.00 | 122,865.00- | |
| | 0.00 | 14,101.52- | |
| | 0.00 | 4.39- | |
| TOTAL RECEIPTS | 0.00 | 738,258.55- | 738,258.55- |
| TOTAL NET RECEIPTS | | | 738,258.55- |
| TOTAL | | | 1,008,688.23- |

| EXPENDITURES: | REFUNDS RECEIVED EXPENDITURES | GROSS TOTAL EXPENDITURES | |
|---|-------------------------------|--------------------------|--|
| 001 SALARIES AND WAGES INDUSTRIAL ACCIDENT BOARD | | | |
| 002 PROFESSIONAL SERVICES AND FEES INDUSTRIAL ACCIDENT BOARD | 0.00 | 364,273.20 | |
| 005 EMPLOYEES RETIREMENT MATCHING EMPLOYEES RETIREMENT SYSTEM | 0.00 | 5,994.00 | |
| 007 O A S I MATCHING DEPARTMENT OF PUBLIC WELFARE | 14,101.52 | 18,025.00 | |
| 010 PRINTING AND OFFICE SUPPLIES INDUSTRIAL ACCIDENT BOARD | 0.00 | 15,770.09 | |
| 016 OTHER SUPPLIES AND MATERIALS INDUSTRIAL ACCIDENT BOARD | 0.00 | 12,999.80 | |
| 020 POSTAGE INDUSTRIAL ACCIDENT BOARD | 0.00 | 1,464.45 | |
| 021 UTILITIES TELEPHONE AND TELEGRAPH INDUSTRIAL ACCIDENT BOARD | 4.39 | 18,283.75 | |
| 022 TRANSPORTATION OF THINGS INDUSTRIAL ACCIDENT BOARD | 0.00 | 4,549.62 | |
| 024 REPAIRS OTHER CONTRACT INDUSTRIAL ACCIDENT BOARD | 0.00 | 1,081.75 | |
| 025 TRAVEL EXPENSE INDUSTRIAL ACCIDENT BOARD | 0.00 | 92.02 | |
| 026 RENTS INDUSTRIAL ACCIDENT BOARD | 0.00 | 24,425.65 | |
| 028 OTHER OPERATING EXPENSES INDUSTRIAL ACCIDENT BOARD | 0.00 | 31,349.25 | |
| 060 EQUIPMENT AND FURNITURE INVENTORY INDUSTRIAL ACCIDENT BOARD | 0.00 | 1,753.73 | |
| 062 LIBRARY BOOKS INDUSTRIAL ACCIDENT BOARD | 0.00 | 354.32 | |
| 095 DEPARTMENTAL TRANSFERS-PUR OF SUPP & SERVICES INDUSTRIAL ACCIDENT BOARD | 0.00 | 338.50 | |
| 221 INTERDEPARTMENTAL TRANSFER-CENTREX PHONE SERV INDUSTRIAL ACCIDENT BOARD | 0.00 | 414.64 | |
| | 0.00 | 22,879.73 | |

FUND 094 WORKMENS COMPENSATION FUND

EXPENDITURES:

999 EXPENDITURE REFUNDS APPLIED
EMPLOYEES RETIREMENT SYSTEM
INDUSTRIAL ACCIDENT BOARD

REFUNDS RECEIVED
EXPENDITURES

0.00

0.00

GROSS TOTAL
EXPENDITURES

14,101.52

4.39

TOTAL EXPENDITURES

14,105.91

538,155.41

524,049.50

NET CASH BALANCE, AUGUST 31, 1971

484,638.73-

FUND 095 A & M UNIV MINERAL INVESTMENT FUND

NET CASH BALANCE, SEPTEMBER 1, 1970

2,384.00-

| RECEIPTS: | REFUNDS, PAID | GROSS TOTAL | |
|---|---------------|-------------|-----------|
| | RECEIPTS | RECEIPTS | |
| 310 OTHER FILING OFFICE AND SERVICE FEES A & M UNIV SYSTEM ADMINISTRATION | 0.00 | 1.00- | |
| 402 OIL AND GAS ROYALTIES A & M UNIV SYSTEM ADMINISTRATION | 0.00 | 1,554.32- | |
| 440 MINERAL LEASE BONUS & PROSPECT RENTAL A & M UNIV SYSTEM ADMINISTRATION | 0.00 | 2,500.00- | |
| TOTAL RECEIPTS | 0.00 | 4,055.32- | 4,055.32- |
| TOTAL NET RECEIPTS | | | 4,055.32- |
| TOTAL | | | 6,439.32- |

| EXPENDITURES: | REFUNDS RECEIVED | GROSS TOTAL | |
|--|------------------|--------------|----------|
| | EXPENDITURES | EXPENDITURES | |
| 072 PURCHASE OF U S GOVERNMENT SECURITIES A & M UNIV SYSTEM ADMINISTRATION | 0.00 | 230,000.00 | |
| 074 PUR OF NOTES & OTHER EVIDENCES OF INDEBT A & M UNIV SYSTEM ADMINISTRATION | 0.00 | 223,975.00- | |
| TOTAL EXPENDITURES | 0.00 | 6,025.00 | 6,025.00 |

NET CASH BALANCE, AUGUST 31, 1971

414.32-

FUND 096 A & M UNIV MINERAL INCOME FUND

NET CASH BALANCE, SEPTEMBER 1, 1970

4,330.36-

| RECEIPTS: | REFUNDS PAID RECEIPTS | GROSS TOTAL RECEIPTS | |
|---|--------------------------|-------------------------|------------|
| 510 INTEREST ON INVESTMENTS A & M UNIV SYSTEM ADMINISTRATION | 0.00 | 38,981.64- | |
| TOTAL RECEIPTS | 0.00 | 38,981.64- | 38,981.64- |
| TOTAL NET RECEIPTS | | | 38,981.64- |
| TOTAL | | | 43,312.00- |

| EXPENDITURES: | REFUNDS RECEIVED EXPENDITURES | GROSS TOTAL EXPENDITURES | |
|--|----------------------------------|-----------------------------|-----------|
| 028 OTHER OPERATING EXPENSES A & M UNIV SYSTEM ADMINISTRATION | 0.00 | 351.33 | |
| 072 PURCHASE OF U S GOVERNMENT SECURITIES A & M UNIV SYSTEM ADMINISTRATION | 0.00 | 85,000.00 | |
| 074 PUR CF NOTES & OTHER EVIDENCES OF INDEBT A & M UNIV SYSTEM ADMINISTRATION | 0.00 | 54,460.00- | |
| 080 ACCRUED INTEREST ON INVESTMENTS A & M UNIV SYSTEM ADMINISTRATION | 0.00 | 86.11 | |
| 085 PREMIUMS ON INVESTMENTS A & M UNIV SYSTEM ADMINISTRATION | 0.00 | 81.25 | |
| TOTAL EXPENDITURES | 0.00 | 31,058.69 | 31,058.69 |

NET CASH BALANCE, AUGUST 31, 1971

12,253.31-

FUND 097 LIQUOR ACT ENFORCEMENT FUND

NET CASH BALANCE, SEPTEMBER 1, 1970

408,026.38-

| RECEIPTS: | REFUNDS PAID RECEIPTS | GROSS TOTAL RECEIPTS | |
|--|-----------------------|----------------------|----------------------|
| 080 LIQUOR TAX ALCOHOLIC BEVERAGE COM | 0.00 | 1,988,593.21- | |
| 082 WINE TAX ALCOHOLIC BEVERAGE COM | 0.00 | 155,520.00- | |
| 084 ALE TAX MALT LIQUOR ALCOHOLIC BEVERAGE COM | 978.44- | 58,578.44- | |
| 090 BEER TAX ALCOHOLIC BEVERAGE COM | 369,646.53- | 2,966,256.55- | |
| 199 REVENUE REFUNDS APPLIED ALCOHOLIC BEVERAGE COM | 0.00 | 370,624.97- | |
| 564 INSURANCE AND DAMAGES ALCOHOLIC BEVERAGE COM | 0.00 | 30.00- | |
| 565 WARRANTS VOIDED BY STATUTE OF LIMITATION ALCOHOLIC BEVERAGE COM | 0.00 | 51.60- | |
| 621 SERVICE CHARGES ALCOHOLIC BEVERAGE COM | 0.00 | 13,773.60 | |
| 626 DEPT TRANS-APPRO & FUND TRANSFERS ALCOHOLIC BEVERAGE COM | 0.00 | 1,500.00 | |
| 999 EXPENDITURE REFUNDS APPLIED EMPLOYEES RETIREMENT SYSTEM ALCOHOLIC BEVERAGE COM | 0.00 0.00 | 1,690.69- 954.54- | |
| TOTAL RECEIPTS | 370,624.97- | 5,527,026.40- | 5,156,401.43- |
| TOTAL NET RECEIPTS | | | 5,156,401.43- |
| TOTAL | | | 5,564,427.81- |

| EXPENDITURES: | REFUNDS RECEIVED EXPENDITURES | GROSS TOTAL EXPENDITURES |
|--|-------------------------------|--------------------------|
| 001 SALARIES AND WAGES ALCOHOLIC BEVERAGE COM | 115.84 | 3,571,329.79 |
| 002 PROFESSIONAL SERVICES AND FEES ALCOHOLIC BEVERAGE COM | 0.00 | 2,369.65 |
| 005 EMPLOYEES RETIREMENT MATCHING EMPLOYEES RETIREMENT SYSTEM | 1,690.69 | 181,600.00 |
| 007 O A S I MATCHING DEPARTMENT OF PUBLIC WELFARE | 0.00 | 161,863.91 |
| 010 PRINTING AND OFFICE SUPPLIES ALCOHOLIC BEVERAGE COM | 0.00 | 46,611.25 |
| 011 GASOLINE OIL LUB WASH AND GREASE ALCOHOLIC BEVERAGE COM | 0.00 | 867.90 |
| 013 CLOTHING AND DRYGOODS FOR PERSONS ALCOHOLIC BEVERAGE COM | 0.00 | 6,178.77 |
| 016 OTHER SUPPLIES AND MATERIALS ALCOHOLIC BEVERAGE COM | 360.84 | 4,821.53 |
| 020 POSTAGE ALCOHOLIC BEVERAGE COM | 0.00 | 31,000.00 |
| 021 UTILITIES TELEPHONE AND TELEGRAPH ALCOHOLIC BEVERAGE COM | 0.00 | 31,476.61 |

FUND 097 LIQUOR ACT ENFORCEMENT FUND

| EXPENDITURES: | REFUNDS RECEIVED EXPENDITURES | GROSS TOTAL EXPENDITURES | |
|--|----------------------------------|-----------------------------|--------------|
| 022 TRANSPORTATION OF THINGS ALCOHOLIC BEVERAGE COM | 0.00 | 762.60 | |
| 023 REPAIRS TO BUILDINGS CONTRACT ALCOHOLIC BEVERAGE COM | 0.00 | 1,110.00 | |
| 024 REPAIRS OTHER CONTRACT ALCOHOLIC BEVERAGE COM | 0.00 | 611.52 | |
| 025 TRAVEL EXPENSE ALCOHOLIC BEVERAGE COM | 477.86 | 628,453.23 | |
| 026 RENTS ALCOHOLIC BEVERAGE COM | 0.00 | 92,287.42 | |
| 027 SURETY BOND PREMIUMS ALCOHOLIC BEVERAGE COM | 0.00 | 1,482.00 | |
| 028 OTHER OPERATING EXPENSES ALCOHOLIC BEVERAGE COM | 0.00 | 17,081.57 | |
| 060 EQUIPMENT AND FURNITURE INVENTORY ALCOHOLIC BEVERAGE COM | 0.00 | 4,210.15 | |
| 062 LIBRARY BOOKS ALCOHOLIC BEVERAGE COM | 0.00 | 415.81 | |
| 095 DEPARTMENTAL TRANSFERS-PUR OF SUPP & SERVICES ALCOHOLIC BEVERAGE COM | 0.00 | 318.20 | |
| 096 OPERATING FUND TRANSFERS ALCOHOLIC BEVERAGE COM | 0.00 | 35,000.00 | |
| 199 REVENUE REFUNDS APPLIED ALCOHOLIC BEVERAGE COM | 0.00 | 370,624.97 | |
| 221 INTERDEPARTMENTAL TRANSFER-CENTREX PHONE SERV ALCOHOLIC BEVERAGE COM | 0.00 | 12,061.74 | |
| 999 EXPENDITURE REFUNDS APPLIED EMPLOYEES RETIREMENT SYSTEM ALCOHOLIC BEVERAGE COM | 0.00 0.00 | 1,690.69 954.54 | |
| TOTAL EXPENDITURES | 2,645.23 | 5,205,183.85 | 5,202,538.62 |
| NET CASH BALANCE, AUGUST 31, 1971 | | | 361,889.19- |

FUND 099 OPERATORS & CHAUFFEURS FUND

NET CASH BALANCE, SEPTEMBER 30, 1970

856,039.49-

| RECEIPTS: | REFUNDS PAID RECEIPTS | GROSS TOTAL RECEIPTS | |
|---|-----------------------|----------------------|----------------------|
| 212 OPERATORS AND CHAUFFEURS LICENSE FEES DEPARTMENT OF PUBLIC SAFETY | 0.00 | 9,172,722.52- | |
| 310 OTHER FILING OFFICE AND SERVICE FEES DEPARTMENT OF PUBLIC SAFETY | 0.00 | 2,634,891.75- | |
| 530 FEDERAL GRANTS DEPARTMENT OF PUBLIC SAFETY | 0.00 | 102,826.20- | |
| 565 WARRANTS VOIDED BY STATUTE OF LIMITATION DEPARTMENT OF PUBLIC SAFETY | 0.00 | 137.58- | |
| 570 OTHER MISCELLANEOUS GOVERNMENTAL REVENUE DEPARTMENT OF PUBLIC SAFETY | 0.00 | 1,096.33- | |
| 626 DEPT TRANS-APPRO & FUND TRANSFERS DEPARTMENT OF PUBLIC SAFETY | 0.00 | 3,600,000.00 | |
| 999 EXPENDITURE REFUNDS APPLIED EMPLOYEES RETIREMENT SYSTEM | 0.00 | 52,186.59- | |
| TOTAL RECEIPTS | 0.00 | 8,363,860.97- | 8,363,860.97- |
| TOTAL NET RECEIPTS | | | 8,363,860.97- |
| TOTAL | | | 9,219,900.46- |

| EXPENDITURES: | REFUNDS RECEIVED EXPENDITURES | GROSS TOTAL EXPENDITURES | |
|---|-------------------------------|--------------------------|--|
| 001 SALARIES AND WAGES DEPARTMENT OF PUBLIC SAFETY | 0.00 | 4,827,559.49 | |
| 002 PROFESSIONAL SERVICES AND FEES DEPARTMENT OF PUBLIC SAFETY | 0.00 | 1,464.70 | |
| 005 EMPLOYEES RETIREMENT MATCHING EMPLOYEES RETIREMENT SYSTEM | 52,186.59 | 245,700.00 | |
| 007 O A S I MATCHING DEPARTMENT OF PUBLIC WELFARE | 0.00 | 223,594.01 | |
| 010 PRINTING AND OFFICE SUPPLIES DEPARTMENT OF PUBLIC SAFETY | 0.00 | 68,939.83 | |
| 011 GASOLINE OIL LUB WASH AND GREASE DEPARTMENT OF PUBLIC SAFETY | 0.00 | 1,328.16 | |
| 013 CLOTHING AND DRYGOODS FOR PERSONS DEPARTMENT OF PUBLIC SAFETY | 0.00 | 92,471.46 | |
| 014 FEED FOR ANIMALS SEED AND SMALL PLANTS DEPARTMENT OF PUBLIC SAFETY | 0.00 | 6.00 | |
| 015 DRUGS AND CHEMICALS FOR MEDICAL & LAB DEPARTMENT OF PUBLIC SAFETY | 0.00 | 144.60 | |
| 016 OTHER SUPPLIES AND MATERIALS DEPARTMENT OF PUBLIC SAFETY | 0.00 | 87,565.87 | |
| 020 POSTAGE DEPARTMENT OF PUBLIC SAFETY | 0.00 | 3,150.00 | |
| 021 UTILITIES TELEPHONE AND TELEGRAPH DEPARTMENT OF PUBLIC SAFETY | 0.00 | 19,833.08 | |
| 022 TRANSPORTATION OF THINGS DEPARTMENT OF PUBLIC SAFETY | 0.00 | 12,505.83 | |

FUND 099 OPERATORS & CHAUFFEURS FUND

| EXPENDITURES: | REFUNDS RECEIVED EXPENDITURES | GRASS TOTAL EXPENDITURES | |
|--|----------------------------------|-----------------------------|---------------|
| 024 REPAIRS OTHER CONTRACT DEPARTMENT OF PUBLIC SAFETY | 0.00 | 51,325.99 | |
| 025 TRAVEL EXPENSE DEPARTMENT OF PUBLIC SAFETY | 0.00 | 221,279.79 | |
| 026 RENTS DEPARTMENT OF PUBLIC SAFETY | 0.00 | 29,810.32 | |
| 028 OTHER OPERATING EXPENSES DEPARTMENT OF PUBLIC SAFETY | 0.00 | 177,952.64 | |
| 060 EQUIPMENT AND FURNITURE INVENTORY DEPARTMENT OF PUBLIC SAFETY | 0.00 | 1,075,716.30 | |
| 062 LIBRARY BOOKS DEPARTMENT OF PUBLIC SAFETY | 0.00 | 2,286.88 | |
| 068 BLDG PURCHASED CONST & REMODELED DEPARTMENT OF PUBLIC SAFETY | 0.00 | 80,343.86 | |
| 095 DEPARTMENTAL TRANSFERS-PUR OF SUPP & SERVICES DEPARTMENT OF PUBLIC SAFETY | 0.00 | 15,477.09 | |
| 999 EXPENDITURE REFUNDS APPLIED EMPLOYEES RETIREMENT SYSTEM | 0.00 | 52,186.59 | |
| TOTAL EXPENDITURES | 52,186.59 | 7,290,642.49 | 7,238,455.90 |
| NET CASH BALANCE, AUGUST 31, 1971 | | | 1,981,444.56- |

FUND 100 TREASURY FISCAL AGENCY FUND

NET CASH BALANCE, SEPTEMBER 1, 1970

1,812.91-

| RECEIPTS: | REFUNDS PAID RECEIPTS | GROSS TOTAL RECEIPTS | |
|--|--------------------------|-------------------------|------------|
| 310 OTHER FILING OFFICE AND SERVICE FEES TREASURER | 0.00 | 10,723.37- | |
| 999 EXPENDITURE REFUNDS APPLIED EMPLOYEES RETIREMENT SYSTEM | 0.00 | 577.80- | |
| TOTAL RECEIPTS | 0.00 | 11,301.17- | 11,301.17- |
| TOTAL NET RECEIPTS | | | 11,301.17- |
| TOTAL | | | 13,114.08- |

| EXPENDITURES: | REFUNDS RECEIVED EXPENDITURES | GROSS TOTAL EXPENDITURES | |
|--|----------------------------------|-----------------------------|----------|
| 001 SALARIES AND WAGES TREASURER | 0.00 | 7,884.00 | |
| 005 EMPLOYEES RETIREMENT MATCHING EMPLOYEES RETIREMENT SYSTEM | 577.80 | 394.20 | |
| 007 O A S I MATCHING DEPARTMENT OF PUBLIC WELFARE | 0.00 | 377.79 | |
| 999 EXPENDITURE REFUNDS APPLIED EMPLOYEES RETIREMENT SYSTEM | 0.00 | 577.80 | |
| TOTAL EXPENDITURES | 577.80 | 9,233.79 | 8,655.99 |

NET CASH BALANCE, AUGUST 31, 1971

4,458.09-

FUND 101 STATE DISABLED ASSISTANCE FUND

NET CASH BALANCE, SEPTEMBER 1, 1970

0.00

| RECEIPTS: | REFUNDS PAID RECEIPTS | GROSS TOTAL RECEIPTS | |
|---|--------------------------|-------------------------|------|
| 626 DEPT TRANS-APPRO & FUND TRANSFERS DEPARTMENT OF PUBLIC WELFARE | 0.00 | 5,500,000.00 | |
| 650 UNAPPROPRIATED FROM FUND 120 DEPARTMENT OF PUBLIC WELFARE | 0.00 | 5,500,000.00- | |
| TOTAL RECEIPTS | 0.00 | 0.00 | 0.00 |
| TOTAL NET RECEIPTS | | | 0.00 |
| TOTAL | | | 0.00 |

EXPENDITURES:

| | REFUNDS RECEIVED EXPENDITURES | GROSS TOTAL EXPENDITURES | |
|--------------------|----------------------------------|-----------------------------|------|
| TOTAL EXPENDITURES | 0.00 | 0.00 | 0.00 |

NET CASH BALANCE, AUGUST 31, 1971

0.00

FUND 102 AIR CONTROL BOARD SPECIAL FUND

NET CASH BALANCE, SEPTEMBER 14, 1970

7,962.07-

| RECEIPTS: | REFUNDS PAID RECEIPTS | GROSS TOTAL RECEIPTS | |
|--|--------------------------|-------------------------|-------------|
| 626 DEPT TRANS-APPRO & FUND TRANSFERS AIR CONTROL BOARD | 0.00 | 268,055.00- | |
| 999 EXPENDITURE REFUNDS APPLIED EMPLOYEES RETIREMENT SYSTEM | 0.00 | 62.50- | |
| TOTAL RECEIPTS | 0.00 | 268,117.50- | 268,117.50- |
| TOTAL NET RECEIPTS | | | 268,117.50- |
| TOTAL | | | 276,079.57- |

| EXPENDITURES: | REFUNDS RECEIVED EXPENDITURES | GROSS TOTAL EXPENDITURES | |
|--|----------------------------------|-----------------------------|------------|
| 001 SALARIES AND WAGES AIR CONTROL BOARD | 0.00 | 10,557.80 | |
| 002 PROFESSIONAL SERVICES AND FEES AIR CONTROL BOARD | 0.00 | 24,048.60 | |
| 005 EMPLOYEES RETIREMENT MATCHING EMPLOYEES RETIREMENT SYSTEM | 62.50 | 462.05 | |
| 007 O A S I MATCHING DEPARTMENT OF PUBLIC WELFARE | 0.00 | 332.16 | |
| 010 PRINTING AND OFFICE SUPPLIES AIR CONTROL BOARD | 0.00 | 713.45 | |
| 016 OTHER SUPPLIES AND MATERIALS AIR CONTROL BOARD | 0.00 | 1,475.59 | |
| 021 UTILITIES TELEPHONE AND TELEGRAPH AIR CONTROL BOARD | 0.00 | 17.25 | |
| 022 TRANSPORTATION OF THINGS AIR CONTROL BOARD | 0.00 | 5.25 | |
| 025 TRAVEL EXPENSE AIR CONTROL BOARD | 0.00 | 3,047.03 | |
| 026 RENTS AIR CONTROL BOARD | 0.00 | 30,370.81 | |
| 028 OTHER OPERATING EXPENSES AIR CONTROL BOARD | 0.00 | 101,257.72 | |
| 095 DEPARTMENTAL TRANSFERS-PUR OF SUPP & SERVICES AIR CONTROL BOARD | 0.00 | 133.20 | |
| 999 EXPENDITURE REFUNDS APPLIED EMPLOYEES RETIREMENT SYSTEM | 0.00 | 62.50 | |
| TOTAL EXPENDITURES | 62.50 | 172,483.41 | 172,420.91 |

NET CASH BALANCE, AUGUST 31, 1971

103,658.66-

FUND 103 CREDIT INSURANCE FUND

NET CASH BALANCE, SEPTEMBER 1, 1970

297,555.18-

| RECEIPTS: | REFUNDS PAID RECEIPTS | GROSS TOTAL RECEIPTS | |
|---|--------------------------|-------------------------|-------------|
| 221 INSURANCE DEPT LICENSE & REG FEES BOARD OF INSURANCE | 0.00 | 62,000.00- | |
| 626 DEPT TRANS-APPRO & FUND TRANSFERS BOARD OF INSURANCE | 0.00 | 30,000.00- | |
| TOTAL RECEIPTS | 0.00 | 92,000.00- | 92,000.00- |
| TOTAL NET RECEIPTS | | | 92,000.00- |
| TOTAL | | | 389,555.18- |

| EXPENDITURES: | REFUNDS RECEIVED EXPENDITURES | GROSS TOTAL EXPENDITURES | |
|--|----------------------------------|-----------------------------|-----------|
| 059 MISCELLANEOUS CLAIMS MISCELLANEOUS | 0.00 | 500.00 | |
| 096 OPERATING FUND TRANSFERS BOARD OF INSURANCE | 0.00 | 60,000.00 | |
| TOTAL EXPENDITURES | 0.00 | 60,500.00 | 60,500.00 |

NET CASH BALANCE, AUGUST 31, 1971

329,055.18-

FUND 109 ARCHITECTS REGISTRATION FUND

NET CASH BALANCE, SEPTEMBER 1, 1970.

91,227.43-

| RECEIPTS: | | REFUNDS PAID | GROSS TOTAL | |
|---------------|---|------------------|-------------------|--------------------|
| | | RECEIPTS | RECEIPTS | |
| 224 | PROFESSIONAL EXAMINATION & REG FEES BOARD OF ARCHITECTURAL EXAMINERS | 0.00 | 58,365.00- | |
| 565 | WARRANTS VOIDED BY STATUTE OF LIMITATION BOARD OF ARCHITECTURAL EXAMINERS | 0.00 | 65.63- | |
| 620 | UNEXPENDED BALANCES BOARD OF ARCHITECTURAL EXAMINERS | 0.00 | 5,836.50 | |
| 621 | SERVICE CHARGES BOARD OF ARCHITECTURAL EXAMINERS | 0.00 | 421.28 | |
| 999 | EXPENDITURE REFUNDS APPLIED EMPLOYEES RETIREMENT SYSTEM | 0.00 | 92.29- | |
| | TOTAL RECEIPTS | 0.00 | 52,265.14- | 52,265.14- |
| | TOTAL NET RECEIPTS | | | 52,265.14- |
| | TOTAL | | | 143,492.57- |
| EXPENDITURES: | | REFUNDS RECEIVED | GROSS TOTAL | |
| | | EXPENDITURES | EXPENDITURES | |
| 001 | SALARIES AND WAGES BOARD OF ARCHITECTURAL EXAMINERS | 0.00 | 25,421.35 | |
| 005 | EMPLOYEES RETIREMENT MATCHING EMPLOYEES RETIREMENT SYSTEM | 92.29 | 1,061.08 | |
| 007 | O A S I MATCHING DEPARTMENT OF PUBLIC WELFARE | 0.00 | 1,129.64 | |
| 010 | PRINTING AND OFFICE SUPPLIES BOARD OF ARCHITECTURAL EXAMINERS | 0.00 | 8,616.10 | |
| 016 | OTHER SUPPLIES AND MATERIALS BOARD OF ARCHITECTURAL EXAMINERS | 0.00 | 65.11 | |
| 020 | POSTAGE BOARD OF ARCHITECTURAL EXAMINERS | 0.00 | 1,960.00 | |
| 022 | TRANSPORTATION OF THINGS BOARD OF ARCHITECTURAL EXAMINERS | 0.00 | 180.00 | |
| 024 | REPAIRS OTHER CONTRACT BOARD OF ARCHITECTURAL EXAMINERS | 0.00 | 26.58 | |
| 025 | TRAVEL EXPENSE BOARD OF ARCHITECTURAL EXAMINERS | 0.00 | 6,489.36 | |
| 026 | RENTS BOARD OF ARCHITECTURAL EXAMINERS | 0.00 | 3,547.00 | |
| 028 | OTHER OPERATING EXPENSES BOARD OF ARCHITECTURAL EXAMINERS | 0.00 | 1,694.65 | |
| 059 | MISCELLANEOUS CLAIMS MISCELLANEOUS | 0.00 | 65.63 | |
| 060 | EQUIPMENT AND FURNITURE INVENTORY BOARD OF ARCHITECTURAL EXAMINERS | 0.00 | 702.40 | |
| 221 | INTERDEPARTMENTAL TRANSFER-CENTREX PHONE SERV BOARD OF ARCHITECTURAL EXAMINERS | 0.00 | 727.22 | |
| 999 | EXPENDITURE REFUNDS APPLIED EMPLOYEES RETIREMENT SYSTEM | 0.00 | 92.29 | |

FUND 109 ARCHITECTS REGISTRATION FUND

EXPENDITURES:

REFUNDS RECEIVED
EXPENDITURES

GROSS TOTAL
EXPENDITURES

TOTAL EXPENDITURES

92.29

51,773.41

51,686.12

NET CASH BALANCE, AUGUST 31, 1971

91,806.45-

FUND 112 EDUCATION AGENCY OPERATING FUND

NET CASH BALANCE, SEPTEMBER 1, 1970

870,093.67-

| RECEIPTS: | REFUNDS PAID RECEIPTS | GROSS TOTAL RECEIPTS | |
|--|-----------------------|----------------------|---------------|
| 420 MACHINERY AND EQUIPMENT SALES TEXAS EDUCATION AGENCY | 0.00 | 888.24- | |
| 423 PUBLICATION AND ADVERTISING SALES TEXAS EDUCATION AGENCY | 0.00 | 10,823.03- | |
| 426 OTHER SALES TEXAS EDUCATION AGENCY | 0.00 | 5,178.74- | |
| 530 FEDERAL GRANTS TEXAS EDUCATION AGENCY | 0.00 | 35,765.49- | |
| 563 FORFEITURES TEXAS EDUCATION AGENCY | 0.00 | 22.16- | |
| 565 WARRANTS VOIDED BY STATUTE OF LIMITATION TEXAS EDUCATION AGENCY | 0.00 | 103.23- | |
| 625 DEPT TRANS-SALES OF SUPPLIES & SER TEXAS EDUCATION AGENCY | 0.00 | 12,111.21- | |
| 626 DEPT TRANS-APPRO & FUND TRANSFERS TEXAS EDUCATION AGENCY | 0.00 | 423,769.60- | |
| 630 OPERATION FUND TRANSFERS TEXAS EDUCATION AGENCY | 0.00 | 8,613,258.62- | |
| 999 EXPENDITURE REFUNDS APPLIED TEXAS EDUCATION AGENCY | 0.00 | 480.98- | |
| TOTAL RECEIPTS | 0.00 | 9,102,401.30- | 9,102,401.30- |
| TOTAL NET RECEIPTS | | | 9,102,401.30- |
| TOTAL | | | 9,972,494.97- |

| EXPENDITURES: | REFUNDS RECEIVED EXPENDITURES | GROSS TOTAL EXPENDITURES |
|---|-------------------------------|--------------------------|
| 001 SALARIES AND WAGES TEXAS EDUCATION AGENCY | 390.25 | 7,002,283.56 |
| 002 PROFESSIONAL SERVICES AND FEES TEXAS EDUCATION AGENCY | 0.00 | 263,794.98 |
| 007 O A S I MATCHING DEPARTMENT OF PUBLIC WELFARE | 0.00 | 275,433.61 |
| 010 PRINTING AND OFFICE SUPPLIES TEXAS EDUCATION AGENCY | 0.00 | 104,670.94 |
| 011 GASOLINE OIL LUB WASH AND GREASE TEXAS EDUCATION AGENCY | 0.00 | 408.99 |
| 016 OTHER SUPPLIES AND MATERIALS TEXAS EDUCATION AGENCY | 0.00 | 144,971.34 |
| 020 POSTAGE TEXAS EDUCATION AGENCY | 8.19 | 137,048.60 |
| 021 UTILITIES TELEPHONE AND TELEGRAPH TEXAS EDUCATION AGENCY | 39.64 | 25,128.79 |
| 022 TRANSPORTATION OF THINGS TEXAS EDUCATION AGENCY | 0.00 | 6,930.37 |
| 024 REPAIRS OTHER CONTRACT TEXAS EDUCATION AGENCY | 0.00 | 955.16 |

FUND 112 EDUCATION AGENCY OPERATING FUND

| EXPENDITURES: | REFUNDS RECEIVED EXPENDITURES | GROSS TOTAL EXPENDITURES | |
|---|----------------------------------|-----------------------------|--------------|
| 025 TRAVEL EXPENSE TEXAS EDUCATION AGENCY | 0.00 | 668,211.56 | |
| 026 RENTS TEXAS EDUCATION AGENCY | 3.00 | 324,119.85 | |
| 027 SURETY BOND PREMIUMS TEXAS EDUCATION AGENCY | 0.00 | 267.00 | |
| 028 OTHER OPERATING EXPENSES TEXAS EDUCATION AGENCY | 39.90 | 140,746.96 | |
| 060 EQUIPMENT AND FURNITURE INVENTORY TEXAS EDUCATION AGENCY | 0.00 | 63,886.35 | |
| 062 LIBRARY BOOKS TEXAS EDUCATION AGENCY | 0.00 | 7,526.36 | |
| 095 DEPARTMENTAL TRANSFERS-PUR OF SUPP & SERVICES TEXAS EDUCATION AGENCY | 0.00 | 24,630.16 | |
| 221 INTERDEPARTMENTAL TRANSFER-CENTREX PHONE SERV TEXAS EDUCATION AGENCY | 0.00 | 141,705.95 | |
| 999 EXPENDITURE REFUNDS APPLIED TEXAS EDUCATION AGENCY | 0.00 | 480.98 | |
| TOTAL EXPENDITURES | 480.98 | 9,333,201.31 | 9,332,720.33 |
| NET CASH BALANCE, AUGUST 31, 1971 | | | 639,774.64- |

FUND 113 MUTUAL ASSESSMENT FUND

NET CASH BALANCE, SEPTEMBER 1, 1970

0.00

| RECEIPTS: | REFUNDS PAID RECEIPTS | GROSS TOTAL RECEIPTS | |
|--|--------------------------|-------------------------|-----------|
| 310 OTHER FILING OFFICE AND SERVICE FEES BOARD OF INSURANCE | 0.00 | 2,346.00- | |
| 621 SERVICE CHARGES BOARD OF INSURANCE | 0.00 | 90.00 | |
| TOTAL RECEIPTS | 0.00 | 2,256.00- | 2,256.00- |
| TOTAL NET RECEIPTS | | | 2,256.00- |
| TOTAL | | | 2,256.00- |

| EXPENDITURES: | REFUNDS RECEIVED EXPENDITURES | GROSS TOTAL EXPENDITURES | |
|--|----------------------------------|-----------------------------|----------|
| 096 OPERATING FUND TRANSFERS BOARD OF INSURANCE | 0.00 | 2,256.00 | |
| TOTAL EXPENDITURES | 0.00 | 2,256.00 | 2,256.00 |

NET CASH BALANCE, AUGUST 31, 1971

0.00

FUND 114 REAL ESTATE LICENSE FUND

NET CASH BALANCE, SEPTEMBER 1, 1970

216,471.13-

| RECEIPTS: | REFUNDS PAID RECEIPTS | GROSS TOTAL RECEIPTS | |
|--|--------------------------|-------------------------|-------------|
| 226 OTHER LICENSES PERMITS & REG FEES REAL ESTATE COMMISSION | 0.00 | 537,513.00- | |
| 310 OTHER FILING OFFICE AND SERVICE FEES REAL ESTATE COMMISSION | 0.00 | 48,793.00- | |
| 423 PUBLICATION AND ADVERTISING SALES REAL ESTATE COMMISSION | 0.00 | 19,139.49- | |
| 620 UNEXPENDED BALANCES REAL ESTATE COMMISSION | 0.00 | 85,000.00 | |
| 621 SERVICE CHARGES REAL ESTATE COMMISSION | 0.00 | 864.73 | |
| 625 DEPT TRANS-SALES OF SUPPLIES & SER REAL ESTATE COMMISSION | 0.00 | 14.07- | |
| 626 DEPT TRANS-APPRO & FUND TRANSFERS REAL ESTATE COMMISSION | 0.00 | 675.00 | |
| 999 EXPENDITURE REFUNDS APPLIED EMPLOYEES RETIREMENT SYSTEM | 0.00 | 2,150.65- | |
| REAL ESTATE COMMISSION | 0.00 | 20.86- | |
| TOTAL RECEIPTS | 0.00 | 521,091.34- | 521,091.34- |
| TOTAL NET RECEIPTS | | | 521,091.34- |
| TOTAL | | | 737,562.47- |

| EXPENDITURES: | REFUNDS RECEIVED EXPENDITURES | GROSS TOTAL EXPENDITURES |
|---|----------------------------------|-----------------------------|
| 001 SALARIES AND WAGES REAL ESTATE COMMISSION | 0.00 | 307,428.36 |
| 005 EMPLOYEES RETIREMENT MATCHING EMPLOYEES RETIREMENT SYSTEM | 2,150.65 | 14,865.00 |
| 007 O A S I MATCHING DEPARTMENT OF PUBLIC WELFARE | 0.00 | 13,690.87 |
| 010 PRINTING AND OFFICE SUPPLIES REAL ESTATE COMMISSION | 0.00 | 7,626.68 |
| 015 DRUGS AND CHEMICALS FOR MEDICAL & LAB REAL ESTATE COMMISSION | 0.00 | 6.05 |
| 016 OTHER SUPPLIES AND MATERIALS REAL ESTATE COMMISSION | 0.00 | 2,385.47 |
| 020 POSTAGE REAL ESTATE COMMISSION | 0.00 | 17,470.00 |
| 021 UTILITIES TELEPHONE AND TELEGRAPH REAL ESTATE COMMISSION | 20.86 | 4,029.76 |
| 024 REPAIRS OTHER CONTRACT REAL ESTATE COMMISSION | 0.00 | 57.51 |
| 025 TRAVEL EXPENSE REAL ESTATE COMMISSION | 0.00 | 26,312.69 |
| 026 RENTS REAL ESTATE COMMISSION | 0.00 | 13,091.73 |
| 028 OTHER OPERATING EXPENSES REAL ESTATE COMMISSION | 0.00 | 10,525.33 |

FUND 114 REAL ESTATE LICENSE FUND

EXPENDITURES:

| | REFUNDS RECEIVED EXPENDITURES | GROSS TOTAL EXPENDITURES | |
|---|----------------------------------|-----------------------------|-------------------|
| 060 EQUIPMENT AND FURNITURE INVENTORY REAL ESTATE COMMISSION | 0.00 | 2,718.22 | |
| 067 LIBRARY BOOKS REAL ESTATE COMMISSION | 0.00 | 340.10 | |
| 095 DEPARTMENTAL TRANSFERS-PUR OF SUPP & SERVICES REAL ESTATE COMMISSION | 0.00 | 78.25 | |
| 096 OPERATING FUND TRANSFERS REAL ESTATE COMMISSION | 0.00 | 13,000.00 | |
| 221 INTERDEPARTMENTAL TRANSFER-CENTREX PHONE SERV REAL ESTATE COMMISSION | 0.00 | 3,958.09 | |
| 999 EXPENDITURE REFUNDS APPLIED EMPLOYEES RETIREMENT SYSTEM | 0.00 | 2,150.65 | |
| REAL ESTATE COMMISSION | 0.00 | 20.86 | |
| TOTAL EXPENDITURES | 2,171.51 | 439,755.62 | 437,584.11 |
| NET CASH BALANCE, AUGUST 31, 1971 | | | 299,978.36 |

FUND 115 INSURANCE FEE FUND

NET CASH BALANCE, SEPTEMBER 1, 1970

1,570,219.35-

| RECEIPTS: | REFUNDS PAID RECEIPTS | GROSS TOTAL RECEIPTS | |
|--|--------------------------|-------------------------|---------------|
| 310 OTHER FILING OFFICE AND SERVICE FEES BOARD OF INSURANCE | 0.00 | 690,303.86- | |
| 621 SERVICE CHARGES BOARD OF INSURANCE | 0.00 | 18,000.00 | |
| 626 DEPT TRANS-APPRO & FUND TRANSFERS BOARD OF INSURANCE | 0.00 | 110,000.00- | |
| TOTAL RECEIPTS | 0.00 | 782,303.86- | 782,303.86- |
| TOTAL NET RECEIPTS | | | 782,303.86- |
| TOTAL | | | 2,352,523.21- |

| EXPENDITURES: | REFUNDS RECEIVED EXPENDITURES | GROSS TOTAL EXPENDITURES | |
|--|----------------------------------|-----------------------------|------------|
| 096 OPERATING FUND TRANSFERS BOARD OF INSURANCE | 0.00 | 500,000.00 | |
| TOTAL EXPENDITURES | 0.00 | 500,000.00 | 500,000.00 |

NET CASH BALANCE, AUGUST 31, 1971

1,852,523.21-

FUND 117 FEDERAL PUBLIC WELFARE ADMIN FUND

NET CASH BALANCE, SEPTEMBER 1, 1970

41,215,624.02-

| RECEIPTS: | REFUNDS PAID | GROSS TOTAL | |
|--|--------------|----------------------|----------------------|
| | RECEIPTS | RECEIPTS | |
| 310 OTHER FILING OFFICE AND SERVICE FEES DEPARTMENT OF PUBLIC WELFARE | 0.00 | 115,494.87- | |
| 500 INTEREST ON STATE DEPOSITS DEPARTMENT OF PUBLIC WELFARE | 0.00 | 621,783.48- | |
| 530 FEDERAL GRANTS DEPARTMENT OF PUBLIC WELFARE | 0.00 | 442,913,908.57- | |
| 540 OTHER DONATIONS AND GRANTS DEPARTMENT OF PUBLIC WELFARE | 0.00 | 8,035.11- | |
| 565 WARRANTS VOIDED BY STATUTE OF LIMITATION DEPARTMENT OF PUBLIC WELFARE | 0.00 | 39.00- | |
| 626 DEPT TRANS-APPRO & FUND TRANSFERS DEPARTMENT OF PUBLIC WELFARE | 0.00 | 476,044,045.34- | |
| TOTAL RECEIPTS | 0.00 | 32,384,784.31 | 32,384,784.31 |
| TOTAL NET RECEIPTS | | | 32,384,784.31 |
| TOTAL | | | 8,830,839.71- |

| EXPENDITURES: | REFUNDS RECEIVED | GROSS TOTAL | |
|---------------------------|------------------|--------------|-------------|
| | EXPENDITURES | EXPENDITURES | |
| TOTAL EXPENDITURES | 0.00 | 0.00 | 0.00 |

NET CASH BALANCE, AUGUST 31, 1971

8,830,839.71-

FUND 118 FEDERAL PUBLIC LIBRARY SERVICE FUND

NET CASH BALANCE, SEPTEMBER 1, 1970

871,250.61-

| RECEIPTS: | REFUNDS PAID RECEIPTS | GROSS TOTAL RECEIPTS | |
|---|--------------------------|-------------------------|---------------|
| 420 MACHINERY AND EQUIPMENT SALES LIBRARY | 0.00 | 76.63- | |
| 500 INTEREST ON STATE DEPOSITS LIBRARY | 0.00 | 20,588.01- | |
| 530 FEDERAL GRANTS LIBRARY | 0.00 | 1,883,000.00- | |
| 565 WARRANTS VOIDED BY STATUTE OF LIMITATION LIBRARY | 0.00 | 12.47- | |
| 999 EXPENDITURE REFUNDS APPLIED LIBRARY | 0.00 | 99.10- | |
| EMPLOYEES RETIREMENT SYSTEM | 0.00 | 1,756.25- | |
| TOTAL RECEIPTS | 0.00 | 1,905,532.46- | 1,905,532.46- |
| TOTAL NET RECEIPTS | | | 1,905,532.46- |
| TOTAL | | | 2,776,783.07- |

| EXPENDITURES: | REFUNDS RECEIVED EXPENDITURES | GROSS TOTAL EXPENDITURES |
|--|----------------------------------|-----------------------------|
| 001 SALARIES AND WAGES LIBRARY | 0.00 | 317,950.93 |
| 002 PROFESSIONAL SERVICES AND FEES LIBRARY | 0.00 | 7,623.36 |
| 005 EMPLOYEES RETIREMENT MATCHING EMPLOYEES RETIREMENT SYSTEM | 1,756.25 | 15,740.00 |
| 007 O A S I MATCHING DEPARTMENT OF PUBLIC WELFARE | 0.00 | 15,119.79 |
| 010 PRINTING AND OFFICE SUPPLIES LIBRARY | 0.00 | 10,798.78 |
| 016 OTHER SUPPLIES AND MATERIALS LIBRARY | 0.00 | 21,868.56 |
| 021 UTILITIES TELEPHONE AND TELEGRAPH LIBRARY | 12.60 | 34,120.40 |
| 022 TRANSPORTATION OF THINGS LIBRARY | 0.00 | 486.83 |
| 024 REPAIRS OTHER CONTRACT LIBRARY | 0.00 | 218.25 |
| 025 TRAVEL EXPENSE LIBRARY | 0.00 | 22,141.24 |
| 026 RENTS LIBRARY | 0.00 | 11,913.00 |
| 028 OTHER OPERATING EXPENSES LIBRARY | 5.00 | 16,101.09 |
| 045 GRANTS TO COUNTIES LIBRARY | 0.00 | 219,210.00 |
| 046 GRANTS TO CITIES LIBRARY | 0.00 | 1,472,793.00 |
| 060 EQUIPMENT AND FURNITURE INVENTORY LIBRARY | 0.00 | 13,967.42 |

FUND 118 FEDERAL PUBLIC LIBRARY SERVICE FUND

EXPENDITURES:

| | REFUNDS RECEIVED EXPENDITURES | GROSS TOTAL EXPENDITURES | |
|--|----------------------------------|-----------------------------|--------------|
| 062 LIBRARY BOOKS LIBRARY | 81.50 | 79,869.41 | |
| 095 DEPARTMENTAL TRANSFERS-PUR OF SUPP & SERVICES LIBRARY | 0.00 | 12,431.33 | |
| 221 INTERDEPARTMENTAL TRANSFER-CENTREX PHONE SERV LIBRARY | 0.00 | 2,645.19 | |
| 999 EXPENDITURE REFUNDS APPLIED LIBRARY | 0.00 | 99.10 | |
| EMPLOYEES RETIREMENT SYSTEM | 0.00 | 1,756.25 | |
| TOTAL EXPENDITURES | 1,855.35 | 2,276,853.93 | 2,274,998.58 |
| NET CASH BALANCE, AUGUST 31, 1971 | | | 501,784.49- |

FUND 119 FIRE WORKS LICENSE FUND

NET CASH BALANCE, SEPTEMBER 1, 1970

17,371.34-

| RECEIPTS: | REFUNDS PAID RECEIPTS | GROSS TOTAL RECEIPTS | |
|---|--------------------------|-------------------------|-------------------|
| 221 INSURANCE DEPT LICENSE & REG FEES BOARD OF INSURANCE | 0.00 | 27,103.86- | |
| 620 UNEXPENDED BALANCES BOARD OF INSURANCE | 0.00 | 17,371.34 | |
| 626 DEPT TRANS-APPRO & FUND TRANSFERS BOARD OF INSURANCE | 0.00 | 15,000.00- | |
| TOTAL RECEIPTS | 0.00 | 24,732.52- | 24,732.52- |
| TOTAL NET RECEIPTS | | | 24,732.52- |
| TOTAL | | | 42,103.86- |

| EXPENDITURES: | REFUNDS RECEIVED EXPENDITURES | GROSS TOTAL EXPENDITURES | |
|--|----------------------------------|-----------------------------|------------------|
| 096 OPERATING FUND TRANSFERS BOARD OF INSURANCE | 0.00 | 33,000.00 | |
| TOTAL EXPENDITURES | 0.00 | 33,000.00 | 33,000.00 |

NET CASH BALANCE, AUGUST 31, 1971

9,103.86-

FUND 120 OMNIBUS TAX CLEARANCE FUND

NET CASH BALANCE, SEPTEMBER 1, 1970

20,529,723.53-

| RECEIPTS: | REFUNDS PAID RECEIPTS | GROSS TOTAL RECEIPTS |
|---|--------------------------|-------------------------|
| 020 OIL PRODUCTION TAX & PENALTY AND INTEREST COMPTROLLER OF PUBLIC ACCOUNTS | 5,810.70- | 192,479,834.33- |
| 022 NATURAL & CASINGHEAD GAS TAX & PENALTY & INT COMPTROLLER OF PUBLIC ACCOUNTS | 531,876.13- | 109,340,969.57- |
| 024 SULPHUR TAX & PENALTY & INTEREST COMPTROLLER OF PUBLIC ACCOUNTS | 0.00 | 4,290,743.09- |
| 026 OIL AND GAS REGULATION TAX COMPTROLLER OF PUBLIC ACCOUNTS | 53.32- | 2,350,071.86- |
| 040 CEMENT TAX & PENALTY AND INTEREST COMPTROLLER OF PUBLIC ACCOUNTS | 0.00 | 3,361,158.91- |
| 042 UTILITIES TAX & PENALTY AND INTEREST COMPTROLLER OF PUBLIC ACCOUNTS | 0.00 | 20,227,324.11- |
| 044 TELEPHONE COMPANIES TAX & PENALTY & INT COMPTROLLER OF PUBLIC ACCOUNTS | 0.00 | 18,579,311.04- |
| 046 OIL & GAS WELL SERVICING TAX & PENALTY & INT COMPTROLLER OF PUBLIC ACCOUNTS | 0.00 | 859,473.78- |
| 050 EXPRESS COMPANIES TAX & PENALTY & INTEREST COMPTROLLER OF PUBLIC ACCOUNTS | 0.00 | 8,062.31- |
| 052 CARLINE COMPANIES TAX & PENALTY & INTEREST COMPTROLLER OF PUBLIC ACCOUNTS | 237.64- | 45,372.26- |
| 056 ADMISSION TAX & PENALTY AND INTEREST COMPTROLLER OF PUBLIC ACCOUNTS | 1,738.70- | 3,839,206.27- |
| 074 CIGARETTE TAX & PENALTY AND INTEREST COMPTROLLER OF PUBLIC ACCOUNTS | 3,662.99- | 192,321,259.60- |
| 080 LIQUOR TAX ALCOHOLIC BEVERAGE COM | 0.00 | 22,556,494.58- |
| 082 WINE TAX ALCOHOLIC BEVERAGE COM | 0.00 | 1,827,316.46- |
| 084 ALE TAX MALT LIQUOR ALCOHOLIC BEVERAGE COM | 0.00 | 687,328.36- |
| 087 TELEGRAPH TAX & PENALTY AND INTEREST COMPTROLLER OF PUBLIC ACCOUNTS | 0.00 | 80,460.91- |
| 090 BEER TAX ALCOHOLIC BEVERAGE COM | 0.00 | 30,668,786.24- |
| 096 MOTOR VEHICLE TAX COMPTROLLER OF PUBLIC ACCOUNTS | 19,494.40- | 97,588,568.14- |
| 153 STOCK SHARE TRANSFER TAX COMPTROLLER OF PUBLIC ACCOUNTS | 1,571.53- | 161.70- |
| 155 INS COMPANIES OCCUPATION TAX & PENALTY & INT BOARD OF INSURANCE | 0.00 | 59,097,665.57- |
| 172 COIN DEVICE MACHINE TAX & PENALTY COMPTROLLER OF PUBLIC ACCOUNTS | 4,962.00- | 811,875.77- |
| 180 MISC OCCUPATION TAXES PENALTY & INT COMPTROLLER OF PUBLIC ACCOUNTS | 264.50- | 85,068.50- |
| 199 REVENUE REFUNDS APPLIED COMPTROLLER OF PUBLIC ACCOUNTS | 0.00 | 571,413.51- |
| 201 COIN MACHINE BUSINESS LICENSE FEE & PENALTY COMPTROLLER OF PUBLIC ACCOUNTS | 1,495.00- | 357,535.00- |
| 207 CIGARETTE & TOBACCO TAX PERMIT FEES & PENALTY COMPTROLLER OF PUBLIC ACCOUNTS | 246.60- | 296,536.06- |

FUND 120 OMNIBUS TAX CLEARANCE FUND

| RECEIPTS: | REFUNDS PAID RECEIPTS | GROSS TOTAL RECEIPTS | |
|--|----------------------------------|-----------------------------|-----------------|
| 210 LIQUOR PERMIT FEES ALCOHOLIC BEVERAGE COM | 0.00 | 2,328,796.69- | |
| 211 WINE AND BEER PERMIT FEES ALCOHOLIC BEVERAGE COM | 0.00 | 959,666.01- | |
| 565 WARRANTS VOIDED BY STATUTE OF LIMITATION COMPTROLLER OF PUBLIC ACCOUNTS | 0.00 | 26.25- | |
| TOTAL RECEIPTS | 571,413.51- | 765,620,486.88- | 765,049,073.37- |
| TOTAL NET RECEIPTS | | | 765,049,073.37- |
| TOTAL | | | 785,578,796.90- |
| EXPENDITURES: | REFUNDS RECEIVED EXPENDITURES | GROSS TOTAL EXPENDITURES | |
| 006 TEACHERS RETIREMENT MATCHING COMPTROLLER OF PUBLIC ACCOUNTS | 0.00 | 77,846,327.90 | |
| 059 MISCELLANEOUS CLAIMS MISCELLANEOUS | 0.00 | 74,001.01 | |
| 090 ALLOCATIONS FUND 120 COMPTROLLER OF PUBLIC ACCOUNTS | 0.00 | 680,382,562.53 | |
| 199 REVENUE REFUNDS APPLIED COMPTROLLER OF PUBLIC ACCOUNTS | 0.00 | 571,413.51 | |
| TOTAL EXPENDITURES | 0.00 | 758,874,304.95 | 758,874,304.95 |
| NET CASH BALANCE, AUGUST 31, 1971 | | | 26,704,491.95- |

FUND 121 BLIND ASSISTANCE FUND

NET CASH BALANCE, SEPTEMBER 1, 1970

0.00

| RECEIPTS: | REFUNDS PAID RECEIPTS | GROSS TOTAL RECEIPTS | |
|---|--------------------------|-------------------------|------|
| 626 DEPT TRANS-APPRO & FUND TRANSFERS DEPARTMENT OF PUBLIC WELFARE | 0.00 | 1,400,000.00 | |
| 650 UNAPPROPRIATED FROM FUND 120 DEPARTMENT OF PUBLIC WELFARE | 0.00 | 1,400,000.00- | |
| TOTAL RECEIPTS | 0.00 | 0.00 | 0.00 |
| TOTAL NET RECEIPTS | | | 0.00 |
| TOTAL | | | 0.00 |

| EXPENDITURES: | REFUNDS RECEIVED EXPENDITURES | GROSS TOTAL EXPENDITURES | |
|--------------------|----------------------------------|-----------------------------|------|
| TOTAL EXPENDITURES | 0.00 | 0.00 | 0.00 |

NET CASH BALANCE, AUGUST 31, 1971

0.00

FUND 122 CHILDREN ASSISTANCE FUND

NET CASH BALANCE, SEPTEMBER 1, 1970

0.00

RECEIPTS:

626 DEPT TRANS-APPRO & FUND TRANSFERS
 DEPARTMENT OF PUBLIC WELFARE
 650 UNAPPROPRIATED FROM FUND 120
 DEPARTMENT OF PUBLIC WELFARE

REFUNDS PAID
 RECEIPTS

GROSS TOTAL
 RECEIPTS

0.00

21,100,000.00

0.00

21,100,000.00-

TOTAL RECEIPTS

0.00

0.00

0.00

TOTAL NET RECEIPTS

0.00

TOTAL

0.00

EXPENDITURES:

TOTAL EXPENDITURES

REFUNDS RECEIVED
 EXPENDITURES

GROSS TOTAL
 EXPENDITURES

0.00

0.00

0.00

NET CASH BALANCE, AUGUST 31, 1971

0.00

FUND 123 WATER BOARD PLANNING FUND

NET CASH BALANCE, SEPTEMBER 1, 1970

13,477.38-

| RECEIPTS: | REFUNDS PAID RECEIPTS | GROSS TOTAL RECEIPTS | |
|---|-------------------------------|--------------------------|-------------|
| 530 FEDERAL GRANTS | | | |
| WATER DEVELOPMENT BOARD | 0.00 | 112,552.30- | |
| TOTAL RECEIPTS | 0.00 | 112,552.30- | 112,552.30- |
| TOTAL NET RECEIPTS | | | 112,552.30- |
| TOTAL | | | 126,029.68- |
| EXPENDITURES: | REFUNDS RECEIVED EXPENDITURES | GROSS TOTAL EXPENDITURES | |
| 002 PROFESSIONAL SERVICES AND FEES | | | |
| WATER DEVELOPMENT BOARD | 0.00 | 55,458.57 | |
| 026 RENTS | | | |
| WATER DEVELOPMENT BOARD | 0.00 | 19,894.02 | |
| 028 OTHER OPERATING EXPENSES | | | |
| WATER DEVELOPMENT BOARD | 0.00 | 1,119.74 | |
| 095 DEPARTMENTAL TRANSFERS-PUR OF SUPP & SERVICES | | | |
| WATER DEVELOPMENT BOARD | 0.00 | 28,396.35 | |
| TOTAL EXPENDITURES | 0.00 | 104,868.68 | 104,868.68 |

NET CASH BALANCE, AUGUST 31, 1971

21,161.00-

FUND 124 LCL RECORDING AGTS AND SLSTRS LCNS FUND

NET CASH BALANCE, SEPTEMBER 1, 1970

0.00

| RECEIPTS: | REFUNDS PAID RECEIPTS | GROSS TOTAL RECEIPTS | |
|---|--------------------------|-------------------------|-------------|
| 221 INSURANCE DEPT LICENSE & REG FEES BOARD OF INSURANCE | 0.00 | 70,418.61- | |
| 224 PROFESSIONAL EXAMINATION & REG FEES BOARD OF INSURANCE | 0.00 | 18,604.00- | |
| 621 SERVICE CHARGES BOARD OF INSURANCE | 0.00 | 7,500.00 | |
| 626 DEPT TRANS-APPRO & FUND TRANSFERS BOARD OF INSURANCE | 0.00 | 30,000.00- | |
| TOTAL RECEIPTS | 0.00 | 111,522.61- | 111,522.61- |
| TOTAL NET RECEIPTS | | | 111,522.61- |
| TOTAL | | | 111,522.61- |

| EXPENDITURES: | REFUNDS RECEIVED EXPENDITURES | GROSS TOTAL EXPENDITURES | |
|--|----------------------------------|-----------------------------|------------|
| 096 OPERATING FUND TRANSFERS BOARD OF INSURANCE | 0.00 | 103,000.00 | |
| TOTAL EXPENDITURES | 0.00 | 103,000.00 | 103,000.00 |

NET CASH BALANCE, AUGUST 31, 1971

8,522.61-

FUND 127 FEDERAL ECONOMIC OPPORTUNITY FUND

NET CASH BALANCE, SEPTEMBER 1, 1970

12,759.19-

| RECEIPTS: | REFUNDS PAID RECEIPTS | GROSS TOTAL RECEIPTS | |
|---|--------------------------|-------------------------|-------------|
| 199 REVENUE REFUNDS APPLIED GOVERNOR-EXECUTIVE | 0.00 | 856.76- | |
| 500 INTEREST ON STATE DEPOSITS GOVERNOR-EXECUTIVE | 0.00 | 1,270.56- | |
| 530 FEDERAL GRANTS GOVERNOR-EXECUTIVE | 856.76- | 437,568.00- | |
| 999 EXPENDITURE REFUNDS APPLIED GOVERNOR-EXECUTIVE | 0.00 | 7.04- | |
| TOTAL RECEIPTS | 856.76- | 439,702.36- | 438,845.60- |
| TOTAL NET RECEIPTS | | | 438,845.60- |
| TOTAL | | | 451,604.79- |

| EXPENDITURES: | REFUNDS RECEIVED EXPENDITURES | GROSS TOTAL EXPENDITURES |
|---|----------------------------------|-----------------------------|
| 001 SALARIES AND WAGES GOVERNOR-EXECUTIVE | 0.00 | 248,850.23 |
| 002 PROFESSIONAL SERVICES AND FEES GOVERNOR-EXECUTIVE | 0.00 | 60,894.75 |
| 005 EMPLOYEES RETIREMENT MATCHING EMPLOYEES RETIREMENT SYSTEM | 0.00 | 14,575.62 |
| 007 O A S I MATCHING DEPARTMENT OF PUBLIC WELFARE | 0.00 | 13,108.64 |
| 010 PRINTING AND OFFICE SUPPLIES GOVERNOR-EXECUTIVE | 0.00 | 859.43 |
| 016 OTHER SUPPLIES AND MATERIALS GOVERNOR-EXECUTIVE | 0.00 | 1,313.79 |
| 020 POSTAGE GOVERNOR-EXECUTIVE | 0.00 | 1,151.52 |
| 021 UTILITIES TELEPHONE AND TELEGRAPH GOVERNOR-EXECUTIVE | 7.04 | 905.27 |
| 022 TRANSPORTATION OF THINGS GOVERNOR-EXECUTIVE | 0.00 | 231.00 |
| 024 REPAIRS OTHER CONTRACT GOVERNOR-EXECUTIVE | 0.00 | 79.33 |
| 025 TRAVEL EXPENSE GOVERNOR-EXECUTIVE | 0.00 | 31,779.71 |
| 026 RENTS GOVERNOR-EXECUTIVE | 0.00 | 29,558.88 |
| 027 SURETY BOND PREMIUMS GOVERNOR-EXECUTIVE | 0.00 | 63.00 |
| 028 OTHER OPERATING EXPENSES GOVERNOR-EXECUTIVE | 0.00 | 2,730.74 |
| 060 EQUIPMENT AND FURNITURE INVENTORY GOVERNOR-EXECUTIVE | 0.00 | 2,789.97 |
| 095 DEPARTMENTAL TRANSFERS-PUR OF SUPP & SERVICES GOVERNOR-EXECUTIVE | 0.00 | 1,642.64 |

FUND 127 FEDERAL ECONOMIC OPPORTUNITY FUND

| EXPENDITURES: | REFUNDS RECEIVED EXPENDITURES | GROSS TOTAL EXPENDITURES | |
|---|----------------------------------|-----------------------------|------------|
| 199 REVENUE REFUNDS APPLIED GOVERNOR-EXECUTIVE | 0.00 | 856.76 | |
| 221 INTERDEPARTMENTAL TRANSFER-CENTREX PHONE SERV GOVERNOR-EXECUTIVE | 0.00 | 19,814.36 | |
| 999 EXPENDITURE REFUNDS APPLIED GOVERNOR-EXECUTIVE | 0.00 | 7.04 | |
| TOTAL EXPENDITURES | 7.04 | 431,212.68 | 431,205.64 |
| NET CASH BALANCE, AUGUST 31, 1971 | | | 20,399.15- |

FUND 129 HOSPITAL LICENSING FUND

NET CASH BALANCE, SEPTEMBER 1, 1970

17,888.94-

| RECEIPTS: | REFUNDS PAID RECEIPTS | GROSS TOTAL RECEIPTS | |
|--|-----------------------|----------------------|------------|
| 214 HEALTH DEPARTMENT LICENSE FEES DEPARTMENT OF HEALTH | 0.00 | 48,525.00- | |
| 625 DEPT TRANS-SALES OF SUPPLIES & SER DEPARTMENT OF HEALTH | 0.00 | 637.50- | |
| 999 EXPENDITURE REFUNDS APPLIED EMPLOYEES RETIREMENT SYSTEM | 0.00 | 406.36- | |
| TOTAL RECEIPTS | 0.00 | 49,568.86- | 49,568.86- |
| TOTAL NET RECEIPTS | | | 49,568.86- |
| TOTAL | | | 67,457.80- |

| EXPENDITURES: | REFUNDS RECEIVED EXPENDITURES | GROSS TOTAL EXPENDITURES | |
|--|-------------------------------|--------------------------|-----------|
| 001 SALARIES AND WAGES DEPARTMENT OF HEALTH | 0.00 | 46,941.36 | |
| 005 EMPLOYEES RETIREMENT MATCHING EMPLOYEES RETIREMENT SYSTEM | 406.36 | 2,345.00 | |
| 007 O A S I MATCHING DEPARTMENT OF PUBLIC WELFARE | 0.00 | 1,774.94 | |
| 010 PRINTING AND OFFICE SUPPLIES DEPARTMENT OF HEALTH | 0.00 | 201.81 | |
| 016 OTHER SUPPLIES AND MATERIALS DEPARTMENT OF HEALTH | 0.00 | 355.57 | |
| 020 POSTAGE DEPARTMENT OF HEALTH | 0.00 | 700.00 | |
| 021 UTILITIES TELEPHONE AND TELEGRAPH DEPARTMENT OF HEALTH | 0.00 | 1,000.00 | |
| 022 TRANSPORTATION OF THINGS DEPARTMENT OF HEALTH | 0.00 | 10.00 | |
| 025 TRAVEL EXPENSE DEPARTMENT OF HEALTH | 0.00 | 10,232.97 | |
| 028 OTHER OPERATING EXPENSES DEPARTMENT OF HEALTH | 0.00 | 76.97 | |
| 060 EQUIPMENT AND FURNITURE INVENTORY DEPARTMENT OF HEALTH | 0.00 | 52.00 | |
| 062 LIBRARY BOOKS DEPARTMENT OF HEALTH | 0.00 | 37.67 | |
| 999 EXPENDITURE REFUNDS APPLIED EMPLOYEES RETIREMENT SYSTEM | 0.00 | 406.36 | |
| TOTAL EXPENDITURES | 406.36 | 64,134.65 | 63,728.29 |

NET CASH BALANCE, AUGUST 31, 1971

3,729.51-

FUND 131 FEDERAL BLIND ASSISTANCE FUND

NET CASH BALANCE, SEPTEMBER 1, 1970

0.00

RECEIPTS:

REFUNDS PAID
RECEIPTSGROSS TOTAL
RECEIPTS

TOTAL RECEIPTS

0.00

0.00

0.00

TOTAL NET RECEIPTS

0.00

TOTAL

0.00

EXPENDITURES:

REFUNDS RECEIVED
EXPENDITURESGROSS TOTAL
EXPENDITURES

TOTAL EXPENDITURES

0.00

0.00

0.00

NET CASH BALANCE, AUGUST 31, 1971

0.00

FUND 134 FEDERAL OLDER AMERICANS FUND

NET CASH BALANCE, SEPTEMBER 1, 1970

20,159.51-

| RECEIPTS: | REFUNDS PAID RECEIPTS | GROSS TOTAL RECEIPTS | |
|--|--------------------------|-------------------------|-------------|
| 500 INTEREST ON STATE DEPOSITS GOVERNOR-EXECUTIVE | 0.00 | 1,878.86- | |
| 530 FEDERAL GRANTS GOVERNOR-EXECUTIVE | 0.00 | 561,579.83- | |
| 626 DEPT TRANS-APPROX FUND TRANSFERS GOVERNOR-EXECUTIVE | 0.00 | 10,000.00- | |
| 999 EXPENDITURE REFUNDS APPLIED EMPLOYEES RETIREMENT SYSTEM | 0.00 | 88.40- | |
| TOTAL RECEIPTS | 0.00 | 573,547.09- | 573,547.09- |
| TOTAL NET RECEIPTS | | | 573,547.09- |
| TOTAL | | | 593,706.60- |

| EXPENDITURES: | REFUNDS RECEIVED EXPENDITURES | GROSS TOTAL EXPENDITURES |
|---|----------------------------------|-----------------------------|
| 001 SALARIES AND WAGES GOVERNOR-EXECUTIVE | 0.00 | 55,668.01 |
| 005 EMPLOYEES RETIREMENT MATCHING EMPLOYEES RETIREMENT SYSTEM | 88.40 | 2,649.90 |
| 007 O A S I MATCHING DEPARTMENT OF PUBLIC WELFARE | 0.00 | 2,510.51 |
| 010 PRINTING AND OFFICE SUPPLIES GOVERNOR-EXECUTIVE | 0.00 | 2,137.99 |
| 016 OTHER SUPPLIES AND MATERIALS GOVERNOR-EXECUTIVE | 0.00 | 617.60 |
| 020 POSTAGE GOVERNOR-EXECUTIVE | 0.00 | 1,174.87 |
| 022 TRANSPORTATION OF THINGS GOVERNOR-EXECUTIVE | 0.00 | 261.30 |
| 025 TRAVEL EXPENSE GOVERNOR-EXECUTIVE | 0.00 | 9,202.89 |
| 026 RENTS GOVERNOR-EXECUTIVE | 0.00 | 4,011.74 |
| 028 OTHER OPERATING EXPENSES GOVERNOR-EXECUTIVE | 0.00 | 12,827.39 |
| 044 GRANTS-IN-AID VARIOUS GOVERNOR-EXECUTIVE | 0.00 | 342,579.88 |
| 046 GRANTS TO CITIES GOVERNOR-EXECUTIVE | 0.00 | 494.71 |
| 060 EQUIPMENT AND FURNITURE INVENTORY GOVERNOR-EXECUTIVE | 0.00 | 4,355.60 |
| 095 DEPARTMENTAL TRANSFERS-PUR OF SUPP & SERVICES GOVERNOR-EXECUTIVE | 0.00 | 333.29 |
| 221 INTERDEPARTMENTAL TRANSFER-CENTREX PHONE SERV GOVERNOR-EXECUTIVE | 0.00 | 4,845.21 |
| 999 EXPENDITURE REFUNDS APPLIED EMPLOYEES RETIREMENT SYSTEM | 0.00 | 88.40 |

FUND 134 FEDERAL OLDER AMERICANS FUND

EXPENDITURES:

REFUNDS RECEIVED
EXPENDITURES

GROSS TOTAL
EXPENDITURES

TOTAL EXPENDITURES

88.40

443,759.29

443,670.89

NET CASH BALANCE, AUGUST 31, 1971

150,035.71-

FUND 135 FEDERAL MENTAL HEALTH FUND

NET CASH BALANCE, SEPTEMBER 1, 1970

646.64-

| RECEIPTS: | REFUNDS PAID RECEIPTS | GROSS TOTAL RECEIPTS | |
|---|----------------------------------|-----------------------------|--------|
| 500 INTEREST ON STATE DEPOSITS MENTAL HEALTH & MENTAL RETARDATION | | | |
| 626 DEPT TRANS-APPRO & FUND TRANSFERS MENTAL HEALTH & MENTAL RETARDATION | 0.00 | 18.83- | |
| | | 663.79 | |
| TOTAL RECEIPTS | 0.00 | 644.96 | 644.96 |
| TOTAL NET RECEIPTS | | | 644.96 |
| TOTAL | | | 1.68- |
| EXPENDITURES: | REFUNDS RECEIVED EXPENDITURES | GROSS TOTAL EXPENDITURES | |
| TOTAL EXPENDITURES | 0.00 | 0.00 | 0.00 |
| NET CASH BALANCE, AUGUST 31, 1971 | | | 1.68- |

FUND 140 CHIROPRACTIC EXAMINERS FUND

NET CASH BALANCE, SEPTEMBER 1, 1970

13,328.92-

| RECEIPTS: | REFUNDS PAID RECEIPTS | GROSS TOTAL RECEIPTS | |
|--|--------------------------|-------------------------|------------|
| 224 PROFESSIONAL EXAMINATION & REG FEES BOARD OF CHIROPRACTIC EXAMINERS | 0.00 | 26,725.00- | |
| 420 MACHINERY AND EQUIPMENT SALES BOARD OF CHIROPRACTIC EXAMINERS | 0.00 | 276.08- | |
| 563 FORFEITURES BOARD OF CHIROPRACTIC EXAMINERS | 0.00 | 3.15- | |
| 621 SERVICE CHARGES BOARD OF CHIROPRACTIC EXAMINERS | 0.00 | 487.27 | |
| 999 EXPENDITURE REFUNDS APPLIED EMPLOYEES RETIREMENT SYSTEM | 0.00 | 324.56- | |
| TOTAL RECEIPTS | 0.00 | 26,841.52- | 26,841.52- |
| TOTAL NET RECEIPTS | | | 26,841.52- |
| TOTAL | | | 40,170.44- |

| EXPENDITURES: | REFUNDS RECEIVED EXPENDITURES | GROSS TOTAL EXPENDITURES | |
|--|----------------------------------|-----------------------------|-----------|
| 001 SALARIES AND WAGES BOARD OF CHIROPRACTIC EXAMINERS | 0.00 | 16,275.00 | |
| 005 EMPLOYEES RETIREMENT MATCHING EMPLOYEES RETIREMENT SYSTEM | 324.56 | 780.00 | |
| 007 O A S I MATCHING DEPARTMENT OF PUBLIC WELFARE | 0.00 | 751.23 | |
| 010 PRINTING AND OFFICE SUPPLIES BOARD OF CHIROPRACTIC EXAMINERS | 0.00 | 273.64 | |
| 016 OTHER SUPPLIES AND MATERIALS BOARD OF CHIROPRACTIC EXAMINERS | 0.00 | 162.07 | |
| 020 POSTAGE BOARD OF CHIROPRACTIC EXAMINERS | 0.00 | 400.00 | |
| 021 UTILITIES TELEPHONE AND TELEGRAPH BOARD OF CHIROPRACTIC EXAMINERS | 0.00 | 912.42 | |
| 025 TRAVEL EXPENSE BOARD OF CHIROPRACTIC EXAMINERS | 0.00 | 6,446.99 | |
| 026 RENTS BOARD OF CHIROPRACTIC EXAMINERS | 0.00 | 1,801.20 | |
| 027 SURETY BOND PREMIUMS BOARD OF CHIROPRACTIC EXAMINERS | 0.00 | 38.00 | |
| 028 OTHER OPERATING EXPENSES BOARD OF CHIROPRACTIC EXAMINERS | 0.00 | 273.20 | |
| 999 EXPENDITURE REFUNDS APPLIED EMPLOYEES RETIREMENT SYSTEM | 0.00 | 324.56 | |
| TOTAL EXPENDITURES | 324.56 | 28,438.31 | 28,113.75 |

NET CASH BALANCE, AUGUST 31, 1971

12,056.69-

FUND 141 FEDERAL ADULT BLIND FUND

NET CASH BALANCE SEPTEMBER 1, 1970

206,390.87-

| RECEIPTS: | REFUNDS PAID RECEIPTS | GROSS TOTAL RECEIPTS | |
|--|--------------------------|-------------------------|---------------|
| 420 MACHINERY AND EQUIPMENT SALES COMMISSION FOR THE BLIND | 0.00 | 1,284.42- | |
| 500 INTEREST ON STATE DEPOSITS COMMISSION FOR THE BLIND | 0.00 | 8,009.09- | |
| 530 FEDERAL GRANTS COMMISSION FOR THE BLIND | 0.00 | 6,252,674.00- | |
| 565 WARRANTS VOIDED BY STATUTE OF LIMITATION COMMISSION FOR THE BLIND | 0.00 | 478.40- | |
| 621 SERVICE CHARGES COMMISSION FOR THE BLIND | 0.00 | 23,608.00 | |
| 625 DEPT TRANS-SALES OF SUPPLIES & SER COMMISSION FOR THE BLIND | 0.00 | 85,299.60- | |
| 626 DEPT TRANS-APPRO & FUND TRANSFERS COMMISSION FOR THE BLIND | 0.00 | 13,780.56 | |
| 999 EXPENDITURE REFUNDS APPLIED COMMISSION FOR THE BLIND | 0.00 | 15,550.03- | |
| EMPLOYEES RETIREMENT SYSTEM | 0.00 | 718.20- | |
| TOTAL RECEIPTS | 0.00 | 6,326,625.18- | 6,326,625.18- |
| TOTAL NET RECEIPTS | | | 6,326,625.18- |
| TOTAL | | | 6,533,016.05- |

| EXPENDITURES: | REFUNDS RECEIVED EXPENDITURES | GROSS TOTAL EXPENDITURES |
|---|----------------------------------|-----------------------------|
| 001 SALARIES AND WAGES COMMISSION FOR THE BLIND | 1.00 | 1,447,325.41 |
| 002 PROFESSIONAL SERVICES AND FEES COMMISSION FOR THE BLIND | 0.00 | 94,746.83 |
| 005 EMPLOYEES RETIREMENT MATCHING EMPLOYEES RETIREMENT SYSTEM | 718.20 | 71,050.00 |
| 007 O A S I MATCHING DEPARTMENT OF PUBLIC WELFARE | 0.00 | 67,193.29 |
| 010 PRINTING AND OFFICE SUPPLIES COMMISSION FOR THE BLIND | 0.00 | 25,187.30 |
| 011 GASOLINE OIL LUB WASH AND GREASE COMMISSION FOR THE BLIND | 0.00 | 4,071.20 |
| 016 OTHER SUPPLIES AND MATERIALS COMMISSION FOR THE BLIND | 483.25 | 49,462.09 |
| 020 POSTAGE COMMISSION FOR THE BLIND | 78.38 | 23,380.00 |
| 021 UTILITIES TELEPHONE AND TELEGRAPH COMMISSION FOR THE BLIND | 23.70 | 46,600.38 |
| 022 TRANSPORTATION OF THINGS COMMISSION FOR THE BLIND | 0.00 | 2,061.76 |
| 023 REPAIRS TO BUILDINGS CONTRACT COMMISSION FOR THE BLIND | 0.00 | 275.00 |
| 024 REPAIRS OTHER CONTRACT COMMISSION FOR THE BLIND | 0.00 | 1,070.33 |

FUND 141 FEDERAL ADULT BLIND FUND

EXPENDITURES:

| | REFUNDS RECEIVED EXPENDITURES | GROSS TOTAL EXPENDITURES | |
|---|----------------------------------|-----------------------------|--------------|
| 025 TRAVEL EXPENSE COMMISSION FOR THE BLIND | 0.00 | 188,707.79 | |
| 026 RENTS COMMISSION FOR THE BLIND | 0.00 | 148,147.86 | |
| 028 OTHER OPERATING EXPENSES COMMISSION FOR THE BLIND | 0.00 | 72,895.57 | |
| 048 GRANTS TO OTHERS COMMISSION FOR THE BLIND | 14,963.70 | 2,914,118.88 | |
| 060 EQUIPMENT AND FURNITURE INVENTORY COMMISSION FOR THE BLIND | 0.00 | 347,105.41 | |
| 062 LIBRARY BOOKS COMMISSION FOR THE BLIND | 0.00 | 449.00 | |
| 068 BLDG PURCHASED CONST & REMODELED COMMISSION FOR THE BLIND | 0.00 | 631,647.86 | |
| 095 DEPARTMENTAL TRANSFERS-PUR OF SUPP & SERVICES COMMISSION FOR THE BLIND | 0.00 | 156,340.27 | |
| 221 INTERDEPARTMENTAL TRANSFER-CENTREX PHONE SERV COMMISSION FOR THE BLIND | 0.00 | 3,605.97 | |
| 999 EXPENDITURE REFUNDS APPLIED COMMISSION FOR THE BLIND | 0.00 | 15,550.03 | |
| EMPLOYEES RETIREMENT SYSTEM | 0.00 | 718.20 | |
| TOTAL EXPENDITURES | 16,268.23 | 6,311,710.43 | 6,295,442.20 |
| NET CASH BALANCE, AUGUST 31, 1971 | | | 237,573.85- |

FUND 148 FEDERAL HEALTH EDUCATION & WELFARE FUND

NET CASH BALANCE, SEPTEMBER 1, 1970

1,897,989.21-

| RECEIPTS: | REFUNDS PAID RECEIPTS | GROSS TOTAL RECEIPTS | |
|--|--------------------------|-------------------------|----------------|
| 199 REVENUE REFUNDS APPLIED TEXAS EDUCATION AGENCY | 0.00 | 2,805.83- | |
| 310 OTHER FILING OFFICE AND SERVICE FEES TEXAS EDUCATION AGENCY | 0.00 | 885.87- | |
| 500 INTEREST ON STATE DEPOSITS TEXAS EDUCATION AGENCY | 0.00 | 111,356.88- | |
| 530 FEDERAL GRANTS TEXAS EDUCATION AGENCY | 2,805.83- | 118,612,995.51- | |
| 540 OTHER DONATIONS AND GRANTS TEXAS EDUCATION AGENCY | 0.00 | 2,524.42- | |
| 565 WARRANTS VOIDED BY STATUTE OF LIMITATION TEXAS EDUCATION AGENCY | 0.00 | 4,679.84- | |
| 625 DEPT TRANS-SALES OF SUPPLIES & SER TEXAS EDUCATION AGENCY | 0.00 | 51,964.00- | |
| 626 DEPT TRANS-APPRO & FUND TRANSFERS TEXAS EDUCATION AGENCY | 0.00 | 82,979,550.31 | |
| 999 EXPENDITURE REFUNDS APPLIED TEXAS EDUCATION AGENCY | 0.00 | 335,702.50- | |
| TOTAL RECEIPTS | 2,805.83- | 36,143,364.54- | 36,140,558.71- |
| TOTAL NET RECEIPTS | | | 36,140,558.71- |
| TOTAL | | | 38,038,547.92- |

| EXPENDITURES: | REFUNDS RECEIVED EXPENDITURES | GROSS TOTAL EXPENDITURES | |
|---|----------------------------------|-----------------------------|--|
| 002 PROFESSIONAL SERVICES AND FEES TEXAS EDUCATION AGENCY | 0.00 | 1,095,333.83 | |
| 026 RENTS TEXAS EDUCATION AGENCY | 0.00 | 230.00 | |
| 028 OTHER OPERATING EXPENSES TEXAS EDUCATION AGENCY | 0.00 | 78,513.30 | |
| 041 GRANTS ELEMENTARY & SECONDARY SCHOOLS TEXAS EDUCATION AGENCY | 308,476.05 | 15,820,370.78 | |
| 042 GRANTS JUNIOR COLLEGES TEXAS EDUCATION AGENCY | 13,537.71 | 9,114,049.15 | |
| 043 GRANTS SENIOR COLLEGES & UNIVERSITIES TEXAS EDUCATION AGENCY | 13,247.67 | 3,808,350.76 | |
| 044 GRANTS-IN-AID VARIOUS TEXAS EDUCATION AGENCY | 0.00 | 385,266.81 | |
| 048 GRANTS TO OTHERS TEXAS EDUCATION AGENCY | 441.07 | 278,001.13 | |
| 059 MISCELLANEOUS CLAIMS MISCELLANEOUS | 0.00 | 28.00 | |
| 095 DEPARTMENTAL TRANSFERS-PUR OF SUPP & SERVICES TEXAS EDUCATION AGENCY | 0.00 | 329,114.45 | |
| 096 OPERATING FUND TRANSFERS TEXAS EDUCATION AGENCY | 0.00 | 6,058,540.19 | |

FUND 148 FEDERAL HEALTH EDUCATION & WELFARE FUND

EXPENDITURES:

| | REFUNDS RECEIVED EXPENDITURES | GROSS TOTAL EXPENDITURES | |
|---|----------------------------------|-----------------------------|---------------|
| 199 REVENUE REFUNDS APPLIED TEXAS EDUCATION AGENCY | 0.00 | 2,805.83 | |
| 999 EXPENDITURE REFUNDS APPLIED TEXAS EDUCATION AGENCY | 0.00 | 335,702.50 | |
| TOTAL EXPENDITURES | 335,702.50 | 37,306,306.73 | 36,970,604.23 |
| NET CASH BALANCE, AUGUST 31, 1971 | | | 1,067,943.69- |

FUND 149 MEDICAL ASSISTANCE FUND

NET CASH BALANCE, SEPTEMBER 14, 1970

0.00

| RECEIPTS: | REFUNDS PAID RECEIPTS | GROSS TOTAL RECEIPTS | |
|--|-----------------------|----------------------|------|
| 565 WARRANTS VOIDED BY STATUTE OF LIMITATION DEPARTMENT OF PUBLIC WELFARE | 0.00 | 72.95- | |
| 626 DEPT TRANS-APPRO & FUND TRANSFERS DEPARTMENT OF PUBLIC WELFARE | 0.00 | 91,221,074.95 | |
| 650 UNAPPROPRIATED FROM FUND 120 DEPARTMENT OF PUBLIC WELFARE | 0.00 | 91,221,002.00- | |
| TOTAL RECEIPTS | 0.00 | 0.00 | 0.00 |
| TOTAL NET RECEIPTS | | | 0.00 |
| TOTAL | | | 0.00 |

| EXPENDITURES: | REFUNDS RECEIVED EXPENDITURES | GROSS TOTAL EXPENDITURES | |
|--------------------|-------------------------------|--------------------------|------|
| TOTAL EXPENDITURES | 0.00 | 0.00 | 0.00 |

NET CASH BALANCE, AUGUST 31, 1971

0.00

FUND 150 AIRCRAFT FUEL TAX FUND

NET CASH BALANCE, SEPTEMBER 1, 1970

674,678.08-

| RECEIPTS: | REFUNDS PAID RECEIPTS | GROSS TOTAL RECEIPTS | |
|---|-----------------------|----------------------|---------------|
| 310 OTHER FILING OFFICE AND SERVICE FEES AERONAUTIC COMMISSION | 0.00 | 350.00- | |
| 420 MACHINERY AND EQUIPMENT SALES AERONAUTIC COMMISSION | 0.00 | 400.90- | |
| 442 RENTAL EQUIPMENT AERONAUTIC COMMISSION | 0.00 | 1,650.00- | |
| 621 SERVICE CHARGES AERONAUTIC COMMISSION | 0.00 | 30,587.77 | |
| 625 DEPT TRANS-SALES OF SUPPLIES & SER AERONAUTIC COMMISSION | 0.00 | 1,908.50- | |
| 626 DEPT TRANS-APPRO & FUND TRANSFERS AERONAUTIC COMMISSION | 0.00 | 15,100.00 | |
| 662 UNCLAIMED AIRCRAFT FUEL REFUNDS AERONAUTIC COMMISSION | 0.00 | 662,717.44- | |
| 999 EXPENDITURE REFUNDS APPLIED EMPLOYEES RETIREMENT SYSTEM AERONAUTIC COMMISSION | 0.00 0.00 | 158.60- 351.54- | |
| TOTAL RECEIPTS | 0.00 | 621,849.21- | 621,849.21- |
| TOTAL NET RECEIPTS | | | 621,849.21- |
| TOTAL | | | 1,296,527.29- |

| EXPENDITURES: | REFUNDS RECEIVED EXPENDITURES | GROSS TOTAL EXPENDITURES | |
|---|-------------------------------|--------------------------|--|
| 001 SALARIES AND WAGES AERONAUTIC COMMISSION | 0.00 | 162,156.03 | |
| 005 EMPLOYEES RETIREMENT MATCHING EMPLOYEES RETIREMENT SYSTEM | 158.60 | 8,055.00 | |
| 007 O A S I MATCHING DEPARTMENT OF PUBLIC WELFARE | 0.00 | 6,171.26 | |
| 010 PRINTING AND OFFICE SUPPLIES AERONAUTIC COMMISSION | 0.00 | 4,144.27 | |
| 011 GASOLINE OIL LUB WASH AND GREASE AERONAUTIC COMMISSION | 319.75 | 2,661.38 | |
| 014 FEED FOR ANIMALS SEED AND SMALL PLANTS AERONAUTIC COMMISSION | 0.00 | 91.90 | |
| 016 OTHER SUPPLIES AND MATERIALS AERONAUTIC COMMISSION | 0.00 | 3,651.15 | |
| 020 POSTAGE AERONAUTIC COMMISSION | 0.00 | 5,650.00 | |
| 021 UTILITIES TELEPHONE AND TELEGRAPH AERONAUTIC COMMISSION | 0.00 | 53.58 | |
| 022 TRANSPORTATION OF THINGS AERONAUTIC COMMISSION | 0.00 | 1,117.47 | |
| 024 REPAIRS OTHER CONTRACT AERONAUTIC COMMISSION | 0.00 | 2,364.63 | |
| 025 TRAVEL EXPENSE AERONAUTIC COMMISSION | 0.00 | 16,374.85 | |

FUND 150 AIRCRAFT FUEL TAX FUND

EXPENDITURES:

| | REFUNDS RECEIVED EXPENDITURES | GROSS TOTAL EXPENDITURES | |
|--|----------------------------------|-----------------------------|-------------|
| 026 RENTS AERONAUTIC COMMISSION | 0.00 | 5,117.68 | |
| 027 SURETY BOND PREMIUMS AERONAUTIC COMMISSION | 0.00 | 44.00 | |
| 028 OTHER OPERATING EXPENSES AERONAUTIC COMMISSION | 31.79 | 44,292.48 | |
| 043 GRANTS SENIOR COLLEGES & UNIVERSITIES AERONAUTIC COMMISSION | 0.00 | 1,803.02 | |
| 045 GRANTS TO COUNTIES AERONAUTIC COMMISSION | 0.00 | 62,527.68 | |
| 046 GRANTS TO CITIES AERONAUTIC COMMISSION | 0.00 | 418,286.65 | |
| 060 EQUIPMENT AND FURNITURE INVENTORY AERONAUTIC COMMISSION | 0.00 | 8,291.81 | |
| 068 BLDG PURCHASED CONST & REMODELED AERONAUTIC COMMISSION | 0.00 | 642.00 | |
| 095 DEPARTMENTAL TRANSFERS-PUR OF SUPP & SERVICES AERONAUTIC COMMISSION | 0.00 | 1,678.40 | |
| 096 OPERATING FUND TRANSFERS AERONAUTIC COMMISSION | 0.00 | 12,000.00 | |
| 221 INTERDEPARTMENTAL TRANSFER-CENTREX PHONE SERV AERONAUTIC COMMISSION | 0.00 | 6,194.42 | |
| 999 EXPENDITURE REFUNDS APPLIED EMPLOYEES RETIREMENT SYSTEM | 0.00 | 158.60 | |
| AERONAUTIC COMMISSION | 0.00 | 351.54 | |
| TOTAL EXPENDITURES | 510.14 | 773,879.80 | 773,369.66 |
| NET CASH BALANCE, AUGUST 31, 1971 | | | 523,157.63- |

FUND 152 ESCHEAT EXPENSE & REINBURSEMENT FD

NET CASH BALANCE, SEPTEMBER 1, 1970

200,815.15-

| RECEIPTS: | REFUNDS PAID RECEIPTS | GROSS TOTAL RECEIPTS | |
|--|--------------------------|-------------------------|-------------|
| 199 REVENUE REFUNDS APPLIED TREASURER | 0.00 | 5,537.22- | |
| 562 ESCHEATED ESTATES TREASURER | 5,537.22- | 53,344.32- | |
| 999 EXPENDITURE REFUNDS APPLIED EMPLOYEES RETIREMENT SYSTEM | 0.00 | 849.85- | |
| TOTAL RECEIPTS | 5,537.22- | 59,731.39- | 54,194.17- |
| TOTAL NET RECEIPTS | | | 54,194.17- |
| TOTAL | | | 255,009.32- |

| EXPENDITURES: | REFUNDS RECEIVED EXPENDITURES | GROSS TOTAL EXPENDITURES | |
|--|----------------------------------|-----------------------------|-----------|
| 001 SALARIES AND WAGES TREASURER | 0.00 | 42,530.46 | |
| 005 EMPLOYEES RETIREMENT MATCHING EMPLOYEES RETIREMENT SYSTEM | 849.85 | 2,091.00 | |
| 007 O A S I MATCHING DEPARTMENT OF PUBLIC WELFARE | 0.00 | 1,934.78 | |
| 010 PRINTING AND OFFICE SUPPLIES TREASURER | 0.00 | 152.13 | |
| 028 OTHER OPERATING EXPENSES TREASURER | 0.00 | 944.96 | |
| 199 REVENUE REFUNDS APPLIED TREASURER | 0.00 | 5,537.22 | |
| 999 EXPENDITURE REFUNDS APPLIED EMPLOYEES RETIREMENT SYSTEM | 0.00 | 849.85 | |
| TOTAL EXPENDITURES | 849.85 | 54,040.40 | 53,190.55 |

NET CASH BALANCE, AUGUST 31, 1971

201,818.77-

FUND 153 WATER QUALITY FUND

NET CASH BALANCE, SEPTEMBER 1, 1970

432,387.07-

| RECEIPTS: | REFUNDS PAID RECEIPTS | GROSS TOTAL RECEIPTS | |
|---|--------------------------|-------------------------|-------------|
| 423 PUBLICATION AND ADVERTISING SALES WATER QUALITY BOARD | 0.00 | 71.50- | |
| 530 FEDERAL GRANTS WATER QUALITY BOARD | 0.00 | 515,356.21- | |
| 626 DEPT TRANS-APPRO & FUND TRANSFERS WATER QUALITY BOARD | 0.00 | 42,640.00 | |
| 999 EXPENDITURE REFUNDS APPLIED EMPLOYEES RETIREMENT SYSTEM WATER QUALITY BOARD | 0.00 0.00 | 84.00- 3.00- | |
| TOTAL RECEIPTS | 0.00 | 472,874.71- | 472,874.71- |
| TOTAL NET RECEIPTS | | | 472,874.71- |
| TOTAL | | | 905,261.78- |

| EXPENDITURES: | REFUNDS RECEIVED EXPENDITURES | GROSS TOTAL EXPENDITURES |
|--|----------------------------------|-----------------------------|
| 001 SALARIES AND WAGES WATER QUALITY BOARD | 0.00 | 120,997.19 |
| 002 PROFESSIONAL SERVICES AND FEES WATER QUALITY BOARD | 3.00 | 64,283.66 |
| 005 EMPLOYEES RETIREMENT MATCHING EMPLOYEES RETIREMENT SYSTEM | 84.00 | 5,500.00 |
| 007 O A S I MATCHING DEPARTMENT OF PUBLIC WELFARE | 0.00 | 4,227.19 |
| 010 PRINTING AND OFFICE SUPPLIES WATER QUALITY BOARD | 0.00 | 3,185.97 |
| 011 GASOLINE OIL LUB WASH AND GREASE WATER QUALITY BOARD | 0.00 | 253.22 |
| 016 OTHER SUPPLIES AND MATERIALS WATER QUALITY BOARD | 0.00 | 1,549.22 |
| 020 POSTAGE WATER QUALITY BOARD | 0.00 | 3,000.00 |
| 021 UTILITIES TELEPHONE AND TELEGRAPH WATER QUALITY BOARD | 0.00 | 1,998.68 |
| 022 TRANSPORTATION OF THINGS WATER QUALITY BOARD | 0.00 | 250.10 |
| 024 REPAIRS OTHER CONTRACT WATER QUALITY BOARD | 0.00 | 305.76 |
| 025 TRAVEL EXPENSE WATER QUALITY BOARD | 0.00 | 3,658.20 |
| 026 RENTS WATER QUALITY BOARD | 0.00 | 17,213.58 |
| 028 OTHER OPERATING EXPENSES WATER QUALITY BOARD | 0.00 | 21,313.25 |
| 044 GRANTS-IN-AID VARIOUS WATER QUALITY BOARD | 0.00 | 107,609.28 |
| 060 EQUIPMENT AND FURNITURE INVENTORY WATER QUALITY BOARD | 0.00 | 12,328.18 |

FUND 153 WATER QUALITY FUND

EXPENDITURES:

| | REFUNDS RECEIVED EXPENDITURES | GROSS TOTAL EXPENDITURES | |
|--|----------------------------------|-----------------------------|-------------|
| 062 LIBRARY BOOKS WATER QUALITY BOARD | 0.00 | 217.17 | |
| 095 DEPARTMENTAL TRANSFERS-PUR OF SUPP & SERVICES WATER QUALITY BOARD | 0.00 | 100,645.41 | |
| 221 INTERDEPARTMENTAL TRANSFER-CENTREX PHONE SERV WATER QUALITY BOARD | 0.00 | 7,446.74 | |
| 999 EXPENDITURE REFUNDS APPLIED EMPLOYEES RETIREMENT SYSTEM | 0.00 | 84.00 | |
| WATER QUALITY BOARD | 0.00 | 3.00 | |
| TOTAL EXPENDITURES | 87.00 | 476,069.80 | 475,982.80 |
| NET CASH BALANCE, AUGUST 31, 1971 | | | 429,278.98- |

FUND 154 TEXAS A & I SPECIAL MINERAL FUND

| | | | |
|--------------------------------------|------------------|--------------|------------|
| NET CASH BALANCE, SEPTEMBER 1, 1970 | | | 52,359.82- |
| RECEIPTS: | REFUNDS PAID | GROSS TOTAL | |
| 402 OIL AND GAS ROYALTIES | RECEIPTS | RECEIPTS | |
| A & I UNIVERSITY | 0.00 | 9,065.56- | |
| TOTAL RECEIPTS | 0.00 | 9,065.56- | 9,065.56- |
| TOTAL NET RECEIPTS | | | 9,065.56- |
| TOTAL | | | 61,425.38- |
| EXPENDITURES: | REFUNDS RECEIVED | GROSS TOTAL | |
| 023 REPAIRS TO BUILDINGS CONTRACT | EXPENDITURES | EXPENDITURES | |
| A & I UNIVERSITY | 0.00 | 4,505.00 | |
| 068 BLDG PURCHASED CONST & REMODELED | 0.00 | 1,300.00 | |
| A & I UNIVERSITY | 0.00 | 5,805.00 | 5,805.00 |
| TOTAL EXPENDITURES | 0.00 | | |
| NET CASH BALANCE, AUGUST 31, 1971 | | | 55,620.38- |

FUND 155 RAILROAD COMMISSION OPERATING FUND

NET CASH BALANCE, SEPTEMBER 1, 1970

800,175.54-

| RECEIPTS: | REFUNDS PAID RECEIPTS | GROSS TOTAL RECEIPTS | |
|---|-----------------------|----------------------|----------------------|
| 100 GAS UTILITY ADMINISTRATION TAX RAILROAD COMMISSION | 0.00 | 1,897,923.69- | |
| 223 MOTOR CARRIER PERMIT LIC FEES & FINES RAILROAD COMMISSION | 0.00 | 837,132.99- | |
| 226 OTHER LICENSES PERMITS & REG FEES RAILROAD COMMISSION | 0.00 | 192,721.58- | |
| 420 MACHINERY AND EQUIPMENT SALES RAILROAD COMMISSION | 0.00 | 568.94- | |
| 423 PUBLICATION AND ADVERTISING SALES RAILROAD COMMISSION | 0.00 | 20,805.71- | |
| 540 OTHER DONATIONS AND GRANTS RAILROAD COMMISSION | 0.00 | 55,967.03- | |
| 564 INSURANCE AND DAMAGES RAILROAD COMMISSION | 0.00 | 300.73- | |
| 565 WARRANTS VOIDED BY STATUTE OF LIMITATION RAILROAD COMMISSION | 0.00 | 89.06- | |
| 620 UNEXPENDED BALANCES RAILROAD COMMISSION | 0.00 | 1,385,343.74 | |
| 626 DEPT TRANS-APPRO & FUND TRANSFERS RAILROAD COMMISSION | 0.00 | 50,000.00- | |
| 650 UNAPPROPRIATED FROM FUND 120 RAILROAD COMMISSION | 0.00 | 2,345,997.77- | |
| 999 EXPENDITURE REFUNDS APPLIED EMPLOYEES RETIREMENT SYSTEM | 0.00 | 2,074.52- | |
| RAILROAD COMMISSION | 0.00 | 117.54- | |
| TOTAL RECEIPTS | 0.00 | 4,018,355.82- | 4,018,355.82- |
| TOTAL NET RECEIPTS | | | 4,018,355.82- |
| TOTAL | | | 4,818,531.36- |

| EXPENDITURES: | REFUNDS RECEIVED EXPENDITURES | GROSS TOTAL EXPENDITURES | |
|--|-------------------------------|--------------------------|--|
| 001 SALARIES AND WAGES RAILROAD COMMISSION | 0.00 | 3,062,432.67 | |
| 002 PROFESSIONAL SERVICES AND FEES RAILROAD COMMISSION | 0.00 | 920.00 | |
| 005 EMPLOYEES RETIREMENT MATCHING EMPLOYEES RETIREMENT SYSTEM | 2,074.52 | 187,100.00 | |
| 007 O A S I MATCHING DEPARTMENT OF PUBLIC WELFARE | 0.00 | 156,239.88 | |
| 008 WORKMENS COMPENSATION TRANSFER RAILROAD COMMISSION | 0.00 | 397.18 | |
| 010 PRINTING AND OFFICE SUPPLIES RAILROAD COMMISSION | 0.00 | 70,404.88 | |
| 011 GASOLINE OIL LUB WASH AND GREASE RAILROAD COMMISSION | 0.00 | 79,386.53 | |
| 016 OTHER SUPPLIES AND MATERIALS BOARD OF CONTROL | 0.00 | 62.00 | |

FUND 155 RAILROAD COMMISSION OPERATING FUND

EXPENDITURES:

| | REFUNDS RECEIVED EXPENDITURES | GROSS TOTAL EXPENDITURES | |
|---|----------------------------------|-----------------------------|--------------|
| | 0.00 | 42,069.31 | |
| 020 RAILROAD COMMISSION | | | |
| POSTAGE | | | |
| 021 RAILROAD COMMISSION | 0.00 | 81,000.69 | |
| UTILITIES TELEPHONE AND TELEGRAPH | | | |
| RAILROAD COMMISSION | 11.75 | 19,134.00 | |
| 022 TRANSPORTATION OF THINGS | | | |
| RAILROAD COMMISSION | 0.00 | 8,138.41 | |
| 024 REPAIRS OTHER CONTRACT | | | |
| RAILROAD COMMISSION | 22.85 | 30,133.85 | |
| 025 TRAVEL EXPENSE | | | |
| RAILROAD COMMISSION | 0.00 | 68,494.20 | |
| 026 RENTS | | | |
| RAILROAD COMMISSION | 0.00 | 204,867.65 | |
| 027 SURETY BOND PREMIUMS | | | |
| RAILROAD COMMISSION | 0.00 | 331.00 | |
| 028 OTHER OPERATING EXPENSES | | | |
| RAILROAD COMMISSION | 82.94 | 147,225.09 | |
| 060 EQUIPMENT AND FURNITURE INVENTORY | | | |
| RAILROAD COMMISSION | 0.00 | 144,182.43 | |
| 062 LIBRARY BOOKS | | | |
| RAILROAD COMMISSION | 0.00 | 958.47 | |
| 095 DEPARTMENTAL TRANSFERS-PUR OF SUPP & SERVICES | | | |
| RAILROAD COMMISSION | 0.00 | 16,378.47 | |
| 221 INTERDEPARTMENTAL TRANSFER-CENTREX PHONE SERV | | | |
| RAILROAD COMMISSION | 0.00 | 46,062.07 | |
| 999 EXPENDITURE REFUNDS APPLIED | | | |
| EMPLOYEES RETIREMENT SYSTEM | 0.00 | 2,074.52 | |
| RAILROAD COMMISSION | 0.00 | 117.54 | |
| TOTAL EXPENDITURES | 2,192.06 | 4,368,110.84 | 4,365,918.78 |
| NET CASH BALANCE, AUGUST 31, 1971 | | | 452,612.58- |

FUND 156 INDUSTRIAL REVOLVING FUND

NET CASH BALANCE, SEPTEMBER 1, 1970

1,008,189.69-

| RECEIPTS: | REFUNDS PAID RECEIPTS | GROSS TOTAL RECEIPTS | |
|---|--------------------------|-------------------------|---------------|
| 310 OTHER FILING OFFICE AND SERVICE FEES DEPARTMENT OF CORRECTIONS | 0.00 | 28.52- | |
| 420 MACHINERY AND EQUIPMENT SALES DEPARTMENT OF CORRECTIONS | 0.00 | 700.00- | |
| 422 PROCESSED PRODUCTS SALES DEPARTMENT OF CORRECTIONS | 0.00 | 1,308,788.92- | |
| 426 OTHER SALES DEPARTMENT OF CORRECTIONS | 0.00 | 7,434.92- | |
| 565 WARRANTS VOIDED BY STATUTE OF LIMITATION DEPARTMENT OF CORRECTIONS | 0.00 | 402.55- | |
| 625 DEPT TRANS-SALES OF SUPPLIES & SER DEPARTMENT OF CORRECTIONS | 0.00 | 5,236,455.23- | |
| 999 EXPENDITURE REFUNDS APPLIED EMPLOYEES RETIREMENT SYSTEM DEPARTMENT OF CORRECTIONS | 0.00 0.00 | 522.80- 1,423.54- | |
| TOTAL RECEIPTS | 0.00 | 6,555,756.48- | 6,555,756.48- |
| TOTAL NET RECEIPTS | | | 6,555,756.48- |
| TOTAL | | | 7,563,946.17- |

| EXPENDITURES: | REFUNDS RECEIVED EXPENDITURES | GROSS TOTAL EXPENDITURES | |
|--|----------------------------------|-----------------------------|--|
| 001 SALARIES AND WAGES DEPARTMENT OF CORRECTIONS | 0.00 | 568,340.70 | |
| 005 EMPLOYEES RETIREMENT MATCHING EMPLOYEES RETIREMENT SYSTEM | 522.80 | 30,175.00 | |
| 007 O A S I MATCHING DEPARTMENT OF PUBLIC WELFARE | 0.00 | 26,028.93 | |
| 010 PRINTING AND OFFICE SUPPLIES DEPARTMENT OF CORRECTIONS | 0.00 | 22.64 | |
| 011 GASOLINE OIL LUB WASH AND GREASE DEPARTMENT OF CORRECTIONS | 18.19 | 19,780.97 | |
| 016 OTHER SUPPLIES AND MATERIALS DEPARTMENT OF CORRECTIONS | 1,333.63 | 5,095,997.42 | |
| 020 POSTAGE DEPARTMENT OF CORRECTIONS | 0.00 | 8,200.00 | |
| 021 UTILITIES TELEPHONE AND TELEGRAPH DEPARTMENT OF CORRECTIONS | 0.84 | 9,766.08 | |
| 022 TRANSPORTATION OF THINGS DEPARTMENT OF CORRECTIONS | 57.40 | 34,949.31 | |
| 024 REPAIRS OTHER CONTRACT DEPARTMENT OF CORRECTIONS | 0.00 | 39,366.09 | |
| 025 TRAVEL EXPENSE DEPARTMENT OF CORRECTIONS | 0.00 | 35,068.48 | |
| 026 RENTS DEPARTMENT OF CORRECTIONS | 0.00 | 42,761.67 | |
| 028 OTHER OPERATING EXPENSES DEPARTMENT OF CORRECTIONS | 13.48 | 73,359.00 | |

FUND 156 INDUSTRIAL REVOLVING FUND

EXPENDITURES:

| | REFUNDS RECEIVED EXPENDITURES | GROSS TOTAL EXPENDITURES | |
|--|----------------------------------|-----------------------------|--------------|
| 060 EQUIPMENT AND FURNITURE INVENTORY DEPARTMENT OF CORRECTIONS | 0.00 | 465,955.88 | |
| 068 BLDG PURCHASED CONST & REMODELED DEPARTMENT OF CORRECTIONS | 0.00 | 263,080.59 | |
| 999 EXPENDITURE REFUNDS APPLIED EMPLOYEES RETIREMENT SYSTEM | 0.00 | 522.80 | |
| DEPARTMENT OF CORRECTIONS | 0.00 | 1,423.54 | |
| TOTAL EXPENDITURES | 1,946.34 | 6,714,799.10 | 6,712,852.76 |
| NET CASH BALANCE, AUGUST 31, 1971 | | | 851,093.41- |

FUND 157 ALABAMA-COUSHATTA MINERAL FUND

NET CASH BALANCE, SEPTEMBER 1, 1970

4.22-

| RECEIPTS: | REFUNDS PAID RECEIPTS | GROSS TOTAL RECEIPTS | |
|--------------------|--------------------------|-------------------------|-------|
| TOTAL RECEIPTS | 0.00 | 0.00 | 0.00 |
| TOTAL NET RECEIPTS | | | 0.00 |
| TOTAL | | | 4.22- |

EXPENDITURES:

| REFUNDS RECEIVED EXPENDITURES | GROSS TOTAL EXPENDITURES | |
|----------------------------------|-----------------------------|------|
| 0.00 | 0.00 | 0.00 |

TOTAL EXPENDITURES

NET CASH BALANCE, AUGUST 31, 1971

4.22-

FUND 158 WATER RIGHTS ADMINISTRATION FUND

NET CASH BALANCE, SEPTEMBER 1, 1970

3.33-

| RECEIPTS: | REFUNDS PAID RECEIPTS | GROSS TOTAL RECEIPTS | |
|---|--------------------------|-------------------------|------------|
| 226 OTHER LICENSES PERMITS & REG FEES WATER RIGHTS COMMISSION | 0.00 | 64,646.21- | |
| 530 FEDERAL GRANTS WATER RIGHTS COMMISSION | 0.00 | 55.43- | |
| 625 DEPT TRANS-SALES OF SUPPLIES & SER WATER RIGHTS COMMISSION | 0.00 | 74.34- | |
| 626 DEPT TRANS-APPRO & FUND TRANSFERS WATER RIGHTS COMMISSION | 0.00 | 3.33 | |
| TOTAL RECEIPTS | 0.00 | 64,772.65- | 64,772.65- |
| TOTAL NET RECEIPTS | | | 64,772.65- |
| TOTAL | | | 64,775.98- |

| EXPENDITURES: | REFUNDS RECEIVED EXPENDITURES | GROSS TOTAL EXPENDITURES | |
|--|----------------------------------|-----------------------------|-----------|
| 001 SALARIES AND WAGES WATER RIGHTS COMMISSION | 0.00 | 15,712.60 | |
| 005 EMPLOYEES RETIREMENT MATCHING EMPLOYEES RETIREMENT SYSTEM | 0.00 | 802.35 | |
| 007 O A S I MATCHING DEPARTMENT OF PUBLIC WELFARE | 0.00 | 552.23 | |
| 010 PRINTING AND OFFICE SUPPLIES WATER RIGHTS COMMISSION | 0.00 | 53.17 | |
| 016 OTHER SUPPLIES AND MATERIALS WATER RIGHTS COMMISSION | 0.00 | 295.45 | |
| 021 UTILITIES TELEPHONE AND TELEGRAPH WATER RIGHTS COMMISSION | 0.00 | 358.64 | |
| 024 REPAIRS OTHER CONTRACT WATER RIGHTS COMMISSION | 0.00 | 41.95 | |
| 025 TRAVEL EXPENSE WATER RIGHTS COMMISSION | 0.00 | 2,358.47 | |
| 026 RENTS WATER RIGHTS COMMISSION | 0.00 | 755.40 | |
| 028 OTHER OPERATING EXPENSES WATER RIGHTS COMMISSION | 0.00 | 123.39 | |
| 060 EQUIPMENT AND FURNITURE INVENTORY WATER RIGHTS COMMISSION | 0.00 | 62.90 | |
| TOTAL EXPENDITURES | 0.00 | 21,116.55 | 21,116.55 |

NET CASH BALANCE, AUGUST 31, 1971

43,659.43-

FUND 161 CASUALTY INSURANCE FUND

NET CASH BALANCE, SEPTEMBER 1, 1970

139,219.70-

| RECEIPTS: | REFUNDS PAID RECEIPTS | GROSS TOTAL RECEIPTS | |
|---|--------------------------|-------------------------|--------------------|
| 157 INS COMPANIES MAINTENANCE TAX & PENALTY & INT BOARD OF INSURANCE | 0.00 | 154,402.12- | |
| 621 SERVICE CHARGES BOARD OF INSURANCE | 0.00 | 9,400.00 | |
| 626 DEPT TRANS-APPRO & FUND TRANSFERS BOARD OF INSURANCE | 0.00 | 15,000.00- | |
| TOTAL RECEIPTS | 0.00 | 160,002.12- | 160,002.12- |
| TOTAL NET RECEIPTS | | | 160,002.12- |
| TOTAL | | | 299,221.82- |

| EXPENDITURES: | REFUNDS RECEIVED EXPENDITURES | GROSS TOTAL EXPENDITURES | |
|--|----------------------------------|-----------------------------|-------------------|
| 096 OPERATING FUND TRANSFERS BOARD OF INSURANCE | 0.00 | 160,000.00 | |
| TOTAL EXPENDITURES | 0.00 | 160,000.00 | 160,000.00 |

NET CASH BALANCE, AUGUST 31, 1971

139,221.82-

FUND 162 TITLE INSURANCE FUND

NET CASH BALANCE, SEPTEMBER 1, 1970

30,451.53-

| RECEIPTS: | REFUNDS PAID RECEIPTS | GROSS TOTAL RECEIPTS | |
|--|-----------------------|----------------------|-------------------|
| 157 INS COMPANIES MAINTENANCE TAX & PENALTY & INT BOARD OF INSURANCE | 0.00 | 52,537.67- | |
| 621 SERVICE CHARGES BOARD OF INSURANCE | 0.00 | 2,000.00 | |
| 626 DEPT TRANS-APPRO & FUND TRANSFERS BOARD OF INSURANCE | 0.00 | 5,000.00- | |
| TOTAL RECEIPTS | 0.00 | 55,537.67- | 55,537.67- |
| TOTAL NET RECEIPTS | | | 55,537.67- |
| TOTAL | | | 85,989.20- |

| EXPENDITURES: | REFUNDS RECEIVED EXPENDITURES | GROSS TOTAL EXPENDITURES | |
|---|-------------------------------|--------------------------|------------------|
| 096 OPERATING FUND TRANSFERS BOARD OF INSURANCE | 0.00 | 50,000.00 | |
| TOTAL EXPENDITURES | 0.00 | 50,000.00 | 50,000.00 |

NET CASH BALANCE, AUGUST 31, 1971

35,989.20-

FUND 164 CONSERVATORS EXPENSE FUND

NET CASH BALANCE, SEPTEMBER 1, 1970

24,779.37-

| RECEIPTS: | REFUNDS PAID RECEIPTS | GROSS TOTAL RECEIPTS | |
|--|--------------------------|-------------------------|------------|
| 562 ESCHEATED ESTATES TREASURER | 0.00 | 50,575.27- | |
| 999 EXPENDITURE REFUNDS APPLIED EMPLOYEES RETIREMENT SYSTEM | 0.00 | 560.00- | |
| TOTAL RECEIPTS | 0.00 | 51,135.27- | 51,135.27- |
| TOTAL NET RECEIPTS | | | 51,135.27- |
| TOTAL | | | 75,914.64- |

| EXPENDITURES: | REFUNDS RECEIVED EXPENDITURES | GROSS TOTAL EXPENDITURES | |
|--|----------------------------------|-----------------------------|-----------|
| 001 SALARIES AND WAGES TREASURER | 0.00 | 44,395.38 | |
| 005 EMPLOYEES RETIREMENT MATCHING EMPLOYEES RETIREMENT SYSTEM | 560.00 | 1,969.45 | |
| 007 O A S I MATCHING DEPARTMENT OF PUBLIC WELFARE | 0.00 | 2,032.77 | |
| 010 PRINTING AND OFFICE SUPPLIES TREASURER | 0.00 | 1,487.31 | |
| 016 OTHER SUPPLIES AND MATERIALS TREASURER | 0.00 | 197.41 | |
| 020 POSTAGE TREASURER | 0.00 | 700.00 | |
| 024 REPAIRS OTHER CONTRACT TREASURER | 0.00 | 17.13 | |
| 060 EQUIPMENT AND FURNITURE INVENTORY TREASURER | 0.00 | 76.79 | |
| 095 DEPARTMENTAL TRANSFERS-PUR OF SUPP & SERVICES TREASURER | 0.00 | 38.40 | |
| 999 EXPENDITURE REFUNDS APPLIED EMPLOYEES RETIREMENT SYSTEM | 0.00 | 560.00 | |
| TOTAL EXPENDITURES | 560.00 | 51,474.64 | 50,914.64 |

NET CASH BALANCE, AUGUST 31, 1971

25,000.00-

FUND 165 UNEMPLOYMENT COMPENSATION ADMIN FUND

NET CASH BALANCE, SEPTEMBER 1, 1970

1,274,344.38-

| RECEIPTS: | REFUNDS PAID RECEIPTS | GROSS TOTAL RECEIPTS | |
|---|--------------------------|-------------------------|---------------|
| 199 REVENUE REFUNDS APPLIED EMPLOYMENT COMMISSION | 0.00 | 4,431.19- | |
| 402 OIL AND GAS ROYALTIES EMPLOYMENT COMMISSION | 0.00 | 13.84- | |
| 405 BUILDING SALES EMPLOYMENT COMMISSION | 0.00 | 77,210.00- | |
| 441 RENTAL LANDS AND BUILDINGS EMPLOYMENT COMMISSION | 0.00 | 3,600.00- | |
| 551 OTHER PENALTIES EMPLOYMENT COMMISSION | 4,431.19- | 506,079.84- | |
| 565 WARRANTS VOIDED BY STATUTE OF LIMITATION EMPLOYMENT COMMISSION | 0.00 | 26.63- | |
| 621 SERVICE CHARGES EMPLOYMENT COMMISSION | 0.00 | 357,445.28- | |
| TOTAL RECEIPTS | 4,431.19- | 948,806.78- | 944,375.59- |
| TOTAL NET RECEIPTS | | | 944,375.59- |
| TOTAL | | | 2,218,719.97- |

| EXPENDITURES: | REFUNDS RECEIVED EXPENDITURES | GROSS TOTAL EXPENDITURES | |
|--|----------------------------------|-----------------------------|--------------|
| 002 PROFESSIONAL SERVICES AND FEES EMPLOYMENT COMMISSION | 0.00 | 24,180.32 | |
| 016 OTHER SUPPLIES AND MATERIALS EMPLOYMENT COMMISSION | 0.00 | 594.55 | |
| 023 REPAIRS TO BUILDINGS CONTRACT EMPLOYMENT COMMISSION | 0.00 | 124.33 | |
| 024 REPAIRS OTHER CONTRACT EMPLOYMENT COMMISSION | 0.00 | 33.83 | |
| 026 RENTS EMPLOYMENT COMMISSION | 0.00 | 420.00 | |
| 028 OTHER OPERATING EXPENSES EMPLOYMENT COMMISSION | 0.00 | 825.19 | |
| 068 BLOG PURCHASED CONST & REMODELED EMPLOYMENT COMMISSION | 0.00 | 1,370,864.11 | |
| 095 DEPARTMENTAL TRANSFERS-PUR OF SUPP & SERVICES EMPLOYMENT COMMISSION | 0.00 | 14,641.73 | |
| 199 REVENUE REFUNDS APPLIED EMPLOYMENT COMMISSION | 0.00 | 4,431.19 | |
| TOTAL EXPENDITURES | 0.00 | 1,416,115.25 | 1,416,115.25 |

NET CASH BALANCE, AUGUST 31, 1971

802,604.72-

FUND 166 WELFARE ADMINISTRATION OPERATING FUND

NET CASH BALANCE, SEPTEMBER 1, 1970

2,642,248.67-

| RECEIPTS: | REFUNDS PAID RECEIPTS | GROSS TOTAL RECEIPTS | |
|--|-----------------------|-----------------------|-----------------------|
| 199 REVENUE REFUNDS APPLIED | | | |
| DEPARTMENT OF PUBLIC WELFARE | 0.00 | 34.50- | |
| 310 OTHER FILING OFFICE AND SERVICE FEES | | | |
| DEPARTMENT OF PUBLIC WELFARE | 0.00 | 50,659.88- | |
| 420 MACHINERY AND EQUIPMENT SALES | | | |
| DEPARTMENT OF PUBLIC WELFARE | 0.00 | 4,489.60- | |
| 443 OTHER RENTALS LEASES AND EASEMENTS | | | |
| DEPARTMENT OF PUBLIC WELFARE | 0.00 | 2,999.80- | |
| 530 FEDERAL GRANTS | | | |
| DEPARTMENT OF PUBLIC WELFARE | 34.50- | 2,731,703.33- | |
| 540 OTHER DONATIONS AND GRANTS | | | |
| DEPARTMENT OF PUBLIC WELFARE | 0.00 | 696,048.77- | |
| 563 FORFEITURES | | | |
| DEPARTMENT OF PUBLIC WELFARE | 0.00 | 2.63- | |
| 564 INSURANCE AND DAMAGES | | | |
| DEPARTMENT OF PUBLIC WELFARE | 0.00 | 1,319.40- | |
| 565 WARRANTS VOIDED BY STATUTE OF LIMITATION | | | |
| DEPARTMENT OF PUBLIC WELFARE | 0.00 | 480.03- | |
| 570 OTHER MISCELLANEOUS GOVERNMENTAL REVENUE | | | |
| DEPARTMENT OF PUBLIC WELFARE | 0.00 | 476.54- | |
| 620 UNEXPENDED BALANCES | | | |
| DEPARTMENT OF PUBLIC WELFARE | 0.00 | 21,486.34 | |
| 625 DEPT TRANS-SALES OF SUPPLIES & SER | | | |
| DEPARTMENT OF PUBLIC WELFARE | 0.00 | 134,134.08- | |
| 626 DEPT TRANS-APPRO & FUND TRANSFERS | | | |
| DEPARTMENT OF PUBLIC WELFARE | 0.00 | 30,275,825.67- | |
| 630 OPERATION FUND TRANSFERS | | | |
| DEPARTMENT OF PUBLIC WELFARE | 0.00 | 6,678,299.00- | |
| 650 UNAPPROPRIATED FROM FUND 120 | | | |
| DEPARTMENT OF PUBLIC WELFARE | 0.00 | 625,708.00- | |
| 999 EXPENDITURE REFUNDS APPLIED | | | |
| DEPARTMENT OF PUBLIC WELFARE | 0.00 | 24,820.80- | |
| EMPLOYEES RETIREMENT SYSTEM | 0.00 | 13,122.75- | |
| TOTAL RECEIPTS | 34.50- | 41,218,638.44- | 41,218,603.94- |
| TOTAL NET RECEIPTS | | | 41,218,603.94- |
| TOTAL | | | 43,860,852.61- |

| EXPENDITURES: | REFUNDS RECEIVED EXPENDITURES | GROSS TOTAL EXPENDITURES |
|------------------------------------|-------------------------------|--------------------------|
| 001 SALARIES AND WAGES | | |
| DEPARTMENT OF PUBLIC WELFARE | 22,072.87 | 27,626,102.56 |
| 002 PROFESSIONAL SERVICES AND FEES | | |
| DEPARTMENT OF PUBLIC WELFARE | 32.50 | 635,793.14 |
| 005 EMPLOYEES RETIREMENT MATCHING | | |
| EMPLOYEES RETIREMENT SYSTEM | 13,122.75 | 1,382,500.00 |
| 007 O A S I MATCHING | | |
| DEPARTMENT OF PUBLIC WELFARE | 0.00 | 1,316,716.88 |

FUND 166 WELFARE ADMINISTRATION OPERATING FUND

EXPENDITURES:

| | REFUNDS RECEIVED EXPENDITURES | GROSS TOTAL EXPENDITURES | |
|---|----------------------------------|-----------------------------|----------------------|
| 010 PRINTING AND OFFICE SUPPLIES DEPARTMENT OF PUBLIC WELFARE | 0.00 | 5,251.03 | |
| 011 GASOLINE OIL LUB WASH AND GREASE DEPARTMENT OF PUBLIC WELFARE | 0.00 | 2,783.93 | |
| 016 OTHER SUPPLIES AND MATERIALS DEPARTMENT OF PUBLIC WELFARE | 4.25 | 421,555.51 | |
| 020 POSTAGE DEPARTMENT OF PUBLIC WELFARE | 719.51 | 854,111.55 | |
| 021 UTILITIES TELEPHONE AND TELEGRAPH DEPARTMENT OF PUBLIC WELFARE | 893.32 | 350,371.96 | |
| 022 TRANSPORTATION OF THINGS DEPARTMENT OF PUBLIC WELFARE | 3.20 | 25,955.98 | |
| 023 REPAIRS TO BUILDINGS CONTRACT DEPARTMENT OF PUBLIC WELFARE | 0.00 | 218,553.20 | |
| 024 REPAIRS OTHER CONTRACT DEPARTMENT OF PUBLIC WELFARE | 0.00 | 25,609.01 | |
| 025 TRAVEL EXPENSE DEPARTMENT OF PUBLIC WELFARE | 15.45 | 1,184,269.54 | |
| 026 RENTS DEPARTMENT OF PUBLIC WELFARE | 0.00 | 979,417.37 | |
| 027 SURETY BOND PREMIUMS DEPARTMENT OF PUBLIC WELFARE | 0.00 | 18.40 | |
| 028 OTHER OPERATING EXPENSES DEPARTMENT OF PUBLIC WELFARE | 1,072.20 | 3,396,751.19 | |
| 059 MISCELLANEOUS CLAIMS MISCELLANEOUS | 0.00 | 83.00 | |
| 060 EQUIPMENT AND FURNITURE INVENTORY DEPARTMENT OF PUBLIC WELFARE | 0.00 | 224,966.92 | |
| 062 LIBRARY BOOKS DEPARTMENT OF PUBLIC WELFARE | 7.50 | 259.98 | |
| 068 BLDG PURCHASED CONST & REMODELED DEPARTMENT OF PUBLIC WELFARE | 0.00 | 1,308.57 | |
| 095 DEPARTMENTAL TRANSFERS-PUR OF SUPP & SERVICES DEPARTMENT OF PUBLIC WELFARE | 0.00 | 541,325.79 | |
| 199 REVENUE REFUNDS APPLIED DEPARTMENT OF PUBLIC WELFARE | 0.00 | 34.50 | |
| 221 INTERDEPARTMENTAL TRANSFER-CENTREX PHONE SERV DEPARTMENT OF PUBLIC WELFARE | 0.00 | 73,961.32 | |
| 999 EXPENDITURE REFUNDS APPLIED DEPARTMENT OF PUBLIC WELFARE | 0.00 | 24,820.80 | |
| EMPLOYEES RETIREMENT SYSTEM | 0.00 | 13,122.75 | |
| TOTAL EXPENDITURES | 37,943.55 | 39,305,644.88 | 39,267,701.33 |
| NET CASH BALANCE, AUGUST 31, 1971 | | | 4,593,151.28- |

FUND 167 WELFARE ASSISTANCE OPERATING FUND

NET CASH BALANCE, SEPTEMBER 1, 1970

425,110.23-

| RECEIPTS: | REFUNDS PAID RECEIPTS | GROSS TOTAL RECEIPTS | |
|--|--------------------------|-------------------------|-----------------|
| 310 OTHER FILING OFFICE AND SERVICE FEES DEPARTMENT OF PUBLIC WELFARE | 0.00 | 293.17- | |
| 540 OTHER DONATIONS AND GRANTS DEPARTMENT OF PUBLIC WELFARE | 0.00 | 3,172.73- | |
| 565 WARRANTS VOIDED BY STATUTE OF LIMITATION DEPARTMENT OF PUBLIC WELFARE | 0.00 | 78,243.83- | |
| 570 OTHER MISCELLANEOUS GOVERNMENTAL REVENUE DEPARTMENT OF PUBLIC WELFARE | 0.00 | 2,640.00 | |
| 620 UNEXPENDED BALANCES DEPARTMENT OF PUBLIC WELFARE | 0.00 | 6,071.18 | |
| 626 DEPT TRANS-APPRO & FUND TRANSFERS DEPARTMENT OF PUBLIC WELFARE | 0.00 | 344,329,585.01- | |
| 999 EXPENDITURE REFUNDS APPLIED DEPARTMENT OF PUBLIC WELFARE | 0.00 | 5,678,630.58- | |
| TOTAL RECEIPTS | 0.00 | 350,081,214.14- | 350,081,214.14- |
| TOTAL NET RECEIPTS | | | 350,081,214.14- |
| TOTAL | | | 350,506,324.37- |

| EXPENDITURES: | REFUNDS RECEIVED EXPENDITURES | GROSS TOTAL EXPENDITURES | |
|---|----------------------------------|-----------------------------|----------------|
| 030 OLD AGE ASSISTANCE DEPARTMENT OF PUBLIC WELFARE | 1,542.00 | 174,829,499.00 | |
| 032 BLIND ASSISTANCE DEPARTMENT OF PUBLIC WELFARE | .114.00 | 3,802,540.67 | |
| 034 CHILDREN ASSISTANCE DEPARTMENT OF PUBLIC WELFARE | 5,676,207.58 | 129,254,994.71 | |
| 036 DISABLED ASSISTANCE DEPARTMENT OF PUBLIC WELFARE | 767.00 | 19,905,043.00 | |
| 095 DEPARTMENTAL TRANSFERS-PUR OF SUPP & SERVICES DEPARTMENT OF PUBLIC WELFARE | 0.00 | 10,795,418.37 | |
| 999 EXPENDITURE REFUNDS APPLIED DEPARTMENT OF PUBLIC WELFARE | 0.00 | 5,678,630.58 | |
| TOTAL EXPENDITURES | 5,678,630.58 | 344,266,126.33 | 338,587,495.75 |

NET CASH BALANCE, AUGUST 31, 1971

11,918,828.62-

FUND 168 WELFARE ASSISTANCE FUND

NET CASH BALANCE, SEPTEMBER 1, 1970

1,650,372.56-

| RECEIPTS: | REFUNDS PAID RECEIPTS | GROSS TOTAL RECEIPTS | |
|--|--------------------------|-------------------------|-----------------|
| 565 WARRANTS VOIDED BY STATUTE OF LIMITATION DEPARTMENT OF PUBLIC WELFARE | 0.00 | 245.00- | |
| 626 DEPT TRANS-APPRO & FUND TRANSFERS DEPARTMENT OF PUBLIC WELFARE | 0.00 | 271,675,567.72- | |
| 999 EXPENDITURE REFUNDS APPLIED DEPARTMENT OF PUBLIC WELFARE | 0.00 | 6,808,113.31- | |
| TOTAL RECEIPTS | 0.00 | 278,483,926.03- | 278,483,926.03- |
| TOTAL NET RECEIPTS | | | 278,483,926.03- |
| TOTAL | | | 280,134,298.59- |

| EXPENDITURES: | REFUNDS RECEIVED EXPENDITURES | GROSS TOTAL EXPENDITURES | |
|---|----------------------------------|-----------------------------|----------------|
| 028 OTHER OPERATING EXPENSES DEPARTMENT OF PUBLIC WELFARE | 191.52 | 541,590.44 | |
| 034 CHILDREN ASSISTANCE DEPARTMENT OF PUBLIC WELFARE | 0.00 | 582,206.09 | |
| 035 MEDICAL CARE-OTHER DEPARTMENT OF PUBLIC WELFARE | 6,807,921.79 | 135,866,474.11 | |
| 037 MEDICAL CARE HOSPITAL DEPARTMENT OF PUBLIC WELFARE | 0.00 | 143,142,279.95 | |
| 059 MISCELLANEOUS CLAIMS MISCELLANEOUS | 0.00 | 1,748.00 | |
| 999 EXPENDITURE REFUNDS APPLIED DEPARTMENT OF PUBLIC WELFARE | 0.00 | 6,808,113.31 | |
| TOTAL EXPENDITURES | 6,808,113.31 | 286,942,411.90 | 280,134,298.59 |

NET CASH BALANCE, AUGUST 31, 1971

0.00

FUND 169 FEDERAL VETERANS EDUCATION FUND

NET CASH BALANCE, SEPTEMBER 1, 1970

51,352.02-

| | REFUNDS PAID RECEIPTS | GROSS TOTAL RECEIPTS | |
|---|--------------------------|-------------------------|------------|
| RECEIPTS: | | | |
| 500 INTEREST ON STATE DEPOSITS TEXAS EDUCATION AGENCY | 0.00 | 852.62- | |
| 530 FEDERAL GRANTS TEXAS EDUCATION AGENCY | 0.00 | 251,318.02- | |
| 626 DEPT TRANS-APPRO & FUND TRANSFERS TEXAS EDUCATION AGENCY | 0.00 | 278,416.87 | |
| TOTAL RECEIPTS | 0.00 | 26,246.23 | 26,246.23 |
| TOTAL NET RECEIPTS | | | 26,246.23 |
| TOTAL | | | 25,105.79- |

EXPENDITURES:

| | REFUNDS RECEIVED EXPENDITURES | GROSS TOTAL EXPENDITURES | |
|--------------------|----------------------------------|-----------------------------|------|
| TOTAL EXPENDITURES | 0.00 | 0.00 | 0.00 |

NET CASH BALANCE, AUGUST 31, 1971

25,105.79-

FUND 171 FEDERAL SCHOOL LUNCH FUND

NET CASH BALANCE, SEPTEMBER 1, 1970

55,212.07-

| RECEIPTS: | REFUNDS PAID RECEIPTS | GROSS TOTAL RECEIPTS | |
|--|--------------------------|-------------------------|----------------|
| 500 INTEREST ON STATE DEPOSITS TEXAS EDUCATION AGENCY | 0.00 | 15,635.06- | |
| 530 FEDERAL GRANTS TEXAS EDUCATION AGENCY | 0.00 | 36,990,027.55- | |
| 565 WARRANTS VOIDED BY STATUTE OF LIMITATION TEXAS EDUCATION AGENCY | 0.00 | 349.45- | |
| 626 DEPT TRANS-APPRO & FUND TRANSFERS TEXAS EDUCATION AGENCY | 0.00 | 109,157.39 | |
| 999 EXPENDITURE REFUNDS APPLIED TEXAS EDUCATION AGENCY | 0.00 | 23,545.12- | |
| TOTAL RECEIPTS | 0.00 | 36,920,399.79- | 36,920,399.79- |
| TOTAL NET RECEIPTS | | | 36,920,399.79- |
| TOTAL | | | 36,975,611.86- |

| EXPENDITURES: | REFUNDS RECEIVED EXPENDITURES | GROSS TOTAL EXPENDITURES | |
|---|----------------------------------|-----------------------------|---------------|
| 041 GRANTS ELEMENTARY & SECONDARY SCHOOLS TEXAS EDUCATION AGENCY | 23,545.12 | 36,889,942.69 | |
| 999 EXPENDITURE REFUNDS APPLIED TEXAS EDUCATION AGENCY | 0.00 | 23,545.12 | |
| TOTAL EXPENDITURES | 23,545.12 | 36,913,487.81 | 36,889,942.69 |

NET CASH BALANCE, AUGUST 31, 1971

85,669.17-

FUND 180 BURIAL ASSOCIATION RATE FUND

NET CASH BALANCE, SEPTEMBER 1, 1970

19,115.70-

| RECEIPTS: | REFUNDS PAID RECEIPTS | GROSS TOTAL RECEIPTS | |
|---|--------------------------|-------------------------|------------|
| 157 INS COMPANIES MAINTENANCE TAX & PENALTY & INT BOARD OF INSURANCE | 0.00 | 1,103.02- | |
| 621 SERVICE CHARGES BOARD OF INSURANCE | 0.00 | 300.00 | |
| 626 DEPT TRANS-APPRO & FUND TRANSFERS BOARD OF INSURANCE | 0.00 | 2,000.00- | |
| TOTAL RECEIPTS | 0.00 | 2,803.02- | 2,803.02- |
| TOTAL NET RECEIPTS | | | 2,803.02- |
| TOTAL | | | 21,918.72- |

| EXPENDITURES: | REFUNDS RECEIVED EXPENDITURES | GROSS TOTAL EXPENDITURES | |
|--|----------------------------------|-----------------------------|----------|
| 096 OPERATING FUND TRANSFERS BOARD OF INSURANCE | 0.00 | 3,000.00 | |
| TOTAL EXPENDITURES | 0.00 | 3,000.00 | 3,000.00 |

NET CASH BALANCE, AUGUST 31, 1971

18,918.72-

FUND 185 A & M UNIV WORKMENS COMP INS FUND

NET CASH BALANCE, SEPTEMBER 1, 1970

107.05-

| RECEIPTS: | REFUNDS PAID RECEIPTS | GROSS TOTAL RECEIPTS | |
|--|--------------------------|-------------------------|-----------|
| 565 WARRANTS VOIDED BY STATUTE OF LIMITATION A & M UNIV SYSTEM ADMINISTRATION | 0.00 | 237.50- | |
| 570 OTHER MISCELLANEOUS GOVERNMENTAL REVENUE A & M UNIV SYSTEM ADMINISTRATION | 0.00 | 111.00- | |
| 999 EXPENDITURE REFUNDS APPLIED A & M UNIV SYSTEM ADMINISTRATION | 0.00 | 1,972.55- | |
| TOTAL RECEIPTS | 0.00 | 2,321.05- | 2,321.05- |
| TOTAL NET RECEIPTS | | | 2,321.05- |
| TOTAL | | | 2,428.10- |

| EXPENDITURES: | REFUNDS RECEIVED EXPENDITURES | GROSS TOTAL EXPENDITURES | |
|--|----------------------------------|-----------------------------|----------|
| 001 SALARIES AND WAGES A & M UNIV SYSTEM ADMINISTRATION | 0.00 | 1,288.00 | |
| 002 PROFESSIONAL SERVICES AND FEES A & M UNIV SYSTEM ADMINISTRATION | 1,972.55 | 924.62 | |
| 007 O A S I MATCHING DEPARTMENT OF PUBLIC WELFARE | 0.00 | 104.48 | |
| 059 MISCELLANEOUS CLAIMS MISCELLANEOUS | 0.00 | 111.00 | |
| 999 EXPENDITURE REFUNDS APPLIED A & M UNIV SYSTEM ADMINISTRATION | 0.00 | 1,972.55 | |
| TOTAL EXPENDITURES | 1,972.55 | 4,400.65 | 2,428.10 |

NET CASH BALANCE, AUGUST 31, 1971

0.00

FUND 186 COLLEGE BUILDING FUND 1948-1957

NET CASH BALANCE, SEPTEMBER 1, 1970

0.00

| | REFUNDS PAID RECEIPTS | GROSS TOTAL RECEIPTS | |
|---|--------------------------|-------------------------|------|
| RECEIPTS: | | | |
| 001 AD VALOREM TAX COMPTROLLER OF PUBLIC ACCOUNTS | 0.00 | 11,255.86- | |
| 500 INTEREST ON STATE DEPOSITS COMPTROLLER OF PUBLIC ACCOUNTS | 0.00 | 162.16- | |
| 626 DEPT TRANS-APPRO & FUND TRANSFERS COMPTROLLER OF PUBLIC ACCOUNTS | 0.00 | 11,418.02 | |
| TOTAL RECEIPTS | 0.00 | 0.00 | 0.00 |
| TOTAL NET RECEIPTS | | | 0.00 |
| TOTAL | | | 0.00 |
| TOTAL EXPENDITURES | 0.00 | 0.00 | 0.00 |

NET CASH BALANCE, AUGUST 31, 1971

0.00

FUND 189 FARM TO MARKET ROAD FUND

NET CASH BALANCE, SEPTEMBER 1, 1970

0.00

| RECEIPTS: | REFUNDS PAID RECEIPTS | GROSS TOTAL RECEIPTS | |
|---|-----------------------|----------------------|------|
| 626 DEPT TRANS-APPRO & FUND TRANSFERS HIGHWAY DEPARTMENT | 0.00 | 15,000,000.00 | |
| 650 UNAPPROPRIATED FROM FUND 120 HIGHWAY DEPARTMENT | 0.00 | 15,000,000.00 | |
| TOTAL RECEIPTS | 0.00 | 0.00 | 0.00 |
| TOTAL NET RECEIPTS | | | 0.00 |
| TOTAL | | | 0.00 |
| TOTAL EXPENDITURES | 0.00 | 0.00 | 0.00 |

NET CASH BALANCE, AUGUST 31, 1971

0.00

DEPARTMENT OF TRANSPORTATION
 STATE OF TEXAS
 HIGHWAY DEPARTMENT
 FUND 189 FARM TO MARKET ROAD FUND
 STATEMENT OF RECEIPTS AND EXPENDITURES
 FOR THE MONTH OF SEPTEMBER 1970

FUND 190 VETERANS LAND FUND DIVISION A

NET CASH BALANCE, SEPTEMBER 1, 1970

43,403.63-

| RECEIPTS: | REFUNDS PAID RECEIPTS | GROSS TOTAL RECEIPTS | |
|---|-----------------------|----------------------|----------------------|
| 500 INTEREST ON STATE DEPOSITS VETERANS LAND BOARD | 0.00 | 1,622.25- | |
| 510 INTEREST ON INVESTMENTS VETERANS LAND BOARD | 0.00 | 491,946.28- | |
| 515 INTEREST ON LAND SALES VETERANS LAND BOARD | 0.00 | 232,341.42- | |
| 570 OTHER MISCELLANEOUS GOVERNMENTAL REVENUE VETERANS LAND BOARD | 0.00 | 54,309.94- | |
| 607 SALE / REDEMP OF INV; U S GOV SECURITIES VETERANS LAND BOARD | 0.00 | 1,848,000.00- | |
| 617 REPAYMENT OF PRINCIPAL-VETERANS LAND NOTES VETERANS LAND BOARD | 0.00 | 656,718.60- | |
| 626 DEPT TRANS-APPRO & FUND TRANSFERS VETERANS LAND BOARD | 0.00 | 965,000.00 | |
| 627 AMORTIZATION PREMIUMS & DISCOUNT-PURCHASED VETERANS LAND BOARD | 0.00 | 59,606.88- | |
| TOTAL RECEIPTS | 0.00 | 2,379,545.37- | 2,379,545.37- |
| TOTAL NET RECEIPTS | | | 2,379,545.37- |
| TOTAL | | | 2,422,949.00- |

| EXPENDITURES: | REFUNDS RECEIVED EXPENDITURES | GROSS TOTAL EXPENDITURES | |
|--|-------------------------------|--------------------------|---------------------|
| 050 PRINCIPAL ON STATE BONDS VETERANS LAND BOARD | 0.00 | 1,025,000.00 | |
| 055 INTEREST ON STATE BONDS VETERANS LAND BOARD | 0.00 | 213,227.50 | |
| 072 PURCHASE OF U S GOVERNMENT SECURITIES VETERANS LAND BOARD | 0.00 | 1,100,000.00 | |
| 080 ACCRUED INTEREST ON INVESTMENTS VETERANS LAND BOARD | 0.00 | 464.09 | |
| 083 DISCOUNTS ON INVESTMENTS VETERANS LAND BOARD | 0.00 | 59,180.07 | |
| TOTAL EXPENDITURES | 0.00 | 2,397,871.66 | 2,397,871.66 |

NET CASH BALANCE, AUGUST 31, 1971

25,077.34-

FUND 193 FOUNDATION SCHOOL FUND

NET CASH BALANCE, SEPTEMBER 1, 1970

0.00

| RECEIPTS: | REFUNDS PAID RECEIPTS | GROSS TOTAL RECEIPTS | |
|---|--------------------------|-------------------------|------------------------|
| 626 DEPT TRANS-APPRO & FUND TRANSFERS TEXAS EDUCATION AGENCY | 0.00 | 36,195.34 | |
| 650 UNAPPROPRIATED FROM FUND 120 TEXAS EDUCATION AGENCY | 0.00 | 125,317,485.87- | |
| TOTAL RECEIPTS | 0.00 | 125,281,290.53- | 125,281,290.53- |
| TOTAL NET RECEIPTS | | | 125,281,290.53- |
| TOTAL | | | 125,281,290.53- |

| EXPENDITURES: | REFUNDS RECEIVED EXPENDITURES | GROSS TOTAL EXPENDITURES | |
|--|----------------------------------|-----------------------------|-----------------------|
| 002 PROFESSIONAL SERVICES AND FEES TEXAS EDUCATION AGENCY | 0.00 | 126,787.83 | |
| 040 SCHOOL APPORTIONMENT TEXAS EDUCATION AGENCY | 0.00 | 123,179,709.53 | |
| 096 OPERATING FUND TRANSFERS TEXAS EDUCATION AGENCY | 0.00 | 1,945,365.00 | |
| TOTAL EXPENDITURES | 0.00 | 125,251,862.36 | 125,251,862.36 |

NET CASH BALANCE, AUGUST 31, 1971

29,428.17-

FUND 194 TARLETON COLLEGE BUILDING FUND

NET CASH BALANCE, SEPTEMBER 1, 1970

285.21-

RECEIPTS:

| | REFUNDS PAID RECEIPTS | GROSS TOTAL RECEIPTS | |
|---|--------------------------|-------------------------|---------|
| 500 INTEREST ON STATE DEPOSITS TARLETON COLLEGE | 0.00 | 7.83- | |
| 626 DEPT TRANS-APPRO & FUND TRANSFERS TARLETON COLLEGE | 0.00 | 653.23- | |
| TOTAL RECEIPTS | 0.00 | 661.06- | 661.06- |
| TOTAL NET RECEIPTS | | | 661.06- |
| TOTAL | | | 946.27- |

EXPENDITURES:

| | REFUNDS RECEIVED EXPENDITURES | GROSS TOTAL EXPENDITURES | |
|--------------------|----------------------------------|-----------------------------|------|
| TOTAL EXPENDITURES | 0.00 | 0.00 | 0.00 |

NET CASH BALANCE, AUGUST 31, 1971

946.27-

FUND 195 UT AT ARLINGTON BUILDING FUND

NET CASH BALANCE, SEPTEMBER 1, 1970

301.60-

| RECEIPTS: | REFUNDS PAID RECEIPTS | GROSS TOTAL RECEIPTS | |
|--|--------------------------|-------------------------|-----------|
| 500 INTEREST ON STATE DEPOSITS U OF T AT ARLINGTON | 0.00 | 8.50- | |
| 626 DEPT TRANS-APPRO & FUND TRANSFERS U OF T AT ARLINGTON | 0.00 | 704.52- | |
| TOTAL RECEIPTS | 0.00 | 713.02- | 713.02- |
| TOTAL NET RECEIPTS | | | 713.02- |
| TOTAL | | | 1,014.62- |

| EXPENDITURES: | REFUNDS RECEIVED EXPENDITURES | GROSS TOTAL EXPENDITURES | |
|---|----------------------------------|-----------------------------|---------|
| 068 BLDG PURCHASED CONST & REMODELED U OF T AT ARLINGTON | 0.00 | 309.32 | |
| TOTAL EXPENDITURES | 0.00 | 309.32 | 309.32 |
| NET CASH BALANCE, AUGUST 31, 1971 | | | 705.30- |

FUND 196 TEXAS WOMANS UNIVERSITY BUILDING FUND

NET CASH BALANCE, SEPTEMBER 1, 1970

1,572.78-

| RECEIPTS: | REFUNDS PAID RECEIPTS | GROSS TOTAL RECEIPTS | |
|--|--------------------------|-------------------------|------------------|
| 500 INTEREST ON STATE DEPOSITS TEXAS WOMANS UNIVERSITY | 0.00 | 29.62- | |
| 626 DEPT TRANS-APPRO & FUND TRANSFERS TEXAS WOMANS UNIVERSITY | 0.00 | 1,316.49- | |
| TOTAL RECEIPTS | 0.00 | 1,346.11- | 1,346.11- |
| TOTAL NET RECEIPTS | | | 1,346.11- |
| TOTAL | | | 2,918.89- |

| EXPENDITURES: | REFUNDS RECEIVED EXPENDITURES | GROSS TOTAL EXPENDITURES | |
|---|----------------------------------|-----------------------------|---------------|
| 068 BLDG PURCHASED CONST & REMODELED TEXAS WOMANS UNIVERSITY | 0.00 | 585.99 | |
| TOTAL EXPENDITURES | 0.00 | 585.99 | 585.99 |

NET CASH BALANCE, AUGUST 31, 1971

2,332.90-

FUND 197 A & I UNIVERSITY BUILDING FUND

NET CASH BALANCE, SEPTEMBER 1, 1970

233.43-

| RECEIPTS: | REFUNDS PAID RECEIPTS | GROSS TOTAL RECEIPTS | |
|---|--------------------------|-------------------------|---------|
| 500 INTEREST ON STATE DEPOSITS A & I UNIVERSITY | 0.00 | 1.19- | |
| 626 DEPT TRANS-APPRO & FUND TRANSFERS A & I UNIVERSITY | 0.00 | 542.99- | |
| TOTAL RECEIPTS | 0.00 | 544.18- | 544.18- |
| TOTAL NET RECEIPTS | | | 544.18- |
| TOTAL | | | 777.61- |

| EXPENDITURES: | REFUNDS RECEIVED EXPENDITURES | GROSS TOTAL EXPENDITURES | |
|--|----------------------------------|-----------------------------|--------|
| 068 BLDG PURCHASED CONST & REMODELED A & I UNIVERSITY | 0.00 | 233.43 | |
| TOTAL EXPENDITURES | 0.00 | 233.43 | 233.43 |

NET CASH BALANCE, AUGUST 31, 1971

544.18-

FUND 198 UT AT EL PASO BUILDING FUND

NET CASH BALANCE, SEPTEMBER 1, 1970

945.43-

| | REFUNDS PAID RECEIPTS | GROSS TOTAL RECEIPTS | |
|--|--------------------------|-------------------------|-----------|
| RECEIPTS: | | | |
| 500 INTEREST ON STATE DEPOSITS U OF T AT EL PASO | 0.00 | 27.07- | |
| 626 DEPT TRANS-APPRO & FUND TRANSFERS U OF T AT EL PASO | 0.00 | 538.86- | |
| TOTAL RECEIPTS | 0.00 | 565.93- | 565.93- |
| TOTAL NET RECEIPTS | | | 565.93- |
| TOTAL | | | 1,511.36- |
| TOTAL EXPENDITURES | 0.00 | 0.00 | 0.00 |
| NET CASH BALANCE, AUGUST 31, 1971 | | | 1,511.36- |

FUND 199 TEXAS TECH UNIV BLDG. FUND.

NET CASH BALANCE, SEPTEMBER 1, 1970

815.37-

| | REFUNDS PAID RECEIPTS | GROSS TOTAL RECEIPTS | |
|---|--------------------------|-------------------------|-----------|
| RECEIPTS: | | | |
| 500 INTEREST ON STATE DEPOSITS TEXAS TECHNOLOGICAL UNIV | 0.00 | 5.16- | |
| 626 DEPT TRANS-APPRO & FUND TRANSFERS TEXAS TECHNOLOGICAL UNIV | 0.00 | 1,889.54- | |
| TOTAL RECEIPTS | 0.00 | 1,894.70- | 1,894.70- |
| TOTAL NET RECEIPTS | | | 1,894.70- |
| TOTAL | | | 2,710.07- |

| | REFUNDS RECEIVED EXPENDITURES | GROSS TOTAL EXPENDITURES | |
|--|----------------------------------|-----------------------------|--------|
| EXPENDITURES: | | | |
| 068 BLDG PURCHASED CONST & REMODELED TEXAS TECHNOLOGICAL UNIV | 0.00 | 815.37 | |
| TOTAL EXPENDITURES | 0.00 | 815.37 | 815.37 |

NET CASH BALANCE, AUGUST 31, 1971

1,894.70-

FUND 200 EAST TEXAS UNIV BUILDING FUND

NET CASH BALANCE, SEPTEMBER 1, 1970

1,615.64-

| RECEIPTS: | REFUNDS PAID RECEIPTS | GROSS TOTAL RECEIPTS | |
|--|--------------------------|-------------------------|-----------|
| 500 INTEREST ON STATE DEPOSITS EAST TEXAS STATE UNIV | 0.00 | 13.74- | |
| 626 DEPT TRANS-APPRO & FUND TRANSFERS EAST TEXAS STATE UNIV | 0.00 | 925.61- | |
| TOTAL RECEIPTS | 0.00 | 939.35- | 939.35- |
| TOTAL NET RECEIPTS | | | 939.35- |
| TOTAL | | | 2,554.99- |

EXPENDITURES:

| EXPENDITURES: | REFUNDS RECEIVED EXPENDITURES | GROSS TOTAL EXPENDITURES | |
|---|----------------------------------|-----------------------------|----------|
| 068 BLDG PURCHASED CONST & REMODELED EAST TEXAS STATE UNIV | 0.00 | 1,618.32 | |
| TOTAL EXPENDITURES | 0.00 | 1,618.32 | 1,618.32 |

NET CASH BALANCE, AUGUST 31, 1971

936.67-

FUND 201 NORTH TEXAS STATE UNIVERSITY BUILDING FUND

NET CASH BALANCE, SEPTEMBER 1, 1970

615.63-

| RECEIPTS: | REFUNDS PAID RECEIPTS | GROSS TOTAL RECEIPTS | |
|---|--------------------------|-------------------------|-----------|
| 500 INTEREST ON STATE DEPOSITS NORTH TEXAS STATE UNIVERSITY | 0.00 | 0.60- | |
| 626 DEPT TRANS-APPRO & FUND TRANSFERS NORTH TEXAS STATE UNIVERSITY | 0.00 | 1,443.83- | |
| TOTAL RECEIPTS | 0.00 | 1,444.43- | 1,444.43- |
| TOTAL NET RECEIPTS | | | 1,444.43- |
| TOTAL | | | 2,060.06- |

| EXPENDITURES: | REFUNDS RECEIVED EXPENDITURES | GROSS TOTAL EXPENDITURES | |
|--|----------------------------------|-----------------------------|--------|
| 068 BLDG PURCHASED CONST & REMODELED NORTH TEXAS STATE UNIVERSITY | 0.00 | 615.63 | |
| TOTAL EXPENDITURES | 0.00 | 615.63 | 615.63 |

NET CASH BALANCE, AUGUST 31, 1971

1,444.43-

FUND 202 SAM HOUSTON STATE UNIV BLDG FUND

NET CASH BALANCE, SEPTEMBER 1, 1970

6,290.10-

| | REFUNDS PAID RECEIPTS | GROSS TOTAL RECEIPTS | |
|---|--------------------------|-------------------------|-----------|
| RECEIPTS: | | | |
| 500 INTEREST ON STATE DEPOSITS SAM HOUSTON STATE UNIV | 0.00 | 182.11- | |
| 626 DEPT TRANS-APPRO & FUND TRANSFERS SAM HOUSTON STATE UNIV | 0.00 | 633.78- | |
| TOTAL RECEIPTS | 0.00 | 815.89- | 815.89- |
| TOTAL NET RECEIPTS | | | 815.89- |
| TOTAL | | | 7,105.99- |
| TOTAL EXPENDITURES | 0.00 | 0.00 | 0.00 |
| NET CASH BALANCE, AUGUST 31, 1971 | | | 7,105.99- |

FUND 203 SOUTHWEST TEXAS UNIV BUILDING FUND

NET CASH BALANCE, SEPTEMBER 1, 1970

327.02-

| RECEIPTS: | REFUNDS PAID RECEIPTS | GROSS TOTAL RECEIPTS | |
|---|--------------------------|-------------------------|-----------|
| 500 INTEREST ON STATE DEPOSITS SOUTHWEST TEXAS STATE UNIV | 0.00 | 6.11- | |
| 626 DEPT TRANS-APPRO & FUND TRANSFERS SOUTHWEST TEXAS STATE UNIV | 0.00 | 774.68- | |
| TOTAL RECEIPTS | 0.00 | 780.79- | 780.79- |
| TOTAL NET RECEIPTS | | | 780.79- |
| TOTAL | | | 1,107.81- |

| EXPENDITURES: | REFUNDS RECEIVED EXPENDITURES | GROSS TOTAL EXPENDITURES | |
|--|----------------------------------|-----------------------------|--------|
| 068 BLDG PURCHASED CONST & REMODELED SOUTHWEST TEXAS STATE UNIV | 0.00 | 331.31 | |
| TOTAL EXPENDITURES | 0.00 | 331.31 | 331.31 |

NET CASH BALANCE, AUGUST 31, 1971

776.50-

FUND 204 STEPHEN F AUSTIN UNIV BUILDING FUND

NET CASH BALANCE, SEPTEMBER 1, 1970

19,508.20-

| RECEIPTS: | REFUNDS PAID RECEIPTS | GROSS TOTAL RECEIPTS | |
|--|--------------------------|-------------------------|------------|
| 500 INTEREST ON STATE DEPOSITS S F AUSTIN STATE UNIV | 0.00 | 565.83- | |
| 626 DEPT TRANS-APPRO & FUND TRANSFERS S F AUSTIN STATE UNIV | 0.00 | 519.99- | |
| TOTAL RECEIPTS | 0.00 | 1,085.82- | 1,085.82- |
| TOTAL NET RECEIPTS | | | 1,085.82- |
| TOTAL | | | 20,594.02- |
| TOTAL EXPENDITURES | 0.00 | 0.00 | 0.00 |
| NET CASH BALANCE, AUGUST 31, 1971 | | | 20,594.02- |

FUND 205 SUL ROSS UNIV BUILDING FUND

NET CASH BALANCE, SEPTEMBER 1, 1970

1,371.72-

RECEIPTS:

500 INTEREST ON STATE DEPOSITS
SUL ROSS STATE UNIV

REFUNDS PAID
RECEIPTS

GROSS TOTAL
RECEIPTS

626 DEPT TRANS-APPRO & FUND TRANSFERS
SUL ROSS STATE UNIV

0.00

39.70-

TOTAL RECEIPTS

0.00

245.85-

TOTAL NET RECEIPTS

0.00

285.55-

285.55-

TOTAL

1,657.27-

TOTAL EXPENDITURES

0.00

0.00

0.00

NET CASH BALANCE, AUGUST 31, 1971

1,657.27-

FUND 206 WEST TEXAS STATE UNIVERSITY BUILDING FUND

NET CASH BALANCE, SEPTEMBER 1, 1970

263.24-

| RECEIPTS: | REFUNDS PAID RECEIPTS | GROSS TOTAL RECEIPTS | |
|--|--------------------------|-------------------------|----------------|
| 500 INTEREST ON STATE DEPOSITS WEST TEXAS STATE UNIVERSITY | 0.00 | 6.65- | |
| 626 DEPT TRANS-APPRO & FUND TRANSFERS WEST TEXAS STATE UNIVERSITY | 0.00 | 618.45- | |
| TOTAL RECEIPTS | 0.00 | 625.10- | 625.10- |
| TOTAL NET RECEIPTS | | | 625.10- |
| TOTAL | | | 888.34- |

| EXPENDITURES: | REFUNDS RECEIVED EXPENDITURES | GROSS TOTAL EXPENDITURES | |
|---|----------------------------------|-----------------------------|---------------|
| 068 BLDG PURCHASED CONST & REMODELED WEST TEXAS STATE UNIVERSITY | 0.00 | 268.74 | |
| TOTAL EXPENDITURES | 0.00 | 268.74 | 268.74 |

NET CASH BALANCE, AUGUST 31, 1971

619.60-

FUND 207 PRAIRIE VIEW A & M COLLEGE BUILDING FUND

NET CASH BALANCE, SEPTEMBER 1, 1970

258.21-

| RECEIPTS: | REFUNDS PAID RECEIPTS | GROSS TOTAL RECEIPTS | |
|---|--------------------------|-------------------------|---------|
| 500 INTEREST ON STATE DEPOSITS PRAIRIE VIEW A & M COLLEGE | 0.00 | 0.22- | |
| 626 DEPT TRANS-APPRO & FUND TRANSFERS PRAIRIE VIEW A & M COLLEGE | 0.00 | 610.20- | |
| TOTAL RECEIPTS | 0.00 | 610.42- | 610.42- |
| TOTAL NET RECEIPTS | | | 610.42- |
| TOTAL | | | 868.63- |

| EXPENDITURES: | REFUNDS RECEIVED EXPENDITURES | GROSS TOTAL EXPENDITURES | |
|--|----------------------------------|-----------------------------|--------|
| 068 BLDG PURCHASED CONST & REMODELED PRAIRIE VIEW A & M COLLEGE | 0.00 | 258.21 | |
| TOTAL EXPENDITURES | 0.00 | 258.21 | 258.21 |

NET CASH BALANCE, AUGUST 31, 1971

610.42-

FUND 211 UNIV OF TEXAS INTEREST & SINKING FUND

NET CASH BALANCE, SEPTEMBER 1, 1970

0.00

| RECEIPTS: | REFUNDS PAID RECEIPTS | GROSS TOTAL RECEIPTS | |
|--|--------------------------|-------------------------|---------------|
| 500 INTEREST ON STATE DEPOSITS UNIVERSITY OF TEXAS AT AUSTIN | 0.00 | 9,122.20- | |
| 626 DEPT TRANS-APPRO & FUND TRANSFERS UNIVERSITY OF TEXAS AT AUSTIN | 0.00 | 6,790,997.80- | |
| TOTAL RECEIPTS | 0.00 | 6,800,120.00- | 6,800,120.00- |
| TOTAL NET RECEIPTS | | | 6,800,120.00- |
| TOTAL | | | 6,800,120.00- |

| EXPENDITURES: | REFUNDS RECEIVED EXPENDITURES | GROSS TOTAL EXPENDITURES | |
|---|----------------------------------|-----------------------------|--------------|
| 050 PRINCIPAL ON STATE BONDS UNIVERSITY OF TEXAS AT AUSTIN | 0.00 | 3,865,000.00 | |
| 055 INTEREST ON STATE BONDS UNIVERSITY OF TEXAS AT AUSTIN | 0.00 | 2,935,120.00 | |
| TOTAL EXPENDITURES | 0.00 | 6,800,120.00 | 6,800,120.00 |

NET CASH BALANCE, AUGUST 31, 1971

0.00

FUND 212 A & M MAIN UNIV INTEREST & SINKING FUND

NET CASH BALANCE, SEPTEMBER 1, 1970

0.00

| RECEIPTS: | REFUNDS PAID RECEIPTS | GROSS TOTAL RECEIPTS | |
|---|--------------------------|-------------------------|---------------|
| 500 INTEREST ON STATE DEPOSITS A & M UNIVERSITY MAIN UNIVERSITY | 0.00 | 1,307.64- | |
| 626 DEPT TRANS-APPRO & FUND TRANSFERS A & M UNIVERSITY MAIN UNIVERSITY | 0.00 | 3,516,268.77- | |
| TOTAL RECEIPTS | 0.00 | 3,517,576.41- | 3,517,576.41- |
| TOTAL NET RECEIPTS | | | 3,517,576.41- |
| TOTAL | | | 3,517,576.41- |

| EXPENDITURES: | REFUNDS RECEIVED EXPENDITURES | GROSS TOTAL EXPENDITURES | |
|--|----------------------------------|-----------------------------|--------------|
| 002 PROFESSIONAL SERVICES AND FEES A & M UNIVERSITY MAIN UNIVERSITY | 0.00 | 398.91 | |
| 050 PRINCIPAL ON STATE BONDS A & M UNIVERSITY MAIN UNIVERSITY | 0.00 | 2,050,000.00 | |
| 055 INTEREST ON STATE BONDS A & M UNIVERSITY MAIN UNIVERSITY | 0.00 | 1,467,177.50 | |
| TOTAL EXPENDITURES | 0.00 | 3,517,576.41 | 3,517,576.41 |

NET CASH BALANCE, AUGUST 31, 1971

0.00

FUND 219 FEDERAL HIGHER EDUCATION FUND

NET CASH BALANCE, SEPTEMBER 1, 1970

478,653.25-

| RECEIPTS: | REFUNDS PAID RECEIPTS | GROSS TOTAL RECEIPTS | |
|--|--------------------------|-------------------------|-------------|
| 500 INTEREST ON STATE DEPOSITS COORDINATING BOARD COLLEGE & UNIV SYSTEM | 0.00 | 16,610.98- | |
| 530 FEDERAL GRANTS COORDINATING BOARD COLLEGE & UNIV SYSTEM | 0.00 | 447,920.00- | |
| TOTAL RECEIPTS | 0.00 | 464,530.98- | 464,530.98- |
| TOTAL NET RECEIPTS | | | 464,530.98- |
| TOTAL | | | 943,184.23- |

| EXPENDITURES: | REFUNDS RECEIVED EXPENDITURES | GROSS TOTAL EXPENDITURES | |
|---|----------------------------------|-----------------------------|------------|
| 001 SALARIES AND WAGES COORDINATING BOARD COLLEGE & UNIV SYSTEM | 0.00 | 51,481.98 | |
| 002 PROFESSIONAL SERVICES AND FEES COORDINATING BOARD COLLEGE & UNIV SYSTEM | 0.00 | 1,868.00 | |
| 007 O A S I MATCHING DEPARTMENT OF PUBLIC WELFARE | 0.00 | 2,050.32 | |
| 010 PRINTING AND OFFICE SUPPLIES COORDINATING BOARD COLLEGE & UNIV SYSTEM | 0.00 | 1,209.51 | |
| 016 OTHER SUPPLIES AND MATERIALS COORDINATING BOARD COLLEGE & UNIV SYSTEM | 0.00 | 9.24 | |
| 020 POSTAGE COORDINATING BOARD COLLEGE & UNIV SYSTEM | 0.00 | 500.00 | |
| 025 TRAVEL EXPENSE COORDINATING BOARD COLLEGE & UNIV SYSTEM | 0.00 | 7,049.60 | |
| 026 RENTS COORDINATING BOARD COLLEGE & UNIV SYSTEM | 0.00 | 45.00 | |
| 028 OTHER OPERATING EXPENSES COORDINATING BOARD COLLEGE & UNIV SYSTEM | 0.00 | 237,875.19 | |
| 042 GRANTS JUNIOR COLLEGES COORDINATING BOARD COLLEGE & UNIV SYSTEM | 0.00 | 21,172.00 | |
| 043 GRANTS SENIOR COLLEGES & UNIVERSITIES COORDINATING BOARD COLLEGE & UNIV SYSTEM | 0.00 | 11,176.60 | |
| 060 EQUIPMENT AND FURNITURE INVENTORY COORDINATING BOARD COLLEGE & UNIV SYSTEM | 0.00 | 1,382.03 | |
| 095 DEPARTMENTAL TRANSFERS-PUR OF SUPP & SERVICES COORDINATING BOARD COLLEGE & UNIV SYSTEM | 0.00 | 15.35 | |
| 221 INTERDEPARTMENTAL TRANSFER-CENTREX PHONE SERV COORDINATING BOARD COLLEGE & UNIV SYSTEM | 0.00 | 714.32 | |
| TOTAL EXPENDITURES | 0.00 | 336,549.14 | 336,549.14 |

NET CASH BALANCE, AUGUST 31, 1971

606,635.09-

FUND 220 BASIC SCIENCE EXAMINATION FUND

NET CASH BALANCE, SEPTEMBER 1, 1970

128,286.47-

| RECEIPTS: | REFUNDS PAID RECEIPTS | GROSS TOTAL RECEIPTS | |
|--|--------------------------|-------------------------|-------------|
| 224 PROFESSIONAL EXAMINATION & REG FEES BOARD OF EXAMINERS IN BASIC SCIENCE | 0.00 | 56,395.00- | |
| 621 SERVICE CHARGES BOARD OF EXAMINERS IN BASIC SCIENCE | 0.00 | 6,868.01 | |
| 999 EXPENDITURE REFUNDS APPLIED EMPLOYEES RETIREMENT SYSTEM | 0.00 | 574.15- | |
| TOTAL RECEIPTS | 0.00 | 50,101.14- | 50,101.14- |
| TOTAL NET RECEIPTS | | | 50,101.14- |
| TOTAL | | | 178,387.61- |

| EXPENDITURES: | REFUNDS RECEIVED EXPENDITURES | GROSS TOTAL EXPENDITURES | |
|--|----------------------------------|-----------------------------|-----------|
| 001 SALARIES AND WAGES BOARD OF EXAMINERS IN BASIC SCIENCE | 0.00 | 28,993.67 | |
| 005 EMPLOYEES RETIREMENT MATCHING EMPLOYEES RETIREMENT SYSTEM | 574.15 | 1,179.60 | |
| 007 O A S I MATCHING DEPARTMENT OF PUBLIC WELFARE | 0.00 | 1,147.20 | |
| 010 PRINTING AND OFFICE SUPPLIES BOARD OF EXAMINERS IN BASIC SCIENCE | 0.00 | 561.54 | |
| 016 OTHER SUPPLIES AND MATERIALS BOARD OF EXAMINERS IN BASIC SCIENCE | 0.00 | 99.58 | |
| 020 POSTAGE BOARD OF EXAMINERS IN BASIC SCIENCE | 0.00 | 581.00 | |
| 022 TRANSPORTATION OF THINGS BOARD OF EXAMINERS IN BASIC SCIENCE | 0.00 | 30.75 | |
| 024 REPAIRS OTHER CONTRACT BOARD OF EXAMINERS IN BASIC SCIENCE | 0.00 | 13.40 | |
| 025 TRAVEL EXPENSE BOARD OF EXAMINERS IN BASIC SCIENCE | 0.00 | 3,170.50 | |
| 026 RENTY BOARD OF EXAMINERS IN BASIC SCIENCE | 0.00 | 561.00 | |
| 028 OTHER OPERATING EXPENSES BOARD OF EXAMINERS IN BASIC SCIENCE | 0.00 | 278.45 | |
| 221 INTERDEPARTMENTAL TRANSFER-CENTREX PHONE SERV BOARD OF EXAMINERS IN BASIC SCIENCE | 0.00 | 704.38 | |
| 999 EXPENDITURE REFUNDS APPLIED EMPLOYEES RETIREMENT SYSTEM | 0.00 | 574.15 | |
| TOTAL EXPENDITURES | 574.15 | 37,895.22 | 37,321.07 |

NET CASH BALANCE, AUGUST 31, 1971

141,066.54-

FUND 221 FED CIVIL DEFENSE & DISASTER RELIEF FUND

NET CASH BALANCE, SEPTEMBER 1, 1970

41,815.87-

| RECEIPTS: | REFUNDS PAID RECEIPTS | GROSS TOTAL RECEIPTS | |
|---|--------------------------|-------------------------|--------------------|
| 199 REVENUE REFUNDS APPLIED DEPARTMENT OF PUBLIC SAFETY | 0.00 | 490.20- | |
| 500 INTEREST ON STATE DEPOSITS DEPARTMENT OF PUBLIC SAFETY | 0.00 | 1,552.01- | |
| 530 FEDERAL GRANTS DEPARTMENT OF PUBLIC SAFETY | 490.20- | 525,013.00- | |
| TOTAL RECEIPTS | 490.20- | 527,055.21- | 526,565.01- |
| TOTAL NET RECEIPTS | | | 526,565.01- |
| TOTAL | | | 568,380.88- |

| EXPENDITURES: | REFUNDS RECEIVED EXPENDITURES | GROSS TOTAL EXPENDITURES | |
|--|----------------------------------|-----------------------------|-------------------|
| 045 GRANTS TO COUNTIES DEPARTMENT OF PUBLIC SAFETY | 0.00 | 63,019.70 | |
| 046 GRANTS TO CITIES DEPARTMENT OF PUBLIC SAFETY | 0.00 | 296,429.67 | |
| 095 DEPARTMENTAL TRANSFERS-PUR OF SUPP & SERVICES DEPARTMENT OF PUBLIC SAFETY | 0.00 | 201,970.75 | |
| 199 REVENUE REFUNDS APPLIED DEPARTMENT OF PUBLIC SAFETY | 0.00 | 490.20 | |
| TOTAL EXPENDITURES | 0.00 | 561,910.32 | 561,910.32 |

NET CASH BALANCE, AUGUST 31, 1971

6,470.56-

FUND 222 DEPT PUBLIC SAFETY FEDERAL FUND

NET CASH BALANCE, SEPTEMBER 1, 1970

166,649.70-

| RECEIPTS: | REFUNDS PAID RECEIPTS | GROSS TOTAL RECEIPTS | |
|---|--------------------------|-------------------------|---------------|
| 500 INTEREST ON STATE DEPOSITS DEPARTMENT OF PUBLIC SAFETY | 0.00 | 7,878.21- | |
| 530 FEDERAL GRANTS DEPARTMENT OF PUBLIC SAFETY | 0.00 | 44,767.63- | |
| 625 DEPT TRANS-SALES OF SUPPLIES & SER DEPARTMENT OF PUBLIC SAFETY | 0.00 | 1,006,328.45- | |
| 999 EXPENDITURE REFUNDS APPLIED EMPLOYEES RETIREMENT SYSTEM | 0.00 | 66.62- | |
| TOTAL RECEIPTS | 0.00 | 1,059,040.91- | 1,059,040.91- |
| TOTAL NET RECEIPTS | | | 1,059,040.91- |
| TOTAL | | | 1,225,690.61- |

| EXPENDITURES: | REFUNDS RECEIVED EXPENDITURES | GROSS TOTAL EXPENDITURES |
|---|----------------------------------|-----------------------------|
| 001 SALARIES AND WAGES DEPARTMENT OF PUBLIC SAFETY | 0.00 | 249,077.63 |
| 002 PROFESSIONAL SERVICES AND FEES DEPARTMENT OF PUBLIC SAFETY | 0.00 | 77,250.00 |
| 005 EMPLOYEES RETIREMENT MATCHING EMPLOYEES RETIREMENT SYSTEM | 66.62 | 12,550.00 |
| 007 O A S I MATCHING | | |
| 010 DEPARTMENT OF PUBLIC WELFARE PRINTING AND OFFICE SUPPLIES DEPARTMENT OF PUBLIC SAFETY | 0.00 | 11,024.82 |
| 016 OTHER SUPPLIES AND MATERIALS DEPARTMENT OF PUBLIC SAFETY | 0.00 | 2,473.65 |
| 020 POSTAGE DEPARTMENT OF PUBLIC SAFETY | 0.00 | 6,888.44 |
| 021 UTILITIES TELEPHONE AND TELEGRAPH DEPARTMENT OF PUBLIC SAFETY | 0.00 | 6.30 |
| 024 REPAIRS OTHER CONTRACT DEPARTMENT OF PUBLIC SAFETY | 0.00 | 15,124.38 |
| 025 TRAVEL EXPENSE DEPARTMENT OF PUBLIC SAFETY | 0.00 | 15.35 |
| 026 RENTS DEPARTMENT OF PUBLIC SAFETY | 0.00 | 9,959.63 |
| 028 OTHER OPERATING EXPENSES DEPARTMENT OF PUBLIC SAFETY | 0.00 | 36,761.86 |
| 060 EQUIPMENT AND FURNITURE INVENTORY DEPARTMENT OF PUBLIC SAFETY | 0.00 | 62,778.79 |
| 062 LIBRARY BOOKS DEPARTMENT OF PUBLIC SAFETY | 0.00 | 95,848.48 |
| 068 BLDG PURCHASED CONST & REMODELED DEPARTMENT OF PUBLIC SAFETY | 0.00 | 712.30 |
| 095 DEPARTMENTAL TRANSFERS-PUR OF SUPP & SERVICES DEPARTMENT OF PUBLIC SAFETY | 0.00 | 288,861.04 |
| | 0.00 | 17,253.67 |

FUND 222 DEPT PUBLIC SAFETY FEDERAL FUND

| EXPENDITURES: | REFUNDS RECEIVED EXPENDITURES | GROSS TOTAL EXPENDITURES | |
|--|----------------------------------|-----------------------------|-------------|
| 999 EXPENDITURE REFUNDS APPLIED EMPLOYEES RETIREMENT SYSTEM | 0.00 | 66.62 | |
| TOTAL EXPENDITURES | 66.62 | 886,652.96 | 886,586.34 |
| NET CASH BALANCE, AUGUST 31, 1971 | | | 339,104.27- |

FUND 223 FEDERAL LAND AND WATER CONSERVATION FUND

NET CASH BALANCE, SEPTEMBER 1, 1970

876,154.53-

| RECEIPTS: | REFUNDS PAID RECEIPTS | GROSS TOTAL RECEIPTS | |
|--|--------------------------|-------------------------|---------------|
| 500 INTEREST ON STATE DEPOSITS PARKS AND WILD LIFE DEPARTMENT | 0.00 | 14,779.51- | |
| 530 FEDERAL GRANTS PARKS AND WILD LIFE DEPARTMENT | 0.00 | 1,162,944.91- | |
| 999 EXPENDITURE REFUNDS APPLIED EMPLOYEES RETIREMENT SYSTEM | 0.00 | 54.40- | |
| PARKS AND WILD LIFE DEPARTMENT | 0.00 | 10.65- | |
| TOTAL RECEIPTS | 0.00 | 1,177,789.47- | 1,177,789.47- |
| TOTAL NET RECEIPTS | | | 1,177,789.47- |
| TOTAL | | | 2,053,944.00- |

| EXPENDITURES: | REFUNDS RECEIVED EXPENDITURES | GROSS TOTAL EXPENDITURES |
|--|----------------------------------|-----------------------------|
| 001 SALARIES AND WAGES PARKS AND WILD LIFE DEPARTMENT | 0.00 | 91,995.99 |
| 002 PROFESSIONAL SERVICES AND FEES PARKS AND WILD LIFE DEPARTMENT | 0.00 | 85,597.35 |
| 005 EMPLOYEES RETIREMENT MATCHING EMPLOYEES RETIREMENT SYSTEM | 54.40 | 4,585.00 |
| 007 O A S I MATCHING DEPARTMENT OF PUBLIC WELFARE | 0.00 | 4,375.48 |
| 016 OTHER SUPPLIES AND MATERIALS PARKS AND WILD LIFE DEPARTMENT | 0.00 | 9,183.29 |
| 020 POSTAGE PARKS AND WILD LIFE DEPARTMENT | 0.00 | 100.00 |
| 022 TRANSPORTATION OF THINGS PARKS AND WILD LIFE DEPARTMENT | 0.00 | 250.00 |
| 023 REPAIRS TO BUILDINGS CONTRACT PARKS AND WILD LIFE DEPARTMENT | 0.00 | 3,960.00 |
| 024 REPAIRS OTHER CONTRACT PARKS AND WILD LIFE DEPARTMENT | 0.00 | 1,500.00 |
| 026 RENTS PARKS AND WILD LIFE DEPARTMENT | 0.00 | 2,978.83 |
| 028 OTHER OPERATING EXPENSES PARKS AND WILD LIFE DEPARTMENT | 10.65 | 153,655.79 |
| 045 GRANTS TO COUNTIES PARKS AND WILD LIFE DEPARTMENT | 0.00 | 175,486.92 |
| 046 GRANTS TO CITIES PARKS AND WILD LIFE DEPARTMENT | 0.00 | 449,206.67 |
| 047 GRANTS TO OTHER POLITICAL SUB-DIVISION PARKS AND WILD LIFE DEPARTMENT | 0.00 | 297,777.93 |
| 060 EQUIPMENT AND FURNITURE INVENTORY PARKS AND WILD LIFE DEPARTMENT | 0.00 | 2,124.60 |
| 066 LAND PURCHASED PARKS AND WILD LIFE DEPARTMENT | 0.00 | 7,606.81 |
| 067 LAND IMPROVEMENTS PARKS AND WILD LIFE DEPARTMENT | 0.00 | 272,168.89 |

FUND 223 FEDERAL LAND AND WATER CONSERVATION FUND

| EXPENDITURES: | REFUNDS RECEIVED EXPENDITURES | GROSS TOTAL EXPENDITURES | |
|---|----------------------------------|-----------------------------|---------------------|
| 068 BLDG PURCHASED CONST & REMODELED PARKS AND WILD LIFE DEPARTMENT | 0.00 | 163,195.71 | |
| 095 DEPARTMENTAL TRANSFERS-PUR OF SUPP & SERVICES PARKS AND WILD LIFE DEPARTMENT | 0.00 | 73,021.12 | |
| 221 INTERDEPARTMENTAL TRANSFER-CENTREX PHONE SERV PARKS AND WILD LIFE DEPARTMENT | 0.00 | 774.83 | |
| 999 EXPENDITURE REFUNDS APPLIED EMPLOYEES RETIREMENT SYSTEM | 0.00 | 54.40 | |
| PARKS AND WILD LIFE DEPARTMENT | 0.00 | 10.65 | |
| TOTAL EXPENDITURES | 65.05 | 1,799,610.26 | 1,799,545.21 |
| NET CASH BALANCE, AUGUST 31, 1971 | | | 254,398.79 |

FUND 224 GOVERNORS OFFICE FEDERAL PROJECTS FUND

NET CASH BALANCE, SEPTEMBER 1, 1970

427,860.67-

| RECEIPTS: | REFUNDS PAID RECEIPTS | GROSS TOTAL RECEIPTS | |
|--|--------------------------|-------------------------|----------------|
| 199 REVENUE REFUNDS APPLIED GOVERNOR-EXECUTIVE | 0.00 | 20,723.15- | |
| 500 INTEREST ON STATE DEPOSITS GOVERNOR-EXECUTIVE | 0.00 | 21,849.18- | |
| 530 FEDERAL GRANTS GOVERNOR-EXECUTIVE | 20,723.15- | 11,468,713.15- | |
| 625 DEPT TRANS-SALES OF SUPPLIES & SER GOVERNOR-EXECUTIVE | 0.00 | 18,649.62- | |
| 626 DEPT TRANS-APPRO & FUND TRANSFERS GOVERNOR-EXECUTIVE | 0.00 | 236,574.89- | |
| 640 OTHER NON-GOVERNMENTAL RECEIPTS GOVERNOR-EXECUTIVE | 0.00 | 3,799.76- | |
| 999 EXPENDITURE REFUNDS APPLIED GOVERNOR-EXECUTIVE | 0.00 | 302,507.71- | |
| EMPLOYEES RETIREMENT SYSTEM | 0.00 | 336.36- | |
| TOTAL RECEIPTS | 20,723.15- | 12,073,153.82- | 12,052,430.67- |
| TOTAL NET RECEIPTS | | | 12,052,430.67- |
| TOTAL | | | 12,480,291.34- |

| EXPENDITURES: | REFUNDS RECEIVED EXPENDITURES | GROSS TOTAL EXPENDITURES |
|--|----------------------------------|-----------------------------|
| 001 SALARIES AND WAGES GOVERNOR-EXECUTIVE | 0.00 | 655,380.37 |
| 002 PROFESSIONAL SERVICES AND FEES GOVERNOR-EXECUTIVE | 0.00 | 187,265.38 |
| 005 EMPLOYEES RETIREMENT MATCHING EMPLOYEES RETIREMENT SYSTEM | 336.36 | 31,725.00 |
| 007 O A S I MATCHING DEPARTMENT OF PUBLIC WELFARE | 0.00 | 22,550.28 |
| 010 PRINTING AND OFFICE SUPPLIES GOVERNOR-EXECUTIVE | 0.00 | 5,119.15 |
| 016 OTHER SUPPLIES AND MATERIALS GOVERNOR-EXECUTIVE | 0.00 | 8,889.12 |
| 020 POSTAGE GOVERNOR-EXECUTIVE | 0.00 | 6,585.88 |
| 021 UTILITIES TELEPHONE AND TELEGRAPH GOVERNOR-EXECUTIVE | 0.00 | 20,604.38 |
| 022 TRANSPORTATION OF THINGS GOVERNOR-EXECUTIVE | 0.00 | 121.25 |
| 024 REPAIRS OTHER CONTRACT GOVERNOR-EXECUTIVE | 0.00 | 117.00 |
| 025 TRAVEL EXPENSE GOVERNOR-EXECUTIVE | 0.00 | 64,522.46 |
| 026 RENTS GOVERNOR-EXECUTIVE | 0.00 | 70,367.97 |
| 027 SURETY BOND PREMIUMS GOVERNOR-EXECUTIVE | 0.00 | 50.00 |

FUND 224 GOVERNORS OFFICE FEDERAL PROJECTS FUND

| EXPENDITURES: | REFUNDS RECEIVED EXPENDITURES | GROSS TOTAL EXPENDITURES | |
|---|----------------------------------|-----------------------------|---------------|
| 028 OTHER OPERATING EXPENSES GOVERNOR-EXECUTIVE | 0.00 | 465,949.14 | |
| 042 GRANTS JUNIOR COLLEGES GOVERNOR-EXECUTIVE | 0.00 | 20,275.00 | |
| 043 GRANTS SENIOR COLLEGES & UNIVERSITIES GOVERNOR-EXECUTIVE | 960.50 | 371,431.41 | |
| 044 GRANTS-IN-AID VARIOUS GOVERNOR-EXECUTIVE | 27,776.96 | 2,500,713.56 | |
| 045 GRANTS TO COUNTIES GOVERNOR-EXECUTIVE | 541.12 | 2,038,604.31 | |
| 046 GRANTS TO CITIES GOVERNOR-EXECUTIVE | 18,400.40 | 2,353,719.90 | |
| 048 GRANTS TO OTHERS GOVERNOR-EXECUTIVE | 254,828.73 | 1,089,055.51 | |
| 060 EQUIPMENT AND FURNITURE INVENTORY GOVERNOR-EXECUTIVE | 0.00 | 18,995.17 | |
| 062 LIBRARY BOOKS GOVERNOR-EXECUTIVE | 0.00 | 1,458.39 | |
| 095 DEPARTMENTAL TRANSFERS-PUR OF SUPP & SERVICES GOVERNOR-EXECUTIVE | 0.00 | 1,431,066.69 | |
| 199 REVENUE REFUNDS APPLIED GOVERNOR-EXECUTIVE | 0.00 | 20,723.15 | |
| 221 INTERDEPARTMENTAL TRANSFER-CENTREX PHONE SERV GOVERNOR-EXECUTIVE | 0.00 | 8,964.95 | |
| 999 EXPENDITURE REFUNDS APPLIED GOVERNOR-EXECUTIVE | 0.00 | 302,507.71 | |
| EMPLOYEES RETIREMENT SYSTEM | 0.00 | 336.36 | |
| TOTAL EXPENDITURES | 302,844.07 | 11,697,099.49 | 11,394,255.42 |
| NET CASH BALANCE, AUGUST 31, 1971 | | | 1,086,035.92- |

FUND 225 UNIVERSITY OF HOUSTON CURRENT FUND

NET CASH BALANCE, SEPTEMBER 1, 1970

140,382.55-

| RECEIPTS: | REFUNDS PAID RECEIPTS | GROSS TOTAL RECEIPTS | |
|---|--------------------------|-------------------------|---------------|
| 225 HIGHER EDUCATION REGISTRATION FEES UNIVERSITY OF HOUSTON | 0.00 | 3,933,579.50- | |
| 304 HIGHER EDUCATION STUDENT FEES UNIVERSITY OF HOUSTON | 0.00 | 117,125.08- | |
| 425 DORMITORY CAFETERIA & MERCHANDISE SALES UNIVERSITY OF HOUSTON | 0.00 | 216,080.69- | |
| 426 OTHER SALES UNIVERSITY OF HOUSTON | 0.00 | 344,371.12- | |
| 441 RENTAL LANDS AND BUILDINGS UNIVERSITY OF HOUSTON | 0.00 | 350.00- | |
| 502 INTEREST ON LOCAL DEPOSITS UNIVERSITY OF HOUSTON | 0.00 | 20,815.05- | |
| 565 WARRANTS VOIDED BY STATUTE OF LIMITATION UNIVERSITY OF HOUSTON | 0.00 | 228.99- | |
| 570 OTHER MISCELLANEOUS GOVERNMENTAL REVENUE UNIVERSITY OF HOUSTON | 0.00 | 27,943.89- | |
| 625 DEPT TRANS-SALES OF SUPPLIES & SER UNIVERSITY OF HOUSTON | 0.00 | 51,383.70- | |
| TOTAL RECEIPTS | 0.00 | 4,711,878.02- | 4,711,878.02- |
| TOTAL NET RECEIPTS | | | 4,711,878.02- |
| TOTAL | | | 4,852,260.57- |

| EXPENDITURES: | REFUNDS RECEIVED EXPENDITURES | GROSS TOTAL EXPENDITURES |
|---|----------------------------------|-----------------------------|
| 001 SALARIES AND WAGES UNIVERSITY OF HOUSTON | 0.00 | 2,098,944.20 |
| 007 O A S I MATCHING DEPARTMENT OF PUBLIC WELFARE | 0.00 | 73,245.71 |
| 010 PRINTING AND OFFICE SUPPLIES UNIVERSITY OF HOUSTON | 0.00 | 128,290.48 |
| 011 GASOLINE OIL LUB WASH AND GREASE UNIVERSITY OF HOUSTON | 0.00 | 8,489.35 |
| 013 CLOTHING AND DRYGOODS FOR PERSONS UNIVERSITY OF HOUSTON | 0.00 | 1,633.24 |
| 014 FEED FOR ANIMALS SEED AND SMALL PLANTS UNIVERSITY OF HOUSTON | 0.00 | 1,760.43 |
| 015 DRUGS AND CHEMICALS FOR MEDICAL & LAB UNIVERSITY OF HOUSTON | 0.00 | 11,846.11 |
| 016 OTHER SUPPLIES AND MATERIALS UNIVERSITY OF HOUSTON | 0.00 | 506,491.35 |
| 020 POSTAGE UNIVERSITY OF HOUSTON | 0.00 | 61,500.00 |
| 021 UTILITIES TELEPHONE AND TELEGRAPH UNIVERSITY OF HOUSTON | 0.00 | 830,293.32 |
| 022 TRANSPORTATION OF THINGS UNIVERSITY OF HOUSTON | 0.00 | 4,008.73 |

FUND 225 UNIVERSITY OF HOUSTON CURRENT FUND

| EXPENDITURES: | REFUNDS RECEIVED EXPENDITURES | GROSS TOTAL EXPENDITURES | |
|--|----------------------------------|-----------------------------|--------------|
| 024 REPAIRS OTHER CONTRACT UNIVERSITY OF HOUSTON | 0.00 | 10,358.23 | |
| 026 RENTS UNIVERSITY OF HOUSTON | 0.00 | 236,251.35 | |
| 028 OTHER OPERATING EXPENSES UNIVERSITY OF HOUSTON | 0.00 | 181,470.19 | |
| 048 GRANTS TO OTHERS UNIVERSITY OF HOUSTON | 0.00 | 324.00 | |
| 059 MISCELLANEOUS CLAIMS MISCELLANEOUS | 0.00 | 17.35 | |
| 060 EQUIPMENT AND FURNITURE INVENTORY UNIVERSITY OF HOUSTON | 0.00 | 221,660.23 | |
| 062 LIBRARY BOOKS UNIVERSITY OF HOUSTON | 0.00 | 87,963.68 | |
| 067 LAND IMPROVEMENTS UNIVERSITY OF HOUSTON | 0.00 | 18,854.00 | |
| 068 BLDG PURCHASED CONST & REMODELED UNIVERSITY OF HOUSTON | 0.00 | 12,444.00 | |
| 095 DEPARTMENTAL TRANSFERS-PUR OF SUPP & SERVICES UNIVERSITY OF HOUSTON | 0.00 | 5,249.41 | |
| TOTAL EXPENDITURES | 0.00 | 4,501,095.36 | 4,501,095.36 |
| NET CASH BALANCE, AUGUST 31, 1971 | | | 351,165.21- |

FUND 226 PAN AMERICAN UNIV CURRENT FUND

NET CASH BALANCE, SEPTEMBER 1, 1970

225,353.01-

| RECEIPTS: | REFUNDS PAID RECEIPTS | GROSS TOTAL RECEIPTS | |
|---|-----------------------|----------------------|-------------|
| 225 HIGHER EDUCATION REGISTRATION FEES PAN AMERICAN UNIVERSITY | 0.00 | 576,094.30- | |
| 304 HIGHER EDUCATION STUDENT FEES PAN AMERICAN UNIVERSITY | 0.00 | 8,216.70- | |
| 310 OTHER FILING OFFICE AND SERVICE FEES PAN AMERICAN UNIVERSITY | 0.00 | 57,456.81- | |
| 502 INTEREST ON LOCAL DEPOSITS PAN AMERICAN UNIVERSITY | 0.00 | 5,000.00- | |
| 565 WARRANTS VOIDED BY STATUTE OF LIMITATION PAN AMERICAN UNIVERSITY | 0.00 | 65.00- | |
| 625 DEPT TRANS-SALES OF SUPPLIES & SER PAN AMERICAN UNIVERSITY | 0.00 | 32,676.57- | |
| 999 EXPENDITURE REFUNDS APPLIED PAN AMERICAN UNIVERSITY | 0.00 | 926.94- | |
| TOTAL RECEIPTS | 0.00 | 680,436.32- | 680,436.32- |
| TOTAL NET RECEIPTS | | | 680,436.32- |
| TOTAL | | | 905,789.33- |

| EXPENDITURES: | REFUNDS RECEIVED EXPENDITURES | GROSS TOTAL EXPENDITURES | |
|---|-------------------------------|--------------------------|--|
| 001 SALARIES AND WAGES PAN AMERICAN UNIVERSITY | 0.00 | 6,990.95 | |
| 002 PROFESSIONAL SERVICES AND FEES PAN AMERICAN UNIVERSITY | 150.00 | 17,974.00 | |
| 007 O A S I MATCHING DEPARTMENT OF PUBLIC WELFARE | 0.00 | 315.73 | |
| 010 PRINTING AND OFFICE SUPPLIES PAN AMERICAN UNIVERSITY | 0.00 | 16.49 | |
| 011 GASOLINE OIL LUB WASH AND GREASE PAN AMERICAN UNIVERSITY | 0.00 | 3,762.17 | |
| 013 CLOTHING AND DRYGOODS FOR PERSONS PAN AMERICAN UNIVERSITY | 0.00 | 89.60 | |
| 014 FEED FOR ANIMALS SEED AND SMALL PLANTS PAN AMERICAN UNIVERSITY | 0.00 | 124.22 | |
| 016 OTHER SUPPLIES AND MATERIALS PAN AMERICAN UNIVERSITY | 776.94 | 142,647.99 | |
| 020 POSTAGE PAN AMERICAN UNIVERSITY | 0.00 | 10,531.86 | |
| 021 UTILITIES TELEPHONE AND TELEGRAPH PAN AMERICAN UNIVERSITY | 0.00 | 114,372.83 | |
| 022 TRANSPORTATION OF THINGS PAN AMERICAN UNIVERSITY | 0.00 | 1,054.39 | |
| 024 REPAIRS OTHER CONTRACT PAN AMERICAN UNIVERSITY | 0.00 | 2,448.34 | |
| 025 TRAVEL EXPENSE PAN AMERICAN UNIVERSITY | 0.00 | 42,923.47 | |

FUND 226 PAN AMERICAN UNIV CURRENT FUND

EXPENDITURES:

| | REFUNDS RECEIVED EXPENDITURES | GROSS TOTAL EXPENDITURES | |
|--|----------------------------------|-----------------------------|-------------|
| 026 RENTS PAN AMERICAN UNIVERSITY | 0.00 | 74,361.45 | |
| 027 SURETY BOND PREMIUMS PAN AMERICAN UNIVERSITY | 0.00 | 588.00 | |
| 028 OTHER OPERATING EXPENSES PAN AMERICAN UNIVERSITY | 0.00 | 52,065.25 | |
| 060 EQUIPMENT AND FURNITURE INVENTORY PAN AMERICAN UNIVERSITY | 0.00 | 80,056.51 | |
| 062 LIBRARY BOOKS PAN AMERICAN UNIVERSITY | 0.00 | 121,639.31 | |
| 068 BLDG PURCHASED CONST & REMODELED PAN AMERICAN UNIVERSITY | 0.00 | 5,353.05 | |
| 095 DEPARTMENTAL TRANSFERS-PUR OF SUPP & SERVICES PAN AMERICAN UNIVERSITY | 0.00 | 3,475.49 | |
| 999 EXPENDITURE REFUNDS APPLIED PAN AMERICAN UNIVERSITY | 0.00 | 926.94 | |
| TOTAL EXPENDITURES | 926.94 | 681,718.04 | 680,791.10 |
| NET CASH BALANCE, AUGUST 31, 1971 | | | 224,998.23- |

FUND 227 ANGELO STATE UNIV CURRENT FUND

NET CASH BALANCE, SEPTEMBER 30, 1970

253,570.60-

| RECEIPTS: | REFUNDS PAID RECEIPTS | GROSS TOTAL RECEIPTS | |
|---|-----------------------|----------------------|--------------------|
| 199 REVENUE REFUNDS APPLIED ANGELO STATE UNIV | 0.00 | 4,850.70- | |
| 225 HIGHER EDUCATION REGISTRATION FEES ANGELO STATE UNIV | 3,703.30- | 395,548.99- | |
| 304 HIGHER EDUCATION STUDENT FEES ANGELO STATE UNIV | 1,147.40- | 36,186.08- | |
| 310 OTHER FILING OFFICE AND SERVICE FEES ANGELO STATE UNIV | 0.00 | 25,637.08- | |
| 422 PROCESSED PRODUCTS SALES ANGELO STATE UNIV | 0.00 | 23,479.29- | |
| 502 INTEREST ON LOCAL DEPOSITS ANGELO STATE UNIV | 0.00 | 7,500.02- | |
| 530 FEDERAL GRANTS ANGELO STATE UNIV | 0.00 | 8,762.30- | |
| 625 DEPT TRANS-SALES OF SUPPLIES & SER ANGELO STATE UNIV | 0.00 | 764.00- | |
| TOTAL RECEIPTS | 4,850.70- | 502,728.46- | 497,877.76- |
| TOTAL NET RECEIPTS | | | 497,877.76- |
| TOTAL | | | 751,448.36- |

| EXPENDITURES: | REFUNDS RECEIVED EXPENDITURES | GROSS TOTAL EXPENDITURES | |
|---|-------------------------------|--------------------------|--|
| 001 SALARIES AND WAGES ANGELO STATE UNIV | 0.00 | 40,528.20 | |
| 002 PROFESSIONAL SERVICES AND FEES ANGELO STATE UNIV | 0.00 | 460.00 | |
| 007 O A S I MATCHING DEPARTMENT OF PUBLIC WELFARE | 0.00 | 493.53 | |
| 010 PRINTING AND OFFICE SUPPLIES ANGELO STATE UNIV | 0.00 | 13,174.82 | |
| 011 GASOLINE OIL LUB WASH AND GREASE ANGELO STATE UNIV | 0.00 | 6,487.92 | |
| 014 FEED FOR ANIMALS SEED AND SMALL PLANTS ANGELO STATE UNIV | 0.00 | 10,303.31 | |
| 015 DRUGS AND CHEMICALS FOR MEDICAL & LAB ANGELO STATE UNIV | 0.00 | 263.63 | |
| 016 OTHER SUPPLIES AND MATERIALS ANGELO STATE UNIV | 0.00 | 116,218.03 | |
| 020 POSTAGE ANGELO STATE UNIV | 0.00 | 8,470.00 | |
| 021 UTILITIES TELEPHONE AND TELEGRAPH ANGELO STATE UNIV | 0.00 | 98,750.23 | |
| 022 TRANSPORTATION OF THINGS ANGELO STATE UNIV | 0.00 | 1,199.73 | |
| 023 REPAIRS TO BUILDINGS CONTRACT ANGELO STATE UNIV | 0.00 | 196.00 | |

FUND 227 ANGELO STATE UNIV CURRENT FUND

| EXPENDITURES: | REFUNDS RECEIVED EXPENDITURES | GROSS TOTAL EXPENDITURES | |
|--|----------------------------------|-----------------------------|-------------|
| 024 REPAIRS OTHER CONTRACT ANGELO STATE UNIV | 0.00 | 7,265.82 | |
| 025 TRAVEL EXPENSE ANGELO STATE UNIV | 0.00 | 19,590.76 | |
| 026 RENTS ANGELO STATE UNIV | 0.00 | 49,434.45 | |
| 028 OTHER OPERATING EXPENSES ANGELO STATE UNIV | 0.00 | 35,025.52 | |
| 048 GRANTS TO OTHERS ANGELO STATE UNIV | 0.00 | 3,000.00 | |
| 060 EQUIPMENT AND FURNITURE INVENTORY ANGELO STATE UNIV | 0.00 | 59,384.67 | |
| 062 LIBRARY BOOKS ANGELO STATE UNIV | 0.00 | 68,369.25 | |
| 064 LIVESTOCK AND POULTRY ANGELO STATE UNIV | 0.00 | 350.00 | |
| 068 BLDG PURCHASED CONST & REMODELED ANGELO STATE UNIV | 0.00 | 39,818.02 | |
| 095 DEPARTMENTAL TRANSFERS-PUR OF SUPP & SERVICES ANGELO STATE UNIV | 0.00 | 5,227.98 | |
| 199 REVENUE REFUNDS APPLIED ANGELO STATE UNIV | 0.00 | 4,850.70 | |
| TOTAL EXPENDITURES | 0.00 | 588,862.57 | 588,862.57 |
| NET CASH BALANCE, AUGUST 31, 1971 | | | 162,585.79- |

FUND 234 A & M UNIVERSITY SYSTEM CURRENT FUND

NET CASH BALANCE, SEPTEMBER 1, 1970

571.68-

RECEIPTS:

REFUNDS PAID
RECEIPTSGROSS TOTAL
RECEIPTS

TOTAL RECEIPTS

0.00

0.00

0.00

TOTAL NET RECEIPTS

0.00

TOTAL

571.68-

EXPENDITURES:

REFUNDS RECEIVED
EXPENDITURESGROSS TOTAL
EXPENDITURES

016 OTHER SUPPLIES AND MATERIALS

A & M UNIV SYSTEM ADMINISTRATION

0.00

191.23-

021 UTILITIES TELEPHONE AND TELEGRAPH

A & M UNIV SYSTEM ADMINISTRATION

0.00

261.80-

025 TRAVEL EXPENSE

A & M UNIV SYSTEM ADMINISTRATION

0.00

172.64

028 OTHER OPERATING EXPENSES

A & M UNIV SYSTEM ADMINISTRATION

0.00

7.27-

TOTAL EXPENDITURES

0.00

287.66-

287.66-

NET CASH BALANCE, AUGUST 31, 1971

859.34-

FUND 237 TEXAS STATE TECHNICAL INSTITUTE FUND

NET CASH BALANCE, SEPTEMBER 1, 1970

109,363.58-

| RECEIPTS: | REFUNDS PAID RECEIPTS | GROSS TOTAL RECEIPTS | |
|--|--------------------------|-------------------------|-------------|
| 199 REVENUE REFUNDS APPLIED | | | |
| TEXAS STATE TECHNICAL INSTITUTE | 0.00 | 54.00- | |
| 225 HIGHER EDUCATION REGISTRATION FEES | | | |
| TEXAS STATE TECHNICAL INSTITUTE | 50.00- | 250,510.56- | |
| 304 HIGHER EDUCATION STUDENT FEES | | | |
| TEXAS STATE TECHNICAL INSTITUTE | 4.00- | 40,261.80- | |
| 310 OTHER FILING OFFICE AND SERVICE FEES | | | |
| TEXAS STATE TECHNICAL INSTITUTE | 0.00 | 4,633.77- | |
| 625 DEPT TRANS-SALES OF SUPPLIES & SER | | | |
| TEXAS STATE TECHNICAL INSTITUTE | 0.00 | 853.98- | |
| TOTAL RECEIPTS | 54.00- | 296,314.11- | 296,260.11- |
| TOTAL NET RECEIPTS | | | 296,260.11- |
| TOTAL | | | 405,623.69- |

EXPENDITURES:

| EXPENDITURES: | REFUNDS RECEIVED EXPENDITURES | GROSS TOTAL EXPENDITURES |
|--|----------------------------------|-----------------------------|
| 007 O A S I MATCHING | | |
| DEPARTMENT OF PUBLIC WELFARE | 0.00 | 5,531.79 |
| 010 PRINTING AND OFFICE SUPPLIES | | |
| TEXAS STATE TECHNICAL INSTITUTE | 0.00 | 752.66 |
| 011 GASOLINE OIL LUB WASH AND GREASE | | |
| TEXAS STATE TECHNICAL INSTITUTE | 0.00 | 283.83 |
| 014 FEED FOR ANIMALS SEED AND SMALL PLANTS | | |
| TEXAS STATE TECHNICAL INSTITUTE | 0.00 | 31.50 |
| 016 OTHER SUPPLIES AND MATERIALS | | |
| TEXAS STATE TECHNICAL INSTITUTE | 0.00 | 18,066.64 |
| 021 UTILITIES TELEPHONE AND TELEGRAPH | | |
| TEXAS STATE TECHNICAL INSTITUTE | 0.00 | 183,941.98 |
| 022 TRANSPORTATION OF THINGS | | |
| TEXAS STATE TECHNICAL INSTITUTE | 0.00 | 17.50 |
| 023 REPAIRS TO BUILDINGS CONTRACT | | |
| TEXAS STATE TECHNICAL INSTITUTE | 0.00 | 6,098.61 |
| 024 REPAIRS OTHER CONTRACT | | |
| TEXAS STATE TECHNICAL INSTITUTE | 0.00 | 500.80 |
| 025 TRAVEL EXPENSE | | |
| TEXAS STATE TECHNICAL INSTITUTE | 0.00 | 3,463.73 |
| 026 RENTS | | |
| TEXAS STATE TECHNICAL INSTITUTE | 0.00 | 12,919.87 |
| 028 OTHER OPERATING EXPENSES | | |
| TEXAS STATE TECHNICAL INSTITUTE | 0.00 | 1,869.27 |
| 060 EQUIPMENT AND FURNITURE INVENTORY | | |
| TEXAS STATE TECHNICAL INSTITUTE | 0.00 | 71,409.64 |
| 068 BLDG PURCHASED CONST & REMODELED | | |
| TEXAS STATE TECHNICAL INSTITUTE | 0.00 | 46,019.89 |
| 199 REVENUE REFUNDS APPLIED | | |
| TEXAS STATE TECHNICAL INSTITUTE | 0.00 | 54.00 |

FUND 237 TEXAS STATE TECHNICAL INSTITUTE FUND

EXPENDITURES:

REFUNDS RECEIVED
EXPENDITURES

GROSS TOTAL
EXPENDITURES

TOTAL EXPENDITURES

0.00

350,961.71

350,961.71

NET CASH BALANCE, AUGUST 31, 1971

54,661.98-

FUND 238 UT OF DALLAS CURRENT FUND

NET CASH BALANCE, SEPTEMBER 1, 1970

0.00

| RECEIPTS: | REFUNDS PAID RECEIPTS | GROSS TOTAL RECEIPTS | |
|---|--------------------------|-------------------------|-----------|
| 225 HIGHER EDUCATION REGISTRATION FEES UNIV OF TEXAS AT DALLAS | 0.00 | 9,165.50- | |
| 304 HIGHER EDUCATION STUDENT FEES UNIV OF TEXAS AT DALLAS | 0.00 | 160.00- | |
| TOTAL RECEIPTS | 0.00 | 9,325.50- | 9,325.50- |
| TOTAL NET RECEIPTS | | | 9,325.50- |
| TOTAL | | | 9,325.50- |

| EXPENDITURES: | REFUNDS RECEIVED EXPENDITURES | GROSS TOTAL EXPENDITURES | |
|---|----------------------------------|-----------------------------|----------|
| 025 TRAVEL EXPENSE UNIV OF TEXAS AT DALLAS | 0.00 | 79.50 | |
| 028 OTHER OPERATING EXPENSES UNIV OF TEXAS AT DALLAS | 0.00 | 7,405.00 | |
| TOTAL EXPENDITURES | 0.00 | 7,484.50 | 7,484.50 |

NET CASH BALANCE, AUGUST 31, 1971

1,841.00-

FUND 240 A & M EXPERIMENT STATION CURRENT FUND

| | | | | |
|---------------------------------------|--|------------------|--------------|-------------|
| NET CASH BALANCE, SEPTEMBER 1, 1970 | | | | 149,240.14- |
| RECEIPTS: | | REFUNDS PAID | GROSS TOTAL | |
| 400: PRINCIPAL ON LAND SALES | | RECEIPTS | RECEIPTS | |
| AGRICULTURAL EXPERIMENT STATION | | 0.00 | 60,125.00- | |
| TOTAL RECEIPTS | | 0.00 | 60,125.00- | 60,125.00- |
| TOTAL NET RECEIPTS | | | | 60,125.00- |
| TOTAL | | | | 209,365.14- |
| EXPENDITURES: | | REFUNDS RECEIVED | GROSS TOTAL | |
| 068: BLDG PURCHASED CONST & REMODELED | | EXPENDITURES | EXPENDITURES | |
| AGRICULTURAL EXPERIMENT STATION | | 0.00 | 44,257.45 | |
| TOTAL EXPENDITURES | | 0.00 | 44,257.45 | 44,257.45 |
| NET CASH BALANCE, AUGUST 31, 1971 | | | | 165,107.69- |

FUND 242 A & M UNIV CURRENT FUND

NET CASH BALANCE, SEPTEMBER 1, 1970

518,321.18-

| RECEIPTS: | REFUNDS PAID RECEIPTS | GROSS TOTAL RECEIPTS | |
|--|--------------------------|-------------------------|---------------|
| 199 REVENUE REFUNDS APPLIED | | | |
| A & M UNIVERSITY MAIN UNIVERSITY | 0.00 | 73,835.30- | |
| 225 HIGHER EDUCATION REGISTRATION FEES | | | |
| A & M UNIVERSITY MAIN UNIVERSITY | 71,350.30- | 2,228,431.35- | |
| 304 HIGHER EDUCATION STUDENT FEES | | | |
| A & M UNIVERSITY MAIN UNIVERSITY | 2,473.00- | 237,546.00- | |
| 426 OTHER SALES | | | |
| A & M UNIVERSITY MAIN UNIVERSITY | 0.00 | 46,349.79- | |
| 502 INTEREST ON LOCAL DEPOSITS | | | |
| A & M UNIVERSITY MAIN UNIVERSITY | 0.00 | 25,750.36- | |
| 565 WARRANTS VOIDED BY STATUTE OF LIMITATION | | | |
| A & M UNIVERSITY MAIN UNIVERSITY | 0.00 | 4.96- | |
| 570 OTHER MISCELLANEOUS GOVERNMENTAL REVENUE | | | |
| A & M UNIVERSITY MAIN UNIVERSITY | 12.00- | 102.20- | |
| 999 EXPENDITURE REFUNDS APPLIED | | | |
| A & M UNIVERSITY MAIN UNIVERSITY | 0.00 | 18,756.59- | |
| TOTAL RECEIPTS | 73,835.30- | 2,630,776.55- | 2,556,941.25- |
| TOTAL NET RECEIPTS | | | 2,556,941.25- |
| TOTAL | | | 3,075,262.43- |

| EXPENDITURES: | REFUNDS RECEIVED EXPENDITURES | GROSS TOTAL EXPENDITURES |
|--|----------------------------------|-----------------------------|
| 001 SALARIES AND WAGES | | |
| A & M UNIVERSITY MAIN UNIVERSITY | 0.00 | 135,232.93 |
| 002 PROFESSIONAL SERVICES AND FEES | | |
| A & M UNIVERSITY MAIN UNIVERSITY | 0.00 | 24,588.04 |
| 007 O A S I MATCHING | | |
| DEPARTMENT OF PUBLIC WELFARE | 0.00 | 11,244.95 |
| 008 WORKMENS COMPENSATION TRANSFER | | |
| A & M UNIVERSITY MAIN UNIVERSITY | 0.00 | 73,652.73 |
| 010 PRINTING AND OFFICE SUPPLIES | | |
| A & M UNIVERSITY MAIN UNIVERSITY | 0.00 | 58,429.38 |
| 011 GASOLINE OIL LUB WASH AND GREASE | | |
| A & M UNIVERSITY MAIN UNIVERSITY | 0.00 | 11,839.46 |
| 013 CLOTHING AND DRYGOODS FOR PERSONS | | |
| A & M UNIVERSITY MAIN UNIVERSITY | 0.00 | 187.00 |
| 014 FEED FOR ANIMALS SEED AND SMALL PLANTS | | |
| A & M UNIVERSITY MAIN UNIVERSITY | 0.00 | 36,343.42 |
| 015 DRUGS AND CHEMICALS FOR MEDICAL & LAB | | |
| A & M UNIVERSITY MAIN UNIVERSITY | 0.00 | 48,492.54 |
| 016 OTHER SUPPLIES AND MATERIALS | | |
| A & M UNIVERSITY MAIN UNIVERSITY | 17,078.31 | 321,776.52 |
| 020 POSTAGE | | |
| A & M UNIVERSITY MAIN UNIVERSITY | 0.00 | 28,136.20 |
| 021 UTILITIES TELEPHONE AND TELEGRAPH | | |
| A & M UNIVERSITY MAIN UNIVERSITY | 1.47 | 788,168.62 |

FUND 242 A & M UNIV CURRENT FUND

EXPENDITURES:

| | REFUNDS RECEIVED EXPENDITURES | GROSS TOTAL EXPENDITURES | |
|---|----------------------------------|-----------------------------|--------------|
| 022 TRANSPORTATION OF THINGS A & M UNIVERSITY MAIN UNIVERSITY | 0.00 | 1,669.68 | |
| 023 REPAIRS TO BUILDINGS CONTRACT A & M UNIVERSITY MAIN UNIVERSITY | 0.00 | 12,804.59 | |
| 024 REPAIRS OTHER CONTRACT A & M UNIVERSITY MAIN UNIVERSITY | 0.00 | 11,390.27 | |
| 025 TRAVEL EXPENSE A & M UNIVERSITY MAIN UNIVERSITY | 0.00 | 55,842.62 | |
| 026 RENTS A & M UNIVERSITY MAIN UNIVERSITY | 0.00 | 229,517.64 | |
| 028 OTHER OPERATING EXPENSES A & M UNIVERSITY MAIN UNIVERSITY | 437.28 | 99,433.69 | |
| 048 GRANTS TO OTHERS A & M UNIVERSITY MAIN UNIVERSITY | 0.00 | 372,592.44 | |
| 060 EQUIPMENT AND FURNITURE INVENTORY A & M UNIVERSITY MAIN UNIVERSITY | 1,239.53 | 280,078.94 | |
| 062 LIBRARY BOOKS A & M UNIVERSITY MAIN UNIVERSITY | 0.00 | 132,413.11 | |
| 068 BLDG PURCHASED CONST & REMODELED A & M UNIVERSITY MAIN UNIVERSITY | 0.00 | 57,255.38 | |
| 095 DEPARTMENTAL TRANSFERS-PUR OF SUPP & SERVICES A & M UNIVERSITY MAIN UNIVERSITY | 0.00 | 2,062.01 | |
| 199 REVENUE REFUNDS APPLIED A & M UNIVERSITY MAIN UNIVERSITY | 0.00 | 73,835.30 | |
| 999 EXPENDITURE REFUNDS APPLIED A & M UNIVERSITY MAIN UNIVERSITY | 0.00 | 18,756.59 | |
| TOTAL EXPENDITURES | 18,756.59 | 2,885,744.05 | 2,866,987.46 |

NET CASH BALANCE, AUGUST 31, 1971

208,274.97-

FUND 243 TARLETON COLLEGE CURRENT FUND

NET CASH BALANCE, SEPTEMBER 1, 1970

308,386.96-

| RECEIPTS: | REFUNDS PAID RECEIPTS | GROSS TOTAL RECEIPTS | |
|--|----------------------------------|-----------------------------|-------------|
| 199 REVENUE REFUNDS APPLIED TARLETON COLLEGE | 0.00 | 4,418.31- | |
| 225 HIGHER EDUCATION REGISTRATION FEES TARLETON COLLEGE | 3,394.86- | 311,898.80- | |
| 304 HIGHER EDUCATION STUDENT FEES TARLETON COLLEGE | 1,012.00- | 43,383.96- | |
| 421 FARM DAIRY AND GARDEN PRODUCTS SALES TARLETON COLLEGE | 0.00 | 76,335.19- | |
| 422 PROCESSED PRODUCTS SALES TARLETON COLLEGE | 0.00 | 2,333.24- | |
| 426 OTHER SALES TARLETON COLLEGE | 0.00 | 40,208.36- | |
| 441 RENTAL LANDS AND BUILDINGS TARLETON COLLEGE | 0.00 | 7,346.97- | |
| 502 INTEREST ON LOCAL DEPOSITS TARLETON COLLEGE | 0.00 | 8,452.17- | |
| 565 WARRANTS VOIDED BY STATUTE OF LIMITATION TARLETON COLLEGE | 0.00 | 166.95- | |
| 570 OTHER MISCELLANEOUS GOVERNMENTAL REVENUE TARLETON COLLEGE | 11.45- | 7,268.70- | |
| TOTAL RECEIPTS | 4,418.31- | 501,812.65- | 497,394.34- |
| TOTAL NET RECEIPTS | | | 497,394.34- |
| TOTAL | | | 805,781.30- |
| | | | |
| EXPENDITURES: | REFUNDS RECEIVED EXPENDITURES | GROSS TOTAL EXPENDITURES | |
| 001 SALARIES AND WAGES TARLETON COLLEGE | 0.00 | 133,560.88 | |
| 002 PROFESSIONAL SERVICES AND FEES TARLETON COLLEGE | 0.00 | 344.25 | |
| 007 O A S I MATCHING DEPARTMENT OF PUBLIC WELFARE | 0.00 | 1,259.24 | |
| 008 WORKMENS COMPENSATION TRANSFER TARLETON COLLEGE | 0.00 | 7,803.84 | |
| 010 PRINTING AND OFFICE SUPPLIES TARLETON COLLEGE | 0.00 | 1,404.28 | |
| 011 GASOLINE OIL LUB WASH AND GREASE TARLETON COLLEGE | 0.00 | 2,085.06 | |
| 014 FEED FOR ANIMALS SEED AND SMALL PLANTS TARLETON COLLEGE | 0.00 | 36,476.71 | |
| 015 DRUGS AND CHEMICALS FOR MEDICAL & LAB TARLETON COLLEGE | 0.00 | 804.33 | |
| 016 OTHER SUPPLIES AND MATERIALS TARLETON COLLEGE | 0.00 | 49,299.79 | |
| 020 POSTAGE TARLETON COLLEGE | 0.00 | 6,364.41 | |

FUND 243 TARLETON COLLEGE CURRENT FUND

EXPENDITURES:

| | REFUNDS RECEIVED EXPENDITURES | GROSS TOTAL EXPENDITURES | |
|---|----------------------------------|-----------------------------|-------------|
| 021 UTILITIES TELEPHONE AND TELEGRAPH TARLETON COLLEGE | 0.00 | 75,470.61 | |
| 023 REPAIRS TO BUILDINGS CONTRACT TARLETON COLLEGE | 0.00 | 2,952.99 | |
| 024 REPAIRS OTHER CONTRACT TARLETON COLLEGE | 0.00 | 2,270.95 | |
| 025 TRAVEL EXPENSE TARLETON COLLEGE | 0.00 | 17,521.59 | |
| 026 RENTS TARLETON COLLEGE | 0.00 | 1,796.15 | |
| 028 OTHER OPERATING EXPENSES TARLETON COLLEGE | 0.00 | 77,848.04 | |
| 048 GRANTS TO OTHERS TARLETON COLLEGE | 0.00 | 5,000.00 | |
| 060 EQUIPMENT AND FURNITURE INVENTORY TARLETON COLLEGE | 0.00 | 36,271.94 | |
| 062 LIBRARY BOOKS TARLETON COLLEGE | 0.00 | 56,951.63 | |
| 064 LIVESTOCK AND POULTRY TARLETON COLLEGE | 0.00 | 5,658.44 | |
| 068 BLDG PURCHASED CONST & REMODELED TARLETON COLLEGE | 0.00 | 33,795.60 | |
| 095 DEPARTMENTAL TRANSFERS-PUR OF SUPP & SERVICES TARLETON COLLEGE | 0.00 | 1,244.78 | |
| 199 REVENUE REFUNDS APPLIED TARLETON COLLEGE | 0.00 | 4,418.31 | |
| TOTAL EXPENDITURES | 0.00 | 560,603.82 | 560,603.82 |
| NET CASH BALANCE, AUGUST 31, 1971 | | | 245,177.48- |

FUND 244 UT AT ARLINGTON CURRENT FUND

NET CASH BALANCE, SEPTEMBER 1, 1970

610,341.38-

| RECEIPTS: | REFUNDS PAID RECEIPTS | GROSS TOTAL RECEIPTS | |
|---|-----------------------|----------------------|----------------------|
| 199 REVENUE REFUNDS APPLIED U OF T AT ARLINGTON | 0.00 | 29,994.98- | |
| 225 HIGHER EDUCATION REGISTRATION FEES U OF T AT ARLINGTON | 25,735.49- | 1,466,888.40- | |
| 304 HIGHER EDUCATION STUDENT FEES U OF T AT ARLINGTON | 4,259.49- | 67,570.00- | |
| 565 WARRANTS VOIDED BY STATUTE OF LIMITATION U OF T AT ARLINGTON | 0.00 | 16.70- | |
| 625 DEPT TRANS-SALES OF SUPPLIES & SER U OF T AT ARLINGTON | 0.00 | 36.00- | |
| 999 EXPENDITURE REFUNDS APPLIED U OF T AT ARLINGTON | 0.00 | 1,155.84- | |
| TOTAL RECEIPTS | 29,994.98- | 1,565,661.92- | 1,535,666.94- |
| TOTAL NET RECEIPTS | | | 1,535,666.94- |
| TOTAL | | | 2,146,008.32- |

| EXPENDITURES: | REFUNDS RECEIVED EXPENDITURES | GROSS TOTAL EXPENDITURES | |
|---|-------------------------------|--------------------------|--|
| 001 SALARIES AND WAGES U OF T AT ARLINGTON | 380.84 | 597,125.20 | |
| 002 PROFESSIONAL SERVICES AND FEES U OF T AT ARLINGTON | 0.00 | 3,228.00 | |
| 007 O A S I MATCHING DEPARTMENT OF PUBLIC WELFARE | 0.00 | 3,987.55 | |
| 008 WORKMENS COMPENSATION TRANSFER U OF T AT ARLINGTON | 0.00 | 9,119.52 | |
| 010 PRINTING AND OFFICE SUPPLIES U OF T AT ARLINGTON | 0.00 | 7,906.79 | |
| 011 GASOLINE OIL LUB WASH AND GREASE U OF T AT ARLINGTON | 0.00 | 4,890.43 | |
| 014 FEED FOR ANIMALS SEED AND SMALL PLANTS U OF T AT ARLINGTON | 0.00 | 555.95 | |
| 016 OTHER SUPPLIES AND MATERIALS U OF T AT ARLINGTON | 0.00 | 180,774.53 | |
| 020 POSTAGE U OF T AT ARLINGTON | 0.00 | 3,664.95 | |
| 021 UTILITIES TELEPHONE AND TELEGRAPH U OF T AT ARLINGTON | 0.00 | 174,036.53 | |
| 022 TRANSPORTATION OF THINGS U OF T AT ARLINGTON | 0.00 | 2,014.94 | |
| 023 REPAIRS TO BUILDINGS CONTRACT U OF T AT ARLINGTON | 0.00 | 11,855.15 | |
| 024 REPAIRS OTHER CONTRACT U OF T AT ARLINGTON | 0.00 | 7,391.37 | |
| 025 TRAVEL EXPENSE U OF T AT ARLINGTON | 0.00 | 42,530.82 | |

FUND 244 UT AT ARLINGTON CURRENT FUND

EXPENDITURES:

| | REFUNDS RECEIVED EXPENDITURES | GROSS TOTAL EXPENDITURES | |
|--|----------------------------------|-----------------------------|--------------|
| 026 RENTS U OF T AT ARLINGTON | 0.00 | 54,069.37 | |
| 028 OTHER OPERATING EXPENSES. U OF T AT ARLINGTON | 0.00 | 211,758.26 | |
| 048 GRANTS TO OTHERS. U OF T AT ARLINGTON | 775.00 | 6,825.00 | |
| 060 EQUIPMENT AND FURNITURE INVENTORY U OF T AT ARLINGTON | 0.00 | 286,909.28 | |
| 062 LIBRARY BOOKS U OF T AT ARLINGTON | 0.00 | 79,050.47 | |
| 068 BLDG PURCHASED CONST & REMODELED U OF T AT ARLINGTON | 0.00 | 114,749.54 | |
| 095 DEPARTMENTAL TRANSFERS-PUR OF SUPP & SERVICES U OF T AT ARLINGTON | 0.00 | 2,069.95 | |
| 199 REVENUE REFUNDS APPLIED U OF T AT ARLINGTON | 0.00 | 29,994.98 | |
| 999 EXPENDITURE REFUNDS APPLIED U OF T AT ARLINGTON | 0.00 | 1,155.84 | |
| TOTAL EXPENDITURES | 1,155.84 | 1,835,664.42 | 1,834,508.58 |
| NET CASH BALANCE, AUGUST 31, 1971 | | | 311,499.74- |

FUND 245 PRAIRIE VIEW A & M COLLEGE CURRENT FUND

NET CASH BALANCE, SEPTEMBER 1, 1970

384,360.10-

| RECEIPTS: | REFUNDS PAID RECEIPTS | GROSS TOTAL RECEIPTS | |
|--|-----------------------|----------------------|-------------|
| 199 REVENUE REFUNDS APPLIED PRAIRIE VIEW A & M COLLEGE | 0.00 | 4,911.67- | |
| 225 HIGHER EDUCATION REGISTRATION FEES PRAIRIE VIEW A & M COLLEGE | 4,644.17- | 431,288.91- | |
| 304 HIGHER EDUCATION STUDENT FEES PRAIRIE VIEW A & M COLLEGE | 267.50- | 12,953.06- | |
| 310 OTHER FILING OFFICE AND SERVICE FEES PRAIRIE VIEW A & M COLLEGE | 0.00 | 6,298.78- | |
| 422 PROCESSED PRODUCTS SALES PRAIRIE VIEW A & M COLLEGE | 0.00 | 13,940.63- | |
| 502 INTEREST ON LOCAL DEPOSITS PRAIRIE VIEW A & M COLLEGE | 0.00 | 10,000.00- | |
| 565 WARRANTS VOIDED BY STATUTE OF LIMITATION PRAIRIE VIEW A & M COLLEGE | 0.00 | 37.50- | |
| 625 DEPT TRANS-SALES OF SUPPLIES & SER PRAIRIE VIEW A & M COLLEGE | 0.00 | 2,847.72- | |
| 999 EXPENDITURE REFUNDS APPLIED PRAIRIE VIEW A & M COLLEGE | 0.00 | 885.22- | |
| TOTAL RECEIPTS | 4,911.67- | 483,163.49- | 478,251.82- |
| TOTAL NET RECEIPTS | | | 478,251.82- |
| TOTAL | | | 862,611.92- |

| EXPENDITURES: | REFUNDS RECEIVED EXPENDITURES | GROSS TOTAL EXPENDITURES | |
|--|-------------------------------|--------------------------|--|
| 001 SALARIES AND WAGES PRAIRIE VIEW A & M COLLEGE | 0.00 | 41,868.36 | |
| 002 PROFESSIONAL SERVICES AND FEES PRAIRIE VIEW A & M COLLEGE | 0.00 | 4,395.49 | |
| 007 O A S I MATCHING DEPARTMENT OF PUBLIC WELFARE | 0.00 | 17,107.23 | |
| 008 WORKMENS COMPENSATION TRANSFER PRAIRIE VIEW A & M COLLEGE | 0.00 | 12,529.63 | |
| 010 PRINTING AND OFFICE SUPPLIES PRAIRIE VIEW A & M COLLEGE | 0.00 | 45,039.33 | |
| 011 GASOLINE OIL LUB WASH AND GREASE PRAIRIE VIEW A & M COLLEGE | 0.00 | 5,568.63 | |
| 014 FEED FOR ANIMALS SEED AND SMALL PLANTS PRAIRIE VIEW A & M COLLEGE | 0.00 | 19,737.32 | |
| 015 DRUGS AND CHEMICALS FOR MEDICAL & LAB PRAIRIE VIEW A & M COLLEGE | 0.00 | 143.38 | |
| 016 OTHER SUPPLIES AND MATERIALS PRAIRIE VIEW A & M COLLEGE | 0.00 | 28,271.81 | |
| 020 POSTAGE PRAIRIE VIEW A & M COLLEGE | 0.00 | 12,146.50 | |
| 021 UTILITIES TELEPHONE AND TELEGRAPH PRAIRIE VIEW A & M COLLEGE | 0.00 | 25,687.75 | |

FUND 245 PRAIRIE VIEW A & M COLLEGE CURRENT FUND

| EXPENDITURES: | REFUNDS RECEIVED EXPENDITURES | GROSS TOTAL EXPENDITURES | |
|---|----------------------------------|-----------------------------|--------------------|
| 022 TRANSPORTATION OF THINGS PRAIRIE VIEW A & M COLLEGE | 0.00 | 706.83 | |
| 024 REPAIRS OTHER CONTRACT PRAIRIE VIEW A & M COLLEGE | 0.00 | 3,130.01 | |
| 025 TRAVEL EXPENSE PRAIRIE VIEW A & M COLLEGE | 0.00 | 26,201.91 | |
| 026 RENTS PRAIRIE VIEW A & M COLLEGE | 0.00 | 54,768.85 | |
| 028 OTHER OPERATING EXPENSES PRAIRIE VIEW A & M COLLEGE | 885.22 | 74,421.26 | |
| 048 GRANTS TO OTHERS PRAIRIE VIEW A & M COLLEGE | 0.00 | 10,628.00 | |
| 060 EQUIPMENT AND FURNITURE INVENTORY PRAIRIE VIEW A & M COLLEGE | 0.00 | 29,860.41 | |
| 062 LIBRARY BOOKS PRAIRIE VIEW A & M COLLEGE | 0.00 | 58,527.23 | |
| 068 BLDG PURCHASED CONST & REMODELED PRAIRIE VIEW A & M COLLEGE | 0.00 | 18,241.99 | |
| 095 DEPARTMENTAL TRANSFERS-PUR OF SUPP & SERVICES PRAIRIE VIEW A & M COLLEGE | 0.00 | 2,231.88 | |
| 199 REVENUE REFUNDS APPLIED PRAIRIE VIEW A & M COLLEGE | 0.00 | 4,911.67 | |
| 999 EXPENDITURE REFUNDS APPLIED PRAIRIE VIEW A & M COLLEGE | 0.00 | 885.22 | |
| TOTAL EXPENDITURES | 885.22 | 497,010.69 | 496,125.47 |
| NET CASH BALANCE, AUGUST 31, 1971 | | | 366,486.45- |

FUND 247 TEXAS SOUTHERN UNIVERSITY CURRENT FUND

NET CASH BALANCE, SEPTEMBER 1, 1970

125,636.68-

| RECEIPTS: | REFUNDS PAID RECEIPTS | GROSS TOTAL RECEIPTS | |
|---|-----------------------|----------------------|---------------|
| 199 REVENUE REFUNDS APPLIED SOUTHERN UNIVERSITY | 0.00 | 9,411.85- | |
| 225 HIGHER EDUCATION REGISTRATION FEES SOUTHERN UNIVERSITY | 8,845.30- | 793,104.67- | |
| 304 HIGHER EDUCATION STUDENT FEES SOUTHERN UNIVERSITY | 521.30- | 54,207.47- | |
| 310 OTHER FILING OFFICE AND SERVICE FEES SOUTHERN UNIVERSITY | 45.25- | 129,788.76- | |
| 441 RENTAL LANDS AND BUILDINGS SOUTHERN UNIVERSITY | 0.00 | 1,684.96- | |
| 564 INSURANCE AND DAMAGES SOUTHERN UNIVERSITY | 0.00 | 81.25- | |
| 565 WARRANTS VOIDED BY STATUTE OF LIMITATION SOUTHERN UNIVERSITY | 0.00 | 699.55- | |
| 625 DEPT TRANS-SALES OF SUPPLIES & SER SOUTHERN UNIVERSITY | 0.00 | 6,799.00- | |
| TOTAL RECEIPTS | 9,411.85- | 995,777.51- | 986,365.66- |
| TOTAL NET RECEIPTS | | | 986,365.66- |
| TOTAL | | | 1,112,002.34- |

| EXPENDITURES: | REFUNDS RECEIVED EXPENDITURES | GROSS TOTAL EXPENDITURES |
|---|-------------------------------|--------------------------|
| 001 SALARIES AND WAGES SOUTHERN UNIVERSITY | 0.00 | 278,824.02 |
| 002 PROFESSIONAL SERVICES AND FEES SOUTHERN UNIVERSITY | 0.00 | 1,691.06 |
| 007 O A S I MATCHING DEPARTMENT OF PUBLIC WELFARE | 0.00 | 2,704.44 |
| 010 PRINTING AND OFFICE SUPPLIES SOUTHERN UNIVERSITY | 0.00 | 60.66 |
| 011 GASOLINE OIL LUB WASH AND GREASE SOUTHERN UNIVERSITY | 0.00 | 8,428.10 |
| 014 FEED FOR ANIMALS SEED AND SMALL PLANTS SOUTHERN UNIVERSITY | 0.00 | 503.32 |
| 016 OTHER SUPPLIES AND MATERIALS SOUTHERN UNIVERSITY | 0.00 | 81,577.03 |
| 020 POSTAGE SOUTHERN UNIVERSITY | 0.00 | 13,135.98 |
| 021 UTILITIES TELEPHONE AND TELEGRAPH SOUTHERN UNIVERSITY | 0.00 | 253,596.04 |
| 022 TRANSPORTATION OF THINGS SOUTHERN UNIVERSITY | 0.00 | 106.55 |
| 025 TRAVEL EXPENSE SOUTHERN UNIVERSITY | 0.00 | 13,304.06 |
| 026 RENTS SOUTHERN UNIVERSITY | 0.00 | 64,336.44 |

FUND 247 TEXAS SOUTHERN UNIVERSITY CURRENT FUND

EXPENDITURES:

| | REFUNDS RECEIVED EXPENDITURES | GROSS TOTAL EXPENDITURES | |
|--|----------------------------------|-----------------------------|-------------|
| 028 OTHER OPERATING EXPENSES SOUTHERN UNIVERSITY | 0.00 | 89,010.79 | |
| 048 GRANTS TO OTHERS SOUTHERN UNIVERSITY | 0.00 | 12,000.00 | |
| 059 MISCELLANEOUS CLAIMS MISCELLANEOUS | 0.00 | 1.00 | |
| 060 EQUIPMENT AND FURNITURE INVENTORY SOUTHERN UNIVERSITY | 0.00 | 16,911.78 | |
| 062 LIBRARY BOOKS SOUTHERN UNIVERSITY | 0.00 | 33,563.01 | |
| 068 BLDG PURCHASED CONST & REMODELED SOUTHERN UNIVERSITY | 0.00 | 17,865.90 | |
| 095 DEPARTMENTAL TRANSFERS-PUR OF SUPP & SERVICES SOUTHERN UNIVERSITY | 0.00 | 976.32 | |
| 199 REVENUE REFUNDS APPLIED SOUTHERN UNIVERSITY | 0.00 | 9,411.85 | |
| TOTAL EXPENDITURES | 0.00 | 898,008.35 | 898,008.35 |
| NET CASH BALANCE, AUGUST 31, 1971 | | | 213,993.99- |

FUND 248 UNIV OF TEXAS AT AUSTIN CURRENT FUND

NET CASH BALANCE, SEPTEMBER 1, 1970

191,705.69-

| RECEIPTS: | REFUNDS PAID RECEIPTS | GROSS TOTAL RECEIPTS | |
|---|--------------------------|-------------------------|---------------|
| 199 REVENUE REFUNDS APPLIED UNIVERSITY OF TEXAS AT AUSTIN | 0.00 | 4,263.65- | |
| 225 HIGHER EDUCATION REGISTRATION FEES UNIVERSITY OF TEXAS AT AUSTIN | 4,009.74- | 4,813,609.20- | |
| 304 HIGHER EDUCATION STUDENT FEES UNIVERSITY OF TEXAS AT AUSTIN | 47.50- | 1,555,816.19- | |
| 310 OTHER FILING OFFICE AND SERVICE FEES UNIVERSITY OF TEXAS AT AUSTIN | 3.00- | 51,932.45- | |
| 423 PUBLICATION AND ADVERTISING SALES UNIVERSITY OF TEXAS AT AUSTIN | 181.61- | 554,455.93- | |
| 425 DORMITORY CAFETERIA & MERCHANDISE SALES UNIVERSITY OF TEXAS AT AUSTIN | 0.00 | 75,202.88- | |
| 426 OTHER SALES UNIVERSITY OF TEXAS AT AUSTIN | 21.80- | 56,969.53- | |
| 441 RENTAL LANDS AND BUILDINGS UNIVERSITY OF TEXAS AT AUSTIN | 0.00 | 96,400.11- | |
| 565 WARRANTS VOIDED BY STATUTE OF LIMITATION UNIVERSITY OF TEXAS AT AUSTIN | 0.00 | 1,804.34- | |
| 625 DEPT TRANS-SALES OF SUPPLIES & SER UNIVERSITY OF TEXAS AT AUSTIN | 0.00 | 135,604.42- | |
| TOTAL RECEIPTS | 4,263.65- | 7,346,058.70- | 7,341,795.05- |
| TOTAL NET RECEIPTS | | | 7,341,795.05- |
| TOTAL | | | 7,533,500.74- |

| EXPENDITURES: | REFUNDS RECEIVED EXPENDITURES | GROSS TOTAL EXPENDITURES |
|---|----------------------------------|-----------------------------|
| 001 SALARIES AND WAGES UNIVERSITY OF TEXAS AT AUSTIN | 0.00 | 3,212,146.95 |
| 002 PROFESSIONAL SERVICES AND FEES UNIVERSITY OF TEXAS AT AUSTIN | 0.00 | 41,817.62 |
| 007 O A S I MATCHING DEPARTMENT OF PUBLIC WELFARE | 0.00 | 73,010.05 |
| 008 WORKMENS COMPENSATION TRANSFER UNIVERSITY OF TEXAS AT AUSTIN | 0.00 | 32,908.90 |
| 010 PRINTING AND OFFICE SUPPLIES UNIVERSITY OF TEXAS AT AUSTIN | 0.00 | 37,681.27 |
| 011 GASOLINE OIL LUB WASH AND GREASE UNIVERSITY OF TEXAS AT AUSTIN | 0.00 | 6,073.11 |
| 014 FEED FOR ANIMALS SEED AND SMALL PLANTS UNIVERSITY OF TEXAS AT AUSTIN | 0.00 | 27.00 |
| 015 DRUGS AND CHEMICALS FOR MEDICAL & LAB UNIVERSITY OF TEXAS AT AUSTIN | 0.00 | 217.24 |
| 016 OTHER SUPPLIES AND MATERIALS UNIVERSITY OF TEXAS AT AUSTIN | 0.00 | 294,398.93 |
| 020 POSTAGE UNIVERSITY OF TEXAS AT AUSTIN | 0.00 | 43,006.00 |

FUND 248 UNIV OF TEXAS AT AUSTIN CURRENT FUND

| EXPENDITURES: | REFUNDS RECEIVED EXPENDITURES | GROSS TOTAL EXPENDITURES | |
|--|----------------------------------|-----------------------------|---------------|
| 021 UTILITIES TELEPHONE AND TELEGRAPH UNIVERSITY OF TEXAS AT AUSTIN | 0.00 | 19,058.42 | |
| 022 TRANSPORTATION OF THINGS UNIVERSITY OF TEXAS AT AUSTIN | 0.00 | 5,031.19 | |
| 024 REPAIRS OTHER CONTRACT UNIVERSITY OF TEXAS AT AUSTIN | 0.00 | 9,792.67 | |
| 025 TRAVEL EXPENSE UNIVERSITY OF TEXAS AT AUSTIN | 0.00 | 47,909.89 | |
| 026 RENTS UNIVERSITY OF TEXAS AT AUSTIN | 0.00 | 204,419.78 | |
| 027 SURETY BOND PREMIUMS UNIVERSITY OF TEXAS AT AUSTIN | 0.00 | 1,977.00 | |
| 028 OTHER OPERATING EXPENSES UNIVERSITY OF TEXAS AT AUSTIN | 0.00 | 142,639.63 | |
| 059 MISCELLANEOUS CLAIMS MISCELLANEOUS | 0.00 | 240.12 | |
| 060 EQUIPMENT AND FURNITURE INVENTORY UNIVERSITY OF TEXAS AT AUSTIN | 0.00 | 168,249.19 | |
| 062 LIBRARY BOOKS UNIVERSITY OF TEXAS AT AUSTIN | 0.00 | 247,703.16 | |
| 068 BLDG PURCHASED CONST & REMODELED UNIVERSITY OF TEXAS AT AUSTIN | 0.00 | 18,756.77 | |
| 095 DEPARTMENTAL TRANSFERS-PUR OF SUPP & SERVICES UNIVERSITY OF TEXAS AT AUSTIN | 0.00 | 3,169.95 | |
| 199 REVENUE REFUNDS APPLIED UNIVERSITY OF TEXAS AT AUSTIN | 0.00 | 4,263.65 | |
| TOTAL EXPENDITURES | 0.00 | 4,614,498.49 | 4,614,498.49 |
| NET CASH BALANCE, AUGUST 31, 1971 | | | 2,919,002.25- |

FUND 250 UT AT EL PASO CURRENT FUND

NET CASH BALANCE, SEPTEMBER 1, 1970

67,339.31-

| RECEIPTS: | REFUNDS PAID RECEIPTS | GROSS TOTAL RECEIPTS | |
|---|--------------------------|-------------------------|---------------|
| 225 HIGHER EDUCATION REGISTRATION FEES U OF T AT EL PASO | 0.00 | 1,752,460.50- | |
| 304 HIGHER EDUCATION STUDENT FEES U OF T AT EL PASO | 0.00 | 130,356.00- | |
| 565 WARRANTS VOIDED BY STATUTE OF LIMITATION U OF T AT EL PASO | 0.00 | 66.79- | |
| TOTAL RECEIPTS | 0.00 | 1,882,883.29- | 1,882,883.29- |
| TOTAL NET RECEIPTS | | | 1,882,883.29- |
| TOTAL | | | 1,950,222.60- |

| EXPENDITURES: | REFUNDS RECEIVED EXPENDITURES | GROSS TOTAL EXPENDITURES |
|---|----------------------------------|-----------------------------|
| 001 SALARIES AND WAGES U OF T AT EL PASO | 0.00 | 149,846.93 |
| 002 PROFESSIONAL SERVICES AND FEES U OF T AT EL PASO | 0.00 | 1,615.74 |
| 007 O A S I MATCHING DEPARTMENT OF PUBLIC WELFARE | 0.00 | 3,223.93 |
| 010 PRINTING AND OFFICE SUPPLIES U OF T AT EL PASO | 0.00 | 76,851.95 |
| 011 GASOLINE OIL LUB WASH AND GREASE U OF T AT EL PASO | 0.00 | 1,730.77 |
| 014 FEED FOR ANIMALS SEED AND SMALL PLANTS U OF T AT EL PASO | 0.00 | 1,312.21 |
| 015 DRUGS AND CHEMICALS FOR MEDICAL & LAB U OF T AT EL PASO | 0.00 | 3,350.37 |
| 016 OTHER SUPPLIES AND MATERIALS U OF T AT EL PASO | 0.00 | 149,994.86 |
| 020 POSTAGE U OF T AT EL PASO | 0.00 | 22,750.00 |
| 021 UTILITIES TELEPHONE AND TELEGRAPH U OF T AT EL PASO | 0.00 | 902,825.45 |
| 022 TRANSPORTATION OF THINGS U OF T AT EL PASO | 0.00 | 67.00 |
| 023 REPAIRS TO BUILDINGS CONTRACT U OF T AT EL PASO | 0.00 | 3,469.40 |
| 024 REPAIRS OTHER CONTRACT U OF T AT EL PASO | 0.00 | 2,910.10 |
| 025 TRAVEL EXPENSE U OF T AT EL PASO | 0.00 | 85,650.99 |
| 026 RENTS U OF T AT EL PASO | 0.00 | 192,574.85 |
| 028 OTHER OPERATING EXPENSES U OF T AT EL PASO | 0.00 | 52,322.33 |
| 048 GRANTS TO OTHERS U OF T AT EL PASO | 0.00 | 19,200.00 |

FUND 250 UT AT EL PASO CURRENT FUND

EXPENDITURES:

| | REFUNDS RECEIVED EXPENDITURES | GROSS TOTAL EXPENDITURES | |
|--|----------------------------------|-----------------------------|--------------|
| 060 EQUIPMENT AND FURNITURE INVENTORY U OF T AT EL PASO | 0.00 | 177,853.00 | |
| 062 LIBRARY BOOKS U OF T AT EL PASO | 0.00 | 187,214.42 | |
| 068 BLDG PURCHASED CONST & REMODELED U OF T AT EL PASO | 0.00 | 14,049.32 | |
| 095 DEPARTMENTAL TRANSFERS-PUR OF SUPP & SERVICES U OF T AT EL PASO | 0.00 | 7,049.31 | |
| TOTAL EXPENDITURES | 0.00 | 1,655,862.93 | 1,655,862.93 |
| NET CASH BALANCE, AUGUST 31, 1971 | | | 294,359.67- |

FUND 253 TEXAS WOMANS UNIVERSITY CURRENT FUND

NET CASH BALANCE, SEPTEMBER 1, 1970

193,480.17-

| RECEIPTS: | REFUNDS PAID RECEIPTS | GROSS TOTAL RECEIPTS | |
|---|--------------------------|-------------------------|---------------|
| 275 HIGHER EDUCATION REGISTRATION FEES TEXAS WOMANS UNIVERSITY | 0.00 | 884,807.39- | |
| 304 HIGHER EDUCATION STUDENT FEES TEXAS WOMANS UNIVERSITY | 0.00 | 15,897.00- | |
| 565 WARRANTS VOIDED BY STATUTE OF LIMITATION TEXAS WOMANS UNIVERSITY | 0.00 | 24.00- | |
| TOTAL RECEIPTS | 0.00 | 900,728.39- | 900,728.39- |
| TOTAL NET RECEIPTS | | | 900,728.39- |
| TOTAL | | | 1,094,208.56- |

| EXPENDITURES: | REFUNDS RECEIVED EXPENDITURES | GROSS TOTAL EXPENDITURES | |
|---|----------------------------------|-----------------------------|--|
| 001 SALARIES AND WAGES TEXAS WOMANS UNIVERSITY | 0.00 | 425,246.82 | |
| 007 O A S I MATCHING DEPARTMENT OF PUBLIC WELFARE | 0.00 | 11,689.17 | |
| 010 PRINTING AND OFFICE SUPPLIES TEXAS WOMANS UNIVERSITY | 0.00 | 413.88 | |
| 011 GASOLINE OIL LUB WASH AND GREASE TEXAS WOMANS UNIVERSITY | 0.00 | 3,476.61 | |
| 014 FEED FOR ANIMALS SEED AND SMALL PLANTS TEXAS WOMANS UNIVERSITY | 0.00 | 353.70 | |
| 015 DRUGS AND CHEMICALS FOR MEDICAL & LAB TEXAS WOMANS UNIVERSITY | 0.00 | 14.21 | |
| 016 OTHER SUPPLIES AND MATERIALS TEXAS WOMANS UNIVERSITY | 0.00 | 59,931.12 | |
| 020 POSTAGE TEXAS WOMANS UNIVERSITY | 0.00 | 7,400.00 | |
| 021 UTILITIES TELEPHONE AND TELEGRAPH TEXAS WOMANS UNIVERSITY | 0.00 | 154,175.94 | |
| 023 REPAIRS TO BUILDINGS CONTRACT TEXAS WOMANS UNIVERSITY | 0.00 | 2,150.00 | |
| 024 REPAIRS OTHER CONTRACT TEXAS WOMANS UNIVERSITY | 0.00 | 12,619.52 | |
| 025 TRAVEL EXPENSE TEXAS WOMANS UNIVERSITY | 0.00 | 14,724.03 | |
| 026 RENTS TEXAS WOMANS UNIVERSITY | 0.00 | 25,220.79 | |
| 028 OTHER OPERATING EXPENSES TEXAS WOMANS UNIVERSITY | 0.00 | 49,145.53 | |
| 048 GRANTS TO OTHERS TEXAS WOMANS UNIVERSITY | 0.00 | 25,199.00 | |
| 060 EQUIPMENT AND FURNITURE INVENTORY TEXAS WOMANS UNIVERSITY | 0.00 | 65,057.20 | |
| 062 LIBRARY BOOKS TEXAS WOMANS UNIVERSITY | 0.00 | 178,597.02 | |

FUND 253 TEXAS WOMANS UNIVERSITY CURRENT FUND

| EXPENDITURES: | REFUNDS RECEIVED EXPENDITURES | GROSS TOTAL EXPENDITURES | |
|--|----------------------------------|-----------------------------|--------------|
| 095 DEPARTMENTAL TRANSFERS-PUR OF SUPP & SERVICES TEXAS WOMANS UNIVERSITY | 0.00 | 301.95 | |
| TOTAL EXPENDITURES | 0.00 | 1,035,716.49 | 1,035,716.49 |
| NET CASH BALANCE, AUGUST 31, 1971 | | | 58,492.07- |

FUND 254 A & I UNIV CURRENT FUND

NET CASH BALANCE, SEPTEMBER 1, 1970

550,281.07-

| RECEIPTS: | REFUNDS PAID RECEIPTS | GROSS TOTAL RECEIPTS | |
|--|-----------------------|----------------------|---------------|
| 199 REVENUE REFUNDS APPLIED A & I UNIVERSITY | 0.00 | 30,092.88- | |
| 225 HIGHER EDUCATION REGISTRATION FEES A & I UNIVERSITY | 27,573.35- | 1,003,306.04- | |
| 304 HIGHER EDUCATION STUDENT FEES A & I UNIVERSITY | 2,410.50- | 67,105.50- | |
| 310 OTHER FILING OFFICE AND SERVICE FEES A & I UNIVERSITY | 109.03- | 15,571.12- | |
| 421 FARM DAIRY AND GARDEN PRODUCTS SALES A & I UNIVERSITY | 0.00 | 37,654.24- | |
| 426 OTHER SALES A & I UNIVERSITY | 0.00 | 68,669.24- | |
| 502 INTEREST ON LOCAL DEPOSITS A & I UNIVERSITY | 0.00 | 25,223.96- | |
| 565 WARRANTS VOIDED BY STATUTE OF LIMITATION A & I UNIVERSITY | 0.00 | 7.60- | |
| 570 OTHER MISCELLANEOUS GOVERNMENTAL REVENUE A & I UNIVERSITY | 0.00 | 20,328.95- | |
| 615 PETTY CASH ADVANCE REPAYMENTS A & I UNIVERSITY | 0.00 | 750.00- | |
| 625 DEPT TRANS-SALES OF SUPPLIES & SER A & I UNIVERSITY | 0.00 | 9,337.00- | |
| TOTAL RECEIPTS | 30,092.88- | 1,278,046.53- | 1,247,953.65- |
| TOTAL NET RECEIPTS | | | 1,247,953.65- |
| TOTAL | | | 1,798,234.72- |

| EXPENDITURES: | REFUNDS RECEIVED EXPENDITURES | GROSS TOTAL EXPENDITURES | |
|--|-------------------------------|--------------------------|--|
| 001 SALARIES AND WAGES A & I UNIVERSITY | 0.00 | 171,510.74 | |
| 002 PROFESSIONAL SERVICES AND FEES A & I UNIVERSITY | 0.00 | 2,897.00 | |
| 007 O A S I MATCHING DEPARTMENT OF PUBLIC WELFARE | 0.00 | 85.89 | |
| 010 PRINTING AND OFFICE SUPPLIES A & I UNIVERSITY | 0.00 | 21,202.77 | |
| 011 GASOLINE OIL LUB WASH AND GREASE A & I UNIVERSITY | 0.00 | 5,013.09 | |
| 014 FEED FOR ANIMALS SEED AND SMALL PLANTS A & I UNIVERSITY | 0.00 | 9,000.95 | |
| 015 DRUGS AND CHEMICALS FOR MEDICAL & LAB A & I UNIVERSITY | 0.00 | 6,208.59 | |
| 016 OTHER SUPPLIES AND MATERIALS A & I UNIVERSITY | 0.00 | 187,322.74 | |
| 020 POSTAGE A & I UNIVERSITY | 0.00 | 25,755.00 | |

FUND 254 A & I UNIV CURRENT FUND

EXPENDITURES:

| | REFUNDS RECEIVED EXPENDITURES | GROSS TOTAL EXPENDITURES | |
|---|----------------------------------|-----------------------------|-------------|
| 021 UTILITIES TELEPHONE AND TELEGRAPH A & I UNIVERSITY | 0.00 | 43,232.86 | |
| 022 TRANSPORTATION OF THINGS A & I UNIVERSITY | 0.00 | 1,868.78 | |
| 023 REPAIRS TO BUILDINGS CONTRACT A & I UNIVERSITY | 0.00 | 130.00 | |
| 024 REPAIRS OTHER CONTRACT A & I UNIVERSITY | 0.00 | 10,608.21 | |
| 025 TRAVEL EXPENSE A & I UNIVERSITY | 0.00 | 34,196.22 | |
| 026 RENTS A & I UNIVERSITY | 0.00 | 127,341.99 | |
| 028 OTHER OPERATING EXPENSES A & I UNIVERSITY | 0.00 | 57,260.81 | |
| 048 GRANTS TO OTHERS A & I UNIVERSITY | 0.00 | 2,050.00 | |
| 060 EQUIPMENT AND FURNITURE INVENTORY A & I UNIVERSITY | 0.00 | 156,623.76 | |
| 062 LIBRARY BOOKS A & I UNIVERSITY | 0.00 | 73,671.96 | |
| 064 LIVESTOCK AND POULTRY A & I UNIVERSITY | 0.00 | 385.00 | |
| 067 LAND IMPROVEMENTS A & I UNIVERSITY | 0.00 | 5,543.80 | |
| 068 BLDG PURCHASED CONST & REMODELED A & I UNIVERSITY | 0.00 | 2,253.60 | |
| 095 DEPARTMENTAL TRANSFERS-PUR OF SUPP & SERVICES A & I UNIVERSITY | 0.00 | 3,237.53 | |
| 199 REVENUE REFUNDS APPLIED A & I UNIVERSITY | 0.00 | 30,092.88 | |
| TOTAL EXPENDITURES | 0.00 | 977,494.17 | 977,494.17 |
| NET CASH BALANCE, AUGUST 31, 1971 | | | 820,740.55- |

FUND 255 TEXAS TECHNOLOGICAL UNIV CURRENT FUND

NET CASH BALANCE, SEPTEMBER 1, 1970

1,949,716.47-

| RECEIPTS: | REFUNDS PAID RECEIPTS | GROSS TOTAL RECEIPTS | |
|--|--------------------------|-------------------------|----------------------|
| 199 REVENUE REFUNDS APPLIED TEXAS TECHNOLOGICAL UNIV | 0.00 | 36,336.65- | |
| 225 HIGHER EDUCATION REGISTRATION FEES TEXAS TECHNOLOGICAL UNIV | 31,430.65- | 2,470,337.33- | |
| 304 HIGHER EDUCATION STUDENT FEES TEXAS TECHNOLOGICAL UNIV | 4,906.00- | 369,422.86- | |
| 420 MACHINERY AND EQUIPMENT SALES TEXAS TECHNOLOGICAL UNIV | 0.00 | 1,332.00- | |
| 421 FARM DAIRY AND GARDEN PRODUCTS SALES TEXAS TECHNOLOGICAL UNIV | 0.00 | 677,710.17- | |
| 422 PROCESSED PRODUCTS SALES TEXAS TECHNOLOGICAL UNIV | 0.00 | 1,116.98- | |
| 424 OPERATING SUPPLIES SALES TEXAS TECHNOLOGICAL UNIV | 0.00 | 304.61- | |
| 426 OTHER SALES TEXAS TECHNOLOGICAL UNIV | 0.00 | 12,204.26- | |
| 442 RENTAL EQUIPMENT TEXAS TECHNOLOGICAL UNIV | 0.00 | 956.53- | |
| 502 INTEREST ON LOCAL DEPOSITS TEXAS TECHNOLOGICAL UNIV | 0.00 | 71,177.99- | |
| 565 WARRANTS VOIDED BY STATUTE OF LIMITATION TEXAS TECHNOLOGICAL UNIV | 0.00 | 274.92- | |
| 625 DEPT TRANS-SALES OF SUPPLIES & SER TEXAS TECHNOLOGICAL UNIV | 0.00 | 13,800.00- | |
| 999 EXPENDITURE REFUNDS APPLIED TEXAS TECHNOLOGICAL UNIV | 0.00 | 309.13- | |
| TOTAL RECEIPTS | 36,336.65- | 3,655,283.43- | 3,618,946.78- |
| TOTAL NET RECEIPTS | | | 3,618,946.78- |
| TOTAL | | | 5,568,663.25- |

| EXPENDITURES: | REFUNDS RECEIVED EXPENDITURES | GROSS TOTAL EXPENDITURES |
|--|----------------------------------|-----------------------------|
| 001 SALARIES AND WAGES TEXAS TECHNOLOGICAL UNIV | 0.00 | 448,468.14 |
| 002 PROFESSIONAL SERVICES AND FEES TEXAS TECHNOLOGICAL UNIV | 0.00 | 50,692.29 |
| 007 O A S I MATCHING DEPARTMENT OF PUBLIC WELFARE | 0.00 | 13,720.93 |
| 008 WORKMENS COMPENSATION TRANSFER TEXAS TECHNOLOGICAL UNIV | 0.00 | 3,609.83 |
| 010 PRINTING AND OFFICE SUPPLIES TEXAS TECHNOLOGICAL UNIV | 0.00 | 12,470.43 |
| 011 GASOLINE OIL LUB WASH AND GREASE TEXAS TECHNOLOGICAL UNIV | 309.13 | 19,135.40 |
| 014 FEED FOR ANIMALS SEED AND SMALL PLANTS TEXAS TECHNOLOGICAL UNIV | 0.00 | 33,717.33 |

FUND 255 TEXAS TECHNOLOGICAL UNIV CURRENT FUND

EXPENDITURES:

| | REFUNDS RECEIVED EXPENDITURES | GROSS TOTAL EXPENDITURES | |
|---|----------------------------------|-----------------------------|----------------------|
| 015 DRUGS AND CHEMICALS FOR MEDICAL & LAB TEXAS TECHNOLOGICAL UNIV | 0.00 | 19,586.62 | |
| 016 OTHER SUPPLIES AND MATERIALS TEXAS TECHNOLOGICAL UNIV | 0.00 | 698,203.79 | |
| 021 UTILITIES TELEPHONE AND TELEGRAPH TEXAS TECHNOLOGICAL UNIV | 0.00 | 535,217.91 | |
| 022 TRANSPORTATION OF THINGS TEXAS TECHNOLOGICAL UNIV | 0.00 | 7,279.14 | |
| 023 REPAIRS TO BUILDINGS CONTRACT TEXAS TECHNOLOGICAL UNIV | 0.00 | 61,276.27 | |
| 024 REPAIRS OTHER CONTRACT TEXAS TECHNOLOGICAL UNIV | 0.00 | 25,631.50 | |
| 025 TRAVEL EXPENSE TEXAS TECHNOLOGICAL UNIV | 0.00 | 122,239.57 | |
| 026 RENTS TEXAS TECHNOLOGICAL UNIV | 0.00 | 343,734.01 | |
| 028 OTHER OPERATING EXPENSES TEXAS TECHNOLOGICAL UNIV | 0.00 | 305,020.94 | |
| 048 GRANTS TO OTHERS TEXAS TECHNOLOGICAL UNIV | 0.00 | 12,359.95 | |
| 060 EQUIPMENT AND FURNITURE INVENTORY TEXAS TECHNOLOGICAL UNIV | 0.00 | 349,148.60 | |
| 062 LIBRARY BOOKS TEXAS TECHNOLOGICAL UNIV | 0.00 | 401,431.98 | |
| 064 LIVESTOCK AND POULTRY TEXAS TECHNOLOGICAL UNIV | 0.00 | 1,275.00 | |
| 067 LAND IMPROVEMENTS TEXAS TECHNOLOGICAL UNIV | 0.00 | 6,563.20 | |
| 068 BLDG PURCHASED CONST & REMODELED TEXAS TECHNOLOGICAL UNIV | 0.00 | 39,297.36 | |
| 095 DEPARTMENTAL TRANSFERS-PUR OF SUPP & SERVICES TEXAS TECHNOLOGICAL UNIV | 0.00 | 4,156.32 | |
| 199 REVENUE REFUNDS APPLIED TEXAS TECHNOLOGICAL UNIV | 0.00 | 36,336.65 | |
| 999 EXPENDITURE REFUNDS APPLIED TEXAS TECHNOLOGICAL UNIV | 0.00 | 309.13 | |
| TOTAL EXPENDITURES | 309.13 | 3,550,882.29 | 3,550,573.16 |
| NET CASH BALANCE, AUGUST 31, 1971 | | | 2,018,090.09- |

FUND 256 LAMAR UNIVERSITY CURRENT FUND

NET CASH BALANCE, SEPTEMBER 1, 1970

940,048.36-

| RECEIPTS: | REFUNDS PAID RECEIPTS | GROSS TOTAL RECEIPTS | |
|--|-----------------------|----------------------|---------------|
| 199 REVENUE REFUNDS APPLIED LAMAR UNIVERSITY | 0.00 | 17,671.59- | |
| 225 HIGHER EDUCATION REGISTRATION FEES LAMAR UNIVERSITY | 15,921.64- | 1,138,512.49- | |
| 304 HIGHER EDUCATION STUDENT FEES LAMAR UNIVERSITY | 1,749.95- | 70,653.80- | |
| 310 OTHER FILING OFFICE AND SERVICE FEES LAMAR UNIVERSITY | 0.00 | 104,426.98- | |
| 502 INTEREST ON LOCAL DEPOSITS LAMAR UNIVERSITY | 0.00 | 13,116.42- | |
| 565 WARRANTS VOIDED BY STATUTE OF LIMITATION LAMAR UNIVERSITY | 0.00 | 17.35- | |
| 625 DEPT TRANS-SALES OF SUPPLIES & SER LAMAR UNIVERSITY | 0.00 | 315,423.39- | |
| TOTAL RECEIPTS | 17,671.59- | 1,659,822.02- | 1,642,150.43- |
| TOTAL NET RECEIPTS | | | 1,642,150.43- |
| TOTAL | | | 2,582,198.79- |

| EXPENDITURES: | REFUNDS RECEIVED EXPENDITURES | GROSS TOTAL EXPENDITURES | |
|--|-------------------------------|--------------------------|--|
| 001 SALARIES AND WAGES LAMAR UNIVERSITY | 0.00 | 354,369.75 | |
| 002 PROFESSIONAL SERVICES AND FEES LAMAR UNIVERSITY | 0.00 | 6,874.66 | |
| 007 O A S I MATCHING DEPARTMENT OF PUBLIC WELFARE | 0.00 | 10,991.13 | |
| 010 PRINTING AND OFFICE SUPPLIES LAMAR UNIVERSITY | 0.00 | 17,557.46 | |
| 011 GASOLINE OIL LUB WASH AND GREASE LAMAR UNIVERSITY | 0.00 | 6,600.19 | |
| 013 CLOTHING AND DRYGOODS FOR PERSONS LAMAR UNIVERSITY | 0.00 | 168.64 | |
| 014 FEED FOR ANIMALS SEED AND SMALL PLANTS LAMAR UNIVERSITY | 0.00 | 707.98 | |
| 015 DRUGS AND CHEMICALS FOR MEDICAL & LAB LAMAR UNIVERSITY | 0.00 | 109.52 | |
| 016 OTHER SUPPLIES AND MATERIALS LAMAR UNIVERSITY | 0.00 | 266,600.03 | |
| 020 POSTAGE LAMAR UNIVERSITY | 0.00 | 25,530.00 | |
| 021 UTILITIES TELEPHONE AND TELEGRAPH LAMAR UNIVERSITY | 0.00 | 144,306.84 | |
| 022 TRANSPORTATION OF THINGS LAMAR UNIVERSITY | 0.00 | 7,169.93 | |
| 024 REPAIRS OTHER CONTRACT LAMAR UNIVERSITY | 0.00 | 29,023.42 | |

FUND 256 LAMAR UNIVERSITY CURRENT FUND

| EXPENDITURES: | REFUNDS RECEIVED EXPENDITURES | GROSS TOTAL EXPENDITURES | |
|---|----------------------------------|-----------------------------|--------------|
| 025 TRAVEL EXPENSE LAMAR UNIVERSITY | 0.00 | 48,390.30 | |
| 026 RENTS LAMAR UNIVERSITY | 0.00 | 76,495.91 | |
| 028 OTHER OPERATING EXPENSES LAMAR UNIVERSITY | 0.00 | 226,158.47 | |
| 060 EQUIPMENT AND FURNITURE INVENTORY LAMAR UNIVERSITY | 0.00 | 283,526.94 | |
| 062 LIBRARY BOOKS LAMAR UNIVERSITY | 0.00 | 165,216.82 | |
| 067 LAND IMPROVEMENTS LAMAR UNIVERSITY | 0.00 | 463.60 | |
| 068 BLDG PURCHASED CONST & REMODELED LAMAR UNIVERSITY | 0.00 | 302,270.38 | |
| 095 DEPARTMENTAL TRANSFERS-PUR OF SUPP & SERVICES LAMAR UNIVERSITY | 0.00 | 8,154.83 | |
| 199 REVENUE REFUNDS APPLIED LAMAR UNIVERSITY | 0.00 | 17,671.59 | |
| TOTAL EXPENDITURES | 0.00 | 1,998,358.39 | 1,998,358.39 |
| NET CASH BALANCE, AUGUST 31, 1971 | | | 583,840.40- |

FUND 257 EAST TEXAS STATE UNIV CURRENT FUND

NET CASH BALANCE, SEPTEMBER 1, 1970

1,674,391.38-

| | REFUNDS PAID RECEIPTS | GROSS TOTAL RECEIPTS | |
|---|--------------------------|-------------------------|---------------|
| RECEIPTS: | | | |
| 199 REVENUE REFUNDS APPLIED EAST TEXAS STATE UNIV | 0.00 | 13,472.54- | |
| 225 HIGHER EDUCATION REGISTRATION FEES EAST TEXAS STATE UNIV | 12,174.35- | 981,623.00- | |
| 304 HIGHER EDUCATION STUDENT FEES EAST TEXAS STATE UNIV | 1,188.15- | 233,561.47- | |
| 421 FARM DAIRY AND GARDEN PRODUCTS SALES EAST TEXAS STATE UNIV | 0.00 | 58,742.88- | |
| 425 DORMITORY CAFETERIA & MERCHANDISE SALES EAST TEXAS STATE UNIV | 0.00 | 4,178.41- | |
| 426 OTHER SALES EAST TEXAS STATE UNIV | 1.00- | 94,346.52- | |
| 441 RENTAL LANDS AND BUILDINGS EAST TEXAS STATE UNIV | 0.00 | 3,453.00- | |
| 502 INTEREST ON LOCAL DEPOSITS EAST TEXAS STATE UNIV | 0.00 | 32,499.98- | |
| 565 WARRANTS VOIDED BY STATUTE OF LIMITATION EAST TEXAS STATE UNIV | 0.00 | 33.85- | |
| 570 OTHER MISCELLANEOUS GOVERNMENTAL REVENUE EAST TEXAS STATE UNIV | 109.04- | 65,152.40- | |
| 625 DEPT TRANS-SALES OF SUPPLIES & SER EAST TEXAS STATE UNIV | 0.00 | 12,797.74- | |
| 999 EXPENDITURE REFUNDS APPLIED EAST TEXAS STATE UNIV | 0.00 | 73.75- | |
| TOTAL RECEIPTS | 13,472.54- | 1,499,935.54- | 1,486,463.00- |
| TOTAL NET RECEIPTS | | | 1,486,463.00- |
| TOTAL | | | 3,160,854.38- |
| EXPENDITURES: | | | |
| 001 SALARIES AND WAGES EAST TEXAS STATE UNIV | 73.75 | 821,083.61 | |
| 002 PROFESSIONAL SERVICES AND FEES EAST TEXAS STATE UNIV | 0.00 | 7,387.27 | |
| 007 O A S I MATCHING DEPARTMENT OF PUBLIC WELFARE | 0.00 | 25,597.07 | |
| 010 PRINTING AND OFFICE SUPPLIES EAST TEXAS STATE UNIV | 0.00 | 67,643.26 | |
| 011 GASOLINE OIL LUB WASH AND GREASE EAST TEXAS STATE UNIV | 0.00 | 11,864.30 | |
| 013 CLOTHING AND DRYGOODS FOR PERSONS EAST TEXAS STATE UNIV | 0.00 | 1,754.84 | |
| 014 FEED FOR ANIMALS SEED AND SMALL PLANTS EAST TEXAS STATE UNIV | 0.00 | 24,525.95 | |
| 016 OTHER SUPPLIES AND MATERIALS EAST TEXAS STATE UNIV | 0.00 | 111,455.64 | |

FUND 257 EAST TEXAS STATE UNIV CURRENT FUND

| EXPENDITURES: | REFUNDS RECEIVED EXPENDITURES | GROSS TOTAL EXPENDITURES | |
|--|----------------------------------|-----------------------------|---------------|
| 020 POSTAGE EAST TEXAS STATE UNIV | 0.00 | 18,072.00 | |
| 021 UTILITIES TELEPHONE AND TELEGRAPH EAST TEXAS STATE UNIV | 0.00 | 184,371.63 | |
| 022 TRANSPORTATION OF THINGS EAST TEXAS STATE UNIV | 0.00 | 332.25 | |
| 023 REPAIRS TO BUILDINGS CONTRACT EAST TEXAS STATE UNIV | 0.00 | 1,038.00 | |
| 024 REPAIRS OTHER CONTRACT EAST TEXAS STATE UNIV | 0.00 | 3,795.50 | |
| 025 TRAVEL EXPENSE EAST TEXAS STATE UNIV | 0.00 | 48,956.65 | |
| 026 RENTS EAST TEXAS STATE UNIV | 0.00 | 66,348.43 | |
| 028 OTHER OPERATING EXPENSES EAST TEXAS STATE UNIV | 0.00 | 29,713.56 | |
| 060 EQUIPMENT AND FURNITURE INVENTORY EAST TEXAS STATE UNIV | 0.00 | 148,162.27 | |
| 062 LIBRARY BOOKS EAST TEXAS STATE UNIV | 0.00 | 87,421.88 | |
| 064 LIVESTOCK AND POULTRY EAST TEXAS STATE UNIV | 0.00 | 395.00 | |
| 068 BLDG PURCHASED CONST & REMODELED EAST TEXAS STATE UNIV | 0.00 | 23,868.00 | |
| 095 DEPARTMENTAL TRANSFERS-PUR OF SUPP & SERVICES EAST TEXAS STATE UNIV | 0.00 | 673.00 | |
| 199 REVENUE REFUNDS APPLIED EAST TEXAS STATE UNIV | 0.00 | 13,472.54 | |
| 999 EXPENDITURE REFUNDS APPLIED EAST TEXAS STATE UNIV | 0.00 | 73.75 | |
| TOTAL EXPENDITURES | 73.75 | 1,698,006.40 | 1,697,932.65 |
| NET CASH BALANCE, AUGUST 31, 1971 | | | 1,462,921.73- |

FUND 258 NORTH TEXAS STATE UNIV CURRENT FUND

NET CASH BALANCE, SEPTEMBER 1, 1970

53,818.66-

| RECEIPTS: | REFUNDS PAID RECEIPTS | GROSS TOTAL RECEIPTS | |
|--|--------------------------|-------------------------|---------------|
| 199 REVENUE REFUNDS APPLIED | | | |
| NORTH TEXAS STATE UNIVERSITY | 0.00 | 12,640.53- | |
| 225 HIGHER EDUCATION REGISTRATION FEES | | | |
| NORTH TEXAS STATE UNIVERSITY | 10,679.37- | 2,586,639.73- | |
| 304 HIGHER EDUCATION STUDENT FEES | | | |
| NORTH TEXAS STATE UNIVERSITY | 1,954.92- | 273,020.65- | |
| 310 OTHER FILING OFFICE AND SERVICE FEES | | | |
| NORTH TEXAS STATE UNIVERSITY | 0.00 | 147,487.78- | |
| 420 MACHINERY AND EQUIPMENT SALES | | | |
| NORTH TEXAS STATE UNIVERSITY | 0.00 | 14,004.05- | |
| 422 PROCESSED PRODUCTS SALES | | | |
| NORTH TEXAS STATE UNIVERSITY | 0.00 | 17,241.77- | |
| 425 DORMITORY CAFETERIA & MERCHANDISE SALES | | | |
| NORTH TEXAS STATE UNIVERSITY | 0.00 | 4,056.01- | |
| 426 OTHER SALES | | | |
| NORTH TEXAS STATE UNIVERSITY | 0.00 | 947.78- | |
| 441 RENTAL LANDS AND BUILDINGS | | | |
| NORTH TEXAS STATE UNIVERSITY | 0.00 | 4,862.03- | |
| 502 INTEREST ON LOCAL DEPOSITS | | | |
| NORTH TEXAS STATE UNIVERSITY | 0.00 | 750.00- | |
| 565 WARRANTS VOIDED BY STATUTE OF LIMITATION | | | |
| NORTH TEXAS STATE UNIVERSITY | 0.00 | 23.45- | |
| 570 OTHER MISCELLANEOUS GOVERNMENTAL REVENUE | | | |
| NORTH TEXAS STATE UNIVERSITY | 6.24- | 22,308.96- | |
| 625 DEPT TRANS-SALES OF SUPPLIES & SER | | | |
| NORTH TEXAS STATE UNIVERSITY | 0.00 | 10,376.88- | |
| TOTAL RECEIPTS | 12,640.53- | 3,094,359.62- | 3,081,719.09- |
| TOTAL NET RECEIPTS | | | 3,081,719.09- |
| TOTAL | | | 3,135,537.75- |

| EXPENDITURES: | REFUNDS RECEIVED EXPENDITURES | GROSS TOTAL EXPENDITURES |
|--|----------------------------------|-----------------------------|
| 001 SALARIES AND WAGES | | |
| NORTH TEXAS STATE UNIVERSITY | 0.00 | 884,222.32 |
| 002 PROFESSIONAL SERVICES AND FEES | | |
| NORTH TEXAS STATE UNIVERSITY | 0.00 | 15,686.41 |
| 007 O A S I MATCHING | | |
| DEPARTMENT OF PUBLIC WELFARE | 0.00 | 3,630.17 |
| 010 PRINTING AND OFFICE SUPPLIES | | |
| NORTH TEXAS STATE UNIVERSITY | 0.00 | 133,961.22 |
| 011 GASOLINE OIL LUB WASH AND GREASE | | |
| NORTH TEXAS STATE UNIVERSITY | 0.00 | 8,279.37 |
| 013 CLOTHING AND DRYGOODS FOR PERSONS | | |
| NORTH TEXAS STATE UNIVERSITY | 0.00 | 1,379.18 |
| 014 FEED FOR ANIMALS SEED AND SMALL PLANTS | | |
| NORTH TEXAS STATE UNIVERSITY | 0.00 | 3,667.83 |

FUND 258 NORTH TEXAS STATE UNIV CURRENT FUND

EXPENDITURES:

| | REFUNDS RECEIVED EXPENDITURES | GROSS TOTAL EXPENDITURES | |
|---|----------------------------------|-----------------------------|--------------|
| 015 DRUGS AND CHEMICALS FOR MEDICAL & LAB NORTH TEXAS STATE UNIVERSITY | 0.00 | 7,611.28 | |
| 016 OTHER SUPPLIES AND MATERIALS NORTH TEXAS STATE UNIVERSITY | 0.00 | 477,872.35 | |
| 021 UTILITIES TELEPHONE AND TELEGRAPH NORTH TEXAS STATE UNIVERSITY | 0.00 | 406,889.69 | |
| 022 TRANSPORTATION OF THINGS NORTH TEXAS STATE UNIVERSITY | 0.00 | 1,844.03 | |
| 023 REPAIRS TO BUILDINGS CONTRACT NORTH TEXAS STATE UNIVERSITY | 0.00 | 5,265.88 | |
| 024 REPAIRS OTHER CONTRACT NORTH TEXAS STATE UNIVERSITY | 0.00 | 23,670.06 | |
| 025 TRAVEL EXPENSE NORTH TEXAS STATE UNIVERSITY | 0.00 | 107,163.00 | |
| 026 RENTS NORTH TEXAS STATE UNIVERSITY | 0.00 | 296,805.36 | |
| 027 SURETY BOND PREMIUMS NORTH TEXAS STATE UNIVERSITY | 0.00 | 6,846.00 | |
| 028 OTHER OPERATING EXPENSES NORTH TEXAS STATE UNIVERSITY | 0.00 | 147,205.19 | |
| 048 GRANTS TO OTHERS NORTH TEXAS STATE UNIVERSITY | 0.00 | 48,000.00 | |
| 060 EQUIPMENT AND FURNITURE INVENTORY NORTH TEXAS STATE UNIVERSITY | 0.00 | 348,009.68 | |
| 062 LIBRARY BOOKS NORTH TEXAS STATE UNIVERSITY | 0.00 | 59,582.83 | |
| 067 LAND IMPROVEMENTS NORTH TEXAS STATE UNIVERSITY | 0.00 | 899.95 | |
| 068 BLDG PURCHASED CONST & REMODELED NORTH TEXAS STATE UNIVERSITY | 0.00 | 93,588.46 | |
| 095 DEPARTMENTAL TRANSFERS-PUR OF SUPP & SERVICES NORTH TEXAS STATE UNIVERSITY | 0.00 | 7,645.51 | |
| 199 REVENUE REFUNDS APPLIED NORTH TEXAS STATE UNIVERSITY | 0.00 | 12,640.53 | |
| TOTAL EXPENDITURES | 0.00 | 3,102,366.30 | 3,102,366.30 |
| NET CASH BALANCE, AUGUST 31, 1971 | | | 33,171.45- |

FUND 259 SAM HOUSTON UNIV CURRENT FUND

NET CASH BALANCE, SEPTEMBER 1, 1970

349,182.94-

| RECEIPTS: | REFUNDS PAID RECEIPTS | GROSS TOTAL RECEIPTS | |
|--|--------------------------|-------------------------|---------------|
| 199 REVENUE REFUNDS APPLIED SAM HOUSTON STATE UNIV | 0.00 | 1,553.40- | |
| 225 HIGHER EDUCATION REGISTRATION FEES SAM HOUSTON STATE UNIV | 1,553.40- | 1,219,774.14- | |
| 304 HIGHER EDUCATION STUDENT FEES SAM HOUSTON STATE UNIV | 0.00 | 47,981.03- | |
| 310 OTHER FILING OFFICE AND SERVICE FEES SAM HOUSTON STATE UNIV | 0.00 | 4,220.50- | |
| 421 FARM DAIRY AND GARDEN PRODUCTS SALES SAM HOUSTON STATE UNIV | 0.00 | 39,053.57- | |
| 426 OTHER SALES SAM HOUSTON STATE UNIV | 0.00 | 13,888.76- | |
| 441 RENTAL LANDS AND BUILDINGS SAM HOUSTON STATE UNIV | 0.00 | 2,496.01- | |
| 443 OTHER RENTALS LEASES AND EASEMENTS SAM HOUSTON STATE UNIV | 0.00 | 40.25- | |
| 502 INTEREST ON LOCAL DEPOSITS SAM HOUSTON STATE UNIV | 0.00 | 12,572.66- | |
| 530 FEDERAL GRANTS SAM HOUSTON STATE UNIV | 0.00 | 31,607.00- | |
| 564 INSURANCE AND DAMAGES SAM HOUSTON STATE UNIV | 0.00 | 2,187.14- | |
| 570 OTHER MISCELLANEOUS GOVERNMENTAL REVENUE SAM HOUSTON STATE UNIV | 0.00 | 5,024.30- | |
| 625 DEPT TRANS-SALES OF SUPPLIES & SER SAM HOUSTON STATE UNIV | 0.00 | 9,790.40- | |
| TOTAL RECEIPTS | 1,553.40- | 1,390,189.16- | 1,388,635.76- |
| TOTAL NET RECEIPTS | | | 1,388,635.76- |
| TOTAL | | | 1,737,818.70- |

| EXPENDITURES: | REFUNDS RECEIVED EXPENDITURES | GROSS TOTAL EXPENDITURES |
|--|----------------------------------|-----------------------------|
| 001 SALARIES AND WAGES SAM HOUSTON STATE UNIV | 0.00 | 231,395.97 |
| 002 PROFESSIONAL SERVICES AND FEES SAM HOUSTON STATE UNIV | 0.00 | 19,857.95 |
| 007 O A S I MATCHING DEPARTMENT OF PUBLIC WELFARE | 0.00 | 10,940.03 |
| 010 PRINTING AND OFFICE SUPPLIES SAM HOUSTON STATE UNIV | 0.00 | 60,843.34 |
| 011 GASOLINE OIL LUB WASH AND GREASE SAM HOUSTON STATE UNIV | 0.00 | 5,908.28 |
| 014 FEED FOR ANIMALS SEED AND SMALL PLANTS SAM HOUSTON STATE UNIV | 0.00 | 10,410.22 |
| 015 DRUGS AND CHEMICALS FOR MEDICAL & LAB SAM HOUSTON STATE UNIV | 0.00 | 200.76 |

FUND 259 SAM HOUSTON UNIV CURRENT FUND

EXPENDITURES:

| | REFUNDS RECEIVED EXPENDITURES | GROSS TOTAL EXPENDITURES | |
|---|----------------------------------|-----------------------------|--------------|
| 016 OTHER SUPPLIES AND MATERIALS SAM HOUSTON STATE UNIV | 0.00 | 201,977.17 | |
| 021 UTILITIES TELEPHONE AND TELEGRAPH SAM HOUSTON STATE UNIV | 0.00 | 3,046.28 | |
| 022 TRANSPORTATION OF THINGS SAM HOUSTON STATE UNIV | 0.00 | 1,079.63 | |
| 023 REPAIRS TO BUILDINGS CONTRACT SAM HOUSTON STATE UNIV | 0.00 | 198.00 | |
| 024 REPAIRS OTHER CONTRACT SAM HOUSTON STATE UNIV | 0.00 | 22,151.03 | |
| 025 TRAVEL EXPENSE SAM HOUSTON STATE UNIV | 0.00 | 37,595.39 | |
| 026 RENTS SAM HOUSTON STATE UNIV | 0.00 | 167,439.46 | |
| 028 OTHER OPERATING EXPENSES SAM HOUSTON STATE UNIV | 0.00 | 46,970.76 | |
| 060 EQUIPMENT AND FURNITURE INVENTORY SAM HOUSTON STATE UNIV | 0.00 | 121,012.20 | |
| 062 LIBRARY BOOKS SAM HOUSTON STATE UNIV | 0.00 | 94,780.65 | |
| 064 LIVESTOCK AND POULTRY SAM HOUSTON STATE UNIV | 0.00 | 7,255.00 | |
| 067 LAND IMPROVEMENTS SAM HOUSTON STATE UNIV | 0.00 | 700.00 | |
| 068 BLDG PURCHASED CONST & REMODELED SAM HOUSTON STATE UNIV | 0.00 | 186,079.99 | |
| 095 DEPARTMENTAL TRANSFERS-PUR OF SUPP & SERVICES SAM HOUSTON STATE UNIV | 0.00 | 11,528.38 | |
| 199 REVENUE REFUNDS APPLIED SAM HOUSTON STATE UNIV | 0.00 | 1,553.40 | |
| TOTAL EXPENDITURES | 0.00 | 1,242,923.89 | 1,242,923.89 |
| NET CASH BALANCE, AUGUST 31, 1971 | | | 494,894.81- |

FUND 260 SOUTHWEST TEXAS UNIV CURRENT FUND

NET CASH BALANCE, SEPTEMBER 1, 1970

990,772.85-

| RECEIPTS: | REFUNDS PAID RECEIPTS | GROSS TOTAL RECEIPTS | |
|--|--------------------------|-------------------------|---------------|
| 199 REVENUE REFUNDS APPLIED | | | |
| SOUTHWEST TEXAS STATE UNIV | 0.00 | 18,489.66- | |
| 225 HIGHER EDUCATION REGISTRATION FEES | | | |
| SOUTHWEST TEXAS STATE UNIV | 14,217.33- | 1,127,926.80- | |
| 304 HIGHER EDUCATION STUDENT FEES | | | |
| SOUTHWEST TEXAS STATE UNIV | 4,272.33- | 194,749.87- | |
| 421 FARM DAIRY AND GARDEN PRODUCTS SALES | | | |
| SOUTHWEST TEXAS STATE UNIV | 0.00 | 52,625.33- | |
| 422 PROCESSED PRODUCTS SALES | | | |
| SOUTHWEST TEXAS STATE UNIV | 0.00 | 60,236.93- | |
| 424 OPERATING SUPPLIES SALES | | | |
| SOUTHWEST TEXAS STATE UNIV | 0.00 | 62,230.85- | |
| 426 OTHER SALES | | | |
| SOUTHWEST TEXAS STATE UNIV | 0.00 | 6,036.43- | |
| 502 INTEREST ON LOCAL DEPOSITS | | | |
| SOUTHWEST TEXAS STATE UNIV | 0.00 | 34,657.51- | |
| 565 WARRANTS VOIDED BY STATUTE OF LIMITATION | | | |
| SOUTHWEST TEXAS STATE UNIV | 0.00 | 43.55- | |
| 625 DEPT TRANS-SALES OF SUPPLIES & SER | | | |
| SOUTHWEST TEXAS STATE UNIV | 0.00 | 7,816.44- | |
| 999 EXPENDITURE REFUNDS APPLIED | | | |
| SOUTHWEST TEXAS STATE UNIV | 0.00 | 6,101.61- | |
| TOTAL RECEIPTS | 18,489.66- | 1,570,914.98- | 1,552,425.32- |
| TOTAL NET RECEIPTS | | | 1,552,425.32- |
| TOTAL | | | 2,543,198.17- |

| EXPENDITURES: | REFUNDS RECEIVED EXPENDITURES | GROSS TOTAL EXPENDITURES |
|--|----------------------------------|-----------------------------|
| 001 SALARIES AND WAGES | | |
| SOUTHWEST TEXAS STATE UNIV | 0.00 | 525,711.96 |
| 002 PROFESSIONAL SERVICES AND FEES | | |
| SOUTHWEST TEXAS STATE UNIV | 0.00 | 3,935.93 |
| 007 O A S I MATCHING | | |
| DEPARTMENT OF PUBLIC WELFARE | 0.00 | 5,011.66 |
| 010 PRINTING AND OFFICE SUPPLIES | | |
| SOUTHWEST TEXAS STATE UNIV | 0.00 | 32,169.01 |
| 011 GASOLINE OIL LUB WASH AND GREASE | | |
| SOUTHWEST TEXAS STATE UNIV | 0.00 | 6,247.00 |
| 014 FEED FOR ANIMALS SEED AND SMALL PLANTS | | |
| SOUTHWEST TEXAS STATE UNIV | 0.00 | 24,605.76 |
| 015 DRUGS AND CHEMICALS FOR MEDICAL & LAB | | |
| SOUTHWEST TEXAS STATE UNIV | 0.00 | 347.44 |
| 016 OTHER SUPPLIES AND MATERIALS | | |
| SOUTHWEST TEXAS STATE UNIV | 4.86 | 248,294.66 |
| 020 POSTAGE | | |
| SOUTHWEST TEXAS STATE UNIV | 0.00 | 30,200.00 |

FUND 260 SOUTHWEST TEXAS UNIV CURRENT FUND

EXPENDITURES:

| | REFUNDS RECEIVED EXPENDITURES | GROSS TOTAL EXPENDITURES | |
|---|----------------------------------|-----------------------------|--------------|
| 021 UTILITIES TELEPHONE AND TELEGRAPH SOUTHWEST TEXAS STATE UNIV | 0.00 | 93,820.77 | |
| 022 TRANSPORTATION OF THINGS SOUTHWEST TEXAS STATE UNIV | 0.00 | 923.71 | |
| 024 REPAIRS OTHER CONTRACT SOUTHWEST TEXAS STATE UNIV | 0.00 | 9,705.11 | |
| 025 TRAVEL EXPENSE SOUTHWEST TEXAS STATE UNIV | 0.00 | 24,418.04 | |
| 026 RENTS SOUTHWEST TEXAS STATE UNIV | 0.00 | 82,567.99 | |
| 028 OTHER OPERATING EXPENSES SOUTHWEST TEXAS STATE UNIV | 6,096.75 | 73,066.20 | |
| 060 EQUIPMENT AND FURNITURE INVENTORY SOUTHWEST TEXAS STATE UNIV | 0.00 | 103,254.22 | |
| 062 LIBRARY BOOKS SOUTHWEST TEXAS STATE UNIV | 0.00 | 40,949.74 | |
| 068 BLDG PURCHASED CONST & REMODELED SOUTHWEST TEXAS STATE UNIV | 0.00 | 289,768.26 | |
| 095 DEPARTMENTAL TRANSFERS-PUR OF SUPP & SERVICES SOUTHWEST TEXAS STATE UNIV | 0.00 | 12,205.22 | |
| 199 REVENUE REFUNDS APPLIED SOUTHWEST TEXAS STATE UNIV | 0.00 | 18,489.66 | |
| 999 EXPENDITURE REFUNDS APPLIED SOUTHWEST TEXAS STATE UNIV | 0.00 | 6,101.61 | |
| TOTAL EXPENDITURES | 6,101.61 | 1,631,793.95 | 1,625,692.34 |
| NET CASH BALANCE, AUGUST 31, 1971 | | | 917,505.83- |

FUND 261 STEPHEN F AUSTIN UNIV CURRENT FUND

NET CASH BALANCE, SEPTEMBER 1, 1970

399,809.55-

| RECEIPTS: | REFUNDS PAID RECEIPTS | GROSS TOTAL RECEIPTS | |
|---|--------------------------|-------------------------|---------------|
| 225 HIGHER EDUCATION REGISTRATION FEES S F AUSTIN STATE UNIV | 0.00 | 1,144,837.37- | |
| 304 HIGHER EDUCATION STUDENT FEES S F AUSTIN STATE UNIV | 0.00 | 13,338.37- | |
| 310 OTHER FILING OFFICE AND SERVICE FEES S F AUSTIN STATE UNIV | 0.00 | 33,838.45- | |
| 421 FARM DAIRY AND GARDEN PRODUCTS SALES S F AUSTIN STATE UNIV | 0.00 | 55,723.85- | |
| 426 OTHER SALES S F AUSTIN STATE UNIV | 0.00 | 1,758.83- | |
| 441 RENTAL LANDS AND BUILDINGS S F AUSTIN STATE UNIV | 0.00 | 1,408.34- | |
| 443 OTHER RENTALS LEASES AND EASEMENTS S F AUSTIN STATE UNIV | 0.00 | 36.04- | |
| 502 INTEREST ON LOCAL DEPOSITS S F AUSTIN STATE UNIV | 0.00 | 18,749.97- | |
| 565 WARRANTS VOIDED BY STATUTE OF LIMITATION S F AUSTIN STATE UNIV | 0.00 | 52.50- | |
| 625 DEPT TRANS-SALES OF SUPPLIES & SER S F AUSTIN STATE UNIV | 0.00 | 8,476.87- | |
| TOTAL RECEIPTS | 0.00 | 1,278,220.59- | 1,278,220.59- |
| TOTAL NET RECEIPTS | | | 1,278,220.59- |
| TOTAL | | | 1,678,030.14- |

| EXPENDITURES: | REFUNDS RECEIVED EXPENDITURES | GROSS TOTAL EXPENDITURES |
|---|----------------------------------|-----------------------------|
| 002 PROFESSIONAL SERVICES AND FEES S F AUSTIN STATE UNIV | 0.00 | 595.90 |
| 010 PRINTING AND OFFICE SUPPLIES S F AUSTIN STATE UNIV | 0.00 | 64,049.57 |
| 011 GASOLINE OIL LUB WASH AND GREASE S F AUSTIN STATE UNIV | 0.00 | 7,360.97 |
| 014 FEED FOR ANIMALS SEED AND SMALL PLANTS S F AUSTIN STATE UNIV | 0.00 | 22,067.34 |
| 015 DRUGS AND CHEMICALS FOR MEDICAL & LAB S F AUSTIN STATE UNIV | 0.00 | 4.00 |
| 016 OTHER SUPPLIES AND MATERIALS S F AUSTIN STATE UNIV | 0.00 | 307,779.10 |
| 021 UTILITIES TELEPHONE AND TELEGRAPH S F AUSTIN STATE UNIV | 0.00 | 452,760.69 |
| 022 TRANSPORTATION OF THINGS S F AUSTIN STATE UNIV | 0.00 | 1,491.59 |
| 024 REPAIRS OTHER CONTRACT S F AUSTIN STATE UNIV | 0.00 | 8,778.10 |
| 025 TRAVEL EXPENSE S F AUSTIN STATE UNIV | 0.00 | 46,519.40 |

FUND 261 STEPHEN F AUSTIN UNIV CURRENT FUND

EXPENDITURES:

| | REFUNDS RECEIVED EXPENDITURES | GROSS TOTAL EXPENDITURES | |
|--|----------------------------------|-----------------------------|--------------|
| 026 RENTS S F AUSTIN STATE UNIV | 0.00 | 108,167.56 | |
| 028 OTHER OPERATING EXPENSES S F AUSTIN STATE UNIV | 0.00 | 61,155.03 | |
| 060 EQUIPMENT AND FURNITURE INVENTORY S F AUSTIN STATE UNIV | 0.00 | 188,925.09 | |
| 062 LIBRARY BOOKS S F AUSTIN STATE UNIV | 0.00 | 18,014.89 | |
| 068 BLDG PURCHASED CONST & REMODELED S F AUSTIN STATE UNIV | 0.00 | 55,835.80 | |
| 095 DEPARTMENTAL TRANSFERS-PUR OF SUPP & SERVICES S F AUSTIN STATE UNIV | 0.00 | 9,127.48 | |
| TOTAL EXPENDITURES | 0.00 | 1,352,632.51 | 1,352,632.51 |
| NET CASH BALANCE, AUGUST 31, 1971 | | | 325,397.63- |

FUND 262 SUL ROSS UNIV CURRENT FUND

NET CASH BALANCE, SEPTEMBER 1, 1970

98,751.60-

| RECEIPTS: | REFUNDS PAID RECEIPTS | GROSS TOTAL RECEIPTS | |
|---|----------------------------------|-----------------------------|-------------|
| 199 REVENUE REFUNDS APPLIED SUL ROSS STATE UNIV | 0.00 | 3,374.90- | |
| 225 HIGHER EDUCATION REGISTRATION FEES SUL ROSS STATE UNIV | 2,199.30- | 304,034.07- | |
| 304 HIGHER EDUCATION STUDENT FEES SUL ROSS STATE UNIV | 994.30- | 63,524.77- | |
| 310 OTHER FILING OFFICE AND SERVICE FEES SUL ROSS STATE UNIV | 181.30- | 3,789.92- | |
| 426 OTHER SALES SUL ROSS STATE UNIV | 0.00 | 69,332.80- | |
| 565 WARRANTS VOIDED BY STATUTE OF LIMITATION SUL ROSS STATE UNIV | 0.00 | 41.40- | |
| 625 DEPT TRANS-SALES OF SUPPLIES & SER SUL ROSS STATE UNIV | 0.00 | 2,865.50- | |
| TOTAL RECEIPTS | 3,374.90- | 446,963.36- | 443,588.46- |
| TOTAL NET RECEIPTS | | | 443,588.46- |
| TOTAL | | | 542,340.06- |
| | | | |
| EXPENDITURES: | REFUNDS RECEIVED EXPENDITURES | GROSS TOTAL EXPENDITURES | |
| 001 SALARIES AND WAGES SUL ROSS STATE UNIV | 0.00 | 8,214.89 | |
| 007 O A S I MATCHING DEPARTMENT OF PUBLIC WELFARE | 0.00 | 244.67 | |
| 010 PRINTING AND OFFICE SUPPLIES SUL ROSS STATE UNIV | 0.00 | 31,438.56 | |
| 011 GASOLINE OIL LUB WASH AND GREASE SUL ROSS STATE UNIV | 0.00 | 14,407.89 | |
| 013 CLOTHING AND DRYGOODS FOR PERSONS SUL ROSS STATE UNIV | 0.00 | 377.73 | |
| 014 FEED FOR ANIMALS SEED AND SMALL PLANTS SUL ROSS STATE UNIV | 0.00 | 12,603.05 | |
| 015 DRUGS AND CHEMICALS FOR MEDICAL & LAB SUL ROSS STATE UNIV | 0.00 | 14.00 | |
| 016 OTHER SUPPLIES AND MATERIALS SUL ROSS STATE UNIV | 0.00 | 78,001.19 | |
| 020 POSTAGE SUL ROSS STATE UNIV | 0.00 | 10,434.63 | |
| 021 UTILITIES TELEPHONE AND TELEGRAPH SUL ROSS STATE UNIV | 0.00 | 46,967.71 | |
| 022 TRANSPORTATION OF THINGS SUL ROSS STATE UNIV | 0.00 | 424.18 | |
| 023 REPAIRS TO BUILDINGS CONTRACT SUL ROSS STATE UNIV | 0.00 | 4,603.10 | |
| 024 REPAIRS OTHER CONTRACT SUL ROSS STATE UNIV | 0.00 | 8,170.83 | |

FUND 262 SUL ROSS UNIV CURRENT FUND

EXPENDITURES:

| | REFUNDS RECEIVED EXPENDITURES | GROSS TOTAL EXPENDITURES | |
|--|----------------------------------|-----------------------------|------------|
| 025 TRAVEL EXPENSE SUL ROSS STATE UNIV | 0.00 | 5,390.37 | |
| 026 RENTS: SUL ROSS STATE UNIV | 0.00 | 6,398.81 | |
| 028 OTHER OPERATING EXPENSES SUL ROSS STATE UNIV | 0.00 | 67,503.86 | |
| 060 EQUIPMENT AND FURNITURE INVENTORY SUL ROSS STATE UNIV | 0.00 | 29,913.00 | |
| 062 LIBRARY BOOKS SUL ROSS STATE UNIV | 0.00 | 45,526.69 | |
| 064 LIVESTOCK AND POULTRY SUL ROSS STATE UNIV | 0.00 | 150.00 | |
| 067 LAND IMPROVEMENTS SUL ROSS STATE UNIV | 0.00 | 2,057.22 | |
| 068 BLDG PURCHASED CONST & REMODELED SUL ROSS STATE UNIV | 0.00 | 73,746.95 | |
| 095 DEPARTMENTAL TRANSFERS-PUR OF SUPP & SERVICES SUL ROSS STATE UNIV | 0.00 | 4,910.20 | |
| 199 REVENUE REFUNDS APPLIED SUL ROSS STATE UNIV | 0.00 | 3,374.90 | |
| TOTAL EXPENDITURES | 0.00 | 454,874.43 | 454,874.43 |
| NET CASH BALANCE, AUGUST 31, 1971 | | | 87,465.63- |

FUND 263 WEST TEXAS STATE UNIV CURRENT FUND

NET CASH BALANCE, SEPTEMBER 1, 1970

204,669.49-

| RECEIPTS: | REFUNDS PAID RECEIPTS | GROSS TOTAL RECEIPTS | |
|--|--------------------------|-------------------------|---------------|
| 199 REVENUE REFUNDS APPLIED | | | |
| WEST TEXAS STATE UNIVERSITY | 0.00 | 6,293.85- | |
| 225 HIGHER EDUCATION REGISTRATION FEES | | | |
| WEST TEXAS STATE UNIVERSITY | 5,877.65- | 581,533.95- | |
| 304 HIGHER EDUCATION STUDENT FEES | | | |
| WEST TEXAS STATE UNIVERSITY | 416.20- | 165,939.60- | |
| 421 FARM DAIRY AND GARDEN PRODUCTS SALES | | | |
| WEST TEXAS STATE UNIVERSITY | 0.00 | 156,976.21- | |
| 426 OTHER SALES | | | |
| WEST TEXAS STATE UNIVERSITY | 0.00 | 532,518.14- | |
| 502 INTEREST ON LOCAL DEPOSITS | | | |
| WEST TEXAS STATE UNIVERSITY | 0.00 | 6,164.40- | |
| 565 WARRANTS VOIDED BY STATUTE OF LIMITATION | | | |
| WEST TEXAS STATE UNIVERSITY | 0.00 | 180.25- | |
| 625 DEPT TRANS-SALES OF SUPPLIES & SER | | | |
| WEST TEXAS STATE UNIVERSITY | 0.00 | 61,695.14- | |
| TOTAL RECEIPTS | 6,293.85- | 1,511,301.54- | 1,505,007.69- |
| TOTAL NET RECEIPTS | | | 1,505,007.69- |
| TOTAL | | | 1,709,677.18- |

| EXPENDITURES: | REFUNDS RECEIVED EXPENDITURES | GROSS TOTAL EXPENDITURES |
|--|----------------------------------|-----------------------------|
| 001 SALARIES AND WAGES | | |
| WEST TEXAS STATE UNIVERSITY | 0.00 | 253,182.66 |
| 002 PROFESSIONAL SERVICES AND FEES | | |
| WEST TEXAS STATE UNIVERSITY | 0.00 | 924.20 |
| 007 O A S I MATCHING | | |
| DEPARTMENT OF PUBLIC WELFARE | 0.00 | 6,248.88 |
| 010 PRINTING AND OFFICE SUPPLIES | | |
| WEST TEXAS STATE UNIVERSITY | 0.00 | 1,390.73 |
| 011 GASOLINE OIL LUB WASH AND GREASE | | |
| WEST TEXAS STATE UNIVERSITY | 0.00 | 6,050.69 |
| 014 FEED FOR ANIMALS SEED AND SMALL PLANTS | | |
| WEST TEXAS STATE UNIVERSITY | 0.00 | 47,815.31 |
| 015 DRUGS AND CHEMICALS FOR MEDICAL & LAB | | |
| WEST TEXAS STATE UNIVERSITY | 0.00 | 4,079.16 |
| 016 OTHER SUPPLIES AND MATERIALS | | |
| WEST TEXAS STATE UNIVERSITY | 0.00 | 164,213.42 |
| 020 POSTAGE | | |
| WEST TEXAS STATE UNIVERSITY | 0.00 | 18,354.53 |
| 021 UTILITIES TELEPHONE AND TELEGRAPH | | |
| WEST TEXAS STATE UNIVERSITY | 0.00 | 316,135.89 |
| 022 TRANSPORTATION OF THINGS | | |
| WEST TEXAS STATE UNIVERSITY | 0.00 | 1,145.25 |
| 024 REPAIRS OTHER CONTRACT | | |
| WEST TEXAS STATE UNIVERSITY | 0.00 | 6,907.52 |

FUND 263 WEST TEXAS STATE UNIV CURRENT FUND

EXPENDITURES:

| | REFUNDS RECEIVED EXPENDITURES | GROSS TOTAL EXPENDITURES | |
|--|----------------------------------|-----------------------------|--------------|
| 025 TRAVEL EXPENSE WEST TEXAS STATE UNIVERSITY | 0.00 | 27,606.67 | |
| 026 RENTS WEST TEXAS STATE UNIVERSITY | 0.00 | 172,708.69 | |
| 027 SURETY BOND PREMIUMS WEST TEXAS STATE UNIVERSITY | 0.00 | 2,002.00 | |
| 028 OTHER OPERATING EXPENSES WEST TEXAS STATE UNIVERSITY | 0.00 | 74,598.67 | |
| 060 EQUIPMENT AND FURNITURE INVENTORY WEST TEXAS STATE UNIVERSITY | 0.00 | 175,986.83 | |
| 062 LIBRARY BOOKS WEST TEXAS STATE UNIVERSITY | 0.00 | 97,437.78 | |
| 064 LIVESTOCK AND POULTRY WEST TEXAS STATE UNIVERSITY | 0.00 | 39,662.29 | |
| 067 LAND IMPROVEMENTS WEST TEXAS STATE UNIVERSITY | 0.00 | 10,620.27 | |
| 068 BLDG PURCHASED CONST & REMODELED WEST TEXAS STATE UNIVERSITY | 0.00 | 1,970.13 | |
| 095 DEPARTMENTAL TRANSFERS-PUR OF SUPP & SERVICES WEST TEXAS STATE UNIVERSITY | 0.00 | 1,272.30 | |
| 199 REVENUE REFUNDS APPLIED WEST TEXAS STATE UNIVERSITY | 0.00 | 6,293.85 | |
| TOTAL EXPENDITURES | 0.00 | 1,436,607.72 | 1,436,607.72 |
| NET CASH BALANCE, AUGUST 31, 1971 | | | 273,069.46- |

FUND 264 MIDWESTERN UNIVERSITY CURRENT FUND

NET CASH BALANCE, SEPTEMBER 1, 1970

369,547.90-

| RECEIPTS: | | REFUNDS PAID RECEIPTS | GROSS TOTAL RECEIPTS | |
|---------------|---|----------------------------------|-----------------------------|-------------|
| 199 | REVENUE REFUNDS APPLIED MIDWESTERN UNIVERSITY | 0.00 | 7,795.49- | |
| 225 | HIGHER EDUCATION REGISTRATION FEES MIDWESTERN UNIVERSITY | 5,975.88- | 452,342.79- | |
| 304 | HIGHER EDUCATION STUDENT FEES MIDWESTERN UNIVERSITY | 857.60- | 44,843.40- | |
| 310 | OTHER FILING OFFICE AND SERVICE FEES MIDWESTERN UNIVERSITY | 962.01- | 50,411.62- | |
| 426 | OTHER SALES MIDWESTERN UNIVERSITY | 0.00 | 27,433.28- | |
| 502 | INTEREST ON LOCAL DEPOSITS MIDWESTERN UNIVERSITY | 0.00 | 18,026.73- | |
| 625 | DEPT TRANS-SALES OF SUPPLIES & SER MIDWESTERN UNIVERSITY | 0.00 | 30.00- | |
| | TOTAL RECEIPTS | 7,795.49- | 600,883.31- | 593,087.82- |
| | TOTAL NET RECEIPTS | | | 593,087.82- |
| | TOTAL | | | 962,635.72- |
| EXPENDITURES: | | REFUNDS RECEIVED EXPENDITURES | GROSS TOTAL EXPENDITURES | |
| 001 | SALARIES AND WAGES MIDWESTERN UNIVERSITY | 0.00 | 65,555.56 | |
| 002 | PROFESSIONAL SERVICES AND FEES MIDWESTERN UNIVERSITY | 0.00 | 1,290.00 | |
| 007 | O A S I MATCHING DEPARTMENT OF PUBLIC WELFARE | 0.00 | 1,056.15 | |
| 010 | PRINTING AND OFFICE SUPPLIES MIDWESTERN UNIVERSITY | 0.00 | 39,071.53 | |
| 011 | GASOLINE OIL LUB WASH AND GREASE MIDWESTERN UNIVERSITY | 0.00 | 3,635.75 | |
| 013 | CLOTHING AND DRYGOODS FOR PERSONS MIDWESTERN UNIVERSITY | 0.00 | 1,054.45 | |
| 014 | FEED FOR ANIMALS SEED AND SMALL PLANTS MIDWESTERN UNIVERSITY | 0.00 | 190.00 | |
| 015 | DRUGS AND CHEMICALS FOR MEDICAL & LAB MIDWESTERN UNIVERSITY | 0.00 | 167.61 | |
| 016 | OTHER SUPPLIES AND MATERIALS MIDWESTERN UNIVERSITY | 0.00 | 113,643.10 | |
| 020 | POSTAGE MIDWESTERN UNIVERSITY | 0.00 | 7,316.12 | |
| 021 | UTILITIES TELEPHONE AND TELEGRAPH MIDWESTERN UNIVERSITY | 0.00 | 156,052.01 | |
| 022 | TRANSPORTATION OF THINGS MIDWESTERN UNIVERSITY | 0.00 | 1,139.33 | |
| 023 | REPAIRS TO BUILDINGS CONTRACT MIDWESTERN UNIVERSITY | 0.00 | 355.84 | |

FUND 264 MIDWESTERN UNIVERSITY CURRENT FUND

EXPENDITURES:

| | REFUNDS RECEIVED EXPENDITURES | GROSS TOTAL EXPENDITURES | |
|--|----------------------------------|-----------------------------|------------|
| 024 REPAIRS OTHER CONTRACT MIDWESTERN UNIVERSITY | 0.00 | 5,566.19 | |
| 025 TRAVEL EXPENSE MIDWESTERN UNIVERSITY | 0.00 | 32,982.77 | |
| 026 RENTS MIDWESTERN UNIVERSITY | 0.00 | 10,398.81 | |
| 028 OTHER OPERATING EXPENSES MIDWESTERN UNIVERSITY | 0.00 | 46,751.55 | |
| 060 EQUIPMENT AND FURNITURE INVENTORY MIDWESTERN UNIVERSITY | 0.00 | 32,856.18 | |
| 062 LIBRARY BOOKS MIDWESTERN UNIVERSITY | 0.00 | 77,225.05 | |
| 068 BLDG PURCHASED CONST & REMODELED MIDWESTERN UNIVERSITY | 0.00 | 28,273.33 | |
| 095 DEPARTMENTAL TRANSFERS-PUR OF SUPP & SERVICES MIDWESTERN UNIVERSITY | 0.00 | 3,044.13 | |
| 199 REVENUE REFUNDS APPLIED MIDWESTERN UNIVERSITY | 0.00 | 7,795.49 | |
| TOTAL EXPENDITURES | 0.00 | 635,420.95 | 635,420.95 |

NET CASH BALANCE, AUGUST 31, 1971

327,214.77-

FUND 265 NATIONAL GUARD ARMORY BOARD MINERAL FUND

NET CASH BALANCE, SEPTEMBER 1, 1970

6,538.93-

| RECEIPTS: | REFUNDS PAID RECEIPTS | GROSS TOTAL RECEIPTS | |
|--|--------------------------|-------------------------|-----------|
| 310 OTHER FILING OFFICE AND SERVICE FEES NATIONAL GUARD ARMORY BOARD | 0.00 | 0.49- | |
| 440 MINERAL LEASE BONUS & PROSPECT RENTAL NATIONAL GUARD ARMORY BOARD | 0.00 | 48.76- | |
| TOTAL RECEIPTS | 0.00 | 49.25- | 49.25- |
| TOTAL NET RECEIPTS | | | 49.25- |
| TOTAL | | | 6,588.18- |

| EXPENDITURES: | REFUNDS RECEIVED EXPENDITURES | GROSS TOTAL EXPENDITURES | |
|--|----------------------------------|-----------------------------|----------|
| 021 UTILITIES TELEPHONE AND TELEGRAPH NATIONAL GUARD ARMORY BOARD | 0.00 | 4,190.22 | |
| TOTAL EXPENDITURES | 0.00 | 4,190.22 | 4,190.22 |

NET CASH BALANCE, AUGUST 31, 1971

2,397.96-

FUND 266 VOCATIONAL NURSE EXAMINERS FUND

NET CASH BALANCE, SEPTEMBER 1, 1970

121,254.76-

| RECEIPTS: | REFUNDS PAID RECEIPTS | GROSS TOTAL RECEIPTS | |
|--|--------------------------|-------------------------|-------------|
| 224 PROFESSIONAL EXAMINATION & REG FEES BOARD OF VOCATIONAL NURSE EXAMINERS | 0.00 | 134,398.00- | |
| 423 PUBLICATION AND ADVERTISING SALES BOARD OF VOCATIONAL NURSE EXAMINERS | 0.00 | 1,774.44- | |
| 621 SERVICE CHARGES BOARD OF VOCATIONAL NURSE EXAMINERS | 0.00 | 873.63 | |
| 625 DEPT TRANS-SALES OF SUPPLIES & SER BOARD OF VOCATIONAL NURSE EXAMINERS | 0.00 | 96.00- | |
| 999 EXPENDITURE REFUNDS APPLIED EMPLOYEES RETIREMENT SYSTEM | 0.00 | 101.72- | |
| TOTAL RECEIPTS | 0.00 | 135,496.53- | 135,496.53- |
| TOTAL NET RECEIPTS | | | 135,496.53- |
| TOTAL | | | 256,751.29- |

| EXPENDITURES: | REFUNDS RECEIVED EXPENDITURES | GROSS TOTAL EXPENDITURES | |
|--|----------------------------------|-----------------------------|--|
| 001 SALARIES AND WAGES BOARD OF VOCATIONAL NURSE EXAMINERS | 0.00 | 76,025.35 | |
| 005 EMPLOYEES RETIREMENT MATCHING EMPLOYEES RETIREMENT SYSTEM | 101.72 | 3,415.44 | |
| 007 O A S I MATCHING DEPARTMENT OF PUBLIC WELFARE | 0.00 | 3,098.63 | |
| 010 PRINTING AND OFFICE SUPPLIES BOARD OF VOCATIONAL NURSE EXAMINERS | 0.00 | 4,839.60 | |
| 016 OTHER SUPPLIES AND MATERIALS BOARD OF VOCATIONAL NURSE EXAMINERS | 0.00 | 110.35 | |
| 020 POSTAGE BOARD OF VOCATIONAL NURSE EXAMINERS | 0.00 | 5,000.00 | |
| 021 UTILITIES TELEPHONE AND TELEGRAPH BOARD OF VOCATIONAL NURSE EXAMINERS | 0.00 | 3.21 | |
| 022 TRANSPORTATION OF THINGS BOARD OF VOCATIONAL NURSE EXAMINERS | 0.00 | 282.46 | |
| 024 REPAIRS OTHER CONTRACT BOARD OF VOCATIONAL NURSE EXAMINERS | 0.00 | 118.56 | |
| 025 TRAVEL EXPENSE BOARD OF VOCATIONAL NURSE EXAMINERS | 0.00 | 12,554.95 | |
| 026 RENTS BOARD OF VOCATIONAL NURSE EXAMINERS | 0.00 | 1,394.20 | |
| 027 SURETY BOND PREMIUMS BOARD OF VOCATIONAL NURSE EXAMINERS | 0.00 | 84.06 | |
| 028 OTHER OPERATING EXPENSES BOARD OF VOCATIONAL NURSE EXAMINERS | 0.00 | 13,366.63 | |
| 060 EQUIPMENT AND FURNITURE INVENTORY BOARD OF VOCATIONAL NURSE EXAMINERS | 0.00 | 2,938.26 | |
| 095 DEPARTMENTAL TRANSFERS-PUR OF SUPP & SERVICES BOARD OF VOCATIONAL NURSE EXAMINERS | 0.00 | 39.14 | |

FUND 266 VOCATIONAL NURSE EXAMINERS FUND

| EXPENDITURES: | REFUNDS RECEIVED EXPENDITURES | GROSS TOTAL EXPENDITURES | |
|--|----------------------------------|-----------------------------|-------------|
| 221 INTERDEPARTMENTAL TRANSFER-CENTREX PHONE SERV BOARD OF VOCATIONAL NURSE EXAMINERS | 0.00 | 1,284.69 | |
| 999 EXPENDITURE REFUNDS APPLIED EMPLOYEES RETIREMENT SYSTEM | 0.00 | 101.72 | |
| TOTAL EXPENDITURES | 101.72 | 124,657.25 | 124,555.53 |
| NET CASH BALANCE, AUGUST 31, 1971 | | | 132,195.76- |

FUND 267 PARKS BOARD MINERAL FUND

NET CASH BALANCE, SEPTEMBER 1, 1970

8,137.01-

| RECEIPTS: | REFUNDS PAID RECEIPTS | GROSS TOTAL RECEIPTS | |
|---|--------------------------|-------------------------|------------|
| 402 OIL AND GAS ROYALTIES PARKS AND WILD LIFE DEPARTMENT | 0.00 | 7,033.84- | |
| TOTAL RECEIPTS | 0.00 | 7,033.84- | 7,033.84- |
| TOTAL NET RECEIPTS | | | 7,033.84- |
| TOTAL | | | 15,170.85- |

| EXPENDITURES: | REFUNDS RECEIVED EXPENDITURES | GROSS TOTAL EXPENDITURES | |
|--|----------------------------------|-----------------------------|-----------|
| 011 GASOLINE OIL LUB WASH AND GREASE PARKS AND WILD LIFE DEPARTMENT | 0.00 | 7,158.87 | |
| TOTAL EXPENDITURES | 0.00 | 7,158.87 | 7,158.87 |
| NET CASH BALANCE, AUGUST 31, 1971 | | | 8,011.98- |

FUND 270 HOSPITALS & SPECIAL SCHOOLS MINERAL FUND

NET CASH BALANCE, SEPTEMBER 1, 1970

27,573.96-

| RECEIPTS: | REFUNDS PAID RECEIPTS | GROSS TOTAL RECEIPTS | |
|---|--------------------------|-------------------------|------------|
| 310 OTHER FILING OFFICE AND SERVICE FEES MENTAL HEALTH & MENTAL RETARDATION | 0.00 | 18.98- | |
| 440 MINERAL LEASE BONUS & PROSPECT RENTAL MENTAL HEALTH & MENTAL RETARDATION | 0.00 | 948.79- | |
| TOTAL RECEIPTS | 0.00 | 967.77- | 967.77- |
| TOTAL NET RECEIPTS | | | 967.77- |
| TOTAL | | | 28,541.73- |

| EXPENDITURES: | REFUNDS RECEIVED EXPENDITURES | GROSS TOTAL EXPENDITURES | |
|--------------------|----------------------------------|-----------------------------|------|
| TOTAL EXPENDITURES | 0.00 | 0.00 | 0.00 |

NET CASH BALANCE, AUGUST 31, 1971

28,541.73-

FUND 272 BOARD OF CORRECTIONS MINERAL FUND

NET CASH BALANCE, SEPTEMBER 1, 1970

1,067,315.56-

| RECEIPTS: | REFUNDS PAID RECEIPTS | GROSS TOTAL RECEIPTS | |
|--|--------------------------|-------------------------|---------------|
| 402 OIL AND GAS ROYALTIES DEPARTMENT OF CORRECTIONS | 0.00 | 213,582.70- | |
| 440 MINERAL LEASE BONUS & PROSPECT RENTAL DEPARTMENT OF CORRECTIONS | 0.00 | 56,785.38- | |
| 443 OTHER RENTALS LEASES AND EASEMENTS DEPARTMENT OF CORRECTIONS | 0.00 | 4,447.99- | |
| 626 DEPT TRANS-APPRO & FUND TRANSFERS DEPARTMENT OF CORRECTIONS | 0.00 | 1,000.00 | |
| 999 EXPENDITURE REFUNDS APPLIED EMPLOYEES RETIREMENT SYSTEM | 0.00 | 338.20- | |
| TOTAL RECEIPTS | 0.00 | 274,154.27- | 274,154.27- |
| TOTAL NET RECEIPTS | | | 274,154.27- |
| TOTAL | | | 1,341,469.83- |

| EXPENDITURES: | REFUNDS RECEIVED EXPENDITURES | GROSS TOTAL EXPENDITURES |
|--|----------------------------------|-----------------------------|
| 001 SALARIES AND WAGES DEPARTMENT OF CORRECTIONS | 0.00 | 5,880.00 |
| 002 PROFESSIONAL SERVICES AND FEES DEPARTMENT OF CORRECTIONS | 0.00 | 135.00 |
| 007 O A S I MATCHING DEPARTMENT OF PUBLIC WELFARE | 0.00 | 262.92 |
| 011 GASOLINE OIL LUB WASH AND GREASE DEPARTMENT OF CORRECTIONS | 0.00 | 3,587.82 |
| 016 OTHER SUPPLIES AND MATERIALS DEPARTMENT OF CORRECTIONS | 0.00 | 25,684.40 |
| 022 TRANSPORTATION OF THINGS DEPARTMENT OF CORRECTIONS | 0.00 | 5.56 |
| 024 REPAIRS OTHER CONTRACT DEPARTMENT OF CORRECTIONS | 0.00 | 401.25 |
| 028 OTHER OPERATING EXPENSES DEPARTMENT OF CORRECTIONS | 0.00 | 1,637.38 |
| 060 EQUIPMENT AND FURNITURE INVENTORY DEPARTMENT OF CORRECTIONS | 0.00 | 376.42 |
| 066 LAND PURCHASED DEPARTMENT OF CORRECTIONS | 0.00 | 22,799.33 |
| 068 BLDG PURCHASED CONST & REMODELED DEPARTMENT OF CORRECTIONS | 0.00 | 242,371.43 |
| 096 OPERATING FUND TRANSFERS DEPARTMENT OF CORRECTIONS | 0.00 | 22,000.00 |
| 999 EXPENDITURE REFUNDS APPLIED EMPLOYEES RETIREMENT SYSTEM | 0.00 | 338.20 |

FUND 272 BOARD OF CORRECTIONS MINERAL FUND

EXPENDITURES:

REFUNDS RECEIVED
EXPENDITURES

GROSS TOTAL
EXPENDITURES

TOTAL EXPENDITURES

338.20

325,479.71

325,141.51

NET CASH BALANCE, AUGUST 31, 1971

1,016,328.32-

FUND 273 FEDERAL HEALTH FUND

NET CASH BALANCE, SEPTEMBER 17, 1970

775,999.45-

| RECEIPTS: | REFUNDS PAID RECEIPTS | GROSS TOTAL RECEIPTS | |
|--|--------------------------|-------------------------|----------------|
| 199 REVENUE REFUNDS APPLIED | | | |
| DEPARTMENT OF HEALTH | 0.00 | 1,692.53- | |
| 310 OTHER FILING OFFICE AND SERVICE FEES | | | |
| DEPARTMENT OF HEALTH | 0.00 | 21,393.54- | |
| 420 MACHINERY AND EQUIPMENT SALES | | | |
| DEPARTMENT OF HEALTH | 0.00 | 3,354.41- | |
| 426 OTHER SALES | | | |
| DEPARTMENT OF HEALTH | 0.00 | 51.54- | |
| 500 INTEREST ON STATE DEPOSITS | | | |
| DEPARTMENT OF HEALTH | 0.00 | 23,207.30- | |
| 517 OTHER INTEREST | | | |
| DEPARTMENT OF HEALTH | 0.00 | 12.75- | |
| 530 FEDERAL GRANTS | | | |
| DEPARTMENT OF HEALTH | 1,692.53- | 14,542,226.60- | |
| 564 INSURANCE AND DAMAGES | | | |
| DEPARTMENT OF HEALTH | 0.00 | 97.99- | |
| 565 WARRANTS VOIDED BY STATUTE OF LIMITATION | | | |
| DEPARTMENT OF HEALTH | 0.00 | 497.03- | |
| 625 DEPT TRANS-SALES OF SUPPLIES & SER | | | |
| DEPARTMENT OF HEALTH | 0.00 | 1,430,423.52- | |
| 626 DEPT TRANS-APPRO & FUND TRANSFERS | | | |
| DEPARTMENT OF HEALTH | 0.00 | 273,455.00 | |
| 999 EXPENDITURE REFUNDS APPLIED | | | |
| EMPLOYEES RETIREMENT SYSTEM | 0.00 | 5,918.80- | |
| DEPARTMENT OF HEALTH | 0.00 | 328,804.83- | |
| TOTAL RECEIPTS | 1,692.53- | 16,084,225.84- | 16,082,533.31- |
| TOTAL NET RECEIPTS | | | 16,082,533.31- |
| TOTAL | | | 16,858,532.76- |

| EXPENDITURES: | REFUNDS RECEIVED EXPENDITURES | GROSS TOTAL EXPENDITURES | |
|--|----------------------------------|-----------------------------|--|
| 001 SALARIES AND WAGES | | | |
| DEPARTMENT OF HEALTH | 1,769.63 | 9,029,067.36 | |
| 002 PROFESSIONAL SERVICES AND FEES | | | |
| DEPARTMENT OF HEALTH | 0.00 | 446,995.18 | |
| 005 EMPLOYEES RETIREMENT MATCHING | | | |
| EMPLOYEES RETIREMENT SYSTEM | 5,918.80 | 441,500.00 | |
| 007 O A S I MATCHING | | | |
| DEPARTMENT OF PUBLIC WELFARE | 0.00 | 398,494.40 | |
| 010 PRINTING AND OFFICE SUPPLIES | | | |
| DEPARTMENT OF HEALTH | 6.20 | 40,093.16 | |
| 011 GASOLINE OIL LUB WASH AND GREASE | | | |
| DEPARTMENT OF HEALTH | 4.59 | 3,394.73 | |
| 013 CLOTHING AND DRYGOODS FOR PERSONS | | | |
| DEPARTMENT OF HEALTH | 0.00 | 92.00 | |
| 014 FEED FOR ANIMALS SEED AND SMALL PLANTS | | | |
| DEPARTMENT OF HEALTH | 0.00 | 892.92 | |

FUND 273 FEDERAL HEALTH FUND

| EXPENDITURES: | REFUNDS RECEIVED EXPENDITURES | GROSS TOTAL EXPENDITURES | |
|--|----------------------------------|-----------------------------|---------------|
| 015 DRUGS AND CHEMICALS FOR MEDICAL & LAB DEPARTMENT OF HEALTH | 0.00 | 471,510.05 | |
| 016 OTHER SUPPLIES AND MATERIALS DEPARTMENT OF HEALTH | 121.40 | 288,192.48 | |
| 020 POSTAGE DEPARTMENT OF HEALTH | 0.00 | 123,777.01 | |
| 021 UTILITIES TELEPHONE AND TELEGRAPH DEPARTMENT OF HEALTH | 28.27 | 163,536.37 | |
| 022 TRANSPORTATION OF THINGS DEPARTMENT OF HEALTH | 7.70 | 22,086.68 | |
| 024 REPAIRS OTHER CONTRACT DEPARTMENT OF HEALTH | 0.00 | 3,631.21 | |
| 025 TRAVEL EXPENSE DEPARTMENT OF HEALTH | 9.00 | 1,000,918.08 | |
| 026 RENTS DEPARTMENT OF HEALTH | 0.00 | 224,650.74 | |
| 028 OTHER OPERATING EXPENSES DEPARTMENT OF HEALTH | 231.78 | 151,158.58 | |
| 048 GRANTS TO OTHERS DEPARTMENT OF HEALTH | 326,626.26 | 2,921,118.11 | |
| 060 EQUIPMENT AND FURNITURE INVENTORY DEPARTMENT OF HEALTH | 0.00 | 328,088.17 | |
| 061 OTHER EQUIPMENT AND FURNITURE DEPARTMENT OF HEALTH | 0.00 | 31,927.38 | |
| 062 LIBRARY BOOKS DEPARTMENT OF HEALTH | 0.00 | 6,761.72 | |
| 068 BLDG PURCHASED CONST & REMODELED DEPARTMENT OF HEALTH | 0.00 | 4,008.95 | |
| 095 DEPARTMENTAL TRANSFERS-PUR OF SUPP & SERVICES DEPARTMENT OF HEALTH | 0.00 | 110,721.38 | |
| 199 REVENUE REFUNDS APPLIED DEPARTMENT OF HEALTH | 0.00 | 1,692.53 | |
| 999 EXPENDITURE REFUNDS APPLIED EMPLOYEES RETIREMENT SYSTEM DEPARTMENT OF HEALTH | 0.00 0.00 | 5,918.80 328,804.83 | |
| TOTAL EXPENDITURES | 334,723.63 | 16,549,032.82 | 16,214,309.19 |
| NET CASH BALANCE, AUGUST 31, 1971 | | | 644,223.57- |

FUND 274 MOTOR VEHICLE INSPECTION FUND

NET CASH BALANCE, SEPTEMBER 15, 1970

5,365,586.21-

| RECEIPTS: | REFUNDS PAID RECEIPTS | GROSS TOTAL RECEIPTS | |
|--|--------------------------|-------------------------|----------------|
| 199 REVENUE REFUNDS APPLIED | | | |
| DEPARTMENT OF PUBLIC SAFETY | 0.00 | 141,320.50- | |
| 251 MOTOR VEHICLE INSP & CERTIF FEES | | | |
| DEPARTMENT OF PUBLIC SAFETY | 141,320.50- | 3,618,077.50- | |
| 255 OTHER INSPECTION AND CERTIFICATION FEES | | | |
| DEPARTMENT OF PUBLIC SAFETY | 0.00 | 500.00- | |
| 310 OTHER FILING OFFICE AND SERVICE FEES | | | |
| DEPARTMENT OF PUBLIC SAFETY | 0.00 | 489,537.01- | |
| 420 MACHINERY AND EQUIPMENT SALES | | | |
| DEPARTMENT OF PUBLIC SAFETY | 0.00 | 318,926.57- | |
| 423 PUBLICATION AND ADVERTISING SALES | | | |
| DEPARTMENT OF PUBLIC SAFETY | 0.00 | 22,878.66- | |
| 426 OTHER SALES | | | |
| DEPARTMENT OF PUBLIC SAFETY | 0.00 | 204.39- | |
| 443 OTHER RENTALS LEASES AND EASEMENTS | | | |
| DEPARTMENT OF PUBLIC SAFETY | 0.00 | 728.67- | |
| 563 FORFEITURES | | | |
| DEPARTMENT OF PUBLIC SAFETY | 0.00 | 32.58- | |
| 564 INSURANCE AND DAMAGES | | | |
| DEPARTMENT OF PUBLIC SAFETY | 0.00 | 16,986.12- | |
| 565 WARRANTS VOIDED BY STATUTE OF LIMITATION | | | |
| DEPARTMENT OF PUBLIC SAFETY | 0.00 | 113.25- | |
| 625 DEPT TRANS-SALES OF SUPPLIES & SER | | | |
| DEPARTMENT OF PUBLIC SAFETY | 0.00 | 1,569,416.04- | |
| 999 EXPENDITURE REFUNDS APPLIED | | | |
| DEPARTMENT OF PUBLIC SAFETY | 0.00 | 1,946.72- | |
| TOTAL RECEIPTS | 141,320.50- | 6,180,668.01- | 6,039,347.51- |
| TOTAL NET RECEIPTS | | | 6,039,347.51- |
| TOTAL | | | 11,404,933.72- |

| EXPENDITURES: | REFUNDS RECEIVED EXPENDITURES | GROSS TOTAL EXPENDITURES |
|---------------------------------------|----------------------------------|-----------------------------|
| 001 SALARIES AND WAGES | | |
| DEPARTMENT OF PUBLIC SAFETY | 0.00 | 6,750,364.62 |
| 002 PROFESSIONAL SERVICES AND FEES | | |
| DEPARTMENT OF PUBLIC SAFETY | 0.00 | 1,863.05 |
| 005 EMPLOYEES RETIREMENT MATCHING | | |
| EMPLOYEES RETIREMENT SYSTEM | 0.00 | 350,106.12 |
| 007 O A S I MATCHING | | |
| DEPARTMENT OF PUBLIC WELFARE | 0.00 | 311,618.23 |
| 010 PRINTING AND OFFICE SUPPLIES | | |
| DEPARTMENT OF PUBLIC SAFETY | 0.00 | 20,928.16 |
| 011 GASOLINE OIL LUB WASH AND GREASE | | |
| DEPARTMENT OF PUBLIC SAFETY | 11.49 | 237,974.90 |
| 013 CLOTHING AND DRYGOODS FOR PERSONS | | |
| DEPARTMENT OF PUBLIC SAFETY | 0.00 | 80,686.06 |

FUND 274 MOTOR VEHICLE INSPECTION FUND

EXPENDITURES:

| | REFUNDS RECEIVED EXPENDITURES | GROSS TOTAL EXPENDITURES | |
|--|----------------------------------|-----------------------------|---------------|
| 014 FEED FOR ANIMALS SEED AND SMALL PLANTS DEPARTMENT OF PUBLIC SAFETY | 0.00 | 641.35 | |
| 015 DRUGS AND CHEMICALS FOR MEDICAL & LAB DEPARTMENT OF PUBLIC SAFETY | 0.00 | 173.99 | |
| 016 OTHER SUPPLIES AND MATERIALS DEPARTMENT OF PUBLIC SAFETY | 0.00 | 289,641.71 | |
| 020 POSTAGE DEPARTMENT OF PUBLIC SAFETY | 0.00 | 51,688.06 | |
| 021 UTILITIES TELEPHONE AND TELEGRAPH DEPARTMENT OF PUBLIC SAFETY | 1,040.80 | 201,870.34 | |
| 022 TRANSPORTATION OF THINGS DEPARTMENT OF PUBLIC SAFETY | 0.00 | 5,069.07 | |
| 024 REPAIRS OTHER CONTRACT DEPARTMENT OF PUBLIC SAFETY | 324.91 | 128,396.02 | |
| 025 TRAVEL EXPENSE DEPARTMENT OF PUBLIC SAFETY | 216.00 | 419,332.77 | |
| 026 RENTS DEPARTMENT OF PUBLIC SAFETY | 0.00 | 305,505.53 | |
| 028 OTHER OPERATING EXPENSES DEPARTMENT OF PUBLIC SAFETY | 161.02 | 373,674.26 | |
| 060 EQUIPMENT AND FURNITURE INVENTORY DEPARTMENT OF PUBLIC SAFETY | 192.50 | 669,427.18 | |
| 062 LIBRARY BOOKS DEPARTMENT OF PUBLIC SAFETY | 0.00 | 1,531.15 | |
| 067 LAND IMPROVEMENTS DEPARTMENT OF PUBLIC SAFETY | 0.00 | 192.00 | |
| 068 BLDG PURCHASED CONST & REMODELED DEPARTMENT OF PUBLIC SAFETY | 0.00 | 40,609.77 | |
| 095 DEPARTMENTAL TRANSFERS-PUR OF SUPP & SERVICES DEPARTMENT OF PUBLIC SAFETY | 0.00 | 28,001.21 | |
| 199 REVENUE REFUNDS APPLIED DEPARTMENT OF PUBLIC SAFETY | 0.00 | 141,320.50 | |
| 999 EXPENDITURE REFUNDS APPLIED DEPARTMENT OF PUBLIC SAFETY | 0.00 | 1,946.72 | |
| TOTAL EXPENDITURES | 1,946.72 | 10,412,562.77 | 10,410,616.05 |
| NET CASH BALANCE, AUGUST 31, 1971 | | | 994,317.67- |

FUND 275 TEXAS MARITIME ACADEMY CURRENT FUND

NET CASH BALANCE, SEPTEMBER 19-1970

68,906.74-

| RECEIPTS: | REFUNDS PAID RECEIPTS | GROSS TOTAL RECEIPTS | |
|--|--------------------------|-------------------------|--------------------|
| 199 REVENUE REFUNDS APPLIED TEXAS MARITIME ACADEMY | 0.00 | 202.00- | |
| 225 HIGHER EDUCATION REGISTRATION FEES TEXAS MARITIME ACADEMY | 186.00- | 31,003.00- | |
| 304 HIGHER EDUCATION STUDENT FEES TEXAS MARITIME ACADEMY | 16.00- | 528.00- | |
| 502 INTEREST ON LOCAL DEPOSITS TEXAS MARITIME ACADEMY | 0.00 | 5,234.78- | |
| 530 FEDERAL GRANTS TEXAS MARITIME ACADEMY | 0.00 | 75,000.00- | |
| 999 EXPENDITURE REFUNDS APPLIED TEXAS MARITIME ACADEMY | 0.00 | 55.32- | |
| TOTAL RECEIPTS | 202.00- | 112,023.10- | 111,821.10- |
| TOTAL NET RECEIPTS | | | 111,821.10- |
| TOTAL | | | 180,727.84- |

| EXPENDITURES: | REFUNDS RECEIVED EXPENDITURES | GROSS TOTAL EXPENDITURES | |
|---|----------------------------------|-----------------------------|--|
| 001 SALARIES AND WAGES TEXAS MARITIME ACADEMY | 0.00 | 4,185.28- | |
| 007 O A S I MATCHING DEPARTMENT OF PUBLIC WELFARE | 0.00 | 264.48 | |
| 008 WORKMENS COMPENSATION TRANSFER TEXAS MARITIME ACADEMY | 0.00 | 36.30 | |
| 010 PRINTING AND OFFICE SUPPLIES TEXAS MARITIME ACADEMY | 0.00 | 85.14- | |
| 011 GASOLINE OIL LUB WASH AND GREASE TEXAS MARITIME ACADEMY | 0.00 | 24,544.40 | |
| 016 OTHER SUPPLIES AND MATERIALS TEXAS MARITIME ACADEMY | 0.00 | 761.62 | |
| 020 POSTAGE TEXAS MARITIME ACADEMY | 0.00 | 114.56- | |
| 021 UTILITIES TELEPHONE AND TELEGRAPH TEXAS MARITIME ACADEMY | 0.00 | 6,255.44 | |
| 024 REPAIRS OTHER CONTRACT TEXAS MARITIME ACADEMY | 0.00 | 21,785.76 | |
| 025 TRAVEL EXPENSE TEXAS MARITIME ACADEMY | 0.00 | 604.47 | |
| 026 RENTS TEXAS MARITIME ACADEMY | 0.00 | 465.60 | |
| 028 OTHER OPERATING EXPENSES TEXAS MARITIME ACADEMY | 0.00 | 5,133.42 | |
| 060 EQUIPMENT AND FURNITURE INVENTORY TEXAS MARITIME ACADEMY | 0.00 | 1,445.40 | |
| 062 LIBRARY BOOKS TEXAS MARITIME ACADEMY | 55.32 | 1,511.41 | |

FUND 275 TEXAS MARITIME ACADEMY CURRENT FUND

EXPENDITURES:

| | REFUNDS RECEIVED EXPENDITURES | GROSS TOTAL EXPENDITURES | |
|---|----------------------------------|-----------------------------|-------------|
| 199 REVENUE REFUNDS APPLIED TEXAS MARITIME ACADEMY | 0.00 | 202.00 | |
| 999 EXPENDITURE REFUNDS APPLIED TEXAS MARITIME ACADEMY | 0.00 | 55.32 | |
| TOTAL EXPENDITURES | 55.32 | 58,680.64 | 58,625.32 |
| NET CASH BALANCE, AUGUST 31, 1971 | | | 122,102.52- |

FUND 276 VET LAND FUND DIVISION B

NET CASH BALANCE, SEPTEMBER 1, 1970

46,510.68-

| RECEIPTS: | REFUNDS PAID RECEIPTS | GROSS TOTAL RECEIPTS | |
|---|-----------------------|----------------------|----------------|
| 310 OTHER FILING OFFICE AND SERVICE FEES VETERANS LAND BOARD | 0.00 | 450.00- | |
| 440 MINERAL LEASE BONUS & PROSPECT RENTAL VETERANS LAND BOARD | 0.00 | 666.66- | |
| 500 INTEREST ON STATE DEPOSITS VETERANS LAND BOARD | 0.00 | 4,818.25- | |
| 510 INTEREST ON INVESTMENTS VETERANS LAND BOARD | 0.00 | 2,009,102.88- | |
| 515 INTEREST ON LAND SALES VETERANS LAND BOARD | 0.00 | 1,266,318.93- | |
| 560 JUDGMENTS VETERANS LAND BOARD | 0.00 | 49,854.57- | |
| 561 INTEREST ON JUDGMENTS VETERANS LAND BOARD | 0.00 | 8,712.77- | |
| 570 OTHER MISCELLANEOUS GOVERNMENTAL REVENUE VETERANS LAND BOARD | 0.00 | 147,220.23- | |
| 607 SALE / REDEMP OF INV; U S GOV SECURITIES VETERANS LAND BOARD | 0.00 | 10,196,000.00- | |
| 617 REPAYMENT OF PRINCIPAL-VETERANS LAND NOTES VETERANS LAND BOARD | 0.00 | 2,654,862.12- | |
| 626 DEPT TRANS-APPRO & FUND TRANSFERS VETERANS LAND BOARD | 0.00 | 1,226,529.89- | |
| 627 AMORTIZATION PREMIUMS & DISCOUNT-PURCHASED VETERANS LAND BOARD | 0.00 | 441,287.93- | |
| TOTAL RECEIPTS | 0.00 | 18,005,824.23- | 18,005,824.23- |
| TOTAL NET RECEIPTS | | | 18,005,824.23- |
| TOTAL | | | 18,052,334.91- |

| EXPENDITURES: | REFUNDS RECEIVED EXPENDITURES | GROSS TOTAL EXPENDITURES | |
|--|-------------------------------|--------------------------|--|
| 050 PRINCIPAL ON STATE BONDS VETERANS LAND BOARD | 0.00 | 2,550,000.00 | |
| 055 INTEREST ON STATE BONDS VETERANS LAND BOARD | 0.00 | 1,166,750.00 | |
| 071 PURCHASE OF STATE BONDS VETERANS LAND BOARD | 0.00 | 619,000.00 | |
| 072 PURCHASE OF U S GOVERNMENT SECURITIES VETERANS LAND BOARD | 0.00 | 13,507,000.00 | |
| 080 ACCRUED INTEREST ON INVESTMENTS VETERANS LAND BOARD | 0.00 | 99,002.49 | |
| 083 DISCOUNTS ON INVESTMENTS VETERANS LAND BOARD | 0.00 | 105,365.61- | |
| 085 PREMIUMS ON INVESTMENTS VETERANS LAND BOARD | 0.00 | 174,943.43 | |

FUND 276 VET LAND FUND DIVISION B

EXPENDITURES:

REFUNDS RECEIVED
EXPENDITURESGROSS TOTAL
EXPENDITURES

TOTAL EXPENDITURES

0.00

18,011,330.31

18,011,330.31

NET CASH BALANCE, AUGUST 31, 1971

41,004.60-

FUND 277 WEST TEXAS STATE UNIV MINERAL FUND

NET CASH BALANCE, SEPTEMBER 1, 1970

40.66-

| RECEIPTS: | REFUNDS PAID RECEIPTS | GROSS TOTAL RECEIPTS | |
|-----------------------------------|----------------------------------|-----------------------------|--------|
| TOTAL RECEIPTS | 0.00 | 0.00 | 0.00 |
| TOTAL NET RECEIPTS | | | 0.00 |
| TOTAL | | | 40.66- |
| EXPENDITURES: | REFUNDS RECEIVED EXPENDITURES | GROSS TOTAL EXPENDITURES | |
| TOTAL EXPENDITURES | 0.00 | 0.00 | 0.00 |
| NET CASH BALANCE, AUGUST 31, 1971 | | | 40.66- |

FUND 278 VETERANS BOND FUND DIV A RES SER 1949

NET CASH BALANCE, SEPTEMBER 1, 1970

0.00

| RECEIPTS: | REFUNDS PAID RECEIPTS | GROSS TOTAL RECEIPTS | |
|---|--------------------------|-------------------------|------------|
| 607 SALE / REDEMP OF INV; U S GOV SECURITIES VETERANS LAND BOARD | 0.00 | 100,000.00- | |
| 626 DEPT TRANS-APPRO & FUND TRANSFERS VETERANS LAND BOARD | 0.00 | 4,942.26 | |
| TOTAL RECEIPTS | 0.00 | 95,057.74- | 95,057.74- |
| TOTAL NET RECEIPTS | | | 95,057.74- |
| TOTAL | | | 95,057.74- |

| EXPENDITURES: | REFUNDS RECEIVED EXPENDITURES | GROSS TOTAL EXPENDITURES | |
|--|----------------------------------|-----------------------------|-----------|
| 072 PURCHASE OF U S GOVERNMENT SECURITIES VETERANS LAND BOARD | 0.00 | 100,000.00 | |
| 080 ACCRUED INTEREST ON INVESTMENTS VETERANS LAND BOARD | 0.00 | 57.74 | |
| 083 DISCOUNTS ON INVESTMENTS VETERANS LAND BOARD | 0.00 | 5,000.00- | |
| TOTAL EXPENDITURES | 0.00 | 95,057.74 | 95,057.74 |

NET CASH BALANCE, AUGUST 31, 1971

0.00

FUND 279 VETERANS BOND FUND DIV A RES SER 1950

NET CASH BALANCE, SEPTEMBER 1, 1970

0.00

| RECEIPTS: | REFUNDS PAID RECEIPTS | GROSS TOTAL RECEIPTS | |
|---|--------------------------|-------------------------|-------------|
| 607 SALE / REDEMP OF INV; U S GOV SECURITIES VETERANS LAND BOARD | 0.00 | 200,000.00- | |
| 626 DEPT TRANS-APPRO & FUND TRANSFERS VETERANS LAND BOARD | 0.00 | 13,457.20 | |
| TOTAL RECEIPTS | 0.00 | 186,542.80- | 186,542.80- |
| TOTAL NET RECEIPTS | | | 186,542.80- |
| TOTAL | | | 186,542.80- |

| EXPENDITURES: | REFUNDS RECEIVED EXPENDITURES | GROSS TOTAL EXPENDITURES | |
|--|----------------------------------|-----------------------------|------------|
| 072 PURCHASE OF U S GOVERNMENT SECURITIES VETERANS LAND BOARD | 0.00 | 200,000.00 | |
| 080 ACCRUED INTEREST ON INVESTMENTS VETERANS LAND BOARD | 0.00 | 105.30 | |
| 083 DISCOUNTS ON INVESTMENTS VETERANS LAND BOARD | 0.00 | 13,562.50- | |
| TOTAL EXPENDITURES | 0.00 | 186,542.80 | 186,542.80 |

NET CASH BALANCE, AUGUST 31, 1971

0.00

FUND 280 VETERANS BOND FUND DIV A RES SER 1950 A

NET CASH BALANCE, SEPTEMBER 1, 1970

0.00

| | REFUNDS PAID RECEIPTS | GROSS TOTAL RECEIPTS | |
|---|--------------------------|-------------------------|-------------|
| RECEIPTS: | | | |
| 607 SALE / REDEMP OF INV; U S GOV SECURITIES VETERANS LAND BOARD | 0.00 | 800,000.00- | |
| 626 DEPT TRANS-APPRO & FUND TRANSFERS VETERANS LAND BOARD | 0.00 | 53,828.80 | |
| TOTAL RECEIPTS | 0.00 | 746,171.20- | 746,171.20- |
| TOTAL NET RECEIPTS | | | 746,171.20- |
| TOTAL | | | 746,171.20- |

| | REFUNDS RECEIVED EXPENDITURES | GROSS TOTAL EXPENDITURES | |
|--|----------------------------------|-----------------------------|------------|
| EXPENDITURES: | | | |
| 072 PURCHASE OF U S GOVERNMENT SECURITIES VETERANS LAND BOARD | 0.00 | 800,000.00 | |
| 080 ACCRUED INTEREST ON INVESTMENTS VETERANS LAND BOARD | 0.00 | 421.20 | |
| 083 DISCOUNTS ON INVESTMENTS VETERANS LAND BOARD | 0.00 | 54,250.00- | |
| TOTAL EXPENDITURES | 0.00 | 746,171.20 | 746,171.20 |

NET CASH BALANCE, AUGUST 31, 1971

0.00

FUND 281 VET BD FUND DIV B RES SER 1951

NET CASH BALANCE, SEPTEMBER 1, 1970

0.00

| RECEIPTS: | REFUNDS PAID RECEIPTS | GROSS TOTAL RECEIPTS | |
|---|--------------------------|-------------------------|-------------|
| 607 SALE / REDEMP OF INV; U S GOV SECURITIES VETERANS LAND BOARD | 0.00 | 200,000.00- | |
| 626 DEPT TRANS-APPRO & FUND TRANSFERS VETERANS LAND BOARD | 0.00 | 41,611.41 | |
| 627 AMORTIZATION PREMIUMS & DISCOUNT-PURCHASED VETERANS LAND BOARD | 0.00 | 11,350.38- | |
| TOTAL RECEIPTS | 0.00 | 169,738.97- | 169,738.97- |
| TOTAL NET RECEIPTS | | | 169,738.97- |
| TOTAL | | | 169,738.97- |

| EXPENDITURES: | REFUNDS RECEIVED EXPENDITURES | GROSS TOTAL EXPENDITURES | |
|--|----------------------------------|-----------------------------|------------|
| 072 PURCHASE OF U S GOVERNMENT SECURITIES VETERANS LAND BOARD | 0.00 | 200,000.00 | |
| 080 ACCRUED INTEREST ON INVESTMENTS VETERANS LAND BOARD | 0.00 | 1,826.09 | |
| 083 DISCOUNTS ON INVESTMENTS VETERANS LAND BOARD | 0.00 | 32,087.12- | |
| TOTAL EXPENDITURES | 0.00 | 169,738.97 | 169,738.97 |

NET CASH BALANCE, AUGUST 31, 1971

0.00

FUND 282 VET BD FUND DIV B RES SER 1952

NET CASH BALANCE, SEPTEMBER 1, 1970

0.00

| RECEIPTS: | REFUNDS PAID RECEIPTS | GROSS TOTAL RECEIPTS | |
|---|--------------------------|-------------------------|------------|
| 607 SALE / REDEMP OF INV; U S GOV SECURITIES VETERANS LAND BOARD | 0.00 | 100,000.00- | |
| 626 DEPT TRANS-APPRO & FUND TRANSFERS VETERANS LAND BOARD | 0.00 | 20,805.71 | |
| 627 AMORTIZATION PREMIUMS & DISCOUNT-PURCHASED VETERANS LAND BOARD | 0.00 | 7,567.00- | |
| TOTAL RECEIPTS | 0.00 | 86,761.29- | 86,761.29- |
| TOTAL NET RECEIPTS | | | 86,761.29- |
| TOTAL | | | 86,761.29- |

| EXPENDITURES: | REFUNDS RECEIVED EXPENDITURES | GROSS TOTAL EXPENDITURES | |
|--|----------------------------------|-----------------------------|-----------|
| 072 PURCHASE OF U S GOVERNMENT SECURITIES VETERANS LAND BOARD | 0.00 | 100,000.00 | |
| 080 ACCRUED INTEREST ON INVESTMENTS VETERANS LAND BOARD | 0.00 | 913.04 | |
| 083 DISCOUNTS ON INVESTMENTS VETERANS LAND BOARD | 0.00 | 14,151.75- | |
| TOTAL EXPENDITURES | 0.00 | 86,761.29 | 86,761.29 |

NET CASH BALANCE, AUGUST 31, 1971

0.00

FUND 283 VET BD FUND DIV B RES SER 1953

NET CASH BALANCE, SEPTEMBER 14, 1970

0.00

| RECEIPTS: | REFUNDS PAID RECEIPTS | GROSS TOTAL RECEIPTS | |
|---|--------------------------|-------------------------|------------|
| 607 SALE / REDEMP OF INV; U S GOV SECURITIES VETERANS LAND BOARD | 0.00 | 100,000.00- | |
| 626 DEPT TRANS-APPRO & FUND TRANSFERS VETERANS LAND BOARD | 0.00 | 20,805.71 | |
| 627 AMORTIZATION PREMIUMS & DISCOUNT-PURCHASED VETERANS LAND BOARD | 0.00 | 12,593.28- | |
| TOTAL RECEIPTS | 0.00 | 91,787.57- | 91,787.57- |
| TOTAL NET RECEIPTS | | | 91,787.57- |
| TOTAL | | | 91,787.57- |

| EXPENDITURES: | REFUNDS RECEIVED EXPENDITURES | GROSS TOTAL EXPENDITURES | |
|--|----------------------------------|-----------------------------|-----------|
| 072 PURCHASE OF U S GOVERNMENT SECURITIES VETERANS LAND BOARD | 0.00 | 100,000.00 | |
| 080 ACCRUED INTEREST ON INVESTMENTS VETERANS LAND BOARD | 0.00 | 913.04 | |
| 083 DISCOUNTS ON INVESTMENTS VETERANS LAND BOARD | 0.00 | 9,125.47- | |
| TOTAL EXPENDITURES | 0.00 | 91,787.57 | 91,787.57 |

NET CASH BALANCE, AUGUST 31, 1971

0.00

FUND 284 VET BD FUND DIV B RES SER 1953A

NET CASH BALANCE, SEPTEMBER 1, 1970

0.00

| RECEIPTS: | REFUNDS PAID RECEIPTS | GROSS TOTAL RECEIPTS | |
|---|--------------------------|-------------------------|------------|
| 607 SALE / REDEMP OF INV; U S GOV SECURITIES VETERANS LAND BOARD | 0.00 | 111,000.00- | |
| 626 DEPT TRANS-APPRO & FUND TRANSFERS VETERANS LAND BOARD | 0.00 | 23,094.33 | |
| 627 AMORTIZATION PREMIUMS & DISCOUNT-PURCHASED VETERANS LAND BOARD | 0.00 | 8,192.69- | |
| TOTAL RECEIPTS | 0.00 | 96,098.36- | 96,098.36- |
| TOTAL NET RECEIPTS | | | 96,098.36- |
| TOTAL | | | 96,098.36- |

| EXPENDITURES: | REFUNDS RECEIVED EXPENDITURES | GROSS TOTAL EXPENDITURES | |
|--|----------------------------------|-----------------------------|-----------|
| 072 PURCHASE OF U S GOVERNMENT SECURITIES VETERANS LAND BOARD | 0.00 | 111,000.00 | |
| 080 ACCRUED INTEREST ON INVESTMENTS VETERANS LAND BOARD | 0.00 | 1,013.48 | |
| 083 DISCOUNTS ON INVESTMENTS VETERANS LAND BOARD | 0.00 | 15,915.12- | |
| TOTAL EXPENDITURES | 0.00 | 96,098.36 | 96,098.36 |

NET CASH BALANCE, AUGUST 31, 1971

0.00

FUND 288 VET BD FUND DIV B RES SER 1954

NET CASH BALANCE, SEPTEMBER 17, 1970

0.00

| RECEIPTS: | REFUNDS PAID RECEIPTS | GROSS TOTAL RECEIPTS | |
|---|--------------------------|-------------------------|-------------|
| 607 SALE / REDEMP OF INV; U S GOV SECURITIES VETERANS LAND BOARD | 0.00 | 300,500.00- | |
| 626 DEPT TRANS-APPRO & FUND TRANSFERS VETERANS LAND BOARD | 0.00 | 62,178.76 | |
| 627 AMORTIZATION PREMIUMS & DISCOUNT-PURCHASED VETERANS LAND BOARD | 0.00 | 18,819.89- | |
| TOTAL RECEIPTS | 0.00 | 257,141.13- | 257,141.13- |
| TOTAL NET RECEIPTS | | | 257,141.13- |
| TOTAL | | | 257,141.13- |

| EXPENDITURES: | REFUNDS RECEIVED EXPENDITURES | GROSS TOTAL EXPENDITURES | |
|--|----------------------------------|-----------------------------|------------|
| 072 PURCHASE OF U S GOVERNMENT SECURITIES VETERANS LAND BOARD | 0.00 | 300,500.00 | |
| 080 ACCRUED INTEREST ON INVESTMENTS VETERANS LAND BOARD | 0.00 | 1,445.46 | |
| 083 DISCOUNTS ON INVESTMENTS VETERANS LAND BOARD | 0.00 | 44,804.33- | |
| TOTAL EXPENDITURES | 0.00 | 257,141.13 | 257,141.13 |

NET CASH BALANCE, AUGUST 31, 1971

0.00

FUND 292 VET BD FUND DIV B RES SER 1954A

NET CASH BALANCE, SEPTEMBER 1, 1970

0.00

| RECEIPTS: | REFUNDS PAID RECEIPTS | GROSS TOTAL RECEIPTS | |
|---|--------------------------|-------------------------|------------|
| 607 SALE / REDEMP OF INV; U S GOV SECURITIES VETERANS LAND BOARD | 0.00 | 100,000.00- | |
| 626 DEPT TRANS-APPRO & FUND TRANSFERS VETERANS LAND BOARD | 0.00 | 20,805.71 | |
| 627 AMORTIZATION PREMIUMS & DISCOUNT-PURCHASED VETERANS LAND BOARD | 0.00 | 3,835.82- | |
| TOTAL RECEIPTS | 0.00 | 83,030.11- | 83,030.11- |
| TOTAL NET RECEIPTS | | | 83,030.11- |
| TOTAL | | | 83,030.11- |

| EXPENDITURES: | REFUNDS RECEIVED EXPENDITURES | GROSS TOTAL EXPENDITURES | |
|--|----------------------------------|-----------------------------|-----------|
| 072 PURCHASE OF U S GOVERNMENT SECURITIES VETERANS LAND BOARD | 0.00 | 100,000.00 | |
| 080 ACCRUED INTEREST ON INVESTMENTS VETERANS LAND BOARD | 0.00 | 913.04 | |
| 083 DISCOUNTS ON INVESTMENTS VETERANS LAND BOARD | 0.00 | 17,882.93- | |
| TOTAL EXPENDITURES | 0.00 | 83,030.11 | 83,030.11 |

NET CASH BALANCE, AUGUST 31, 1971

0.00

FUND 300 COLLEGE BUILDING FUND 1958-1967

| | | | | |
|---------------------------------------|--|--------------|-------------|------|
| NET CASH BALANCE, SEPTEMBER 1, 1970 | | | | 0.00 |
| RECEIPTS: | | REFUNDS PAID | GROSS TOTAL | |
| 001 AD VALOREM TAX | | RECEIPTS | RECEIPTS | |
| COMPTROLLER OF PUBLIC ACCOUNTS | | | | |
| 500 INTEREST ON STATE DEPOSITS | | 0.00 | 51,308.72- | |
| COMPTROLLER OF PUBLIC ACCOUNTS | | | 794.94- | |
| 626 DEPT TRANS-APPRO & FUND TRANSFERS | | 0.00 | | |
| COMPTROLLER OF PUBLIC ACCOUNTS | | 0.00 | 52,103.66 | |
| TOTAL RECEIPTS | | 0.00 | 0.00 | 0.00 |
| TOTAL NET RECEIPTS | | | | 0.00 |
| TOTAL | | | | 0.00 |
| TOTAL EXPENDITURES | | 0.00 | 0.00 | 0.00 |
| NET CASH BALANCE, AUGUST 31, 1971 | | | | 0.00 |

FUND 301 TEXAS SOUTHERN UNIV ALLOC FUND 1958-1967

NET CASH BALANCE, SEPTEMBER 1, 1970

1,922.85-

| RECEIPTS: | REFUNDS PAID RECEIPTS | GROSS TOTAL RECEIPTS | |
|--|--------------------------|-------------------------|-----------|
| 500 INTEREST ON STATE DEPOSITS SOUTHERN UNIVERSITY | 0.00 | 52.30- | |
| 626 DEPT TRANS-APPRO & FUND TRANSFERS SOUTHERN UNIVERSITY | 0.00 | 4,118.88- | |
| TOTAL RECEIPTS | 0.00 | 4,171.18- | 4,171.18- |
| TOTAL NET RECEIPTS | | | 4,171.18- |
| TOTAL | | | 6,094.03- |

| EXPENDITURES: | REFUNDS RECEIVED EXPENDITURES | GROSS TOTAL EXPENDITURES | |
|--------------------|----------------------------------|-----------------------------|------|
| TOTAL EXPENDITURES | 0.00 | 0.00 | 0.00 |

NET CASH BALANCE, AUGUST 31, 1971

6,094.03-

FUND 306 TEX WOMANS UNIV ALLOC FUND 1958-67

NET CASH BALANCE, SEPTEMBER 1, 1970

6,863.49-

| RECEIPTS: | REFUNDS PAID RECEIPTS | GROSS TOTAL RECEIPTS | |
|--|-----------------------|----------------------|-----------|
| 500 INTEREST ON STATE DEPOSITS TEXAS WOMANS UNIVERSITY | 0.00 | 38.83- | |
| 626 DEPT TRANS-APPRO & FUND TRANSFERS TEXAS WOMANS UNIVERSITY | 0.00 | 2,867.65- | |
| TOTAL RECEIPTS | 0.00 | 2,906.48- | 2,906.48- |
| TOTAL NET RECEIPTS | | | 2,906.48- |
| TOTAL | | | 9,769.97- |

| EXPENDITURES: | REFUNDS RECEIVED EXPENDITURES | GROSS TOTAL EXPENDITURES | |
|---|-------------------------------|--------------------------|----------|
| 068 BLDG PURCHASED CONST & REMODELED TEXAS WOMANS UNIVERSITY | 0.00 | 6,150.58 | |
| TOTAL EXPENDITURES | 0.00 | 6,150.58 | 6,150.58 |

NET CASH BALANCE, AUGUST 31, 1971

3,619.39-

FUND 309 A & I UNIV ALLOCATION FUND 1958-67

NET CASH BALANCE, SEPTEMBER 1, 1970

1,609.83-

| RECEIPTS: | REFUNDS PAID RECEIPTS | GROSS TOTAL RECEIPTS | |
|---|--------------------------|-------------------------|-----------|
| 500 INTEREST ON STATE DEPOSITS A & I UNIVERSITY | 0.00 | 7.44- | |
| 626 DEPT TRANS-APPRO & FUND TRANSFERS A & I UNIVERSITY | 0.00 | 3,449.40- | |
| TOTAL RECEIPTS | 0.00 | 3,456.84- | 3,456.84- |
| TOTAL NET RECEIPTS | | | 3,456.84- |
| TOTAL | | | 5,066.67- |

| EXPENDITURES: | REFUNDS RECEIVED EXPENDITURES | GROSS TOTAL EXPENDITURES | |
|--|----------------------------------|-----------------------------|----------|
| 068 BLDG PURCHASED CONST & REMODELED A & I UNIVERSITY | 0.00 | 1,609.83 | |
| TOTAL EXPENDITURES | 0.00 | 1,609.83 | 1,609.83 |

NET CASH BALANCE, AUGUST 31, 1971

3,456.84-

FUND 312 TEXAS TECH UNIV ALLOC FUND 1958-67

NET CASH BALANCE, SEPTEMBER 1, 1970

5,214.95-

| RECEIPTS: | REFUNDS PAID RECEIPTS | GROSS TOTAL RECEIPTS | |
|---|--------------------------|-------------------------|------------|
| 500 INTEREST ON STATE DEPOSITS TEXAS TECHNOLOGICAL UNIV | 0.00 | 79.58- | |
| 626 DEPT TRANS-APPRO & FUND TRANSFERS TEXAS TECHNOLOGICAL UNIV | 0.00 | 11,023.05- | |
| TOTAL RECEIPTS | 0.00 | 11,102.63- | 11,102.63- |
| TOTAL NET RECEIPTS | | | 11,102.63- |
| TOTAL | | | 16,317.58- |

| EXPENDITURES: | REFUNDS RECEIVED EXPENDITURES | GROSS TOTAL EXPENDITURES | |
|--|----------------------------------|-----------------------------|----------|
| 068 BLDG PURCHASED CONST & REMODELED TEXAS TECHNOLOGICAL UNIV | 0.00 | 5,214.95 | |
| TOTAL EXPENDITURES | 0.00 | 5,214.95 | 5,214.95 |

NET CASH BALANCE, AUGUST 31, 1971

11,102.63-

FUND 315 LAMAR UNIV ALLOC FUND 1958-67

NET CASH BALANCE, SEPTEMBER 1, 1970

12,250.77-

| | REFUNDS PAID RECEIPTS | GROSS TOTAL RECEIPTS | |
|---|--------------------------|-------------------------|------------|
| RECEIPTS: | | | |
| 500 INTEREST ON STATE DEPOSITS LAMAR UNIVERSITY | 0.00 | 351.14- | |
| 626 DEPT TRANS-APPRO & FUND TRANSFERS LAMAR UNIVERSITY | 0.00 | 5,185.25- | |
| TOTAL RECEIPTS | 0.00 | 5,536.39- | 5,536.39- |
| TOTAL NET RECEIPTS | | | 5,536.39- |
| TOTAL | | | 17,787.16- |
| TOTAL EXPENDITURES | 0.00 | 0.00 | 0.00 |
| NET CASH BALANCE, AUGUST 31, 1971 | | | 17,787.16- |

FUND 320 NORTH TEX STATE UNIV ALLOC FUND 1958-67

NET CASH BALANCE, SEPTEMBER 1, 1970

21,027.76-

| RECEIPTS: | REFUNDS PAID RECEIPTS | GROSS TOTAL RECEIPTS | |
|---|--------------------------|-------------------------|------------|
| 500 INTEREST ON STATE DEPOSITS NORTH TEXAS STATE UNIVERSITY | 0.00 | 93.63- | |
| 626 DEPT TRANS-APPRO & FUND TRANSFERS NORTH TEXAS STATE UNIVERSITY | 0.00 | 8,853.06- | |
| TOTAL RECEIPTS | 0.00 | 8,946.69- | 8,946.69- |
| TOTAL NET RECEIPTS | | | 8,946.69- |
| TOTAL | | | 29,974.45- |

| EXPENDITURES: | REFUNDS RECEIVED EXPENDITURES | GROSS TOTAL EXPENDITURES | |
|--|----------------------------------|-----------------------------|-----------|
| 068 BLDG PURCHASED CONST & REMODELED NORTH TEXAS STATE UNIVERSITY | 0.00 | 21,027.76 | |
| TOTAL EXPENDITURES | 0.00 | 21,027.76 | 21,027.76 |

NET CASH BALANCE, AUGUST 31, 1971

8,946.69-

FUND 323 EAST TEX STATE UNIV ALLOC FUND 1958-67

NET CASH BALANCE, SEPTEMBER 1, 1970

8,000.09-

| | REFUNDS PAID RECEIPTS | GROSS TOTAL RECEIPTS | |
|--|--------------------------|-------------------------|------------|
| RECEIPTS: | | | |
| 500 INTEREST ON STATE DEPOSITS EAST TEXAS STATE UNIV | 0.00 | 69.76- | |
| 626 DEPT TRANS-APPRO & FUND TRANSFERS EAST TEXAS STATE UNIV | 0.00 | 3,384.15- | |
| TOTAL RECEIPTS | 0.00 | 3,453.91- | 3,453.91- |
| TOTAL NET RECEIPTS | | | 3,453.91- |
| TOTAL | | | 11,454.00- |

| | REFUNDS RECEIVED EXPENDITURES | GROSS TOTAL EXPENDITURES | |
|---|----------------------------------|-----------------------------|----------|
| EXPENDITURES: | | | |
| 068 BLDG PURCHASED CONST & REMODELED EAST TEXAS STATE UNIV | 0.00 | 8,014.04 | |
| TOTAL EXPENDITURES | 0.00 | 8,014.04 | 8,014.04 |

NET CASH BALANCE, AUGUST 31, 1971

3,439.96-

FUND 324 SAM HOUSTON UNIV ALLOC FUND 1958-67

NET CASH BALANCE, SEPTEMBER 1, 1970

9,190.64-

| | REFUNDS PAID RECEIPTS | GROSS TOTAL RECEIPTS | |
|---|--------------------------|-------------------------|------------|
| RECEIPTS: | | | |
| 500 INTEREST ON STATE DEPOSITS SAM HOUSTON STATE UNIV | 0.00 | 263.50- | |
| 626 DEPT TRANS-APPRO & FUND TRANSFERS SAM HOUSTON STATE UNIV | 0.00 | 3,875.98- | |
| TOTAL RECEIPTS | 0.00 | 4,139.48- | 4,139.48- |
| TOTAL NET RECEIPTS | | | 4,139.48- |
| TOTAL | | | 13,330.12- |
| TOTAL EXPENDITURES | 0.00 | 0.00 | 0.00 |
| NET CASH BALANCE, AUGUST 31, 1971 | | | 13,330.12- |

FUND 325 SOUTHWEST STATE UNIV ALLOC FUND 1958-67

NET CASH BALANCE, SEPTEMBER 1, 1970

1,375.72-

| RECEIPTS: | REFUNDS PAID RECEIPTS | GROSS TOTAL RECEIPTS | |
|---|--------------------------|-------------------------|-----------|
| 500 INTEREST ON STATE DEPOSITS SOUTHWEST TEXAS STATE UNIV | 0.00 | 23.88- | |
| 626 DEPT TRANS-APPRO & FUND TRANSFERS SOUTHWEST TEXAS STATE UNIV | 0.00 | 2,984.90- | |
| TOTAL RECEIPTS | 0.00 | 3,008.78- | 3,008.78- |
| TOTAL NET RECEIPTS | | | 3,008.78- |
| TOTAL | | | 4,384.50- |

EXPENDITURES:

| EXPENDITURES: | REFUNDS RECEIVED EXPENDITURES | GROSS TOTAL EXPENDITURES | |
|--|----------------------------------|-----------------------------|----------|
| 068 BLDG PURCHASED CONST & REMODELED SOUTHWEST TEXAS STATE UNIV | 0.00 | 1,393.59 | |
| TOTAL EXPENDITURES | 0.00 | 1,393.59 | 1,393.59 |

NET CASH BALANCE, AUGUST 31, 1971

2,990.91-

FUND 326 STEPHEN F AUSTIN UNIV ALLOC FUND 1958-67

NET CASH BALANCE, SEPTEMBER 1, 1970

5,431.59-

| | REFUNDS PAID RECEIPTS | GROSS TOTAL RECEIPTS | |
|--|--------------------------|-------------------------|-----------|
| RECEIPTS: | | | |
| 500 INTEREST ON STATE DEPOSITS S F AUSTIN STATE UNIV | 0.00 | 155.72- | |
| 626 DEPT TRANS-APPRO & FUND TRANSFERS S F AUSTIN STATE UNIV | 0.00 | 2,291.60- | |
| TOTAL RECEIPTS | 0.00 | 2,447.32- | 2,447.32- |
| TOTAL NET RECEIPTS | | | 2,447.32- |
| TOTAL | | | 7,878.91- |
| TOTAL EXPENDITURES | 0.00 | 0.00 | 0.00 |
| NET CASH BALANCE, AUGUST 31, 1971 | | | 7,878.91- |

FUND 327 SUL ROSS STATE UNIV ALLOC FUND 1958-67

NET CASH BALANCE, SEPTEMBER 1, 1970

2,889.81-

| | REFUNDS PAID RECEIPTS | GROSS TOTAL RECEIPTS | |
|--|--------------------------|-------------------------|-----------|
| RECEIPTS: | | | |
| 500 INTEREST ON STATE DEPOSITS SUL ROSS STATE UNIV | 0.00 | 82.87- | |
| 626 DEPT TRANS-APPRO & FUND TRANSFERS SUL ROSS STATE UNIV | 0.00 | 1,214.33- | |
| TOTAL RECEIPTS | 0.00 | 1,297.20- | 1,297.20- |
| TOTAL NET RECEIPTS | | | 1,297.20- |
| TOTAL | | | 4,187.01- |
| TOTAL EXPENDITURES | 0.00 | 0.00 | 0.00 |
| NET CASH BALANCE, AUGUST 31, 1971 | | | 4,187.01- |

FUND 328 WEST TEX STATE UNIV ALLOC FUND 1958-67

NET CASH BALANCE, SEPTEMBER 1, 1970

1,337.25-

| RECEIPTS: | REFUNDS PAID RECEIPTS | GROSS TOTAL RECEIPTS | |
|--|--------------------------|-------------------------|-----------|
| 500 INTEREST ON STATE DEPOSITS WEST TEXAS STATE UNIVERSITY | 0.00 | 32.92- | |
| 626 DEPT TRANS-APPRO & FUND TRANSFERS WEST TEXAS STATE UNIVERSITY | 0.00 | 2,855.41- | |
| TOTAL RECEIPTS | 0.00 | 2,888.33- | 2,888.33- |
| TOTAL NET RECEIPTS | | | 2,888.33- |
| TOTAL | | | 4,225.58- |

| EXPENDITURES: | REFUNDS RECEIVED EXPENDITURES | GROSS TOTAL EXPENDITURES | |
|---|----------------------------------|-----------------------------|----------|
| 068 BLDG PURCHASED CONST & REMODELED WEST TEXAS STATE UNIVERSITY | 0.00 | 1,367.24 | |
| TOTAL EXPENDITURES | 0.00 | 1,367.24 | 1,367.24 |

NET CASH BALANCE, AUGUST 31, 1971

2,858.34-

FUND 350 WATER DEVELOPMENT CLEARANCE FUND

NET CASH BALANCE, SEPTEMBER 1, 1970

2,804.04-

| | REFUNDS PAID RECEIPTS | GROSS TOTAL RECEIPTS | |
|--|--------------------------|-------------------------|----------|
| RECEIPTS: | | | |
| 500 INTEREST ON STATE DEPOSITS WATER DEVELOPMENT BOARD | 0.00 | 6,851.60- | |
| 510 INTEREST ON INVESTMENTS WATER DEVELOPMENT BOARD | 0.00 | 3,126,031.00- | |
| 516 ACCRUED INT & PREMIUMS ON SALE OF STATE BONDS WATER DEVELOPMENT BOARD | 0.00 | 102,629.67- | |
| 570 OTHER MISCELLANEOUS GOVERNMENTAL REVENUE WATER DEVELOPMENT BOARD | 0.00 | 115,454.17- | |
| 626 DEPT TRANS-APPRO & FUND TRANSFERS WATER DEVELOPMENT BOARD | 0.00 | 3,509,409.57 | |
| 627 AMORTIZATION PREMIUMS & DISCOUNT-PURCHASED WATER DEVELOPMENT BOARD | 0.00 | 156,521.27- | |
| TOTAL RECEIPTS | 0.00 | 1,921.86 | 1,921.86 |
| TOTAL NET RECEIPTS | | | 1,921.86 |
| TOTAL | | | 882.18- |
| TOTAL EXPENDITURES | 0.00 | 0.00 | 0.00 |
| NET CASH BALANCE, AUGUST 31, 1971 | | | 882.18- |

FUND 351 WATER DEVELOPMENT FUND

NET CASH BALANCE, SEPTEMBER 1, 1970

77,552.79-

| RECEIPTS: | REFUNDS PAID RECEIPTS | GROSS TOTAL RECEIPTS | |
|---|--------------------------|-------------------------|----------------|
| 600 SALE OF STATE BONDS ISSUED WATER DEVELOPMENT BOARD | 0.00 | 15,100,000.00- | |
| 607 SALE / REDEMP OF INV; U S GOV SECURITIES WATER DEVELOPMENT BOARD | 0.00 | 15,110,000.00- | |
| 610 REPAYMENT OF LOANS POLITICAL SUB-DIV WATER DEVELOPMENT BOARD | 0.00 | 372,000.00- | |
| 626 DEPT TRANS-APPRO & FUND TRANSFERS WATER DEVELOPMENT BOARD | 0.00 | 2,870,983.66 | |
| 627 AMORTIZATION PREMIUMS & DISCOUNT-PURCHASED WATER DEVELOPMENT BOARD | 0.00 | 69,370.67- | |
| TOTAL RECEIPTS | 0.00 | 27,780,387.01- | 27,780,387.01- |
| TOTAL NET RECEIPTS | | | 27,780,387.01- |
| TOTAL | | | 27,857,939.80- |

| EXPENDITURES: | REFUNDS RECEIVED EXPENDITURES | GROSS TOTAL EXPENDITURES | |
|--|----------------------------------|-----------------------------|---------------|
| 072 PURCHASE OF U S GOVERNMENT SECURITIES WATER DEVELOPMENT BOARD | 0.00 | 25,915,000.00 | |
| 077 LOANS TO POLITICAL SUB-DIVISIONS WATER DEVELOPMENT BOARD | 0.00 | 1,880,000.00 | |
| 080 ACCRUED INTEREST ON INVESTMENTS WATER DEVELOPMENT BOARD | 0.00 | 144,974.28 | |
| 083 DISCOUNTS ON INVESTMENTS WATER DEVELOPMENT BOARD | 0.00 | 92,425.09- | |
| 085 PREMIUMS ON INVESTMENTS WATER DEVELOPMENT BOARD | 0.00 | 1,353.49 | |
| TOTAL EXPENDITURES | 0.00 | 27,848,902.68 | 27,848,902.68 |

NET CASH BALANCE, AUGUST 31, 1971

9,037.12-

FUND 352 WATER DEV BD INT & SINKING FUND

NET CASH BALANCE, SEPTEMBER 1, 1970

7,278.01-

| RECEIPTS: | REFUNDS PAID RECEIPTS | GROSS TOTAL RECEIPTS | |
|---|--------------------------|-------------------------|----------------|
| 607 SALE / REDEMP OF INV; U S GOV SECURITIES WATER DEVELOPMENT BOARD | 0.00 | 16,205,000.00- | |
| 626 DEPT TRANS-APPRO & FUND TRANSFERS WATER DEVELOPMENT BOARD | 0.00 | 3,975,662.30- | |
| 627 AMORTIZATION PREMIUMS & DISCOUNT-PURCHASED WATER DEVELOPMENT BOARD | 0.00 | 4,353.49- | |
| 640 OTHER NON-GOVERNMENTAL RECEIPTS WATER DEVELOPMENT BOARD | 0.00 | 2,028,753.34- | |
| TOTAL RECEIPTS | 0.00 | 22,213,769.13- | 22,213,769.13- |
| TOTAL NET RECEIPTS | | | 22,213,769.13- |
| TOTAL | | | 22,221,047.14- |

| EXPENDITURES: | REFUNDS RECEIVED EXPENDITURES | GROSS TOTAL EXPENDITURES | |
|--|----------------------------------|-----------------------------|---------------|
| 002 PROFESSIONAL SERVICES AND FEES WATER DEVELOPMENT BOARD | 0.00 | 2,455.17 | |
| 050 PRINCIPAL ON STATE BONDS WATER DEVELOPMENT BOARD | 0.00 | 2,820,000.00 | |
| 055 INTEREST ON STATE BONDS WATER DEVELOPMENT BOARD | 0.00 | 3,267,876.25 | |
| 072 PURCHASE OF U S GOVERNMENT SECURITIES WATER DEVELOPMENT BOARD | 0.00 | 16,225,000.00 | |
| 083 DISCOUNTS ON INVESTMENTS WATER DEVELOPMENT BOARD | 0.00 | 93,443.26- | |
| 085 PREMIUMS ON INVESTMENTS WATER DEVELOPMENT BOARD | 0.00 | 2,662.50- | |
| TOTAL EXPENDITURES | 0.00 | 22,219,225.66 | 22,219,225.66 |

NET CASH BALANCE, AUGUST 31, 1971

1,821.48-

FUND 355 STORAGE FACILITIES OPERATION AND MAINT FUND

NET CASH BALANCE, SEPTEMBER 1, 1970

0.00

| RECEIPTS: | REFUNDS PAID RECEIPTS | GROSS TOTAL RECEIPTS | |
|---|--------------------------|-------------------------|---------------|
| 626 DEPT TRANS-APPRO & FUND TRANSFERS WATER DEVELOPMENT BOARD. | 0.00 | 2,404,730.93- | |
| TOTAL RECEIPTS | 0.00 | 2,404,730.93- | 2,404,730.93- |
| TOTAL NET RECEIPTS | | | 2,404,730.93- |
| TOTAL | | | 2,404,730.93- |

EXPENDITURES:

| EXPENDITURES: | REFUNDS RECEIVED EXPENDITURES | GROSS TOTAL EXPENDITURES | |
|---|----------------------------------|-----------------------------|--------------|
| 079 PURCHASE OF WATER RIGHTS WATER DEVELOPMENT BOARD | 0.00 | 2,404,730.93 | |
| TOTAL EXPENDITURES | 0.00 | 2,404,730.93 | 2,404,730.93 |

NET CASH BALANCE, AUGUST 31, 1971

0.00

FUND 375 VET LAND FUND DIVISION C

NET CASH BALANCE, SEPTEMBER 1, 1970

91,232.68-

| | REFUNDS PAID RECEIPTS | GROSS TOTAL RECEIPTS | |
|---|--------------------------|-------------------------|----------------|
| RECEIPTS: | | | |
| 310 OTHER FILING OFFICE AND SERVICE FEES VETERANS LAND BOARD | 0.00 | 1,710.83- | |
| 443 OTHER RENTALS LEASES AND EASEMENTS VETERANS LAND BOARD | 0.00 | 900.00- | |
| 500 INTEREST ON STATE DEPOSITS VETERANS LAND BOARD | 0.00 | 7,599.23- | |
| 510 INTEREST ON INVESTMENTS VETERANS LAND BOARD | 0.00 | 999,233.37- | |
| 515 INTEREST ON LAND SALES VETERANS LAND BOARD | 0.00 | 3,400,156.47- | |
| 570 OTHER MISCELLANEOUS GOVERNMENTAL REVENUE VETERANS LAND BOARD | 0.00 | 95,064.67- | |
| 607 SALE / REDEMP OF INV; U S GOV SECURITIES VETERANS LAND BOARD | 0.00 | 8,803,000.00- | |
| 617 REPAYMENT OF PRINCIPAL-VETERANS LAND NOTES VETERANS LAND BOARD | 0.00 | 4,236,603.16- | |
| 626 DEPT TRANS-APPRO & FUND TRANSFERS VETERANS LAND BOARD | 0.00 | 5,932.00 | |
| 627 AMORTIZATION PREMIUMS & DISCOUNT-PURCHASED VETERANS LAND BOARD | 0.00 | 403,859.89- | |
| TOTAL RECEIPTS | 0.00 | 17,942,195.62- | 17,942,195.62- |
| TOTAL NET RECEIPTS | | | 17,942,195.62- |
| TOTAL | | | 18,033,428.30- |

| | REFUNDS RECEIVED EXPENDITURES | GROSS TOTAL EXPENDITURES | |
|--|----------------------------------|-----------------------------|---------------|
| EXPENDITURES: | | | |
| 050 PRINCIPAL ON STATE BONDS VETERANS LAND BOARD | 0.00 | 3,150,000.00 | |
| 055 INTEREST ON STATE BONDS VETERANS LAND BOARD | 0.00 | 2,711,000.00 | |
| 071 PURCHASE OF STATE BONDS VETERANS LAND BOARD | 0.00 | 1,067,000.00 | |
| 072 PURCHASE OF U S GOVERNMENT SECURITIES VETERANS LAND BOARD | 0.00 | 11,340,000.00 | |
| 080 ACCRUED INTEREST ON INVESTMENTS VETERANS LAND BOARD | 0.00 | 65,431.03 | |
| 083 DISCOUNTS ON INVESTMENTS VETERANS LAND BOARD | 0.00 | 349,724.94- | |
| TOTAL EXPENDITURES | 0.00 | 17,983,706.09 | 17,983,706.09 |

NET CASH BALANCE, AUGUST 31, 1971

49,722.21-

FUND 376 VET 80 FUND DIV C RES SER 1957

NET CASH BALANCE, SEPTEMBER 1, 1970

0.00

| RECEIPTS: | REFUNDS PAID RECEIPTS | GROSS TOTAL RECEIPTS | |
|--|--------------------------|-------------------------|------------|
| .627 AMORTIZATION PREMIUMS & DISCOUNT-PURCHASED VETERANS LAND BOARD | 0.00 | 10,052.56- | |
| TOTAL RECEIPTS | 0.00 | 10,052.56- | 10,052.56- |
| TOTAL NET RECEIPTS | | | 10,052.56- |
| TOTAL | | | 10,052.56- |

| EXPENDITURES: | REFUNDS RECEIVED EXPENDITURES | GROSS TOTAL EXPENDITURES | |
|--|----------------------------------|-----------------------------|-----------|
| .083 DISCOUNTS ON INVESTMENTS VETERANS LAND BOARD | 0.00 | 10,052.56 | |
| TOTAL EXPENDITURES | 0.00 | 10,052.56 | 10,052.56 |

NET CASH BALANCE, AUGUST 31, 1971

0.00

FUND 378 VET BD FUND DIV C RES SER 1958

NET CASH BALANCE, SEPTEMBER 1, 1970

0.00

| RECEIPTS: | REFUNDS PAID RECEIPTS | GROSS TOTAL RECEIPTS | |
|---|--------------------------|-------------------------|------------|
| 627 AMORTIZATION PREMIUMS & DISCOUNT-PURCHASED VETERANS LAND BOARD | 0.00 | 26,511.60- | |
| TOTAL RECEIPTS | 0.00 | 26,511.60- | 26,511.60- |
| TOTAL NET RECEIPTS | | | 26,511.60- |
| TOTAL | | | 26,511.60- |

| EXPENDITURES: | REFUNDS RECEIVED EXPENDITURES | GROSS TOTAL EXPENDITURES | |
|---|----------------------------------|-----------------------------|-----------|
| 083 DISCOUNTS ON INVESTMENTS VETERANS LAND BOARD | 0.00 | 26,511.60 | |
| TOTAL EXPENDITURES | 0.00 | 26,511.60 | 26,511.60 |

NET CASH BALANCE, AUGUST 31, 1971

0.00

FUND 382 VET RD FD DIV C RES SER 1961

NET CASH BALANCE, SEPTEMBER 1, 1970

0.00

| RECEIPTS: | REFUNDS PAID RECEIPTS | GROSS TOTAL RECEIPTS | |
|---|--------------------------|-------------------------|------------|
| 627 AMORTIZATION PREMIUMS & DISCOUNT-PURCHASED VETERANS LAND BOARD | 0.00 | 39,486.13- | |
| TOTAL RECEIPTS | 0.00 | 39,486.13- | 39,486.13- |
| TOTAL NET RECEIPTS | | | 39,486.13- |
| TOTAL | | | 39,486.13- |

| EXPENDITURES: | REFUNDS RECEIVED EXPENDITURES | GROSS TOTAL EXPENDITURES | |
|---|----------------------------------|-----------------------------|-----------|
| 083 DISCOUNTS ON INVESTMENTS VETERANS LAND BOARD | 0.00 | 39,486.13 | |
| TOTAL EXPENDITURES | 0.00 | 39,486.13 | 39,486.13 |

NET CASH BALANCE, AUGUST 31, 1971

0.00

FUND 384 VET BD FD DIV C RES SER 1961A

NET CASH BALANCE, SEPTEMBER 1, 1970

0.00

RECEIPTS:

627 AMORTIZATION PREMIUMS & DISCOUNT-PURCHASED
 VETERANS LAND BOARD

REFUNDS PAID
 RECEIPTS

GROSS TOTAL
 RECEIPTS

0.00

78,584.56-

TOTAL RECEIPTS

0.00

78,584.56-

78,584.56-

TOTAL NET RECEIPTS

78,584.56-

TOTAL

78,584.56-

EXPENDITURES:

083 DISCOUNTS ON INVESTMENTS
 VETERANS LAND BOARD

REFUNDS RECEIVED
 EXPENDITURES

GROSS TOTAL
 EXPENDITURES

0.00

78,584.56

TOTAL EXPENDITURES

0.00

78,584.56

78,584.56

NET CASH BALANCE, AUGUST 31, 1971

0.00

FUND 386 VET BD FD DIV C RES SER 1961B

NET CASH BALANCE, SEPTEMBER 1, 1970

0.00

| RECEIPTS: | REFUNDS PAID RECEIPTS | GROSS TOTAL RECEIPTS | |
|---|--------------------------|-------------------------|-------------|
| 626 DEPT TRANS-APPRO & FUND TRANSFERS VETERANS LAND BOARD | 0.00 | 5,932.00- | |
| 627 AMORTIZATION PREMIUMS & DISCOUNT-PURCHASED VETERANS LAND BOARD | 0.00 | 128,588.23- | |
| TOTAL RECEIPTS | 0.00 | 134,520.23- | 134,520.23- |
| TOTAL NET RECEIPTS | | | 134,520.23- |
| TOTAL | | | 134,520.23- |

| EXPENDITURES: | REFUNDS RECEIVED EXPENDITURES | GROSS TOTAL EXPENDITURES | |
|---|----------------------------------|-----------------------------|------------|
| 083 DISCOUNTS ON INVESTMENTS VETERANS LAND BOARD | 0.00 | 134,520.23 | |
| TOTAL EXPENDITURES | 0.00 | 134,520.23 | 134,520.23 |

NET CASH BALANCE, AUGUST 31, 1971

0.00

FUND 387 TEXAS OPPORTUNITY PLAN FUND

NET CASH BALANCE, SEPTEMBER 1, 1970

9,118,437.71-

| RECEIPTS: | REFUNDS PAID RECEIPTS | GROSS TOTAL RECEIPTS | |
|---|-----------------------|-----------------------|-----------------------|
| 500 INTEREST ON STATE DEPOSITS COORDINATING BOARD COLLEGE & UNIV SYSTEM | 0.00 | 173,890.32- | |
| 510 INTEREST ON INVESTMENTS COORDINATING BOARD COLLEGE & UNIV SYSTEM | 0.00 | 1,318,869.60- | |
| 516 ACCRUED INT & PREMIUMS ON SALE OF STATE BONDS COORDINATING BOARD COLLEGE & UNIV SYSTEM | 0.00 | 91,556.75- | |
| 565 WARRANTS VOIDED BY STATUTE OF LIMITATION COORDINATING BOARD COLLEGE & UNIV SYSTEM | 0.00 | 458.00- | |
| 600 SALE OF STATE BONDS ISSUED COORDINATING BOARD COLLEGE & UNIV SYSTEM | 0.00 | 32,500,000.00- | |
| 607 SALE / REDEMP OF INV; U S GOV SECURITIES COORDINATING BOARD COLLEGE & UNIV SYSTEM | 0.00 | 30,000,000.00- | |
| 626 DEPT TRANS-APPRO & FUND TRANSFERS COORDINATING BOARD COLLEGE & UNIV SYSTEM | 0.00 | 4,000,000.00 | |
| 627 AMORTIZATION PREMIUMS & DISCOUNT-PURCHASED COORDINATING BOARD COLLEGE & UNIV SYSTEM | 0.00 | 128,130.00 | |
| TOTAL RECEIPTS | 0.00 | 59,956,644.67- | 59,956,644.67- |
| TOTAL NET RECEIPTS | | | 59,956,644.67- |
| TOTAL | | | 69,075,082.38- |

| EXPENDITURES: | REFUNDS RECEIVED EXPENDITURES | GROSS TOTAL EXPENDITURES | |
|---|-------------------------------|--------------------------|----------------------|
| 072 PURCHASE OF U S GOVERNMENT SECURITIES COORDINATING BOARD COLLEGE & UNIV SYSTEM | 0.00 | 39,840,000.00 | |
| 080 ACCRUED INTEREST ON INVESTMENTS COORDINATING BOARD COLLEGE & UNIV SYSTEM | 0.00 | 556,636.13 | |
| 083 DISCOUNTS ON INVESTMENTS COORDINATING BOARD COLLEGE & UNIV SYSTEM | 0.00 | 88,631.58- | |
| 085 PREMIUMS ON INVESTMENTS COORDINATING BOARD COLLEGE & UNIV SYSTEM | 0.00 | 2,031.25- | |
| 101 LOANS TO COLLEGE STUDENTS COORDINATING BOARD COLLEGE & UNIV SYSTEM | 0.00 | 17,455,165.30 | |
| TOTAL EXPENDITURES | 0.00 | 57,761,138.60 | 57,761,138.60 |

NET CASH BALANCE, AUGUST 31, 1971

11,313,943.78-

FUND 388 COLLEGE STUDENT LOANS BONDS INT & SINK FUND

NET CASH BALANCE, SEPTEMBER 15, 1970

739,040.24-

| RECEIPTS: | REFUNDS PAID RECEIPTS | GROSS TOTAL RECEIPTS | |
|--|-----------------------|----------------------|----------------|
| 500 INTEREST ON STATE DEPOSITS COORDINATING BOARD COLLEGE & UNIV SYSTEM | 0.00 | 41,180.16- | |
| 510 INTEREST ON INVESTMENTS COORDINATING BOARD COLLEGE & UNIV SYSTEM | 0.00 | 973,380.67- | |
| 518 INTEREST ON LOANS TO COLLEGE STUDENTS COORDINATING BOARD COLLEGE & UNIV SYSTEM | 0.00 | 1,345,813.61- | |
| 607 SALE / REDEMP OF INV; U S GOV SECURITIES COORDINATING BOARD COLLEGE & UNIV SYSTEM | 0.00 | 9,656,000.00- | |
| 618 REPAYMENT OF PRINCIPAL COLLEGE STUDENT LOANS COORDINATING BOARD COLLEGE & UNIV SYSTEM | 0.00 | 5,444,820.00- | |
| 626 DEPT TRANS-APPRO & FUND TRANSFERS COORDINATING BOARD COLLEGE & UNIV SYSTEM | 0.00 | 4,000,000.00- | |
| 627 AMORTIZATION PREMIUMS & DISCOUNT-PURCHASED COORDINATING BOARD COLLEGE & UNIV SYSTEM | 0.00 | 151,264.45- | |
| TOTAL RECEIPTS | 0.00 | 21,612,458.89- | 21,612,458.89- |
| TOTAL NET RECEIPTS | | | 21,612,458.89- |
| TOTAL | | | 22,351,499.13- |

| EXPENDITURES: | REFUNDS RECEIVED EXPENDITURES | GROSS TOTAL EXPENDITURES | |
|---|-------------------------------|--------------------------|---------------|
| 050 PRINCIPAL ON STATE BONDS COORDINATING BOARD COLLEGE & UNIV SYSTEM | 0.00 | 2,000,000.00 | |
| 055 INTEREST ON STATE BONDS COORDINATING BOARD COLLEGE & UNIV SYSTEM | 0.00 | 5,068,155.00 | |
| 072 PURCHASE OF U S GOVERNMENT SECURITIES COORDINATING BOARD COLLEGE & UNIV SYSTEM | 0.00 | 12,342,000.00 | |
| 080 ACCRUED INTEREST ON INVESTMENTS COORDINATING BOARD COLLEGE & UNIV SYSTEM | 0.00 | 144,195.91 | |
| 083 DISCOUNTS ON INVESTMENTS COORDINATING BOARD COLLEGE & UNIV SYSTEM | 0.00 | 17,167.80- | |
| 085 PREMIUMS ON INVESTMENTS COORDINATING BOARD COLLEGE & UNIV SYSTEM | 0.00 | 95,132.81 | |
| TOTAL EXPENDITURES | 0.00 | 19,632,315.92 | 19,632,315.92 |

NET CASH BALANCE, AUGUST 31, 1971

2,719,183.21-

FUND 389 COLLEGE BUILDING FUND 1966-1977

NET CASH BALANCE, SEPTEMBER 1, 1970

8,100,846.30-

| RECEIPTS: | REFUNDS PAID RECEIPTS | GROSS TOTAL RECEIPTS | |
|---------------------------------------|--------------------------|-------------------------|----------------|
| 001 AD VALOREM TAX | | | |
| COMPTROLLER OF PUBLIC ACCOUNTS | 0.00 | 17,021,101.28- | |
| 500 INTEREST ON STATE DEPOSITS | | | |
| COMPTROLLER OF PUBLIC ACCOUNTS | 0.00 | 475,405.41- | |
| 501 INTEREST ON COUNTY DEPOSITS | | | |
| COMPTROLLER OF PUBLIC ACCOUNTS | 0.00 | 1,059.40- | |
| 626 DEPT TRANS-APPRO & FUND TRANSFERS | | | |
| COMPTROLLER OF PUBLIC ACCOUNTS | 0.00 | 14,872,931.18 | |
| TOTAL RECEIPTS | 0.00 | 2,624,634.91- | 2,624,634.91- |
| TOTAL NET RECEIPTS | | | 2,624,634.91- |
| TOTAL | | | 10,725,481.21- |
| TOTAL EXPENDITURES | 0.00 | 0.00 | 0.00 |
| NET CASH BALANCE, AUGUST 31, 1971 | | | 10,725,481.21- |

FUND 390 UT ARLINGTON 1966-77 BLDG BD SINK FUND

NET CASH BALANCE, SEPTEMBER 1, 1970

1,859,410.66-

| RECEIPTS: | REFUNDS PAID RECEIPTS | GROSS TOTAL RECEIPTS | |
|--|--------------------------|-------------------------|---------------|
| 500 INTEREST ON STATE DEPOSITS U OF T AT ARLINGTON | 0.00 | 48,335.56- | |
| 626 DEPT TRANS-APPRO & FUND TRANSFERS U OF T AT ARLINGTON | 0.00 | 1,967,894.04- | |
| TOTAL RECEIPTS | 0.00 | 2,016,229.60- | 2,016,229.60- |
| TOTAL NET RECEIPTS | | | 2,016,229.60- |
| TOTAL | | | 3,875,640.26- |

| EXPENDITURES: | REFUNDS RECEIVED EXPENDITURES | GROSS TOTAL EXPENDITURES | |
|---|----------------------------------|-----------------------------|--------------|
| 050 PRINCIPAL ON STATE BONDS U OF T AT ARLINGTON | 0.00 | 900,000.00 | |
| 055 INTEREST ON STATE BONDS U OF T AT ARLINGTON | 0.00 | 356,980.00 | |
| TOTAL EXPENDITURES | 0.00 | 1,256,980.00 | 1,256,980.00 |

NET CASH BALANCE, AUGUST 31, 1971

2,618,660.26-

FUND 391 TEXAS TECH UNIV 1966-1977 BLDG BD SINK FD

NET CASH BALANCE, SEPTEMBER 1, 1970

1,729,712.73-

| RECEIPTS: | REFUNDS PAID RECEIPTS | GROSS TOTAL RECEIPTS | |
|---|--------------------------|-------------------------|---------------|
| 500 INTEREST ON STATE DEPOSITS TEXAS TECHNOLOGICAL UNIV | 0.00 | 44,592.91- | |
| 626 DEPT TRANS-APPRO & FUND TRANSFERS TEXAS TECHNOLOGICAL UNIV | 0.00 | 1,995,831.36- | |
| TOTAL RECEIPTS | 0.00 | 2,040,424.27- | 2,040,424.27- |
| TOTAL NET RECEIPTS | | | 2,040,424.27- |
| TOTAL | | | 3,770,137.00- |

| EXPENDITURES: | REFUNDS RECEIVED EXPENDITURES | GROSS TOTAL EXPENDITURES | |
|--|----------------------------------|-----------------------------|--------------|
| 050 PRINCIPAL ON STATE BONDS TEXAS TECHNOLOGICAL UNIV | 0.00 | 910,000.00 | |
| 055 INTEREST ON STATE BONDS TEXAS TECHNOLOGICAL UNIV | 0.00 | 361,205.00 | |
| TOTAL EXPENDITURES | 0.00 | 1,271,205.00 | 1,271,205.00 |

NET CASH BALANCE, AUGUST 31, 1971

2,498,932.00-

FUND 392 NORTH TEXAS ST UNIV 1966-1977 BLDG BD SINK FD

NET CASH BALANCE, SEPTEMBER 1, 1970:

1,410,578.07-

| RECEIPTS: | REFUNDS PAID. RECEIPTS | GROSS TOTAL RECEIPTS | |
|---|---------------------------|-------------------------|---------------|
| 500 INTEREST ON STATE DEPOSITS NORTH TEXAS STATE UNIVERSITY | 0.00 | 36,378.92- | |
| 626 DEPT TRANS-APPRO & FUND TRANSFERS NORTH TEXAS STATE UNIVERSITY | 0.00 | 1,640,802.59- | |
| TOTAL RECEIPTS | 0.00 | 1,677,181.51- | 1,677,181.51- |
| TOTAL NET RECEIPTS | | | 1,677,181.51- |
| TOTAL | | | 3,087,759.58- |

| EXPENDITURES: | REFUNDS RECEIVED EXPENDITURES | GROSS TOTAL EXPENDITURES | |
|--|----------------------------------|-----------------------------|--------------|
| 050 PRINCIPAL ON STATE BONDS NORTH TEXAS STATE UNIVERSITY | 0.00 | 750,000.00 | |
| 055 INTEREST ON STATE BONDS NORTH TEXAS STATE UNIVERSITY | 0.00 | 292,510.00 | |
| TOTAL EXPENDITURES | 0.00 | 1,042,510.00 | 1,042,510.00 |

NET CASH BALANCE, AUGUST 31, 1971

2,045,249.58-

FUND 393 LAMAR UNIV 1966-1977 BLDG BD SINK FD

NET CASH BALANCE, SEPTEMBER 1, 1970

1,021,228.38-

| RECEIPTS: | REFUNDS PAID RECEIPTS | GROSS TOTAL RECEIPTS | |
|---|--------------------------|-------------------------|---------------|
| 500 INTEREST ON STATE DEPOSITS LAMAR UNIVERSITY | 0.00 | 26,245.45- | |
| 626 DEPT TRANS-APPRO & FUND TRANSFERS LAMAR UNIVERSITY | 0.00 | 1,231,628.92- | |
| TOTAL RECEIPTS | 0.00 | 1,257,874.37- | 1,257,874.37- |
| TOTAL NET RECEIPTS | | | 1,257,874.37- |
| TOTAL | | | 2,279,102.75- |

| EXPENDITURES: | REFUNDS RECEIVED EXPENDITURES | GROSS TOTAL EXPENDITURES | |
|--|----------------------------------|-----------------------------|---------------|
| 050 PRINCIPAL ON STATE BONDS LAMAR UNIVERSITY | 0.00 | 560,000.00 | |
| 055 INTEREST ON STATE BONDS LAMAR UNIVERSITY | 0.00 | 222,195.00 | |
| TOTAL EXPENDITURES | 0.00 | 782,195.00 | 782,195.00 |
| NET CASH BALANCE, AUGUST 31, 1971 | | | 1,496,907.75- |

FUND 394 A & I UNIV 1966-77 BLDG BD SINK FUND

NET CASH BALANCE, SEPTEMBER 1, 1970

440,305.27-

| RECEIPTS: | REFUNDS PAID RECEIPTS | GROSS TOTAL RECEIPTS | |
|---|--------------------------|-------------------------|-------------|
| 500 INTEREST ON STATE DEPOSITS. A & I UNIVERSITY | 0.00 | 11,321.04- | |
| 626 DEPT TRANS-APPRO & FUND TRANSFERS A & I UNIVERSITY | 0.00 | 516,413.45- | |
| TOTAL RECEIPTS | 0.00 | 527,734.49- | 527,734.49- |
| TOTAL NET RECEIPTS | | | 527,734.49- |
| TOTAL | | | 968,039.76- |

| EXPENDITURES: | REFUNDS RECEIVED EXPENDITURES | GROSS TOTAL EXPENDITURES | |
|--|----------------------------------|-----------------------------|------------|
| 050 PRINCIPAL ON STATE BONDS A & I UNIVERSITY | 0.00 | 230,000.00 | |
| 055 INTEREST ON STATE BONDS A & I UNIVERSITY | 0.00 | 96,570.00 | |
| TOTAL EXPENDITURES | 0.00 | 326,570.00 | 326,570.00 |

NET CASH BALANCE, AUGUST 31, 1971

641,469.76-

FUND 395 TEX WOMANS UNIV 1966-1977 BLDG BD SINK FD

NET CASH BALANCE, SEPTEMBER 1, 1970

296,129.90-

| RECEIPTS: | REFUNDS PAID RECEIPTS | GROSS TOTAL RECEIPTS | |
|--|--------------------------|-------------------------|-------------|
| 500 INTEREST ON STATE DEPOSITS TEXAS WOMANS UNIVERSITY | 0.00 | 7,580.57- | |
| 626 DEPT TRANS-APPRO & FUND TRANSFERS TEXAS WOMANS UNIVERSITY | 0.00 | 369,788.66- | |
| TOTAL RECEIPTS | 0.00 | 377,369.23- | 377,369.23- |
| TOTAL NET RECEIPTS | | | 377,369.23- |
| TOTAL | | | 673,499.13- |

| EXPENDITURES: | REFUNDS RECEIVED EXPENDITURES | GROSS TOTAL EXPENDITURES | |
|---|----------------------------------|-----------------------------|------------|
| 050 PRINCIPAL ON STATE BONDS TEXAS WOMANS UNIVERSITY | 0.00 | 165,000.00 | |
| 055 INTEREST ON STATE BONDS TEXAS WOMANS UNIVERSITY | 0.00 | 69,390.00 | |
| TOTAL EXPENDITURES | 0.00 | 234,390.00 | 234,390.00 |

NET CASH BALANCE, AUGUST 31, 1971

439,109.13-

FUND 396 TEX SOUTHERN UNIV 1966-1977 BLDG BD SINK FD

NET CASH BALANCE, SEPTEMBER 1, 1970

356,440.28-

| RECEIPTS: | REFUNDS PAID RECEIPTS | GROSS TOTAL RECEIPTS | |
|--|--------------------------|-------------------------|-------------|
| 500 INTEREST ON STATE DEPOSITS SOUTHERN UNIVERSITY | 0.00 | 9,119.65- | |
| 626 DEPT TRANS-APPRO & FUND TRANSFERS SOUTHERN UNIVERSITY | 0.00 | 454,393.33- | |
| TOTAL RECEIPTS | 0.00 | 463,512.98- | 463,512.98- |
| TOTAL NET RECEIPTS | | | 463,512.98- |
| TOTAL | | | 819,953.26- |

| EXPENDITURES: | REFUNDS RECEIVED EXPENDITURES | GROSS TOTAL EXPENDITURES | |
|---|----------------------------------|-----------------------------|-------------|
| 050 PRINCIPAL ON STATE BONDS SOUTHERN UNIVERSITY | 0.00 | 200,000.00 | |
| 055 INTEREST ON STATE BONDS SOUTHERN UNIVERSITY | 0.00 | 85,050.00 | |
| TOTAL EXPENDITURES | 0.00 | 285,050.00 | 285,050.00 |
| NET CASH BALANCE, AUGUST 31, 1971 | | | 534,903.26- |

FUND 397 MIDWESTERN UNIV 1966-1977 BLDG BD SINK FD

NET CASH BALANCE, SEPTEMBER 1, 1970

356,934.36-

| RECEIPTS: | REFUNDS PAID RECEIPTS | GROSS TOTAL RECEIPTS | |
|--|--------------------------|-------------------------|-------------|
| 500 INTEREST ON STATE DEPOSITS MIDWESTERN UNIVERSITY | 0.00 | 9,191.61- | |
| 626 DEPT TRANS-APPRO & FUND TRANSFERS MIDWESTERN UNIVERSITY | 0.00 | 407,286.30- | |
| TOTAL RECEIPTS | 0.00 | 416,477.91- | 416,477.91- |
| TOTAL NET RECEIPTS | | | 416,477.91- |
| TOTAL | | | 773,412.27- |

| EXPENDITURES: | REFUNDS RECEIVED EXPENDITURES | GROSS TOTAL EXPENDITURES | |
|---|----------------------------------|-----------------------------|------------|
| 050 PRINCIPAL ON STATE BONDS MIDWESTERN UNIVERSITY | 0.00 | 180,000.00 | |
| 055 INTEREST ON STATE BONDS MIDWESTERN UNIVERSITY | 0.00 | 76,125.00 | |
| TOTAL EXPENDITURES | 0.00 | 256,125.00 | 256,125.00 |

NET CASH BALANCE, AUGUST 31, 1971

517,287.27-

FUND 398 UNIV OF HOUSTON 1966-1977 BLDG BD SINK FD

NET CASH BALANCE, SEPTEMBER 1, 1970

2,011,273.74-

| RECEIPTS: | REFUNDS PAID RECEIPTS | GROSS TOTAL RECEIPTS | |
|---|-----------------------|----------------------|---------------|
| 500 INTEREST ON STATE DEPOSITS UNIVERSITY OF HOUSTON | 0.00 | 51,774.56- | |
| 626 DEPT TRANS-APPRO & FUND TRANSFERS UNIVERSITY OF HOUSTON | 0.00 | 2,400,534.22- | |
| TOTAL RECEIPTS | 0.00 | 2,452,308.78- | 2,452,308.78- |
| TOTAL NET RECEIPTS | | | 2,452,308.78- |
| TOTAL | | | 4,463,582.52- |

| EXPENDITURES: | REFUNDS RECEIVED EXPENDITURES | GROSS TOTAL EXPENDITURES | |
|--|-------------------------------|--------------------------|--------------|
| 050 PRINCIPAL ON STATE BONDS UNIVERSITY OF HOUSTON | 0.00 | 1,095,000.00 | |
| 055 INTEREST ON STATE BONDS UNIVERSITY OF HOUSTON | 0.00 | 431,765.00 | |
| TOTAL EXPENDITURES | 0.00 | 1,526,765.00 | 1,526,765.00 |

NET CASH BALANCE, AUGUST 31, 1971

2,936,817.52-

FUND 399 PAN AM UNIV 1966-1977 BLDG BD SINK FD

NET CASH BALANCE, SEPTEMBER 1, 1970

303,199.41-

| RECEIPTS: | REFUNDS PAID RECEIPTS | GROSS TOTAL RECEIPTS | |
|--|--------------------------|-------------------------|-------------|
| 500 INTEREST ON STATE DEPOSITS PAN AMERICAN UNIVERSITY | 0.00 | 7,760.05- | |
| 626 DEPT TRANS-APPRO & FUND TRANSFERS PAN AMERICAN UNIVERSITY | 0.00 | 385,861.84- | |
| TOTAL RECEIPTS | 0.00 | 393,621.89- | 393,621.89- |
| TOTAL NET RECEIPTS | | | 393,621.89- |
| TOTAL | | | 696,821.30- |

| EXPENDITURES: | REFUNDS RECEIVED EXPENDITURES | GROSS TOTAL EXPENDITURES | |
|---|----------------------------------|-----------------------------|------------|
| 050 PRINCIPAL ON STATE BONDS PAN AMERICAN UNIVERSITY | 0.00 | 170,000.00 | |
| 055 INTEREST ON STATE BONDS PAN AMERICAN UNIVERSITY | 0.00 | 71,955.00 | |
| TOTAL EXPENDITURES | 0.00 | 241,955.00 | 241,955.00 |

NET CASH BALANCE, AUGUST 31, 1971

454,866.30-

FUND 400 EAST TEX ST UNIV 1966-1977 BLDG BD SINK FD

NET CASH BALANCE, SEPTEMBER 1, 1970

552,121.51-

| RECEIPTS: | REFUNDS PAID | GROSS TOTAL | |
|---------------------------------------|--------------|-------------|-------------|
| 500 INTEREST ON STATE DEPOSITS | RECEIPTS | RECEIPTS | |
| EAST TEXAS STATE UNIV | 0.00 | 14,398.94- | |
| 626 DEPT TRANS-APPRO & FUND TRANSFERS | 0.00 | 217,251.82- | |
| EAST TEXAS STATE UNIV | 0.00 | 231,650.76- | |
| TOTAL RECEIPTS | 0.00 | 231,650.76- | 231,650.76- |
| TOTAL NET RECEIPTS | | | 231,650.76- |
| TOTAL | | | 783,772.27- |
| TOTAL EXPENDITURES | 0.00 | 0.00 | 0.00 |
| NET CASH BALANCE, AUGUST 31, 1971 | | | 783,772.27- |

FUND 401 SAM HOUSTON ST UNIV 1966-1977 BLDG BD SINK FD

NET CASH BALANCE, SEPTEMBER 1, 1970

518,698.69-

| | REFUNDS PAID RECEIPTS | GROSS TOTAL RECEIPTS | |
|---|--------------------------|-------------------------|-------------|
| RECEIPTS: | | | |
| 500 INTEREST ON STATE DEPOSITS SAM HOUSTON STATE UNIV | 0.00 | 13,265.23- | |
| 626 DEPT TRANS-APPRO & FUND TRANSFERS SAM HOUSTON STATE UNIV | 0.00 | 242,446.68- | |
| TOTAL RECEIPTS | 0.00 | 255,711.91- | 255,711.91- |
| TOTAL NET RECEIPTS | | | 255,711.91- |
| TOTAL | | | 774,410.60- |
| TOTAL EXPENDITURES | 0.00 | 0.00 | 0.00 |
| NET CASH BALANCE, AUGUST 31, 1971 | | | 774,410.60- |

FUND 402 SOUTHW TEX ST UNIV 1966-1977 BLDG BD SINK FD

NET CASH BALANCE, SEPTEMBER 1, 1970

587,725.30-

| | REFUNDS PAID RECEIPTS | GROSS TOTAL RECEIPTS | |
|---|--------------------------|-------------------------|-------------|
| RECEIPTS: | | | |
| 500 INTEREST ON STATE DEPOSITS SOUTHWEST TEXAS STATE UNIV | 0.00 | 15,358.39- | |
| 626 DEPT TRANS-APPRO & FUND TRANSFERS SOUTHWEST TEXAS STATE UNIV | 0.00 | 227,756.65- | |
| TOTAL RECEIPTS | 0.00 | 243,115.04- | 243,115.04- |
| TOTAL NET RECEIPTS | | | 243,115.04- |
| TOTAL | | | 830,840.34- |
| TOTAL EXPENDITURES | 0.00 | 0.00 | 0.00 |
| NET CASH BALANCE, AUGUST 31, 1971 | | | 830,840.34- |

FUND 403 WEST TEX ST UNIV 1966-1977 BLDG BD SINK FD

NET CASH BALANCE, SEPTEMBER 1, 1970

434,655.02-

| RECEIPTS: | REFUNDS PAID RECEIPTS | GROSS TOTAL RECEIPTS | |
|--|--------------------------|-------------------------|-------------|
| 500 INTEREST ON STATE DEPOSITS WEST TEXAS STATE UNIVERSITY | 0.00 | 11,171.74- | |
| 626 DEPT TRANS-APPRO & FUND TRANSFERS WEST TEXAS STATE UNIVERSITY | 0.00 | 185,531.41- | |
| TOTAL RECEIPTS | 0.00 | 196,703.15- | 196,703.15- |
| TOTAL NET RECEIPTS | | | 196,703.15- |
| TOTAL | | | 631,358.17- |
| TOTAL EXPENDITURES | 0.00 | 0.00 | 0.00 |
| NET CASH BALANCE, AUGUST 31, 1971 | | | 631,358.17- |

FUND 404 S F AUSTIN ST UNIV 1966-1977 BLDG BD SINK FD

NET CASH BALANCE, SEPTEMBER 1, 1970

528,664.32-

| | REFUNDS PAID RECEIPTS | GROSS TOTAL RECEIPTS | |
|--|--------------------------|-------------------------|-------------|
| RECEIPTS: | | | |
| 500 INTEREST ON STATE DEPOSITS S F AUSTIN STATE UNIV | 0.00 | 13,522.70- | |
| 626 DEPT TRANS-APPRO & FUND TRANSFERS S F AUSTIN STATE UNIV | 0.00 | 246,668.18- | |
| TOTAL RECEIPTS | 0.00 | 260,190.88- | 260,190.88- |
| TOTAL NET RECEIPTS | | | 260,190.88- |
| TOTAL | | | 788,855.20- |
| TOTAL EXPENDITURES | 0.00 | 0.00 | 0.00 |
| NET CASH BALANCE, AUGUST 31, 1971 | | | 788,855.20- |

FUND 405 SUL ROSS ST UNIV 1966-1977 BLDG BD SINK FD

NET CASH BALANCE, SEPTEMBER 1, 1970

138,896.18-

| | REFUNDS PAID RECEIPTS | GROSS TOTAL RECEIPTS | |
|--|--------------------------|-------------------------|-------------|
| RECEIPTS: | | | |
| 500 INTEREST ON STATE DEPOSITS SUL ROSS STATE UNIV | 0.00 | 3,642.34- | |
| 626 DEPT TRANS-APPRO & FUND TRANSFERS SUL ROSS STATE UNIV | 0.00 | 56,462.68- | |
| TOTAL RECEIPTS | 0.00 | 60,105.02- | 60,105.02- |
| TOTAL NET RECEIPTS | | | 60,105.02- |
| TOTAL | | | 199,001.20- |
| TOTAL EXPENDITURES | 0.00 | 0.00 | 0.00 |
| NET CASH BALANCE, AUGUST 31, 1971 | | | 199,001.20- |

FUND 406 ANGELO ST UNIV 1966-1977 BLDG BD SINK FD

NET CASH BALANCE, SEPTEMBER 1, 1970

249,993.81-

| | REFUNDS PAID RECEIPTS | GROSS TOTAL RECEIPTS | |
|--|--------------------------|-------------------------|-------------|
| RECEIPTS: | | | |
| 500 INTEREST ON STATE DEPOSITS ANGELO STATE UNIV | 0.00 | 6,452.60- | |
| 626 DEPT TRANS-APPRO & FUND TRANSFERS ANGELO STATE UNIV | 0.00 | 116,009.98- | |
| TOTAL RECEIPTS | 0.00 | 122,462.58- | 122,462.58- |
| TOTAL NET RECEIPTS | | | 122,462.58- |
| TOTAL | | | 372,456.39- |
| TOTAL EXPENDITURES | 0.00 | 0.00 | 0.00 |
| NET CASH BALANCE, AUGUST 31, 1971 | | | 372,456.39- |

FUND 407 ST SENIOR COLLEGES 1966-1977 BLDG BD SINK FD

NET CASH BALANCE, SEPTEMBER 1, 1970

0.00

| RECEIPTS: | REFUNDS PAID RECEIPTS | GROSS TOTAL RECEIPTS | |
|---|--------------------------|-------------------------|---------------|
| 500 INTEREST ON STATE DEPOSITS BOARD OF REGENTS STATE SENIOR COLLEGES | 0.00 | 50.93- | |
| 626 DEPT TRANS-APPRO & FUND TRANSFERS BOARD OF REGENTS STATE SENIOR COLLEGES | 0.00 | 2,210,369.07- | |
| TOTAL RECEIPTS | 0.00 | 2,210,420.00- | 2,210,420.00- |
| TOTAL NET RECEIPTS | | | 2,210,420.00- |
| TOTAL | | | 2,210,420.00- |

| EXPENDITURES: | REFUNDS RECEIVED EXPENDITURES | GROSS TOTAL EXPENDITURES | |
|--|----------------------------------|-----------------------------|--------------|
| 050 PRINCIPAL ON STATE BONDS BOARD OF REGENTS STATE SENIOR COLLEGES | 0.00 | 1,590,000.00 | |
| 055 INTEREST ON STATE BONDS BOARD OF REGENTS STATE SENIOR COLLEGES | 0.00 | 620,420.00 | |
| TOTAL EXPENDITURES | 0.00 | 2,210,420.00 | 2,210,420.00 |

NET CASH BALANCE, AUGUST 31, 1971

0.00

FUND 408 TEXAS PARK DEVELOPMENT FUND

NET CASH BALANCE, SEPTEMBER 1, 1970

8,805.51-

| RECEIPTS: | REFUNDS PAID RECEIPTS | GROSS TOTAL RECEIPTS | |
|--|--------------------------|-------------------------|---------------|
| 500 INTEREST ON STATE DEPOSITS PARKS AND WILD LIFE DEPARTMENT | 0.00 | 11,530.48- | |
| 570 OTHER MISCELLANEOUS GOVERNMENTAL REVENUE PARKS AND WILD LIFE DEPARTMENT | 0.00 | 4,246.22 | |
| 607 SALE / REDEMP OF INV; U S GOV SECURITIES PARKS AND WILD LIFE DEPARTMENT | 0.00 | 7,350,000.00- | |
| 627 AMORTIZATION PREMIUMS & DISCOUNT-PURCHASED PARKS AND WILD LIFE DEPARTMENT | 0.00 | 245,074.56- | |
| TOTAL RECEIPTS | 0.00 | 7,602,358.82- | 7,602,358.82- |
| TOTAL NET RECEIPTS | | | 7,602,358.82- |
| TOTAL | | | 7,611,164.33- |

| EXPENDITURES: | REFUNDS RECEIVED EXPENDITURES | GROSS TOTAL EXPENDITURES | |
|---|----------------------------------|-----------------------------|--------------|
| 002 PROFESSIONAL SERVICES AND FEES PARKS AND WILD LIFE DEPARTMENT | 0.00 | 69,507.12 | |
| 016 OTHER SUPPLIES AND MATERIALS PARKS AND WILD LIFE DEPARTMENT | 0.00 | 527.50 | |
| 028 OTHER OPERATING EXPENSES PARKS AND WILD LIFE DEPARTMENT | 0.00 | 2,139.81 | |
| 060 EQUIPMENT AND FURNITURE INVENTORY PARKS AND WILD LIFE DEPARTMENT | 0.00 | 40,512.04 | |
| 066 LAND PURCHASED PARKS AND WILD LIFE DEPARTMENT | 0.00 | 202,504.56 | |
| 067 LAND IMPROVEMENTS PARKS AND WILD LIFE DEPARTMENT | 0.00 | 780.54 | |
| 072 PURCHASE OF U S GOVERNMENT SECURITIES PARKS AND WILD LIFE DEPARTMENT | 0.00 | 7,220,000.00 | |
| 083 DISCOUNTS ON INVESTMENTS PARKS AND WILD LIFE DEPARTMENT | 0.00 | 16,357.32 | |
| TOTAL EXPENDITURES | 0.00 | 7,552,328.89 | 7,552,328.89 |

NET CASH BALANCE, AUGUST 31, 1971

58,835.44-

FUND 409 PARK DEVELOPMENT BONDS INT SINKING FUND

NET CASH BALANCE, SEPTEMBER 1, 1970

999.50-

| RECEIPTS: | REFUNDS PAID RECEIPTS | GROSS TOTAL RECEIPTS | |
|--|--------------------------|-------------------------|---------------|
| 226 OTHER LICENSES PERMITS & REG FEES PARKS AND WILD LIFE DEPARTMENT | 0.00 | 610,000.00- | |
| 500 INTEREST ON STATE DEPOSITS PARKS AND WILD LIFE DEPARTMENT | 0.00 | 860.32- | |
| 570 OTHER MISCELLANEOUS GOVERNMENTAL REVENUE PARKS AND WILD LIFE DEPARTMENT | 0.00 | 4,809.67 | |
| 607 SALE / REDEMP OF INV; U S GOV SECURITIES PARKS AND WILD LIFE DEPARTMENT | 0.00 | 2,830,000.00- | |
| 627 AMORTIZATION PREMIUMS & DISCOUNT-PURCHASED PARKS AND WILD LIFE DEPARTMENT | 0.00 | 103,251.16- | |
| TOTAL RECEIPTS | 0.00 | 3,539,301.81- | 3,539,301.81- |
| TOTAL NET RECEIPTS | | | 3,539,301.81- |
| TOTAL | | | 3,540,301.31- |

| EXPENDITURES: | REFUNDS RECEIVED EXPENDITURES | GROSS TOTAL EXPENDITURES | |
|---|----------------------------------|-----------------------------|--------------|
| 055 INTEREST ON STATE BONDS PARKS AND WILD LIFE DEPARTMENT | 0.00 | 207,450.00 | |
| 072 PURCHASE OF U S GOVERNMENT SECURITIES PARKS AND WILD LIFE DEPARTMENT | 0.00 | 3,345,000.00 | |
| 083 DISCOUNTS ON INVESTMENTS PARKS AND WILD LIFE DEPARTMENT | 0.00 | 17,023.38- | |
| TOTAL EXPENDITURES | 0.00 | 3,535,426.62 | 3,535,426.62 |

NET CASH BALANCE, AUGUST 31, 1971

4,874.69-

FUND 410 VETERANS LAND FUND DIV D SERIES 1968

NET CASH BALANCE, SEPTEMBER 1, 1970

34,530.46-

| RECEIPTS: | REFUNDS PAID RECEIPTS | GROSS TOTAL RECEIPTS | |
|---|--------------------------|-------------------------|---------------|
| 500 INTEREST ON STATE DEPOSITS VETERANS LAND BOARD | 0.00 | 3,757.34- | |
| 510 INTEREST ON INVESTMENTS VETERANS LAND BOARD | 0.00 | 63,100.00- | |
| 515 INTEREST ON LAND SALES VETERANS LAND BOARD | 0.00 | 1,583,610.27- | |
| 570 OTHER MISCELLANEOUS GOVERNMENTAL REVENUE VETERANS LAND BOARD | 0.00 | 24,635.10- | |
| 607 SALE / REDEMP OF INV; U S GOV SECURITIES VETERANS LAND BOARD | 0.00 | 2,110,000.00- | |
| 617 REPAYMENT OF PRINCIPAL-VETERANS LAND NOTES VETERANS LAND BOARD | 0.00 | 901,929.41- | |
| 626 DEPT TRANS-APPRO & FUND TRANSFERS VETERANS LAND BOARD | 0.00 | 185,182.76 | |
| 627 AMORTIZATION PREMIUMS & DISCOUNT-PURCHASED VETERANS LAND BOARD | 0.00 | 13,276.00- | |
| TOTAL RECEIPTS | 0.00 | 4,515,125.36- | 4,515,125.36- |
| TOTAL NET RECEIPTS | | | 4,515,125.36- |
| TOTAL | | | 4,549,655.82- |

| EXPENDITURES: | REFUNDS RECEIVED EXPENDITURES | GROSS TOTAL EXPENDITURES | |
|--|----------------------------------|-----------------------------|--------------|
| 055 INTEREST ON STATE BONDS VETERANS LAND BOARD | 0.00 | 1,349,750.00 | |
| 072 PURCHASE OF U S GOVERNMENT SECURITIES VETERANS LAND BOARD | 0.00 | 2,370,000.00 | |
| 080 ACCRUED INTEREST ON INVESTMENTS VETERANS LAND BOARD | 0.00 | 5,985.21 | |
| 083 DISCOUNTS ON INVESTMENTS VETERANS LAND BOARD | 0.00 | 1,585.40- | |
| 085 PREMIUMS ON INVESTMENTS VETERANS LAND BOARD | 0.00 | 468.75 | |
| 092 LAND PURCHASED FOR RESALE VETERANS LAND BOARD | 0.00 | 801,157.55 | |
| TOTAL EXPENDITURES | 0.00 | 4,525,776.11 | 4,525,776.11 |

NET CASH BALANCE, AUGUST 31, 1971

23,879.71-

FUND 411 VETERANS BOND FUND DIV D RES SERIES 1968

NET CASH BALANCE, SEPTEMBER 1, 1970

24.98-

| RECEIPTS: | REFUNDS PAID RECEIPTS | GROSS TOTAL RECEIPTS | |
|---|--------------------------|-------------------------|-------------|
| 500 INTEREST ON STATE DEPOSITS VETERANS LAND BOARD | 0.00 | 24.98 | |
| 607 SALE / REDEMP OF INV; U S GOV SECURITIES VETERANS LAND BOARD | 0.00 | 120,000.00- | |
| 626 DEPT TRANS-APPRO & FUND TRANSFERS VETERANS LAND BOARD | 0.00 | 185,182.76- | |
| 627 AMORTIZATION PREMIUMS & DISCOUNT-PURCHASED VETERANS LAND BOARD | 0.00 | 2,747.59- | |
| TOTAL RECEIPTS | 0.00 | 307,905.37- | 307,905.37- |
| TOTAL NET RECEIPTS | | | 307,905.37- |
| TOTAL | | | 307,930.35- |

| EXPENDITURES: | REFUNDS RECEIVED EXPENDITURES | GROSS TOTAL EXPENDITURES | |
|--|----------------------------------|-----------------------------|------------|
| 072 PURCHASE OF U S GOVERNMENT SECURITIES VETERANS LAND BOARD | 0.00 | 360,000.00 | |
| 080 ACCRUED INTEREST ON INVESTMENTS VETERANS LAND BOARD | 0.00 | 3,757.76 | |
| 083 DISCOUNTS ON INVESTMENTS VETERANS LAND BOARD | 0.00 | 55,827.41- | |
| TOTAL EXPENDITURES | 0.00 | 307,930.35 | 307,930.35 |

NET CASH BALANCE, AUGUST 31, 1971

0.00

FUND 412 MIDWESTERN UNIV SPECIAL MINERAL FUND

NET CASH BALANCE, SEPTEMBER 1, 1970

570.41-

| RECEIPTS: | REFUNDS PAID RECEIPTS | GROSS TOTAL RECEIPTS | |
|---|--------------------------|-------------------------|-----------|
| 402 OIL AND GAS ROYALTIES MIDWESTERN UNIVERSITY | 0.00 | 1,282.37- | |
| 500 INTEREST ON STATE DEPOSITS MIDWESTERN UNIVERSITY | 0.00 | 0.04- | |
| TOTAL RECEIPTS | 0.00 | 1,282.41- | 1,282.41- |
| TOTAL NET RECEIPTS | | | 1,282.41- |
| TOTAL | | | 1,852.82- |
| TOTAL EXPENDITURES | 0.00 | 0.00 | 0.00 |
| NET CASH BALANCE, AUGUST 31, 1971 | | | 1,852.82- |

FUND 413 VETERANS LAND FUND DIV D SERIES 1968A

NET CASH BALANCE, SEPTEMBER 1, 1970

326,768.99-

| RECEIPTS: | REFUNDS PAID RECEIPTS | GROSS TOTAL RECEIPTS | |
|---|-----------------------|----------------------|---------------|
| 500 INTEREST ON STATE DEPOSITS VETERANS LAND BOARD | 0.00 | 4,125.91- | |
| 510 INTEREST ON INVESTMENTS VETERANS LAND BOARD | 0.00 | 91,406.25- | |
| 515 INTEREST ON LAND SALES VETERANS LAND BOARD | 0.00 | 1,525,597.44- | |
| 570 OTHER MISCELLANEOUS GOVERNMENTAL REVENUE VETERANS LAND BOARD | 0.00 | 6,915.80- | |
| 607 SALE / REDEMP OF INV; U S GOV SECURITIES VETERANS LAND BOARD | 0.00 | 1,050,000.00- | |
| 617 REPAYMENT OF PRINCIPAL-VETERANS LAND NOTES VETERANS LAND BOARD | 0.00 | 656,908.50- | |
| 627 AMORTIZATION PREMIUMS & DISCOUNT-PURCHASED VETERANS LAND BOARD | 0.00 | 3,090.73- | |
| TOTAL RECEIPTS | 0.00 | 3,338,044.63- | 3,338,044.63- |
| TOTAL NET RECEIPTS | | | 3,338,044.63- |
| TOTAL | | | 3,664,813.62- |

| EXPENDITURES: | REFUNDS RECEIVED EXPENDITURES | GROSS TOTAL EXPENDITURES | |
|--|-------------------------------|--------------------------|--------------|
| 055 INTEREST ON STATE BONDS VETERANS LAND BOARD | 0.00 | 1,371,000.00 | |
| 072 PURCHASE OF U S GOVERNMENT SECURITIES VETERANS LAND BOARD | 0.00 | 1,600,000.00 | |
| 080 ACCRUED INTEREST ON INVESTMENTS VETERANS LAND BOARD | 0.00 | 7,438.95 | |
| 083 DISCOUNTS ON INVESTMENTS VETERANS LAND BOARD | 0.00 | 1,050.00- | |
| 085 PREMIUMS ON INVESTMENTS VETERANS LAND BOARD | 0.00 | 2,062.50 | |
| 092 LAND PURCHASED FOR RESALE VETERANS LAND BOARD | 0.00 | 669,729.06 | |
| TOTAL EXPENDITURES | 0.00 | 3,649,180.51 | 3,649,180.51 |

NET CASH BALANCE, AUGUST 31, 1971

15,633.11-

FUND 414 VETERANS BOND FUND DIV D RES SERIES 1968A

NET CASH BALANCE, SEPTEMBER 1, 1970

0.00

| RECEIPTS: | REFUNDS PAID RECEIPTS | GROSS TOTAL RECEIPTS | |
|---|-----------------------|----------------------|-----------|
| 510 INTEREST ON INVESTMENTS VETERANS LAND BOARD | 0.00 | 8,315.22- | |
| 570 OTHER MISCELLANEOUS GOVERNMENTAL REVENUE VETERANS LAND BOARD | 0.00 | 30,546.87 | |
| 607 SALE / REDEMP OF INV; U S GOV SECURITIES VETERANS LAND BOARD | 0.00 | 8,315.22 | |
| TOTAL RECEIPTS | 0.00 | 30,546.87 | 30,546.87 |
| TOTAL NET RECEIPTS | | | 30,546.87 |
| TOTAL | | | 30,546.87 |

| EXPENDITURES: | REFUNDS RECEIVED EXPENDITURES | GROSS TOTAL EXPENDITURES | |
|---|-------------------------------|--------------------------|------------|
| 083 DISCOUNTS ON INVESTMENTS VETERANS LAND BOARD | 0.00 | 30,546.87- | |
| TOTAL EXPENDITURES | 0.00 | 30,546.87- | 30,546.87- |

NET CASH BALANCE, AUGUST 31, 1971

0.00

FUND 415 VETERANS LAND BOND DIV D SER 1971

NET CASH BALANCE, SEPTEMBER 1, 1970

0.00

| RECEIPTS: | REFUNDS PAID RECEIPTS | GROSS TOTAL RECEIPTS | |
|--|-----------------------|----------------------|----------------|
| 500 INTEREST ON STATE DEPOSITS VETERANS LAND BOARD | 0.00 | 26,123.83- | |
| 510 INTEREST ON INVESTMENTS VETERANS LAND BOARD | 0.00 | 1,937.50- | |
| 515 INTEREST ON LAND SALES VETERANS LAND BOARD | 0.00 | 44,260.25- | |
| 516 ACCRUED INT & PREMIUMS ON SALE OF STATE BONDS VETERANS LAND BOARD | 0.00 | 92,912.57- | |
| 600 SALE OF STATE BONDS ISSUED VETERANS LAND BOARD | 0.00 | 25,000,000.00- | |
| 607 SALE / REDEMP OF INV; U S GOV SECURITIES VETERANS LAND BOARD | 0.00 | 15,000,000.00- | |
| 617 REPAYMENT OF PRINCIPAL-VETERANS LAND NOTES VETERANS LAND BOARD | 0.00 | 1,183,840.87- | |
| 626 DEPT TRANS-APPRO & FUND TRANSFERS VETERANS LAND BOARD | 0.00 | 177,666.13 | |
| 627 AMORTIZATION PREMIUMS & DISCOUNT-PURCHASED VETERANS LAND BOARD | 0.00 | 222,066.37- | |
| 999 EXPENDITURE REFUNDS APPLIED VETERANS LAND BOARD | 0.00 | 110.00- | |
| TOTAL RECEIPTS | 0.00 | 41,393,585.26- | 41,393,585.26- |
| TOTAL NET RECEIPTS | | | 41,393,585.26- |
| TOTAL | | | 41,393,585.26- |

| EXPENDITURES: | REFUNDS RECEIVED EXPENDITURES | GROSS TOTAL EXPENDITURES | |
|--|-------------------------------|--------------------------|--|
| 002 PROFESSIONAL SERVICES AND FEES VETERANS LAND BOARD | 0.00 | 19,535.18 | |
| 016 OTHER SUPPLIES AND MATERIALS VETERANS LAND BOARD | 0.00 | 2,150.00 | |
| 025 TRAVEL EXPENSE VETERANS LAND BOARD | 0.00 | 2,123.75 | |
| 028 OTHER OPERATING EXPENSES VETERANS LAND BOARD | 0.00 | 446.37 | |
| 055 INTEREST ON STATE BONDS VETERANS LAND BOARD | 0.00 | 430,406.00 | |
| 072 PURCHASE OF U S GOVERNMENT SECURITIES VETERANS LAND BOARD | 0.00 | 28,450,000.00 | |
| 083 DISCOUNTS ON INVESTMENTS VETERANS LAND BOARD | 0.00 | 410,478.93- | |
| 092 LAND PURCHASED FOR RESALE VETERANS LAND BOARD | 110.00 | 10,338,714.40 | |
| 999 EXPENDITURE REFUNDS APPLIED VETERANS LAND BOARD | 0.00 | 110.00 | |

FUND 415 VETERANS LAND BOND DIV D SER 1971

EXPENDITURES:

REFUNDS RECEIVED
EXPENDITURESGROSS TOTAL
EXPENDITURES

TOTAL EXPENDITURES

110.00

38,833,006.77

38,832,896.77

NET CASH BALANCE, AUGUST 31, 1971

2,560,688.49-

FUND 416 VET LAND BOND DIV D RES SER 1971

NET CASH BALANCE, SEPTEMBER 1, 1970

0.00

| RECEIPTS: | REFUNDS PAID RECEIPTS | GROSS TOTAL RECEIPTS | |
|---|--------------------------|-------------------------|-------------|
| 626 DEPT TRANS-APPRO & FUND TRANSFERS VETERANS LAND BOARD | 0.00 | 177,666.13- | |
| 627 AMORTIZATION PREMIUMS & DISCOUNT-PURCHASED VETERANS LAND BOARD | 0.00 | 679.68- | |
| TOTAL RECEIPTS | 0.00 | 178,345.81- | 178,345.81- |
| TOTAL NET RECEIPTS | | | 178,345.81- |
| TOTAL | | | 178,345.81- |

| EXPENDITURES: | REFUNDS RECEIVED EXPENDITURES | GROSS TOTAL EXPENDITURES | |
|--|----------------------------------|-----------------------------|------------|
| 072 PURCHASE OF U S GOVERNMENT SECURITIES VETERANS LAND BOARD | 0.00 | 200,000.00 | |
| 080 ACCRUED INTEREST ON INVESTMENTS VETERANS LAND BOARD | 0.00 | 1,103.63 | |
| 083 DISCOUNTS ON INVESTMENTS VETERANS LAND BOARD | 0.00 | 22,757.82- | |
| TOTAL EXPENDITURES | 0.00 | 178,345.81 | 178,345.81 |

NET CASH BALANCE, AUGUST 31, 1971

0.00

FUND 417 VETERANS LAND BOND DIV D SER 1971A

NET CASH BALANCE, SEPTEMBER 1, 1970

0.00

| RECEIPTS: | REFUNDS PAID RECEIPTS | GROSS TOTAL RECEIPTS | |
|--|--------------------------|-------------------------|----------------|
| 500 INTEREST ON STATE DEPOSITS VETERANS LAND BOARD | 0.00 | 13,829.94- | |
| 510 INTEREST ON INVESTMENTS VETERANS LAND BOARD | 0.00 | 152,000.00- | |
| 516 ACCRUED INT & PREMIUMS ON SALE OF STATE BONDS VETERANS LAND BOARD | 0.00 | 88,049.19- | |
| 600 SALE OF STATE BONDS ISSUED VETERANS LAND BOARD | 0.00 | 23,500,000.00- | |
| 607 SALE / REDEMP OF INV; U S GOV SECURITIES VETERANS LAND BOARD | 0.00 | 1,200,000.00- | |
| 617 REPAYMENT OF PRINCIPAL-VETERANS LAND NOTES VETERANS LAND BOARD | 0.00 | 450,384.88- | |
| 626 DEPT TRANS-APPRO & FUND TRANSFERS VETERANS LAND BOARD | 0.00 | 84,190.26 | |
| 627 AMORTIZATION PREMIUMS & DISCOUNT-PURCHASED VETERANS LAND BOARD | 0.00 | 16,767.93 | |
| TOTAL RECEIPTS | 0.00 | 25,303,305.82- | 25,303,305.82- |
| TOTAL NET RECEIPTS | | | 25,303,305.82- |
| TOTAL | | | 25,303,305.82- |

| EXPENDITURES: | REFUNDS RECEIVED EXPENDITURES | GROSS TOTAL EXPENDITURES | |
|--|----------------------------------|-----------------------------|---------------|
| 002 PROFESSIONAL SERVICES AND FEES VETERANS LAND BOARD | 0.00 | 17,679.46 | |
| 010 PRINTING AND OFFICE SUPPLIES VETERANS LAND BOARD | 0.00 | 3,432.00 | |
| 025 TRAVEL EXPENSE VETERANS LAND BOARD | 0.00 | 2,405.40 | |
| 028 OTHER OPERATING EXPENSES VETERANS LAND BOARD | 0.00 | 2,214.92 | |
| 072 PURCHASE OF U S GOVERNMENT SECURITIES VETERANS LAND BOARD | 0.00 | 21,400,000.00 | |
| 080 ACCRUED INTEREST ON INVESTMENTS VETERANS LAND BOARD | 0.00 | 119,571.99 | |
| 083 DISCOUNTS ON INVESTMENTS VETERANS LAND BOARD | 0.00 | 554,304.30- | |
| 085 PREMIUMS ON INVESTMENTS VETERANS LAND BOARD | 0.00 | 26,250.00 | |
| 092 LAND PURCHASED FOR RESALE VETERANS LAND BOARD | 0.00 | 4,244,742.69 | |
| TOTAL EXPENDITURES | 0.00 | 25,261,992.16 | 25,261,992.16 |

NET CASH BALANCE, AUGUST 31, 1971

41,313.66-

FUND 418 VET LAND BOND DIV D RES SER 1971A

NET CASH BALANCE, SEPTEMBER 1, 1970

0.00



| RECEIPTS: | REFUNDS PAID RECEIPTS | GROSS TOTAL RECEIPTS | |
|--|--------------------------|-------------------------|------------|
| 626 DEPT TRANS-APPRO & FUND TRANSFERS VETERANS LAND BOARD | 0.00 | 84,190.26- | |
| TOTAL RECEIPTS | 0.00 | 84,190.26- | 84,190.26- |
| TOTAL NET RECEIPTS | | | 84,190.26- |
| TOTAL | | | 84,190.26- |

| EXPENDITURES: | REFUNDS RECEIVED EXPENDITURES | GROSS TOTAL EXPENDITURES | |
|--|----------------------------------|-----------------------------|-----------|
| 072 PURCHASE OF U S GOVERNMENT SECURITIES VETERANS LAND BOARD | 0.00 | 100,000.00 | |
| 080 ACCRUED INTEREST ON INVESTMENTS VETERANS LAND BOARD | 0.00 | 1,502.76 | |
| 083 DISCOUNTS ON INVESTMENTS VETERANS LAND BOARD | 0.00 | 17,312.50- | |
| TOTAL EXPENDITURES | 0.00 | 84,190.26 | 84,190.26 |

NET CASH BALANCE, AUGUST 31, 1971

0.00





Documents Department.

APR 20 1972


Dallas Public Library

ANNUAL REPORT OF THE
COMPTROLLER OF PUBLIC ACCOUNTS

STATE OF TEXAS

1971

TO THE GOVERNOR



PART II

TAX COLLECTORS' ACCOUNTS
ASSESSED VALUATIONS
TAX RATES
MISCELLANEOUS

ROBERT S. CALVERT
COMPTROLLER

ANNUAL REPORT OF THE
COMPTROLLER OF PUBLIC ACCOUNTS

STATE OF TEXAS

1971


TO THE GOVERNOR



PART II

TAX COLLECTORS' ACCOUNTS
ASSESSED VALUATIONS
TAX RATES
MISCELLANEOUS

ROBERT S. CALVERT
COMPTROLLER



ROBERT S. CALVERT
COMPTROLLER

Comptroller of Public Accounts
State of Texas
Austin

April 15, 1972

Honorable Preston Smith
Governor of Texas
Austin, Texas

Dear Sir:

I respectfully submit herein Part II of the Annual Report of the Comptroller of Public Accounts, fiscal year 1971 as required by Article 4348 VCS. This report contains statements of Tax Collectors' accounts, assessed valuations, tax rates and other miscellaneous information.

I again express my appreciation to the Governor, the Legislature, and the other State Agencies for their fine cooperation.

Respectfully yours,

ROBERT S. CALVERT
Comptroller of Public Accounts

RSC:sc

TABLE OF CONTENTS

| TABLE NO. | | PAGE |
|-----------|--|------------|
| | Letter of Transmittal | |
| 1 | Tax Assessor-Collectors' Accounts for 1970 | 1 |
| 2 | Ex-Tax Assessor-Collectors' Accounts for 1970 | 44 |
| 3 | Summary of Tax Assessor-Collectors' Accounts for 1970 - Ad Valorem Tax | 47 |
| 4 | Tax Rates and Assessed Valuations for 1921 - 1971 | 48 |
| 5 | Property Assessed for Taxation as shown by 1971 Tax Rolls | 50 |
| 6 | Summary of Property and Values Thereof in the State of Texas Shown by the Assessments for 1970 Compared with the Assessments for 1971 | 101 |
| 7 | Statement of Assessments Against Railroads and Bridges as Shown by 1971 Tax Rolls | 102 |

TABLE NO. 1
TAX ASSESSOR-COLLECTORS' ACCOUNTS FOR 1970
 Showing The Classes of State Charges, Credits Allowed, Expense To The State
 For Assessing And Collecting And Net Amount Collected
 For Fiscal Year July 1, 1970 to June 30, 1971, Both Inclusive

| | ANDERSON | ANDREWS | ANGELINA | ARANSAS | ARCHER | ARMSTRONG |
|-----------------------------------|----------------------|----------------------|----------------------|----------------------|---------------------|---------------------|
| AD VALOREM: | | | | | | |
| DR: Charged on 1970 Rolls | \$ 173 782 23 | \$ 359 742 92 | \$ 154 726 38 | \$ 111 405 16 | \$ 57 982 10 | \$ 30 787 68 |
| Supplemental Assessments | 588 25 | 70 72 | 220 77 | 19 88 | 131 50 | 36 70 |
| Insolvent Collections | 125 58 | 67 66 | - 0 - | 126 73 | 159 96 | 19 51 |
| Delinquent Collections | 3 568 51 | 692 12 | 1 771 44 | 4 799 89 | 1 734 50 | 141 77 |
| Penalty & Interest | 1 497 08 | 226 84 | 543 54 | 1 108 47 | 503 89 | 60 16 |
| Sundry Debits | - 0 - | 160 30 | 08 | 6 20 | 69 87 | 03 |
| CR: Insolvent List | 468 14 | 168 56 | 1 971 61 | 785 18 | 338 38 | 109 20 |
| Errors in Assessments | 500 73 | 467 13 | 1 760 26 | 688 50 | 456 88 | 15 13 |
| Delinquent List | 5 794 44 | 1 135 12 | 7 153 84 | 3 148 85 | 1 658 52 | 238 00 |
| Commissions & Fees: | | | | | | |
| Collector for Collecting | 3 367 82 | 6 972 06 | 2 852 38 | 2 199 81 | 1 099 77 | 600 03 |
| Discount | 4 403 32 | 10 426 55 | 3 145 31 | 2 847 13 | 915 10 | 681 10 |
| Sundry Credits | 197 47 | 52 77 | 10 | - 0 - | 8 84 | 116 02 |
| Article 7335 | 166 72 | - 0 - | - 0 - | 727 54 | 351 45 | - 0 - |
| State Aid | - 0 - | - 0 - | - 0 - | 9 93 | - 0 - | - 0 - |
| Balance Due State | 412 | - 0 - | - 0 - | - 0 - | 51 98 | - 0 - |
| DEPOSITORY INTEREST: | | | | | | |
| DR: Depository Interest Collected | - 0 - | - 0 - | - 0 - | - 0 - | - 0 - | - 0 - |
| TOTAL DEBITS | 179 561 65 | 360 960 56 | 157 262 21 | 117 466 33 | 60 581 82 | 31 045 85 |
| TOTAL CREDITS | 14 902 76 | 19 222 19 | 16 883 50 | 10 406 94 | 4 880 92 | 1 759 48 |
| TOTAL NET COLLECTIONS | \$ 164 658 89 | \$ 341 738 37 | \$ 140 378 71 | \$ 107 059 39 | \$ 55 700 90 | \$ 29 286 37 |

TABLE NO. 1
TAX ASSESSOR—COLLECTORS' ACCOUNTS FOR 1970
 Showing The Classes of State Charges, Credits Allowed, Expense To The State
 For Assessing And Collecting And Net Amount Collected
 For Fiscal Year July 1, 1970 to June 30, 1971, Both Inclusive

| | ATASCOSA | AUSTIN | BAILEY | BANDERA | BASTROP | BAYLOR |
|--|----------------------|----------------------|---------------------|---------------------|---------------------|--------------------|
| AD VALOREM: | | | | | | |
| DR: Charged on 1970 Rolls | \$ 123 898 35 | \$ 101 844 07 | \$ 52 205 60 | \$ 32 767 61 | \$ 58 073 64 | \$ 11 526 38 |
| Supplemental Assessments | 321 45 | 670 74 | 64 84 | 131 15 | 14 92 | 3 70 |
| Insolvent Collections | 73 52 | 80 44 | 243 48 | 324 64 | 9 25 | 48 12 |
| Delinquent Collections | 3 461 25 | 2 678 53 | 1 556 36 | 1 660 73 | 1 441 18 | 234 68 |
| Penalty & Interest | 842 50 | 636 81 | 507 47 | 705 45 | 426 48 | 63 61 |
| Sundry Debits | 1 46 | 03 | 154 07 | 04 | 70 | - 0 - |
| CR: Insolvent List | 326 91 | 499 08 | 1 357 36 | 539 38 | 351 60 | 1 033 72 |
| Errors in Assessments | 116 79 | 136 74 | 102 30 | 88 88 | 382 36 | 207 08 |
| Delinquent List | 4 256 23 | 1 966 46 | 1 739 98 | 1 309 62 | 2 669 99 | 1 150 27 |
| Commissions & Fees: | | | | | | |
| Collector for Collecting | 2 413 97 | 2 044 26 | 1 006 36 | 660 99 | 1 108 64 | 188 63 |
| Discount | 3 199 45 | 1 095 06 | 1 054 06 | 602 21 | 1 128 72 | 53 42 |
| Sundry Credits | 291 12 | - 0 - | 33 17 | 09 | 60 | 88 |
| Article 7335 | 690 24 | - 0 - | - 0 - | 395 93 | - 0 - | 30 84 |
| State Aid | - 0 - | 23 53 | - 0 - | - 0 - | - 0 - | - 0 - |
| Balance Due State | - 0 - | 02 | 126 88 | - 0 - | 72 | - 0 - |
| DEPOSITORY INTEREST: | | | | | | |
| DR: Depository Interest Collected | - 0 - | - 0 - | - 0 - | - 0 - | - 0 - | - 0 - |
| TOTAL DEBITS | 128 598 53 | 105 910 62 | 54 731 82 | 35 589 62 | 59 966 17 | 11 876 49 |
| TOTAL CREDITS | 11 294 71 | 5 765 15 | 5 420 11 | 3 597 10 | 5 642 63 | 2 664 84 |
| TOTAL NET COLLECTIONS | \$ 117 303 82 | \$ 100 145 47 | \$ 49 311 71 | \$ 31 992 52 | \$ 54 323 54 | \$ 9 211 65 |

TABLE NO. 1
TAX ASSESSOR—COLLECTORS' ACCOUNTS FOR 1970
 Showing The Classes of State Charges, Credits Allowed, Expense To The State
 For Assessing And Collecting And Net Amount Collected
 For Fiscal Year July 1, 1970 to June 30, 1971, Both Inclusive

| | BEE | BELL | BEXAR | BLANCO | BORDEN | BOSQUE |
|-----------------------------------|----------------------|----------------------|------------------------|---------------------|---------------------|---------------------|
| AD VALOREM: | | | | | | |
| DR: Charged on 1970 Rolls | \$ 170 114 48 | \$ 401 397 66 | \$ 2 163 187 10 | \$ 16 232 31 | \$ 70 208 07 | \$ 50 066 53 |
| Supplemental Assessments | 133 17 | 118 92 | 3 095 04 | 17 | 16 04 | 56 |
| Insolvent Collections | 210 12 | 2 583 74 | 9 245 33 | 34 86 | 32 35 | 211 43 |
| Delinquent Collections | 2 950 70 | 6 681 10 | 78 103 25 | 517 24 | 132 12 | 1 310 59 |
| Penalty & Interest | 1 428 76 | 2 338 86 | 27 211 60 | 220 04 | 29 66 | 335 94 |
| Sundry Debits | 1 101 31 | 1 67 | - 0 - | 3 35 | 42 | - 0 - |
| CR: Insolvent List | 3 317 18 | 12 064 14 | 25 151 68 | 83 71 | 219 54 | 377 35 |
| Errors in Assessments | 2 159 87 | 2 496 72 | 53 871 86 | 65 18 | 38 07 | 44 21 |
| Delinquent List | 6 451 33 | 8 961 96 | 85 459 38 | 162 71 | 416 10 | 982 87 |
| Commissions & Fees: | | | | | | |
| Collector for Collecting | 3 179 18 | 7 602 92 | 41 279 37 | 313 50 | 1 355 44 | 990 37 |
| Discount | 3 949 20 | 9 452 72 | 52 390 75 | 320 35 | 1 972 20 | 1 001 43 |
| Sundry Credits | - 0 - | 431 86 | - 0 - | - 0 - | - 0 - | 125 31 |
| Article 7335 | 339 76 | 1 386 15 | - 0 - | - 0 - | - 0 - | - 0 - |
| State Aid | - 0 - | - 0 - | - 0 - | - 0 - | - 0 - | - 0 - |
| Balance Due State | - 0 - | - 0 - | - 0 - | 4 22 | 09 | - 0 - |
| DEPOSITORY INTEREST: | | | | | | |
| DR: Depository Interest Collected | - 0 - | - 0 - | - 0 - | - 0 - | - 0 - | - 0 - |
| TOTAL DEBITS | 175 938 54 | 413 121 95 | 2 280 842 32 | 17 007 97 | 70 418 66 | 51 925 05 |
| TOTAL CREDITS | 19 396 52 | 42 396 47 | 258 153 04 | 949 67 | 4 001 44 | 3 521 54 |
| TOTAL NET COLLECTIONS | \$ 156 542 02 | \$ 370 725 48 | \$ 2 022 689 28 | \$ 16 058 30 | \$ 66 417 22 | \$ 48 403 51 |

TABLE NO. 1
TAX ASSESSOR—COLLECTORS' ACCOUNTS FOR 1970
 Showing The Classes of State Charges, Credits Allowed, Expense To The State
 For Assessing And Collecting And Net Amount Collected
 For Fiscal Year July 1, 1970 to June 30, 1971, Both Inclusive

| | BOWIE | BRAZORIA | BRAZOS | BREWSTER | BRISCOE | BROOKS |
|--|----------------------|------------------------|----------------------|---------------------|--------------------|----------------------|
| AD VALOREM: | | | | | | |
| DR: Charged on 1970 Rolls | \$ 148 276 10 | \$ 1 269 133 20 | \$ 153 633 65 | \$ 59 716 17 | \$ 14 159 58 | \$ 264 807 18 |
| Supplemental Assessments | 2 605 76 | 690 13 | 558 08 | 3 86 | - 0 - | 42 51 |
| Insolvent Collections | 51 53 | 1 295 19 | 75 80 | 87 49 | 225 06 | 191 41 |
| Delinquent Collections | 9 492 26 | 10 238 48 | 4 017 34 | 4 394 00 | 1 088 78 | 1 059 56 |
| Penalty & Interest | 3 723 54 | 2 744 02 | 1 168 56 | 1 086 48 | 354 15 | 383 87 |
| Sundry Debits | 65 50 | 05 | 471 52 | 94 41 | - 0 - | 2 35 |
| CR: Insolvent List | 1 068 85 | 7 463 86 | 1 203 39 | 471 95 | 203 01 | 838 65 |
| Errors in Assessments | 4 278 36 | 1 429 79 | 1 498 87 | 156 37 | 7 918 10 | 201 93 |
| Delinquent List | 11 842 10 | 13 052 44 | 10 377 40 | 2 728 69 | 1 186 27 | 1 608 64 |
| Commissions & Fees: | | | | | | |
| Collector for Collecting | 2 881 82 | 25 139 67 | 2 885 42 | 1 105 04 | 128 88 | 5 123 73 |
| Discount | 2 932 66 | 5 171 59 | 2 020 03 | 1 276 90 | - 0 - | 7 650 12 |
| Sundry Credits | 4 41 | - 0 - | - 0 - | 98 81 | - 0 - | 1 76 |
| Article 7335 | 525 20 | 1 857 72 | - 0 - | - 0 - | - 0 - | - 0 - |
| State Aid | - 0 - | - 0 - | - 0 - | - 0 - | - 0 - | - 0 - |
| Balance Due State | - 0 - | - 0 - | 82 82 | 123 15 | 66 60 | - 0 - |
| DEPOSITORY INTEREST: | | | | | | |
| DR: Depository Interest Collected | - 0 - | - 0 - | - 0 - | - 0 - | - 0 - | - 0 - |
| TOTAL DEBITS | 164 214 69 | 1 284 101 07 | 159 924 95 | 65 382 41 | 15 827 57 | 266 486 88 |
| TOTAL CREDITS | 23 533 40 | 54 115 07 | 18 067 93 | 5 960 91 | 9 502 86 | 15 424 83 |
| TOTAL NET COLLECTIONS | \$ 140 681 29 | \$ 1 229 986 00 | \$ 141 857 02 | \$ 59 421 50 | \$ 6 324 71 | \$ 251 062 05 |

TABLE NO. 1
TAX ASSESSOR-COLLECTORS' ACCOUNTS FOR 1970
 Showing The Classes of State Charges, Credits Allowed, Expense To The State
 For Assessing And Collecting And Net Amount Collected
 For Fiscal Year July 1, 1970 to June 30, 1971, Both Inclusive

| | BROWN | BURLESON | BURNET | CALDWELL | CALHOUN | CALLAHAN |
|--|---------------------|---------------------|---------------------|---------------------|----------------------|---------------------|
| AD VALOREM: | | | | | | |
| DR: Charged on 1970 Rolls | \$ 85 963 33 | \$ 33 312 63 | \$ 43 422 95 | \$ 60 724 42 | \$ 368 707 09 | \$ 42 720 71 |
| Supplemental Assessments | 197 92 | 39 84 | 193 47 | 133 86 | 145 34 | 51 27 |
| Insolvent Collections | 286 56 | 1 79 | 134 09 | 174 32 | 72 69 | 15 83 |
| Delinquent Collections | 6 990 92 | 1 460 39 | 2 110 53 | 6 741 56 | 1 464 18 | 965 16 |
| Penalty & Interest | 1 831 60 | 561 18 | 590 32 | 2 486 18 | 355 96 | 418 96 |
| Sundry Debits | 9 17 | 2 76 | 3 70 | 45 65 | - 0 - | 33 09 |
| CR: Insolvent List | 464 36 | 82 27 | 1 133 22 | 776 20 | 484 38 | 126 14 |
| Errors in Assessments | 663 85 | 94 98 | 291 38 | 293 07 | 300 80 | 96 95 |
| Delinquent List | 6 017 99 | 1 799 30 | 2 390 12 | 4 294 41 | 2 046 38 | 1 660 06 |
| Commissions & Fees: | | | | | | |
| Collector for Collecting | 1 725 87 | 625 55 | 835 48 | 1 276 24 | 7 147 32 | 832 51 |
| Discount | 1 839 98 | 124 49 | 866 98 | 1 100 92 | 10 547 56 | 663 79 |
| Sundry Credits | - 0 - | 4 53 | 601 98 | 43 31 | 335 54 | 32 44 |
| Article 7335 | 1 352 85 | 205 71 | - 0 - | 577 78 | 273 36 | - 0 - |
| State Aid | - 0 - | - 0 - | - 0 - | - 0 - | 5 56 | - 0 - |
| Balance Due State | - 0 - | - 0 - | - 0 - | - 0 - | 03 | 64 |
| DEPOSITORY INTEREST: | | | | | | |
| DR: Depository Interest Collected | - 0 - | - 0 - | - 0 - | - 0 - | - 0 - | - 0 - |
| TOTAL DEBITS | 95 279 50 | 35 378 59 | 46 455 06 | 70 305 99 | 370 745 26 | 44 205 02 |
| TOTAL CREDITS | 12 064 90 | 2 936 83 | 6 119 16 | 8 361 93 | 21 140 93 | 3 412 53 |
| TOTAL NET COLLECTIONS | \$ 83 214 60 | \$ 32 441 76 | \$ 40 335 90 | \$ 61 944 06 | \$ 349 604 33 | \$ 40 792 49 |

TABLE NO. 1
TAX ASSESSOR—COLLECTORS' ACCOUNTS FOR 1970
 Showing The Classes of State Charges, Credits Allowed, Expense To The State
 For Assessing And Collecting And Net Amount Collected
 For Fiscal Year July 1, 1970 to June 30, 1971, Both Inclusive

| | CAMERON | CAMP | CARSON | CASS | CASTRO | CHAMBERS |
|--|---------------|--------------|---------------|---------------|--------------|---------------|
| AD VALOREM: | | | | | | |
| DR: Charged on 1970 Rolls | \$ 594 239 04 | \$ 21 179 09 | \$ 119 527 43 | \$ 104 557 75 | \$ 55 041 84 | \$ 425 328 50 |
| Supplemental Assessments | 270 99 | 7 82 | 30 18 | 212 44 | 7 96 | 269 35 |
| Insolvent Collections | 17 741 95 | 22 93 | 112 59 | 402 11 | 238 32 | 43 24 |
| Delinquent Collections | 29 819 54 | 757 61 | 1 689 35 | 2 128 99 | 1 665 90 | 2 133 08 |
| Penalty & Interest | 12 850 95 | 225 04 | 531 77 | 897 92 | 374 71 | 553 79 |
| Sundry Debits | 114 03 | 90 12 | - 0 - | 7 45 | 15 06 | 02 |
| CR: Insolvent List | 42 756 73 | 776 98 | 532 73 | 1 333 48 | 857 82 | 589 95 |
| Errors in Assessments | 3 213 18 | 130 39 | 23 03 | 323 86 | 84 84 | 1 499 50 |
| Delinquent List | 29 704 96 | 1 042 54 | 1 237 43 | 2 251 88 | 1 697 93 | 5 030 41 |
| Commissions & Fees: | | | | | | |
| Collector for Collecting | 11 332 75 | 398 19 | 2 340 98 | 2 032 64 | 1 070 04 | 8 381 62 |
| Discount | 12 714 13 | 423 76 | 3 049 14 | 2 656 96 | 1 186 01 | 2 115 04 |
| Sundry Credits | 812 02 | - 0 - | - 0 - | 482 10 | 15 06 | 02 |
| Article 7335 | - 0 - | - 0 - | - 0 - | - 0 - | 41 | 453 30 |
| State Aid | - 0 - | - 0 - | - 0 - | - 0 - | - 0 - | - 0 - |
| Balance Due State | 11 61 | - 0 - | 03 | - 0 - | - 0 - | 12 14 |
| DEPOSITORY INTEREST: | | | | | | |
| DR: Depository Interest Collected | - 0 - | - 0 - | - 0 - | - 0 - | - 0 - | - 0 - |
| TOTAL DEBITS | 655 036 50 | 22 282 61 | 121 891 32 | 108 206 66 | 57 343 79 | 428 327 98 |
| TOTAL CREDITS | 100 545 38 | 2 771 86 | 7 183 34 | 9 080 92 | 4 912 11 | 18 081 98 |
| TOTAL NET COLLECTIONS | \$ 554 491 12 | \$ 19 510 75 | \$ 114 707 98 | \$ 99 125 74 | \$ 52 431 68 | \$ 410 246 00 |

TABLE NO. 1
TAX ASSESSOR-COLLECTORS' ACCOUNTS FOR 1970
 Showing The Classes of State Charges, Credits Allowed, Expense To The State
 For Assessing And Collecting And Net Amount Collected
 For Fiscal Year July 1, 1970 to June 30, 1971, Both Inclusive

| | CHEROKEE | CHILDRESS | CLAY | COCHRAN | COKE | COLEMAN |
|--|----------------------|---------------------|---------------------|----------------------|---------------------|---------------------|
| AD VALOREM: | | | | | | |
| DR: Charged on 1970 Rolls | \$ 138 109 41 | \$ 35 460 35 | \$ 69 649 57 | \$ 118 047 64 | \$ 77 699 92 | \$ 53 239 11 |
| Supplemental Assessments | 414 47 | - 0 - | 235 81 | 32 30 | 41 59 | 3 136 52 |
| Insolvent Collections | 676 05 | 21 66 | 146 26 | 227 82 | - 0 - | 159 66 |
| Delinquent Collections | 1 391 00 | 639 40 | 833 07 | 1 260 09 | 341 94 | 1 828 06 |
| Penalty & Interest | 772 78 | 196 68 | 288 97 | 400 78 | 160 49 | 673 17 |
| Sundry Debits | - 0 - | - 0 - | 42 08 | 56 05 | - 0 - | - 0 - |
| CR: Insolvent List | 4 920 42 | 439 32 | 375 85 | 1 598 72 | 107 04 | 423 28 |
| Errors in Assessments | 612 55 | 76 48 | 806 31 | 186 24 | 42 99 | 3 439 01 |
| Delinquent List | 3 461 35 | 703 16 | 2 433 60 | 1 628 02 | 715 91 | 2 588 03 |
| Commissions & Fees: | | | | | | |
| Collector for Collecting | 2 603 69 | 685 56 | 1 305 74 | 2 269 29 | 1 505 70 | 1 030 00 |
| Discount | 2 184 32 | 820 46 | 1 007 61 | 3 083 96 | 2 092 59 | 1 086 94 |
| Sundry Credits | - 0 - | - 0 - | 22 17 | 107 71 | - 0 - | - 0 - |
| Article 7335 | 357 40 | - 0 - | - 0 - | 272 59 | 256 94 | 389 31 |
| State Aid | - 0 - | - 0 - | - 0 - | - 0 - | - 0 - | - 0 - |
| Balance Due State | - 0 - | - 0 - | 225 12 | 63 35 | - 0 - | 60 |
| DEPOSITORY INTEREST: | | | | | | |
| DR: Depository Interest Collected | - 0 - | - 0 - | - 0 - | - 0 - | - 0 - | - 0 - |
| TOTAL DEBITS | 141 363 71 | 36 318 09 | 71 195 76 | 120 024 68 | 78 243 94 | 59 036 52 |
| TOTAL CREDITS | 14 139 73 | 2 724 98 | 6 176 40 | 9 209 88 | 4 721 17 | 8 957 17 |
| TOTAL NET COLLECTIONS | \$ 127 223 98 | \$ 33 593 11 | \$ 65 019 36 | \$ 110 814 80 | \$ 73 522 77 | \$ 50 079 35 |

TABLE NO. 1
TAX ASSESSOR-COLLECTORS' ACCOUNTS FOR 1970
 Showing The Classes of State Charges, Credits Allowed, Expense To The State
 For Assessing And Collecting And Net Amount Collected
 For Fiscal Year July 1, 1970 to June 30, 1971, Both Inclusive

| | COLLIN | COLLINGS- WORTH | COLORADO | COMAL | COMANCHE | CONCHO |
|--|----------------------|---------------------|----------------------|----------------------|---------------------|---------------------|
| AD VALOREM: | | | | | | |
| DR: Charged on 1970 Rolls | \$ 235 969 39 | \$ 34 951 58 | \$ 210 232 81 | \$ 118 599 60 | \$ 49 539 10 | \$ 36 216 82 |
| Supplemental Assessments | 2 223 87 | 12 41 | 185 50 | 106 69 | 156 14 | - 0 - |
| Insolvent Collections | 2 962 96 | 190 89 | 381 42 | 304 15 | 42 46 | 23 10 |
| Delinquent Collections | 9 308 94 | 1 095 33 | 1 867 99 | 3 192 20 | 951 69 | 890 93 |
| Penalty & Interest | 3 633 55 | 621 45 | 430 76 | 846 30 | 274 73 | 255 93 |
| Sundry Debits | 233 95 | - 0 - | - 0 - | 76 26 | 77 25 | 2 61 |
| CR: Insolvent List | 4 711 11 | 362 19 | 883 30 | 1 488 48 | 747 64 | 402 88 |
| Errors in Assessments | 9 950 09 | 93 14 | 163 75 | 639 63 | 1 019 75 | 55 14 |
| Delinquent List | 10 205 67 | 703 94 | 3 121 49 | 4 446 71 | 1 747 55 | 1 025 86 |
| Commissions & Fees: | | | | | | |
| Collector for Collecting | 4 518 02 | 698 35 | 4 028 03 | 2 296 76 | 940 12 | 702 51 |
| Discount | 3 545 64 | 794 91 | 5 377 81 | 1 623 22 | 500 76 | 779 33 |
| Sundry Credits | 16 55 | 489 11 | - 0 - | - 0 - | 13 40 | 283 65 |
| Article 7335 | 2 404 88 | 17 42 | 387 44 | - 0 - | - 0 - | 171 99 |
| State Aid | - 0 - | - 0 - | - 0 - | - 0 - | - 0 - | - 0 - |
| Balance Due State | 10 | 12 55 | 43 32 | 88 91 | - 0 - | - 0 - |
| DEPOSITORY INTEREST: | | | | | | |
| DR: Depository Interest Collected | - 0 - | - 0 - | - 0 - | - 0 - | - 0 - | - 0 - |
| TOTAL DEBITS | 254 332 66 | 36 871 66 | 213 098 48 | 123 125 20 | 51 041 37 | 37 389 39 |
| TOTAL CREDITS | 35 352 06 | 3 171 61 | 14 005 14 | 10 583 71 | 4 969 22 | 3 421 36 |
| TOTAL NET COLLECTIONS | \$ 218 980 60 | \$ 33 700 05 | \$ 199 093 34 | \$ 112 541 49 | \$ 46 072 15 | \$ 33 968 03 |

TABLE NO. 1
TAX ASSESSOR—COLLECTORS' ACCOUNTS FOR 1970
 Showing The Classes of State Charges, Credits Allowed, Expense To The State
 For Assessing And Collecting And Net Amount Collected
 For Fiscal Year July 1, 1970 to June 30, 1971, Both Inclusive

| | COOKE | CORYELL | COTTLE | CRANE | CROCKETT | CROSBY |
|--|----------------------|---------------------|---------------------|----------------------|----------------------|---------------------|
| AD VALOREM: | | | | | | |
| DR: Charged on 1970 Rolls | \$ 157 608 46 | \$ 57 546 05 | \$ 28 449 56 | \$ 198 696 51 | \$ 182 941 09 | \$ 53 847 64 |
| Supplemental Assessments | 543 38 | 229 79 | - 0 - | 6 828 39 | 92 38 | 53 23 |
| Insolvent Collections | 115 18 | 147 75 | 4 20 | 7 98 | 90 13 | 160 47 |
| Delinquent Collections | 2 569 75 | 679 52 | 495 80 | 125 59 | 279 57 | 2 126 22 |
| Penalty & Interest | 671 87 | 282 77 | 174 49 | 59 36 | 170 76 | 932 77 |
| Sundry Debits | 1 35 | 54 95 | 40 92 | - 0 - | 19 17 | 2 03 |
| CR: Insolvent List | 2 328 51 | 1 191 40 | 195 90 | 92 36 | 113 66 | 1 014 89 |
| Errors in Assessments | 1 240 45 | 452 57 | - 0 - | 6 835 42 | 2 709 68 | 95 15 |
| Delinquent List | 2 734 00 | 1 909 98 | 643 49 | 372 19 | 3 988 05 | 1 206 01 |
| Commissions & Fees: | | | | | | |
| Collector for Collecting | 3 067 28 | 1 085 07 | 551 53 | 3 851 67 | 3 469 32 | 1 010 74 |
| Discount | 1 842 71 | 1 080 58 | 683 95 | 5 835 06 | 3 315 47 | 1 259 20 |
| Sundry Credits | - 0 - | 41 37 | 164 69 | 45 34 | - 0 - | 47 75 |
| Article 7335 | 262 99 | - 0 - | - 0 - | - 0 - | - 0 - | - 0 - |
| State Aid | - 0 - | - 0 - | - 0 - | - 0 - | - 0 - | - 0 - |
| Balance Due State | - 0 - | - 0 - | - 0 - | - 0 - | - 0 - | - 0 - |
| DEPOSITORY INTEREST: | | | | | | |
| DR: Depository Interest Collected | - 0 - | - 0 - | - 0 - | - 0 - | - 0 - | - 0 - |
| TOTAL DEBITS | 161 509 99 | 58 940 83 | 29 164 97 | 205 717 83 | 183 593 10 | 57 122 36 |
| TOTAL CREDITS | 11 475 94 | 5 760 97 | 2 239 56 | 17 032 04 | 13 596 18 | 4 633 74 |
| TOTAL NET COLLECTIONS | \$ 150 034 05 | \$ 53 179 86 | \$ 26 925 41 | \$ 188 685 79 | \$ 169 996 92 | \$ 52 488 62 |

TABLE NO. 1
TAX ASSESSOR—COLLECTORS' ACCOUNTS FOR 1970
 Showing The Classes of State Charges, Credits Allowed, Expense To The State
 For Assessing And Collecting And Net Amount Collected
 For Fiscal Year July 1, 1970 to June 30, 1971, Both Inclusive

| | CULBERSON | DALLAM | DALLAS | DAWSON | DEAF SMITH | DELTA |
|--|---------------|--------------|-----------------|---------------|---------------|--------------|
| AD VALOREM: | | | | | | |
| DR: Charged on 1970 Rolls | \$ 118 230 01 | \$ 14 150 34 | \$ 8 132 341 32 | \$ 102 761 05 | \$ 208 734 06 | \$ 17 878 18 |
| Supplemental Assessments | 349 85 | - 0 - | 50 404 87 | 32 89 | 602 54 | 8 88 |
| Insolvent Collections | 26 42 | 39 32 | 30 005 59 | 126 27 | 2 220 08 | - 0 - |
| Delinquent Collections | 1 175 79 | 277 50 | 77 428 42 | 1 165 65 | 4 048 64 | 781 34 |
| Penalty & Interest | 668 54 | 108 41 | 24 191 23 | 428 53 | 1 652 99 | 154 18 |
| Sundry Debits | 2 362 16 | - 0 - | 454 77 | 1 38 | - 0 - | - 0 - |
| CR: Insolvent List | 375 58 | 298 39 | 50 578 13 | 1 316 40 | 6 652 93 | 58 88 |
| Errors in Assessments | 353 71 | 155 41 | 80 486 25 | 295 08 | 4 887 46 | 52 37 |
| Delinquent List | 1 427 21 | 1 271 50 | 103 317 44 | 1 359 17 | 3 403 57 | 786 85 |
| Commissions & Fees: | | | | | | |
| Collector for Collecting | 2 271 16 | 255 55 | 157 417 53 | 1 978 44 | 3 963 33 | 351 02 |
| Discount | 2 909 95 | 72 53 | 209 490 10 | 2 623 26 | 4 144 92 | 373 21 |
| Sundry Credits | 2 45 | - 0 - | - 0 - | - 0 - | - 0 - | - 0 - |
| Article 7335 | 104 06 | - 0 - | - 0 - | - 0 - | - 0 - | - 0 - |
| State Aid | - 0 - | - 0 - | 91 32 | - 0 - | - 0 - | - 0 - |
| Balance Due State | 593 23 | - 0 - | 77 45 | 1 93 | - 0 - | - 0 - |
| DEPOSITORY INTEREST: | | | | | | |
| DR: Depository Interest Collected | - 0 - | - 0 - | - 0 - | - 0 - | - 0 - | - 0 - |
| TOTAL DEBITS | 122 812 77 | 14 575 57 | 8 314 826 20 | 104 515 77 | 217 258 31 | 18 822 58 |
| TOTAL CREDITS | 8 037 35 | 2 053 38 | 601 458 22 | 7 574 28 | 23 052 21 | 1 622 33 |
| TOTAL NET COLLECTIONS | \$ 114 775 42 | \$ 12 522 19 | \$ 7 713 367 98 | \$ 96 941 49 | \$ 194 206 10 | \$ 17 200 25 |

TABLE NO. 1
TAX ASSESSOR—COLLECTORS' ACCOUNTS FOR 1970
 Showing The Classes of State Charges, Credits Allowed, Expense To The State
 For Assessing And Collecting And Net Amount Collected
 For Fiscal Year July 1, 1970 to June 30, 1971, Both Inclusive

| | DENTON | DEWITT | DICKENS | DIMITT | DONLEY | DUVAL |
|-----------------------------------|----------------------|----------------------|---------------------|---------------------|---------------------|----------------------|
| AD VALOREM: | | | | | | |
| DR: Charged on 1970 Rolls | \$ 290 918 42 | \$ 114 883 29 | \$ 30 907 21 | \$ 59 185 50 | \$ 23 974 52 | \$ 412 598 94 |
| Supplemental Assessments | 6 854 35 | 112 97 | 228 30 | 147 84 | 29 11 | 281 25 |
| Insolvent Collections | 1 430 56 | 223 99 | 751 13 | 421 73 | 43 68 | - 0 - |
| Delinquent Collections | 9 453 93 | 1 664 39 | 1 071 50 | 5 642 77 | 550 60 | 11 518 85 |
| Penalty & Interest | 2 893 57 | 384 89 | 528 30 | 2 037 09 | 205 09 | 3 124 91 |
| Sundry Debits | 30 40 | - 0 - | 222 63 | - 0 - | - 0 - | 4 09 |
| CR: Insolvent List | 14 118 72 | 681 64 | 526 82 | 2 154 34 | 267 14 | 8 321 70 |
| Errors in Assessments | 10 392 90 | 186 32 | 97 55 | 499 24 | 305 36 | 17 084 10 |
| Delinquent List | 16 733 95 | 1 366 00 | 1 414 18 | 4 072 64 | 736 09 | 45 355 88 |
| Commissions & Fees: | | | | | | |
| Collector for Collecting | 5 315 34 | 2 242 61 | 618 09 | 1 186 81 | 458 78 | 6 962 83 |
| Discount | 4 566 11 | 2 905 70 | 671 10 | 1 359 32 | 527 97 | 8 622 14 |
| Sundry Credits | 240 87 | - 0 - | 102 15 | 30 | 9 18 | - 0 - |
| Article 7335 | 1 130 17 | 331 07 | 346 88 | - 0 - | - 0 - | 1 684 82 |
| State Aid | - 0 - | - 0 - | - 0 - | - 0 - | - 0 - | - 0 - |
| Balance Due State | 2 22 | - 0 - | 73 | - 0 - | 27 33 | 33 |
| DEPOSITORY INTEREST: | | | | | | |
| DR: Depository Interest Collected | - 0 - | - 0 - | - 0 - | - 0 - | - 0 - | - 0 - |
| TOTAL DEBITS | 311 581 23 | 117 269 53 | 33 709 07 | 67 434 93 | 24 803 00 | 427 528 04 |
| TOTAL CREDITS | 52 500 28 | 7 713 34 | 3 777 50 | 9 272 65 | 2 331 85 | 88 031 80 |
| TOTAL NET COLLECTIONS | \$ 259 080 95 | \$ 109 556 19 | \$ 29 931 57 | \$ 58 162 28 | \$ 22 471 15 | \$ 339 496 24 |

TABLE NO. 1
TAX ASSESSOR—COLLECTORS' ACCOUNTS FOR 1970
 Showing The Classes of State Charges, Credits Allowed, Expense To The State
 For Assessing And Collecting And Net Amount Collected
 For Fiscal Year July 1, 1970 to June 30, 1971, Both Inclusive

| | EASTLAND | ECTOR | EDWARDS | ELLIS | EL PASO | ERATH |
|--|---------------------|----------------------|---------------------|--------------------|------------------------|---------------------|
| AD VALOREM: | | | | | | |
| DR: Charged on 1970 Rolls | \$ 62 846 58 | \$ 840 660 77 | \$ 44 765 67 | \$ 10 805 79 | \$ 1 090 416 59 | \$ 73 298 97 |
| Supplemental Assessments | 88 22 | 794 48 | 9 76 | 31 38 | 570 96 | 83 74 |
| Insolvent Collections | 186 08 | 1 345 13 | 12 35 | 5 81 | 4 385 95 | 161 57 |
| Delinquent Collections | 2 743 90 | 9 655 50 | 803 14 | 145 89 | 18 788 90 | 648 32 |
| Penalty & Interest | 1 092 05 | 2 592 78 | 242 16 | 78 43 | 5 669 86 | 244 01 |
| Sundry Debits | 1 60 | 8 40 | 1 46 | 65 61 | 2 278 66 | 32 40 |
| CR: Insolvent List | 545 34 | 2 520 67 | 190 08 | 5 201 22 | 7 039 02 | 675 34 |
| Errors in Assessments | 242 72 | 960 71 | 746 23 | 1 796 24 | 7 770 77 | 584 76 |
| Delinquent List | 4 631 49 | 11 677 80 | 953 25 | 2 388 29 | 34 096 60 | 1 803 71 |
| Commissions & Fees: | | | | | | |
| Collector for Collecting | 1 203 55 | 16 636 96 | 860 96 | 34 94 | 21 093 46 | 1 393 17 |
| Discount | 1 359 44 | 8 036 01 | 897 15 | - 0 - | 16 213 21 | 941 99 |
| Sundry Credits | 1 52 | 8 40 | - 0 - | - 0 - | 264 19 | 17 66 |
| Article 7335 | - 0 - | - 0 - | 152 42 | 26 68 | - 0 - | 136 57 |
| State Aid | - 0 - | - 0 - | - 0 - | - 0 - | - 0 - | - 0 - |
| Balance Due State | - 0 - | 6 27 | - 0 - | - 0 - | 37 74 | 16 27 |
| DEPOSITORY INTEREST: | | | | | | |
| DR: Depository Interest Collected | - 0 - | - 0 - | - 0 - | - 0 - | - 0 - | - 0 - |
| TOTAL DEBITS | 66 958 43 | 855 057 06 | 45 834 54 | 11 132 91 | 1 122 110 92 | 74 469 01 |
| TOTAL CREDITS | 7 984 06 | 39 846 82 | 3 800 09 | 9 447 37 | 86 514 99 | 5 569 47 |
| TOTAL NET COLLECTIONS | \$ 58 974 37 | \$ 815 210 24 | \$ 42 034 45 | \$ 1 685 54 | \$ 1 035 595 93 | \$ 68 899 54 |

TABLE NO. 1
TAX ASSESSOR—COLLECTORS' ACCOUNTS FOR 1970
 Showing The Classes of State Charges, Credits Allowed, Expense To The State
 For Assessing And Collecting And Net Amount Collected
 For Fiscal Year July 1, 1970 to June 30, 1971, Both Inclusive

| | FALLS | FANNIN | FAYETTE | FISHER | FLOYD | FOARD |
|-----------------------------------|---------------------|----------------------|---------------------|---------------------|---------------------|---------------------|
| AD VALOREM: | | | | | | |
| DR: Charged on 1970 Rolls | \$ 76 137 85 | \$ 115 488 18 | \$ 77 283 16 | \$ 100 695 76 | \$ 70 790 53 | \$ 20 819 30 |
| Supplemental Assessments | 73 88 | 861 25 | 176 50 | 608 10 | 21 08 | 8 70 |
| Insolvent Collections | 64 22 | 35 40 | 106 88 | 33 11 | 301 23 | 32 00 |
| Delinquent Collections | 1 722 01 | 2 445 72 | 1 432 66 | 643 13 | 1 399 39 | 348 15 |
| Penalty & Interest | 500 01 | 1 061 39 | 530 01 | 204 84 | 440 23 | 129 03 |
| Sundry Debits | 39 32 | 101 71 | - 0 - | 69 | - 0 - | 01 |
| CR: Insolvent List | 1 220 18 | 4 592 45 | 346 75 | 299 03 | 878 52 | 198 26 |
| Errors in Assessments | 129 21 | 2 560 52 | 98 50 | 244 25 | 85 92 | 64 96 |
| Delinquent List | 2 966 59 | 5 514 94 | 964 51 | 1 226 91 | 912 78 | 679 66 |
| Commissions & Fees: | | | | | | |
| Collector for Collecting | 1 467 95 | 2 099 65 | 1 526 36 | 1 953 67 | 1 388 25 | 397 91 |
| Discount | 784 34 | 2 343 02 | 1 801 60 | 2 654 08 | 1 663 07 | 498 73 |
| Sundry Credits | - 0 - | 922 56 | - 0 - | - 0 - | - 0 - | - 0 - |
| Article 7335 | 197 65 | 543 25 | - 0 - | - 0 - | 245 56 | - 0 - |
| State Aid | - 0 - | - 0 - | - 0 - | - 0 - | - 0 - | - 0 - |
| Balance Due State | 39 32 | - 0 - | - 0 - | 93 47 | - 0 - | 01 |
| DEPOSITORY INTEREST: | | | | | | |
| DR: Depository Interest Collected | - 0 - | - 0 - | - 0 - | - 0 - | - 0 - | - 0 - |
| TOTAL DEBITS | 78 537 29 | 119 993 65 | 79 529 21 | 102 185 63 | 72 952 46 | 21 337 19 |
| TOTAL CREDITS | 6 805 24 | 18 576 39 | 4 737 72 | 6 471 41 | 5 174 10 | 1 839 53 |
| TOTAL NET COLLECTIONS | \$ 71 732 05 | \$ 101 417 26 | \$ 74 791 49 | \$ 95 714 22 | \$ 67 778 36 | \$ 19 497 66 |

TABLE NO. 1
TAX ASSESSOR-COLLECTORS' ACCOUNTS FOR 1970
 Showing The Classes of State Charges, Credits Allowed, Expense To The State
 For Assessing And Collecting And Net Amount Collected
 For Fiscal Year July 1, 1970 to June 30, 1971, Both Inclusive

| | FORT BEND | FRANKLIN | FREESTONE | FRIO | GAINES | GALVESTON |
|--|----------------------|---------------------|---------------------|---------------------|----------------------|------------------------|
| AD VALOREM: | | | | | | |
| DR: Charged on 1970 Rolls | \$ 328 757 43 | \$ 66 335 49 | \$ 63 361 33 | \$ 60 161 15 | \$ 413 949 71 | \$ 1 506 431 86 |
| Supplemental Assessments | 176 97 | 55 16 | 254 85 | 25 70 | 137 02 | 13 057 87 |
| Insolvent Collections | 425 57 | 51 95 | 191 42 | 125 10 | 178 62 | 711 23 |
| Delinquent Collections | 2 751 50 | 561 88 | 657 83 | 2 456 65 | 1 323 30 | 41 164 23 |
| Penalty & Interest | 995 88 | 187 32 | 382 63 | 712 60 | 565 21 | 17 861 48 |
| Sundry Debits | - 0 - | 34 15 | 34 93 | 54 | 12 84 | 27 376 79 |
| CR: Insolvent List | 1 347 15 | 80 27 | 557 69 | 819 98 | 1 746 49 | 30 055 57 |
| Errors in Assessments | 277 05 | 251 23 | 200 05 | 205 95 | 1 103 64 | 12 977 91 |
| Delinquent List | 5 418 06 | 752 95 | 1 602 65 | 2 904 31 | 120 065 76 | 161 112 25 |
| Commissions & Fees: | | | | | | |
| Collector for Collecting | 6 464 02 | 1 297 19 | 1 220 30 | 1 164 86 | 5 707 47 | 27 322 66 |
| Discount | 2 864 40 | 1 271 39 | 1 473 51 | 1 307 53 | 7 876 72 | 8 924 11 |
| Sundry Credits | 10 25 | 8 19 | 26 41 | - 0 - | - 0 - | 5 425 11 |
| Article 7335 | 463 14 | 113 52 | 109 49 | - 0 - | 229 16 | 3 827 48 |
| State Aid | - 0 - | - 0 - | - 0 - | - 0 - | - 0 - | - 0 - |
| Balance Due State | - 0 - | - 0 - | - 0 - | - 0 - | - 0 - | 16 766 57 |
| DEPOSITORY INTEREST: | | | | | | |
| DR: Depository Interest Collected | - 0 - | - 0 - | - 0 - | - 0 - | - 0 - | 6 447 83 |
| TOTAL DEBITS | 333 107 35 | 67 225 95 | 64 882 99 | 63 481 74 | 416 166 70 | 1 613 051 29 |
| TOTAL CREDITS | 16 844 07 | 3 774 74 | 5 190 10 | 6 402 63 | 136 729 24 | 266 411 66 |
| TOTAL NET COLLECTIONS | \$ 316 263 28 | \$ 63 451 21 | \$ 59 692 89 | \$ 57 079 11 | \$ 279 437 46 | \$ 1 346 639 63 |

TABLE NO. 1
TAX ASSESSOR—COLLECTORS' ACCOUNTS FOR 1970
 Showing The Classes of State Charges, Credits Allowed, Expense To The State
 For Assessing And Collecting And Net Amount Collected
 For Fiscal Year July 1, 1970 to June 30, 1971, Both Inclusive

| | GARZA | GILLESPIE | GLASSCOCK | GOLIAD | GONZALES | GRAY |
|--|---------------------|---------------------|---------------------|---------------------|---------------------|----------------------|
| AD VALOREM: | | | | | | |
| DR: Charged on 1970 Rolls | \$ 63 001 91 | \$ 49 063 23 | \$ 45 850 00 | \$ 82 649 63 | \$ 54 729 41 | \$ 191 174 19 |
| Supplemental Assessments | 327 31 | 54 23 | 136 84 | 79 57 | 278 56 | 21 26 |
| Insolvent Collections | 536 89 | 6 91 | 15 11 | 24 76 | 48 28 | 214 23 |
| Delinquent Collections | 2 641 55 | 548 47 | 178 46 | 939 56 | 930 34 | 1 548 14 |
| Penalty & Interest | 1 307 30 | 171 35 | 48 95 | 442 98 | 361 85 | 653 04 |
| Sundry Debits | 84 | - 0 - | 29 50 | - 0 - | 40 38 | 22 51 |
| CR: Insolvent List | 384 03 | 492 61 | 41 66 | 163 69 | 922 92 | 1 122 85 |
| Errors in Assessments | 28 60 | 930 94 | 663 86 | 96 58 | 500 44 | 338 88 |
| Delinquent List | 1 343 86 | 531 86 | 930 08 | 1 384 66 | 1 434 21 | 2 739 60 |
| Commissions & Fees: | | | | | | |
| Collector for Collecting | 1 289 43 | 940 84 | 872 63 | 1 589 28 | 1 045 28 | 3 723 43 |
| Discount | 1 587 20 | 846 68 | 757 52 | 1 682 73 | 1 263 47 | 3 238 55 |
| Sundry Credits | - 0 - | - 0 - | - 0 - | - 0 - | 1 03 | 26 68 |
| Article 7335 | 687 28 | - 0 - | - 0 - | 195 01 | - 0 - | - 0 - |
| State Aid | - 0 - | - 0 - | - 0 - | - 0 - | - 0 - | - 0 - |
| Balance Due State | 83 | 61 | 33 83 | 97 67 | - 0 - | - 0 - |
| DEPOSITORY INTEREST: | | | | | | |
| DR: Depository Interest Collected | - 0 - | - 0 - | - 0 - | - 0 - | - 0 - | - 0 - |
| TOTAL DEBITS | 67 815 80 | 49 844 19 | 46 258 86 | 84 136 50 | 56 388 82 | 193 633 37 |
| TOTAL CREDITS | 5 321 23 | 3 743 54 | 3 299 58 | 5 209 62 | 5 167 35 | 11 189 99 |
| TOTAL NET COLLECTIONS | \$ 62 494 57 | \$ 46 100 65 | \$ 42 959 28 | \$ 78 926 88 | \$ 51 221 47 | \$ 182 443 38 |

TABLE NO. 1
TAX ASSESSOR-COLLECTORS' ACCOUNTS FOR 1970
 Showing The Classes of State Charges, Credits Allowed, Expense To The State
 For Assessing And Collecting And Net Amount Collected
 For Fiscal Year July 1, 1970 to June 30, 1971, Both Inclusive

| | GRAYSON | GREGG | GRIMES | GUADALUPE | HALE | HALL |
|-----------------------------------|----------------------|----------------------|---------------------|----------------------|----------------------|---------------------|
| AD VALOREM: | | | | | | |
| DR: Charged on 1970 Rolls | \$ 431 443 95 | \$ 738 248 83 | \$ 62 210 88 | \$ 144 384 18 | \$ 212 544 88 | \$ 40 130 42 |
| Supplemental Assessments | 3 668 41 | 686 53 | 119 61 | 169 05 | 159 81 | 13 11 |
| Insolvent Collections | 1 769 52 | 528 86 | 133 65 | 2 176 33 | 2 287 25 | 319 28 |
| Delinquent Collections | 7 838 51 | 6 599 08 | 1 833 01 | 9 033 20 | 5 919 15 | 1 760 55 |
| Penalty & Interest | 2 495 56 | 2 548 83 | 549 33 | 2 290 85 | 1 680 64 | 570 76 |
| Sundry Debits | 24 10 | 336 44 | 9 73 | 01 | 15 | 99 42 |
| CR: Insolvent List | 7 772 71 | 6 787 18 | 685 27 | 4 528 06 | 5 918 22 | 718 10 |
| Errors in Assessments | 9 944 92 | 19 372 37 | 514 83 | 5 603 11 | 696 58 | 347 39 |
| Delinquent List | 14 414 69 | 13 569 30 | 2 667 09 | 9 488 57 | 4 864 81 | 2 140 51 |
| Commissions & Fees: | | | | | | |
| Collector for Collecting | 8 173 58 | 13 793 48 | 1 205 48 | 2 710 72 | 4 129 02 | 728 78 |
| Discount | 6 398 21 | 19 213 11 | 714 02 | 2 897 97 | 4 660 93 | 893 30 |
| Sundry Credits | - 0 - | 481 44 | 25 93 | 406 29 | 189 48 | 16 16 |
| Article 7335 | - 0 - | 1 234 10 | - 0 - | 1 768 83 | 1 431 91 | - 0 - |
| State Aid | - 0 - | - 0 - | - 0 - | - 0 - | - 0 - | - 0 - |
| Balance Due State | 5 71 | - 0 - | - 0 - | - 0 - | - 0 - | 124 89 |
| DEPOSITORY INTEREST: | | | | | | |
| DR: Depository Interest Collected | - 0 - | - 0 - | - 0 - | - 0 - | - 0 - | - 0 - |
| TOTAL DEBITS | 447 240 05 | 748 948 57 | 64 856 21 | 158 053 62 | 222 591 88 | 42 893 54 |
| TOTAL CREDITS | 46 709 82 | 74 450 98 | 5 812 62 | 27 403 55 | 21 890 95 | 4 969 13 |
| TOTAL NET COLLECTIONS | \$ 400 530 23 | \$ 674 497 59 | \$ 59 043 59 | \$ 130 650 07 | \$ 200 700 93 | \$ 37 924 41 |

TABLE NO. 1
TAX ASSESSOR—COLLECTORS' ACCOUNTS FOR 1970
 Showing The Classes of State Charges, Credits Allowed, Expense To The State
 For Assessing And Collecting And Net Amount Collected
 For Fiscal Year July 1, 1970 to June 30, 1971, Both Inclusive

| | HAMILTON | HANSFORD | HARDEMAN | HARDIN | HARRIS | HARRISON |
|--|---------------------|----------------------|---------------------|----------------------|-------------------------|----------------------|
| AD VALOREM: | | | | | | |
| DR: Charged on 1970 Rolls | \$ 41 345 33 | \$ 116 845 72 | \$ 60 943 96 | \$ 208 137 93 | \$ 10 996 517 27 | \$ 312 752 41 |
| Supplemental Assessments | 205 59 | 20 25 | 9 92 | 297 39 | 22 591 71 | 1 702 86 |
| Insolvent Collections | 62 68 | 35 50 | 45 50 | 112 98 | 22 259 14 | 220 17 |
| Delinquent Collections | 1 341 52 | 1 177 29 | 734 31 | 4 728 68 | 205 636 47 | 14 556 91 |
| Penalty & Interest | 573 51 | 386 09 | 613 38 | 1 884 51 | 64 147 17 | 5 450 89 |
| Sundry Debits | 12 89 | 48 683 10 | 102 81 | 59 10 | 8 71 | 53 19 |
| CR: Insolvent List | 1 358 10 | 586 51 | 1 052 13 | 4 993 97 | 104 787 83 | 3 305 22 |
| Errors in Assessments | 165 25 | 1 902 19 | 400 23 | 1 079 50 | 319 614 43 | 2 885 33 |
| Delinquent List | 1 860 51 | 1 451 55 | 2 008 50 | 37 190 60 | 363 813 67 | 13 774 65 |
| Commissions & Fees: | | | | | | |
| Collector for Collecting | 787 49 | 2 231 64 | 1 124 59 | 3 411 87 | 207 984 83 | 6 143 41 |
| Discount | 770 49 | 2 942 64 | 1 359 24 | 1 362 58 | 123 700 82 | 7 493 50 |
| Sundry Credits | 22 38 | - 0 - | - 0 - | - 0 - | 5 877 51 | 4 392 93 |
| Article 7335 | - 0 - | - 0 - | - 0 - | 585 38 | 585 80 | 1 613 38 |
| State Aid | - 0 - | - 0 - | - 0 - | - 0 - | - 0 - | - 0 - |
| Balance Due State | - 0 - | - 0 - | 128 72 | - 0 - | - 0 - | 51 47 |
| DEPOSITORY INTEREST: | | | | | | |
| DR: Depository Interest Collected | - 0 - | - 0 - | - 0 - | - 0 - | - 0 - | - 0 - |
| TOTAL DEBITS | 43 541 52 | 167 147 95 | 62 449 88 | 215 220 59 | 11 311 160 47 | 334 736 43 |
| TOTAL CREDITS | 4 964 22 | 9 114 53 | 6 073 41 | 48 623 90 | 1 126 364 89 | 39 659 89 |
| TOTAL NET COLLECTIONS | \$ 38 577 30 | \$ 158 033 42 | \$ 56 376 47 | \$ 166 596 69 | \$ 10 184 795 58 | \$ 295 076 54 |

TABLE NO. 1
TAX ASSESSOR—COLLECTORS' ACCOUNTS FOR 1970
 Showing The Classes of State Charges, Credits Allowed, Expense To The State
 For Assessing And Collecting And Net Amount Collected
 For Fiscal Year July 1, 1970 to June 30, 1971, Both Inclusive

| | HARTLEY | HASKELL | HAYS | HEMPHILL | HENDERSON | HIDALGO |
|--|---------------------|---------------------|----------------------|---------------------|----------------------|----------------------|
| AD VALOREM: | | | | | | |
| DR: Charged on 1970 Rolls | \$ 34 448 16 | \$ 62 747 09 | \$ 127 096 58 | \$ 58 487 34 | \$ 158 048 96 | \$ 596 177 12 |
| Supplemental Assessments | 3 99 | 326 16 | 1 372 88 | 196 12 | 379 26 | 473 73 |
| Insolvent Collections | 3 70 | 59 33 | -163 17 | 28 17 | 39 02 | 10 254 26 |
| Delinquent Collections | 172 57 | 542 41 | 5 665 61 | 139 60 | 3 104 14 | 18 705 34 |
| Penalty & Interest | 72 48 | 175 00 | 1 795 17 | 80 54 | 957 37 | 6 275 85 |
| Sundry Debits | 456 94 | - 0 - | 376 46 | - 0 - | 658 93 | 12 46 |
| CR: Insolvent List | 289 07 | 472 66 | 1 547 40 | 154 19 | 148 81 | 23 101 80 |
| Errors in Assessments | 9 97 | 395 86 | 2 172 25 | 160 30 | 1 437 53 | 2 458 57 |
| Delinquent List | 235 37 | 2 476 10 | 7 523 80 | 493 91 | 5 893 59 | 23 869 50 |
| Commissions & Fees: | | | | | | |
| Collector for Collecting | 662 55 | 1 179 28 | 2 472 22 | 1 131 67 | 2 937 93 | 11 379 53 |
| Discount | 829 60 | 1 541 51 | 1 614 82 | 1 540 51 | 4 181 06 | 13 463 65 |
| Sundry Credits | 37 | 109 63 | 486 82 | 97 52 | - 0 - | - 0 - |
| Article 7335 | - 0 - | - 0 - | - 0 - | - 0 - | 571 49 | 4 722 79 |
| State Aid | - 0 - | - 0 - | - 0 - | - 0 - | - 0 - | - 0 - |
| Balance Due State | 5 46 | - 0 - | - 0 - | - 0 - | 722 43 | - 0 - |
| DEPOSITORY INTEREST: | | | | | | |
| DR: Depository Interest Collected | - 0 - | - 0 - | - 0 - | - 0 - | - 0 - | - 0 - |
| TOTAL DEBITS | 35 157 84 | 63 849 99 | 136 469 87 | 58 931 77 | 163 187 68 | 631 898 76 |
| TOTAL CREDITS | 2 032 39 | 6 175 04 | 15 817 31 | 3 578 10 | 15 892 84 | 78 995 84 |
| TOTAL NET COLLECTIONS | \$ 33 125 45 | \$ 57 674 95 | \$ 120 652 56 | \$ 55 353 67 | \$ 147 294 84 | \$ 552 902 92 |

TABLE NO. 1
TAX ASSESSOR—COLLECTORS' ACCOUNTS FOR 1970
 Showing The Classes of State Charges, Credits Allowed, Expense To The State
 For Assessing And Collecting And Net Amount Collected
 For Fiscal Year July 1, 1970 to June 30, 1971, Both Inclusive

| | HILL | HOCKLEY | HOOD | HOPKINS | HOUSTON | HOWARD |
|--|------------------|------------------|-----------------|-----------------|-----------------|------------------|
| AD VALOREM: | | | | | | |
| DR: Charged on 1970 Rolls | \$ 114 621 18 | \$ 198 011 79 | \$ 6 579 80 | \$ 27 663 36 | \$ 70 788 46 | \$ 271 253 40 |
| Supplemental Assessments | 3 507 08 | 4 092 04 | - 0 - | 19 47 | 293 20 | 141 92 |
| Insolvent Collections | 686 92 | 281 96 | - 0 - | 31 94 | 149 90 | 1 010 53 |
| Delinquent Collections | 3 504 58 | 2 421 44 | 54 02 | 369 23 | 1 913 46 | 6 025 87 |
| Penalty & Interest | 1 078 62 | 620 91 | 57 12 | 144 08 | 700 40 | 1 869 19 |
| Sundry Debits | - 0 - | 88 93 | - 0 - | - 0 - | 79 | - 0 - |
| CR: Insolvent List | 5 257 47 | 790 34 | 413 84 | 155 07 | 1 633 63 | 2 398 20 |
| Errors in Assessments | 4 844 14 | 3 524 85 | 1 917 16 | 1 016 88 | 99 57 | 952 16 |
| Delinquent List | 4 693 99 | 2 376 92 | 4 101 84 | 2 798 31 | 2 570 25 | 7 557 97 |
| Commissions & Fees: | | | | | | |
| Collector for Collecting | 2 123 28 | 3 806 41 | 8 63 | 482 15 | 1 359 02 | 5 260 18 |
| Discount | 2 427 51 | 5 465 81 | - 0 - | 120 67 | 1 590 63 | 6 383 64 |
| Sundry Credits | 24 29 | 26 36 | - 0 - | 21 28 | 791 07 | 385 21 |
| Article 7335 | 786 95 | 491 26 | - 0 - | 73 57 | - 0 - | 1 308 59 |
| State Aid | - 0 - | - 0 - | - 0 - | - 0 - | - 0 - | - 0 - |
| Balance Due State | - 0 - | 127 46 | - 0 - | 26 69 | - 0 - | 60 28 |
| DEPOSITORY INTEREST: | | | | | | |
| DR: Depository Interest Collected | 277 17 | - 0 - | - 0 - | - 0 - | - 0 - | - 0 - |
| TOTAL DEBITS | 123 675 55 | 205 517 07 | 6 690 94 | 28 228 08 | 73 846 21 | 280 300 91 |
| TOTAL CREDITS | <u>20 157 63</u> | <u>16 609 41</u> | <u>6 441 47</u> | <u>4 694 62</u> | <u>8 044 17</u> | <u>24 306 23</u> |
| TOTAL NET COLLECTIONS | \$ 103 517 92 | \$ 188 907 66 | \$ 249 47 | \$ 23 533 46 | \$ 65 802 04 | \$ 255 994 68 |

TABLE NO. 1
TAX ASSESSOR—COLLECTORS' ACCOUNTS FOR 1970
 Showing The Classes of State Charges, Credits Allowed, Expense To The State
 For Assessing And Collecting And Net Amount Collected
 For Fiscal Year July 1, 1970 to June 30, 1971, Both Inclusive

| | HUDSPETH | HUNT | HUTCHINSON | IRION | JACK | JACKSON |
|--|---------------------|----------------------|----------------------|---------------------|---------------------|----------------------|
| AD VALOREM: | | | | | | |
| DR: Charged on 1970 Rolls | \$ 53 531 05 | \$ 169 063 94 | \$ 254 426 87 | \$ 22 364 16 | \$ 102 983 05 | \$ 298 043 35 |
| Supplemental Assessments | 174 21 | 243 72 | 268 47 | 7 37 | 240 24 | 1 017 03 |
| Insolvent Collections | 2 03 | 2 373 99 | 1 213 06 | - 0 - | 304 84 | 145 02 |
| Delinquent Collections | 2 854 82 | 5 809 47 | 3 409 57 | 159 90 | 4 020 61 | 1 945 81 |
| Penalty & Interest | 844 41 | 1 831 72 | 1 233 67 | 51 40 | 934 17 | 521 17 |
| Sundry Debits | 264 88 | 6 45 | 4 75 | 99 | 21 | 27 39 |
| CR: Insolvent List | 426 08 | 10 407 68 | 862 69 | 82 42 | 965 33 | 345 23 |
| Errors in Assessments | 67 08 | 1 693 65 | 767 16 | 6 22 | 692 07 | 669 11 |
| Delinquent List | 3 309 15 | 8 592 87 | 3 135 95 | 430 28 | 5 721 08 | 2 124 84 |
| Commissions & Fees: | | | | | | |
| Collector for Collecting | 1 049 03 | 3 102 75 | 4 978 67 | 430 30 | 1 979 60 | 5 756 32 |
| Discount | 1 153 20 | 3 497 64 | 6 852 17 | 549 90 | 2 114 82 | 8 369 62 |
| Sundry Credits | - 0 - | 140 92 | 131 78 | 96 01 | - 0 - | - 0 - |
| Article 7335 | - 0 - | 1 309 02 | - 0 - | - 0 - | 765 84 | 411 67 |
| State Aid | - 0 - | - 0 - | - 0 - | - 0 - | - 0 - | - 0 - |
| Balance Due State | - 0 - | - 0 - | 01 | 01 | 9 20 | 47 41 |
| DEPOSITORY INTEREST: | | | | | | |
| DR: Depository Interest Collected | - 0 - | - 0 - | - 0 - | - 0 - | - 0 - | - 0 - |
| TOTAL DEBITS | 57 671 40 | 179 329 29 | 260 556 39 | 22 583 82 | 108 483 12 | 301 699 77 |
| TOTAL CREDITS | 6 004 54 | 28 744 53 | 16 728 43 | 1 595 14 | 12 247 94 | 17 724 20 |
| TOTAL NET COLLECTIONS | \$ 51 666 86 | \$ 150 584 76 | \$ 243 827 96 | \$ 20 988 68 | \$ 96 235 18 | \$ 283 975 57 |

TABLE NO. 1
TAX ASSESSOR—COLLECTORS' ACCOUNTS FOR 1970
 Showing The Classes of State Charges, Credits Allowed, Expense To The State
 For Assessing And Collecting And Net Amount Collected
 For Fiscal Year July 1, 1970 to June 30, 1971, Both Inclusive

| | JASPER | JEFF DAVIS | JEFFERSON | JIM HOGG | JIM WELLS | JOHNSON |
|-----------------------------------|----------------------|---------------------|-----------------------|---------------------|----------------------|----------------------|
| AD VALOREM: | | | | | | |
| DR: Charged on 1970 Rolls | \$ 115 098 31 | \$ 19 165 50 | \$1 557 282 67 | \$ 99 477 19 | \$ 297 754 43 | \$ 111 923 04 |
| Supplemental Assessments | 72 56 | - 0 - | 1 952 21 | 12 17 | 73 92 | 192 50 |
| Insolvent Collections | 7 98 | - 0 - | 4 965 25 | 82 13 | 238 83 | 125 66 |
| Delinquent Collections | 1 434 78 | 867 26 | 22 819 22 | 1 569 37 | 3 977 56 | 3 110 30 |
| Penalty & Interest | 581 38 | 155 76 | 7 096 68 | 778 80 | 1 509 23 | 1 122 80 |
| Sundry Debits | 2 08 | 136 72 | 7 26 | - 0 - | 113 05 | 60 59 |
| CR: Insolvent List | 2 657 66 | - 0 - | 7 276 23 | 256 76 | 948 09 | 1 540 23 |
| Errors in Assessments | 121 17 | 1 65 | 11 609 63 | 20 24 | 1 839 64 | 764 83 |
| Delinquent List | 3 792 30 | 610 21 | 29 721 74 | 2 723 99 | 5 754 33 | 4 041 32 |
| Commissions & Fees: | | | | | | |
| Collector for Collecting | 2 166 88 | 382 67 | 30 412 65 | 1 924 99 | 5 631 14 | 2 090 57 |
| Discount | 2 282 23 | 449 40 | 24 869 58 | 2 669 17 | 8 167 47 | 1 555 02 |
| Sundry Credits | - 0 - | 113 99 | 7 43 | - 0 - | - 0 - | 109 88 |
| Article 7335 | - 0 - | - 0 - | - 0 - | - 0 - | - 0 - | - 0 - |
| State Aid | - 0 - | - 0 - | 188 44 | - 0 - | - 0 - | - 0 - |
| Balance Due State | 42 | 16 11 | 7 13 | - 0 - | 202 71 | - 0 - |
| DEPOSITORY INTEREST: | | | | | | |
| DR: Depository Interest Collected | - 0 - | - 0 - | - 0 - | - 0 - | - 0 - | - 0 - |
| TOTAL DEBITS | 117 197 09 | 20 325 24 | 1 594 123 29 | 101 919 66 | 303 667 02 | 116 534 89 |
| TOTAL CREDITS | 11 020 66 | 1 574 03 | 104 092 83 | 7 595 15 | 22 543 38 | 10 101 85 |
| TOTAL NET COLLECTIONS | \$ 106 176 43 | \$ 18 751 21 | \$1 490 030 46 | \$ 94 324 51 | \$ 281 123 64 | \$ 106 433 04 |

TABLE NO. 1
TAX ASSESSOR-COLLECTORS' ACCOUNTS FOR 1970
 Showing The Classes of State Charges, Credits Allowed, Expense To The State
 For Assessing And Collecting And Net Amount Collected
 For Fiscal Year July 1, 1970 to June 30, 1971, Both Inclusive

| | JONES | KARNES | KAUFMAN | KENDALL | KENEDY | KENT |
|-----------------------------------|---------------------|----------------------|---------------------|---------------------|---------------------|---------------------|
| AD VALOREM: | | | | | | |
| DR: Charged on 1970 Rolls | \$ 91 932 88 | \$ 124 910 77 | \$ 110 380 85 | \$ 27 919 50 | \$ 65 657 29 | \$ 98 356 70 |
| Supplemental Assessments | 150 58 | 84 65 | 4 678 31 | 6 85 | - 0 - | 15 53 |
| Insolvent Collections | 372 94 | 120 43 | 2 490 41 | 375 55 | - 0 - | 10 96 |
| Delinquent Collections | 2 137 29 | 1 988 36 | 2 816 62 | 877 55 | 29 77 | 629 69 |
| Penalty & Interest | 826 95 | 453 20 | 1 416 13 | 316 04 | 11 65 | 173 37 |
| Sundry Debits | 87 36 | 84 | 599 39 | 329 10 | - 0 - | 4 76 |
| CR: Insolvent List | 2 062 80 | 556 48 | 3 887 04 | 720 27 | 13 62 | 88 29 |
| Errors in Assessments | 446 34 | 592 17 | 10 658 50 | 14 44 | - 0 - | 4 15 |
| Delinquent List | 3 551 18 | 4 054 32 | 8 980 17 | 511 99 | 61 42 | 260 90 |
| Commissions & Fees: | | | | | | |
| Collector for Collecting | 1 689 63 | 2 362 56 | 1 935 42 | 552 41 | 1 273 56 | 1 921 13 |
| Discount | 2 122 12 | 1 831 52 | 2 057 19 | 628 40 | 1 946 50 | 2 776 55 |
| Sundry Credits | - 0 - | 2 52 | - 0 - | - 0 - | - 0 - | - 0 - |
| Article 7335 | - 0 - | 376 49 | 989 91 | - 0 - | - 0 - | - 0 - |
| State Aid | - 0 - | - 0 - | - 0 - | - 0 - | - 0 - | - 0 - |
| Balance Due State | 121 28 | 77 12 | - 0 - | 329 06 | - 0 - | 4 74 |
| DEPOSITORY INTEREST: | | | | | | |
| DR: Depository Interest Collected | - 0 - | - 0 - | - 0 - | - 0 - | - 0 - | - 0 - |
| TOTAL DEBITS | 95 508 00 | 127 558 25 | 122 381 71 | 29 824 59 | 65 698 71 | 99 191 01 |
| TOTAL CREDITS | 9 993 35 | 9 853 18 | 28 508 23 | 2 756 57 | 3 295 10 | 5 055 76 |
| TOTAL NET COLLECTIONS | \$ 85 514 65 | \$ 117 705 07 | \$ 93 873 48 | \$ 27 068 02 | \$ 62 403 61 | \$ 94 135 25 |

TABLE NO. 1
TAX ASSESSOR—COLLECTORS' ACCOUNTS FOR 1970
 Showing The Classes of State Charges, Credits Allowed, Expense To The State
 For Assessing And Collecting And Net Amount Collected
 For Fiscal Year July 1, 1970 to June 30, 1971, Both Inclusive

| | KERR | KIMBLE | KING | KINNEY | KLEBERG | KNOX |
|--|---------------------|---------------------|---------------------|---------------------|----------------------|---------------------|
| AD VALOREM: | | | | | | |
| DR: Charged on 1970 Rolls | \$ 77 655 01 | \$ 30 586 46 | \$ 26 494 60 | \$ 30 290 51 | \$ 457 271 33 | \$ 44 647 94 |
| Supplemental Assessments | 820 30 | 3 70 | 100 67 | 2 42 | 926 72 | 52 |
| Insolvent Collections | 80 84 | 31 66 | 113 15 | 7 06 | 889 51 | 169 22 |
| Delinquent Collections | 1 736 42 | 372 57 | 92 | 755 41 | 2 815 38 | 785 81 |
| Penalty & Interest | 537 29 | 113 91 | 28 54 | 471 49 | 1 107 42 | 283 54 |
| Sundry Debits | 28 62 | - 0 - | 612 75 | 38 18 | - 0 - | 14 76 |
| CR: Insolvent List | 1 201 45 | 189 26 | 145 01 | 41 47 | 721 57 | 582 34 |
| Errors in Assessments | 2 998 92 | 7 03 | 315 86 | 6 88 | 190 62 | 13 74 |
| Delinquent List | 2 282 86 | 450 62 | 55 81 | 569 97 | 3 114 67 | 1 212 64 |
| Commissions & Fees: | | | | | | |
| Collector for Collecting | 1 455 10 | 585 25 | 515 55 | 603 74 | 8 913 21 | 861 77 |
| Discount | 1 620 16 | 716 06 | 496 14 | 721 15 | 13 322 33 | 989 25 |
| Sundry Credits | - 0 - | - 0 - | - 0 - | - 0 - | - 0 - | 46 79 |
| Article 7335 | - 0 - | - 0 - | - 0 - | - 0 - | - 0 - | - 0 - |
| State Aid | - 0 - | - 0 - | - 0 - | - 0 - | - 0 - | - 0 - |
| Balance Due State | - 0 - | 36 26 | - 0 - | - 0 - | - 0 - | - 0 - |
| DEPOSITORY INTEREST: | | | | | | |
| DR: Depository Interest Collected | - 0 - | - 0 - | - 0 - | - 0 - | - 0 - | - 0 - |
| TOTAL DEBITS | 80 858 48 | 31 108 30 | 27 350 63 | 31 565 07 | 463 010 36 | 45 901 79 |
| TOTAL CREDITS | 9 558 49 | 1 984 48 | 1 528 37 | 1 943 21 | 26 262 40 | 3 706 53 |
| TOTAL NET COLLECTIONS | \$ 71 299 99 | \$ 29 123 82 | \$ 25 822 26 | \$ 29 621 86 | \$ 436 747 96 | \$ 42 195 26 |

TABLE NO. 1
TAX ASSESSOR-COLLECTORS' ACCOUNTS FOR 1970
 Showing The Classes of State Charges, Credits Allowed, Expense To The State
 For Assessing And Collecting And Net Amount Collected
 For Fiscal Year July 1, 1970 to June 30, 1971, Both Inclusive

| | LAMAR | LAMB | LAMPASAS | LaSALLE | LAVACA | LEE |
|-----------------------------------|----------------------|----------------------|---------------------|---------------------|---------------------|---------------------|
| AD VALOREM: | | | | | | |
| DR: Charged on 1970 Rolls | \$ 134 239 83 | \$ 130 863 69 | \$ 26 995 39 | \$ 54 857 64 | \$ 84 327 94 | \$ 30 702 40 |
| Supplemental Assessments | 507 13 | 35 97 | 26 08 | 695 09 | 113 20 | 100 94 |
| Insolvent Collections | 84 27 | 284 78 | 7 98 | 44 65 | 94 55 | 6 72 |
| Delinquent Collections | 2 450 13 | 2 427 47 | 672 36 | 1 169 26 | 739 54 | 556 06 |
| Penalty & Interest | 678 19 | 756 53 | 285 10 | 421 80 | 381 22 | 229 21 |
| Sundry Debits | 23 47 | 342 76 | - 0 - | 154 11 | 01 | 7 53 |
| CR: Insolvent List | 856 40 | 3 943 42 | 111 13 | 437 22 | 339 65 | 332 53 |
| Errors in Assessments | 2 954 40 | 840 47 | 84 37 | 137 65 | 218 07 | 210 59 |
| Delinquent List | 7 484 99 | 3 446 48 | 770 66 | 2 283 26 | 710 37 | 694 19 |
| Commissions & Fees: | | | | | | |
| Collector for Collecting | 2 464 36 | 2 463 19 | 530 83 | 1 063 33 | 1 645 83 | 594 70 |
| Discount | 3 200 48 | 2 866 73 | 478 36 | 1 155 89 | 2 096 68 | 630 82 |
| Sundry Credits | 120 41 | - 0 - | - 0 - | 5 43 | - 0 - | 90 31 |
| Article 7335 | - 0 - | - 0 - | - 0 - | 111 40 | 182 79 | - 0 - |
| State Aid | - 0 - | - 0 - | - 0 - | - 0 - | - 0 - | - 0 - |
| Balance Due State | 241 11 | 468 17 | 30 | - 0 - | - 0 - | - 0 - |
| DEPOSITORY INTEREST: | | | | | | |
| DR: Depository Interest Collected | - 0 - | - 0 - | - 0 - | - 0 - | - 0 - | - 0 - |
| TOTAL DEBITS | 137 983 02 | 134 711 20 | 27 986 91 | 57 342 55 | 85 656 46 | 31 602 86 |
| TOTAL CREDITS | 17 322 15 | 14 028 46 | 1 975 65 | 5 194 18 | 5 193 39 | 2 553 14 |
| TOTAL NET COLLECTIONS | \$ 120 660 87 | \$ 120 682 74 | \$ 26 011 26 | \$ 52 148 37 | \$ 80 463 07 | \$ 29 049 72 |

TABLE NO. 1
TAX ASSESSOR—COLLECTORS' ACCOUNTS FOR 1970
 Showing The Classes of State Charges, Credits Allowed, Expense To The State
 For Assessing And Collecting And Net Amount Collected
 For Fiscal Year July 1, 1970 to June 30, 1971, Both Inclusive

| | LEON | LIBERTY | LIMESTONE | LIPSCOMB | LIVE OAK | LLANO |
|-----------------------------------|---------------------|----------------------|---------------------|----------------------|---------------------|---------------------|
| AD VALOREM: | | | | | | |
| DR: Charged on 1970 Rolls | \$ 43 350 40 | \$ 288 444 80 | \$ 80 402 65 | \$ 105 185 30 | \$ 83 228 47 | \$ 49 689 23 |
| Supplemental Assessments | 827 73 | 276 47 | 342 77 | 33 92 | 207 95 | 81 95 |
| Insolvent Collections | 42 | 534 87 | 249 43 | 342 27 | 11 29 | 19 67 |
| Delinquent Collections | 508 80 | 7 171 75 | 1 404 90 | 1 354 26 | 763 75 | 1 127 77 |
| Penalty & Interest | 205 03 | 1 979 00 | 377 43 | 580 21 | 414 49 | 359 21 |
| Sundry Debits | 10 59 | 887 15 | 250 09 | - 0 - | 170 27 | - 0 - |
| CR: Insolvent List | 67 27 | 1 258 50 | 2 171 50 | 98 49 | 186 36 | 657 37 |
| Errors in Assessments | 196 90 | 820 82 | 846 73 | 11 81 | 157 81 | 181 63 |
| Delinquent List | 2 108 95 | 13 204 30 | 3 096 54 | 578 33 | 2 018 78 | 3 621 62 |
| Commissions & Fees: | | | | | | |
| Collector for Collecting | 830 45 | 5 596 22 | 1 518 68 | 2 083 71 | 1 580 53 | 886 10 |
| Discount | 1 001 61 | 3 312 86 | 851 20 | 2 622 19 | 2 055 84 | 1 062 21 |
| Sundry Credits | 327 66 | 94 | 295 00 | 70 | - 0 - | - 0 - |
| Article 7335 | - 0 - | - 0 - | - 0 - | 94 84 | - 0 - | - 0 - |
| State Aid | - 0 - | - 0 - | - 0 - | - 0 - | - 0 - | - 0 - |
| Balance Due State | 8 83 | 886 16 | 128 47 | - 0 - | 217 22 | 28 52 |
| DEPOSITORY INTEREST: | | | | | | |
| DR: Depository Interest Collected | - 0 - | - 0 - | - 0 - | - 0 - | - 0 - | - 0 - |
| TOTAL DEBITS | 44 902 97 | 299 294 04 | 83 027 27 | 107 495 96 | 84 796 22 | 51 277 83 |
| TOTAL CREDITS | 4 541 67 | 25 079 80 | 8 908 12 | 5 490 07 | 6 216 54 | 6 437 45 |
| TOTAL NET COLLECTIONS | \$ 40 361 30 | \$ 274 214 24 | \$ 74 119 15 | \$ 102 005 89 | \$ 78 579 68 | \$ 44 840 38 |

TABLE NO. 1
TAX ASSESSOR—COLLECTORS' ACCOUNTS FOR 1970
 Showing The Classes of State Charges, Credits Allowed, Expense To The State
 For Assessing And Collecting And Net Amount Collected
 For Fiscal Year July 1, 1970 to June 30, 1971, Both Inclusive

| | LOVING | LUBBOCK | LYNN | MADISON | MARION | MARTIN |
|--|---------------------|----------------------|---------------------|---------------------|---------------------|---------------------|
| AD VALOREM: | | | | | | |
| DR: Charged on 1970 Rolls | \$ 18 906 05 | \$ 930 452 71 | \$ 52 935 18 | \$ 52 524 70 | \$ 38 334 69 | \$ 41 448 10 |
| Supplemental Assessments | 2 06 | 3 834 46 | 10 00 | 26 69 | 140 15 | 1 418 05 |
| Insolvent Collections | - 0 - | 4 971 48 | 21 91 | - 0 - | 67 80 | - 0 - |
| Delinquent Collections | 310 39 | 34 103 17 | 674 75 | 456 06 | 1 896 05 | 770 44 |
| Penalty & Interest | 78 27 | 10 956 14 | 205 69 | 190 39 | 593 55 | 168 61 |
| Sundry Debits | 85 | 3 72 | - 0 - | 9 72 | 45 | 97 44 |
| CR: Insolvent List | 10 87 | 19 325 86 | 589 88 | 81 41 | 445 89 | 37 38 |
| Errors in Assessments | 86 82 | 7 763 45 | 295 85 | 214 78 | 126 21 | 1 599 38 |
| Delinquent List | 307 31 | 41 759 59 | 1 730 86 | 1 189 89 | 2 592 76 | 567 20 |
| Commissions & Fees: | | | | | | |
| Collector for Collecting | 370 35 | 17 871 89 | 1 003 53 | 1 010 57 | 690 04 | 811 00 |
| Discount | 375 20 | 21 874 33 | 1 048 33 | 1 182 20 | 913 18 | 1 042 81 |
| Sundry Credits | 13 20 | 4 11 | 15 71 | 9 70 | 3 26 | 30 32 |
| Article 7335 | - 0 - | - 0 - | - 0 - | - 0 - | 273 46 | - 0 - |
| State Aid | - 0 - | - 0 - | - 0 - | - 0 - | - 0 - | - 0 - |
| Balance Due State | 5 45 | - 0 - | 6 32 | 1 11 | 48 02 | - 0 - |
| DEPOSITORY INTEREST: | | | | | | |
| DR: Depository Interest Collected | - 0 - | - 0 - | - 0 - | - 0 - | - 0 - | - 0 - |
| TOTAL DEBITS | 19 297 62 | 984 321 68 | 53 847 53 | 53 207 56 | 41 032 69 | 43 902 64 |
| TOTAL CREDITS | 1 169 20 | 108 599 23 | 4 690 48 | 3 689 66 | 5 092 82 | 4 088 09 |
| TOTAL NET COLLECTIONS | \$ 18 128 42 | \$ 875 722 45 | \$ 49 157 05 | \$ 49 517 90 | \$ 35 939 87 | \$ 39 814 55 |

TABLE NO. 1
TAX ASSESSOR—COLLECTORS' ACCOUNTS FOR 1970
 Showing The Classes of State Charges, Credits Allowed, Expense To The State
 For Assessing And Collecting And Net Amount Collected
 For Fiscal Year July 1, 1970 to June 30, 1971, Both Inclusive

| | MASON | MATAGORDA | MAVERICK | McCULLOCH | McLENNAN | McMULLEN |
|--|---------------------|----------------------|----------------------|---------------------|----------------------|---------------------|
| AD VALOREM: | | | | | | |
| DR: Charged on 1970 Rolls | \$ 39 937 50 | \$ 328 293 26 | \$ 109 191 43 | \$ 42 487 18 | \$ 671 683 96 | \$ 50 266 19 |
| Supplemental Assessments | 62 39 | 201 29 | 5 716 02 | 3 70 | 124 96 | 75 92 |
| Insolvent Collections | 65 01 | 372 54 | 513 05 | 57 42 | 2 869 74 | - 0 - |
| Delinquent Collections | 636 65 | 3 222 49 | 6 618 51 | 616 69 | 17 304 39 | 840 18 |
| Penalty & Interest | 245 91 | 1 095 90 | 1 829 05 | 217 80 | 5 410 92 | 220 75 |
| Sundry Debits | - 0 - | 88 36 | 28 228 13 | - 0 - | - 0 - | - 0 - |
| CR: Insolvent List | 194 35 | 7 801 55 | 2 225 47 | 867 96 | 19 928 71 | 145 78 |
| Errors in Assessments | 53 03 | 458 76 | 6 780 53 | 74 06 | 5 428 89 | 166 95 |
| Delinquent List | 164 92 | 4 370 53 | 9 890 26 | 972 70 | 21 659 43 | 293 48 |
| Commissions & Fees: | | | | | | |
| Collector for Collecting | 776 74 | 6 159 52 | 2 044 22 | 811 83 | 12 821 86 | 966 85 |
| Discount | 894 77 | 8 414 25 | 1 440 82 | 875 20 | 9 284 15 | 1 401 45 |
| Sundry Credits | - 0 - | 256 15 | 225 46 | 29 15 | - 0 - | - 0 - |
| Article 7335 | 131 99 | - 0 - | 1 224 81 | 340 27 | 2 260 05 | - 0 - |
| State Aid | - 0 - | 4 27 | - 0 - | - 0 - | - 0 - | - 0 - |
| Balance Due State | 16 11 | 90 36 | 1 561 10 | - 0 - | - 0 - | 21 06 |
| DEPOSITORY INTEREST: | | | | | | |
| DR: Depository Interest Collected | - 0 - | - 0 - | - 0 - | - 0 - | - 0 - | - 0 - |
| TOTAL DEBITS | 40 947 46 | 333 273 84 | 152 096 19 | 43 382 79 | 697 393 97 | 51 403 04 |
| TOTAL CREDITS | 2 231 91 | 27 555 39 | 25 392 67 | 3 971 17 | 71 383 09 | 2 995 57 |
| TOTAL NET COLLECTIONS | \$ 38 715 55 | \$ 305 718 45 | \$ 126 703 52 | \$ 39 411 62 | \$ 626 010 88 | \$ 48 407 47 |

TABLE NO. 1
TAX ASSESSOR-COLLECTORS' ACCOUNTS FOR 1970
 Showing The Classes of State Charges, Credits Allowed, Expense To The State
 For Assessing And Collecting And Net Amount Collected
 For Fiscal Year July 1, 1970 to June 30, 1971, Both Inclusive

| | MEDINA | MENARD | MIDLAND | MILAM | MILLS | MITCHELL |
|-----------------------------------|---------------------|--------------------|----------------------|----------------------|---------------------|----------------------|
| AD VALOREM: | | | | | | |
| DR: Charged on 1970 Rolls | \$ 83 881 47 | \$ 8 636 14 | \$ 365 141 98 | \$ 111 714 31 | \$ 16 902 38 | \$ 126 229 75 |
| Supplemental Assessments | 777 53 | 2 96 | 3 170 73 | 218 04 | 24 13 | 37 44 |
| Insolvent Collections | 651 31 | 3 36 | 966 64 | 1 180 55 | 9 32 | 320 43 |
| Delinquent Collections | 5 810 56 | 164 83 | 7 079 52 | 6 905 54 | 366 99 | 3 025 82 |
| Penalty & Interest | 1 913 75 | 65 57 | 1 980 62 | 1 949 93 | 89 84 | 996 63 |
| Sundry Debits | 400 00 | - 0 - | 27 90 | 25 26 | 57 56 | 90 |
| CR: Insolvent List | 914 99 | 285 37 | 3 197 66 | 2 382 77 | 37 45 | 514 40 |
| Errors in Assessments | 104 85 | 1 033 15 | 4 495 56 | 206 71 | 28 28 | 141 71 |
| Delinquent List | 4 414 69 | 499 78 | 9 866 07 | 4 593 16 | 572 30 | 1 793 65 |
| Commissions & Fees: | | | | | | |
| Collector for Collecting | 1 717 27 | 140 19 | 7 037 87 | 2 241 56 | 320 18 | 2 494 68 |
| Discount | 1 736 48 | 45 44 | 8 886 12 | 2 711 79 | 309 59 | 3 425 76 |
| Sundry Credits | 509 47 | - 0 - | 614 54 | - 0 - | 2 12 | 708 56 |
| Article 7335 | 1 238 85 | 30 86 | - 0 - | - 0 - | - 0 - | 284 32 |
| State Aid | - 0 - | - 0 - | - 0 - | 13 22 | - 0 - | - 0 - |
| Balance Due State | - 0 - | 01 | 7 35 | 21 93 | 16 45 | 90 |
| DEPOSITORY INTEREST: | | | | | | |
| DR: Depository Interest Collected | - 0 - | - 0 - | - 0 - | - 0 - | - 0 - | - 0 - |
| TOTAL DEBITS | 93 434 62 | 8 872 86 | 378 367 39 | 121 993 63 | 17 450 22 | 130 610 97 |
| TOTAL CREDITS | 10 636 60 | 2 034 80 | 34 105 17 | 12 171 14 | 1 286 37 | 9 363 98 |
| TOTAL NET COLLECTIONS | \$ 82 798 02 | \$ 6 838 06 | \$ 344 262 22 | \$ 109 822 49 | \$ 16 163 85 | \$ 121 246 99 |

TABLE NO. 1
TAX ASSESSOR-COLLECTORS' ACCOUNTS FOR 1970
 Showing The Classes of State Charges, Credits Allowed, Expense To The State
 For Assessing And Collecting And Net Amount Collected
 For Fiscal Year July 1, 1970 to June 30, 1971, Both Inclusive

| | MONTAGUE | MONTGOMERY | MOORE | MORRIS | MOTLEY | NACOG- DOCHES |
|-----------------------------------|---------------------|----------------------|----------------------|---------------------|---------------------|----------------------|
| AD VALOREM: | | | | | | |
| DR: Charged on 1970 Rolls | \$ 86 134 60 | \$ 602 205 61 | \$ 169 569 74 | \$ 60 762 25 | \$ 25 585 18 | \$ 158 162 56 |
| Supplemental Assessments | 578 74 | 5 105 66 | 11 | 14 10 | 367 65 | 367 59 |
| Insolvent Collections | 410 91 | 339 01 | 43 99 | 78 83 | 66 26 | 107 97 |
| Delinquent Collections | 4 291 85 | 10 796 58 | 290 96 | 661 58 | 198 61 | 1 121 79 |
| Penalty & Interest | 1 577 40 | 3 545 05 | 88 75 | 241 76 | 50 40 | 585 14 |
| Sundry Debits | 214 73 | 372 07 | - 0 - | - 0 - | - 0 - | - 0 - |
| CR: Insolvent List | 832 10 | 494 77 | 335 82 | 511 28 | 108 72 | 487 87 |
| Errors in Assessments | 2 262 20 | 20 127 98 | 2 487 66 | 25 69 | 13 53 | 6 424 23 |
| Delinquent List | 6 133 79 | 62 480 08 | 430 97 | 645 01 | 698 42 | 3 982 28 |
| Commissions & Fees: | | | | | | |
| Collector for Collecting | 1 634 12 | 10 700 62 | 3 242 13 | 1 178 13 | 496 37 | 2 906 00 |
| Discount | 1 714 24 | 3 861 41 | 4 632 49 | 1 668 41 | 626 54 | 2 796 67 |
| Sundry Credits | 1 231 78 | 379 50 | 116 98 | - 0 - | 73 07 | - 0 - |
| Article 7335 | 905 20 | 2 306 82 | - 0 - | - 0 - | - 0 - | - 0 - |
| State Aid | - 0 - | - 0 - | - 0 - | - 0 - | - 0 - | - 0 - |
| Balance Due State | 509 15 | - 0 - | - 0 - | 83 | 3 43 | 186 87 |
| DEPOSITORY INTEREST: | | | | | | |
| DR: Depository Interest Collected | - 0 - | - 0 - | - 0 - | - 0 - | - 0 - | - 0 - |
| TOTAL DEBITS | 93 208 23 | 622 363 98 | 169 993 55 | 61 758 52 | 26 268 10 | 160 345 05 |
| TOTAL CREDITS | 15 222 58 | 100 351 18 | 11 246 05 | 4 029 35 | 2 020 08 | 16 783 92 |
| TOTAL NET COLLECTIONS | \$ 77 985 65 | \$ 522 012 80 | \$ 158 747 50 | \$ 57 729 17 | \$ 24 248 02 | \$ 143 561 13 |

TABLE NO. 1
TAX ASSESSOR—COLLECTORS' ACCOUNTS FOR 1970
 Showing The Classes of State Charges, Credits Allowed, Expense To The State
 For Assessing And Collecting And Net Amount Collected
 For Fiscal Year July 1, 1970 to June 30, 1971, Both Inclusive

| | NAVARRO | NEWTON | NOLAN | NUECES | OCHILTREE | OLDHAM |
|-----------------------------------|----------------------|---------------------|----------------------|------------------------|----------------------|---------------------|
| AD VALOREM: | | | | | | |
| DR: Charged on 1970 Rolls | \$ 154 968 88 | \$ 63 356 58 | \$ 106 460 90 | \$ 1 509 282 79 | \$ 125 938 46 | \$ 46 701 74 |
| Supplemental Assessments | 302 95 | 1 222 78 | 52 17 | 1 175 10 | 523 20 | - 0 - |
| Insolvent Collections | 43 66 | 89 35 | 224 14 | 7 612 09 | 465 74 | 284 51 |
| Delinquent Collections | 4 281 66 | 1 890 02 | 1 236 09 | 30 107 04 | 786 50 | 671 53 |
| Penalty & Interest | 1 339 40 | 701 22 | 611 56 | 11 265 65 | 331 94 | 273 93 |
| Sundry Debits | 12 02 | 1 31 | 31 | 74 06 | 29 | - 0 - |
| CR: Insolvent List | 4 623 28 | 1 253 30 | 509 36 | 13 855 51 | 1 469 42 | 808 80 |
| Errors in Assessments | 768 22 | 546 26 | 260 72 | 11 448 47 | 96 16 | 645 25 |
| Delinquent List | 4 224 27 | 3 232 74 | 1 428 03 | 35 003 60 | 688 85 | 3 811 13 |
| Commissions & Fees: | | | | | | |
| Collector for Collecting | 2 955 06 | 1 221 53 | 2 073 28 | 29 222 43 | 2 456 37 | 818 11 |
| Discount | 3 573 33 | 1 074 93 | 2 722 97 | 38 013 99 | 2 972 50 | 920 48 |
| Sundry Credits | 53 21 | 386 87 | - 0 - | - 0 - | - 0 - | - 0 - |
| Article 7335 | 821 37 | 411 85 | - 0 - | - 0 - | 1 71 | - 0 - |
| State Aid | - 0 - | - 0 - | - 0 - | - 0 - | - 0 - | - 0 - |
| Balance Due State | 92 51 | 23 57 | - 0 - | 01 | 29 | 25 58 |
| DEPOSITORY INTEREST: | | | | | | |
| DR: Depository Interest Collected | - 0 - | - 0 - | - 0 - | - 0 - | - 0 - | - 0 - |
| TOTAL DEBITS | 160 948 57 | 67 261 26 | 108 585 17 | 1 559 516 73 | 128 046 13 | 47 931 71 |
| TOTAL CREDITS | 17 111 25 | 8 151 05 | 6 994 36 | 127 544 01 | 7 685 30 | 7 029 35 |
| TOTAL NET COLLECTIONS | \$ 143 837 32 | \$ 59 110 21 | \$ 101 590 81 | \$ 1 431 972 72 | \$ 120 360 83 | \$ 40 902 36 |

TABLE NO. 1
 TAX ASSESSOR—COLLECTORS' ACCOUNTS FOR 1970
 Showing The Classes of State Charges, Credits Allowed, Expense To The State
 For Assessing And Collecting And Net Amount Collected
 For Fiscal Year July 1, 1970 to June 30, 1971, Both Inclusive

| | ORANGE | PALO PINTO | PANOLA | PARKER | PARMER | PECOS |
|-----------------------------------|----------------------|---------------------|----------------------|----------------------|---------------------|----------------------|
| AD VALOREM: | | | | | | |
| DR: Charged on 1970 Rolls | \$ 483 469.24 | \$ 101 736 74 | \$ 129 793 59 | \$ 120 376 04 | \$ 55 687 02 | \$ 378 669 14 |
| Supplemental Assessments | 305 98 | 302 77 | 89 03 | 349 83 | 9 25 | 128 59 |
| Insolvent Collections | 696 11 | 651 47 | 9 58 | 2 033 03 | 80 49 | 1 41 |
| Delinquent Collections | 16 883 47 | 3 639 35 | 3 183 93 | 4 613 62 | 875 87 | 4 273 60 |
| Penalty & Interest | 4 415 72 | 1 344 14 | 867 17 | 1 926 45 | 258 82 | 1 030 08 |
| Sundry Debits | 12 48 | 13 24 | 11 12 | 651 84 | 23 20 | 11 |
| CR: Insolvent List | 1 549 46 | 2 606 34 | 82 78 | 6 170 71 | 334 15 | 452 01 |
| Errors in Assessments | 3 062 31 | 1 000 11 | 247 29 | 2 776 15 | 89 54 | 834 50 |
| Delinquent List | 15 414 46 | 5 709 06 | 2 333 40 | 14 964 93 | 719 65 | 3 737 79 |
| Commissions & Fees: | | | | | | |
| Collector for Collecting | 9 483 67 | 1 920 48 | 2 556 57 | 1 967 40 | 1 093 09 | 7 371 40 |
| Discount | 11 558 33 | 2 348 30 | 3 455 05 | 1 377 99 | 1 113 45 | 10 507 35 |
| Sundry Credits | 6 75 | 64 71 | 262 57 | 507 75 | 14 52 | 02 |
| Article 7335 | 3 309 89 | 60 54 | - 0 - | 1 229 95 | - 0 - | 752 49 |
| State Aid | - 0 - | - 0 - | - 0 - | - 0 - | - 0 - | - 0 - |
| Balance Due State | 4 15 | 5 45 | - 0 - | - 0 - | - 0 - | - 0 - |
| DEPOSITORY INTEREST: | | | | | | |
| DR: Depository Interest Collected | - 0 - | - 0 - | - 0 - | - 0 - | - 0 - | - 0 - |
| TOTAL DEBITS | 505 783 00 | 107 687 71 | 133 954 42 | 129 950 81 | 56 934 65 | 384 102 93 |
| TOTAL CREDITS | 44 389 02 | 13 714 99 | 8 937 66 | 28 994 88 | 3 364 40 | 23 655 56 |
| TOTAL NET COLLECTIONS | \$ 461 393 98 | \$ 93 972 72 | \$ 125 016 76 | \$ 100 955 93 | \$ 53 570 25 | \$ 360 447 37 |

TABLE NO. 1
TAX ASSESSOR—COLLECTORS' ACCOUNTS FOR 1970
 Showing The Classes of State Charges, Credits Allowed, Expense To The State
 For Assessing And Collecting And Net Amount Collected
 For Fiscal Year July 1, 1970 to June 30, 1971, Both Inclusive

| | POLK | POTTER | PRESIDIO | RAINS | RANDALL | REAGAN |
|--|----------------------|----------------------|---------------------|---------------------|----------------------|----------------------|
| AD VALOREM: | | | | | | |
| DR: Charged on 1970 Rolls | \$ 132 951 80 | \$ 217 802 77 | \$ 53 247 93 | \$ 19 557 31 | \$ 125 731 59 | \$ 108 537 59 |
| Supplemental Assessments | 506 43 | 5 377 08 | 251 53 | 98 50 | 196 20 | 174 09 |
| Insolvent Collections | 34 02 | 2 939 93 | 34 85 | - 0 - | 1 139 96 | 66 81 |
| Delinquent Collections | 3 826 21 | 5 391 00 | 3 044 03 | 1 334 47 | 5 059 72 | 383 58 |
| Penalty & Interest | 1 161 22 | 3 080 91 | 969 08 | 640 39 | 1 477 01 | 135 82 |
| Sundry Debits | 271 24 | - 0 - | 19 63 | 7 31 | 15 | 85 |
| CR: Insolvent List | 219 01 | 5 206 66 | 125 26 | 71 32 | 1 895 38 | 139 32 |
| Errors in Assessments | 714 40 | 15 260 85 | 68 99 | 161 68 | 683 89 | 327 92 |
| Delinquent List | 8 055 76 | 21 084 27 | 2 928 03 | 1 062 76 | 2 556 68 | 2 189 07 |
| Commissions & Fees: | | | | | | |
| Collector for Collecting | 2 473 14 | 3 828 28 | 1 065 56 | 398 04 | 2 510 52 | 2 075 79 |
| Discount | 1 221 05 | 1 622 17 | 1 147 00 | 436 15 | 2 943 32 | 2 851 29 |
| Sundry Credits | 78 63 | - 0 - | 69 03 | 1 05 | 167 99 | 197 08 |
| Article 7335 | 135 87 | - 0 - | 1 262 56 | 103 95 | - 0 - | - 0 - |
| State Aid | - 0 - | - 0 - | - 0 - | - 0 - | - 0 - | - 0 - |
| Balance Due State | 107 11 | - 0 - | 20 94 | 1 06 | 40 39 | - 0 - |
| DEPOSITORY INTEREST: | | | | | | |
| DR: Depository Interest Collected | - 0 - | - 0 - | - 0 - | - 0 - | - 0 - | - 0 - |
| TOTAL DEBITS | 138 750 92 | 234 591 69 | 57 567 05 | 21 637 98 | 133 604 63 | 109 298 74 |
| TOTAL CREDITS | 13 004 97 | 47 002 23 | 6 687 37 | 2 236 01 | 10 798 17 | 7 780 47 |
| TOTAL NET COLLECTIONS | \$ 125 745 95 | \$ 187 589 46 | \$ 50 879 68 | \$ 19 401 97 | \$ 122 806 46 | \$ 101 518 27 |

TABLE NO. 1
TAX ASSESSOR—COLLECTORS' ACCOUNTS FOR 1970
 Showing The Classes of State Charges, Credits Allowed, Expense To The State
 For Assessing And Collecting And Net Amount Collected
 For Fiscal Year July 1, 1970 to June 30, 1971, Both Inclusive

| | REAL | RED RIVER | REEVES | REFUGIO | ROBERTS | ROBERTSON |
|-----------------------------------|--------------------|--------------------|----------------------|----------------------|---------------------|---------------------|
| AD VALOREM: | | | | | | |
| DR: Charged on 1970 Rolls | \$ 8 221 24 | \$ 5 503 18 | \$ 231 409 96 | \$ 345 227 11 | \$ 57 781 15 | \$ 46 364 80 |
| Supplemental Assessments | 21 28 | 130 92 | 186 50 | 78 22 | 41 50 | 223 65 |
| Insolvent Collections | 60 34 | - 0 - | 599 49 | 1 89 | 70 56 | 9 03 |
| Delinquent Collections | 239 44 | 723 49 | 11 143 45 | 912 05 | 487 60 | 1 323 71 |
| Penalty & Interest | 121 90 | 276 10 | 3 931 26 | 228 58 | 215 95 | 404 59 |
| Sundry Debits | 36 | 76 46 | 105 83 | - 0 - | 77 50 | 51 19 |
| CR: Insolvent List | 100 96 | 508 31 | 1 847 07 | 78 55 | 23 96 | 214 62 |
| Errors in Assessments | 33 92 | 525 10 | 660 01 | 16 14 | 73 46 | 171 30 |
| Delinquent List | 486 82 | 3 502 15 | 9 425 51 | 1 616 47 | 166 77 | 1 643 93 |
| Commissions & Fees: | | | | | | |
| Collector for Collecting | 157 84 | 43 49 | 4 653 73 | 6 693 28 | 1 151 17 | 915 60 |
| Discount | 150 11 | - 0 - | 2 668 73 | 10 072 88 | 774 38 | 516 39 |
| Sundry Credits | - 0 - | 130 01 | 799 48 | 1 69 | 128 93 | 52 28 |
| Article 7335 | - 0 - | 200 14 | 1 201 97 | - 0 - | 20 61 | - 0 - |
| State Aid | - 0 - | - 0 - | - 0 - | - 0 - | - 0 - | - 0 - |
| Balance Due State | 71 | 17 29 | 113 91 | - 0 - | - 0 - | - 0 - |
| DEPOSITORY INTEREST: | | | | | | |
| DR: Depository Interest Collected | - 0 - | - 0 - | - 0 - | - 0 - | - 0 - | - 0 - |
| TOTAL DEBITS | 8 664 56 | 6 710 15 | 247 376 49 | 346 447 85 | 58 674 26 | 48 376 97 |
| TOTAL CREDITS | 930 36 | 4 926 49 | 21 370 41 | 18 479 01 | 2 339 28 | 3 514 12 |
| TOTAL NET COLLECTIONS | \$ 7 734 20 | \$ 1 783 66 | \$ 226 006 08 | \$ 327 968 84 | \$ 56 334 98 | \$ 44 862 85 |

TABLE NO. 1
TAX ASSESSOR—COLLECTORS' ACCOUNTS FOR 1970
 Showing The Classes of State Charges, Credits Allowed, Expense To The State
 For Assessing And Collecting And Net Amount Collected
 For Fiscal Year July 1, 1970 to June 30, 1971, Both Inclusive

| | ROCKWALL | RUNNELS | RUSK | SABINE | SAN AUGUSTINE | SAN JACINTO |
|-----------------------------------|---------------------|----------------------|----------------------|---------------------|---------------------|---------------------|
| AD VALOREM: | | | | | | |
| DR: Charged on 1970 Rolls | \$ 33 399 57 | \$ 111 085 25 | \$ 264 198 32 | \$ 29 474 46 | \$ 23 384 98 | \$ 45 775 57 |
| Supplemental Assessments | 112 67 | 2 972 62 | 270 56 | 32 18 | 158 03 | 258 63 |
| Insolvent Collections | 11 10 | 134 44 | 188 79 | - 0 - | - 0 - | 1 68 |
| Delinquent Collections | 1 228 94 | 2 633 77 | 1 504 37 | 352 37 | 1 403 78 | 2 217 15 |
| Penalty & Interest | 375 87 | 884 41 | 511 08 | 158 81 | 397 02 | 640 46 |
| Sundry Debits | 557 07 | 13 82 | 93 69 | 295 20 | 16 28 | 2 298 84 |
| CR: Insolvent List | 183 19 | 573 28 | 1 140 49 | - 0 - | 42 01 | 170 13 |
| Errors in Assessments | 847 93 | 3 645 59 | 686 75 | 293 13 | 73 82 | 719 26 |
| Delinquent List | 3 151 32 | 4 161 36 | 3 578 90 | 2 641 95 | 1 449 74 | 6 277 72 |
| Commissions & Fees: | | | | | | |
| Collector for Collecting | 581 85 | 2 140 17 | 5 080 58 | 530 07 | 466 11 | 769 23 |
| Discount | 690 71 | 2 336 36 | 7 283 04 | 564 87 | 470 11 | 402 38 |
| Sundry Credits | - 0 - | - 0 - | 326 47 | 1 00 | 32 48 | 72 77 |
| Article 7335 | - 0 - | 529 78 | - 0 - | - 0 - | - 0 - | 171 03 |
| State Aid | - 0 - | - 0 - | - 0 - | - 0 - | - 0 - | - 0 - |
| Balance Due State | 593 84 | - 0 - | - 0 - | 145 30 | - 0 - | 127 95 |
| DEPOSITORY INTEREST: | | | | | | |
| DR: Depository Interest Collected | - 0 - | - 0 - | - 0 - | - 0 - | - 0 - | - 0 - |
| TOTAL DEBITS | 35 685 22 | 117 724 31 | 266 766 81 | 30 313 02 | 25 360 09 | 51 192 33 |
| TOTAL CREDITS | 6 048 84 | 13 386 54 | 18 096 23 | 4 176 32 | 2 534 27 | 8 710 47 |
| TOTAL NET COLLECTIONS | \$ 29 636 38 | \$ 104 337 77 | \$ 248 670 58 | \$ 26 136 70 | \$ 22 825 82 | \$ 42 481 86 |

TABLE NO. 1
TAX ASSESSOR--COLLECTORS' ACCOUNTS FOR 1970
 Showing The Classes of State Charges, Credits Allowed, Expense To The State
 For Assessing And Collecting And Net Amount Collected
 For Fiscal Year July 1, 1970 to June 30, 1971, Both Inclusive

| | SAN PATRICIO | SAN SABA | SCHLEICHER | SCURRY | SHACKELFORD | SHELBY |
|--|----------------------|---------------------|---------------------|----------------------|---------------------|---------------------|
| AD VALOREM: | | | | | | |
| DR: Charged on 1970 Rolls | \$ 358 233 28 | \$ 37 549 30 | \$ 54 913 30 | \$ 536 085 08 | \$ 52 297 05 | \$ 30 765 99 |
| Supplemental Assessments | 551 46 | 14 80 | 54 93 | 1 541 42 | 6 95 | 1 327 62 |
| Insolvent Collections | 1 213 78 | 149 69 | - 0 - | 94 57 | 210 66 | - 0 - |
| Delinquent Collections | 10 519 18 | 758 00 | 579 71 | 1 990 99 | 1 075 90 | 1 275 19 |
| Penalty & Interest | 2 930 63 | 355 05 | 130 04 | 534 78 | 412 13 | 437 21 |
| Sundry Debits | 168 32 | - 0 - | 05 | 151 63 | 103 19 | 46 91 |
| CR: Insolvent List | 4 479 57 | 423 38 | 62 65 | 176 38 | 299 75 | 58 83 |
| Errors in Assessments | 2 487 81 | 69 74 | 21 54 | 793 27 | 95 12 | 1 286 70 |
| Delinquent List | 14 766 88 | 916 94 | 410 14 | 3 098 20 | 1 027 02 | 1 929 17 |
| Commissions & Fees: | | | | | | |
| Collector for Collecting | 6 901 20 | 733 62 | 1 075 79 | 10 447 58 | 998 41 | 564 45 |
| Discount | 6 654 00 | 734 64 | 1 395 05 | 13 925 43 | 1 256 38 | 601 67 |
| Sundry Credits | - 0 - | - 0 - | - 0 - | 19 97 | 6 93 | - 0 - |
| Article 7335 | 603 48 | - 0 - | - 0 - | - 0 - | 223 69 | 117 62 |
| State Aid | - 0 - | - 0 - | - 0 - | - 0 - | - 0 - | - 0 - |
| Balance Due State | 165 30 | 04 | - 0 - | 6 40 | 123 21 | 141 62 |
| DEPOSITORY INTEREST: | | | | | | |
| DR: Depository Interest Collected | - 0 - | - 0 - | - 0 - | - 0 - | - 0 - | - 0 - |
| TOTAL DEBITS | 373 616 65 | 38 826 84 | 55 678 03 | 540 398 47 | 54 105 88 | 33 852 92 |
| TOTAL CREDITS | 36 058 24 | 2 878 36 | 2 965 17 | 28 467 23 | 4 030 51 | 4 700 06 |
| TOTAL NET COLLECTIONS | \$ 337 558 41 | \$ 35 948 48 | \$ 52 712 86 | \$ 511 931 24 | \$ 50 075 37 | \$ 29 152 86 |

TABLE NO. 1
TAX ASSESSOR—COLLECTORS' ACCOUNTS FOR 1970
 Showing The Classes of State Charges, Credits Allowed, Expense To The State
 For Assessing And Collecting And Net Amount Collected
 For Fiscal Year July 1, 1970 to June 30, 1971, Both Inclusive

| | SHERMAN | SMITH | SOMERVELL | STARR | STEPHENS | STERLING |
|--|---------------------|----------------------|------------------|----------------------|---------------------|---------------------|
| AD VALOREM: | | | | | | |
| DR: Charged on 1970 Rolls | \$ 102 205 88 | \$ 387 213 54 | \$ 1 061 64 | \$ 183 700 35 | \$ 61 132 50 | \$ 34 894 00 |
| Supplemental Assessments | 195 70 | 1 134 78 | 13 04 | 543 32 | 43 47 | - 0 - |
| Insolvent Collections | 242 14 | 3 114 07 | - 0 - | 2 70 | 686 91 | - 0 - |
| Delinquent Collections | 1 019 90 | 9 491 79 | 7 16 | 4 825 80 | 1 808 00 | 90 71 |
| Penalty & Interest | 303 65 | 3 445 56 | 23 64 | 1 370 85 | 746 27 | 28 04 |
| Sundry Debits | - 0 - | 48 91 | - 0 - | 56 82 | 3 26 | 145 16 |
| CR: Insolvent List | 979 86 | 10 156 40 | 23 23 | 272 98 | 794 90 | 79 06 |
| Errors in Assessments | 468 11 | 4 917 76 | 14 29 | 1 128 42 | 276 28 | 85 13 |
| Delinquent List | 1 369 64 | 7 612 14 | 672 75 | 7 268 95 | 1 264 71 | 658 80 |
| Commissions & Fees: | | | | | | |
| Collector for Collecting | 1 971 41 | 7 213 20 | 7 91 | 3 538 97 | 1 214 88 | 668 87 |
| Discount | 2 579 07 | 9 133 82 | - 0 - | 4 824 25 | 1 340 98 | 659 36 |
| Sundry Credits | - 0 - | 21 59 | - 0 - | 81 10 | - 0 - | 132 78 |
| Article 7335 | - 0 - | 1 881 44 | 1 61 | - 0 - | 424 24 | - 0 - |
| State Aid | - 0 - | - 0 - | - 0 - | - 0 - | - 0 - | - 0 - |
| Balance Due State | 10 | 278 80 | - 0 - | 3 68 | - 0 - | 3 91 |
| DEPOSITORY INTEREST: | | | | | | |
| DR: Depository Interest Collected | - 0 - | - 0 - | - 0 - | - 0 - | - 0 - | - 0 - |
| TOTAL DEBITS | 103 967 27 | 404 448 65 | 1 105 48 | 190 499 84 | 64 420 41 | 35 157 91 |
| TOTAL CREDITS | 7 368 19 | 41 215 15 | 719 79 | 17 118 35 | 5 315 99 | 2 287 91 |
| TOTAL NET COLLECTIONS | \$ 96 599 08 | \$ 363 233 50 | \$ 385 69 | \$ 173 381 49 | \$ 59 104 42 | \$ 32 870 00 |

TABLE NO. 1
TAX ASSESSOR—COLLECTORS' ACCOUNTS FOR 1970
 Showing The Classes of State Charges, Credits Allowed, Expense To The State
 For Assessing And Collecting And Net Amount Collected
 For Fiscal Year July 1, 1970 to June 30, 1971, Both Inclusive

| | STONEWALL | SUTTON | SWISHER | TARRANT | TAYLOR | TERRELL |
|-----------------------------------|--------------------|---------------------|---------------------|------------------------|----------------------|---------------------|
| AD VALOREM: | | | | | | |
| DR: Charged on 1970 Rolls | \$ 8 156 05 | \$ 35 111 48 | \$ 72 880 70 | \$ 2 887 126 69 | \$ 393 486 07 | \$ 30 321 02 |
| Supplemental Assessments | 6 83 | 14 47 | 193 95 | 9 055 13 | 1 608 12 | 12 |
| Insolvent Collections | 16 49 | 7 33 | 306 69 | 15 659 72 | 2 036 01 | 12 05 |
| Delinquent Collections | 128 06 | 766 26 | 1 508 00 | 75 059 81 | 19 764 20 | 220 50 |
| Penalty & Interest | 72 04 | 376 25 | 498 26 | 24 142 86 | 6 529 21 | 89 66 |
| Sundry Debits | 3 00 | 10 | 4 27 | - 0 - | 117 15 | 15 89 |
| CR: Insolvent List | 276 29 | 89 93 | 2 167 92 | 49 984 50 | 4 053 78 | 52 45 |
| Errors in Assessments | 140 65 | 30 23 | 985 44 | 51 286 34 | 20 067 70 | 3 78 |
| Delinquent List | 997 58 | 446 83 | 3 230 86 | 90 879 23 | 18 626 19 | 225 75 |
| Commissions & Fees: | | | | | | |
| Collector for Collecting | 135 74 | 699 41 | 1 314 85 | 55 331 51 | 7 446 23 | 592 33 |
| Discount | 25 33 | 738 23 | 1 393 52 | 51 403 11 | 8 438 48 | 745 90 |
| Sundry Credits | - 0 - | - 0 - | - 0 - | 6 739 34 | 7 10 | 15 87 |
| Article 7335 | - 0 - | 168 38 | - 0 - | - 0 - | 3 762 59 | - 0 - |
| State Aid | - 0 - | - 0 - | - 0 - | - 0 - | - 0 - | - 0 - |
| Balance Due State | - 0 - | - 0 - | - 0 - | - 0 - | 36 41 | 02 |
| DEPOSITORY INTEREST: | | | | | | |
| DR: Depository Interest Collected | - 0 - | - 0 - | - 0 - | - 0 - | - 0 - | - 0 - |
| TOTAL DEBITS | 8 382 47 | 36 275 89 | 75 391 87 | 3 011 044 21 | 423 540 76 | 30 659 24 |
| TOTAL CREDITS | 1 575 59 | 2 173 01 | 9 092 59 | 305 624 03 | 62 438 48 | 1 636 10 |
| TOTAL NET COLLECTIONS | \$ 6 806 88 | \$ 34 102 88 | \$ 66 299 28 | \$ 2 705 420 18 | \$ 361 102 28 | \$ 29 023 14 |

TABLE NO. 1
TAX ASSESSOR—COLLECTORS' ACCOUNTS FOR 1970
 Showing The Classes of State Charges, Credits Allowed, Expense To The State
 For Assessing And Collecting And Net Amount Collected
 For Fiscal Year July 1, 1970 to June 30, 1971, Both Inclusive

| | TERRY | THROCK— MORTON | TITUS | TOM GREEN | TRAVIS | TRINITY |
|-----------------------------------|----------------------|---------------------|---------------------|----------------------|------------------------|---------------------|
| AD VALOREM: | | | | | | |
| DR: Charged on 1970 Rolls | \$ 156 508 20 | \$ 36 097 82 | \$ 54 742 72 | \$ 276 413 15 | \$ 1 440 913 73 | \$ 32 077 01 |
| Supplemental Assessments | 347 37 | - 0 - | 26 64 | 712 21 | 8 878 10 | 432 58 |
| Insolvent Collections | 440 37 | 24 66 | 26 92 | 331 74 | 3 050 12 | - 0 - |
| Delinquent Collections | 2 151 85 | 1 790 57 | 434 90 | 5 053 93 | 58 748 90 | 596 41 |
| Penalty & Interest | 803 11 | 447 63 | 199 12 | 1 993 94 | 17 614 66 | 253 20 |
| Sundry Debits | 185 22 | 56 28 | 1 90 | 226 52 | 1 87 | 62 14 |
| CR: Insolvent List | 2 689 76 | 140 44 | 389 76 | 3 304 49 | 25 007 53 | 41 84 |
| Errors in Assessments | 1 013 96 | 33 77 | 376 16 | 9 017 29 | 18 689 32 | 277 25 |
| Delinquent List | 4 439 40 | 1 158 86 | 1 154 87 | 8 545 17 | 54 048 63 | 1 109 97 |
| Commissions & Fees: | | | | | | |
| Collector for Collecting | 2 970 56 | 683 24 | 1 043 03 | 5 170 27 | 27 972 81 | 608 01 |
| Discount | 3 735 44 | 684 70 | 1 360 13 | 5 150 39 | 32 820 46 | 775 41 |
| Sundry Credits | 36 | - 0 - | - 0 - | - 0 - | - 0 - | 27 84 |
| Article 7335 | - 0 - | - 0 - | - 0 - | - 0 - | - 0 - | - 0 - |
| State Aid | - 0 - | - 0 - | - 0 - | 470 75 | - 0 - | - 0 - |
| Balance Due State | 164 15 | 96 76 | - 0 - | 164 61 | - 0 - | - 0 - |
| DEPOSITORY INTEREST: | | | | | | |
| DR: Depository Interest Collected | - 0 - | - 0 - | - 0 - | - 0 - | - 0 - | - 0 - |
| TOTAL DEBITS | 160 436 12 | 38 416 96 | 55 432 20 | 284 731 49 | 1 529 207 38 | 33 421 34 |
| TOTAL CREDITS | 15 013 63 | 2 797 77 | 4 323 95 | 31 822 97 | 158 538 75 | 2 840 32 |
| TOTAL NET COLLECTIONS | \$ 145 422 49 | \$ 35 619 19 | \$ 51 108 25 | \$ 252 908 52 | \$ 1 370 668 63 | \$ 30 581 02 |

TABLE NO. 1
TAX ASSESSOR—COLLECTORS' ACCOUNTS FOR 1970
 Showing The Classes of State Charges, Credits Allowed, Expense To The State
 For Assessing And Collecting And Net Amount Collected
 For Fiscal Year July 1, 1970 to June 30, 1971, Both Inclusive

| | TYLER | UPSHUR | UPTON | UVALDE | VAL VERDE | VAN ZANDT |
|-----------------------------------|---------------------|---------------------|----------------------|---------------------|---------------------|----------------------|
| AD VALOREM: | | | | | | |
| DR: Charged on 1970 Rolls | \$ 76 014 53 | \$ 68 074 44 | \$ 193 133 95 | \$ 97 938 27 | \$ 85 211 49 | \$ 187 310 57 |
| Supplemental Assessments | 2 169 94 | 145 20 | 4 67 | 13 27 | 96 36 | 1 094 54 |
| Insolvent Collections | 28 52 | 109 98 | 86 50 | 1 548 21 | 309 70 | 117 19 |
| Delinquent Collections | 1 399 89 | 1 167 72 | 2 716 07 | 2 966 13 | 6 190 60 | 1 772 21 |
| Penalty & Interest | 342 37 | 345 00 | 1 027 70 | 1 425 94 | 4 074 20 | 719 17 |
| Sundry Debits | 208 30 | 1 09 | 01 | 136 91 | - 0 - | 138 00 |
| CR: Insolvent List | 86 00 | 159 20 | 101 98 | 4 018 61 | 843 63 | 1 563 25 |
| Errors in Assessments | 4 467 77 | 371 98 | 58 70 | 288 79 | 740 28 | 421 21 |
| Delinquent List | 4 598 44 | 4 295 47 | 2 446 00 | 4 168 41 | 2 370 45 | 3 729 43 |
| Commissions & Fees: | | | | | | |
| Collector for Collecting | 1 393 39 | 1 251 14 | 3 834 62 | 1 787 64 | 1 800 40 | 3 562 16 |
| Discount | 936 33 | 1 038 94 | 2 631 20 | 1 920 04 | 1 862 90 | 4 936 15 |
| Sundry Credits | 104 37 | 21 53 | 1 04 | 44 94 | 7 19 | - 0 - |
| Article 7335 | 10 40 | - 0 - | - 0 - | 855 78 | 1 567 36 | - 0 - |
| State Aid | - 0 - | - 0 - | - 0 - | - 0 - | - 0 - | - 0 - |
| Balance Due State | 304 62 | 54 41 | 01 | 334 81 | 46 82 | 31 30 |
| DEPOSITORY INTEREST: | | | | | | |
| DR: Depository Interest Collected | - 0 - | - 0 - | - 0 - | - 0 - | - 0 - | - 0 - |
| TOTAL DEBITS | 80 163 55 | 69 843 43 | 196 968 90 | 104 028 73 | 95 882 35 | 191 151 68 |
| TOTAL CREDITS | 11 901 32 | 7 192 67 | 9 073 55 | 13 419 02 | 9 239 03 | 14 243 50 |
| TOTAL NET COLLECTIONS | \$ 68 262 23 | \$ 62 650 76 | \$ 187 895 35 | \$ 90 609 71 | \$ 86 643 32 | \$ 176 908 18 |

TABLE NO. 1
TAX ASSESSOR-COLLECTORS' ACCOUNTS FOR 1970
 Showing The Classes of State Charges, Credits Allowed, Expense To The State
 For Assessing And Collecting And Net Amount Collected
 For Fiscal Year July 1, 1970 to June 30, 1971, Both Inclusive

| | VICTORIA | WALKER | WALLER | WARD | WASHINGTON | WEBB |
|--|----------------------|---------------------|----------------------|----------------------|---------------------|----------------------|
| AD VALOREM: | | | | | | |
| DR: Charged on 1970 Rolls | \$ 322 635 10 | \$ 99 330 81 | \$ 183 742 29 | \$ 255 554 49 | \$ 62 306 79 | \$ 360 063 49 |
| Supplemental Assessments | 550 51 | 3 681 80 | 304 77 | 384 07 | 469 20 | 2 404 37 |
| Insolvent Collections | 958 08 | 202 83 | 9 66 | 431 60 | 24 80 | 1 685 00 |
| Delinquent Collections | 3 495 60 | 2 249 66 | 822 89 | 2 549 31 | 1 213 08 | 18 121 98 |
| Penalty & Interest | 1 062 73 | 806 10 | 361 82 | 949 10 | 579 64 | 5 480 31 |
| Sundry Debits | - 0 - | 67 65 | 69 54 | 78 | 18 | 58 81 |
| CR: Insolvent List | 8 328 72 | 1 449 88 | 90 40 | 316 75 | 1 499 41 | 5 910 22 |
| Errors in Assessments | 1 240 90 | 5 847 77 | 219 90 | 951 48 | 311 44 | 2 133 78 |
| Delinquent List | 5 031 82 | 4 925 26 | 2 388 86 | 4 945 33 | 1 375 56 | 34 476 76 |
| Commissions & Fees: | | | | | | |
| Collector for Collecting | 6 115 42 | 1 856 80 | 3 550 41 | 5 034 39 | 1 170 10 | 6 746 41 |
| Discount | 8 329 83 | 1 209 61 | 5 022 96 | 1 908 40 | 1 151 89 | 7 947 86 |
| Sundry Credits | - 0 - | 77 18 | 25 | 428 33 | 02 | - 0 - |
| Article 7335 | 818 64 | 379 37 | - 0 - | 567 00 | - 0 - | 3 637 25 |
| State Aid | - 0 - | - 0 - | 21 47 | - 0 - | - 0 - | - 0 - |
| Balance Due State | - 0 - | - 0 - | - 0 - | 28 20 | 34 98 | 33 19 |
| DEPOSITORY INTEREST: | | | | | | |
| DR: Depository Interest Collected | - 0 - | - 0 - | - 0 - | - 0 - | - 0 - | - 0 - |
| TOTAL DEBITS | 328 702 02 | 106 338 85 | 185 310 97 | 259 869 35 | 64 593 69 | 387 813 96 |
| TOTAL CREDITS | 29 865 33 | 15 745 87 | 11 294 25 | 14 179 88 | 5 543 40 | 60 885 47 |
| TOTAL NET COLLECTIONS | \$ 298 836 69 | \$ 90 592 98 | \$ 174 016 72 | \$ 245 689 47 | \$ 59 050 29 | \$ 326 928 49 |

TABLE NO. 1
TAX ASSESSOR—COLLECTORS' ACCOUNTS FOR 1970
 Showing The Classes of State Charges, Credits Allowed, Expense To The State
 For Assessing And Collecting And Net Amount Collected
 For Fiscal Year July 1, 1970 to June 30, 1971, Both Inclusive

| | WHARTON | WHEELER | WICHITA | WILBARGER | WILLACY | WILLIAMSON |
|-----------------------------------|----------------------|---------------------|----------------------|----------------------|----------------------|--------------------|
| AD VALOREM: | | | | | | |
| DR: Charged on 1970 Rolls | \$ 273 107 88 | \$ 51 072 58 | \$ 530 738 71 | \$ 118 732 32 | \$ 132 349 23 | \$ 12 501 30 |
| Supplemental Assessments | 127 12 | 115 96 | 759 65 | 353 76 | 4 018 93 | 47 96 |
| Insolvent Collections | 453 05 | 69 01 | 6 902 85 | 151 21 | 288 86 | 292 32 |
| Delinquent Collections | 2 465 32 | 3 625 03 | 19 653 90 | 1 925 60 | 6 131 92 | 794 95 |
| Penalty & Interest | 697 58 | 1 127 47 | 7 474 05 | 473 10 | 1 461 37 | 314 68 |
| Sundry Debits | 25 57 | 26 77 | 9 75 | 28 02 | 2 12 | - 0 - |
| CR: Insolvent List | 1 040 29 | 219 67 | 8 866 35 | 2 296 31 | 1 061 45 | 3 625 65 |
| Errors in Assessments | 1 315 30 | 1 327 72 | 3 136 33 | 2 577 69 | 482 77 | 888 52 |
| Delinquent List | 3 818 13 | 1 833 69 | 17 097 19 | 3 838 41 | 7 022 98 | 2 604 01 |
| Commissions & Fees: | | | | | | |
| Collector for Collecting | 5 328 52 | 1 028 83 | 10 469 25 | 2 205 57 | 2 643 82 | 135 78 |
| Discount | 4 276 81 | 1 203 85 | 12 968 58 | 2 758 69 | 3 491 46 | - 0 - |
| Sundry Credits | 179 08 | 4 49 | - 0 - | - 0 - | 2 10 | - 0 - |
| Article 7335 | - 0 - | 486 20 | - 0 - | - 0 - | 1 172 51 | - 0 - |
| State Aid | - 0 - | - 0 - | - 0 - | - 0 - | - 0 - | - 0 - |
| Balance Due State | 18 | - 0 - | 11 00 | - 0 - | - 0 - | 43 84 |
| DEPOSITORY INTEREST: | | | | | | |
| DR: Depository Interest Collected | - 0 - | - 0 - | - 0 - | - 0 - | - 0 - | - 0 - |
| TOTAL DEBITS | 276 876 52 | 56 036 82 | 565 538 91 | 121 664 01 | 144 252 43 | 13 951 21 |
| TOTAL CREDITS | 15 958 31 | 6 104 45 | 52 548 70 | 13 676 67 | 15 877 09 | 7 297 80 |
| TOTAL NET COLLECTIONS | \$ 260 918 21 | \$ 49 932 37 | \$ 512 990 21 | \$ 107 987 34 | \$ 128 375 34 | \$ 6 653 41 |

TABLE NO. 1
TAX ASSESSOR-COLLECTORS' ACCOUNTS FOR 1970
 Showing The Classes of State Charges, Credits Allowed, Expense To The State
 For Assessing And Collecting And Net Amount Collected
 For Fiscal Year July 1, 1970 to June 30, 1971, Both Inclusive

| | WILSON | WINKLER | WISE | WOOD | YOAKUM | YOUNG |
|--|---------------------|----------------------|----------------------|----------------------|----------------------|---------------------|
| AD VALOREM: | | | | | | |
| DR: Charged on 1970 Rolls | \$ 58 088 05 | \$ 249 898 94 | \$ 124 475 03 | \$ 240 902 99 | \$ 419 438 52 | \$ 101 917 59 |
| Supplemental Assessments | 201 24 | 264 57 | 1 435 43 | 206 03 | 304 42 | 554 86 |
| Insolvent Collections | 85 41 | 28 94 | 96 91 | 73 59 | 2 39 | 138 52 |
| Delinquent Collections | 1 767 24 | 1 249 14 | 3 065 27 | 3 413 93 | 2 209 02 | 1 993 44 |
| Penalty & Interest | 469 09 | 734 30 | 763 62 | 1 575 14 | 673 31 | 1 059 12 |
| Sundry Debits | 4 801 69 | 30 46 | - 0 - | 48 648 39 | 09 | 440 93 |
| CR: Insolvent List | 355 80 | 235 03 | 281 85 | 1 021 22 | 415 46 | 557 39 |
| Errors in Assessments | 179 42 | 78 26 | 1 976 35 | 570 13 | 761 16 | 96 02 |
| Delinquent List | 2 379 77 | 1 622 30 | 2 239 51 | 1 789 38 | 1 794 22 | 2 085 58 |
| Commissions & Fees: | | | | | | |
| Collector for Collecting | 1 131 06 | 4 860 34 | 2 455 63 | 4 816 03 | 8 330 20 | 1 949 62 |
| Discount | 1 215 12 | 7 223 42 | 2 485 47 | 1 792 03 | 3 146 84 | 2 486 69 |
| Sundry Credits | 30 01 | 30 46 | - 0 - | - 0 - | 220 41 | - 0 - |
| Article 7335 | 330 30 | 222 99 | 539 27 | 591 14 | - 0 - | - 0 - |
| State Aid | - 0 - | - 0 - | - 0 - | - 0 - | - 0 - | - 0 - |
| Balance Due State | 02 | 05 | 74 23 | 183 05 | - 0 - | 500 05 |
| DEPOSITORY INTEREST: | | | | | | |
| DR: Depository Interest Collected | - 0 - | - 0 - | - 0 - | - 0 - | - 0 - | - 0 - |
| TOTAL DEBITS | 65 412 72 | 252 206 35 | 129 836 26 | 294 820 07 | 422 627 75 | 106 104 46 |
| TOTAL CREDITS | 5 621 50 | 14 272 85 | 10 052 31 | 10 762 98 | 14 668 29 | 7 675 35 |
| TOTAL NET COLLECTIONS | \$ 59 791 22 | \$ 237 933 50 | \$ 119 783 95 | \$ 284 057 09 | \$ 407 959 46 | \$ 98 429 11 |

TABLE NO. 1
TAX ASSESSOR-COLLECTORS' ACCOUNTS FOR 1970
 Showing The Classes of State Charges, Credits Allowed, Expense To The State
 For Assessing And Collecting And Net Amount Collected
 For Fiscal Year July 1, 1970 to June 30, 1971, Both Inclusive

| | ZAPATA | ZAVALA | GRAND TOTAL |
|-----------------------------------|---------------------|---------------------|-------------------------|
| AD VALOREM: | | | |
| DR: Charged on 1970 Rolls | \$ 60 824 43 | \$ 49 072 38 | \$ 66 393 980 35 |
| Supplemental Assessments | 5 55 | 406 27 | 241 778 02 |
| Insolvent Collections | 18 02 | 195 00 | 215 918 28 |
| Delinquent Collections | 1 566 94 | 1 815 67 | 1 353 660 58 |
| Penalty & Interest | 685 80 | 657 98 | 452 966 12 |
| Sundry Debits | 28 | 1 77 | 181 697 26 |
| CR: Insolvent List | 556 36 | 1 536 42 | 764 265 63 |
| Errors in Assessments | 697 86 | 406 54 | 936 103 19 |
| Delinquent List | 6 295 05 | 2 569 64 | 2 200 916 55 |
| Commissions & Fees: | | | |
| Collector for Collecting | 1 045 25 | 932 91 | 1 267 756 24 |
| Discount | 1 150 53 | 991 21 | 1 256 517 90 |
| Sundry Credits | 1 74 | 6 38 | 42 624 11 |
| Article 7335 | - 0 - | 360 49 | 81 728 23 |
| State Aid | - 0 - | - 0 - | 828 49 |
| Balance Due State | 41 05 | - 0 - | 29 521 49 |
| DEPOSITORY INTEREST: | | | |
| DR: Depository Interest Collected | - 0 - | - 0 - | 6 725 00 |
| TOTAL DEBITS | 63 101 02 | 52 149 07 | 68 846 725 61 |
| TOTAL CREDITS | 9 787 84 | 6 803 59 | 6 580 261 83 |
| TOTAL NET COLLECTIONS | \$ 53 313 18 | \$ 45 345 48 | \$ 62 266 463 78 |

TABLE NO. 2
EX-TAX ASSESSOR-COLLECTORS' ACCOUNTS FOR 1970
 Showing The Classes of State Charges, Credits Allowed, Expense To The State
 For Assessing And Collecting And Net Amount Collected

| | BAYLOR | BEE | BRISCOE | CHEROKEE | DALLAM | ELLIS |
|--|---------------------|--------------------|---------------------|------------------|---------------------|----------------------|
| AD VALOREM: | | | | | | |
| DR: Charged on 1970 Rolls | \$ 40 473 34 | \$ - 0 - | \$ 35 795 21 | \$ - 0 - | \$ 40 678 35 | \$ 151 582 12 |
| Supplemental Assessments | - 0 - | - 0 - | - 0 - | 38 43 | 15 29 | 193 22 |
| Insolvent Collections | 152 28 | 838 68 | 14 33 | 177 65 | 136 88 | 1 143 79 |
| Delinquent Collections | 538 89 | 1 457 36 | 476 41 | 567 64 | 537 61 | 1 951 13 |
| Penalty & Interest | 153 73 | 443 98 | 137 65 | 180 68 | 156 87 | 596 79 |
| Sundry Debits | 27 45 | - 0 - | 59 61 | - 0 - | 06 | 3 81 |
| CR: Insolvent List | - 0 - | - 0 - | - 0 - | - 0 - | - 0 - | - 0 - |
| Errors in Assessments | - 0 - | - 0 - | - 0 - | - 0 - | - 0 - | - 0 - |
| Delinquent List | - 0 - | - 0 - | - 0 - | - 0 - | - 0 - | - 0 - |
| Commissions & Fees: | | | | | | |
| Collector for Collecting | 578 49 | 54 79 | 422 05 | 19 29 | 531 57 | 2 820 14 |
| Discount | 867 53 | - 0 - | 549 32 | - 0 - | - 0 - | 3 655 02 |
| Sundry Credits | 27 91 | - 0 - | - 0 - | - 0 - | 796 27 | - 0 - |
| Uncollected Taxes 1970 Rolls | 11 526 38 | - 0 - | 14 159 58 | - 0 - | 14 150 34 | 10 805 79 |
| Article 7335 | 126 74 | - 0 - | - 0 - | 86 43 | - 0 - | 492 48 |
| State Aid | - 0 - | - 0 - | - 0 - | - 0 - | - 0 - | - 0 - |
| Balance Due State | - 0 - | - 0 - | 64 35 | - 0 - | 10 82 | 3 81 |
| DEPOSITORY INTEREST: | | | | | | |
| DR: Depository Interest Collected | - 0 - | - 0 - | - 0 - | - 0 - | - 0 - | - 0 - |
| TOTAL DEBITS | 41 345 69 | 2 740 02 | 36 483 21 | 964 40 | 41 525 06 | 155 470 86 |
| TOTAL CREDITS | 13 127 05 | 54 79 | 15 195 30 | 105 72 | 15 489 00 | 17 777 24 |
| TOTAL NET COLLECTIONS | \$ 28 218 64 | \$ 2 685 23 | \$ 21 287 91 | \$ 858 68 | \$ 26 036 06 | \$ 137 693 62 |

TABLE NO. 2
EX-TAX ASSESSOR-COLLECTORS' ACCOUNTS FOR 1970
 Showing The Classes of State Charges, Credits Allowed, Expense To The State
 For Assessing And Collecting And Net Amount Collected

| | HOOD | HOPKINS | MENARD | POTTER | RED RIVER | SOMERVELL |
|-----------------------------------|---------------------|---------------------|---------------------|----------------------|---------------------|--------------------|
| AD VALOREM: | | | | | | |
| DR: Charged on 1970 Rolls | \$ 31 011 13 | \$ 82 971 52 | \$ 21 660 28 | \$ 790 051 27 | \$ 49 217 60 | \$ 8 251 44 |
| Supplemental Assessments | 636 23 | 11 46 | - 0 - | 2 711 52 | 279 94 | 69 30 |
| Insolvent Collections | 1 06 | 138 32 | 16 80 | 4 217 22 | 8 82 | 11 33 |
| Delinquent Collections | 1 210 38 | 1 222 78 | 238 28 | 4 738 55 | 2 461 98 | 394 25 |
| Penalty & Interest | 313 68 | 258 61 | 73 67 | 1 663 80 | 745 28 | 114 04 |
| Sundry Debits | 1 304 97 | 13 95 | - 0 - | 10 19 | 12 69 | - 0 - |
| CR: Insolvent List | - 0 - | - 0 - | - 0 - | - 0 - | - 0 - | - 0 - |
| Errors in Assessments | - 0 - | - 0 - | - 0 - | - 0 - | - 0 - | - 0 - |
| Delinquent List | - 0 - | - 0 - | - 0 - | - 0 - | - 0 - | - 0 - |
| Commissions & Fees: | | | | | | |
| Collector for Collecting | 524 97 | 1 105 59 | 259 30 | 11 367 00 | 921 46 | 153 57 |
| Discount | 344 19 | 1 659 59 | 387 80 | 17 229 34 | 1 131 34 | 100 28 |
| Sundry Credits | 191 08 | 70 42 | - 0 - | 19 | 11 26 | - 0 - |
| Uncollected Taxes 1970 Rolls | 6 579 80 | 27 663 36 | 8 636 14 | 217 802 77 | 5 509 14 | 1 061 64 |
| Article 7335 | 187 16 | 201 96 | 49 32 | - 0 - | 368 80 | 22 05 |
| State Aid | - 0 - | - 0 - | - 0 - | - 0 - | - 0 - | - 0 - |
| Balance Due State | 3 379 16 | - 0 - | - 0 - | - 0 - | - 0 - | - 0 - |
| DEPOSITORY INTEREST: | | | | | | |
| DR: Depository Interest Collected | - 0 - | - 0 - | - 0 - | - 0 - | - 0 - | - 0 - |
| TOTAL DEBITS | 34 477 45 | 84 616 64 | 21 989 03 | 803 392 55 | 52 726 31 | 8 840 36 |
| TOTAL CREDITS | 11 206 36 | 30 700 92 | 9 332 56 | 246 399 30 | 7 942 00 | 1 337 54 |
| TOTAL NET COLLECTIONS | \$ 23 271 09 | \$ 53 915 72 | \$ 12 656 47 | \$ 556 993 25 | \$ 44 784 31 | \$ 7 502 82 |

TABLE NO. 2
EX-TAX ASSESSOR-COLLECTORS' ACCOUNTS FOR 1970
 Showing The Classes of State Charges, Credits Allowed, Expense To The State
 For Assessing And Collecting And Net Amount Collected

| | STONEWALL | WILLIAMSON | GRAND TOTAL |
|--|---------------------|----------------------|------------------------|
| AD VALOREM: | | | |
| DR: Charged on 1970 Rolls | \$ 56 308 68 | \$ 120 785 00 | \$ 1 428 785 94 |
| Supplemental Assessments | 7 71 | 122 24 | 4 085 34 |
| Insolvent Collections | 7 77 | 663 14 | 7 528 07 |
| Delinquent Collections | 312 71 | 2 480 32 | 18 588 29 |
| Penalty & Interest | 39 66 | 718 75 | 5 597 19 |
| Sundry Debits | - 0 - | - 0 - | 1 432 73 |
| CR: Insolvent List | - 0 - | - 0 - | - 0 - |
| Errors in Assessments | - 0 - | - 0 - | - 0 - |
| Delinquent List | - 0 - | - 0 - | - 0 - |
| Commissions & Fees: | | | |
| Collector for Collecting | 942 13 | 2 189 67 | 21 890 02 |
| Discount | 1 421 36 | 2 806 18 | 30 151 95 |
| Sundry Credits | - 0 - | 226 97 | 1 324 10 |
| Uncollected Taxes 1970 Rolls | 8 148 64 | 12 479 90 | 338 523 48 |
| Article 7335 | - 0 - | - 0 - | 1 534 94 |
| State Aid | - 0 - | - 0 - | - 0 - |
| Balance Due State | - 0 - | 47 06 | 3 505 20 |
| DEPOSITORY INTEREST: | | | |
| DR: Depository Interest Collected | - 0 - | - 0 - | - 0 - |
| TOTAL DEBITS | 56 676 53 | 124 769 45 | 1 466 017 56 |
| TOTAL CREDITS | 10 512 13 | 17 749 78 | 396 929 69 |
| TOTAL NET COLLECTIONS | \$ 46 164 40 | \$ 107 019 67 | \$ 1 069 087 87 |

TABLE NO. 3
SUMMARY OF TAX ASSESSOR-COLLECTORS' ACCOUNTS FOR 1970

| | COLLECTORS' TABLE 1 | EX-COLLECTORS' TABLE 2 | TOTAL |
|-------------------------------------|----------------------------|-----------------------------|-----------------------------|
| AD VALOREM: | | | |
| DR: Charged on 1970 Rolls | \$66 393 980 35 | \$ 1 428 785 94 | \$ 67 822 766 29 |
| Supplemental Assessments | 241 778 02 | 4 085 34 | 245 863 36 |
| Insolvent Collections | 215 918 28 | 7 528 07 | 223 446 35 |
| Delinquent Collections | 1 353 660 58 | 18 588 29 | 1 372 248 87 |
| Penalty & Interest | 452 966 12 | 5 597 19 | 458 563 31 |
| Sundry Debits | 181 697 26 | 1 432 73 | 183 129 99 |
| Total Debits | \$68 840 000 61 | \$ 1 466 017 56 | \$ 70 306 018 17 |
| CR: Insolvent List | \$ 764 265 63 | \$ - 0 - | \$ 764 265 63 |
| Errors in Assessments | 936 103 19 | - 0 - | 936 103 19 |
| Delinquent List | 2 200 916 55 | - 0 - | 2 200 916 55 |
| Commissions and Fees: | | | |
| Collector for Collecting | 1 267 756 24 | 21 890 02 | 1 289 646 26 |
| Discount | 1 256 517 90 | 30 151 95 | 1 286 669 85 |
| Sundry Credits | 42 624 11 | 1 324 10 | 43 948 21 |
| Uncollected Taxes 1970 Rolls | - 0 - | 338 523 48 | 338 523 48 |
| Article 7335 | 81 728 23 | 1 534 94 | 83 263 17 |
| State Aid | 828 49 | - 0 - | 828 49 |
| Balance Due State | 29 521 49 | 3 505 20 | 33 026 69 |
| Total Credits | \$ 6 580 261 83 | \$ 396 929 69 | \$ 6 977 191 52 |
| NET AD VALOREM TAX | \$62 259 738 78 | \$ 1 069 087 87 | \$ 63 328 826 65 |
| DR: Depository Interest Collected | <u>6 725 00</u> | <u>- 0 -</u> | <u>6 725 00</u> |
| TOTAL NET COLLECTIONS | <u>\$62 266 463 78</u> | <u>\$ 1 069 087 87</u> | <u>\$ 63 335 551 65</u> |
| AD VALOREM FOR STATE'S USE | | AMOUNT | PERCENTAGE |
| Charged to Tax Collectors' Accounts | | \$ 70 306 018 17 | 100 000% |
| Credits to Tax Collectors' Accounts | | <u>6 977 191 52</u> | <u>9 924%</u> |
| Net Ad Valorem Tax Collections | | <u>\$ 63 328 826 65</u> | <u>90 076%</u> |

TABLE NO. 4
SHOWING STATE TAX RATE FOR THE YEARS 1921-1971 INCLUSIVE
AND THE TOTAL VALUE OF PROPERTY ASSESSED EACH YEAR

RATE OF TAX

| YEAR | GENERAL REVENUE | AVAILABLE SCHOOL | CONFEDERATE PENSIONS | COLLEGE BUILDING | TOTAL VALUATION | TOTAL VALUATION FOR STATE USE |
|------|--------------------|---------------------|-------------------------|---------------------|--------------------|-------------------------------------|
| 1921 | \$.22 | \$.35 | \$.05 | \$ --- | \$ 3 455 360 089 | \$ --- |
| 1922 | .35 | .35 | .05 | --- | 3 242 266 587 | --- |
| 1923 | .35 | .35 | .05 | --- | 3 423 103 371 | --- |
| 1924 | .35 | .35 | .05 | --- | 3 419 091 814 | --- |
| 1925 | .35 | .35 | .07 | --- | 3 526 581 523 | --- |
| 1926 | .23 | .35 | .07 | --- | 3 644 823 070 | --- |
| 1927 | .25 | .35 | .07 | --- | 3 899 958 777 | --- |
| 1928 | .22 | .35 | .07 | --- | 3 961 426 097 | --- |
| 1929 | .30 | .31 | .07 | --- | 4 210 105 462 | --- |
| 1930 | .27 | .35 | .07 | --- | 4 328 212 712 | --- |
| 1931 | .32 | .35 | .07 | --- | 4 241 782 299 | --- |
| 1932 | .27 | .35 | .07 | --- | 3 962 841 346 | 3 962 841 346 |
| 1933 | .35 | .35 | .07 | --- | 3 764 139 512 | 3 198 117 451 |
| 1934 | .35 | .35 | .07 | --- | 3 797 562 169 | 3 207 089 642 |
| 1935 | .35 | .20 | .07 | --- | 3 800 046 096 | 3 191 608 321 |
| 1936 | .35 | .20 | .07 | --- | 3 856 838 697 | 3 247 532 305 |
| 1937 | .35 | .07 | .07 | --- | 4 058 093 921 | 3 423 408 761 |
| 1938 | .35 | .07 | .07 | --- | 4 145 625 416 | 3 497 875 883 |
| 1939 | .35 | .35 | .07 | --- | 4 213 395 439 | 3 546 383 311 |
| 1940 | .35 | .27 | .07 | --- | 4 273 321 619 | 3 580 407 685 |
| 1941 | .35 | .16 | .07 | --- | 4 446 949 546 | 3 718 023 450 |
| 1942 | .35 | .33 | .07 | --- | 4 602 438 557 | 3 859 999 128 |
| 1943 | .35 | .10 | .02 | --- | 4 676 337 873 | 3 911 517 620 |
| 1944 | .35 | .18 | .02 | --- | 4 814 280 482 | 4 030 554 143 |
| 1945 | .35 | .35 | .02 | --- | 4 983 270 005 | 4 168 149 237 |

*Prior to the Homestead Exemption Amendment the State used the Total Value of the County Rolls.

TABLE NO. 4
 SHOWING STATE TAX RATE FOR THE YEARS 1921-1971 INCLUSIVE
 AND THE TOTAL VALUE OF PROPERTY ASSESSED EACH YEAR

RATE OF TAX

| YEAR | GENERAL REVENUE | AVAILABLE SCHOOL | CONFEDERATE PENSIONS | COLLEGE BUILDING | TOTAL VALUATION | TOTAL VALUATION FOR STATE USE |
|------|--------------------|---------------------|-------------------------|---------------------|--------------------|-------------------------------------|
| 1946 | \$ --- | \$.35 | \$.02 | \$ --- | \$ 5 123 583 409 | \$ 4 290 276 993 |
| 1947 | .35 | .35 | .02 | --- | 5 629 589 189 | 4 726 788 006 |
| 1948 | .35 | .35 | .02 | .05 | 6 101 923 330 | 5 149 071 626 |
| 1949 | .30 | .35 | .02 | .05 | 6 735 553 892 | 5 686 915 926 |
| 1950 | .30 | .35 | .02 | .05 | 7 160 058 064 | 6 005 732 164 |
| 1951 | --- | .35 | .02 | .05 | 7 897 253 947 | 6 644 865 700 |
| 1952 | --- | .35 | .02 | .05 | 8 409 568 357 | 7 092 796 654 |
| 1953 | --- | .35 | .02 | .05 | 8 894 419 503 | 7 508 679 884 |
| 1954 | --- | .35 | .02 | .05 | 9 329 271 083 | 7 849 372 739 |
| 1955 | --- | .35 | .02 | .05 | 9 897 990 815 | 8 325 513 414 |
| 1956 | --- | .35 | .02 | .05 | 10 552 725 749 | 8 825 384 812 |
| 1957 | --- | .35 | .02 | .05 | 11 212 159 527 | 9 369 108 943 |
| 1958 | --- | .35 | .02 | .05 | 11 594 947 559 | 9 647 017 566 |
| 1959 | --- | .35 | .02 | .05 | 12 234 911 034 | 10 197 023 739 |
| 1960 | --- | .35 | .02 | .05 | 12 720 008 069 | 10 563 099 590 |
| 1961 | --- | .35 | .02 | .05 | 13 317 444 302 | 11 055 640 559 |
| 1962 | --- | .35 | .02 | .05 | 13 754 874 050 | 11 434 362 559 |
| 1963 | --- | .35 | .02 | .05 | 14 363 518 161 | 11 921 849 991 |
| 1964 | --- | .35 | .02 | .05 | 14 958 609 244 | 12 400 698 531 |
| 1965 | --- | .35 | .02 | .05 | 15 646 432 902 | 13 009 003 922 |
| 1966 | --- | .35 | .02 | .10 | 16 365 714 599 | 13 635 331 663 |
| 1967 | --- | .35 | .02 | .10 | 17 239 779 973 | 14 326 623 993 |
| 1968 | --- | .35 | .02 | .10 | 18 227 316 006 | 15 196 120 248 |
| 1969 | --- | .30 | .02 | .10 | 19 607 556 461 | 16 424 856 807 |
| 1970 | --- | .25 | .02 | .10 | 21 492 870 651 | 18 220 192 600 |
| 1971 | --- | .20 | .02 | .10 | 23 781 357 155 | 20 350 280 394 |

TABLE NO. 5
PROPERTY ASSESSED FOR TAXATION AS SHOWN BY 1971 TAX ROLLS

| | ANDERSON | ANDREWS | ANGELINA | ARANSAS | ARCHER |
|-----------------------------------|-------------------------|--------------------------|-------------------------|-------------------------|-------------------------|
| Land Assessed in Acres | \$ 38 703 545 00 | \$ 97 664 360 00 | \$ 20 567 994 00 | \$ 22 000 231 00 | \$ 17 054 730 00 |
| Town Lots | 11 833 090 00 | 2 507 150 00 | 16 574 450 00 | 14 018 259 00 | 1 597 130 00 |
| Personal Property | 6 295 510 00 | 3 419 710 00 | 17 097 591 00 | 1 785 901 00 | 4 167 950 00 |
| State and National Banks | 619 545 00 | 21 200 00 | 1 856 153 00 | 215 815 00 | 106 000 00 |
| Railroads Assessed in Miles | 1 047 320 00 | - 0 - | 673 790 00 | - 0 - | 85 600 00 |
| Rolling Stock | 170 800 00 | - 0 - | 304 500 00 | 36 230 00 | 15 290 00 |
| Intangible Value (Railroads) | 45 800 00 | - 0 - | 326 590 00 | 6 770 00 | 12 400 00 |
| Street Railways and Interurbans | - 0 - | - 0 - | - 0 - | - 0 - | - 0 - |
| Telephone and Telegraph Lines | 93 890 00 | 645 720 00 | 851 210 00 | 1 030 896 00 | 8 600 00 |
| Steam and Other Vessels | - 0 - | - 0 - | - 0 - | - 0 - | - 0 - |
| Pipe Lines | 1 407 840 00 | 4 854 470 00 | 2 098 760 00 | 2 851 320 00 | 1 165 600 00 |
| Intangible Value (Pipe Lines) | 344 520 00 | 1 267 340 00 | 548 610 00 | 62 370 00 | 528 880 00 |
| Intangible Value (Trucks & Buses) | <u>122 830 00</u> | <u>94 210 00</u> | <u>234 840 00</u> | <u>18 470 00</u> | <u>87 240 00</u> |
| TOTAL VALUE | \$ 60 684 690 00 | \$ 110 474 160 00 | \$ 61 134 488 00 | \$ 42 026 262 00 | \$ 24 829 420 00 |
| TOTAL VALUE FOR STATE | \$ 50 282 855 00 | \$ 105 152 110 00 | \$ 44 826 049 00 | \$ 38 938 144 00 | \$ 22 747 100 00 |
| STATE TAX | \$ 160 904 08 | \$ 336 486 08 | \$ 143 441 88 | \$ 124 593 79 | \$ 72 791 01 |
| Supplemental Value for Back Years | \$ - 0 - | \$ - 0 - | \$ - 0 - | \$ - 0 - | \$ - 0 - |
| Supplemental Tax for Back Years | <u>\$ - 0 -</u> | <u>\$ - 0 -</u> | <u>\$ - 0 -</u> | <u>\$ - 0 -</u> | <u>\$ - 0 -</u> |
| Number Acres | 591 050 00 | 1 241 857 00 | 466 150 00 | 230 479 00 | 655 155 00 |
| Number Miles Railroads | 58 74 | - 0 - | 95 25 | - 0 - | 20 14 |
| Average Value of Land | 15 00 | 5 00 | 42 00 | 24 00 | 16 00 |
| Rate of County Tax | <u>1 06</u> | <u>95</u> | <u>1 00</u> | <u>70</u> | <u>1 08</u> |

TABLE NO. 5
PROPERTY ASSESSED FOR TAXATION AS SHOWN BY 1971 TAX ROLLS

| | ARMSTRONG | ATASCOSA | AUSTIN | BAILEY | BANDERA |
|-----------------------------------|------------------------|-------------------------|-------------------------|-------------------------|-------------------------|
| Land Assessed in Acres | \$ 6 272 460 00 | \$ 26 004 360 00 | \$ 20 653 510 00 | \$ 8 249 270 00 | \$ 5 208 223 00 |
| Town Lots | 745 910 00 | 4 451 963 00 | 3 752 020 00 | 3 118 300 00 | 2 530 347 00 |
| Personal Property | 1 159 000 00 | 2 671 328 00 | 4 699 250 00 | 5 024 518 00 | 1 398 459 00 |
| State and National Banks | 41 320 00 | 177 808 00 | 1 166 250 00 | 250 000 00 | 95 055 00 |
| Railroads Assessed in Miles | 276 760 00 | 291 160 00 | 874 370 00 | 137 760 00 | - 0 - |
| Rolling Stock | 24 720 00 | 85 290 00 | 152 930 00 | 28 020 00 | - 0 - |
| Intangible Value (Railroads) | 65 990 00 | 49 800 00 | 120 720 00 | 46 760 00 | - 0 - |
| Street Railways and Interurbans | - 0 - | - 0 - | - 0 - | - 0 - | - 0 - |
| Telephone and Telegraph Lines | 168 660 00 | 1 215 870 00 | 860 640 00 | 226 180 00 | 495 490 00 |
| Steam and Other Vessels | - 0 - | - 0 - | - 0 - | - 0 - | - 0 - |
| Pipe Lines | 484 534 00 | 870 790 00 | 2 254 220 00 | 188 430 00 | 720 830 00 |
| Intangible Value (Pipe Lines) | - 0 - | 170 890 00 | 418 500 00 | - 0 - | 78 090 00 |
| Intangible Value (Trucks & Buses) | <u>42 100 00</u> | <u>189 540 00</u> | <u>111 060 00</u> | <u>28 490 00</u> | <u>29 210 00</u> |
| TOTAL VALUE | \$ 9 281 454 00 | \$ 36 178 799 00 | \$ 35 063 470 00 | \$ 17 297 728 00 | \$ 10 555 704 00 |
| TOTAL VALUE FOR STATE | \$ 8 433 164 00 | \$ 32 587 075 00 | \$ 29 505 370 00 | \$ 14 612 078 00 | \$ 9 598 019 00 |
| STATE TAX | \$ 26 985 46 | \$ 104 279 23 | \$ 94 416 48 | \$ 46 758 53 | \$ 30 715 50 |
| Supplemental Value for Back Years | \$ - 0 - | \$ - 0 - | \$ - 0 - | \$ - 0 - | \$ - 0 - |
| Supplemental Tax for Back Years | <u>\$ - 0 -</u> | <u>\$ - 0 -</u> | <u>\$ - 0 -</u> | <u>\$ - 0 -</u> | <u>\$ - 0 -</u> |
| Number Acres | 668 653 00 | 756 414 00 | 321 384 00 | 514 996 00 | 497 949 00 |
| Number Miles Railroads | 32 56 | 43 12 | 90 23 | 19 68 | - 0 - |
| Average Value of Land | 9 00 | 35 00 | 41 00 | 16 00 | 9 00 |
| Rate of County Tax | <u>82</u> | <u>95</u> | <u>80</u> | <u>95</u> | <u>80</u> |

TABLE NO. 5
PROPERTY ASSESSED FOR TAXATION AS SHOWN BY 1971 TAX ROLLS

| | BASTROP | BAYLOR | BEE | BELL | BEXAR |
|-----------------------------------|-------------------------|-------------------------|-------------------------|--------------------------|--------------------------|
| Land Assessed in Acres | \$ 11 349 060 00 | \$ 6 065 117 00 | \$ 26 737 270 00 | \$ 40 387 380 00 | \$ 747 644 940 00 |
| Town Lots | 5 287 185 00 | 2 764 997 00 | 10 166 170 00 | 79 846 830 00 | - 0 - |
| Personal Property | 2 351 420 00 | 3 417 935 00 | 8 115 990 00 | 33 291 570 00 | 89 305 100 00 |
| State and National Banks | 127 470 00 | 40 507 00 | 405 260 00 | 3 352 710 00 | 22 296 800 00 |
| Railroads Assessed in Miles | 756 310 00 | 143 850 00 | 567 840 00 | 1 609 570 00 | 1 889 740 00 |
| Rolling Stock | 205 690 00 | 27 140 00 | 229 000 00 | 137 140 00 | 469 450 00 |
| Intangible Value (Railroads) | 57 320 00 | 22 010 00 | 116 400 00 | 160 600 00 | 311 440 00 |
| Street Railways and Interurbans | - 0 - | - 0 - | - 0 - | - 0 - | - 0 - |
| Telephone and Telegraph Lines | 1 616 410 00 | 24 950 00 | 1 638 980 00 | 4 615 670 00 | 27 645 540 00 |
| Steam and Other Vessels | - 0 - | - 0 - | - 0 - | - 0 - | - 0 - |
| Pipe Lines | 840 580 00 | 392 370 00 | 1 967 440 00 | 143 640 00 | 832 570 00 |
| Intangible Value (Pipe Lines) | 339 130 00 | 122 260 00 | 275 080 00 | 3 760 00 | 36 180 00 |
| Intangible Value (Trucks & Buses) | <u>94 890 00</u> | <u>70 900 00</u> | <u>133 040 00</u> | <u>304 490 00</u> | <u>878 520 00</u> |
| TOTAL VALUE | \$ 23 025 465 00 | \$ 13 092 036 00 | \$ 50 352 470 00 | \$ 163 853 360 00 | \$ 891 304 280 00 |
| TOTAL VALUE FOR STATE | \$ 16 763 615 00 | \$ 10 893 980 00 | \$ 46 613 040 00 | \$ 119 798 050 00 | \$ 655 197 550 00 |
| STATE TAX | \$ 53 643 17 | \$ 34 861 07 | \$ 149 172 51 | \$ 383 380 45 | \$ 2 096 631 87 |
| Supplemental Value for Back Years | \$ - 0 - | \$ - 0 - | \$ - 0 - | \$ - 0 - | \$ 106 650 00 |
| Supplemental Tax for Back Years | <u>\$ - 0 -</u> | <u>\$ - 0 -</u> | <u>\$ - 0 -</u> | <u>\$ - 0 -</u> | <u>\$ 428 29</u> |
| Number Acres | 530 791 00 | 815 527 00 | 550 854 00 | 559 034 00 | 658 900 00 |
| Number Miles Railroads | 94 38 | 35 74 | 62 00 | 98 91 | 166 75 |
| Average Value of Land | 21 00 | 7 50 | 20 00 | 70 00 | 105 00 |
| Rate of County Tax | <u>80</u> | <u>1 00</u> | <u>95</u> | <u>80</u> | <u>80</u> |

TABLE NO. 5
PROPERTY ASSESSED FOR TAXATION AS SHOWN BY 1971 TAX ROLLS

| | BLANCO | BORDEN | BOSQUE | BOWIE | BRAZORIA |
|-----------------------------------|------------------------|-------------------------|-------------------------|-------------------------|--------------------------|
| Land Assessed in Acres | \$ 2 660 426 00 | \$ 18 187 225 00 | \$ 6 482 940 00 | \$ 22 986 176 00 | \$ 286 543 156 00 |
| Town Lots | 741 324 00 | 18 765 00 | 3 865 120 00 | 29 960 333 00 | 30 311 799 00 |
| Personal Property | 1 776 344 00 | 417 859 00 | 5 498 810 00 | 4 830 015 00 | 22 773 649 00 |
| State and National Banks | 90 000 00 | - 0 - | 490 500 00 | 812 190 00 | 3 428 840 00 |
| Railroads Assessed in Miles | - 0 - | - 0 - | 330 900 00 | 861 260 00 | 933 620 00 |
| Rolling Stock | - 0 - | - 0 - | 55 430 00 | 269 870 00 | 199 160 00 |
| Intangible Value (Railroads) | - 0 - | - 0 - | 92 480 00 | 349 800 00 | 151 870 00 |
| Street Railways and Interurbans | - 0 - | - 0 - | - 0 - | - 0 - | - 0 - |
| Telephone and Telegraph Lines | 17 683 00 | 1 699 620 00 | 204 080 00 | 1 683 080 00 | 3 874 540 00 |
| Steam and Other Vessels | - 0 - | - 0 - | - 0 - | - 0 - | 1 069 250 00 |
| Pipe Lines | 316 635 00 | - 0 - | 629 440 00 | 118 440 00 | 6 593 580 00 |
| Intangible Value (Pipe Lines) | 255 760 00 | 194 960 00 | 194 620 00 | 51 110 00 | 423 130 00 |
| Intangible Value (Trucks & Buses) | <u>73 280 00</u> | <u>5 290 00</u> | <u>46 920 00</u> | <u>1 627 630 00</u> | <u>192 530 00</u> |
| TOTAL VALUE | \$ 5 931 452 00 | \$ 20 523 719 00 | \$ 17 891 240 00 | \$ 63 549 904 00 | \$ 356 495 124 00 |
| TOTAL VALUE FOR STATE | \$ 5 088 000 00 | \$ 20 461 699 00 | \$ 14 195 110 00 | \$ 41 596 082 00 | \$ 343 111 746 00 |
| STATE TAX | \$ 16 281 53 | \$ 65 476 83 | \$ 45 424 36 | \$ 133 108 07 | \$ 1 097 949 14 |
| Supplemental Value for Back Years | \$ - 0 - | \$ - 0 - | \$ - 0 - | \$ - 0 - | \$ - 0 - |
| Supplemental Tax for Back Years | <u>\$ - 0 -</u> | <u>\$ - 0 -</u> | <u>\$ - 0 -</u> | <u>\$ - 0 -</u> | <u>\$ - 0 -</u> |
| Number Acres | 467 609 00 | 569 196 00 | 603 276 00 | 500 149 00 | 903 661 00 |
| Number Miles Railroads | - 0 - | - 0 - | 38 93 | 65 33 | 119 72 |
| Average Value of Land | 5 50 | 3 50 | 10 50 | 45 00 | 316 00 |
| Rate of County Tax | <u>80</u> | <u>1 25</u> | <u>80</u> | <u>85</u> | <u>1 33</u> |

TABLE NO. 5
PROPERTY ASSESSED FOR TAXATION AS SHOWN BY 1971 TAX ROLLS

| | BRAZOS | BREWSTER | BRISCOE | BROOKS | BROWN |
|-----------------------------------|-------------------------|-------------------------|------------------------|-------------------------|-------------------------|
| Land Assessed in Acres | \$ 14 060 202 00 | \$ 12 313 655 00 | \$ 5 010 689 00 | \$ 74 773 170 00 | \$ 10 504 710 00 |
| Town Lots | 35 620 529 00 | 4 355 265 00 | 1 156 831 00 | 16 740 00 | 16 652 960 00 |
| Personal Property | 7 510 516 00 | 690 980 00 | 1 783 685 00 | 1 757 835 00 | 5 454 030 00 |
| State and National Banks | 2 323 521 00 | 257 500 00 | 93 833 00 | 211 070 00 | 112 500 00 |
| Railroads Assessed in Miles | 559 920 00 | 1 004 000 00 | 52 335 00 | 196 090 00 | 389 740 00 |
| Rolling Stock | 232 460 00 | 331 670 00 | 105 685 00 | 122 040 00 | 62 800 00 |
| Intangible Value (Railroads) | 183 090 00 | 384 140 00 | 27 310 00 | 48 560 00 | 90 650 00 |
| Street Railways and Interurbans | - 0 - | - 0 - | - 0 - | - 0 - | - 0 - |
| Telephone and Telegraph Lines | 54 767 00 | 370 720 00 | 172 906 00 | 32 510 00 | 163 670 00 |
| Steam and Other Vessels | - 0 - | - 0 - | - 0 - | - 0 - | - 0 - |
| Pipe Lines | 1 036 968 00 | 557 820 00 | 69 530 00 | 1 989 350 00 | 493 810 00 |
| Intangible Value (Pipe Lines) | 193 230 00 | - 0 - | - 0 - | 228 020 00 | 21 600 00 |
| Intangible Value (Trucks & Buses) | <u>111 810 00</u> | <u>52 050 00</u> | <u>7 750 00</u> | <u>90 630 00</u> | <u>82 000 00</u> |
| TOTAL VALUE | \$ 61 887 013 00 | \$ 20 317 800 00 | \$ 8 480 554 00 | \$ 79 466 015 00 | \$ 34 028 470 00 |
| TOTAL VALUE FOR STATE | \$ 44 845 217 00 | \$ 18 491 860 00 | \$ 7 722 704 00 | \$ 77 593 165 00 | \$ 24 416 380 00 |
| STATE TAX | \$ 143 504 82 | \$ 59 174 04 | \$ 24 712 83 | \$ 248 298 71 | \$ 78 132 18 |
| Supplemental Value for Back Years | \$ - 0 - | \$ - 0 - | \$ - 0 - | \$ - 0 - | \$ - 0 - |
| Supplemental Tax for Back Years | <u>\$ - 0 -</u> | <u>\$ - 0 -</u> | <u>\$ - 0 -</u> | <u>\$ - 0 -</u> | <u>\$ - 0 -</u> |
| Number Acres | 355 790 00 | 2 740 412 00 | 615 739 00 | 496 547 00 | 560 022 00 |
| Number Miles Railroads | 64 01 | 106 96 | 24 09 | 33 18 | 44 11 |
| Average Value of Land | 40 00 | 4 00 | 8 00 | 10 00 | 16 00 |
| Rate of County Tax | <u>1 05</u> | <u>80</u> | <u>95</u> | <u>95</u> | <u>80</u> |

TABLE NO. 5
PROPERTY ASSESSED FOR TAXATION AS SHOWN BY 1971 TAX ROLLS

| | BURLESON | BURNET | CALDWELL | CALHOUN | CALLAHAN |
|-----------------------------------|-------------------------|-------------------------|-------------------------|--------------------------|-------------------------|
| Land Assessed in Acres | \$ 6 850 918 00 | \$ 5 755 435 00 | \$ 15 156 510 00 | \$ 32 303 610 00 | \$ 5 146 523 00 |
| Town Lots | 2 082 705 00 | 7 063 230 00 | 104 490 00 | 9 302 390 00 | 3 140 443 00 |
| Personal Property | 2 947 334 00 | 2 499 080 00 | 2 944 050 00 | 61 887 122 00 | 2 614 470 00 |
| State and National Banks | 599 327 00 | 189 640 00 | 396 470 00 | 678 144 00 | 165 000 00 |
| Railroads Assessed in Miles | 485 640 00 | 150 640 00 | 261 560 00 | 354 290 00 | 276 250 00 |
| Rolling Stock | 141 640 00 | 141 520 00 | 77 650 00 | 76 120 00 | 71 690 00 |
| Intangible Value (Railroads) | 203 760 00 | 35 670 00 | 57 870 00 | 62 980 00 | 129 000 00 |
| Street Railways and Interurbans | - 0 - | - 0 - | - 0 - | - 0 - | - 0 - |
| Telephone and Telegraph Lines | 47 763 00 | 285 350 00 | 513 760 00 | 1 454 510 00 | 349 700 00 |
| Steam and Other Vessels | - 0 - | - 0 - | - 0 - | 1 164 235 00 | - 0 - |
| Pipe Lines | 137 140 00 | 49 050 00 | 540 800 00 | 1 116 080 00 | 1 401 890 00 |
| Intangible Value (Pipe Lines) | - 0 - | - 0 - | 132 890 00 | 49 090 00 | 447 320 00 |
| Intangible Value (Trucks & Buses) | <u>37 450 00</u> | <u>77 710 00</u> | <u>94 310 00</u> | <u>46 750 00</u> | <u>157 140 00</u> |
| TOTAL VALUE | \$ 13 533 677 00 | \$ 16 247 325 00 | \$ 20 280 360 00 | \$ 108 495 301 00 | \$ 13 899 426 00 |
| TOTAL VALUE FOR STATE | \$ 10 482 883 00 | \$ 12 290 425 00 | \$ 16 002 920 00 | \$ 102 626 851 00 | \$ 11 906 021 00 |
| STATE TAX | \$ 33 545 45 | \$ 39 329 89 | \$ 51 237 36 | \$ 328 404 32 | \$ 38 099 02 |
| Supplemental Value for Back Years | \$ - 0 - | \$ - 0 - | \$ - 0 - | \$ - 0 - | \$ - 0 - |
| Supplemental Tax for Back Years | <u>\$ - 0 -</u> | <u>\$ - 0 -</u> | <u>\$ - 0 -</u> | <u>\$ - 0 -</u> | <u>\$ - 0 -</u> |
| Number Acres | 413 765 00 | 639 984 00 | 360 801 00 | 292 688 00 | 564 526 00 |
| Number Miles Railroads | 65 00 | 39 54 | 35 43 | 27 94 | 31 58 |
| Average Value of Land | 16 50 | 9 00 | 28 00 | 33 00 | 8 00 |
| Rate of County Tax | <u>1 15</u> | <u>95</u> | <u>80</u> | <u>80</u> | <u>80</u> |

TABLE NO. 5
PROPERTY ASSESSED FOR TAXATION AS SHOWN BY 1971 TAX ROLLS

| | CAMERON | CAMP | CARSON | CASS | CASTRO |
|-----------------------------------|--------------------------|------------------------|-------------------------|-------------------------|-------------------------|
| Land Assessed in Acres | \$ 47 778 090 00 | \$ 2 464 240 00 | \$ 7 169 650 00 | \$ 24 055 990 00 | \$ 10 356 530 00 |
| Town Lots | 98 913 720 00 | 1 872 402 00 | 2 626 425 00 | 5 191 040 00 | 1 867 640 00 |
| Personal Property | 41 984 660 00 | 3 105 253 00 | 21 303 970 00 | 3 411 070 00 | 3 667 800 00 |
| State and National Banks | 2 450 170 00 | 160 000 00 | 87 550 00 | 329 720 00 | 136 780 00 |
| Railroads Assessed in Miles | 1 781 630 00 | 206 620 00 | 741 060 00 | 458 780 00 | 141 560 00 |
| Rolling Stock | 288 800 00 | 81 870 00 | 133 890 00 | 118 430 00 | 22 300 00 |
| Intangible Value (Railroads) | 231 300 00 | 107 850 00 | 258 470 00 | 320 040 00 | 44 500 00 |
| Street Railways and Interurbans | - 0 - | - 0 - | - 0 - | - 0 - | - 0 - |
| Telephone and Telegraph Lines | 6 772 730 00 | 278 760 00 | 276 830 00 | 1 461 000 00 | 365 500 00 |
| Steam and Other Vessels | 3 425 790 00 | - 0 - | - 0 - | - 0 - | - 0 - |
| Pipe Lines | 1 947 870 00 | 147 230 00 | 1 269 900 00 | 269 510 00 | 559 440 00 |
| Intangible Value (Pipe Lines) | 72 270 00 | 17 870 00 | 133 000 00 | 18 440 00 | 31 300 00 |
| Intangible Value (Trucks & Buses) | <u>197 940 00</u> | <u>17 100 00</u> | <u>153 570 00</u> | <u>78 950 00</u> | <u>47 700 00</u> |
| TOTAL VALUE | \$ 205 844 970 00 | \$ 8 459 195 00 | \$ 34 154 315 00 | \$ 35 712 970 00 | \$ 17 241 050 00 |
| TOTAL VALUE FOR STATE | \$ 169 083 450 00 | \$ 6 147 775 00 | \$ 32 344 965 00 | \$ 28 989 150 00 | \$ 15 477 970 00 |
| STATE TAX | \$ 541 092 28 | \$ 19 673 16 | \$ 103 497 29 | \$ 92 759 35 | \$ 49 529 53 |
| Supplemental Value for Back Years | \$ - 0 - | \$ - 0 - | \$ - 0 - | \$ - 0 - | \$ - 0 - |
| Supplemental Tax for Back Years | <u>\$ - 0 -</u> | <u>\$ - 0 -</u> | <u>\$ - 0 -</u> | <u>\$ - 0 -</u> | <u>\$ - 0 -</u> |
| Number Acres | 494 568 00 | 126 117 00 | 563 420 00 | 576 628 00 | 574 813 00 |
| Number Miles Railroads | 107 13 | 28 80 | 118 02 | 60 46 | 27 20 |
| Average Value of Land | 95 00 | 19 50 | 12 50 | 37 00 | 17 00 |
| Rate of County Tax | <u>1 10</u> | <u>95</u> | <u>95</u> | <u>95</u> | <u>95</u> |

TABLE NO. 5
PROPERTY ASSESSED FOR TAXATION AS SHOWN BY 1971 TAX ROLLS

| | CHAMBERS | CHEROKEE | CHILDRESS | CLAY | COCHRAN |
|-----------------------------------|--------------------------|-------------------------|-------------------------|-------------------------|-------------------------|
| Land Assessed in Acres | \$ 85 389 115 00 | \$ 30 126 748 00 | \$ 4 610 070 00 | \$ 12 867 319 00 | \$ 28 676 465 00 |
| Town Lots | 3 095 060 00 | 9 757 612 00 | 4 794 845 00 | 1 416 380 00 | 1 531 565 00 |
| Personal Property | 63 252 280 00 | 16 485 916 00 | 2 172 005 00 | 3 834 888 00 | 2 048 540 00 |
| State and National Banks | 142 300 00 | 664 580 00 | 196 200 00 | 130 000 00 | 80 080 00 |
| Railroads Assessed in Miles | 92 210 00 | 1 121 910 00 | 527 770 00 | 270 660 00 | 111 510 00 |
| Rolling Stock | 25 030 00 | 399 910 00 | 38 680 00 | 76 370 00 | 35 270 00 |
| Intangible Value (Railroads) | 15 400 00 | 156 290 00 | 60 920 00 | 66 360 00 | 4 700 00 |
| Street Railways and Interurbans | - 0 - | - 0 - | - 0 - | - 0 - | - 0 - |
| Telephone and Telegraph Lines | 661 190 00 | 832 060 00 | 33 070 00 | 250 110 00 | 631 600 00 |
| Steam and Other Vessels | - 0 - | - 0 - | - 0 - | - 0 - | - 0 - |
| Pipe Lines | 3 889 130 00 | 915 280 00 | 505 880 00 | 1 414 502 00 | 604 300 00 |
| Intangible Value (Pipe Lines) | 369 870 00 | 499 340 00 | 128 970 00 | 502 640 00 | 138 410 00 |
| Intangible Value (Trucks & Buses) | <u>152 790 00</u> | <u>132 570 00</u> | <u>77 210 00</u> | <u>181 520 00</u> | <u>27 550 00</u> |
| TOTAL VALUE | \$ 157 084 375 00 | \$ 61 092 216 00 | \$ 13 145 620 00 | \$ 21 010 749 00 | \$ 33 889 990 00 |
| TOTAL VALUE FOR STATE | \$ 153 941 745 00 | \$ 49 776 391 00 | \$ 9 443 590 00 | \$ 19 044 306 00 | \$ 33 030 225 00 |
| STATE TAX | \$ 492 631 08 | \$ 159 293 87 | \$ 30 219 93 | \$ 60 957 81 | \$ 105 694 88 |
| Supplemental Value for Back Years | \$ - 0 - | \$ - 0 - | \$ - 0 - | \$ - 0 - | \$ - 0 - |
| Supplemental Tax for Back Years | <u>\$ - 0 -</u> | <u>\$ - 0 -</u> | <u>\$ - 0 -</u> | <u>\$ - 0 -</u> | <u>\$ - 0 -</u> |
| Number Acres | 364 219 00 | 657 558 00 | 401 417 00 | 660 381 00 | 497 804 00 |
| Number Miles Railroads | 27 08 | 118 49 | 50 94 | 60 00 | 24 77 |
| Average Value of Land | 23 00 | 45 00 | 12 50 | 10 00 | 5 00 |
| Rate of County Tax | <u>1 45</u> | <u>95</u> | <u>95</u> | <u>80</u> | <u>80</u> |

TABLE NO. 5
PROPERTY ASSESSED FOR TAXATION AS SHOWN BY 1971 TAX ROLLS

| | COKE | COLEMAN | COLLIN | COLLINGSWORTH | COLORADO |
|-----------------------------------|-------------------------|-------------------------|-------------------------|-------------------------|-------------------------|
| Land Assessed in Acres | \$ 4 189 170 00 | \$ 11 883 090 00 | \$ 32 455 329 00 | \$ 5 607 695 00 | \$ 42 809 195 00 |
| Town-Lots | 969 800 00 | 57 440 00 | 39 938 959 00 | 1 866 040 00 | 5 791 875 00 |
| Personal Property | 15 052 250 00 | 2 735 280 00 | 13 804 907 00 | 3 222 755 00 | 9 512 320 00 |
| State and National Banks | 100 000 00 | 295 000 00 | 907 481 00 | 246 825 00 | 1 731 431 00 |
| Railroads Assessed in Miles | 112 040 00 | 470 860 00 | 869 768 00 | 35 300 00 | 760 960 00 |
| Rolling Stock | 39 880 00 | 91 310 00 | 364 380 00 | 6 360 00 | 254 950 00 |
| Intangible Value (Railroads) | 13 300 00 | 131 770 00 | 194 730 00 | 1 500 00 | 233 720 00 |
| Street Railways and Interurbans | - 0 - | - 0 - | - 0 - | - 0 - | - 0 - |
| Telephone and Telegraph Lines | 148 080 00 | - 0 - | 4 980 474 00 | 61 230 00 | 442 280 00 |
| Steam and Other Vessels | - 0 - | - 0 - | - 0 - | - 0 - | - 0 - |
| Pipe Lines | 463 730 00 | 1 343 960 00 | 172 114 00 | 158 400 00 | 1 420 580 00 |
| Intangible Value (Pipe Lines) | 206 480 00 | 32 310 00 | - 0 - | 2 130 00 | 137 700 00 |
| Intangible Value (Trucks & Buses) | 46 040 00 | 107 120 00 | 347 890 00 | 25 680 00 | 199 300 00 |
| TOTAL VALUE | \$ 21 340 770 00 | \$ 17 148 140 00 | \$ 94 036 032 00 | \$ 11 233 915 00 | \$ 63 294 311 00 |
| TOTAL VALUE FOR STATE | \$ 20 219 480 00 | \$ 13 933 520 00 | \$ 67 997 601 00 | \$ 9 297 340 00 | \$ 57 375 801 00 |
| STATE TAX | \$ 64 701 96 | \$ 44 586 10 | \$ 217 589 27 | \$ 29 750 72 | \$ 183 600 90 |
| Supplemental Value for Back Years | \$ - 0 - | \$ - 0 - | \$ - 0 - | \$ - 0 - | \$ - 0 - |
| Supplemental Tax for Back Years | \$ - 0 - | \$ - 0 - | \$ - 0 - | \$ - 0 - | \$ - 0 - |
| Number Acres | 569 692 00 | 805 730 00 | 514 759 00 | 581 571 00 | 599 274 00 |
| Number Miles Railroads | 28 01 | 64 13 | 119 25 | 31 84 | 87 60 |
| Average Value of Land | 7 00 | 14 50 | 61 00 | 9 50 | 70 00 |
| Rate of County Tax | 95 | 80 | 95 | 95 | 70 |

TABLE NO. 5
PROPERTY ASSESSED FOR TAXATION AS SHOWN BY 1971 TAX ROLLS

| | COMAL | COMANCHE | CONCHO | COOKE | CORYELL |
|-----------------------------------|-------------------------|-------------------------|-------------------------|-------------------------|-------------------------|
| Land Assessed in Acres | \$ 13 931 440 00 | \$ 7 276 980 00 | \$ 7 152 930 00 | \$ 29 321 125 00 | \$ 9 030 019 00 |
| Town Lots | 18 976 735 00 | 3 416 617 00 | 714 095 00 | 12 823 510 00 | 10 535 303 00 |
| Personal Property | 9 004 830 00 | 5 447 240 00 | 2 532 200 00 | 8 233 279 00 | 4 882 521 00 |
| State and National Banks | 295 000 00 | 198 750 00 | 78 750 00 | 198 350 00 | 255 017 00 |
| Railroads Assessed in Miles | 360 450 00 | 203 920 00 | 83 360 00 | 275 720 00 | 214 330 00 |
| Rolling Stock | 87 830 00 | 40 600 00 | 29 670 00 | 38 500 00 | 100 190 00 |
| Intangible Value (Railroads) | 26 040 00 | 40 620 00 | 9 890 00 | 56 150 00 | 66 850 00 |
| Street Railways and Interurbans | - 0 - | - 0 - | - 0 - | - 0 - | - 0 - |
| Telephone and Telegraph Lines | 612 190 00 | 273 010 00 | 91 270 00 | 1 389 050 00 | 1 089 050 00 |
| Steam and Other Vessels | - 0 - | - 0 - | - 0 - | - 0 - | - 0 - |
| Pipe Lines | 695 500 00 | 208 850 00 | 53 270 00 | 715 410 00 | 184 600 00 |
| Intangible Value (Pipe Lines) | 3 170 00 | 108 620 00 | - 0 - | 272 050 00 | 5 530 00 |
| Intangible Value (Trucks & Buses) | <u>199 660 00</u> | <u>77 790 00</u> | <u>48 890 00</u> | <u>455 830 00</u> | <u>73 620 00</u> |
| TOTAL VALUE | \$ 44 192 845 00 | \$ 17 292 997 00 | \$ 10 794 325 00 | \$ 53 778 974 00 | \$ 26 437 030 00 |
| TOTAL VALUE FOR STATE | \$ 35 876 755 00 | \$ 13 655 257 00 | \$ 10 021 545 00 | \$ 44 511 244 00 | \$ 17 525 585 00 |
| STATE TAX | \$ 114 801 89 | \$ 43 697 11 | \$ 32 068 77 | \$ 142 436 40 | \$ 56 073 27 |
| Supplemental Value for Back Years | \$ 2 000 00 | \$ - 0 - | \$ - 0 - | \$ - 0 - | \$ - 0 - |
| Supplemental Tax for Back Years | <u>\$ 7 40</u> | <u>\$ - 0 -</u> | <u>\$ - 0 -</u> | <u>\$ - 0 -</u> | <u>\$ - 0 -</u> |
| Number Acres | 329 627 00 | 486 690 00 | 635 461 00 | 571 557 00 | 503 478 00 |
| Number Miles Railroads | 48 49 | 28 52 | 20 84 | 23 79 | 32 08 |
| Average Value of Land | 42 00 | 11 00 | 11 00 | 20 00 | 17 50 |
| Rate of County Tax | <u>82</u> | <u>1 10</u> | <u>95</u> | <u>90</u> | <u>95</u> |

TABLE NO. 5
PROPERTY ASSESSED FOR TAXATION AS SHOWN BY 1971 TAX ROLLS

| | COTTLE | CRANE | CROCKETT | CROSBY | CULBERSON |
|-----------------------------------|------------------------|-------------------------|-------------------------|-------------------------|-------------------------|
| Land Assessed in Acres | \$ 5 367 965 00 | \$ 55 538 297 00 | \$ 41 471 405 00 | \$ 10 734 914 00 | \$ 6 792 030 00 |
| Town Lots | 1 443 675 00 | 346 032 00 | 1 991 180 00 | 2 761 699 00 | 2 166 650 00 |
| Personal Property | 1 572 050 00 | 2 922 760 00 | 4 963 915 00 | 2 515 322 00 | 17 498 650 00 |
| State and National Banks | 69 000 00 | 14 000 00 | 72 000 00 | 225 000 00 | - 0 - |
| Railroads Assessed in Miles | 217 590 00 | 23 060 00 | 2 700 00 | 54 815 00 | 1 129 940 00 |
| Rolling Stock | - 0 - | 8 650 00 | 700 00 | 29 060 00 | 210 570 00 |
| Intangible Value (Railroads) | 84 690 00 | 7 760 00 | 240 00 | 3 870 00 | 310 320 00 |
| Street Railways and Interurbans | - 0 - | - 0 - | - 0 - | - 0 - | - 0 - |
| Telephone and Telegraph Lines | 47 940 00 | 63 600 00 | 11 310 00 | 542 905 00 | 850 060 00 |
| Steam and Other Vessels | - 0 - | - 0 - | - 0 - | - 0 - | - 0 - |
| Pipe Lines | 176 890 00 | 1 852 990 00 | 3 111 550 00 | - 0 - | 4 586 710 00 |
| Intangible Value (Pipe Lines) | 31 460 00 | 731 940 00 | 629 160 00 | - 0 - | 260 370 00 |
| Intangible Value (Trucks & Buses) | 45 010 00 | 62 550 00 | 66 960 00 | 45 880 00 | 154 130 00 |
| TOTAL VALUE | \$ 9 056 270 00 | \$ 61 581 639 00 | \$ 52 321 120 00 | \$ 16 913 465 00 | \$ 33 959 430 00 |
| TOTAL VALUE FOR STATE | \$ 7 663 080 00 | \$ 59 539 074 00 | \$ 50 077 705 00 | \$ 14 713 924 00 | \$ 33 093 050 00 |
| STATE TAX | \$ 24 521 86 | \$ 190 522 42 | \$ 160 247 47 | \$ 47 085 16 | \$ 105 897 72 |
| Supplemental Value for Back Years | \$ - 0 - | \$ - 0 - | \$ - 0 - | \$ - 0 - | \$ - 0 - |
| Supplemental Tax for Back Years | \$ - 0 - | \$ - 0 - | \$ - 0 - | \$ - 0 - | \$ - 0 - |
| Number Acres | 532 995 00 | 158 752 00 | 1 804 389 00 | 634 113 00 | 394 112 00 |
| Number Miles Railroads | 40 16 | 5 21 | 50 | 20 41 | 89 71 |
| Average Value of Land | 10 00 | 32 00 | 3 00 | 17 00 | 17 00 |
| Rate of County Tax | 1 33 | 95 | 95 | 95 | 95 |

TABLE NO. 5
PROPERTY ASSESSED FOR TAXATION AS SHOWN BY 1971 TAX ROLLS

| | DALLAM | DALLAS | DAWSON | DEAF SMITH | DELTA |
|-----------------------------------|-------------------------|---------------------------|-------------------------|-------------------------|------------------------|
| Land Assessed in Acres | \$ 4 572 274 00 | \$ 148 570 370 00 | \$ 17 373 530 00 | \$ 21 910 090 00 | \$ 6 394 090 00 |
| Town Lots | 3 048 549 00 | 1 942 937 710 00 | 8 541 560 00 | 14 009 690 00 | 1 247 020 00 |
| Personal Property | 3 440 942 00 | 701 198 860 00 | 7 279 150 00 | 19 123 110 00 | 1 101 415 00 |
| State and National Banks | 160 000 00 | 68 496 300 00 | 157 610 00 | 778 040 00 | 154 095 00 |
| Railroads Assessed in Miles | 464 980 00 | 3 436 390 00 | 110 000 00 | 317 460 00 | 124 990 00 |
| Rolling Stock | 57 400 00 | 660 940 00 | 25 060 00 | 33 060 00 | 94 410 00 |
| Intangible Value (Railroads) | 92 390 00 | 573 150 00 | 3 340 00 | 146 520 00 | 21 880 00 |
| Street Railways and Interurbans | - 0 - | - 0 - | - 0 - | - 0 - | - 0 - |
| Telephone and Telegraph Lines | 564 530 00 | 6 561 370 00 | 518 360 00 | 1 561 460 00 | 93 975 00 |
| Steam and Other Vessels | - 0 - | - 0 - | - 0 - | - 0 - | - 0 - |
| Pipe Lines | 696 150 00 | 1 341 290 00 | 197 810 00 | 1 149 930 00 | 180 135 00 |
| Intangible Value (Pipe Lines) | - 0 - | 42 340 00 | 141 110 00 | - 0 - | 5 400 00 |
| Intangible Value (Trucks & Buses) | <u>186 050 00</u> | <u>1 571 160 00</u> | <u>106 370 00</u> | <u>127 980 00</u> | <u>15 610 00</u> |
| TOTAL VALUE | \$ 13 283 265 00 | \$2 875 389 880 00 | \$ 34 453 900 00 | \$ 59 157 340 00 | \$ 9 433 020 00 |
| TOTAL VALUE FOR STATE | \$ 11 776 815 00 | \$2 343 109 060 00 | \$ 29 384 560 00 | \$ 53 636 070 00 | \$ 7 077 695 00 |
| STATE TAX | \$ 37 685 80 | \$ 7 497 958 90 | \$ 94 029 80 | \$ 171 642 77 | \$ 22 648 42 |
| Supplemental Value for Back Years | \$ - 0 - | \$ 1 818 600 00 | \$ - 0 - | \$ - 0 - | \$ - 0 - |
| Supplemental Tax for Back Years | <u>\$ - 0 -</u> | <u>\$ 6 729 59</u> | <u>\$ - 0 -</u> | <u>\$ - 0 -</u> | <u>\$ - 0 -</u> |
| Number Acres | 917 817 00 | 393 232 00 | 579 442 00 | 954 572 00 | 167 769 00 |
| Number Miles Railroads | 70 63 | 286 00 | 17 60 | 24 38 | 31 47 |
| Average Value of Land | 5 00 | 365 00 | 6 00 | 23 00 | 37 50 |
| Rate of County Tax | <u>92</u> | <u>1 00</u> | <u>94</u> | <u>93</u> | <u>95</u> |

TABLE NO. 5
PROPERTY ASSESSED FOR TAXATION AS SHOWN BY 1971 TAX ROLLS

| | DENTON | DEWITT | DICKENS | DIMITT | DONLEY |
|-----------------------------------|--------------------------|-------------------------|-------------------------|-------------------------|------------------------|
| Land Assessed in Acres | \$ 35 854 825 00 | \$ 18 065 375 00 | \$ 6 014 266 00 | \$ 10 126 537 00 | \$ 3 117 802 00 |
| Town Lots | 44 510 175 00 | 6 704 545 00 | 1 569 249 00 | 3 142 721 00 | 1 876 425 00 |
| Personal Property | 22 304 699 00 | 6 251 740 00 | 3 070 944 00 | 8 272 882 00 | 2 165 938 00 |
| State and National Banks | 535 273 00 | 639 730 00 | 60 000 00 | 160 000 00 | 74 500 00 |
| Railroads Assessed in Miles | 1 081 140 00 | 356 230 00 | - 0 - | 163 190 00 | 309 220 00 |
| Rolling Stock | 279 820 00 | 216 340 00 | - 0 - | 69 150 00 | 37 170 00 |
| Intangible Value (Railroads) | 234 040 00 | 31 930 00 | - 0 - | 27 130 00 | 77 440 00 |
| Street Railways and Interurbans | - 0 - | - 0 - | - 0 - | - 0 - | - 0 - |
| Telephone and Telegraph Lines | 4 209 800 00 | 1 716 490 00 | - 0 - | 684 740 00 | 123 040 00 |
| Steam and Other Vessels | - 0 - | - 0 - | - 0 - | - 0 - | - 0 - |
| Pipe Lines | 162 870 00 | 571 240 00 | - 0 - | 32 860 00 | 194 580 00 |
| Intangible Value (Pipe Lines) | 74 560 00 | 38 390 00 | - 0 - | - 0 - | 16 560 00 |
| Intangible Value (Trucks & Buses) | <u>390 640 00</u> | <u>70 830 00</u> | <u>47 820 00</u> | <u>35 090 00</u> | <u>56 740 00</u> |
| TOTAL VALUE | \$ 109 637 842 00 | \$ 34 662 840 00 | \$ 10 762 279 00 | \$ 22 714 300 00 | \$ 8 049 415 00 |
| TOTAL VALUE FOR STATE | \$ 86 869 772 00 | \$ 27 887 020 00 | \$ 9 123 363 00 | \$ 20 269 182 00 | \$ 6 662 469 00 |
| STATE TAX | \$ 277 983 71 | \$ 89 234 46 | \$ 29 184 18 | \$ 64 863 43 | \$ 21 319 76 |
| Supplemental Value for Back Years | \$ - 0 - | \$ - 0 - | \$ - 0 - | \$ - 0 - | \$ - 0 - |
| Supplemental Tax for Back Years | <u>\$ - 0 -</u> | <u>\$ - 0 -</u> | <u>\$ - 0 -</u> | <u>\$ - 0 -</u> | <u>\$ - 0 -</u> |
| Number Acres | 521 891 00 | 550 001 00 | 575 826 00 | 829 105 00 | 561 217 00 |
| Number Miles Railroads | 130 48 | 58 85 | - 0 - | 33 98 | 49 48 |
| Average Value of Land | 68 00 | 30 00 | 10 00 | 12 00 | 5 50 |
| Rate of County Tax | <u>95</u> | <u>95</u> | <u>80</u> | <u>80</u> | <u>95</u> |

TABLE NO. 5
PROPERTY ASSESSED FOR TAXATION AS SHOWN BY 1971 TAX ROLLS

| | DUVAL | EASTLAND | ECTOR | EDWARDS | ELLIS |
|-----------------------------------|--------------------------|-------------------------|-------------------------|-------------------------|-------------------------|
| Land Assessed in Acres | \$ 88 096 510 00 | \$ 5 613 420 00 | \$189 934 220 00 | \$ 8 705 430 00 | \$ 20 128 951 00 |
| Town Lots | 4 726 235 00 | 5 844 720 00 | 61 744 240 00 | 600 960 00 | 15 839 030 00 |
| Personal Property | 6 923 160 00 | 6 189 520 00 | 34 634 310 00 | 1 811 800 00 | 17 090 170 00 |
| State and National Banks | 261 290 00 | 366 500 00 | 1 043 600 00 | 6 910 00 | 1 092 345 00 |
| Railroads Assessed in Miles | 946 000 00 | 222 370 00 | 398 910 00 | - 0 - | 1 071 000 00 |
| Rolling Stock | 170 869 00 | 70 000 00 | 72 480 00 | - 0 - | 293 400 00 |
| Intangible Value (Railroads) | 95 180 00 | 125 970 00 | 130 420 00 | - 0 - | 205 430 00 |
| Street Railways and Interurbans | - 0 - | - 0 - | - 0 - | - 0 - | - 0 - |
| Telephone and Telegraph Lines | 1 958 940 00 | 792 100 00 | 4 997 090 00 | 450 140 00 | 5 140 00 |
| Steam and Other Vessels | - 0 - | - 0 - | - 0 - | - 0 - | - 0 - |
| Pipe Lines | 5 429 780 00 | 2 097 700 00 | 1 937 680 00 | 1 144 900 00 | 1 843 195 00 |
| Intangible Value (Pipe Lines) | 316 940 00 | 570 770 00 | 1 005 230 00 | 69 600 00 | 219 710 00 |
| Intangible Value (Trucks & Buses) | <u>107 140 00</u> | <u>154 790 00</u> | <u>384 910 00</u> | <u>9 770 00</u> | <u>321 350 00</u> |
| TOTAL VALUE | \$ 109 032 044 00 | \$ 22 047 860 00 | \$296 283 090 00 | \$ 12 799 510 00 | \$ 58 109 721 00 |
| TOTAL VALUE FOR STATE | \$ 108 212 084 00 | \$ 17 335 580 00 | \$279 393 760 00 | \$ 12 173 070 00 | \$ 42 857 791 00 |
| STATE TAX | \$ 346 274 99 | \$ 55 472 97 | \$ 894 050 93 | \$ 38 953 82 | \$ 137 146 71 |
| Supplemental Value for Back Years | \$ - 0 - | \$ - 0 - | \$ - 0 - | \$ - 0 - | \$ - 0 - |
| Supplemental Tax for Back Years | <u>\$ - 0 -</u> | <u>\$ - 0 -</u> | <u>\$ - 0 -</u> | <u>\$ - 0 -</u> | <u>\$ - 0 -</u> |
| Number Acres | 707 562 00 | 562 839 00 | 726 715 00 | 1 424 073 00 | 578 409 00 |
| Number Miles Railroads | 45 05 | 32 51 | 31 93 | - 0 - | 138 20 |
| Average Value of Land | 84 00 | 9 50 | 13 50 | 6 00 | 65 00 |
| Rate of County Tax | <u>2 85</u> | <u>80</u> | <u>95</u> | <u>75</u> | <u>80</u> |

TABLE NO. 5
PROPERTY ASSESSED FOR TAXATION AS SHOWN BY 1971 TAX ROLLS

| | EL PASO | ERATH | FALLS | FANNIN | FAYETTE |
|-----------------------------------|--------------------------|-------------------------|-------------------------|-------------------------|-------------------------|
| Land Assessed in Acres | \$ 44 312 460 00 | \$ 13 022 620 00 | \$ 12 204 378 00 | \$ 19 542 210 00 | \$ 15 137 675 00 |
| Town Lots | 264 040 795 00 | 10 011 800 00 | 7 513 150 00 | 8 595 020 00 | 5 503 310 00 |
| Personal Property | 58 030 971 00 | 3 820 790 00 | 5 219 641 00 | 13 286 330 00 | 6 563 880 00 |
| State and National Banks | 4 958 477 00 | 765 980 00 | 584 360 00 | 404 350 00 | 776 250 00 |
| Railroads Assessed in Miles | 3 178 390 00 | 230 300 00 | 355 540 00 | 389 360 00 | 751 370 00 |
| Rolling Stock | 418 600 00 | 53 830 00 | 95 450 00 | 103 770 00 | 272 640 00 |
| Intangible Value (Railroads) | 459 360 00 | 53 860 00 | 63 180 00 | 78 250 00 | 255 690 00 |
| Street Railways and Interurbans | 44 000 00 | - 0 - | - 0 - | - 0 - | - 0 - |
| Telephone and Telegraph Lines | 41 650 00 | 75 230 00 | 952 760 00 | - 0 - | 478 620 00 |
| Steam and Other Vessels | - 0 - | - 0 - | - 0 - | - 0 - | - 0 - |
| Pipe Lines | 31 686 570 00 | 1 115 430 00 | 1 035 760 00 | - 0 - | 1 100 450 00 |
| Intangible Value (Pipe Lines) | 133 740 00 | 419 350 00 | 97 570 00 | 12 150 00 | 331 110 00 |
| Intangible Value (Trucks & Buses) | <u>722 990 00</u> | <u>114 410 00</u> | <u>116 050 00</u> | <u>107 470 00</u> | <u>169 320 00</u> |
| TOTAL VALUE | \$ 408 028 003 00 | \$ 29 683 600 00 | \$ 28 237 839 00 | \$ 42 518 910 00 | \$ 31 340 315 00 |
| TOTAL VALUE FOR STATE | \$ 320 693 603 00 | \$ 20 410 580 00 | \$ 21 594 099 00 | \$ 32 191 430 00 | \$ 22 350 865 00 |
| STATE TAX | \$ 1 026 241 40 | \$ 65 313 46 | \$ 69 097 03 | \$ 102 986 09 | \$ 71 522 98 |
| Supplemental Value for Back Years | \$ - 0 - | \$ - 0 - | \$ - 0 - | \$ - 0 - | \$ - 0 - |
| Supplemental Tax for Back Years | <u>\$ - 0 -</u> | <u>\$ - 0 -</u> | <u>\$ - 0 -</u> | <u>\$ - 0 -</u> | <u>\$ - 0 -</u> |
| Number Acres | 322 523 00 | 685 037 00 | 475 974 00 | 547 931 00 | 548 769 00 |
| Number Miles Railroads | 91 06 | 43 00 | 38 76 | 53 15 | 93 04 |
| Average Value of Land | 86 00 | 18 00 | 26 00 | 34 00 | 25 50 |
| Rate of County Tax | <u>90</u> | <u>80</u> | <u>95</u> | <u>1 10</u> | <u>70</u> |

TABLE NO. 5
PROPERTY ASSESSED FOR TAXATION AS SHOWN BY 1971 TAX ROLLS

| | FISHER | FLOYD | FOARD | FORT BEND | FRANKLIN |
|-----------------------------------|-------------------------|-------------------------|------------------------|--------------------------|-------------------------|
| Land Assessed in Acres | \$ 27 029 100 00 | \$ 20 571 850 00 | \$ 4 778 915 00 | \$ 89 266 690 00 | \$ 18 340 530 00 |
| Town Lots | 1 653 390 00 | 5 540 380 00 | 1 736 495 00 | 14 858 580 00 | - 0 - |
| Personal Property | 2 464 570 00 | 4 196 000 00 | 1 464 775 00 | 16 726 030 00 | 1 510 620 00 |
| State and National Banks | 65 000 00 | 251 630 00 | 50 000 00 | 886 450 00 | 40 000 00 |
| Railroads Assessed in Miles | 291 330 00 | 754 120 00 | 163 200 00 | 1 119 180 00 | 121 410 00 |
| Rolling Stock | 67 280 00 | 74 700 00 | 30 980 00 | 453 620 00 | 51 020 00 |
| Intangible Value (Railroads) | 59 020 00 | 117 710 00 | 10 330 00 | 356 800 00 | 40 790 00 |
| Street Railways and Interurbans | - 0 - | - 0 - | - 0 - | - 0 - | - 0 - |
| Telephone and Telegraph Lines | 506 700 00 | 1 636 010 00 | 131 620 00 | 909 900 00 | 36 610 00 |
| Steam and Other Vessels | - 0 - | - 0 - | - 0 - | - 0 - | - 0 - |
| Pipe Lines | 757 720 00 | 769 790 00 | 126 290 00 | 4 580 670 00 | 270 820 00 |
| Intangible Value (Pipe Lines) | 198 570 00 | 138 470 00 | 1 390 00 | 377 050 00 | 113 920 00 |
| Intangible Value (Trucks & Buses) | <u>44 160 00</u> | <u>57 750 00</u> | <u>39 860 00</u> | <u>240 970 00</u> | <u>41 470 00</u> |
| TOTAL VALUE | \$ 33 136 840 00 | \$ 34 108 410 00 | \$ 8 533 855 00 | \$ 129 775 940 00 | \$ 20 567 190 00 |
| TOTAL VALUE FOR STATE | \$ 30 306 840 00 | \$ 29 658 830 00 | \$ 7 530 100 00 | \$ 120 006 160 00 | \$ 18 300 080 00 |
| STATE TAX | \$ 96 982 72 | \$ 94 906 38 | \$ 24 093 74 | \$ 384 019 71 | \$ 58 560 01 |
| Supplemental Value for Back Years | \$ - 0 - | \$ - 0 - | \$ - 0 - | \$ - 0 - | \$ - 0 - |
| Supplemental Tax for Back Years | <u>\$ - 0 -</u> | <u>\$ - 0 -</u> | <u>\$ - 0 -</u> | <u>\$ - 0 -</u> | <u>\$ - 0 -</u> |
| Number Acres | 567 416 00 | 627 601 00 | 612 502 00 | 407 085 00 | 162 795 00 |
| Number Miles Railroads | 43 84 | 99 35 | 21 76 | 176 00 | 14 87 |
| Average Value of Land | 10 50 | 33 00 | 7 50 | 155 00 | 22 00 |
| Rate of County Tax | <u>95</u> | <u>90</u> | <u>80</u> | <u>92</u> | <u>95</u> |

TABLE NO. 5
PROPERTY ASSESSED FOR TAXATION AS SHOWN BY 1971 TAX ROLLS

| | FREESTONE | FRIO | GAINES | CALVESTON | GARZA |
|-----------------------------------|-------------------------|-------------------------|-------------------------|--------------------------|-------------------------|
| Land Assessed in Acres | \$ 10 270 105 00 | \$ 10 872 774 00 | \$ 91 848 380 00 | \$ 20 099 771 00 | \$ 13 796 570 00 |
| Town Lots | 2 515 655 00 | 3 212 205 00 | 3 222 530 00 | 426 603 600 00 | 2 322 060 00 |
| Personal Property | 6 852 480 00 | 6 987 062 00 | 4 938 690 00 | 20 218 241 00 | 1 461 155 00 |
| State and National Banks | 265 420 00 | 67 200 00 | 156 540 00 | 5 054 365 00 | 138 300 00 |
| Railroads Assessed in Miles | 338 060 00 | 252 250 00 | 14 130 00 | 2 020 480 00 | 1 630 00 |
| Rolling Stock | 79 790 00 | 70 300 00 | 4 060 00 | 258 320 00 | 57 370 00 |
| Intangible Value (Railroads) | 58 590 00 | 27 600 00 | 540 00 | 145 170 00 | 95 710 00 |
| Street Railways and Interurbans | - 0 - | - 0 - | - 0 - | - 0 - | - 0 - |
| Telephone and Telegraph Lines | 853 695 00 | 292 980 00 | 132 220 00 | 9 082 980 00 | 1 073 535 00 |
| Steam and Other Vessels | - 0 - | - 0 - | - 0 - | 3 089 030 00 | - 0 - |
| Pipe Lines | 1 704 550 00 | 291 440 00 | 3 075 900 00 | 4 790 240 00 | 1 073 535 00 |
| Intangible Value (Pipe Lines) | 796 120 00 | 291 440 00 | 3 075 900 00 | 4 790 240 00 | 18 890 00 |
| Intangible Value (Trucks & Buses) | <u>155 020 00</u> | <u>103 110 00</u> | <u>108 210 00</u> | <u>156 630 00</u> | <u>82 100 00</u> |
| TOTAL VALUE | \$ 23 889 485 00 | \$ 22 194 641 00 | \$104 177 830 00 | \$ 491 785 987 00 | \$ 19 153 290 00 |
| TOTAL VALUE FOR STATE | \$ 20 204 335 00 | \$ 19 385 781 00 | \$101 680 100 00 | \$ 449 203 292 00 | \$ 17 259 980 00 |
| STATE TAX | \$ 64 655 09 | \$ 62 032 19 | \$ 325 376 03 | \$ 1 437 472 06 | \$ 55 231 58 |
| Supplemental Value for Back Years | \$ - 0 - | \$ - 0 - | \$ - 0 - | \$ - 0 - | \$ - 0 - |
| Supplemental Tax for Back Years | <u>\$ - 0 -</u> | <u>\$ - 0 -</u> | <u>\$ - 0 -</u> | <u>\$ - 0 -</u> | <u>\$ - 0 -</u> |
| Number Acres | 555 062 00 | 760 284 00 | 1 103 857 00 | 312 577 00 | 528 650 00 |
| Number Miles Railroads | 46 33 | 34 54 | 2 85 | 106 50 | 3 99 |
| Average Value of Land | 18 00 | 11 50 | 9 00 | 55 00 | 22 00 |
| Rate of County Tax | <u>80</u> | <u>95</u> | <u>95</u> | <u>92</u> | <u>80</u> |

TABLE NO. 5
PROPERTY ASSESSED FOR TAXATION AS SHOWN BY 1971 TAX ROLLS

| | GILLESPIE | GLASSCOCK | GOLIAD | GONZALES | GRAY |
|-----------------------------------|-------------------------|-------------------------|-------------------------|-------------------------|-------------------------|
| Land Assessed in Acres | \$ 8 649 835 00 | \$ 8 443 323 00 | \$ 19 179 690 00 | \$ 8 075 430 00 | \$ 25 519 650 00 |
| Town Lots | 5 155 500 00 | 175 700 00 | 1 480 190 00 | 4 702 901 00 | 12 920 820 00 |
| Personal Property | 3 899 445 00 | 797 365 00 | 2 702 750 00 | 5 248 490 00 | 20 522 162 00 |
| State and National Banks | 290 935 00 | - 0 - | 187 760 00 | 250 390 00 | 207 700 00 |
| Railroads Assessed in Miles | - 0 - | - 0 - | 230 640 00 | 320 020 00 | 724 590 00 |
| Rolling Stock | - 0 - | - 0 - | 111 570 00 | 204 630 00 | 79 180 00 |
| Intangible Value (Railroads) | - 0 - | - 0 - | 61 570 00 | 130 000 00 | 132 270 00 |
| Street Railways and Interurbans | - 0 - | - 0 - | - 0 - | - 0 - | - 0 - |
| Telephone and Telegraph Lines | 338 070 00 | 10 680 00 | 103 760 00 | 214 700 00 | 10 230 00 |
| Steam and Other Vessels | - 0 - | - 0 - | - 0 - | - 0 - | - 0 - |
| Pipe Lines | 705 240 00 | 1 751 310 00 | 1 203 280 00 | 195 530 00 | 2 324 680 00 |
| Intangible Value (Pipe Lines) | 293 970 00 | 80 350 00 | 4 670 00 | 86 320 00 | 181 020 00 |
| Intangible Value (Trucks & Buses) | <u>85 450 00</u> | <u>72 420 00</u> | <u>55 070 00</u> | <u>217 980 00</u> | <u>153 630 00</u> |
| TOTAL VALUE | \$ 19 418 445 00 | \$ 11 331 148 00 | \$ 25 320 950 00 | \$ 19 646 391 00 | \$ 62 775 932 00 |
| TOTAL VALUE FOR STATE | \$ 13 010 060 00 | \$ 11 019 526 00 | \$ 23 821 390 00 | \$ 15 355 135 00 | \$ 57 286 662 00 |
| STATE TAX | \$ 41 637 25 | \$ 35 261 71 | \$ 76 226 85 | \$ 49 137 31 | \$ 183 314 82 |
| Supplemental Value for Back Years | \$ - 0 - | \$ - 0 - | \$ - 0 - | \$ - 0 - | \$ - 0 - |
| Supplemental Tax for Back Years | <u>\$ - 0 -</u> | <u>\$ - 0 -</u> | <u>\$ - 0 -</u> | <u>\$ - 0 -</u> | <u>\$ - 0 -</u> |
| Number Acres | 657 811 00 | 570 196 00 | 384 966 00 | 667 922 00 | 445 106 00 |
| Number Miles Railroads | - 0 - | - 0 - | 30 30 | 55 68 | 96 98 |
| Average Value of Land | 13 00 | 6 00 | 15 50 | 12 00 | 5 00 |
| Rate of County Tax | <u>95</u> | <u>95</u> | <u>95</u> | <u>95</u> | <u>95</u> |

TABLE NO. 5
PROPERTY ASSESSED FOR TAXATION AS SHOWN BY 1971 TAX ROLLS

| | GRAYSON | GREGG | GRIMES | GUADALUPE | HALE |
|-----------------------------------|--------------------------|--------------------------|-------------------------|-------------------------|-------------------------|
| Land Assessed in Acres | \$ 52 626 384 00 | \$ 179 203 560 00 | \$ 10 117 890 00 | \$ 21 841 540 00 | \$ 31 066 960 00 |
| Town Lots | 58 416 703 00 | 19 391 160 00 | 4 585 981 00 | 15 796 730 00 | 21 470 500 00 |
| Personal Property | 33 350 640 00 | 25 438 720 00 | 3 805 495 00 | 7 229 750 00 | 13 443 215 00 |
| State and National Banks | 3 146 230 00 | 1 656 580 00 | 366 870 00 | 718 890 00 | 2 364 050 00 |
| Railroads Assessed in Miles | 2 121 120 00 | 383 480 00 | 717 150 00 | 417 130 00 | 601 650 00 |
| Rolling Stock | 379 740 00 | 69 260 00 | 171 270 00 | 134 660 00 | 90 960 00 |
| Intangible Value (Railroads) | 227 030 00 | 102 540 00 | 126 310 00 | 174 410 00 | 96 080 00 |
| Street Railways and Interurbans | - 0 - | - 0 - | - 0 - | - 0 - | - 0 - |
| Telephone and Telegraph Lines | 3 550 460 00 | 1 918 750 00 | 462 716 00 | 1 680 640 00 | 2 592 580 00 |
| Steam and Other Vessels | - 0 - | - 0 - | - 0 - | - 0 - | - 0 - |
| Pipe Lines | 823 810 00 | 1 828 520 00 | 1 197 410 00 | 745 590 00 | 473 410 00 |
| Intangible Value (Pipe Lines) | 134 290 00 | 754 120 00 | 232 310 00 | 62 630 00 | 31 470 00 |
| Intangible Value (Trucks & Buses) | <u>596 350 00</u> | <u>307 550 00</u> | <u>54 160 00</u> | <u>212 520 00</u> | <u>140 500 00</u> |
| TOTAL VALUE | \$ 155 372 757 00 | \$ 231 054 240 00 | \$ 21 837 562 00 | \$ 49 014 490 00 | \$ 72 371 375 00 |
| TOTAL VALUE FOR STATE | \$ 130 261 905 00 | \$ 212 874 350 00 | \$ 17 290 142 00 | \$ 40 997 120 00 | \$ 59 518 435 00 |
| STATE TAX | \$ 416 835 37 | \$ 681 196 61 | \$ 55 328 79 | \$ 131 187 51 | \$ 190 459 11 |
| Supplemental Value for Back Years | \$ 2 100 00 | \$ - 0 - | \$ - 0 - | \$ 6 350 00 | \$ - 0 - |
| Supplemental Tax for Back Years | <u>\$ 8 10</u> | <u>\$ - 0 -</u> | <u>\$ - 0 -</u> | <u>\$ 20 32</u> | <u>\$ - 0 -</u> |
| Number Acres | 635 377 00 | 195 530 00 | 514 882 00 | 441 759 00 | 628 845 00 |
| Number Miles Railroads | 168 78 | 33 37 | 72 50 | 36 60 | 79 52 |
| Average Value of Land | 41 00 | 90 00 | 19 00 | 38 00 | 41 00 |
| Rate of County Tax | <u>1 00</u> | <u>95</u> | <u>1 20</u> | <u>80</u> | <u>95</u> |

TABLE NO. 5
PROPERTY ASSESSED FOR TAXATION AS SHOWN BY 1971 TAX ROLLS

| | HALL | HAMILTON | HANSFORD | HARDEMAN | HARDIN |
|-----------------------------------|-------------------------|-------------------------|-------------------------|-------------------------|-------------------------|
| Land Assessed in Acres | \$ 6 498 733 00 | \$ 7 215 290 00 | \$ 22 970 077 00 | \$ 10 045 740 00 | \$ 50 728 490 00 |
| Town Lots | 3 638 835 00 | 2 119 820 00 | 2 257 186 00 | 4 298 460 00 | 11 321 270 00 |
| Personal Property | 2 190 920 00 | 4 658 540 00 | 8 944 597 00 | 3 613 785 00 | 14 125 530 00 |
| State and National Banks | 121 580 00 | 443 200 00 | 65 000 00 | 231 030 00 | 729 580 00 |
| Railroads Assessed in Miles | 341 440 00 | - 0 - | 283 260 00 | 581 460 00 | 1 074 000 00 |
| Rolling Stock | 39 170 00 | - 0 - | 61 230 00 | 65 800 00 | 207 300 00 |
| Intangible Value (Railroads) | 73 960 00 | - 0 - | 14 100 00 | 124 410 00 | 101 340 00 |
| Street Railways and Interurbans | - 0 - | - 0 - | - 0 - | - 0 - | - 0 - |
| Telephone and Telegraph Lines | 254 690 00 | 57 510 00 | 310 435 00 | 209 320 00 | 1 751 970 00 |
| Steam and Other Vessels | - 0 - | - 0 - | - 0 - | - 0 - | - 0 - |
| Pipe Lines | 129 040 00 | 336 850 00 | 2 331 125 00 | 288 500 00 | 4 399 020 00 |
| Intangible Value (Pipe Lines) | 22 120 00 | 23 930 00 | 59 170 00 | 15 650 00 | 1 398 010 00 |
| Intangible Value (Trucks & Buses) | <u>40 820 00</u> | <u>78 110 00</u> | <u>24 280 00</u> | <u>47 370 00</u> | <u>53 400 00</u> |
| TOTAL VALUE | \$ 13 351 308 00 | \$ 14 933 250 00 | \$ 37 320 460 00 | \$ 19 521 525 00 | \$ 85 889 910 00 |
| TOTAL VALUE FOR STATE | \$ 10 679 493 00 | \$ 11 506 080 00 | \$ 35 726 869 00 | \$ 16 176 485 00 | \$ 77 338 020 00 |
| STATE TAX | \$ 34 173 27 | \$ 36 819 46 | \$ 114 325 65 | \$ 51 768 90 | \$ 247 471 66 |
| Supplemental Value for Back Years | \$ - 0 - | \$ - 0 - | \$ - 0 - | \$ - 0 - | \$ - 0 - |
| Supplemental Tax for Back Years | <u>\$ - 0 -</u> | <u>\$ - 0 -</u> | <u>\$ - 0 -</u> | <u>\$ - 0 -</u> | <u>\$ - 0 -</u> |
| Number Acres | 517 293 00 | 529 648 00 | 269 579 00 | 427 890 00 | 637 704 00 |
| Number Miles Railroads | 51 58 | - 0 - | 59 00 | 75 47 | 94 21 |
| Average Value of Land | 12 00 | 14 00 | 84 00 | 21 00 | 42 00 |
| Rate of County Tax | <u>95</u> | <u>80</u> | <u>1 00</u> | <u>95</u> | <u>1 20</u> |

TABLE NO. 5
PROPERTY ASSESSED FOR TAXATION AS SHOWN BY 1971 TAX ROLLS

| | HARRIS | HARRISON | HARTLEY | HASKELL | HAYS |
|-----------------------------------|----------------------------|--------------------------|-------------------------|-------------------------|-------------------------|
| Land Assessed in Acres | \$ 818 543 020 00 | \$ 25 406 490 00 | \$ 6 107 637 00 | \$ 12 947 343 00 | \$ 20 181 988 00 |
| Town Lots | 2 440 791 690 00 | 26 551 346 00 | 1 928 409 00 | 2 532 080 00 | 17 643 548 00 |
| Personal Property | 615 846 650 00 | 40 920 490 00 | 2 973 677 00 | 2 882 657 00 | 2 658 747 00 |
| State and National Banks | 89 112 860 00 | 1 073 922 00 | - 0 - | 83 000 00 | 1 221 197 00 |
| Railroads Assessed in Miles | 12 674 200 00 | 1 137 920 00 | 687 000 00 | 243 240 00 | 335 024 00 |
| Rolling Stock | 1 602 295 00 | 170 300 00 | 59 040 00 | 65 440 00 | 92 980 00 |
| Intangible Value (Railroads) | 724 860 00 | 397 350 00 | 80 440 00 | 33 370 00 | 22 300 00 |
| Street Railways and Interurbans | - 0 - | - 0 - | - 0 - | - 0 - | - 0 - |
| Telephone and Telegraph Lines | 90 894 670 00 | 3 911 370 00 | 351 400 00 | 373 940 00 | 62 651 00 |
| Steam and Other Vessels | 696 650 00 | - 0 - | - 0 - | - 0 - | - 0 - |
| Pipe Lines | 86 101 320 00 | 2 200 510 00 | 365 030 00 | 814 003 00 | 710 011 00 |
| Intangible Value (Pipe Lines) | 2 238 460 00 | 176 050 00 | - 0 - | 211 050 00 | 150 690 00 |
| Intangible Value (Trucks & Buses) | <u>2 190 220 00</u> | <u>435 970 00</u> | <u>107 510 00</u> | <u>58 670 00</u> | <u>150 320 00</u> |
| TOTAL VALUE | \$ 4 161 416 895 00 | \$ 102 381 718 00 | \$ 12 660 143 00 | \$ 20 244 793 00 | \$ 43 229 456 00 |
| TOTAL VALUE FOR STATE | \$ 3 776 047 865 00 | \$ 84 682 942 00 | \$ 11 554 693 00 | \$ 17 898 933 00 | \$ 35 706 543 00 |
| STATE TAX | \$ 12 083 359 66 | \$ 270 982 67 | \$ 36 975 01 | \$ 57 275 81 | \$ 114 260 76 |
| Supplemental Value for Back Years | \$ 19 170 00 | \$ - 0 - | \$ - 0 - | \$ - 0 - | \$ - 0 - |
| Supplemental Tax for Back Years | <u>\$ 80 32</u> | <u>\$ - 0 -</u> | <u>\$ - 0 -</u> | <u>\$ - 0 -</u> | <u>\$ - 0 -</u> |
| Number Acres | 745 928 00 | 566 117 00 | 402 218 00 | 696 575 00 | 409 348 00 |
| Number Miles Railroads | 451 12 | 79 77 | 79 89 | 60 81 | 36 35 |
| Average Value of Land | 1 086 00 | 15 00 | 8 00 | 12 50 | 48 00 |
| Rate of County Tax | <u>1 84</u> | <u>95</u> | <u>95</u> | <u>80</u> | <u>61</u> |

TABLE NO. 5
PROPERTY ASSESSED FOR TAXATION AS SHOWN BY 1971 TAX ROLLS

| | HEMPHILL | HENDERSON | HIDALGO | HILL | HOCKLEY |
|-----------------------------------|-------------------------|-------------------------|-------------------------|-------------------------|-------------------------|
| Land Assessed in Acres | \$ 22 856 800 00 | \$ 36 367 520 00 | \$112 816 695 00 | \$ 18 103 990 00 | \$ 45 647 503 00 |
| Town Lots | 1 860 960 00 | 11 144 852 00 | 70 606 350 00 | 10 170 660 00 | 12 373 376 00 |
| Personal Property | 3 004 260 00 | 3 633 360 00 | 29 684 815 00 | 6 153 843 00 | 3 596 780 00 |
| State and National Banks | 164 046 00 | 296 081 00 | 2 915 540 00 | 714 401 00 | 141 517 00 |
| Railroads Assessed in Miles | 305 020 00 | 614 150 00 | 1 469 650 00 | 621 650 00 | 131 340 00 |
| Rolling Stock | 49 580 00 | 306 170 00 | 392 190 00 | 192 870 00 | 65 690 00 |
| Intangible Value (Railroads) | 210 930 00 | 108 770 00 | 253 300 00 | 79 320 00 | 25 640 00 |
| Street Railways and Interurbans | - 0 - | - 0 - | - 0 - | - 0 - | - 0 - |
| Telephone and Telegraph Lines | 176 720 00 | 168 020 00 | 10 169 760 00 | 1 708 277 00 | 735 500 00 |
| Steam and Other Vessels | - 0 - | - 0 - | - 0 - | - 0 - | - 0 - |
| Pipe Lines | 47 070 00 | 6 421 480 00 | 3 701 580 00 | 1 580 605 00 | 1 682 810 00 |
| Intangible Value (Pipe Lines) | 16 950 00 | 414 450 00 | 92 180 00 | 700 350 00 | 395 300 00 |
| Intangible Value (Trucks & Buses) | <u>31 990 00</u> | <u>88 420 00</u> | <u>316 600 00</u> | <u>224 790 00</u> | <u>88 640 00</u> |
| TOTAL VALUE | \$ 28 724 326 00 | \$ 59 563 273 00 | \$232 418 660 00 | \$ 40 250 756 00 | \$ 64 884 096 00 |
| TOTAL VALUE FOR STATE | \$ 27 432 566 00 | \$ 53 228 363 00 | \$183 696 040 00 | \$ 30 002 627 00 | \$ 61 225 786 00 |
| STATE TAX | \$ 87 783 80 | \$ 170 306 04 | \$ 587 823 63 | \$ 96 004 88 | \$ 195 919 69 |
| Supplemental Value for Back Years | \$ - 0 - | \$ - 0 - | \$ - 0 - | \$ - 0 - | \$ - 0 - |
| Supplemental Tax for Back Years | <u>\$ - 0 -</u> | <u>\$ - 0 -</u> | <u>\$ - 0 -</u> | <u>\$ - 0 -</u> | <u>\$ - 0 -</u> |
| Number Acres | 585 192 00 | 541 023 00 | 983 172 00 | 585 914 00 | 565 437 00 |
| Number Miles Railroads | 34 82 | 80 65 | 135 36 | 83 92 | 55 25 |
| Average Value of Land | 39 00 | 65 00 | 68 50 | 35 00 | 21 00 |
| Rate of County Tax | <u>85</u> | <u>95</u> | <u>1 40</u> | <u>80</u> | <u>1 10</u> |

TABLE NO. 5
PROPERTY ASSESSED FOR TAXATION AS SHOWN BY 1971 TAX ROLLS

| | HOOD | HOPKINS | HOUSTON | HOWARD | HUDSPETH |
|-----------------------------------|-------------------------|-------------------------|-------------------------|-------------------------|-------------------------|
| Land Assessed in Acres | \$ 4 463 585 00 | \$ 14 203 560 00 | \$ 11 151 095 00 | \$ 37 957 250 00 | \$ 5 415 345 00 |
| Town Lots | 5 415 989 00 | 6 899 460 00 | 2 588 590 00 | 21 391 300 00 | 2 509 165 00 |
| Personal Property | 919 585 00 | 5 171 450 00 | 8 953 155 00 | 16 334 260 00 | 1 338 515 00 |
| State and National Banks | 75 510 00 | 710 000 00 | 500 000 00 | 821 168 00 | - 0 - |
| Railroads Assessed in Miles | 189 420 00 | 448 070 00 | 255 900 00 | 302 390 00 | 732 210 00 |
| Rolling Stock | 44 950 00 | 206 260 00 | 73 900 00 | 73 620 00 | 460 230 00 |
| Intangible Value (Railroads) | 44 950 00 | 249 930 00 | 29 000 00 | 132 470 00 | 480 110 00 |
| Street Railways and Interurbans | - 0 - | - 0 - | - 0 - | - 0 - | - 0 - |
| Telephone and Telegraph Lines | 272 271 00 | 244 650 00 | 923 580 00 | 145 800 00 | 645 770 00 |
| Steam and Other Vessels | - 0 - | - 0 - | - 0 - | - 0 - | - 0 - |
| Pipe Lines | 130 770 00 | 381 750 00 | 1 028 490 00 | 1 791 610 00 | 3 348 370 00 |
| Intangible Value (Pipe Lines) | 90 070 00 | 120 560 00 | 390 540 00 | 625 030 00 | 310 370 00 |
| Intangible Value (Trucks & Buses) | <u>34 890 00</u> | <u>121 230 00</u> | <u>59 200 00</u> | <u>230 640 00</u> | <u>241 970 00</u> |
| TOTAL VALUE | \$ 11 681 990 00 | \$ 28 756 920 00 | \$ 25 953 450 00 | \$ 79 805 538 00 | \$ 15 482 055 00 |
| TOTAL VALUE FOR STATE | \$ 9 662 817 00 | \$ 24 958 790 00 | \$ 21 392 996 00 | \$ 72 670 598 00 | \$ 14 699 790 00 |
| STATE TAX | \$ 30 923 95 | \$ 79 867 52 | \$ 68 457 17 | \$ 232 545 49 | \$ 47 039 31 |
| Supplemental Value for Back Years | \$ - 0 - | \$ - 0 - | \$ - 0 - | \$ - 0 - | \$ - 0 - |
| Supplemental Tax for Back Years | <u>\$ - 0 -</u> | <u>\$ - 0 -</u> | <u>\$ - 0 -</u> | <u>\$ - 0 -</u> | <u>\$ - 0 -</u> |
| Number Acres | 269 889 00 | 481 684 00 | 688 253 00 | 568 000 00 | 2 591 498 00 |
| Number Miles Railroads | 31 57 | 37 00 | 36 31 | 32 43 | 106 18 |
| Average Value of Land | 16 00 | 28 00 | 15 00 | 66 50 | 2 00 |
| Rate of County Tax | <u>90</u> | <u>89</u> | <u>80</u> | <u>1 04</u> | <u>95</u> |

TABLE NO. 5
PROPERTY ASSESSED FOR TAXATION AS SHOWN BY 1971 TAX ROLLS

| | HUNT | HUTCHINSON | IRION | JACK | JACKSON |
|-----------------------------------|-------------------------|-------------------------|------------------------|-------------------------|-------------------------|
| Land Assessed in Acres | \$ 22 306 300 00 | \$ 22 907 800 00 | \$ 2 423 386 00 | \$ 18 390 015 00 | \$ 72 753 865 00 |
| Town Lots | 34 813 030 00 | 12 537 517 00 | 180 391 00 | 2 120 454 00 | 3 451 555 00 |
| Personal Property | 15 911 574 00 | 33 946 445 00 | 2 630 872 00 | 3 400 465 00 | 6 461 590 00 |
| State and National Banks | 2 294 690 00 | 244 635 00 | 100 000 00 | 277 089 00 | 225 000 00 |
| Railroads Assessed in Miles | 1 230 860 00 | 420 480 00 | 166 920 00 | 154 440 00 | 421 570 00 |
| Rolling Stock | 254 320 00 | 44 890 00 | 59 410 00 | 24 880 00 | 161 970 00 |
| Intangible Value (Railroads) | 209 210 00 | 8 470 00 | 19 820 00 | 260 00 | 173 240 00 |
| Street Railways and Interurbans | - 0 - | - 0 - | - 0 - | - 0 - | - 0 - |
| Telephone and Telegraph Lines | 1 496 690 00 | - 0 - | 23 280 00 | 1 781 490 00 | 16 380 00 |
| Steam and Other Vessels | - 0 - | - 0 - | - 0 - | - 0 - | - 0 - |
| Pipe Lines | 195 800 00 | 4 306 770 00 | 465 280 00 | 1 500 870 00 | 4 234 750 00 |
| Intangible Value (Pipe Lines) | 37 820 00 | 255 580 00 | 103 070 00 | 480 920 00 | 180 770 00 |
| Intangible Value (Trucks & Buses) | <u>174 770 00</u> | <u>82 550 00</u> | <u>18 320 00</u> | <u>78 870 00</u> | <u>104 540 00</u> |
| TOTAL VALUE | \$ 78 925 064 00 | \$ 74 755 137 00 | \$ 6 190 749 00 | \$ 28 209 753 00 | \$ 88 185 230 00 |
| TOTAL VALUE FOR STATE | \$ 67 337 384 00 | \$ 67 560 655 00 | \$ 5 945 204 00 | \$ 26 229 048 00 | \$ 85 137 560 00 |
| STATE TAX | \$ 215 483 62 | \$ 216 192 16 | \$ 19 023 41 | \$ 83 932 30 | \$ 272 439 60 |
| Supplemental Value for Back Years | \$ - 0 - | \$ - 0 - | \$ - 0 - | \$ - 0 - | \$ - 0 - |
| Supplemental Tax for Back Years | <u>\$ - 0 -</u> | <u>\$ - 0 -</u> | <u>\$ - 0 -</u> | <u>\$ - 0 -</u> | <u>\$ - 0 -</u> |
| Number Acres | 501 802 00 | 1 073 970 00 | 573 975 00 | 547 539 00 | 548 352 00 |
| Number Miles Railroads | 108 78 | 55 21 | 41 73 | 34 32 | 48 16 |
| Average Value of Land | 43 00 | 4 00 | 4 00 | 27 00 | 12 00 |
| Rate of County Tax | <u>95</u> | <u>95</u> | <u>95</u> | <u>95</u> | <u>1 20</u> |

TABLE NO. 5
PROPERTY ASSESSED FOR TAXATION AS SHOWN BY 1971 TAX ROLLS

| | JASPER | JEFF DAVIS | JEFFERSON | JIM HOGG | JIM WELLS |
|-----------------------------------|-------------------------|------------------------|--------------------------|-------------------------|--------------------------|
| Land Assessed in Acres | \$ 16 681 620 00 | \$ 4 797 976 00 | \$ 319 770 000 00 | \$ 24 766 430 00 | \$ 80 277 795 00 |
| Town Lots | 3 735 153 00 | 638 954 00 | 36 936 769 00 | 2 171 600 00 | 7 353 405 00 |
| Personal Property | 17 883 531 00 | 268 664 00 | 121 212 830 00 | 1 493 245 00 | 8 506 570 00 |
| State and National Banks | 198 187 00 | 38 000 00 | 4 029 465 00 | 84 260 00 | 875 798 00 |
| Railroads Assessed in Miles | 588 260 00 | 309 365 00 | 1 522 980 00 | 135 530 00 | 564 300 00 |
| Rolling Stock | 103 415 00 | 105 980 00 | 218 930 00 | 46 145 00 | 282 029 00 |
| Intangible Value (Railroads) | 72 740 00 | 144 220 00 | 422 240 00 | 25 710 00 | 120 460 00 |
| Street Railways and Interurbans | - 0 - | - 0 - | - 0 - | - 0 - | - 0 - |
| Telephone & Telegraph Lines | 97 410 00 | 65 062 00 | 6 545 460 00 | 314 730 00 | 808 800 00 |
| Steam and Other Vessels | - 0 - | - 0 - | - 0 - | - 0 - | - 0 - |
| Pipe Lines | 1 752 130 00 | 78 384 00 | 7 788 590 00 | 864 190 00 | 1 989 150 00 |
| Intangible Value (Pipe Lines) | 165 270 00 | - 0 - | 1 410 530 00 | 50 670 00 | 284 990 00 |
| Intangible Value (Trucks & Buses) | 60 670 00 | 33 660 00 | 437 190 00 | 44 570 00 | 199 410 00 |
| TOTAL VALUE | \$ 41 338 386 00 | \$ 6 489 265 99 | \$ 500 294 984 00 | \$ 30 997 080 00 | \$ 101 262 707 00 |
| TOTAL VALUE FOR STATE | \$ 35 358 546 00 | \$ 6 201 875 00 | \$ 436 683 706 00 | \$ 29 801 905 00 | \$ 96 621 277 00 |
| STATE TAX | \$ 113 147 26 | \$ 19 845 99 | \$ 1 397 381 22 | \$ 95 365 83 | \$ 309 190 68 |
| Supplemental Value for Back Years | \$ - 0 - | \$ - 0 - | \$ - 0 - | \$ - 0 - | \$ - 0 - |
| Supplemental Tax for Back Years | \$ - 0 - | \$ - 0 - | \$ - 0 - | \$ - 0 - | \$ - 0 - |
| Number Acres | 418 868 00 | 1 493 193 00 | 561 000 00 | 752 298 00 | 613 130 00 |
| Number Miles Railroads | 79 11 | 30 08 | 148 17 | 119 23 | 77 01 |
| Average Value of Land | 28 00 | 3 00 | 57 00 | 6 00 | 8 00 |
| Rate of County Tax | 80 | 80 | 1 14 | 80 | 1 10 |

TABLE NO. 5
PROPERTY ASSESSED FOR TAXATION AS SHOWN BY 1971 TAX ROLLS

| | JOHNSON | JONES | KARNES | KAUFMAN | KENDALL |
|-----------------------------------|-------------------------|-------------------------|-------------------------|-------------------------|-------------------------|
| Land Assessed in Acres | \$ 24 260 830 00 | \$ 16 551 920 00 | \$ 34 255 670 00 | \$ 15 855 836 00 | \$ 5 586 860 00 |
| Town Lots | 18 903 600 00 | 6 560 155 00 | 3 137 500 00 | 11 309 533 00 | 2 105 960 00 |
| Personal Property | 6 661 669 00 | 5 154 215 00 | 5 624 850 00 | 8 386 784 00 | 2 598 030 00 |
| State and National Banks | 1 374 590 00 | 461 510 00 | 262 540 00 | 541 511 00 | 102 570 00 |
| Railroads Assessed in Miles | 1 275 170 00 | 214 770 00 | 275 000 00 | 491 160 00 | 49 310 00 |
| Rolling Stock | 184 790 00 | 73 240 00 | 112 220 00 | 195 080 00 | 96 130 00 |
| Intangible Value (Railroads) | 124 710 00 | 26 430 00 | 55 610 00 | 174 680 00 | 17 930 00 |
| Street Railways and Interurbans | - 0 - | - 0 - | - 0 - | - 0 - | - 0 - |
| Telephone & Telegraph Lines | 511 185 00 | 32 530 00 | 419 760 00 | 2 414 000 00 | 168 910 00 |
| Steam and Other Vessels | - 0 - | - 0 - | - 0 - | - 0 - | - 0 - |
| Pipe Lines | 1 335 470 00 | 886 270 00 | 2 100 880 00 | 209 850 00 | 55 470 00 |
| Intangible Value (Pipe Lines) | 401 810 00 | 66 980 00 | 152 080 00 | 18 360 00 | - 0 - |
| Intangible Value (Trucks & Buses) | <u>133 680 00</u> | <u>109 740 00</u> | <u>90 040 00</u> | <u>182 160 00</u> | <u>84 960 00</u> |
| TOTAL VALUE | \$ 55 167 504 00 | \$ 30 137 760 00 | \$ 46 456 150 00 | \$ 39 778 954 00 | \$ 10 866 130 00 |
| TOTAL VALUE FOR STATE | \$ 36 381 544 00 | \$ 24 773 560 00 | \$ 42 436 670 00 | \$ 31 518 197 00 | \$ 7 772 060 00 |
| STATE TAX | \$ 116 421 84 | \$ 79 274 79 | \$ 135 802 60 | \$ 100 858 90 | \$ 24 870 58 |
| Supplemental Value for Back Years | \$ - 0 - | \$ - 0 - | \$ - 0 - | \$ - 0 - | \$ - 0 - |
| Supplemental Tax for Back Years | <u>\$ - 0 -</u> | <u>\$ - 0 -</u> | <u>\$ - 0 -</u> | <u>\$ - 0 -</u> | <u>\$ - 0 -</u> |
| Number Acres | 456 451 00 | 610 250 00 | 394 063 00 | 491 114 00 | 334 707 00 |
| Number Miles Railroads | 92 03 | 65 00 | 30 52 | 81 87 | 26 03 |
| Average Value of Land | 52 00 | 27 00 | 69 00 | 31 00 | 14 00 |
| Rate of County Tax | <u>95</u> | <u>80</u> | <u>90</u> | <u>80</u> | <u>80</u> |

TABLE NO. 5
PROPERTY ASSESSED FOR TAXATION AS SHOWN BY 1971 TAX ROLLS

| | KENEDY | KENT | KERR | KIMBLE | KING |
|-----------------------------------|------------------|------------------|------------------|------------------|------------------|
| Land Assessed in Acres | \$ 17 326 885 00 | \$ 34 127 395 00 | \$ 13 778 806 00 | \$ 4 039 360 00 | \$ 7 081 227 00 |
| Town Lots | 165 190 00 | 177 770 00 | 12 227 532 00 | 1 310 440 00 | 48 196 00 |
| Personal Property | 630 160 00 | 342 100 00 | 4 077 615 00 | 2 141 570 00 | 820 708 00 |
| State and National Banks | - 0 - | 7 500 00 | 446 400 00 | 161 560 00 | - 0 - |
| Railroads Assessed in Miles | 172 400 00 | - 0 - | 38 380 00 | - 0 - | - 0 - |
| Rolling Stock | 94 570 00 | - 0 - | 67 030 00 | - 0 - | - 0 - |
| Intangible Value (Railroads) | 37 110 00 | - 0 - | 12 500 00 | - 0 - | - 0 - |
| Street Railways and Interurbans | - 0 - | - 0 - | - 0 - | - 0 - | - 0 - |
| Telephone & Telegraph Lines | 98 790 00 | 46 060 00 | 404 260 00 | 106 110 00 | - 0 - |
| Steam and Other Vessels | - 0 - | - 0 - | - 0 - | - 0 - | - 0 - |
| Pipe Lines | 773 132 00 | 113 690 00 | 270 880 00 | 1 078 040 00 | - 0 - |
| Intangible Value (Pipe Lines) | 12 390 00 | 151 830 00 | 9 600 00 | 399 520 00 | 14 670 00 |
| Intangible Value (Trucks & Buses) | <u>80 050 00</u> | <u>16 050 00</u> | <u>85 000 00</u> | <u>57 960 00</u> | <u>42 500 00</u> |
| TOTAL VALUE | \$ 19 390 677 00 | \$ 34 982 395 00 | \$ 31 418 003 00 | \$ 9 294 560 00 | \$ 8 007 301 00 |
| TOTAL VALUE FOR STATE | \$ 19 371 017 00 | \$ 34 843 135 00 | \$ 24 509 063 00 | \$ 8 419 490 00 | \$ 7 969 830 00 |
| STATE TAX | \$ 61 987 27 | \$ 111 497 97 | \$ 78 430 17 | \$ 26 942 48 | \$ 25 506 05 |
| Supplemental Value for Back Years | \$ - 0 - | \$ - 0 - | \$ - 0 - | \$ - 0 - | \$ - 0 - |
| Supplemental Tax for Back Years | \$ - 0 - | \$ - 0 - | \$ - 0 - | \$ - 0 - | \$ - 0 - |
| Number Acres | 814 198 00 | 567 430 00 | 692 621 00 | 866 496 00 | 656 869 00 |
| Number Miles Railroads | 46 47 | - 0 - | 18 15 | - 0 - | - 0 - |
| Average Value of Land | 21 00 | 25 00 | 20 00 | 8 00 | 5 00 |
| Rate of County Tax | <u>80</u> | <u>75</u> | <u>80</u> | <u>95</u> | <u>95</u> |

TABLE NO. 5
PROPERTY ASSESSED FOR TAXATION AS SHOWN BY 1971 TAX ROLLS

| | KINNEY | KLEBERG | KNOX | LAMAR | LAMB |
|-----------------------------------|------------------------|--------------------------|-------------------------|-------------------------|-------------------------|
| Land Assessed in Acres | \$ 5 443 020 00 | \$ 110 324 475 00 | \$ 8 322 610 00 | \$ 22 173 881 00 | \$ 17 891 422 00 |
| Town Lots | 965 240 00 | 16 591 460 00 | 2 518 940 00 | 18 884 348 00 | 7 508 913 00 |
| Personal Property | 1 518 760 00 | 4 043 980 00 | 3 060 550 00 | 8 926 659 00 | 16 212 632 00 |
| State and National Banks | 64 400 00 | 477 500 00 | 127 500 00 | 558 045 00 | 309 029 00 |
| Railroads Assessed in Miles | 546 650 00 | 164 600 00 | 203 230 00 | 625 560 00 | 216 480 00 |
| Rolling Stock | 186 070 00 | 43 300 00 | 54 370 00 | 171 750 00 | 46 700 00 |
| Intangible Value (Railroads) | 220 240 00 | 17 000 00 | 22 790 00 | 120 380 00 | 77 920 00 |
| Street Railways and Interurbans | - 0 - | - 0 - | - 0 - | - 0 - | - 0 - |
| Telephone & Telegraph Lines | 401 170 00 | 572 400 00 | 177 810 00 | 1 074 870 00 | 601 440 00 |
| Steam and Other Vessels | - 0 - | - 0 - | - 0 - | - 0 - | - 0 - |
| Pipe Lines | 57 950 00 | 3 681 760 00 | 235 860 00 | - 0 - | 487 850 00 |
| Intangible Value (Pipe Lines) | - 0 - | 179 720 00 | 6 750 00 | 70 730 00 | 51 130 00 |
| Intangible Value (Trucks & Buses) | <u>31 010 00</u> | <u>97 840 00</u> | <u>58 270 00</u> | <u>98 450 00</u> | <u>87 750 00</u> |
| TOTAL VALUE | \$ 9 434 510 00 | \$ 136 194 035 00 | \$ 14 788 680 00 | \$ 52 704 673 00 | \$ 43 491 266 00 |
| TOTAL VALUE FOR STATE | \$ 8 869 510 00 | \$ 129 740 565 00 | \$ 11 963 070 00 | \$ 37 610 587 00 | \$ 36 532 505 00 |
| STATE TAX | \$ 28 382 52 | \$ 415 172 32 | \$ 38 281 91 | \$ 120 354 00 | \$ 116 977 38 |
| Supplemental Value for Back Years | \$ - 0 - | \$ 5 460 00 | \$ - 0 - | \$ - 0 - | \$ - 0 - |
| Supplemental Tax for Back Years | <u>\$ - 0 -</u> | <u>\$ 20 24</u> | <u>\$ - 0 -</u> | <u>\$ - 0 -</u> | <u>\$ - 0 -</u> |
| Number Acres | 876 522 00 | 521 160 00 | 537 856 00 | 552 333 00 | 651 397 00 |
| Number Miles Railroads | 50 53 | 21 28 | 44 18 | 76 76 | 32 80 |
| Average Value of Land | 6 00 | 20 00 | 14 00 | 38 00 | 27 50 |
| Rate of County Tax | <u>95</u> | <u>75</u> | <u>95</u> | <u>1 18</u> | <u>95</u> |

TABLE NO. 5
PROPERTY ASSESSED FOR TAXATION AS SHOWN BY 1971 TAX ROLLS

| | LAMPASAS | LASALLE | LAVACA | LEE | LEON |
|-----------------------------------|-------------------------|-------------------------|-------------------------|-------------------------|-------------------------|
| Land Assessed in Acres | \$ 3 624 610 00 | \$ 10 082 750 00 | \$ 15 052 770 00 | \$ 7 098 523 00 | \$ 9 487 851 00 |
| Town Lots | 3 541 100 00 | 1 948 370 00 | 6 614 890 00 | 3 414 670 00 | 1 735 900 00 |
| Personal Property | 2 272 530 00 | 2 372 345 00 | 4 830 490 00 | 2 636 429 00 | 948 020 00 |
| State and National Banks | 110 000 00 | 102 010 00 | 166 120 00 | 381 850 00 | 162 570 00 |
| Railroads Assessed in Miles | 400 000 00 | 452 160 00 | 154 940 00 | 298 180 00 | 743 840 00 |
| Rolling Stock | 77 400 00 | 112 860 00 | 92 290 00 | 164 170 00 | 113 700 00 |
| Intangible Value (Railroads) | 103 960 00 | 44 300 00 | 17 200 00 | 153 280 00 | 62 970 00 |
| Street Railways and Interurbans | - 0 - | - 0 - | - 0 - | - 0 - | - 0 - |
| Telephone & Telegraph Lines | 36 260 00 | 629 360 00 | 573 130 00 | 126 010 00 | 1 102 715 00 |
| Steam and Other Vessels | - 0 - | - 0 - | - 0 - | - 0 - | - 0 - |
| Pipe Lines | 5 430 00 | 389 020 00 | 1 425 330 00 | 24 595 00 | 1 009 890 00 |
| Intangible Value (Pipe Lines) | 240 00 | 9 760 00 | 41 240 00 | 1 870 00 | 415 080 00 |
| Intangible Value (Trucks & Buses) | 75 910 00 | 74 940 00 | 65 130 00 | 41 190 00 | 145 810 00 |
| TOTAL VALUE | \$ 10 247 440 00 | \$ 16 217 875 00 | \$ 29 033 530 00 | \$ 14 340 767 00 | \$ 15 928 346 00 |
| TOTAL VALUE FOR STATE | \$ 7 427 250 00 | \$ 14 914 845 00 | \$ 22 953 230 00 | \$ 9 772 352 00 | \$ 13 891 956 00 |
| STATE TAX | \$ 23 767 01 | \$ 47 727 23 | \$ 73 451 12 | \$ 31 272 95 | \$ 44 455 76 |
| Supplemental Value for Back Years | \$ - 0 - | \$ - 0 - | \$ - 0 - | \$ - 0 - | \$ - 0 - |
| Supplemental Tax for Back Years | \$ - 0 - | \$ - 0 - | \$ - 0 - | \$ - 0 - | \$ - 0 - |
| Number Acres | 447 451 00 | 936 603 00 | 588 521 00 | 379 868 00 | 697 227 00 |
| Number Miles Railroads | 54 36 | 55 47 | 24 99 | 44 59 | 85 44 |
| Average Value of Land | 8 00 | 10 00 | 23 00 | 18 00 | 13 50 |
| Rate of County Tax | 75 | 1 38 | 80 | 95 | 80 |

TABLE NO. 5
PROPERTY ASSESSED FOR TAXATION AS SHOWN BY 1971 TAX ROLLS

| | LIBERTY | LIMESTONE | LIPSCOMB | LIVE OAK | LLANO |
|-----------------------------------|-------------------------|-------------------------|-------------------------|-------------------------|-------------------------|
| Land Assessed in Acres | \$ 56 552 285 00 | \$ 15 899 367 00 | \$ 23 303 260 00 | \$ 4 398 018 00 | \$ 6 462 248 00 |
| Town Lots | 16 998 340 00 | 6 204 940 00 | 1 558 300 00 | - 0 - | 7 792 854 00 |
| Personal Property | 5 061 230 00 | 4 959 063 00 | 3 423 840 00 | 15 390 723 00 | 3 471 185 00 |
| State and National Banks | 2 197 445 00 | 346 840 00 | 144 050 00 | 34 000 00 | 175 160 00 |
| Railroads Assessed in Miles | 1 224 510 00 | 487 220 00 | 371 520 00 | 255 260 00 | 79 825 00 |
| Rolling Stock | 306 650 00 | 143 970 00 | 63 390 00 | 95 080 00 | 75 530 00 |
| Intangible Value (Railroads) | 273 350 00 | 183 730 00 | 90 080 00 | 37 780 00 | 14 080 00 |
| Street Railways and Interurbans | - 0 - | - 0 - | - 0 - | - 0 - | - 0 - |
| Telephone & Telegraph Lines | 1 753 480 00 | 764 107 00 | 140 310 00 | 317 390 00 | 132 030 00 |
| Steam and Other Vessels | - 0 - | - 0 - | - 0 - | - 0 - | - 0 - |
| Pipe Lines | 4 287 230 00 | 640 240 00 | 79 560 00 | 1 355 510 00 | 255 325 00 |
| Intangible Value (Pipe Lines) | 1 020 750 00 | 145 730 00 | 122 190 00 | 70 730 00 | 600 00 |
| Intangible Value (Trucks & Buses) | <u>297 430 00</u> | <u>43 070 00</u> | <u>24 270 00</u> | <u>131 060 00</u> | <u>41 090 00</u> |
| TOTAL VALUE | \$ 89 972 700 00 | \$ 29 818 277 00 | \$ 29 320 770 00 | \$ 22 085 551 00 | \$ 18 499 927 00 |
| TOTAL VALUE FOR STATE | \$ 78 805 475 00 | \$ 21 834 147 00 | \$ 28 126 150 00 | \$ 21 329 391 00 | \$ 15 310 987 00 |
| STATE TAX | \$ 252 164 54 | \$ 69 868 86 | \$ 90 002 83 | \$ 68 253 87 | \$ 48 992 34 |
| Supplemental Value for Back Years | \$ - 0 - | \$ - 0 - | \$ - 0 - | \$ - 0 - | \$ - 0 - |
| Supplemental Tax for Back Years | <u>\$ - 0 -</u> | <u>\$ - 0 -</u> | <u>\$ - 0 -</u> | <u>\$ - 0 -</u> | <u>\$ - 0 -</u> |
| Number Acres | 77 214 00 | 583 836 00 | 590 572 00 | 683 934 00 | 600 417 00 |
| Number Miles Railroads | 113 45 | 43 73 | 44 52 | 46 72 | 20 45 |
| Average Value of Land | 21 00 | 26 00 | 35 00 | 6 50 | 10 50 |
| Rate of County Tax | <u>1 20</u> | <u>95</u> | <u>95</u> | <u>95</u> | <u>1 00</u> |

TABLE NO. 5
PROPERTY ASSESSED FOR TAXATION AS SHOWN BY 1971 TAX ROLLS

| | LOVING | LUBBOCK | LYNN | MADISON | MARION |
|-----------------------------------|------------------------|--------------------------|-------------------------|-------------------------|-------------------------|
| Land Assessed in Acres | \$ 3 616 171 00 | \$ 29 280 380 00 | \$ 10 604 183 00 | \$ 12 653 760 00 | \$ 6 138 885 00 |
| Town Lots | 26 049 00 | 219 818 230 00 | 3 584 230 00 | 742 490 00 | 1 013 371 00 |
| Personal Property | 424 512 00 | 48 728 110 00 | 2 029 470 00 | 1 498 200 00 | 3 997 205 00 |
| State and National Banks | - 0 - | 7 136 370 00 | 61 250 00 | 173 960 00 | 50 000 00 |
| Railroads Assessed in Miles | - 0 - | 985 850 00 | 160 830 00 | 181 250 00 | 175 000 00 |
| Rolling Stock | - 0 - | 161 000 00 | 50 320 00 | 20 310 00 | 72 370 00 |
| Intangible Value (Railroads) | - 0 - | 150 150 00 | 11 340 00 | 12 140 00 | 177 610 00 |
| Street Railways and Interurbans | - 0 - | - 0 - | - 0 - | - 0 - | - 0 - |
| Telephone & Telegraph Lines | 35 660 00 | 6 041 070 00 | 287 340 00 | 721 140 00 | 200 790 00 |
| Steam and Other Vessels | - 0 - | - 0 - | - 0 - | - 0 - | - 0 - |
| Pipe Lines | 634 480 00 | 418 650 00 | 295 970 00 | 725 020 00 | 859 280 00 |
| Intangible Value (Pipe Lines) | 155 390 00 | 181 370 00 | 8 540 00 | 196 260 00 | - 0 - |
| Intangible Value (Trucks & Buses) | 2 070 00 | 414 500 00 | 39 170 00 | 82 150 00 | 27 330 00 |
| TOTAL VALUE | \$ 4 894 332 00 | \$ 313 315 680 00 | \$ 17 132 643 00 | \$ 17 006 680 00 | \$ 12 711 841 00 |
| TOTAL VALUE FOR STATE | \$ 4 837 892 00 | \$ 265 819 850 00 | \$ 14 281 009 00 | \$ 13 757 580 00 | \$ 11 074 871 00 |
| STATE TAX | \$ 15 481 18 | \$ 850 622 36 | \$ 45 709 49 | \$ 44 023 95 | \$ 35 439 83 |
| Supplemental Value for Back Years | \$ - 0 - | \$ - 0 - | \$ - 0 - | \$ - 0 - | \$ - 0 - |
| Supplemental Tax for Back Years | \$ - 0 - | \$ - 0 - | \$ - 0 - | \$ - 0 - | \$ - 0 - |
| Number Acres | 284 290 00 | 532 000 00 | 561 996 00 | 292 415 00 | 237 747 00 |
| Number Miles Railroads | - 0 - | 124 19 | 35 34 | 41 04 | 33 58 |
| Average Value of Land | 11 00 | 44 00 | 17 50 | 40 00 | 14 00 |
| Rate of County Tax | 1 15 | 78 | 1 05 | 91 | 1 15 |

TABLE NO. 5
PROPERTY ASSESSED FOR TAXATION AS SHOWN BY 1971 TAX ROLLS

| | MARTIN | MASON | MATAGORDA | MAVERICK | MCCULLOCH |
|-----------------------------------|-------------------------|-------------------------|-------------------------|-------------------------|-------------------------|
| Land Assessed in Acres | \$ 12 706 450 00 | \$ 7 664 700 00 | \$ 17 087 225 00 | \$ 10 840 574 00 | \$ 6 891 435 00 |
| Town Lots | - 0 - | 1 446 690 00 | 10 589 510 00 | 17 151 945 00 | 4 644 945 00 |
| Personal Property | 1 133 380 00 | 2 476 720 00 | 67 311 715 00 | 6 705 416 00 | 2 775 800 00 |
| State and National Banks | 150 000 00 | 267 200 00 | 799 000 00 | 899 990 00 | 523 060 00 |
| Railroads Assessed in Miles | 87 690 00 | - 0 - | 729 600 00 | 385 510 00 | 204 800 00 |
| Rolling Stock | 29 580 00 | - 0 - | 80 990 00 | 19 960 00 | 19 090 00 |
| Intangible Value (Railroads) | 53 200 00 | - 0 - | 80 990 00 | 19 960 00 | 19 090 00 |
| Street Railways and Interurbans | - 0 - | - 0 - | - 0 - | - 0 - | - 0 - |
| Telephone & Telegraph Lines | 84 110 00 | 172 335 00 | 433 620 00 | 551 780 00 | 53 050 00 |
| Steam and Other Vessels | - 0 - | - 0 - | - 0 - | - 0 - | - 0 - |
| Pipe Lines | 2 116 950 00 | 440 660 00 | 3 336 160 00 | 36 520 00 | - 0 - |
| Intangible Value (Pipe Lines) | 283 830 00 | 279 340 00 | 89 020 00 | 3 720 00 | - 0 - |
| Intangible Value (Trucks & Buses) | <u>68 450 00</u> | <u>62 610 00</u> | <u>107 810 00</u> | <u>43 010 00</u> | <u>106 910 00</u> |
| TOTAL VALUE | \$ 16 713 640 00 | \$ 12 810 255 00 | \$100 878 330 00 | \$ 36 744 915 00 | \$ 15 276 310 00 |
| TOTAL VALUE FOR STATE | \$ 15 946 580 00 | \$ 11 015 425 00 | \$ 92 753 170 00 | \$ 31 940 934 00 | \$ 11 503 330 00 |
| STATE TAX | \$ 51 028 85 | \$ 35 249 11 | \$ 296 801 05 | \$ 102 208 93 | \$ 36 809 93 |
| Supplemental Value for Back Years | \$ - 0 - | \$ - 0 - | \$ - 0 - | \$ 1 028 250 00 | \$ - 0 - |
| Supplemental Tax for Back Years | <u>\$ - 0 -</u> | <u>\$ - 0 -</u> | <u>\$ - 0 -</u> | <u>\$ 3 804 52</u> | <u>\$ - 0 -</u> |
| Number Acres | 460 089 00 | 517 859 00 | 693 562 00 | 690 590 00 | 707 666 00 |
| Number Miles Railroads | 13 03 | - 0 - | 122 01 | 28 97 | 40 19 |
| Average Value of Land | 27 00 | 12 00 | 20 00 | 15 00 | 10 00 |
| Rate of County Tax | <u>1 30</u> | <u>95</u> | <u>1 01</u> | <u>80</u> | <u>95</u> |

TABLE NO. 5
PROPERTY ASSESSED FOR TAXATION AS SHOWN BY 1971 TAX ROLLS

| | MCLENNAN | MCMULLEN | MEDINA | MENARD | MIDLAND |
|-----------------------------------|--------------------------|-------------------------|-------------------------|------------------------|--------------------------|
| Land Assessed in Acres | \$ 37 918 710 00 | \$ 11 926 840 00 | \$ 15 606 255 00 | \$ 3 123 170 00 | \$ 36 958 210 00 |
| Town Lots | 142 549 640 00 | 53 035 00 | 5 366 350 00 | 657 060 00 | 59 818 470 00 |
| Personal Property | 53 053 150 00 | 622 725 00 | 5 275 920 00 | 1 913 300 00 | 21 497 190 00 |
| State and National Banks | 35 000 00 | - 0 - | 241 115 00 | 150 000 00 | 2 594 870 00 |
| Railroads Assessed in Miles | 1 419 350 00 | - 0 - | 495 060 00 | 45 000 00 | 204 660 00 |
| Rolling Stock | 366 100 00 | - 0 - | 184 970 00 | 22 570 00 | 60 180 00 |
| Intangible Value (Railroads) | 186 160 00 | - 0 - | 213 750 00 | 7 530 00 | 108 280 00 |
| Street Railways and Interurbans | - 0 - | - 0 - | - 0 - | - 0 - | - 0 - |
| Telephone & Telegraph Lines | 110 910 00 | 165 830 00 | 906 580 00 | 26 280 00 | 67 870 00 |
| Steam and Other Vessels | - 0 - | - 0 - | - 0 - | - 0 - | - 0 - |
| Pipe Lines | 1 363 780 00 | 1 332 780 00 | 428 290 00 | 50 750 00 | 2 774 760 00 |
| Intangible Value (Pipe Lines) | 124 400 00 | 47 120 00 | 100 210 00 | 26 270 00 | 973 540 00 |
| Intangible Value (Trucks & Buses) | <u>441 350 00</u> | <u>50 430 00</u> | <u>87 090 00</u> | <u>17 280 00</u> | <u>320 570 00</u> |
| TOTAL VALUE | \$ 237 568 550 00 | \$ 14 198 760 00 | \$ 28 905 590 00 | \$ 6 039 210 00 | \$ 125 378 600 00 |
| TOTAL VALUE FOR STATE | \$ 188 448 480 00 | \$ 14 178 060 00 | \$ 23 585 120 00 | \$ 5 384 440 00 | \$ 97 453 350 00 |
| STATE TAX | \$ 603 032 33 | \$ 45 369 18 | \$ 75 472 40 | \$ 17 229 89 | \$ 311 847 54 |
| Supplemental Value for Back Years | \$ - 0 - | \$ - 0 - | \$ - 0 - | \$ - 0 - | \$ - 0 - |
| Supplemental Tax for Back Years | <u>\$ - 0 -</u> | <u>\$ - 0 -</u> | <u>\$ - 0 -</u> | <u>\$ - 0 -</u> | <u>\$ - 0 -</u> |
| Number Acres | 590 598 00 | 1 061 207 00 | 690 020 00 | 564 659 00 | 564 346 00 |
| Number Miles Railroads | 180 16 | - 0 - | 56 39 | 15 85 | 26 51 |
| Average Value of Land | 63 00 | 9 00 | 18 00 | 5 50 | 13 00 |
| Rate of County Tax | <u>80</u> | <u>1 25</u> | <u>80</u> | <u>1 20</u> | <u>95</u> |

TABLE NO. 5
PROPERTY ASSESSED FOR TAXATION AS SHOWN BY 1971 TAX ROLLS

| | MILAM | MILLS | MITCHELL | MONTAGUE | MONTGOMERY |
|-----------------------------------|-------------------------|------------------------|-------------------------|-------------------------|--------------------------|
| Land Assessed in Acres | \$ 8 992 315 00 | \$ 3 399 187 00 | \$ 16 923 900 00 | \$ 14 411 443 00 | \$ 128 268 575 00 |
| Town Lots | 4 414 985 00 | 568 910 00 | 4 779 980 00 | 7 392 257 00 | 46 312 800 00 |
| Personal Property | 18 898 653 00 | 1 426 786 00 | 13 729 580 00 | 2 108 400 00 | 18 764 400 00 |
| State and National Banks | 665 430 00 | 45 000 00 | 213 000 00 | 661 612 00 | 278 380 00 |
| Railroads Assessed in Miles | 801 860 00 | 239 890 00 | 279 120 00 | 472 430 00 | 910 600 00 |
| Rolling Stock | 175 060 00 | 48 790 00 | 83 860 00 | 67 900 00 | 248 060 00 |
| Intangible Value (Railroads) | 220 110 00 | 81 410 00 | 135 310 00 | 53 820 00 | 174 380 00 |
| Street Railways and Interurbans | - 0 - | - 0 - | - 0 - | - 0 - | - 0 - |
| Telephone & Telegraph Lines | 546 980 00 | 28 060 00 | 597 410 00 | 567 250 00 | 555 890 00 |
| Steam and Other Vessels | - 0 - | - 0 - | - 0 - | - 0 - | - 0 - |
| Pipe Lines | 440 820 00 | 115 290 00 | 1 893 410 00 | 3 185 195 00 | 3 447 750 00 |
| Intangible Value (Pipe Lines) | 24 230 00 | 4 100 00 | 723 340 00 | 549 700 00 | 421 720 00 |
| Intangible Value (Trucks & Buses) | <u>92 300 00</u> | <u>68 240 00</u> | <u>128 290 00</u> | <u>166 220 00</u> | <u>297 490 00</u> |
| TOTAL VALUE | \$ 35 272 743 00 | \$ 6 025 663 00 | \$ 39 487 200 00 | \$ 29 636 227 00 | \$ 199 680 045 00 |
| TOTAL VALUE FOR STATE | \$ 30 197 733 00 | \$ 4 557 674 00 | \$ 35 720 270 00 | \$ 23 113 064 00 | \$ 177 634 442 00 |
| STATE TAX | \$ 96 632 03 | \$ 14 584 49 | \$ 114 300 66 | \$ 73 961 45 | \$ 568 979 51 |
| Supplemental Value for Back Years | \$ - 0 - | \$ - 0 - | \$ - 0 - | \$ - 0 - | \$ 416 403 00 |
| Supplemental Tax for Back Years | <u>\$ - 0 -</u> | <u>\$ - 0 -</u> | <u>\$ - 0 -</u> | <u>\$ - 0 -</u> | <u>\$ 1 868 58</u> |
| Number Acres | 640 975 00 | 371 785 00 | 575 448 00 | 646 597 00 | 661 172 00 |
| Number Miles Railroads | 89 98 | 34 27 | 35 97 | 85 75 | 128 83 |
| Average Value of Land | 12 50 | 9 50 | 29 00 | 22 00 | 182 00 |
| Rate of County Tax | <u>95</u> | <u>95</u> | <u>95</u> | <u>95</u> | <u>87</u> |

TABLE NO. 5
PROPERTY ASSESSED FOR TAXATION AS SHOWN BY 1971 TAX ROLLS

| | MOORE | MORRIS | MOTLEY | NACOGDOCHES | NAVARRO |
|-----------------------------------|-------------------------|-------------------------|------------------------|-------------------------|-------------------------|
| Land Assessed in Acres | \$ 37 887 149 00 | \$ 3 085 404 00 | \$ 4 846 100 00 | \$ 47 140 774 00 | \$ 21 202 377 00 |
| Town Lots | 4 754 160 00 | 1 888 050 00 | 670 035 00 | - 0 - | 16 045 075 00 |
| Personal Property | 2 153 335 00 | 14 623 616 00 | 1 351 153 00 | 6 790 084 00 | 9 013 955 00 |
| State and National Banks | 158 295 00 | 292 140 00 | 50 000 00 | 1 399 651 00 | 1 226 590 00 |
| Railroads Assessed in Miles | 252 950 00 | 259 890 00 | 195 000 00 | 524 200 00 | 1 420 450 00 |
| Rolling Stock | 67 860 00 | 132 570 00 | - 0 - | 213 930 00 | 341 220 00 |
| Intangible Value (Railroads) | 31 450 00 | 1 379 010 00 | 77 110 00 | 108 640 00 | 276 460 00 |
| Street Railways and Interurbans | - 0 - | - 0 - | - 0 - | - 0 - | - 0 - |
| Telephone & Telegraph Lines | 337 590 00 | 336 140 00 | 19 930 00 | 1 256 740 00 | 941 480 00 |
| Steam and Other Vessels | - 0 - | - 0 - | - 0 - | - 0 - | - 0 - |
| Pipe Lines | 1 782 040 00 | 76 020 00 | 319 970 00 | 2 186 570 00 | 2 164 670 00 |
| Intangible Value (Pipe Lines) | 23 750 00 | 10 870 00 | 147 260 00 | 245 010 00 | 757 530 00 |
| Intangible Value (Trucks & Buses) | 156 000 00 | 78 070 00 | 33 680 00 | 113 310 00 | 214 440 00 |
| TOTAL VALUE | \$ 47 604 579 00 | \$ 22 161 780 00 | \$ 7 710 238 00 | \$ 59 978 909 00 | \$ 53 604 247 00 |
| TOTAL VALUE FOR STATE | \$ 44 248 994 00 | \$ 19 303 130 00 | \$ 7 033 065 00 | \$ 44 408 016 00 | \$ 45 071 830 00 |
| STATE TAX | \$ 141 594 51 | \$ 61 769 86 | \$ 22 506 00 | \$ 142 105 26 | \$ 144 223 92 |
| Supplemental Value for Back Years | \$ - 0 - | \$ - 0 - | \$ - 0 - | \$ - 0 - | \$ - 0 - |
| Supplemental Tax for Back Years | \$ - 0 - | \$ - 0 - | \$ - 0 - | \$ - 0 - | \$ - 0 - |
| Number Acres | 556 478 00 | 161 900 00 | 630 854 00 | 655 813 00 | 678 934 00 |
| Number Miles Railroads | 70 60 | 30 34 | 36 32 | 60 60 | 108 00 |
| Average Value of Land | 4 50 | 18 50 | 7 50 | 8 00 | 25 00 |
| Rate of County Tax | 85 | 95 | 1 27 | 95 | 80 |

TABLE NO. 5
PROPERTY ASSESSED FOR TAXATION AS SHOWN BY 1971 TAX ROLLS

| | NEWTON | NOLAN | NUECES | OCHILTREE | OLDHAM |
|-----------------------------------|-------------------------|-------------------------|-------------------------|-------------------------|-------------------------|
| Land Assessed in Acres | \$ 17 033 120 00 | \$ 4 970 964 00 | \$144 554 481 00 | \$ 23 487 990 00 | \$ 8 495 445 00 |
| Town Lots | 1 369 840 00 | 9 486 748 00 | 266 702 793 00 | 6 403 710 00 | 945 645 00 |
| Personal Property | 3 210 685 00 | 14 027 586 00 | 136 233 783 00 | 10 419 100 00 | 5 468 205 00 |
| State and National Banks | 52 880 00 | 345 690 00 | 11 441 652 00 | 375 720 00 | 45 570 00 |
| Railroads Assessed in Miles | 136 750 00 | 536 570 00 | 897 340 00 | 150 600 00 | 320 525 00 |
| Rolling Stock | 25 110 00 | 327 110 00 | 235 520 00 | 47 820 00 | 48 910 00 |
| Intangible Value (Railroads) | 51 530 00 | 234 350 00 | 100 100 00 | 15 950 00 | 38 450 00 |
| Street Railways and Interurbans | - 0 - | - 0 - | - 0 - | - 0 - | - 0 - |
| Telephone & Telegraph Lines | 116 300 00 | 3 041 501 00 | 23 650 150 00 | 85 480 00 | 258 185 00 |
| Steam and Other Vessels | - 0 - | - 0 - | - 0 - | - 0 - | - 0 - |
| Pipe Lines | 1 024 015 00 | 1 697 257 00 | 7 143 760 00 | 709 800 00 | - 0 - |
| Intangible Value (Pipe Lines) | 102 510 00 | 552 160 00 | 862 700 00 | 222 010 00 | 4 140 00 |
| Intangible Value (Trucks & Buses) | <u>47 210 00</u> | <u>167 090 00</u> | <u>448 900 00</u> | <u>70 860 00</u> | <u>171 300 00</u> |
| TOTAL VALUE | \$ 23 169 950 00 | \$ 35 387 026 00 | \$592 271 179 00 | \$ 41 989 040 00 | \$ 15 796 375 00 |
| TOTAL VALUE FOR STATE | \$ 20 713 460 00 | \$ 29 876 231 00 | \$513 109 513 00 | \$ 38 372 390 00 | \$ 15 214 285 00 |
| STATE TAX | \$ 66 277 51 | \$ 95 602 46 | \$ 1 641 941 12 | \$ 122 792 50 | \$ 48 683 41 |
| Supplemental Value for Back Years | \$ - 0 - | \$ - 0 - | \$ - 0 - | \$ - 0 - | \$ - 0 - |
| Supplemental Tax for Back Years | <u>\$ - 0 -</u> | <u>\$ - 0 -</u> | <u>\$ - 0 -</u> | <u>\$ - 0 -</u> | <u>\$ - 0 -</u> |
| Number Acres | 548 664 00 | 568 470 00 | 536 996 00 | 582 848 00 | 964 693 00 |
| Number Miles Railroads | 22 45 | 59 68 | 74 72 | 33 59 | 66 66 |
| Average Value of Land | 25 00 | 8 00 | 90 00 | 35 00 | 8 50 |
| Rate of County Tax | <u>1 00</u> | <u>80</u> | <u>98</u> | <u>80</u> | <u>80</u> |

TABLE NO. 5
PROPERTY ASSESSED FOR TAXATION AS SHOWN BY 1971 TAX ROLLS

| | ORANGE | PALO PINTO | PANOLA | PARKER | PARMER |
|-----------------------------------|--------------------------|-------------------------|-------------------------|-------------------------|-------------------------|
| Land Assessed in Acres | \$ 45 687 900 00 | \$ 12 887 405 00 | \$ 25 938 130 00 | \$ 22 302 736 00 | \$ 7 745 070 00 |
| Town Lots | 14 691 290 00 | 17 085 825 00 | 4 886 260 00 | 12 635 385 00 | 2 819 450 00 |
| Personal Property | 91 445 100 00 | 7 161 405 00 | 4 324 480 00 | 8 133 287 00 | 5 767 880 00 |
| State and National Banks | 1 437 030 00 | 641 220 00 | 173 150 00 | 110 400 00 | 205 230 00 |
| Railroads Assessed in Miles | 636 810 00 | 369 215 00 | 204 310 00 | 332 800 00 | 242 050 00 |
| Rolling Stock | 145 717 00 | 88 305 00 | 44 620 00 | 107 500 00 | 69 810 00 |
| Intangible Value (Railroads) | 331 370 00 | 157 460 00 | 22 340 00 | 159 490 00 | 279 890 00 |
| Street Railways and Interurbans | - 0 - | - 0 - | - 0 - | - 0 - | - 0 - |
| Telephone & Telegraph Lines | 2 048 630 00 | 1 820 610 00 | 1 640 740 00 | 1 709 270 00 | 313 283 00 |
| Steam and Other Vessels | - 0 - | - 0 - | - 0 - | - 0 - | - 0 - |
| Pipe Lines | 2 488 850 00 | 1 420 080 00 | 3 200 480 00 | 1 992 756 00 | 703 580 00 |
| Intangible Value (Pipe Lines) | 380 310 00 | 233 560 00 | 49 660 00 | 314 370 00 | - 0 - |
| Intangible Value (Trucks & Buses) | <u>478 390 00</u> | <u>151 110 00</u> | <u>85 930 00</u> | <u>167 870 00</u> | <u>179 190 00</u> |
| TOTAL VALUE | \$ 159 771 397 00 | \$ 42 016 195 00 | \$ 40 570 100 00 | \$ 47 965 864 00 | \$ 18 325 433 |
| TOTAL VALUE FOR STATE | \$ 136 327 047 00 | \$ 33 730 145 00 | \$ 33 959 680 00 | \$ 35 320 033 00 | \$ 15 648 133 00 |
| STATE TAX | \$ 436 243 92 | \$ 107 933 78 | \$ 108 670 17 | \$ 113 021 26 | \$ 50 073 96 |
| Supplemental Value for Back Years | \$ - 0 - | \$ - 0 - | \$ - 0 - | \$ - 0 - | \$ - 0 - |
| Supplemental Tax for Back Years | <u>\$ - 0 -</u> | <u>\$ - 0 -</u> | <u>\$ - 0 -</u> | <u>\$ - 0 -</u> | <u>\$ - 0 -</u> |
| Number Acres | 241 655 00 | 583 189 00 | 510 830 00 | 104 468 00 | 561 908 00 |
| Number Miles Railroads | 78 51 | 40 24 | 31 37 | 53 81 | 48 29 |
| Average Value of Land | 80 00 | 18 00 | 18 50 | 20 00 | 13 00 |
| Rate of County Tax | <u>1 20</u> | <u>80</u> | <u>1 25</u> | <u>90</u> | <u>95</u> |

TABLE NO. 5
PROPERTY ASSESSED FOR TAXATION AS SHOWN BY 1971 TAX ROLLS

| | PECOS | POLK | POTTER | PRESIDIO | RAINS |
|-----------------------------------|--------------------------|-------------------------|-------------------------|-------------------------|------------------------|
| Land Assessed in Acres | \$ 95 985 725 00 | \$ 3 698 560 00 | \$ 43 041 910 00 | \$ 9 694 166 00 | \$ 5 030 204 00 |
| Town Lots | 3 025 705 00 | 30 571 309 00 | 129 157 220 00 | 2 809 542 00 | - 0 - |
| Personal Property | 7 683 825 00 | 1 259 230 00 | 63 699 710 00 | 1 323 055 00 | 796 937 00 |
| State and National Banks | 51 000 00 | 449 736 00 | 5 487 210 00 | 42 000 00 | 25 000 00 |
| Railroads Assessed in Miles | 322 410 00 | 426 340 00 | 2 478 070 00 | 576 419 00 | - 0 - |
| Rolling Stock | 132 870 00 | 154 200 00 | 136 590 00 | 265 930 00 | - 0 - |
| Intangible Value (Railroads) | 79 210 00 | 112 670 00 | 216 620 00 | 248 230 00 | - 0 - |
| Street Railways and Interurbans | - 0 - | - 0 - | - 0 - | - 0 - | - 0 - |
| Telephone & Telegraph Lines | 324 790 00 | 303 400 00 | 6 350 110 00 | 347 183 00 | 283 040 00 |
| Steam and Other Vessels | - 0 - | - 0 - | - 0 - | - 0 - | - 0 - |
| Pipe Lines | 4 786 260 00 | 3 768 990 00 | 4 423 550 00 | - 0 - | 102 360 00 |
| Intangible Value (Pipe Lines) | 396 320 00 | 644 010 00 | 39 900 00 | 23 090 00 | 24 430 00 |
| Intangible Value (Trucks & Buses) | <u>191 760 00</u> | <u>108 540 00</u> | <u>387 170 00</u> | <u>28 340 00</u> | <u>17 450 00</u> |
| TOTAL VALUE | \$ 112 979 875 00 | \$ 41 496 985 00 | \$255 418 060 00 | \$ 15 357 955 00 | \$ 6 279 421 00 |
| TOTAL VALUE FOR STATE | \$ 111 233 085 00 | \$ 36 915 872 00 | \$224 346 548 00 | \$ 14 237 012 00 | \$ 5 091 897 00 |
| STATE TAX | \$ 355 943 80 | \$ 118 127 28 | \$ 717 910 88 | \$ 45 595 25 | \$ 16 293 43 |
| Supplemental Value for Back Years | \$ - 0 - | \$ - 0 - | \$ - 0 - | \$ - 0 - | \$ - 0 - |
| Supplemental Tax for Back Years | <u>\$ - 0 -</u> | <u>\$ - 0 -</u> | <u>\$ - 0 -</u> | <u>\$ - 0 -</u> | <u>\$ - 0 -</u> |
| Number Acres | 2 551 652 00 | 243 832 00 | 533 412 00 | 2 290 516 00 | 163 200 00 |
| Number Miles Railroads | 87 94 | 48 57 | 140 00 | 116 79 | - 0 - |
| Average Value of Land | 23 00 | 12 50 | 28 00 | 4 00 | 10 00 |
| Rate of County Tax | <u>90</u> | <u>95</u> | <u>80</u> | <u>80</u> | <u>1 25</u> |

TABLE NO. 5
PROPERTY ASSESSED FOR TAXATION AS SHOWN BY 1971 TAX ROLLS

| | RANDALL | REAGAN | REAL | RED RIVER | REEVES |
|-----------------------------------|-------------------------|-------------------------|------------------------|-------------------------|-------------------------|
| Land Assessed in Acres | \$ 11 004 580 00 | \$ 20 664 615 00 | \$ 1 107 881 00 | \$ 12 020 018 00 | \$ 55 538 855 00 |
| Town Lots | 32 873 980 00 | 1 128 490 00 | 124 185 00 | 2 379 095 00 | 11 144 575 00 |
| Personal Property | 13 067 730 00 | 4 301 535 00 | 921 172 00 | 3 118 104 00 | 11 485 870 00 |
| State and National Banks | 412 750 00 | 23 200 00 | - 0 - | 488 585 00 | 299 070 00 |
| Railroads Assessed in Miles | 406 840 00 | 153 700 00 | - 0 - | 231 000 00 | 575 830 00 |
| Rolling Stock | 68 580 00 | 47 630 00 | - 0 - | 77 000 00 | 175 430 00 |
| Intangible Value (Railroads) | 223 410 00 | 15 890 00 | - 0 - | 74 700 00 | 198 820 00 |
| Street Railways and Interurbans | - 0 - | - 0 - | - 0 - | - 0 - | - 0 - |
| Telephone & Telegraph Lines | 992 270 00 | 35 310 00 | 17 895 00 | 97 190 00 | 98 710 00 |
| Steam and Other Vessels | - 0 - | - 0 - | - 0 - | - 0 - | - 0 - |
| Pipe Lines | 1 704 630 00 | 3 361 030 00 | 724 610 00 | 2 131 520 00 | 6 323 910 00 |
| Intangible Value (Pipe Lines) | 52 250 00 | 472 560 00 | 41 130 00 | 20 800 00 | 92 430 00 |
| Intangible Value (Trucks & Buses) | 174 540 00 | 47 390 00 | 5 380 00 | 57 520 00 | 299 520 00 |
| TOTAL VALUE | \$ 60 981 560 00 | \$ 30 251 350 00 | \$ 2 942 253 00 | \$ 20 695 532 00 | \$ 86 233 020 00 |
| TOTAL VALUE FOR STATE | \$ 38 846 950 00 | \$ 28 463 000 00 | \$ 2 753 797 00 | \$ 15 766 947 00 | \$ 83 539 965 00 |
| STATE TAX | \$ 124 424 54 | \$ 91 080 96 | \$ 8 812 10 | \$ 50 456 36 | \$ 267 332 28 |
| Supplemental Value for Back Years | \$ - 0 - | \$ - 0 - | \$ - 0 - | \$ - 0 - | \$ - 0 - |
| Supplemental Tax for Back Years | \$ - 0 - | \$ - 0 - | \$ - 0 - | \$ - 0 - | \$ - 0 - |
| Number Acres | 624 913 00 | 716 944 00 | 447 758 00 | 673 156 00 | 437 221 00 |
| Number Miles Railroads | 48 17 | 43 40 | - 0 - | 34 19 | 137 42 |
| Average Value of Land | 17 50 | 4 00 | 25 00 | 17 00 | 36 50 |
| Rate of County Tax | 95 | 80 | 1 50 | 1 10 | 95 |

TABLE NO. 5
PROPERTY ASSESSED FOR TAXATION AS SHOWN BY 1971 TAX ROLLS

| | REFUGIO | ROBERTS | ROBERTSON | ROCKWALL | RUNNELS |
|-----------------------------------|-------------------------|-------------------------|-------------------------|-------------------------|-------------------------|
| Land Assessed in Acres | \$ 82 555.465 00 | \$ 13 457 640 00 | \$ 5 479 095 00 | \$ 5 590 378 00 | \$ 19 718 582 00 |
| Town Lots | 1 618 855 00 | 288 665 00 | 3 565 730 00 | 4 747 218 00 | 9 352 733 00 |
| Personal Property | 3 840 325 00 | 1 395 845 00 | 2 749 271 00 | 1 430 985 00 | 4 314 005 00 |
| State and National Banks | 292 500 00 | 40 000 00 | 334 614 00 | 140 711 00 | 587 745 00 |
| Railroads Assessed in Miles | 226 080 00 | 190 850 00 | 1 061 770 00 | 95 390 00 | 304 490 00 |
| Rolling Stock | 75 090 00 | 25 270 00 | 325 010 00 | 22 510 00 | 63 050 00 |
| Intangible Value (Railroads) | 29 470 00 | 117 980 00 | 283 150 00 | 3 730 00 | 50 110 00 |
| Street Railways and Interurbans | - 0 - | - 0 - | - 0 - | - 0 - | - 0 - |
| Telephone & Telegraph Lines | 417 083 00 | 26 000 00 | 162 216 00 | 479 470 00 | 63 100 00 |
| Steam and Other Vessels | - 0 - | - 0 - | - 0 - | - 0 - | - 0 - |
| Pipe Lines | 4 974 924 00 | 1 194 550 00 | 1 058 790 00 | 169 730 00 | 1 007 270 00 |
| Intangible Value (Pipe Lines) | 547 720 00 | 22 500 00 | 230 560 00 | - 0 - | 83 350 00 |
| Intangible Value (Trucks & Buses) | <u>123 970 00</u> | <u>16 390 00</u> | <u>136 330 00</u> | <u>39 550 00</u> | <u>85 620 00</u> |
| TOTAL VALUE | \$ 94 701 482 00 | \$ 16 775 690 00 | \$ 15 386 536 00 | \$ 12 719 672 00 | \$ 35 630 055 00 |
| TOTAL VALUE FOR STATE | \$ 93 453 534 00 | \$ 16 569 510 00 | \$ 12 840 142 00 | \$ 10 510 037 00 | \$ 28 857 593 00 |
| STATE TAX | \$ 299 049 97 | \$ 53 022 48 | \$ 41 100 13 | \$ 33 632 64 | \$ 92 343 68 |
| Supplemental Value for Back Years | \$ - 0 - | \$ - 0 - | \$ - 0 - | \$ - 0 - | \$ - 0 - |
| Supplemental Tax for Back Years | <u>\$ - 0 -</u> | <u>\$ - 0 -</u> | <u>\$ - 0 -</u> | <u>\$ - 0 -</u> | <u>\$ - 0 -</u> |
| Number Acres | 924 834 00 | 601 657 00 | 569 253 00 | 81 112 00 | 594 000 00 |
| Number Miles Railroads | 36 90 | 17 75 | 85 02 | 15 70 | 61 10 |
| Average Value of Land | 8 00 | 5 50 | 9 00 | 6 50 | 33 00 |
| Rate of County Tax | <u>90</u> | <u>1 03</u> | <u>80</u> | <u>80</u> | <u>95</u> |

TABLE NO. 5
PROPERTY ASSESSED FOR TAXATION AS SHOWN BY 1971 TAX ROLLS

| | RUSK | SABINE | SAN AUGUSTINE | SAN JACINTO | SAN PATRICIO |
|-----------------------------------|-------------------------|------------------------|------------------------|-------------------------|--------------------------|
| Land Assessed in Acres | \$ 67 039 840 00 | \$ 7 132 429 00 | \$ 5 529 640 00 | \$ 7 897 460 00 | \$ 59 380 110 00 |
| Town Lots | 11 117 070 00 | 255 030 00 | 1 704 980 00 | 5 642 400 00 | 24 642 630 00 |
| Personal Property | 7 448 540 00 | 948 215 00 | 1 124 660 00 | 1 562 060 00 | 41 349 920 00 |
| State and National Banks | 543 000 00 | 46 000 00 | 266 510 00 | 67 270 00 | 1 225 080 00 |
| Railroads Assessed in Miles | 157 060 00 | 97 150 00 | 145 800 00 | 121 480 00 | 851 550 00 |
| Rolling Stock | 62 860 00 | 27 710 00 | 25 310 00 | 49 700 00 | 270 350 00 |
| Intangible Value (Railroads) | 25 150 00 | 13 860 00 | 12 670 00 | 35 920 00 | 108 450 00 |
| Street Railways and Interurbans | - 0 - | - 0 - | - 0 - | - 0 - | - 0 - |
| Telephone & Telegraph Lines | 155 600 00 | 256 910 00 | 47 100 00 | 129 170 00 | 1 883 740 00 |
| Steam and Other Vessels | - 0 - | - 0 - | - 0 - | - 0 - | - 0 - |
| Pipe Lines | 2 033 930 00 | 1 008 620 00 | 303 450 00 | 1 216 920 00 | 4 169 670 00 |
| Intangible Value (Pipe Lines) | 564 860 00 | 26 330 00 | 27 130 00 | 51 790 00 | 672 990 00 |
| Intangible Value (Trucks & Buses) | <u>176 670 00</u> | <u>33 910 00</u> | <u>18 270 00</u> | <u>25 370 00</u> | <u>201 880 00</u> |
| TOTAL VALUE | \$ 89 324 580 00 | \$ 9 846 164 00 | \$ 9 205 520 00 | \$ 16 799 540 00 | \$ 134 756 370 00 |
| TOTAL VALUE FOR STATE | \$ 76 427 710 00 | \$ 8 607 681 00 | \$ 6 953 460 00 | \$ 14 733 840 00 | \$ 118 686 390 00 |
| STATE TAX | \$ 244 568 40 | \$ 27 544 77 | \$ 22 251 01 | \$ 47 149 00 | \$ 379 812 93 |
| Supplemental Value for Back Years | \$ - 0 - | \$ - 0 - | \$ - 0 - | \$ - 0 - | \$ - 0 - |
| Supplemental Tax for Back Years | <u>\$ - 0 -</u> | <u>\$ - 0 -</u> | <u>\$ - 0 -</u> | <u>\$ - 0 -</u> | <u>\$ - 0 -</u> |
| Number Acres | 606 425 00 | 285 925 00 | 456 914 00 | 248 294 00 | 427 080 00 |
| Number Miles Railroads | 32 38 | 19 46 | 17 78 | 13 46 | 99 84 |
| Average Value of Land | 19 00 | 24 50 | 11 50 | 31 00 | 14 00 |
| Rate of County Tax | <u>87</u> | <u>80</u> | <u>95</u> | <u>95</u> | <u>80</u> |

TABLE NO. 5
PROPERTY ASSESSED FOR TAXATION AS SHOWN BY 1971 TAX ROLLS

| | SAN SABA | SCHLEICHER | SCURRY | SHACKELFORD | SHELBY |
|-----------------------------------|-------------------------|-------------------------|-------------------------|-------------------------|-------------------------|
| Land Assessed in Acres | \$ 7 597 510 00 | \$ 9 944 437 00 | \$ 1 612 221 323 | \$ 9 903 575 00 | \$ 9 979 834 00 |
| Town Lots | 1 842 440 00 | 598 532 00 | 4 516 345 00 | 1 388 210 00 | 1 272 005 00 |
| Personal Property | 2 606 525 00 | 2 084 621 00 | 2 194 570 00 | 3 009 221 00 | 834 094 00 |
| State and National Banks | 250 000 00 | 75 000 00 | 125 151 00 | 66 000 00 | 165 000 00 |
| Railroads Assessed in Miles | 174 900 00 | 114 400 00 | 344 090 00 | - 0 - | 398 690 00 |
| Rolling Stock | 49 800 00 | 40 720 00 | 514 680 00 | - 0 - | 151 390 00 |
| Intangible Value (Railroads) | 16 610 00 | 13 580 00 | 230 560 00 | - 0 - | 100 480 00 |
| Street Railways and Interurbans | - 0 - | - 0 - | - 0 - | - 0 - | - 0 - |
| Telephone & Telegraph Lines | 153 970 00 | 65 380 00 | 461 480 00 | 279 360 00 | 714 350 00 |
| Steam and Other Vessels | - 0 - | - 0 - | - 0 - | - 0 - | - 0 - |
| Pipe Lines | 64 700 00 | 1 590 410 00 | 1 247 210 00 | 561 073 00 | 372 140 00 |
| Intangible Value (Pipe Lines) | - 0 - | 564 250 00 | 624 560 00 | 15 520 00 | 41 790 00 |
| Intangible Value (Trucks & Buses) | <u>28 130 00</u> | <u>14 790 00</u> | <u>103 960 00</u> | <u>99 060 00</u> | <u>77 760 00</u> |
| TOTAL VALUE | \$ 12 784 585 00 | \$ 15 106 120 00 | \$171 583 929 00 | \$ 15 322 019 00 | \$ 14 107 533 00 |
| TOTAL VALUE FOR STATE | \$ 10 366 515 00 | \$ 14 386 555 00 | \$169 591 747 00 | \$ 14 030 716 00 | \$ 8 475 528 00 |
| STATE TAX | \$ 33 172 80 | \$ 46 036 42 | \$ 542 694 50 | \$ 44 898 76 | \$ 27 121 25 |
| Supplemental Value for Back Years | \$ - 0 - | \$ - 0 - | \$ - 0 - | \$ - 0 - | \$ - 0 - |
| Supplemental Tax for Back Years | <u>\$ - 0 -</u> | <u>\$ - 0 -</u> | <u>\$ - 0 -</u> | <u>\$ - 0 -</u> | <u>\$ - 0 -</u> |
| Number Acres | 807 663 00 | 858 161 00 | 578 700 00 | 601 435 00 | 447 151 00 |
| Number Miles Railroads | 34 98 | 28 60 | 71 86 | - 0 - | 59 12 |
| Average Value of Land | 9 00 | 4 50 | 5 00 | 15 00 | 21 00 |
| Rate of County Tax | <u>95</u> | <u>80</u> | <u>90</u> | <u>95</u> | <u>95</u> |

TABLE NO. 5
PROPERTY ASSESSED FOR TAXATION AS SHOWN BY 1971 TAX ROLLS

| | SHERMAN | SMITH | SOMERVELL | STARR | STEPHENS |
|-----------------------------------|-------------------|-------------------|------------------|------------------|------------------|
| Land Assessed in Acres | \$ 11 511 750 00 | \$ 38 309 043 00 | \$ 1 823 644 00 | \$ 47 163 425 00 | \$ 8 618 842 00 |
| Town Lots | 1 526 180 00 | 70 918 583 00 | 484 235 00 | 1 787 780 00 | 5 122 503 00 |
| Personal Property | 14 469 845 00 | 42 680 956 00 | 471 996 00 | 4 855 480 00 | 3 738 203 00 |
| State and National Banks | 177 560 00 | 2 549 881 00 | 37 268 00 | 40 005 00 | 160 000 00 |
| Railroads Assessed in Miles | 296 680 00 | 1 015 540 00 | - 0 - | 96 450 00 | 46 380 00 |
| Rolling Stock | 58 230 00 | 279 570 00 | - 0 - | 33 660 00 | 12 300 00 |
| Intangible Value (Railroads) | 35 610 00 | 142 940 00 | - 0 - | 13 210 00 | 22 130 00 |
| Street Railways and Interurbans | - 0 - | - 0 - | - 0 - | - 0 - | - 0 - |
| Telephone & Telegraph Lines | 298 580 00 | 150 850 00 | 94 862 00 | 222 900 00 | 883 320 00 |
| Steam and Other Vessels | - 0 - | - 0 - | - 0 - | - 0 - | - 0 - |
| Pipe Lines | 110 100 00 | 1 150 230 00 | 129 870 00 | 900 440 00 | 726 017 00 |
| Intangible Value (Pipe Lines) | 21 490 00 | 345 980 00 | 80 610 00 | 303 600 00 | 51 260 00 |
| Intangible Value (Trucks & Buses) | <u>248 820 00</u> | <u>223 410 00</u> | <u>18 190 00</u> | <u>66 970 00</u> | <u>92 590 00</u> |
| TOTAL VALUE | \$ 28 754 845 00 | \$ 157 766 983 00 | \$ 3 140 675 00 | \$ 55 483 920 00 | \$ 19 473 545 00 |
| TOTAL VALUE FOR STATE | \$ 27 622 135 00 | \$ 114 844 815 00 | \$ 2 230 655 00 | \$ 54 593 085 00 | \$ 16 875 795 00 |
| STATE TAX | \$ 88 392 94 | \$ 367 519 01 | \$ 7 138 05 | \$ 174 691 58 | \$ 54 002 43 |
| Supplemental Value for Back Years | \$ 750 00 | \$ - 0 - | \$ - 0 - | \$ - 0 - | \$ - 0 - |
| Supplemental Tax for Back Years | <u>\$ 3 16</u> | <u>\$ - 0 -</u> | <u>\$ - 0 -</u> | <u>\$ - 0 -</u> | <u>\$ - 0 -</u> |
| Number Acres | 588 826 00 | 557 146 00 | 114 159 00 | 490 234 00 | 572 000 00 |
| Number Miles Railroads | 53 65 | 94 51 | - 0 - | 16 54 | 5 42 |
| Average Value of Land | 19 50 | 7 00 | 15 00 | 8 50 | 15 00 |
| Rate of County Tax | <u>95</u> | <u>88</u> | <u>1 15</u> | <u>95</u> | <u>1 05</u> |

**TABLE NO. 5
PROPERTY ASSESSED FOR TAXATION AS SHOWN BY 1971 TAX ROLLS**

| | STERLING | STONEWALL | SUTTON | SWISHER | TARRANT |
|-----------------------------------|------------------|------------------|------------------|------------------|---------------------|
| Land Assessed in Acres | \$ 7 501 361 00 | \$ 2 750 686 00 | \$ 4 895 380 00 | \$ 8 943 890 | \$ 122 044 993 00 |
| Town Lots | 361 617 00 | 639 662 00 | 1 936 375 00 | 5 189 720 00 | 710 334 877 00 |
| Personal Property | 866 221 00 | 11 906 267 00 | 1 903 240 00 | 6 953 099 00 | 153 241 002 00 |
| State and National Banks | 122 000 00 | 18 750 00 | 66 500 00 | 546 760 00 | 30 391 346 00 |
| Railroads Assessed in Miles | - 0 - | 13 840 00 | 51 270 00 | 179 230 00 | 3 755 040 00 |
| Rolling Stock | - 0 - | 4 930 00 | 18 140 00 | 45 620 00 | 531 350 00 |
| Intangible Value (Railroads) | - 0 - | 1 640 00 | 6 050 00 | 46 370 00 | 562 670 00 |
| Street Railways and Interurbans | - 0 - | - 0 - | - 0 - | - 0 - | - 0 - |
| Telephone & Telegraph Lines | 41 400 00 | 175 230 00 | 47 660 00 | 790 385 00 | 79 081 909 00 |
| Steam and Other Vessels | - 0 - | - 0 - | - 0 - | - 0 - | - 0 - |
| Pipe Lines | 387 960 00 | 363 850 00 | 1 472 960 00 | 816 330 00 | 3 218 780 00 |
| Intangible Value (Pipe Lines) | 76 500 00 | 135 040 00 | 201 700 00 | 18 360 00 | 283 760 00 |
| Intangible Value (Trucks & Buses) | <u>54 280 00</u> | <u>24 920 00</u> | <u>66 590 00</u> | <u>58 740 00</u> | <u>947 000 00</u> |
| TOTAL VALUE | \$ 9 411 339 00 | \$ 16 034 815 00 | \$ 10 665 865 00 | \$ 23 588 504 00 | \$ 1 104 392 727 00 |
| TOTAL VALUE FOR STATE | \$ 9 190 433 00 | \$ 15 353 558 00 | \$ 10 148 930 00 | \$ 20 759 514 00 | \$ 834 010 642 00 |
| STATE TAX | \$ 29 409 24 | \$ 49 131 41 | \$ 32 477 22 | \$ 66 430 87 | \$ 2 668 833 96 |
| Supplemental Value for Back Years | \$ - 0 - | \$ - 0 - | \$ - 0 - | \$ - 0 - | \$ - 0 - |
| Supplemental Tax for Back Years | <u>\$ - 0 -</u> | <u>\$ - 0 -</u> | <u>\$ - 0 -</u> | <u>\$ - 0 -</u> | <u>\$ - 0 -</u> |
| Number Acres | 603 000 00 | 520 631 00 | 925 534 00 | 646 045 00 | 394 879 00 |
| Number Miles Railroads | - 0 - | 3 46 | 12 74 | 32 96 | 254 17 |
| Average Value of Land | 12 50 | 18 00 | 4 00 | 13 00 | 300 00 |
| Rate of County Tax | <u>95</u> | <u>95</u> | <u>1 15</u> | <u>95</u> | <u>88</u> |

TABLE NO. 5
PROPERTY ASSESSED FOR TAXATION AS SHOWN BY 1971 TAX ROLLS

| | TAYLOR | TERRELL | TERRY | THROCKMORTON | TITUS |
|-----------------------------------|--------------------------|------------------------|-------------------------|-------------------------|-------------------------|
| Land Assessed in Acres | \$ 22 474 369 00 | \$ 4 907 380 00 | \$ 22 884 575 00 | \$ 7 563 082 00 | \$ 9 273 181 00 |
| Town Lots | 83 444 916 00 | 556 310 00 | 17 270 064 00 | 580 390 00 | 5 984 580 00 |
| Personal Property | 22 111 787 00 | 1 868 070 00 | 6 247 010 00 | 1 731 158 00 | 4 426 823 00 |
| State and National Banks | 4 526 000 00 | 20 000 00 | 188 618 00 | 75 550 00 | 239 500 00 |
| Railroads Assessed in Miles | 760 530 00 | 460 630 00 | 207 090 00 | - 0 - | 317 010 00 |
| Rolling Stock | 145 000 00 | 218 770 00 | 52 670 00 | - 0 - | 103 720 00 |
| Intangible Value (Railroads) | 223 270 00 | 279 820 00 | 7 030 00 | - 0 - | 67 220 00 |
| Street Railways and Interurbans | - 0 - | - 0 - | - 0 - | - 0 - | - 0 - |
| Telephone & Telegraph Lines | 1 183 210 00 | 132 120 00 | 301 150 00 | 173 485 00 | 446 640 00 |
| Steam and Other Vessels | - 0 - | - 0 - | - 0 - | - 0 - | - 0 - |
| Pipe Lines | 1 656 870 00 | - 0 - | 1 257 510 00 | 390 901 00 | 374 440 00 |
| Intangible Value (Pipe Lines) | 482 160 00 | - 0 - | 167 070 00 | 102 590 00 | 109 460 00 |
| Intangible Value (Trucks & Buses) | 404 410 00 | 32 510 00 | 98 020 00 | 20 470 00 | 92 330 00 |
| TOTAL VALUE | \$ 137 412 522 00 | \$ 8 475 610 00 | \$ 48 680 807 00 | \$ 10 637 626 00 | \$ 21 434 904 00 |
| TOTAL VALUE FOR STATE | \$ 104 370 012 00 | \$ 8 109 180 00 | \$ 43 692 675 00 | \$ 9 667 127 00 | \$ 15 430 424 00 |
| STATE TAX | \$ 333 982 12 | \$ 25 949 05 | \$ 139 815 83 | \$ 30 934 78 | \$ 49 376 29 |
| Supplemental Value for Back Years | \$ - 0 - | \$ - 0 - | \$ - 0 - | \$ - 0 - | \$ - 0 - |
| Supplemental Tax for Back Years | \$ - 0 - | \$ - 0 - | \$ - 0 - | \$ - 0 - | \$ - 0 - |
| Number Acres | 562 000 00 | 1 514 201 00 | 571 500 00 | 583 734 00 | 269 990 00 |
| Number Miles Railroads | 104 85 | 59 51 | 36 99 | - 0 - | 28 39 |
| Average Value of Land | 28 00 | 3 00 | 39 00 | 7 50 | 34 00 |
| Rate of County Tax | <u>80</u> | <u>95</u> | <u>95</u> | <u>95</u> | <u>95</u> |

TABLE NO. 5
PROPERTY ASSESSED FOR TAXATION AS SHOWN BY 1971 TAX ROLLS

| | TOM GREEN | TRAVIS | TRINITY | TYLER | UPSHUR |
|-----------------------------------|--------------------------|--------------------------|-------------------------|-------------------------|-------------------------|
| Land Assessed in Acres | \$ 26 097 428 00 | \$ 66 286 210 00 | \$ 7 395 106 00 | \$ 21 498 063 00 | \$ 19 025 180 00 |
| Town Lots | 54 372 522 00 | 381 050 370 00 | 990 274 00 | - 0 - | 4 663 165 00 |
| Personal Property | 9 863 843 00 | 86 592 567 00 | 927 509 00 | 990 570 00 | 2 043 724 00 |
| State and National Banks | 1 803 380 00 | 8 662 030 00 | 116 921 00 | 91 893 00 | 210 737 00 |
| Railroads Assessed in Miles | 543 880 00 | 795 040 00 | 126 750 00 | 189 610 00 | 402 870 00 |
| Rolling Stock | 105 960 00 | 273 600 00 | 32 280 00 | 136 360 00 | 139 070 00 |
| Intangible Value (Railroads) | 48 570 00 | 71 530 00 | 14 710 00 | 25 890 00 | 119 480 00 |
| Street Railways and Interurbans | - 0 - | - 0 - | - 0 - | - 0 - | - 0 - |
| Telephone & Telegraph Lines | 356 130 00 | 27 200 00 | 31 390 00 | 673 675 00 | 350 980 00 |
| Steam and Other Vessels | - 0 - | - 0 - | - 0 - | - 0 - | - 0 - |
| Pipe Lines | 7 357 860 00 | 851 230 00 | 608 045 00 | 1 359 450 00 | 470 700 00 |
| Intangible Value (Pipe Lines) | 39 940 00 | 278 190 00 | 396 520 00 | 591 660 00 | 152 850 00 |
| Intangible Value (Trucks & Buses) | <u>262 240 00</u> | <u>412 950 00</u> | <u>33 310 00</u> | <u>44 050 00</u> | <u>76 710 00</u> |
| TOTAL VALUE | \$ 100 851 753 00 | \$ 545 300 917 00 | \$ 10 672 615 00 | \$ 25 601 221 00 | \$ 27 655 466 00 |
| TOTAL VALUE FOR STATE | \$ 75 798 774 00 | \$ 436 273 167 00 | \$ 9 048 233 00 | \$ 22 271 324 00 | \$ 18 527 659 00 |
| STATE TAX | \$ 242 559 34 | \$ 1 396 209 10 | \$ 28 955 05 | \$ 71 268 65 | \$ 59 267 12 |
| Supplemental Value for Back Years | \$ - 0 - | \$ - 0 - | \$ - 0 - | \$ - 0 - | \$ - 0 - |
| Supplemental Tax for Back Years | <u>\$ - 0 -</u> | <u>\$ - 0 -</u> | <u>\$ - 0 -</u> | <u>\$ - 0 -</u> | <u>\$ - 0 -</u> |
| Number Acres | 930 534 00 | 547 726 00 | 387 986 00 | 100 788 00 | 367 061 00 |
| Number Miles Railroads | 74 42 | 87 48 | 15 86 | 37 60 | 40 27 |
| Average Value of Land | 22 50 | 12 00 | 19 00 | 21 00 | 51 00 |
| Rate of County Tax | <u>94</u> | <u>95</u> | <u>1 00</u> | <u>80</u> | <u>95</u> |

TABLE NO. 5
PROPERTY ASSESSED FOR TAXATION AS SHOWN BY 1971 TAX ROLLS

| | UPTON | UVALDE | VAL VERDE | VAN ZANDT | VICTORIA |
|-----------------------------------|-------------------------|-------------------------|-------------------------|-------------------------|--------------------------|
| Land Assessed in Acres | \$ 47 560 370 00 | \$ 12 638 643 00 | \$ 8 539 355 00 | \$ 44 626 020 00 | \$ 43 884 810 00 |
| Town Lots | - 0 - | 13 276 993 00 | 13 119 860 00 | 4 376 990 00 | 33 001 780 00 |
| Personal Property | 4 193 503 00 | 9 129 859 00 | 4 633 230 00 | 7 592 660 00 | 50 328 610 00 |
| State and National Banks | 52 500 00 | 1 170 986 00 | 509 540 00 | 838 636 00 | 5 060 170 00 |
| Railroads Assessed in Miles | 154 880 00 | 766 637 00 | 1 209 080 00 | 265 480 00 | 1 002 730 00 |
| Rolling Stock | 47 300 00 | 198 110 00 | 329 070 00 | 64 000 00 | 308 610 00 |
| Intangible Value (Railroads) | 15 770 00 | 239 820 00 | 430 000 00 | 159 590 00 | 99 590 00 |
| Street Railways and Interurbans | - 0 - | - 0 - | - 0 - | - 0 - | - 0 - |
| Telephone & Telegraph Lines | 755 030 00 | 96 921 00 | 225 140 00 | 928 695 00 | 4 470 00 |
| Steam and Other Vessels | - 0 - | - 0 - | 158 060 00 | - 0 - | - 0 - |
| Pipe Lines | 3 458 000 00 | 1 752 885 00 | 82 540 00 | 845 580 00 | 4 124 720 00 |
| Intangible Value (Pipe Lines) | 861 620 00 | - 0 - | - 0 - | 346 600 00 | 229 870 00 |
| Intangible Value (Trucks & Buses) | 121 930 00 | 53 630 00 | 77 860 00 | 126 400 00 | 216 380 00 |
| TOTAL VALUE | \$ 57 220 903 00 | \$ 39 324 484 00 | \$ 29 313 735 00 | \$ 60 170 651 00 | \$ 138 261 740 00 |
| TOTAL VALUE FOR STATE | \$ 56 034 403 00 | \$ 34 529 747 00 | \$ 23 227 895 00 | \$ 53 943 341 00 | \$ 118 257 600 00 |
| STATE TAX | \$ 179 310 99 | \$ 110 494 46 | \$ 74 331 70 | \$ 172 615 48 | \$ 378 421 37 |
| Supplemental Value for Back Years | \$ - 0 - | \$ - 0 - | \$ 11 390 00 | \$ - 0 - | \$ - 0 - |
| Supplemental Tax for Back Years | \$ - 0 - | \$ - 0 - | \$ 44 77 | \$ - 0 - | \$ - 0 - |
| Number Acres | 800 263 00 | 759 462 00 | 200 212 00 | 544 728 00 | 536 442 00 |
| Number Miles Railroads | 33 66 | 60 87 | 89 51 | 28 19 | 102 81 |
| Average Value of Land | 55 00 | 12 00 | 4 00 | 81 00 | 41 00 |
| Rate of County Tax | 95 | 80 | 80 | 1 13 | 90 |

TABLE NO. 5
PROPERTY ASSESSED FOR TAXATION AS SHOWN BY 1971 TAX ROLLS

| | WALKER | WALLER | WARD | WASHINGTON | WEBB |
|-----------------------------------|-------------------------|-------------------------|-------------------------|-------------------------|--------------------------|
| Land Assessed in Acres | \$ 30 773 658 00 | \$ 43 789 983 00 | \$ 55 900 066 00 | \$ 9 457 440 00 | \$ 31 599 958 00 |
| Town Lots | 1 505 260 00 | 3 129 075 00 | 6 473 950 00 | 6 780 660 00 | 63 759 394 00 |
| Personal Property | 6 638 198 00 | 3 375 920 00 | 10 949 769 00 | 6 697 150 00 | 17 776 875 00 |
| State and National Banks | 740 110 00 | 302 500 00 | 146 000 00 | 479 070 00 | 1 005 655 00 |
| Railroads Assessed in Miles | 320 040 00 | 229 500 00 | 354 150 00 | 276 030 00 | 619 930 00 |
| Rolling Stock | 68 000 00 | 94 440 00 | 102 220 00 | 108 230 00 | 273 884 00 |
| Intangible Value (Railroads) | 26 690 00 | 77 710 00 | 213 010 00 | 79 320 00 | 139 910 00 |
| Street Railways and Interurbans | - 0 - | - 0 - | - 0 - | - 0 - | - 0 - |
| Telephone & Telegraph Lines | 204 835 00 | 484 230 00 | 1 095 800 00 | 656 030 00 | 2 820 440 00 |
| Steam and Other Vessels | - 0 - | - 0 - | - 0 - | - 0 - | - 0 - |
| Pipe Lines | 1 123 670 00 | 1 498 980 00 | 2 577 110 00 | 209 050 00 | 2 887 510 00 |
| Intangible Value (Pipe Lines) | 106 360 00 | 191 770 00 | 358 200 00 | - 0 - | 69 410 00 |
| Intangible Value (Trucks & Buses) | <u>236 420 00</u> | <u>146 480 00</u> | <u>192 670 00</u> | <u>90 640 00</u> | <u>143 090 00</u> |
| TOTAL VALUE | \$ 41 743 241 00 | \$ 53 320 588 00 | \$ 78 362 945 00 | \$ 24 833 620 00 | \$ 121 096 056 00 |
| TOTAL VALUE FOR STATE | \$ 34 808 211 00 | \$ 50 788 452 00 | \$ 74 255 300 00 | \$ 18 014 140 00 | \$ 99 913 486 00 |
| STATE TAX | \$ 111 386 92 | \$ 162 525 95 | \$ 237 614 91 | \$ 57 650 86 | \$ 319 720 84 |
| Supplemental Value for Back Years | \$ - 0 - | \$ - 0 - | \$ - 0 - | \$ - 0 - | \$ - 0 - |
| Supplemental Tax for Back Years | <u>\$ - 0 -</u> | <u>\$ - 0 -</u> | <u>\$ - 0 -</u> | <u>\$ - 0 -</u> | <u>\$ - 0 -</u> |
| Number Acres | 571 143 00 | 326 146 00 | 506 531 00 | 376 824 00 | 2 161 617 00 |
| Number Miles Railroads | 38 29 | 33 46 | 50 44 | 41 42 | 37 95 |
| Average Value of Land | 52 00 | 20 00 | 11 00 | 25 00 | 9 00 |
| Rate of County Tax | <u>95</u> | <u>80</u> | <u>95</u> | <u>90</u> | <u>1 15</u> |

TABLE NO. 5
PROPERTY ASSESSED FOR TAXATION AS SHOWN BY 1971 TAX ROLLS

| | WHARTON | WHEELER | WICHITA | WILBARGER | WILLACY |
|-----------------------------------|-------------------------|-------------------------|-------------------------|-------------------------|-------------------------|
| Land Assessed in Acres | \$ 24 332 170 00 | \$ 7 210 719 00 | \$ 38 513 820 00 | \$ 17 190 920 00 | \$ 20 757 937 00 |
| Town Lots | 6 216 210 00 | 1 862 281 00 | 103 861 740 00 | 12 541 550 00 | - 0 - |
| Personal Property | 39 735 620 00 | 2 786 422 00 | 38 391 590 00 | 11 688 530 00 | 18 945 418 00 |
| State and National Banks | 930 000 00 | 60 634 00 | 7 110 890 00 | 364 720 00 | 183 820 00 |
| Railroads Assessed in Miles | 735 710 00 | 354 750 00 | 528 180 00 | 517 750 00 | 160 250 00 |
| Rolling Stock | 313 190 00 | 65 800 00 | 66 380 00 | 43 220 00 | 63 630 00 |
| Intangible Value (Railroads) | 161 200 00 | 5 730 00 | 77 320 00 | 74 340 00 | 24 970 00 |
| Street Railways and Interurbans | - 0 - | - 0 - | - 0 - | - 0 - | - 0 - |
| Telephone & Telegraph Lines | 2 258 630 00 | 230 750 00 | 73 810 00 | 22 330 00 | 542 180 00 |
| Steam and Other Vessels | - 0 - | - 0 - | - 0 - | - 0 - | - 0 - |
| Pipe Lines | 6 340 520 00 | 1 393 700 00 | 1 044 260 00 | 109 900 00 | 583 240 00 |
| Intangible Value (Pipe Lines) | 144 680 00 | 45 690 00 | 313 850 00 | 41 590 00 | - 0 - |
| Intangible Value (Trucks & Buses) | <u>211 690 00</u> | <u>235 050 00</u> | <u>267 860 00</u> | <u>140 950 00</u> | <u>75 780 00</u> |
| TOTAL VALUE | \$ 81 379 620 00 | \$ 14 251 526 00 | \$190 249 690 00 | \$ 42 735 800 00 | \$ 41 337 225 00 |
| TOTAL VALUE FOR STATE | \$ 75 048 200 00 | \$ 12 680 805 00 | \$150 277 650 00 | \$ 35 014 550 00 | \$ 37 613 243 00 |
| STATE TAX | \$ 240 153 31 | \$ 40 578 08 | \$ 480 890 07 | \$ 112 045 92 | \$ 120 362 38 |
| Supplemental Value for Back Years | \$ - 0 - | \$ - 0 - | \$ - 0 - | \$ - 0 - | \$ - 0 - |
| Supplemental Tax for Back Years | <u>\$ - 0 -</u> | <u>\$ - 0 -</u> | <u>\$ - 0 -</u> | <u>\$ - 0 -</u> | <u>\$ - 0 -</u> |
| Number Acres | 721 172 00 | 583 876 00 | 574 779 00 | 615 210 00 | 361 636 00 |
| Number Miles Railroads | 112 75 | 84 68 | 64 61 | 46 11 | 31 27 |
| Average Value of Land | 16 00 | 5 00 | 65 00 | 17 00 | 57 00 |
| Rate of County Tax | <u>1 13</u> | <u>95</u> | <u>1 05</u> | <u>95</u> | <u>80</u> |

TABLE NO. 5
PROPERTY ASSESSED FOR TAXATION AS SHOWN BY 1971 TAX ROLLS

| | WILLIAMSON | WILSON | WINKLER | WISE | WOOD |
|-----------------------------------|-------------------------|-------------------------|-------------------------|-------------------------|-------------------------|
| Land Assessed in Acres | \$ 24 341 970 00 | \$ 12 127 350 00 | \$ 55 402 006 00 | \$ 8 336 089 00 | \$ 63 873 110 00 |
| Town Lots | 18 833 143 00 | 2 742 970 00 | 3 099 250 00 | 4 819 460 00 | 4 211 510 00 |
| Personal Property | 11 373 150 00 | 7 275 350 00 | 6 340 275 00 | 24 663 585 00 | 5 502 350 00 |
| State and National Banks | 769 920 00 | 478 180 00 | 45 000 00 | 529 980 00 | 247 406 00 |
| Railroads Assessed in Miles | 901 940 00 | 275 760 00 | 108 180 00 | 790 400 00 | 317 240 00 |
| Rolling Stock | 331 570 00 | 127 260 00 | 13 590 00 | 126 110 00 | 70 880 00 |
| Intangible Value (Railroads) | 138 130 00 | 45 160 00 | 70 670 00 | 96 230 00 | 179 690 00 |
| Street Railways and Interurbans | - 0 - | - 0 - | - 0 - | - 0 - | - 0 - |
| Telephone & Telegraph Lines | 335 835 00 | 1 061 900 00 | 163 490 00 | 211 260 00 | 318 030 00 |
| Steam and Other Vessels | - 0 - | - 0 - | - 0 - | - 0 - | - 0 - |
| Pipe Lines | 86 165 00 | 1 246 570 00 | 3 711 340 00 | 380 520 00 | 677 780 00 |
| Intangible Value (Pipe Lines) | 4 560 00 | 23 910 00 | 837 480 00 | 129 130 00 | 296 550 00 |
| Intangible Value (Trucks & Buses) | <u>209 860 00</u> | <u>89 920 00</u> | <u>110 430 00</u> | <u>212 590 00</u> | <u>98 660 00</u> |
| TOTAL VALUE | \$ 57 326 243 00 | \$ 25 494 330 00 | \$ 69 901 711 00 | \$ 40 295 354 00 | \$ 75 793 206 00 |
| TOTAL VALUE FOR STATE | \$ 40 578 193 00 | \$ 20 152 910 00 | \$ 68 033 646 00 | \$ 34 353 344 00 | \$ 70 874 336 00 |
| STATE TAX | \$ 129 850 24 | \$ 64 488 31 | \$ 217 705 74 | \$ 109 929 19 | \$ 226 795 26 |
| Supplemental Value for Back Years | \$ - 0 - | \$ - 0 - | \$ - 0 - | \$ - 0 - | \$ - 0 - |
| Supplemental Tax for Back Years | <u>\$ - 0 -</u> | <u>\$ - 0 -</u> | <u>\$ - 0 -</u> | <u>\$ - 0 -</u> | <u>\$ - 0 -</u> |
| Number Acres | 689 182 00 | 497 145 00 | 511 028 00 | 531 376 00 | 430 391 00 |
| Number Miles Railroads | 123 44 | 42 31 | 27 17 | 89 14 | 31 71 |
| Average Value of Land | 35 00 | 23 00 | 10 00 | 15 00 | 15 00 |
| Rate of County Tax | <u>90</u> | <u>80</u> | <u>95</u> | <u>80</u> | <u>80</u> |

TABLE NO. 5
PROPERTY ASSESSED FOR TAXATION AS SHOWN BY 1971 TAX ROLLS

| | YOAKUM | YOUNG | ZAPATA | ZAVALA | GRAND TOTAL |
|-----------------------------------|--------------------------|-------------------------|-------------------------|-------------------------|-----------------------------|
| Land Assessed in Acres | \$ 106 532 667 00 | \$ 11 351 905 00 | \$ 13 327 980 00 | \$ 12 546 920 00 | \$ 8 633 379 482 00 |
| Town Lots | 7 003 714 00 | 8 663 925 00 | 3 146 310 00 | 3 874 980 00 | 9 321 024 608 00 |
| Personal Property | 5 461 014 00 | 15 529 400 00 | 752 680 00 | 4 257 190 00 | 4 261 631 147 00 |
| State and National Banks | 96 250 00 | 972 720 00 | 96 350 00 | 40 200 00 | 380 505 311 00 |
| Railroads Assessed in Miles | - 0 - | 12 350 00 | - 0 - | 223 070 00 | 128 747 608 00 |
| Rolling Stock | - 0 - | 8 720 00 | - 0 - | 73 970 00 | 31 627 064 00 |
| Intangible Value (Railroads) | - 0 - | 90 00 | - 0 - | 30 260 00 | 27 769 080 00 |
| Street Railways and Interurbans | - 0 - | - 0 - | - 0 - | - 0 - | 44 000 00 |
| Telephone & Telegraph Lines | 217 990 00 | 654 910 00 | 606 020 00 | 150 710 00 | 420 141 751 00 |
| Steam and Other Vessels | - 0 - | - 0 - | - 0 - | - 0 - | 9 603 015 00 |
| Pipe Lines | 1 827 360 00 | 816 730 00 | 831 970 00 | 577 690 00 | 464 967 956 00 |
| Intangible Value (Pipe Lines) | 411 490 00 | 252 990 00 | 5 790 00 | 18 730 00 | 54 460 580 00 |
| Intangible Value (Trucks & Buses) | <u>80 490 00</u> | <u>64 680 00</u> | <u>32 390 00</u> | <u>18 740 00</u> | <u>38 181 670 00</u> |
| TOTAL VALUE | \$ 121 630 975 00 | \$ 38 328 420 00 | \$ 18 799 490 00 | \$ 21 812 460 00 | \$ 23 778 083 272 00 |
| TOTAL VALUE FOR STATE | \$ 120 051 480 00 | \$ 32 804 545 00 | \$ 18 195 520 00 | \$ 20 102 470 00 | \$ 20 347 377 724 00 |
| STATE TAX | \$ 384 164 21 | \$ 104 968 51 | \$ 58 226 55 | \$ 64 329 68 | \$ 65 112 504 33 |
| Supplemental Value for Back Years | \$ - 0 - | \$ - 0 - | \$ - 0 - | \$ - 0 - | \$ 3 417 123 00 |
| Supplemental Tax for Back Years | <u>\$ - 0 -</u> | <u>\$ - 0 -</u> | <u>\$ - 0 -</u> | <u>\$ - 0 -</u> | <u>13 015 29</u> |
| Number Acres | 538 976 00 | 570 000 00 | 546 114 00 | 992 050 00 | 153 547 815 00 |
| Number Miles Railroads | - 0 - | 12 03 | - 0 - | 36 35 | 13 987 57 |
| Average Value of Land | 20 00 | 16 00 | 11 50 | 10 50 | - 0 - |
| Rate of County Tax | <u>73</u> | <u>95</u> | <u>1 25</u> | <u>1 10</u> | <u>- 0 -</u> |

TABLE NO. 6
SUMMARY OF PROPERTY AND VALUES THEREOF IN THE STATE OF TEXAS SHOWN BY
THE ASSESSMENTS FOR 1970 AS COMPARED WITH ASSESSMENTS FOR 1971

| | 1970 | | 1971 | | INCREASE/DECREASE* | |
|-----------------------------------|----------------|----------------------------|----------------|----------------------------|--------------------|---------------------------|
| | NUMBER | VALUE | NUMBER | VALUE | NUMBER | VALUE |
| Land Assessed in Acres | 154 318 712 00 | \$ 7 925 932 028 00 | 153 547 815 00 | \$ 8 633 379 482 00 | 770 897 00* | \$ 707 447 454 00 |
| Town Lots | - 0 - | 8 192 943 588 00 | - 0 - | 9 321 024 608 00 | - 0 - | 1 128 081 020 00 |
| Personal Property | - 0 - | 3 996 729 956 00 | - 0 - | 4 261 631 147 00 | - 0 - | 264 901 191 00 |
| State and National Banks | - 0 - | 362 468 513 00 | - 0 - | 380 505 311 00 | - 0 - | 18 036 798 00 |
| Railroads Assessed in Miles | 14 292 66 | 125 798 085 00 | 13 987 57 | 128 747 608 00 | 305 09* | 2 949 523 00 |
| Rolling Stock | - 0 - | 30 900 050 00 | - 0 - | 31 627 064 00 | - 0 - | 727 014 00 |
| Intangible Value (Railroads) | - 0 - | 27 768 580 00 | - 0 - | 27 769 080 00 | - 0 - | 500 00 |
| Street Railways and Interurbans | - 0 - | - 0 - | - 0 - | 44 000 00 | - 0 - | 44 000 00 |
| Telephone & Telegraph Lines | - 0 - | 334 145 779 00 | - 0 - | 426 141 751 00 | - 0 - | 91 995 972 00 |
| Steam and Other Vessels | - 0 - | 8 261 973 00 | - 0 - | 9 603 015 00 | - 0 - | 1 341 042 00 |
| Pipe Lines | - 0 - | 393 202 939 00 | - 0 - | 464 967 956 00 | - 0 - | 71 765 017 00 |
| Intangible Value (Pipe Lines) | - 0 - | 56 415 700 00 | - 0 - | 54 460 580 00 | - 0 - | 1 955 180 00* |
| Intangible Value (Trucks & Buses) | - 0 - | <u>38 309 400 00</u> | - 0 - | <u>38 181 670 00</u> | - 0 - | <u>127 730 00*</u> |
| TOTAL | | \$21 492 876 651 00 | | \$23 778 083 272 00 | | \$2 285 206 621 00 |
| LESS 1970 VALUES | | | | <u>21 492 876 651 00</u> | | |
| NET INCREASE | | | | <u>\$ 2 285 206 621 00</u> | | |
| TOTAL VALUE FOR STATE 1971 | | | | \$20 347 377 724 00 | | |
| TOTAL VALUE FOR STATE 1970 | | | | <u>\$18 220 192 600 00</u> | | |
| NET INCREASE | | | | <u>\$ 2 127 185 124 00</u> | | |

TABLE NO. 7
STATEMENT OF ASSESSMENTS AGAINST RAILROADS AND BRIDGES
AS SHOWN BY 1971 TAX ROLLS

| RAILROADS | Real Estate | Road Bed and Appurtenances | Rolling Stock | Intangible Assets | Personal Property | Total Value |
|--|--------------|----------------------------|----------------|-------------------|-------------------|----------------|
| | Value | No. of Miles | Value | Value | Value | Value |
| Abilene & Southern Ry. Co. | | | | | | |
| Jones | \$ 240 | - 0 - | \$ - 0 - | \$ - 0 - | \$ - 0 - | \$ 240 |
| Runnels | - 0 - | 25 92 | 75 820 | 12 960 | - 0 - | 88 780 |
| Taylor | - 0 - | 28 80 | 102 340 | 14 400 | - 0 - | 116 740 |
| Total | 240 | 54 72 | 178 160 | 27 360 | - 0 - | 205 760 |
| Angelina & Neches River | | | | | | |
| Angelina | 4 050 | 10 00 | 55 000 | 16 810 | 182 730 | - 0 - |
| Nacogdoches | 1 840 | - 0 - | - 0 - | - 0 - | - 0 - | 258 590 |
| Total | 5 890 | 10 00 | 55 000 | 16 810 | 182 730 | - 0 - |
| Atchison, Topeka & Santa Fe | | | | | | |
| Austin | 1 220 | 50 35 | 543 890 | 71 690 | 99 850 | - 0 - |
| Bailey | - 0 - | 19 68 | 137 760 | 28 020 | 46 760 | - 0 - |
| Bell | - 0 - | 57 01 | 1 221 190 | 81 170 | 135 450 | 28 350 |
| Bosque | - 0 - | 38 93 | 330 900 | 55 430 | 92 480 | - 0 - |
| Brazoria | - 0 - | 28 59 | 285 900 | 40 710 | 67 920 | - 0 - |
| Brazos | - 0 - | 11 69 | 81 600 | 16 640 | 19 430 | - 0 - |
| Brewster | - 0 - | 28 34 | 117 390 | 40 350 | 13 450 | - 0 - |
| Brown | - 0 - | 44 11 | 389 740 | 62 800 | 90 650 | - 0 - |
| Burleson | - 0 - | 43 28 | 389 540 | 61 620 | 92 340 | 1 314 |
| Carson | 530 | 69 11 | 545 680 | 98 400 | 253 540 | - 0 - |
| Castro | - 0 - | 2 48 | 19 440 | 3 530 | 16 480 | - 0 - |
| Cochran | - 0 - | 24 77 | 111 510 | 35 270 | 4 700 | - 0 - |
| Coke | - 0 - | 28 01 | 112 040 | 39 880 | 13 300 | - 0 - |
| Coleman | - 0 - | 42 49 | 470 860 | 91 310 | 131 770 | - 0 - |
| Collin | - 0 - | 31 45 | 190 620 | 44 780 | 28 920 | - 0 - |
| Colorado | - 0 - | 24 67 | 123 790 | 35 130 | 11 720 | - 0 - |
| Comanche | - 0 - | 28 52 | 203 920 | 40 600 | 40 620 | - 0 - |
| Concho | - 0 - | 20 84 | 83 360 | 29 670 | 9 890 | - 0 - |
| Cooke | - 0 - | 21 88 | 260 370 | 31 150 | 51 980 | - 0 - |
| Coryell | - 0 - | 10 06 | 85 510 | 14 320 | 23 900 | - 0 - |
| Crane | - 0 - | 3 75 | 15 000 | 5 340 | 1 790 | - 0 - |
| Crockett | - 0 - | 49 | 2 700 | 700 | 240 | - 0 - |
| Crosby | - 0 - | 20 41 | 54 815 | 29 060 | - 0 - | - 0 - |
| Culberson | - 0 - | 23 54 | 281 680 | 33 520 | 22 360 | 3 870 |
| Dallam | - 0 - | 7 01 | 31 460 | 9 980 | 6 660 | - 0 - |
| Dallas | 24 590 | 59 66 | 932 010 | 72 270 | 74 990 | 2 010 |
| Dawson | - 0 - | 17 60 | 110 000 | 25 060 | 3 340 | - 0 - |
| | | | | | | 1 105 870 |
| | | | | | | 138 400 |

TABLE NO. 7
STATEMENT OF ASSESSMENTS AGAINST RAILROADS AND BRIDGES
AS SHOWN BY 1971 TAX ROLLS
(Continued)

TAXES

| | State | County | Special | District Schools | Total |
|--|----------|-----------|----------|---------------------|-----------|
| Abilene & Southern Ry. Co. | | | | | |
| Jones | \$ 77 | \$ 1 92 | \$ - 0 - | \$ - 0 - | \$ 2 69 |
| Runnels | 284 10 | 843 41 | 43 74 | 93 32 | 1 264 57 |
| Taylor | 373 57 | 933 92 | 153 51 | 804 00 | 2 265 00 |
| Total | 658 44 | 1 779 25 | 197 25 | 897 32 | 3 532 26 |
| Angelina & Neches River | | | | | |
| Angelina | 827 49 | 2 585 90 | 318 87 | - 0 - | 3 732 26 |
| Nacogdoches | 5 89 | 17 48 | 5 52 | 27 60 | 56 49 |
| Total | 833 38 | 2 603 38 | 324 39 | 27 60 | 3 788 75 |
| Atchison, Topeka & Santa Fe | | | | | |
| Austin | 2 293 27 | 5 733 20 | 3 224 96 | - 0 - | 11 251 43 |
| Bailey | 680 13 | 2 019 13 | 482 16 | - 0 - | 3 181 42 |
| Bell | 4 691 72 | 11 729 28 | 2 450 43 | 860 40 | 19 731 83 |
| Bosque | 1 532 19 | 3 830 48 | - 0 - | - 0 - | 5 362 67 |
| Brazoria | 1 262 50 | 4 142 57 | 2 991 09 | - 0 - | 8 396 16 |
| Brazos | 376 55 | 1 235 54 | 312 18 | - 0 - | 1 924 27 |
| Brewster | 547 81 | 1 369 52 | - 0 - | - 0 - | 1 917 33 |
| Brown | 1 738 20 | 4 345 52 | 1 629 57 | 7 933 51 | 15 646 80 |
| Burleson | 1 743 40 | 6 265 36 | 1 634 44 | - 0 - | 9 643 20 |
| Carson | 2 874 08 | 8 532 42 | 2 958 18 | - 0 - | 14 364 68 |
| Castro | 126 24 | 374 78 | 244 71 | - 0 - | 745 73 |
| Cochran | 484 73 | 1 211 84 | 1 106 37 | - 0 - | 2 802 94 |
| Coke | 528 70 | 1 569 59 | 1 335 96 | - 0 - | 3 434 25 |
| Coleman | 2 220 61 | 5 551 52 | 1 412 58 | 9 660 48 | 18 845 19 |
| Collin | 845 82 | 2 511 04 | 925 12 | - 0 - | 4 281 98 |
| Colorado | 546 05 | 1 194 48 | 511 92 | - 0 - | 2 252 45 |
| Comanche | 912 44 | 2 281 12 | 733 56 | - 0 - | 3 927 12 |
| Concho | 393 34 | 1 167 74 | 983 36 | - 0 - | 2 544 44 |
| Cooke | 1 099 20 | 3 125 79 | 274 80 | 1 233 36 | 5 733 15 |
| Coryell | 395 94 | 1 175 44 | - 0 - | - 0 - | 1 571 38 |
| Crane | 70 82 | 210 24 | 66 39 | - 0 - | 347 45 |
| Crockett | 11 65 | 34 58 | 10 92 | 41 58 | 98 73 |
| Crosby | 280 78 | 833 58 | 351 34 | - 0 - | 1 465 70 |
| Culberson | 1 080 19 | 3 206 82 | 1 012 68 | - 0 - | 5 299 69 |
| Dallam | 153 92 | 442 52 | - 0 - | - 0 - | 596 44 |
| Dallas | 3 538 78 | 10 984 78 | 5 751 66 | 2 875 83 | 23 151 05 |
| Dawson | 442 88 | 1 300 96 | 415 20 | - 0 - | 2 159 04 |

TABLE NO. 7
STATEMENT OF ASSESSMENTS AGAINST RAILROADS AND BRIDGES
AS SHOWN BY 1971 TAX ROLLS

| RAILROADS | Real- Estate | Road Bed and Appurtenances | Rolling Stock | Intangible Assets | Personal Property | Total Value |
|--|-----------------|-------------------------------|------------------|----------------------|----------------------|----------------|
| | Value | No. of Miles | Value | Value | Value | Value |
| Atchison, Topeka & Santa Fe (Continued) | | | | | | |
| Deaf Smith | \$ - 0 - | 22 01 | \$ 306 750 | \$ 31 340 | \$ 146 300 | \$ - 0 - |
| Delta | - 0 - | 8 03 | 31 890 | 10 920 | 5 460 | - 0 - |
| Denton | 20 | 64 71 | 583 590 | 92 130 | 131 020 | - 0 - |
| Ellis | - 0 - | 10 96 | 87 680 | 15 610 | 18 210 | - 0 - |
| Erath | - 0 - | 37 81 | 226 860 | 53 830 | 53 860 | - 0 - |
| Fannin | - 0 - | 10 23 | 75 500 | 14 570 | 7 280 | - 0 - |
| Fisher | - 0 - | 43 84 | 238 910 | 62 420 | 50 280 | - 0 - |
| Floyd | - 0 - | 19 19 | 143 720 | 27 320 | 9 120 | - 0 - |
| Foard | - 0 - | 21 76 | 163 200 | 30 980 | 10 330 | - 0 - |
| Ft. Bend | - 0 - | 62 56 | 472 910 | 87 440 | 100 950 | - 0 - |
| Gaines | 1 300 | 2 85 | 12 830 | 4 060 | 540 | - 0 - |
| Galveston | - 0 - | 23 46 | 810 880 | 33 200 | 55 410 | - 0 - |
| Garza | - 0 - | 40 29 | 319 280 | 57 370 | 95 710 | - 0 - |
| Gray | - 0 - | 43 58 | 549 030 | 62 050 | 130 190 | - 0 - |
| Gregg | - 0 - | 3 82 | 34 420 | 5 440 | 2 730 | - 0 - |
| Grimes | - 0 - | 20 78 | 163 650 | 29 590 | 34 530 | - 0 - |
| Hale | - 0 - | 46 02 | 393 630 | 65 520 | 58 100 | - 0 - |
| Hansford | 4 750 | 26 04 | 120 160 | 37 580 | 12 530 | - 0 - |
| Hardeman | - 0 - | 19 08 | 95 450 | 27 170 | 9 060 | - 0 - |
| Hardin | - 0 - | 51 22 | 610 990 | 72 930 | 68 710 | - 0 - |
| Harris | - 0 - | 23 62 | 526 390 | 17 800 | 29 690 | 2 310 |
| Harrison | - 0 - | 8 77 | 58 050 | 12 490 | 6 250 | - 0 - |
| Haskell | - 0 - | 28 99 | 115 960 | 41 280 | 13 770 | - 0 - |
| Hemphill | - 0 - | 34 82 | 305 020 | 49 580 | 210 930 | - 0 - |
| Hill | - 0 - | 9 64 | 94 220 | 13 730 | 22 900 | - 0 - |
| Hockley | - 0 - | 55 25 | 131 340 | 65 690 | 25 640 | - 0 - |
| Hood | - 0 - | 31 57 | 189 420 | 44 950 | 44 950 | - 0 - |
| Hunt | - 0 - | 20 47 | 172 220 | 29 140 | 14 580 | - 0 - |
| Hutchinson | - 0 - | 6 96 | 108 780 | 9 910 | 6 300 | - 0 - |
| Irion | - 0 - | 41 73 | 166 920 | 59 410 | 19 820 | - 0 - |
| Jasper | - 0 - | 64 89 | 476 620 | 92 390 | 45 860 | - 0 - |
| Jefferson | - 0 - | 8 06 | 175 030 | 11 480 | 5 740 | - 0 - |
| Johnson | - 0 - | 67 46 | 1 053 950 | 96 050 | 106 770 | - 0 - |
| Jones | - 0 - | 10 89 | 49 010 | 15 510 | 5 170 | - 0 - |
| Knox | - 0 - | 31 33 | 144 120 | 44 610 | 14 880 | 1 020 |
| Lamar | - 0 - | 15 92 | 121 790 | 22 670 | 11 340 | - 0 - |
| Lamb | - 0 - | 32 80 | 216 480 | 46 700 | 77 920 | - 0 - |
| Lampasas | 4 350 | 54 36 | 400 000 | 77 400 | 103 960 | - 0 - |

TABLE NO. 7
STATEMENT OF ASSESSMENTS AGAINST RAILROADS AND BRIDGES
AS SHOWN BY 1971 TAX ROLLS
(Continued)

TAXES

| | State | County | Special | District Schools | Total |
|---|-------------|-------------|-------------|---------------------|-------------|
| Atchison, Topeka & Santa Fe (Continued) | | | | | |
| Deaf Smith | \$ 1 550 05 | \$ 4 601 71 | \$ 1 994 06 | \$ - 0 - | \$ 8 145 82 |
| Delta | 154 46 | 458 57 | 144 81 | - 0 - | 757 84 |
| Denton | 2 581 63 | 7 664 22 | 86 86 | 2 581 05 | 12 913 76 |
| Ellis | 388 80 | 972 00 | 732 76 | - 0 - | 2 093 56 |
| Erath | 1 070 56 | 2 676 40 | 1 003 65 | 527 40 | 5 278 01 |
| Fannin | 311 52 | 1 080 59 | - 0 - | - 0 - | 1 392 11 |
| Fisher | 1 125 15 | 3 340 30 | - 0 - | - 0 - | 4 465 45 |
| Floyd | 576 51 | 1 621 44 | 527 41 | - 0 - | 2 725 36 |
| Foard | 654 43 | 1 636 08 | 244 80 | - 0 - | 2 535 31 |
| Ft. Bend | 2 116 16 | 6 083 96 | 2 264 72 | 1 983 90 | 17 448 74 |
| Gaines | 59 94 | 177 94 | 176 30 | 252 93 | 667 11 |
| Galveston | 2 878 36 | 8 275 30 | 2 698 47 | 2 648 26 | 16 500 39 |
| Garza | 1 511 55 | 3 778 88 | 798 20 | 1 051 50 | 7 140 13 |
| Gray | 2 372 07 | 6 753 71 | 2 478 66 | - 0 - | 11 604 44 |
| Gregg | 136 29 | 352 93 | 111 45 | - 0 - | 600 67 |
| Grimes | 728 86 | 2 733 24 | - 0 - | - 0 - | 3 462 10 |
| Hale | 1 655 20 | 4 913 88 | 775 88 | - 0 - | 7 344 96 |
| Hansford | 560 06 | 1 750 20 | 587 52 | - 0 - | 2 897 78 |
| Hardeman | 421 38 | 1 250 96 | 263 36 | - 0 - | 1 935 70 |
| Hardin | 2 408 42 | 9 031 56 | - 0 - | - 0 - | 11 439 98 |
| Harris | 1 843 81 | 10 252 09 | - 0 - | - 0 - | 12 095 90 |
| Harrison | 245 73 | 729 52 | - 0 - | - 0 - | 975 25 |
| Haskell | 547 23 | 1 368 08 | 1 556 67 | - 0 - | 3 471 98 |
| Hemphill | 1 809 70 | 4 807 01 | 565 53 | - 0 - | 7 182 24 |
| Hill | 418 72 | 1 046 80 | 418 70 | - 0 - | 1 884 22 |
| Hockley | 712 55 | 2 449 37 | 730 09 | 262 68 | 4 154 69 |
| Hood | 893 82 | 2 653 54 | 1 081 42 | - 0 - | 4 628 78 |
| Hunt | 691 01 | 2 051 43 | - 0 - | - 0 - | 2 742 44 |
| Hutchinson | 399 97 | 1 187 40 | 376 90 | - 0 - | 1 964 27 |
| Iron | 787 68 | 2 338 43 | 738 45 | - 0 - | 3 864 56 |
| Jasper | 1 967 58 | 4 918 96 | 3 489 48 | - 0 - | 10 376 02 |
| Jefferson | 615 20 | 2 191 65 | 2 467 64 | - 0 - | 5 274 49 |
| Johnson | 4 021 66 | 11 939 32 | 4 086 50 | 2 719 43 | 22 766 91 |
| Jones | 223 00 | 557 52 | - 0 - | - 0 - | 780 52 |
| Knox | 654 82 | 1 943 98 | 1 587 99 | - 0 - | 4 186 79 |
| Lamar | 498 56 | 1 838 44 | - 0 - | 2 147 41 | 4 484 41 |
| Lamb | 1 091 52 | 2 728 80 | 324 72 | 108 24 | 4 253 28 |
| Lampasas | 1 874 27 | 4 392 83 | 1 757 13 | - 0 - | 8 024 23 |

TABLE NO. 7
STATEMENT OF ASSESSMENTS AGAINST RAILROADS AND BRIDGES
AS SHOWN BY 1971 TAX ROLLS

| RAILROADS | Real Estate | Road Bed and Appurtenances | Rolling Stock | Intangible Assets | Personal Property | Total Value |
|---|-------------|----------------------------|---------------|-------------------|-------------------|-------------|
| | Value | No. of Miles | Value | Value | Value | Value |
| Atchison, Topeka & Santa Fe (Continued) | | | | | | |
| Liberty | \$ - 0 - | 28 35 | \$ 256 450 | \$ 40 360 | \$ 47 110 | \$ - 0 - |
| Lipscomb | 13 400 | 44 52 | 371 520 | 63 390 | 90 080 | 328 650 |
| Lubbock | 20 830 | 100 38 | 842 350 | 142 920 | 123 150 | - 0 - |
| Lynn | - 0 - | 11 91 | 160 830 | 50 320 | 22 860 | - 0 - |
| Matagorda | 180 | 33 19 | 181 720 | 47 270 | 15 760 | - 0 - |
| McCulloch | - 0 - | 40 19 | 204 800 | 57 220 | 19 090 | - 0 - |
| McLennan | - 0 - | 28 41 | 255 690 | 40 450 | 67 490 | - 0 - |
| Menard | - 0 - | 15 85 | 45 000 | 22 570 | 7 530 | - 0 - |
| Milam | - 0 - | 34 91 | 331 650 | 49 700 | 82 930 | - 0 - |
| Mills | 4 540 | 34 27 | 239 890 | 48 790 | 81 410 | - 0 - |
| Mitchell | - 0 - | 3 62 | 12 350 | - 0 - | - 0 - | - 0 - |
| Montgomery | - 0 - | 43 15 | 349 110 | 61 440 | 71 700 | - 0 - |
| Moore | - 0 - | 34 55 | 116 480 | 45 800 | 30 550 | - 0 - |
| Newton | - 0 - | 15 97 | 87 470 | 22 740 | 7 590 | - 0 - |
| Nolan | - 0 - | 121 78 | 332 400 | 76 160 | 60 580 | - 0 - |
| Ochiltree | - 0 - | 33 59 | 150 600 | 47 820 | 15 950 | - 0 - |
| Panola | - 0 - | 23 38 | 204 310 | 44 620 | 22 340 | - 0 - |
| Parker | - 0 - | 20 | 980 | 280 | 280 | - 0 - |
| Parmer | - 0 - | 48 29 | 242 050 | 69 810 | 279 890 | - 0 - |
| Pecos | - 0 - | 78 62 | 275 180 | 98 450 | 32 830 | - 0 - |
| Potter | - 0 - | 48 10 | 1 659 740 | 68 480 | 125 320 | 51 020 |
| Presidio | - 0 - | 72 44 | 253 580 | 103 140 | 34 390 | - 0 - |
| Randall | - 0 - | 48 17 | 406 840 | 68 580 | 223 410 | - 0 - |
| Reagan | 110 | 43 40 | 153 700 | 47 630 | 15 890 | - 0 - |
| Reeves | - 0 - | 54 26 | 135 560 | 77 250 | 5 160 | - 0 - |
| Roberts | - 0 - | 17 75 | 190 850 | 25 270 | 117 980 | - 0 - |
| Runnels | - 0 - | 35 18 | 228 670 | 50 090 | 50 110 | - 0 - |
| Rusk | - 0 - | 7 25 | 35 280 | 10 320 | 5 170 | - 0 - |
| Sabine | - 0 - | 19 46 | 97 150 | 27 710 | 13 860 | - 0 - |
| San Augustine | - 0 - | 17 78 | 145 800 | 25 310 | 12 670 | - 0 - |
| San Saba | - 0 - | 34 98 | 174 900 | 49 800 | 16 610 | - 0 - |
| Schliecher | - 0 - | 28 60 | 114 400 | 40 720 | 13 580 | - 0 - |
| Scurry | - 0 - | 49 36 | 276 590 | 54 760 | 91 360 | - 0 - |
| Shelby | - 0 - | 29 28 | 193 690 | 41 690 | 20 850 | - 0 - |
| Sherman | - 0 - | 27 66 | 102 880 | 39 380 | 26 260 | - 0 - |
| Stonewall | - 0 - | 3 46 | 13 840 | 4 930 | 1 640 | - 0 - |
| Sutton | - 0 - | 12 74 | 51 270 | 18 140 | 6 050 | - 0 - |
| Swisher | - 0 - | 30 99 | 169 730 | 44 120 | 44 140 | - 0 - |

TABLE NO. 7
STATEMENT OF ASSESSMENTS AGAINST RAILROADS AND BRIDGES
AS SHOWK BY 1971 TAX ROLLS
(Continued)

TAXES

| | State | County | Special | District Schools | Total |
|---|-------------|-------------|----------|---------------------|-------------|
| Atchison, Topeka & Santa Fe (Continued) | | | | | |
| Liberty | \$ 1 100 54 | \$ 4 127 04 | \$ 94 98 | \$ - 0 - | \$ 5 322 56 |
| Lipscomb | 2 774 52 | 5 202 24 | 5 004 57 | - 0 - | 12 981 33 |
| Lubbock | 3 613 60 | 8 808 15 | 4 402 23 | - 0 - | 16 823 98 |
| Lynn | 748 82 | 2 457 13 | 1 235 20 | - 0 - | 4 441 15 |
| Matagorda | 783 77 | 2 473 81 | 2 115 92 | - 0 - | 5 373 50 |
| McCulloch | 899 55 | 2 670 54 | 843 33 | - 0 - | 4 413 42 |
| McLennan | 1 163 62 | 2 909 04 | 1 090 89 | 869 35 | 6 032 90 |
| Menard | 240 32 | 901 20 | 122 76 | - 0 - | 1 264 28 |
| Milam | 1 485 70 | 4 410 67 | - 0 - | - 0 - | 5 896 37 |
| Mills | 1 198 82 | 2 997 04 | 561 95 | - 0 - | 4 757 81 |
| Mitchell | 39 52 | 117 32 | 129 68 | - 0 - | 286 52 |
| Montgomery | 1 543 20 | 4 195 58 | 2 221 55 | - 0 - | 7 960 33 |
| Moore | 617 06 | 1 619 77 | 1 015 54 | 985 34 | 4 237 71 |
| Newton | 376 96 | 1 178 00 | 387 56 | - 0 - | 1 942 52 |
| Nolan | 1 501 25 | 3 753 12 | 1 407 42 | - 0 - | 6 661 79 |
| Ochiltree | 685 98 | 1 607 78 | 1 471 41 | - 0 - | 3 765 17 |
| Panola | 868 06 | 3 390 88 | 813 81 | 715 09 | 5 787 84 |
| Parker | 4 93 | 13 86 | 9 03 | 3 81 | 31 63 |
| Parmer | 1 893 60 | 5 621 63 | 1 896 28 | - 0 - | 9 411 51 |
| Pecos | 1 300 68 | 3 658 14 | 1 632 15 | - 0 - | 6 590 97 |
| Potter | 6 094 59 | 15 236 48 | - 0 - | 2 841 12 | 24 172 19 |
| Presidio | 1 251 55 | 3 128 88 | - 0 - | - 0 - | 4 380 43 |
| Randall | 2 236 26 | 6 638 89 | 778 94 | - 0 - | 9 654 09 |
| Reagan | 695 45 | 1 738 64 | 307 62 | 651 99 | 3 393 70 |
| Reeves | 697 50 | 2 070 71 | - 0 - | - 0 - | 2 768 21 |
| Roberts | 1 069 12 | 3 441 23 | - 0 - | - 0 - | 4 510 35 |
| Runnels | 1 052 38 | 3 124 26 | 443 64 | 3 405 78 | 8 026 06 |
| Rusk | 162 46 | 441 70 | 152 31 | 88 20 | 844 67 |
| Sabine | 443 90 | 1 109 76 | - 0 - | - 0 - | 1 553 66 |
| San Augustine | 588 10 | 1 745 91 | - 0 - | 551 34 | 2 885 35 |
| San Saba | 772 19 | 2 292 45 | 723 93 | 93 75 | 3 882 32 |
| Schliecher | 539 84 | 1 349 60 | 1 273 95 | - 0 - | 3 163 39 |
| Scurry | 1 352 67 | 3 593 04 | - 0 - | 1 217 00 | 6 162 71 |
| Shelby | 819 94 | 2 434 19 | 768 69 | 318 45 | 4 341 27 |
| Sherman | 539 26 | 1 502 48 | 630 09 | - 0 - | 2 671 83 |
| Stonewall | 65 32 | 163 28 | 127 50 | - 0 - | 356 10 |
| Sutton | 241 47 | 867 80 | - 0 - | - 0 - | 1 109 27 |
| Swisher | 825 57 | 2 450 91 | 773 97 | 899 57 | 4 950 02 |

TABLE NO. 7
STATEMENT OF ASSESSMENTS AGAINST RAILROADS AND BRIDGES
AS SHOWN BY 1971 TAX ROLLS

| | Real Estate | Road Bed and Appurtenances | Rolling Stock | Intangible Assets | Personal Property | Total Value |
|--|----------------|----------------------------|-------------------|-------------------|-------------------|----------------|
| RAILROADS | Value | No. of Miles | Value | Value | Value | Value |
| Atchison, Topeka & Santa Fe (Continued) | | | | | | |
| Tarrant | \$ - 0 - | 48 03 | \$ 459 845 | \$ 68 380 | \$ 97 970 | \$ - 0 - |
| Taylor | - 0 - | 39 05 | 306 100 | 55 600 | 92 770 | - 0 - |
| Terry | - 0 - | 36 99 | 207 090 | 52 670 | 7 030 | - 0 - |
| Tom Green | 31 210 | 74 42 | 543 880 | 105 960 | 48 570 | - 0 - |
| Upton | - 0 - | 66 89 | 154 880 | 47 300 | 15 770 | - 0 - |
| Washington | 990 | 19 68 | 167 280 | 28 020 | 46 760 | - 0 - |
| Wharton | 40 | 43 49 | 197 820 | 62 200 | 20 750 | - 0 - |
| Wheeler | - 0 - | 25 09 | 123 680 | 41 360 | 2 760 | - 0 - |
| Wilbarger | - 0 - | 12 34 | 77 750 | 17 570 | 5 860 | - 0 - |
| Total | 108 060 | 3 616 46 | 28 382 950 | 4 977 150 | 5 363 130 | 418 544 |
| Bartlett, Western R. R. Co. | | | | | | |
| Williamson | 1 020 | - 0 - | - 0 - | - 0 - | - 0 - | - 0 - |
| Total | 1 020 | - 0 - | - 0 - | - 0 - | - 0 - | 1 020 |
| Belton R. R. Co. | | | | | | |
| Bell | - 0 - | 6 86 | 32 890 | 770 | 16 010 | - 0 - |
| Total | - 0 - | 6 86 | 32 890 | 770 | 16 010 | - 0 - |
| Chicago, Rock Island & Pacific Ry. Co. | | | | | | |
| Carson | 120 | 48 25 | 191 420 | 34 990 | 3 550 | - 0 - |
| Dallam | - 0 - | 25 95 | 218 020 | 18 820 | 9 330 | - 0 - |
| Dallas | 120 960 | 25 14 | 202 820 | 18 230 | 11 860 | - 0 - |
| Deaf Smith | - 0 - | 2 37 | 10 710 | 1 720 | 220 | - 0 - |
| Donley | - 0 - | 11 80 | 62 230 | 8 560 | 1 040 | - 0 - |
| Freestone | - 0 - | 39 33 | 284 140 | 28 520 | 34 920 | 2 850 |
| Galveston | - 0 - | - 0 - | - 0 - | - 0 - | - 0 - | 800 |
| Gray | - 0 - | 23 63 | 175 560 | 17 130 | 2 080 | - 0 - |
| Hansford | 2 350 | 32 06 | 163 100 | 23 650 | 1 570 | - 0 - |
| Harris | - 0 - | 35 92 | 287 900 | 34 620 | 23 400 | 8 540 |
| Hartley | 35 | 47 40 | 414 620 | 34 370 | 14 540 | - 0 - |
| Hutchinson | 4 780 | 48 25 | 306 920 | 34 980 | 2 170 | - 0 - |
| Jack | - 0 - | 34 32 | 154 440 | 24 880 | 260 | - 0 - |
| Montague | - 0 - | 32 54 | 295 820 | 23 590 | 15 350 | - 0 - |
| Montgomery | - 0 - | 28 76 | 161 700 | 20 840 | 25 520 | - 0 - |
| Moore | - 0 - | 36 05 | 136 470 | 22 060 | 900 | - 0 - |
| Oldham | - 0 - | 49 88 | 224 460 | 36 170 | 4 400 | - 0 - |
| Potter | - 0 - | 48 74 | 696 930 | 35 250 | 3 580 | - 0 - |

TABLE NO. 7
STATEMENT OF ASSESSMENTS AGAINST RAILROADS AND BRIDGES
AS SHOWN BY 1971 TAX ROLLS
(Continued)

TAXES

| | State | County | Special | District Schools | Total |
|--|-------------|-------------|-------------|---------------------|--------------|
| Atchison, Topeka & Santa Fe (Continued) | | | | | |
| Tarrant | \$ 2 003 83 | \$ 5 510 51 | \$ 6 093 02 | \$ 6 597 32 | \$ 20 204 68 |
| Taylor | 1 454 30 | 3 635 76 | 459 15 | 3 765 55 | 9 314 76 |
| Terry | 853 73 | 2 534 51 | 745 52 | - 0 - | 4 133 76 |
| Tom Green | 2 334 78 | 6 858 42 | 2 043 15 | 3 141 72 | 14 378 07 |
| Upton | 697 44 | 2 070 53 | 480 30 | 411 57 | 3 659 84 |
| Washington | 777 76 | 2 187 45 | 729 15 | 673 08 | 4 367 44 |
| Wharton | 898 59 | 3 173 15 | 842 43 | 1 048 66 | 5 962 83 |
| Wheeler | 536 96 | 1 594 10 | 1 307 32 | - 0 - | 3 438 38 |
| Wilbarger | 323 78 | 961 21 | 1 081 04 | 388 75 | 2 754 78 |
| Total | 125 599 41 | 358 897 67 | 111 107 69 | 65 555 40 | 661 160 17 |
| Bartlett, Western R. R. Co. | | | | | |
| Williamson | 3 26 | 9 18 | 4 59 | - 0 - | 17 03 |
| Total | 3 26 | 9 18 | 4 59 | - 0 - | 17 03 |
| Belton R. R. Co. | | | | | |
| Bell | 158 94 | 397 36 | 76 91 | - 0 - | 633 21 |
| Total | 158 94 | 397 36 | 76 91 | - 0 - | 633 21 |
| Chicago, Rock Island & Pacific Ry. Co. | | | | | |
| Carson | 736 26 | 2 185 76 | 752 47 | - 0 - | 3 674 49 |
| Dallam | 787 74 | 2 264 76 | - 0 - | - 0 - | 3 052 50 |
| Dallas | 1 132 39 | 3 523 60 | 1 942 68 | 971 34 | 7 570 01 |
| Deaf Smith | 40 47 | 120 18 | 48 06 | - 0 - | 208 71 |
| Donley | 229 86 | 682 39 | 316 05 | - 0 - | 1 228 30 |
| Freestone | 1 121 37 | 2 803 44 | 406 34 | - 0 - | 4 331 15 |
| Galveston | 2 56 | 7 36 | 3 36 | - 0 - | 13 28 |
| Gray | 623 27 | 1 821 50 | 584 31 | 15 01 | 3 044 09 |
| Hansford | 610 14 | 1 906 70 | 654 74 | - 0 - | 3 171 58 |
| Harris | 1 134 27 | 6 094 69 | - 0 - | - 0 - | 7 228 96 |
| Hartley | 1 483 41 | 4 403 87 | 790 24 | - 0 - | 6 677 52 |
| Hutchinson | 1 116 32 | 3 314 08 | 1 104 22 | - 0 - | 5 534 62 |
| Jack | 574 66 | 1 741 93 | 615 96 | - 0 - | 2 932 55 |
| Montague | 1 071 23 | 3 180 22 | 650 92 | - 0 - | 4 902 37 |
| Montgomery | 665 80 | 1 810 12 | 624 18 | 261 32 | 3 361 42 |
| Moore | 510 18 | 1 339 21 | 922 15 | - 0 - | 2 771 54 |
| Oldham | 848 10 | 2 120 24 | 662 57 | - 0 - | 3 630 91 |
| Potter | 2 354 43 | 5 886 08 | 63 70 | 2 805 70 | 11 109 91 |

TABLE NO. 7
STATEMENT OF ASSESSMENTS AGAINST RAILROADS AND BRIDGES
AS SHOWN BY 1971 TAX ROLLS

| RAILROADS | Real Estate | Road Bed and Appurtenances | | Rolling Stock | Intangible Assets | Personal Property | Total Value |
|---|----------------|----------------------------|------------------|----------------|-------------------|-------------------|------------------|
| | Value | No. of Miles | Value | Value | Value | Value | |
| Chicago, Rock Island & Pacific Ry. Co. (Continued) | | | | | | | |
| Sherman | \$ - 0 - | 25 99 | \$ 193 800 | \$ 18 850 | \$ 9 350 | \$ - 0 - | \$ 222 000 |
| Tarrant | 55 565 | 38 94 | 397 675 | 27 780 | 18 080 | 50 | 499 150 |
| Wheeler | - 0 - | 33 71 | 227 540 | 24 440 | 2 970 | - 0 - | 254 950 |
| Wise | - 0 - | 50 95 | 437 400 | 36 940 | 18 820 | - 0 - | 493 160 |
| Young | 1 810 | 12 03 | 12 350 | 8 720 | 90 | - 0 - | 22 970 |
| Total | 185 620 | 732 01 | 5 256 025 | 535 110 | 204 000 | 12 240 | 6 192 995 |
| Chicago, R.I. & Pacific & Ft. Worth & Denver | | | | | | | |
| Ellis | - 0 - | - 0 - | 13 420 | - 0 - | - 0 - | - 0 - | 13 420 |
| Grimes | - 0 - | 30 09 | 240 720 | 21 820 | 26 720 | - 0 - | 289 260 |
| Leon | - 0 - | 30 40 | 311 880 | 22 040 | 27 000 | - 0 - | 360 920 |
| Limestone | - 0 - | 7 80 | 45 250 | 11 580 | 6 920 | - 0 - | 63 750 |
| Madison | - 0 - | 13 68 | 181 040 | 9 920 | 12 140 | - 0 - | 203 100 |
| Navarro | - 0 - | 30 38 | 417 720 | 45 100 | - 0 - | - 0 - | 462 820 |
| Total | - 0 - | 112 35 | 1 210 030 | 110 460 | 72 780 | - 0 - | 1 393 270 |
| Dallas Terminal & Union Dp. | | | | | | | |
| Dallas | 13 850 | 10 24 | 150 000 | - 0 - | - 0 - | - 0 - | 163 850 |
| Total | 13 850 | 10 24 | 150 000 | - 0 - | - 0 - | - 0 - | 163 850 |
| El Paso Union Passenger Dp. | | | | | | | |
| El Paso | 122 780 | - 0 - | - 0 - | - 0 - | - 0 - | - 0 - | 122 780 |
| Total | 122 780 | - 0 - | - 0 - | - 0 - | - 0 - | - 0 - | 122 780 |
| Ft. Worth Belt Ry. Co. | | | | | | | |
| Tarrant | - 0 - | 3 02 | 83 280 | - 0 - | 5 400 | - 0 - | 88 680 |
| Total | - 0 - | 3 02 | 83 280 | - 0 - | 5 400 | - 0 - | 88 680 |
| Ft. Worth & Denver Ry. Co. | | | | | | | |
| Archer | - 0 - | 20 14 | 85 600 | 15 290 | 12 400 | - 0 - | 113 290 |
| Armstrong | - 0 - | 32 56 | 276 760 | 24 720 | 65 990 | - 0 - | 367 470 |
| Baylor | - 0 - | 35 74 | 143 850 | 27 140 | 22 010 | - 0 - | 193 000 |
| Briscoe | - 0 - | 24 09 | 52 335 | 18 290 | 27 310 | - 0 - | 97 935 |
| Carson | - 0 - | 66 | 3 960 | 500 | 1 380 | - 0 - | 5 840 |
| Castro | - 0 - | 24 72 | 122 120 | 18 770 | 28 020 | - 0 - | 168 910 |
| Childress | - 0 - | 50 94 | 527 770 | 38 680 | 60 920 | 2 500 | 629 870 |
| Clay | - 0 - | 32 71 | 266 000 | 24 840 | 66 360 | - 0 - | 357 200 |

TABLE NO. 7
STATEMENT OF ASSESSMENTS AGAINST RAILROADS AND BRIDGES
AS SHOWN BY 1971 TAX ROLLS
(Continued)

TAXES

| | State | County | Special | District Schools | Total |
|---|------------------|------------------|------------------|---------------------|-------------------|
| Chicago, Rock Island & Pacific Ry. Co. (Continued) | | | | | |
| Sherman | \$ 710 40 | \$ 2 066 70 | \$ 636 92 | \$ - 0 - | \$ 3 414 02 |
| Tarrant | 1 597 29 | 4 392 51 | 5 425 61 | 1 813 16 | 13 228 57 |
| Wheeler | 815 84 | 2 422 03 | 764 85 | 1 023 93 | 5 026 65 |
| Wise | 1 578 11 | 3 945 28 | 1 528 15 | - 0 - | 7 051 54 |
| Young | 73 51 | 218 23 | - 0 - | - 0 - | 291 74 |
| Total | 19 817 61 | 58 250 88 | 18 497 48 | 6 890 46 | 103 456 43 |
| Chicago, R.I. & Pacific & Ft. Worth & Denver | | | | | |
| Ellis | 42 94 | 107 36 | 40 26 | - 0 - | 190 56 |
| Grimes | 925 63 | 3 471 12 | - 0 - | 258 54 | 4 655 29 |
| Leon | 1 154 95 | 2 887 36 | 1 222 80 | - 0 - | 5 265 11 |
| Limestone | 203 99 | 605 63 | 191 25 | - 0 - | 1 000 87 |
| Madison | 649 92 | 1 848 20 | - 0 - | - 0 - | 2 498 12 |
| Navarro | 1 481 02 | 3 702 56 | 786 79 | 2 840 50 | 8 810 87 |
| Total | 4 458 45 | 12 622 23 | 2 241 10 | 3 099 04 | 22 420 82 |
| Dallas Terminal & Union Dp. | | | | | |
| Dallas | 524 32 | 1 638 50 | 983 10 | 491 55 | 3 637 47 |
| Total | 524 32 | 1 638 50 | 983 10 | 491 55 | 3 637 47 |
| El Paso Union Passenger Dp. | | | | | |
| El Paso | 392 90 | 1 105 02 | 920 85 | - 0 - | 2 418 77 |
| Total | 392 90 | 1 105 02 | 920 85 | - 0 - | 2 418 77 |
| Ft. Worth Belt Ry. Co. | | | | | |
| Tarrant | 283 78 | 780 38 | 257 17 | 1 224 22 | 2 545 55 |
| Total | 283 78 | 780 38 | 257 17 | 1 224 22 | 2 545 55 |
| Ft. Worth & Denver Ry. Co. | | | | | |
| Archer | 362 53 | 713 73 | 339 87 | - 0 - | 1 416 13 |
| Armstrong | 1 175 90 | 3 013 25 | 1 102 41 | - 0 - | 5 291 56 |
| Baylor | 617 60 | 1 930 00 | 579 00 | - 0 - | 3 126 60 |
| Briscoe | 313 39 | 930 38 | - 0 - | - 0 - | 1 243 77 |
| Carson | 18 69 | 55 48 | 17 52 | - 0 - | 91 69 |
| Castro | 540 51 | 1 604 65 | 1 666 87 | - 0 - | 3 812 03 |
| Childress | 2 015 58 | 5 983 77 | 2 386 22 | - 0 - | 10 385 57 |
| Clay | 1 143 04 | 1 714 56 | 2 325 60 | - 0 - | 5 183 20 |

TABLE NO. 7
STATEMENT OF ASSESSMENTS AGAINST RAILROADS AND BRIDGES
AS SHOWK BY 1971 TAX ROLLS

| | Real Estate | Road Bed and Appurtenances | Rolling Stock | Intangible Assets | Personal Property | Total Value |
|---|----------------|----------------------------|------------------|-------------------|-------------------|--------------|
| RAILROADS | Value | No. of Miles | Value | Value | Value | Value |
| Ft. Worth & Denver Ry. Co. (Continued) | | | | | | |
| Collingsworth | \$ - 0 - | 31 84 | \$ 34 370 | \$ 6 360 | \$ 1 500 | \$ - 0 - |
| Dallam | - 0 - | 37 67 | 215 500 | 28 600 | 76 400 | - 0 - |
| Donley | - 0 - | 37 68 | 246 990 | 28 610 | 76 400 | - 0 - |
| Ellis | - 0 - | 18 50 | 175 750 | 15 050 | 16 420 | - 0 - |
| Floyd | - 0 - | 62 40 | 475 400 | 47 380 | 70 740 | - 0 - |
| Freestone | - 0 - | - 0 - | - 0 - | 29 860 | - 0 - | - 0 - |
| Gray | 3 670 | 29 79 | - 0 - | - 0 - | - 0 - | - 0 - |
| Grimes | - 0 - | - 0 - | - 0 - | 22 850 | - 0 - | - 0 - |
| Hale | 2 980 | 33 05 | 208 020 | 25 440 | 37 980 | - 0 - |
| Hall | - 0 - | 51 58 | 341 440 | 39 170 | 73 960 | - 0 - |
| Hardeman | - 0 - | 31 13 | 307 000 | 23 650 | 63 140 | - 0 - |
| Harris | - 0 - | - 0 - | - 0 - | 36 260 | - 0 - | - 0 - |
| Hartley | - 0 - | 32 49 | 272 380 | 24 670 | 65 900 | - 0 - |
| Haskell | - 0 - | 31 82 | 127 280 | 24 160 | 19 600 | - 0 - |
| Jones | - 0 - | 33 83 | 143 780 | 26 210 | 21 260 | - 0 - |
| Knox | - 0 - | 12 85 | 59 110 | 9 760 | 7 910 | - 0 - |
| Lubbock | 40 590 | 23 81 | 143 500 | 18 080 | 27 000 | - 0 - |
| Madison | - 0 - | 13 68 | - 0 - | 10 390 | - 0 - | - 0 - |
| Montague | - 0 - | 18 97 | 176 610 | 14 410 | 38 470 | - 0 - |
| Montgomery | - 0 - | - 0 - | - 0 - | 21 820 | - 0 - | - 0 - |
| Oldham | - 0 - | 16 78 | 96 065 | 12 740 | 34 050 | - 0 - |
| Potter | - 0 - | 43 28 | 596 550 | 32 860 | 87 720 | - 0 - |
| Swisher | - 0 - | 1 97 | 9 500 | 1 500 | 2 230 | - 0 - |
| Tarrant | 37 560 | 19 93 | 203 850 | 15 140 | 40 410 | - 0 - |
| Taylor | - 0 - | 5 95 | 36 000 | 4 520 | 3 660 | - 0 - |
| Wheeler | - 0 - | 25 07 | 3 530 | - 0 - | - 0 - | - 0 - |
| Wichita | 75 660 | 43 39 | 335 500 | 32 950 | 72 990 | 3 600 |
| Wilbarger | - 0 - | 33 78 | 440 000 | 25 650 | 68 480 | - 0 - |
| Wise | - 0 - | 38 19 | 353 000 | 29 000 | 77 410 | - 0 - |
| Total | 160 460 | 950 99 | 6 479 520 | 775 320 | 1 268 020 | 6 100 |
| Galveston, Houston, and Henderson R.R. Co. | | | | | | |
| Galveston | - 0 - | 23 66 | 587 680 | 110 | 30 540 | - 0 - |
| Harris | - 0 - | 35 49 | 362 890 | - 0 - | 30 040 | - 0 - |
| Total | - 0 - | 59 15 | 950 570 | 110 | 60 580 | - 0 - |

TABLE NO. 7
STATEMENT OF ASSESSMENTS AGAINST RAILROADS AND BRIDGES
AS SHOWN BY 1971 TAX ROLLS
(Continued)

TAXES.

| | State | County | Special | District Schools | Total |
|---|------------------|------------------|------------------|---------------------|-------------------|
| Ft. Worth & Denver Ry. Co. (Continued) | | | | | |
| Collingsworth | \$ 135 14 | \$ 401 19 | \$ 253 38 | \$ - 0 - | \$ 789 71 |
| Dallam | 1 025 60 | 2 948 60 | - 0 - | - 0 - | 3 974 20 |
| Donley | 1 126 40 | 3 344 00 | 1 548 80 | - 0 - | 6 019 20 |
| Ellis | 659 90 | 1 649 76 | 1 159 49 | - 0 - | 3 469 15 |
| Floyd | 1 899 26 | 5 341 68 | 1 841 45 | 1 555 30 | 10 637 69 |
| Freestone | 95 55 | 238 88 | - 0 - | - 0 - | 334 43 |
| Gray | 11 74 | 34 87 | 11 28 | - 0 - | 57 89 |
| Grimes | 73 12 | 274 20 | - 0 - | - 0 - | 347 32 |
| Hale | 878 15 | 2 606 99 | 437 40 | - 0 - | 3 922 54 |
| Hall | 1 454 63 | 4 318 41 | - 0 - | - 0 - | 5 773 04 |
| Hardeman | 1 260 13 | 3 741 00 | 787 58 | - 0 - | 5 788 71 |
| Harris | 116 03 | 400 10 | - 0 - | - 0 - | 516 13 |
| Hartley | 1 161 44 | 3 448 02 | 518 58 | - 0 - | 5 128 04 |
| Haskell | 547 33 | 1 368 32 | 1 638 70 | - 0 - | 3 554 35 |
| Jones | 612 00 | 1 530 00 | - 0 - | - 0 - | 2 142 00 |
| Knox | 245 70 | 729 41 | 553 49 | - 0 - | 1 528 60 |
| Lubbock | 733 35 | 1 787 52 | 938 86 | - 0 - | 3 459 73 |
| Madison | 33 25 | 94 55 | - 0 - | - 0 - | 127 80 |
| Montague | 734 37 | 2 180 15 | 706 44 | - 0 - | 3 620 96 |
| Montgomery | 69 82 | 189 83 | 17 47 | 65 46 | 342 58 |
| Oldham | 457 13 | 1 142 84 | 357 14 | - 0 - | 1 957 11 |
| Potter | 2 294 81 | 5 737 04 | - 0 - | 2 696 12 | 10 727 97 |
| Swisher | 42 34 | 125 69 | 39 69 | 50 35 | 258 07 |
| Tarrant | 950 27 | 2 613 25 | 4 074 17 | 1 127 28 | 8 764 97 |
| Taylor | 141 38 | 353 44 | 54 00 | - 0 - | 548 82 |
| Wheeler | 11 30 | 33 54 | 26 48 | - 0 - | 71 32 |
| Wichita | 1 666 24 | 5 467 35 | 66 60 | - 0 - | 7 200 19 |
| Wilbarger | 1 709 22 | 5 074 24 | 3 802 39 | 4 400 00 | 14 985 85 |
| Wise | 1 470 11 | 3 675 28 | 1 378 23 | - 0 - | 6 523 62 |
| Total | 27 802 95 | 76 795 97 | 28 629 11 | 9 894 51 | 143 122 54 |
| Galveston, Houston, and Henderson R.R. Co. | | | | | |
| Galveston | 1 978 65 | 5 688 63 | 574 53 | 3 094 77 | 11 336 58 |
| Harris | 1 257 38 | 7 008 63 | - 0 - | 213 08 | 8 479 09 |
| Total | 3 236 03 | 12 697 26 | 574 53 | 3 307 85 | 19 815 67 |

TABLE NO. 7
STATEMENT OF ASSESSMENTS AGAINST RAILROADS AND BRIDGES
AS SHOWN BY 1971 TAX ROLLS

| RAILROADS | Real Estate | Road Bed and Appurtenances | | Rolling Stock | Intangible Assets | Personal Property | Total Value |
|--------------------------------------|-------------|----------------------------|-----------|---------------|-------------------|-------------------|-------------|
| | Value | No. of Miles | Value | Value | Value | Value | |
| Galveston Terminal Ry. Co. | | | | | | | |
| Galveston | \$ - 0 - | 95 | \$ 40 930 | \$ - 0 - | \$ - 0 - | \$ - 0 - | \$ 40 930 |
| Total | - 0 - | 95 | 40 930 | - 0 - | - 0 - | - 0 - | 40 930 |
| Georgetown R. R. Co. | | | | | | | |
| Williamson | 7 390 | 8 00 | 50 000 | 41 800 | 76 460 | - 0 - | 175 650 |
| Total | 7 390 | 8 00 | 50 000 | 41 800 | 76 460 | - 0 - | 175 650 |
| Great Southwest R. R. Inc. | | | | | | | |
| Tarrant | - 0 - | 19 93 | 49 210 | - 0 - | - 0 - | 1 200 | 50 410 |
| Total | - 0 - | 19 93 | 49 210 | - 0 - | - 0 - | 1 200 | 50 410 |
| Gulf & Interstate Ry. Co. | | | | | | | |
| Chambers | - 0 - | 17 08 | 54 920 | 11 070 | 12 810 | - 0 - | 78 800 |
| Galveston | - 0 - | 2 68 | 1 670 | - 0 - | - 0 - | - 0 - | 1 670 |
| Jefferson | 5 100 | 22 25 | 140 250 | 14 430 | 16 690 | - 0 - | 176 470 |
| Total | 5 100 | 42 01 | 196 840 | 25 500 | 29 500 | - 0 - | 256 940 |
| Houston Belt & Terminal | | | | | | | |
| Harris | - 0 - | 25 50 | 1 347 270 | 424 365 | - 0 - | 65 620 | 1 837 255 |
| Total | - 0 - | 25 50 | 1 347 270 | 424 365 | - 0 - | 65 620 | 1 837 255 |
| Kansas City Southern Ry. | | | | | | | |
| Bowie | 1 480 | 19 53 | 168 620 | 6 990 | 135 150 | - 0 - | 312 240 |
| Cass | - 0 - | 11 89 | 90 310 | 4 260 | 82 280 | - 0 - | 176 850 |
| Jefferson | 9 140 | 50 18 | 421 340 | 14 440 | 278 990 | 266 620 | 990 530 |
| Newton | - 0 - | 6 06 | 45 760 | 2 170 | 41 940 | - 0 - | 89 870 |
| Orange | - 0 - | 21 16 | 213 860 | 7 580 | 146 430 | - 0 - | 367 870 |
| Total | 10 620 | 108 82 | 939 890 | 35 440 | 684 790 | 266 620 | 1 937 360 |
| Louisiana & Arkansas Ry. | | | | | | | |
| Camp | 80 | 16 73 | 85 820 | 34 760 | 84 290 | - 0 - | 204 950 |
| Cass | - 0 - | 11 84 | 48 400 | 24 600 | 59 650 | - 0 - | 132 650 |
| Collin | - 0 - | 4 13 | 18 300 | 47 420 | 20 810 | - 0 - | 86 530 |
| Dallas | 1 760 | - 0 - | - 0 - | 39 570 | - 0 - | - 0 - | 41 330 |
| Franklin | - 0 - | 3 82 | 29 740 | 7 930 | 19 240 | - 0 - | 56 910 |
| Harrison | 1 010 | 17 47 | 120 740 | 36 300 | 88 030 | - 0 - | 246 080 |
| Hopkins | - 0 - | 36 07 | 183 500 | 76 240 | 184 910 | - 0 - | 444 650 |
| Hunt | 800 | 25 29 | 230 440 | 52 800 | 127 430 | - 0 - | 411 470 |

TABLE NO. 7
STATEMENT OF ASSESSMENTS AGAINST RAILROADS AND BRIDGES
AS SHOWN BY 1971 TAX ROLLS
(Continued)

TAXES

| | State | County | Special | District Schools | Total |
|--------------------------------------|-----------|-----------|-----------|---------------------|-----------|
| Galveston Terminal Ry. Co. | | | | | |
| Galveston | \$ 130 98 | \$ 376 56 | \$ 171 91 | \$ - 0 - | \$ 679 45 |
| Total | 130 98 | 376 56 | 171 91 | - 0 - | 679 45 |
| Georgetown R. R. Co. | | | | | |
| Williamson | 562 08 | 1 580 85 | 526 95 | - 0 - | 2 669 88 |
| Total | 562 08 | 1 580 85 | 526 95 | - 0 - | 2 669 88 |
| Great Southwest R. R. Inc. | | | | | |
| Tarrant | 161 31 | 443 61 | 146 19 | 579 72 | 1 330 83 |
| Total | 161 31 | 443 61 | 146 19 | 579 72 | 1 330 83 |
| Gulf & Interstate Ry. Co. | | | | | |
| Chambers | 252 15 | 1 094 85 | - 0 - | - 0 - | 1 347 00 |
| Galveston | 5 34 | 15 36 | 5 01 | - 0 - | 25 71 |
| Jefferson | 564 71 | 2 011 76 | 1 443 87 | - 0 - | 4 020 34 |
| Total | 822 20 | 3 121 97 | 1 448 88 | - 0 - | 5 393 05 |
| Houston Belt & Terminal | | | | | |
| Harris | 5 879 22 | 30 679 62 | - 0 - | - 0 - | 36 558 84 |
| Total | 5 879 22 | 30 679 62 | - 0 - | - 0 - | 36 558 84 |
| Kansas City Southern Ry. | | | | | |
| Bowie | 999 17 | 2 654 04 | 340 20 | - 0 - | 3 993 41 |
| Cass | 565 92 | 1 680 08 | 530 55 | - 0 - | 2 776 55 |
| Jefferson | 3 169 68 | 11 292 04 | 5 428 60 | 3 375 56 | 23 265 88 |
| Newton | 287 58 | 898 70 | 612 81 | - 0 - | 1 799 09 |
| Orange | 1 177 20 | 4 374 22 | 1 894 91 | - 0 - | 7 446 33 |
| Total | 6 199 55 | 20 899 08 | 8 807 07 | 3 375 56 | 39 281 26 |
| Louisiana & Arkansas Ry. | | | | | |
| Camp | 655 84 | 1 947 02 | 1 106 73 | - 0 - | 3 709 59 |
| Cass | 424 48 | 1 260 18 | 397 95 | - 0 - | 2 082 61 |
| Collin | 276 90 | 822 04 | 302 86 | - 0 - | 1 401 80 |
| Dallas | 132 25 | 393 44 | 10 56 | 5 28 | 541 53 |
| Franklin | 182 11 | 540 65 | 170 73 | - 0 - | 893 49 |
| Harrison | 787 46 | 2 337 77 | - 0 - | - 0 - | 3 125 23 |
| Hopkins | 1 422 88 | 3 957 39 | 1 184 29 | 3 695 20 | 10 259 76 |
| Hunt | 1 316 70 | 3 908 97 | - 0 - | 248 50 | 5 474 17 |

TABLE NO. 7
STATEMENT OF ASSESSMENTS AGAINST RAILROADS AND BRIDGES
AS SHOWN BY 1971 TAX ROLLS

| RAILROADS | Real Estate | Road Bed and Appurtenances | | Rolling Stock | Intangible Assets | Personal Property | Total Value |
|---|-------------|----------------------------|-----------|---------------|-------------------|-------------------|-------------|
| | Value | No. of Miles | Value | Value | Value | Value | |
| Louisiana & Arkansas Ry. (Continued) | | | | | | | |
| Marion | \$ 50 | 20 06 | \$ 65 000 | \$ 41 680 | \$ 101 070 | \$ - 0 - | \$ 207 800 |
| Morris | 100 | 11 38 | 79 900 | 23 640 | 57 330 | - 0 - | 160 970 |
| Titus | - 0 - | 3 84 | 18 640 | 7 980 | 19 340 | - 0 - | 45 960 |
| Wood | 730 | 5 81 | 32 550 | 12 080 | 29 270 | - 0 - | 74 630 |
| Total | 4 530 | 156 44 | 913 030 | 405 000 | 791 370 | - 0 - | 2 113 930 |
| Missouri-Kansas-Texas R. R. | | | | | | | |
| Austin | - 0 - | 31 18 | 273 230 | 49 120 | 8 130 | - 0 - | 330 480 |
| Bastrop | - 0 - | 67 21 | 578 470 | 105 890 | 17 530 | - 0 - | 701 890 |
| Bell | - 0 - | 35 04 | 365 490 | 55 200 | 9 140 | - 0 - | 419 830 |
| Bexar | - 0 - | 21 86 | 280 430 | 34 440 | 5 700 | - 0 - | 320 570 |
| Bosque | 530 | - 0 - | - 0 - | - 0 - | - 0 - | - 0 - | 530 |
| Caldwell | - 0 - | 25 12 | 139 090 | 39 580 | 6 550 | - 0 - | 185 220 |
| Callahan | 1 220 | - 0 - | - 0 - | - 0 - | - 0 - | - 0 - | 1 220 |
| Clay | - 0 - | 32 71 | 4 660 | 51 530 | - 0 - | - 0 - | 56 190 |
| Colorado | - 0 - | 5 47 | 36 240 | 8 620 | 1 430 | - 0 - | 46 290 |
| Collin | - 0 - | 1 61 | 6 830 | 2 540 | 420 | - 0 - | 9 790 |
| Collingsworth | - 0 - | - 0 - | 930 | - 0 - | - 0 - | - 0 - | 930 |
| Cornal | - 0 - | 25 73 | 166 990 | 37 180 | 6 160 | - 0 - | 210 330 |
| Comanche | 630 | - 0 - | - 0 - | - 0 - | - 0 - | - 0 - | 630 |
| Cooke | - 0 - | - 0 - | - 0 - | 3 020 | - 0 - | - 0 - | 3 020 |
| Dallas | 90 390 | 58 71 | 797 780 | 92 500 | 15 310 | 11 160 | 1 007 140 |
| Denton | - 0 - | 19 86 | 114 450 | 88 370 | 5 180 | - 0 - | 208 000 |
| Eastland | 5 580 | - 0 - | - 0 - | - 0 - | - 0 - | - 0 - | 5 580 |
| Ellis | - 0 - | 35 43 | 337 320 | 55 820 | 9 240 | - 0 - | 402 380 |
| Erath | 13 360 | - 0 - | - 0 - | - 0 - | - 0 - | - 0 - | 13 360 |
| Falls | - 0 - | 2 07 | 20 620 | 3 260 | 540 | - 0 - | 24 420 |
| Fannin | - 0 - | 11 85 | 90 000 | 18 670 | 3 090 | - 0 - | 111 760 |
| Fayette | - 0 - | 33 04 | 244 460 | 52 050 | 8 620 | - 0 - | 305 130 |
| Fort Bend | - 0 - | 66 | 4 380 | 1 040 | 170 | - 0 - | 5 590 |
| Galveston | - 0 - | - 0 - | - 0 - | 35 410 | - 0 - | 270 | 35 680 |
| Grayson | - 0 - | 64 61 | 1 176 300 | 125 450 | 16 830 | 28 070 | 1 346 650 |
| Hamilton | 510 | - 0 - | - 0 - | - 0 - | - 0 - | - 0 - | 510 |
| Harris | - 0 - | 67 74 | 1 016 960 | 86 780 | 7 430 | 8 260 | 1 119 430 |
| Hays | - 0 - | 11 71 | 91 504 | 42 840 | 2 620 | - 0 - | 136 964 |
| Hill | - 0 - | 40 70 | 416 150 | 64 120 | 10 620 | - 0 - | 490 890 |
| Hunt | - 0 - | 31 46 | 415 760 | 49 730 | 8 230 | - 0 - | 473 720 |
| Johnson | - 0 - | 24 58 | 221 220 | 38 720 | 6 410 | - 0 - | 266 350 |

TABLE NO. 7
STATEMENT OF ASSESSMENTS AGAINST RAILROADS AND BRIDGES
AS SHOWN BY 1971 TAX ROLLS
(Continued)

TAXES

| | State | County | Special | District Schools | Total |
|-------------------------------------|-----------------|------------------|-----------------|---------------------|------------------|
| Louisiana & Arkansas Ry. | | | | | |
| Marion | \$ 664 96 | \$ 2 389 70 | \$ 1 111 28 | \$ - 0 - | \$ 4 165 94 |
| Morris | 515 10 | 1 529 22 | 482 91 | - 0 - | 2 527 23 |
| Titus | 147 08 | 436 62 | 172 36 | 223 20 | 979 26 |
| Wood | 238 82 | 597 04 | 223 89 | - 0 - | 1 059 75 |
| Total | 6 764 58 | 20 120 04 | 5 163 56 | 4 172 18 | 36 220 36 |
| Missouri-Kansas-Texas R. R. | | | | | |
| Austin | 1 057 54 | 2 643 84 | 1 487 20 | 804 40 | 5 992 98 |
| Bastrop | 2 246 05 | 5 615 12 | 1 403 78 | - 0 - | 9 264 95 |
| Bell | 1 343 46 | 3 358 64 | 671 78 | 232 80 | 5 606 68 |
| Bexar | 1 025 83 | 2 564 56 | 5 647 91 | 585 60 | 9 823 90 |
| Bosque | 1 70 | 4 24 | 60 | - 0 - | 6 54 |
| Caldwell | 592 71 | 1 481 76 | 208 64 | 103 11 | 2 386 22 |
| Callahan | 3 90 | 9 76 | 3 66 | - 0 - | 17 32 |
| Clay | 179 81 | 269 71 | 265 44 | - 0 - | 714 96 |
| Colorado | 148 13 | 324 03 | 138 87 | - 0 - | 611 03 |
| Collin | 31 33 | 93 01 | 34 27 | - 0 - | 158 61 |
| Collingsworth | 2 98 | 8 83 | 2 79 | - 0 - | 14 60 |
| Comal | 673 06 | 1 724 71 | 410 62 | - 0 - | 2 808 39 |
| Comanche | 2 02 | 5 04 | 1 89 | - 0 - | 8 95 |
| Cooke | 9 66 | 27 48 | 2 42 | - 0 - | 39 56 |
| Dallas | 3 222 85 | 10 017 28 | 5 395 98 | 2 697 99 | 21 334 10 |
| Denton | 665 60 | 1 976 00 | - 0 - | - 0 - | 2 641 60 |
| Eastland | 17 86 | 44 64 | - 0 - | - 0 - | 62 50 |
| Ellis | 1 287 62 | 3 219 04 | 1 857 53 | - 0 - | 6 364 19 |
| Erath | 4 35 | 10 88 | 4 08 | - 0 - | 19 31 |
| Falls | 78 14 | 231 99 | 73 26 | 618 66 | 1 002 05 |
| Fannin | 357 63 | 1 240 54 | - 0 - | - 0 - | 1 598 17 |
| Fayette | 976 42 | 2 135 91 | - 0 - | 915 39 | 4 027 72 |
| Fort Bend | 17 89 | 51 43 | 18 83 | 16 77 | 104 92 |
| Galveston | 114 17 | 328 25 | 108 66 | - 0 - | 551 08 |
| Grayson | 4 309 28 | 13 466 50 | - 0 - | 27 179 49 | 44 955 27 |
| Hamilton | 1 63 | 4 08 | - 0 - | - 0 - | 5 71 |
| Harris | 3 582 18 | 19 903 56 | - 0 - | - 0 - | 23 485 74 |
| Hays | 438 28 | 835 48 | 95 87 | - 0 - | 1 369 63 |
| Hill | 1 570 85 | 3 927 12 | 3 489 80 | - 0 - | 8 987 77 |
| Hunt | 1 515 90 | 4 500 34 | - 0 - | - 0 - | 6 016 24 |
| Johnson | 852 32 | 2 530 33 | 865 42 | - 0 - | 4 248 07 |

TABLE NO. 7
STATEMENT OF ASSESSMENTS AGAINST RAILROADS AND BRIDGES
AS SHOWN BY 1971 TAX ROLLS

| RAILROADS | Real Estate | Road Bed and Appurtenances | | Rolling Stock | Intangible Assets | Personal Property | Total Value |
|--|----------------|----------------------------|------------------|------------------|-------------------|-------------------|-------------------|
| | Value | No. of Miles | Value | Value | Value | Value | |
| Missouri-Kansas-Texas R. R. (Continued) | | | | | | | |
| McLennan | \$ - 0 - | 106 12 | \$ 629 480 | \$ 65 700 | \$ 10 880 | \$ 6 070 | \$ 712 130 |
| Montague | - 0 - | 18 98 | - 0 - | 29 900 | - 0 - | - 0 - | 29 900 |
| Rockwall | - 0 - | 15 70 | 95 390 | 22 510 | 3 750 | - 0 - | 121 650 |
| Shackelford | - 0 - | - 0 - | 920 | - 0 - | - 0 - | - 0 - | 920 |
| Tarrant | - 0 - | 13 35 | 162 760 | 81 180 | 3 480 | - 0 - | 247 420 |
| Travis | - 0 - | 20 11 | 159 480 | 76 580 | 5 250 | - 0 - | 241 310 |
| Waller | - 0 - | 12 36 | 84 870 | 19 470 | 3 220 | - 0 - | 107 560 |
| Wichita | 200 | 21 22 | 192 680 | 33 430 | 4 330 | - 0 - | 230 640 |
| Williamson | - 0 - | 53 44 | 371 350 | 117 250 | 13 940 | - 0 - | 502 540 |
| Wise | - 0 - | - 0 - | - 0 - | 60 170 | - 0 - | - 0 - | 60 170 |
| Wood | 210 | - 0 - | - 0 - | - 0 - | 3 900 | - 0 - | 4 110 |
| Total | 112 630 | 909 63 | 8 486 194 | 1 648 070 | 198 100 | 53 830 | 10 498 824 |
| Missouri Pacific R. R. Co. | | | | | | | |
| Anderson | 4 010 | 48 54 | 997 320 | 133 130 | 38 770 | - 0 - | 1 173 230 |
| Atascosa | 6 010 | 43 12 | 291 160 | 85 290 | 131 690 | - 0 - | 514 150 |
| Bexar | - 0 - | 59 48 | 585 260 | 121 040 | 54 560 | - 0 - | 760 860 |
| Brazoria | 6 170 | 91 13 | 647 720 | 158 450 | 83 950 | - 0 - | 896 290 |
| Brazos | - 0 - | 13 60 | 125 000 | 76 430 | 30 680 | - 0 - | 232 110 |
| Calhoun | - 0 - | 14 70 | 70 790 | 30 020 | 18 720 | - 0 - | 119 530 |
| Cameron | 19 020 | 64 43 | 1 219 350 | 131 120 | 75 740 | - 0 - | 1 445 230 |
| Cherokee | - 0 - | 28 81 | 305 350 | 58 750 | 23 070 | - 0 - | 387 170 |
| Comal | - 0 - | 24 89 | 193 460 | 50 650 | 19 880 | - 0 - | 263 990 |
| Dimmit | 690 | 33 98 | 163 190 | 69 150 | 27 130 | 21 000 | 281 160 |
| Ellis | 5 830 | - 0 - | - 0 - | - 0 - | 22 570 | - 0 - | 28 400 |
| Falls | 340 | 26 12 | 248 140 | 53 150 | 26 130 | - 0 - | 327 760 |
| Fort Bend | 8 440 | 27 54 | 97 510 | 56 040 | 23 010 | 160 | 185 160 |
| Freestone | - 0 - | 2 67 | 17 420 | 5 430 | 2 130 | - 0 - | 24 980 |
| Frio | - 0 - | 34 54 | 252 250 | 70 300 | 27 600 | - 0 - | 350 150 |
| Galveston | 110 | 72 | 15 880 | 57 810 | 580 | - 0 - | 74 380 |
| Gregg | - 0 - | 13 86 | 127 300 | 28 250 | 11 100 | - 0 - | 166 650 |
| Grimes | - 0 - | 21 63 | 181 680 | 46 520 | 19 970 | - 0 - | 248 170 |
| Hardin | - 0 - | 16 55 | 219 180 | 36 730 | 14 420 | - 0 - | 270 330 |
| Harris | - 0 - | 195 52 | 1 989 310 | 317 050 | 89 340 | 59 090 | 2 454 790 |
| Hays | - 0 - | 24 64 | 243 520 | 50 140 | 19 680 | - 0 - | 313 340 |
| Hidalgo | - 0 - | 73 30 | 835 670 | 164 000 | 93 750 | - 0 - | 1 093 420 |
| Hill | - 0 - | 28 70 | 1 730 | 58 400 | 17 480 | - 0 - | 77 610 |
| Houston | - 0 - | 36 31 | 255 900 | 73 900 | 29 000 | - 0 - | 358 800 |

TABLE NO. 7
STATEMENT OF ASSESSMENTS AGAINST RAILROADS AND BRIDGES
AS SHOWN BY 1971 TAX ROLLS
(Continued)

TAXES

| | State | County | Special | District Schools | Total |
|--|------------------|-------------------|------------------|---------------------|-------------------|
| Missouri-Kansas-Texas R. R. (Continued) | | | | | |
| McLennan | \$ 2 278 82 | \$ 5 697 04 | \$ 2 136 39 | \$ 2 160 87 | \$ 12 273 12 |
| Montague | 95 68 | 284 05 | - 0 - | - 0 - | 379 73 |
| Rockwall | 389 92 | 973 04 | - 0 - | - 0 - | 1 362 96 |
| Shackelford | 2 94 | 8 74 | - 0 - | - 0 - | 11 68 |
| Tarrant | 791 75 | 2 177 29 | 2 297 06 | 1 257 88 | 6 523 98 |
| Travis | 772 19 | 2 292 45 | 434 36 | - 0 - | 3 499 00 |
| Waller | 344 19 | 860 48 | 697 06 | - 0 - | 1 901 73 |
| Wichita | 738 05 | 2 421 72 | - 0 - | - 0 - | 3 159 77 |
| Williamson | 1 608 13 | 4 522 86 | 1 877 65 | 1 175 70 | 9 184 34 |
| Wise | 192 54 | 481 36 | 180 51 | - 0 - | 854 41 |
| Wood | 13 15 | 32 88 | 12 33 | - 0 - | 58 36 |
| Total | 33 558 51 | 102 306 01 | 29 824 66 | 37 748 66 | 203 437 84 |
| Missouri Pacific R. R. Co. | | | | | |
| Anderson | 3 754 34 | 12 436 24 | 3 519 69 | 1 412 08 | 21 122 35 |
| Atascosa | 1 645 28 | 4 884 40 | 1 143 78 | 1 542 44 | 9 215 90 |
| Bexar | 2 434 75 | 6 086 88 | 11 927 49 | 383 03 | 20 832 15 |
| Brazoria | 2 868 13 | 9 411 05 | 10 155 07 | - 0 - | 22 434 25 |
| Brazos | 742 76 | 2 437 16 | 580 28 | - 0 - | 3 760 20 |
| Calhoun | 382 50 | 956 24 | 303 44 | - 0 - | 1 642 18 |
| Cameron | 4 624 73 | 15 897 53 | 2 974 36 | 1 123 88 | 24 620 50 |
| Cherokee | 1 238 94 | 3 678 13 | 1 161 51 | 337 95 | 6 416 53 |
| Comal | 844 77 | 2 164 72 | 504 30 | - 0 - | 3 513 79 |
| Dimmit | 899 72 | 2 249 28 | - 0 - | 3 511 60 | 6 660 60 |
| Ellis | 90 88 | 227 20 | 85 20 | - 0 - | 403 28 |
| Falls | 1 048 83 | 3 113 72 | 983 28 | - 0 - | 5 145 83 |
| Fort Bend | 592 51 | 1 703 47 | 466 86 | 555 48 | 3 318 32 |
| Freestone | 79 94 | 199 84 | - 0 - | - 0 - | 279 78 |
| Frio | 1 120 48 | 3 326 43 | 1 384 18 | - 0 - | 5 831 09 |
| Galveston | 238 02 | 684 30 | 382 05 | - 0 - | 1 304 37 |
| Gregg | 533 28 | 1 314 80 | 415 20 | - 0 - | 2 263 28 |
| Grimes | 794 14 | 2 978 04 | - 0 - | 1 94 | 3 774 12 |
| Hardin | 865 06 | 3 243 96 | - 0 - | - 0 - | 4 109 02 |
| Harris | 7 855 33 | 42 174 67 | - 0 - | 404 40 | 50 434 40 |
| Hays | 1 002 69 | 1 911 37 | 219 34 | 2 548 40 | 5 681 80 |
| Hidalgo | 3 498 94 | 15 307 88 | 4 854 61 | - 0 - | 23 661 43 |
| Hill | 248 35 | 620 88 | 241 77 | - 0 - | 1 111 00 |
| Houston | 1 148 16 | 2 870 40 | 742 11 | - 0 - | 4 700 67 |

TABLE NO. 7
STATEMENT OF ASSESSMENTS AGAINST RAILROADS AND BRIDGES
AS SHOWN BY 1971 TAX ROLLS

| RAILROADS | Real Estate | Road Bed and Appurtenances | Rolling Stock | Intangible Assets | Personal Property | Total Value | |
|---|----------------|----------------------------|-------------------|-------------------|-------------------|----------------|-------------------|
| | Value | No. of Miles Value | Value | Value | Value | Value | |
| Missouri Pacific R. R. Co. (Continued) | | | | | | | |
| Jackson | \$ 10 | 24 79 | \$ 197 710 | \$ 50 450 | \$ 19 790 | \$ 267 960 | |
| Jefferson | - 0 - | 21 82 | 137 920 | 24 560 | 9 770 | 172 250 | |
| Johnson | 5 760 | - 0 - | - 0 - | 50 020 | 11 530 | 67 310 | |
| Kenedy | - 0 - | 46 47 | 172 400 | 94 570 | 37 110 | 304 080 | |
| Kleberg | - 0 - | 21 28 | 164 600 | 43 300 | 17 000 | 224 900 | |
| La Salle | 2 080 | 55 47 | 452 160 | 112 860 | 44 300 | 611 400 | |
| Leon | - 0 - | 55 04 | 431 960 | 91 660 | 35 970 | 559 590 | |
| Liberty | - 0 - | 28 34 | 274 210 | 57 670 | 22 630 | 354 510 | |
| Live Oak | - 0 - | 46 72 | 255 260 | 95 080 | 37 780 | 388 120 | |
| Matagorda | - 0 - | 36 86 | 304 300 | 75 010 | 29 430 | 408 740 | |
| McLennan | 25 690 | 61 16 | 124 390 | 104 030 | 29 810 | 283 920 | |
| McMullen | 740 | - 0 - | - 0 - | - 0 - | - 0 - | 740 | |
| Medina | - 0 - | 13 74 | 89 350 | 27 960 | 10 980 | 128 290 | |
| Milam | - 0 - | 37 05 | 419 750 | 75 400 | 29 600 | 524 750 | |
| Montgomery | - 0 - | 40 00 | 282 070 | 81 400 | 31 960 | 395 430 | |
| Nueces | - 0 - | 38 25 | 514 200 | 77 840 | 30 550 | 622 590 | |
| Orange | 18 720 | 14 62 | 44 380 | 26 600 | 13 720 | 103 420 | |
| Refugio | - 0 - | 36 90 | 226 080 | 75 090 | 29 470 | 330 640 | |
| Robertson | - 0 - | 34 26 | 529 040 | 138 050 | 54 170 | 721 260 | |
| Rusk | - 0 - | 24 28 | 114 890 | 49 410 | 19 390 | 183 690 | |
| San Patricio | 540 | 50 25 | 401 890 | 101 750 | 39 930 | 544 110 | |
| Smith | - 0 - | 46 16 | 263 960 | 93 930 | 41 990 | 399 880 | |
| Starr | - 0 - | 16 54 | 96 450 | 33 660 | 13 210 | 143 320 | |
| Tarrant | - 0 - | 77 83 | 11 670 | 24 160 | 27 160 | 11 840 | |
| Travis | - 0 - | 28 76 | 267 220 | 54 940 | 21 560 | 343 720 | |
| Trinity | - 0 - | 15 86 | 126 750 | 32 280 | 12 660 | 171 690 | |
| Uvalde | - 0 - | 15 79 | 56 373 | 32 130 | 22 350 | 110 853 | |
| Victoria | - 0 - | 42 26 | 393 310 | 86 000 | 36 050 | 970 | |
| Walker | - 0 - | 38 29 | 320 040 | 68 000 | 26 690 | 414 730 | |
| Waller | - 0 - | 1 78 | 11 760 | 3 620 | 1 410 | 16 790 | |
| Webb | - 0 - | 27 95 | 619 930 | 77 230 | 30 310 | 727 470 | |
| Willacy | - 0 - | 31 27 | 160 250 | 63 630 | 24 970 | 248 850 | |
| Williamson | - 0 - | 33 14 | 298 770 | 66 440 | 27 850 | 393 060 | |
| Wood | 890 | - 0 - | - 0 - | - 0 - | - 0 - | 890 | |
| Zavala | - 0 - | 36 35 | 223 070 | 73 970 | 30 260 | 11 230 | |
| Total | 105 050 | 2 034 06 | 17 070 203 | 4 094 450 | 1 772 310 | 104 290 | 23 146 303 |

TABLE NO. 7
STATEMENT OF ASSESSMENTS AGAINST RAILROADS AND BRIDGES
AS SHOWN BY 1971 TAX ROLLS
(Continued)

TAXES

| | State | County | Special | District Schools | Total |
|--|-----------|-------------|-------------|---------------------|-------------|
| Missouri Pacific R. R. Co. (Continued) | | | | | |
| Jackson | \$ 857 47 | \$ 3 215 52 | \$ 1 539 82 | \$ - 0 - | \$ 5 612 81 |
| Jefferson | 551 19 | 1 963 64 | 1 254 50 | - 0 - | 3 769 33 |
| Johnson | 215 39 | 639 45 | 203 66 | 126 49 | 1 184 99 |
| Kenedy | 973 06 | 2 432 64 | - 0 - | 1 465 40 | 4 871 10 |
| Kleberg | 719 68 | 1 686 75 | - 0 - | - 0 - | 2 406 43 |
| La Salle | 1 956 48 | 8 437 32 | - 0 - | 1 404 60 | 11 798 40 |
| Leon | 1 790 68 | 4 473 52 | 760 28 | - 0 - | 7 024 48 |
| Liberty | 1 134 43 | 4 254 12 | 1 160 29 | - 0 - | 6 548 84 |
| Live Oak | 1 241 98 | 3 687 14 | 1 164 36 | - 0 - | 6 093 48 |
| Matagorda | 1 307 96 | 4 128 29 | 3 617 97 | - 0 - | 9 054 22 |
| McLennan | 908 56 | 2 271 36 | 851 76 | 510 27 | 4 541 95 |
| McMullen | 2 37 | 9 25 | - 0 - | 11 10 | 22 72 |
| Medina | 410 53 | 1 026 32 | 503 65 | - 0 - | 1 940 50 |
| Milam | 1 679 20 | 4 985 13 | 68 97 | - 0 - | 6 733 30 |
| Montgomery | 1 265 38 | 3 440 24 | 1 240 11 | 582 48 | 6 528 21 |
| Nueces | 1 992 29 | 6 058 03 | 4 487 42 | 1 280 96 | 13 818 70 |
| Orange | 330 94 | 1 231 22 | 543 73 | - 0 - | 2 105 89 |
| Refugio | 1 058 05 | 2 975 76 | 539 75 | 3 000 70 | 7 574 26 |
| Robertson | 2 308 03 | 5 770 08 | 3 245 67 | 6 248 44 | 17 572 22 |
| Rusk | 587 80 | 1 598 10 | 551 07 | 287 22 | 3 024 19 |
| San Patricio | 1 741 16 | 4 352 88 | 1 679 86 | - 0 - | 7 773 90 |
| Smith | 1 279 62 | 3 518 94 | 1 199 64 | - 0 - | 5 998 20 |
| Starr | 458 62 | 1 361 54 | 429 96 | - 0 - | 2 250 12 |
| Tarrant | 239 46 | 658 50 | 485 74 | 148 76 | 1 532 46 |
| Travis | 1 099 90 | 3 265 34 | 618 70 | - 0 - | 4 983 94 |
| Trinity | 549 41 | 1 716 90 | - 0 - | - 0 - | 2 266 31 |
| Uvalde | 354 73 | 886 82 | 122 12 | 112 75 | 1 476 42 |
| Victoria | 1 652 26 | 4 595 34 | 3 606 93 | 1 808 68 | 11 663 21 |
| Walker | 1 327 14 | 3 939 95 | 440 08 | - 0 - | 5 707 17 |
| Waller | 53 73 | 134 32 | 73 88 | - 0 - | 261 93 |
| Webb | 2 327 90 | 8 365 91 | - 0 - | 2 182 41 | 12 876 22 |
| Willacy | 796 32 | 1 990 80 | 2 162 60 | - 0 - | 4 949 72 |
| Williamson | 1 257 79 | 3 537 54 | 1 601 80 | - 0 - | 6 397 13 |
| Wood | 2 85 | 7 12 | 2 67 | - 0 - | 12 64 |
| Zavala | 1 083 29 | 3 723 83 | - 0 - | 468 60 | 5 275 72 |
| Total | 74 068 18 | 246 218 20 | 76 201 51 | 31 460 06 | 427 947 95 |

TABLE NO. 7
STATEMENT OF ASSESSMENTS AGAINST RAILROADS AND BRIDGES
AS SHOWN BY 1971 TAX ROLLS

| RAILROADS | Real Estate | Road Bed and Appurtenances | | Rolling Stock | Intangible Assets | Personal Property | Total Value |
|---|-------------|----------------------------|-----------|---------------|-------------------|-------------------|-------------|
| | Value | No. of Miles | Value | Value | Value | Value | |
| Moscow, Camden & San Augustine R. R. Co. | | | | | | | |
| Polk | \$ - 0 - | 6 69 | \$ 22 700 | \$ - 0 - | \$ - 0 - | \$ - 0 - | \$ 22 700 |
| Total | - 0 - | 6 69 | 22 700 | - 0 - | - 0 - | - 0 - | 22 700 |
| National Railways of Mexico | | | | | | | |
| Webb | 120 870 | - 0 - | - 0 - | - 0 - | - 0 - | 35 940 | 156 810 |
| Total | 120 870 | - 0 - | - 0 - | - 0 - | - 0 - | 35 940 | 156 810 |
| Pecos Valley Southern Ry. | | | | | | | |
| Reeves | 10 220 | 39 91 | 27 170 | - 0 - | 17 000 | 17 280 | 71 670 |
| Total | 10 220 | 39 91 | 27 170 | - 0 - | 17 000 | 17 280 | 71 670 |
| Point Comfort & Northern | | | | | | | |
| Calhoun | - 0 - | 3 28 | 16 970 | 9 320 | 37 390 | - 0 - | 63 680 |
| Jackson | - 0 - | 9 41 | 51 360 | 26 730 | 106 930 | - 0 - | 185 020 |
| Total | - 0 - | 12 69 | 68 330 | 36 050 | 144 320 | - 0 - | 248 700 |
| Quanah, Acme & Pacific Ry. | | | | | | | |
| Cottle | - 0 - | 40 16 | 217 590 | - 0 - | 84 690 | - 0 - | 302 280 |
| Floyd | - 0 - | 17 76 | 135 000 | - 0 - | 37 850 | 180 | 173 030 |
| Hardeman | - 0 - | 17 36 | 122 940 | 900 | 36 900 | - 0 - | 160 740 |
| Motley | 2 825 | 36 32 | 195 000 | - 0 - | 77 110 | - 0 - | 274 935 |
| Total | 2 825 | 111 60 | 670 530 | 900 | 236 550 | 180 | 910 985 |
| Rio Grade, El Paso & Santa Fe | | | | | | | |
| El Paso | - 0 - | 19 56 | 506 240 | 59 550 | 21 520 | 10 500 | 597 810 |
| Total | - 0 - | 19 56 | 506 240 | 59 550 | 21 520 | 10 500 | 597 810 |
| Rockdale, Sandow & Southern | | | | | | | |
| Milam | - 0 - | 5 87 | 26 420 | 5 100 | 99 220 | - 0 - | 130 740 |
| Total | - 0 - | 5 87 | 26 420 | 5 100 | 99 220 | - 0 - | 130 740 |
| Roscoe, Snyder & Pacific | | | | | | | |
| Mitchell | - 0 - | 32 00 | 3 130 | 10 430 | 3 170 | - 0 - | 16 730 |
| Nolan | - 0 - | 9 05 | 30 000 | 185 460 | 55 920 | 61 710 | 333 090 |
| Scurry | - 0 - | 22 50 | 67 500 | 459 910 | 139 200 | - 0 - | 666 610 |
| Total | - 0 - | 63 55 | 100 630 | 655 800 | 198 290 | 61 710 | 1 016 430 |

TABLE NO. 7
STATEMENT OF ASSESSMENTS AGAINST RAILROADS AND BRIDGES
AS SHOWN BY 1971 TAX ROLLS
(Continued)

TAXES

| | State | County | Special | District Schools | Total |
|--|----------|-----------|----------|---------------------|-----------|
| Moscow, Camden & San Augustine R. R. Co. | | | | | |
| Polk | \$ 72 64 | \$ 215 65 | \$ - 0 - | \$ - 0 - | \$ 288 29 |
| Total | 72 64 | 215 65 | - 0 - | - 0 - | 288 29 |
| National Railways of Mexico | | | | | |
| Webb | 501 79 | 1 803 32 | 470 43 | - 0 - | 2 775 54 |
| Total | 501 79 | 1 803 32 | 470 43 | - 0 - | 2 775 54 |
| Pecos Valley Southern Ry. | | | | | |
| Reeves | 229 34 | 680 86 | - 0 - | - 0 - | 910 20 |
| Total | 229 34 | 680 86 | - 0 - | - 0 - | 910 20 |
| Point Comfort & Northern | | | | | |
| Calhoun | 203 78 | 509 44 | 72 17 | - 0 - | 785 39 |
| Jackson | 592 06 | 2 220 24 | 179 76 | - 0 - | 2 992 06 |
| Total | 795 84 | 2 729 68 | 251 93 | - 0 - | 3 777 45 |
| Quanah, Acme & Pacific Ry. | | | | | |
| Cottle | 967 30 | 4 020 32 | 906 84 | - 0 - | 5 894 46 |
| Floyd | 553 70 | 1 557 27 | 1 081 44 | 989 60 | 4 182 01 |
| Hardeman | 514 37 | 1 527 03 | 321 48 | - 0 - | 2 362 88 |
| Motley | 879 79 | 3 491 68 | 494 56 | 3 648 01 | 8 514 04 |
| Total | 2 915 16 | 10 596 30 | 2 804 32 | 4 637 61 | 20 953 39 |
| Rio Grande, El Paso & Santa Fe | | | | | |
| El Paso | 1 912 99 | 5 380 29 | 3 875 55 | - 0 - | 11 168 83 |
| Total | 1 912 99 | 5 380 29 | 3 875 55 | - 0 - | 11 168 83 |
| Rockdale, Sandow & Southern | | | | | |
| Milam | 418 36 | 1 242 03 | 3 74 | - 0 - | 1 664 13 |
| Total | 418 36 | 1 242 03 | 3 74 | - 0 - | 1 664 13 |
| Roscoe, Snyder & Pacific | | | | | |
| Mitchell | 53 54 | 158 95 | 50 19 | - 0 - | 262 68 |
| Nolan | 1 065 89 | 2 664 72 | 999 27 | - 0 - | 4 729 88 |
| Scurry | 2 133 15 | 5 666 19 | - 0 - | 297 00 | 8 096 34 |
| Total | 3 252 58 | 8 489 86 | 1 049 46 | 297 00 | 13 088 90 |

TABLE NO. 7
STATEMENT OF ASSESSMENTS AGAINST RAILROADS AND BRIDGES
AS SHOWN BY 1971 TAX ROLLS

| RAILROADS | Real Estate | Road Bed and Appurtenances | | Rolling Stock | Intangible Assets | Personal Property | Total Value |
|-------------------------------------|-------------|----------------------------|------------|---------------|-------------------|-------------------|-------------|
| | Value | No. of Miles | Value | Value | Value | Value | |
| Sabine River, Northern R. R. | | | | | | | |
| Jasper | \$ 2 400 | 12 88 | \$ 106 430 | \$ 6 095 | \$ 25 970 | \$ - 0 - | \$ 140 895 |
| Newton | - 0 - | 4 25 | 3 380 | 200 | 2 000 | - 0 - | 5 580 |
| Orange | - 0 - | 16 11 | 116 470 | 9 747 | 37 960 | - 0 - | 164 177 |
| Total | 2 400 | 33 24 | 226 280 | 16 042 | 65 930 | - 0 - | 310 652 |
| Southern Pacific Co. | | | | | | | |
| Anderson | - 0 - | 10 20 | 50 000 | 37 670 | 7 030 | - 0 - | 94 700 |
| Angelina | 1 750 | 50 57 | 446 890 | 186 280 | 82 320 | 500 | 717 740 |
| Aransas | - 0 - | - 0 - | - 0 - | - 0 - | 6 770 | - 0 - | 6 770 |
| Austin | - 0 - | 8 70 | 57 250 | 32 120 | 12 740 | - 0 - | 102 110 |
| Bastrop | - 0 - | 27 17 | 177 840 | 99 800 | 39 790 | 750 | 318 180 |
| Bee | - 0 - | 62 28 | 567 840 | 229 000 | 116 400 | - 0 - | 913 240 |
| Bexar | - 0 - | 85 41 | 1 018 050 | 313 970 | 251 180 | - 0 - | 1 583 200 |
| Brazoria | 1 510 | - 0 - | - 0 - | - 0 - | - 0 - | - 0 - | 1 510 |
| Brazos | - 0 - | 38 72 | 353 320 | 139 390 | 132 980 | 3 000 | 628 690 |
| Brewster | - 0 - | 78 62 | 886 610 | 291 320 | 370 690 | - 0 - | 1 548 620 |
| Brooks | - 0 - | 33 18 | 196 090 | 122 040 | 48 560 | - 0 - | 366 690 |
| Burleson | - 0 - | 22 21 | 96 100 | 80 020 | 111 420 | 50 | 287 590 |
| Burnet | 5 820 | 39 54 | 150 640 | 141 520 | 35 670 | 300 | 333 950 |
| Caldwell | - 0 - | 10 31 | 122 970 | 38 070 | 51 320 | 500 | 212 860 |
| Calhoun | - 0 - | 9 96 | 130 640 | 36 780 | 6 870 | - 0 - | 174 290 |
| Cameron | - 0 - | 42 70 | 562 280 | 157 680 | 62 690 | 7 800 | 790 450 |
| Chambers | - 0 - | 3 78 | 37 290 | 13 960 | 2 590 | - 0 - | 53 840 |
| Cherokee | 30 | 32 96 | 280 730 | 120 200 | 22 710 | 1 850 | 425 520 |
| Colin | - 0 - | 31 28 | 298 295 | 113 020 | 45 790 | 300 | 457 405 |
| Colorado | 1 780 | 57 46 | 600 930 | 211 200 | 220 570 | 14 000 | 1 048 480 |
| Culberson | - 0 - | 18 86 | 217 230 | 69 650 | 94 720 | 540 | 382 140 |
| Dallas | 233 810 | 52 88 | 543 360 | 226 580 | 101 510 | 10 000 | 1 115 260 |
| Delta | - 0 - | 25 53 | 89 420 | 80 840 | 15 090 | - 0 - | 185 350 |
| DeWitt | 8 370 | 58 85 | 356 230 | 216 340 | 31 930 | - 0 - | 612 870 |
| Ellis | 2 090 | 53 75 | 207 570 | 194 500 | 138 990 | 12 000 | 555 150 |
| El Paso | - 0 - | 62 14 | 2 308 150 | 228 490 | 286 060 | 65 370 | 2 888 070 |
| Falls | 16 840 | 10 57 | 86 780 | 39 040 | 36 510 | - 0 - | 179 170 |
| Fayette | 30 | 60 00 | 506 910 | 220 590 | 247 070 | 1 000 | 975 600 |
| Fort Bend | 166 990 | 85 05 | 544 380 | 309 100 | 232 670 | 1 450 | 1 254 590 |
| Freestone | - 0 - | 4 33 | 36 500 | 15 980 | 21 540 | - 0 - | 74 020 |
| Galveston | - 0 - | 24 59 | 552 710 | 91 620 | 58 640 | 11 500 | 714 470 |
| Goliad | - 0 - | 30 30 | 230 640 | 111 570 | 61 570 | - 0 - | 403 780 |

TABLE NO. 7
STATEMENT OF ASSESSMENTS AGAINST RAILROADS AND BRIDGES
AS SHOWN BY 1971 TAX ROLLS
(Continued)

TAXES

| | State | County | Special | District Schools | Total |
|-------------------------------------|-----------|-------------|-----------|---------------------|-------------|
| Sabine River, Northern R. R. | | | | | |
| Jasper | \$ 450 86 | \$ 1 127 16 | \$ 422 69 | \$ - 0 - | \$ 2 000 71 |
| Newton | 17 86 | 55 80 | 42 09 | - 0 - | 115 75 |
| Orange | 525 36 | 1 986 55 | 1 099 99 | - 0 - | 3 611 90 |
| Total | 994 08 | 3 169 51 | 1 564 77 | - 0 - | 5 728 36 |
| Southern Pacific Co. | | | | | |
| Anderson | 303 04 | 1 003 82 | 427 61 | 237 45 | 1 971 92 |
| Angelina | 2 296 77 | 7 177 40 | 2 425 36 | - 0 - | 11 899 53 |
| Aransas | 21 66 | 47 39 | 20 31 | - 0 - | 89 36 |
| Austin | 326 75 | 816 88 | 459 50 | - 0 - | 1 603 13 |
| Bastrop | 1 018 17 | 2 545 44 | 636 36 | - 0 - | 4 199 97 |
| Bee | 2 922 37 | 8 675 79 | 1 369 87 | 6 470 43 | 19 438 46 |
| Bexar | 5 066 24 | 12 665 60 | 11 632 58 | 1 373 33 | 30 737 75 |
| Brazoria | 4 83 | 15 86 | 6 80 | - 0 - | 27 49 |
| Brazos | 2 011 81 | 6 601 25 | 1 571 73 | - 0 - | 10 184 79 |
| Brewster | 4 955 58 | 12 388 96 | - 0 - | - 0 - | 17 344 54 |
| Brooks | 1 173 41 | 3 483 56 | 880 06 | - 0 - | 5 537 03 |
| Burleson | 920 28 | 3 307 29 | 862 77 | 974 25 | 6 064 59 |
| Burnet | 1 068 63 | 3 172 53 | 1 053 11 | - 0 - | 5 294 27 |
| Caldwell | 679 54 | 1 698 88 | 184 46 | 1 061 49 | 3 624 37 |
| Calhoun | 557 73 | 1 394 32 | 838 38 | - 0 - | 2 790 43 |
| Cameron | 2 529 44 | 8 694 95 | 1 524 15 | 1 676 45 | 14 424 99 |
| Chambers | 172 29 | 747 59 | - 0 - | - 0 - | 919 88 |
| Cherokee | 1 361 66 | 4 042 45 | 1 276 56 | - 0 - | 6 680 67 |
| Colin | 1 463 70 | 4 345 35 | 1 600 92 | 72 86 | 7 482 83 |
| Colorado | 3 355 14 | 7 339 36 | 3 145 44 | - 0 - | 13 839 94 |
| Culberson | 1 222 84 | 3 630 34 | 1 146 42 | - 0 - | 5 999 60 |
| Dallas | 3 568 83 | 10 987 90 | 4 723 02 | 2 361 51 | 21 641 26 |
| Delta | 593 12 | 1 760 83 | 556 05 | - 0 - | 2 910 00 |
| DeWitt | 1 961 18 | 5 822 27 | 3 136 19 | 1 838 20 | 12 757 84 |
| Ellis | 1 776 50 | 4 441 20 | 2 919 49 | - 0 - | 9 137 19 |
| El Paso | 9 241 82 | 25 992 63 | 17 801 40 | 23 864 68 | 76 900 53 |
| Falls | 573 34 | 1 702 12 | 537 51 | - 0 - | 2 812 97 |
| Fayette | 3 121 92 | 6 829 20 | - 0 - | 2 926 80 | 12 877 92 |
| Fort Bend | 4 014 69 | 11 542 23 | 3 310 60 | 3 763 77 | 22 631 29 |
| Freestone | 236 86 | 592 16 | 54 75 | - 0 - | 883 77 |
| Galveston | 2 286 31 | 6 573 12 | 2 146 42 | 1 181 69 | 12 187 54 |
| Goliad | 1 292 09 | 3 835 92 | 46 13 | 5 045 25 | 10 219 39 |

TABLE NO. 7
STATEMENT OF ASSESSMENTS AGAINST RAILROADS AND BRIDGES
AS SHOWN BY 1971 TAX ROLLS

| RAILROADS | Real Estate | Road Bed and Appurtenances | | Rolling Stock | Intangible Assets | Personal Property | Total Value |
|----------------------------------|-------------|----------------------------|------------|---------------|-------------------|-------------------|-------------|
| | Value | No. of Miles | Value | Value | Value | Value | |
| Southern Pacific Co. (Continued) | | | | | | | |
| Gonzales | \$ - 0 - | 55 68 | \$ 320 020 | \$ 204 630 | \$ 130 000 | \$ - 0 - | \$ 654 650 |
| Grayson | - 0 - | 26 79 | 234 950 | 99 120 | 39 290 | 2 920 | 376 280 |
| Grimes | 1 200 | 13 67 | 131 100 | 50 490 | 45 090 | 100 | 227 980 |
| Guadalupe | - 0 - | 36 06 | 417 130 | 134 660 | 174 410 | 1 000 | 727 200 |
| Hardin | - 0 - | 26 44 | 243 830 | 97 640 | 18 210 | - 0 - | 359 680 |
| Harris | - 0 - | 451 12 | 7 143 480 | 685 420 | 544 960 | 942 470 | 9 316 330 |
| Henderson | - 0 - | 38 47 | 186 940 | 141 670 | 26 500 | - 0 - | 355 110 |
| Hidalgo | - 0 - | 62 06 | 633 980 | 228 190 | 91 700 | - 0 - | 953 870 |
| Hudspeth | - 0 - | 77 96 | 574 330 | 283 990 | 364 850 | 2 820 | 1 225 990 |
| Hunt | 6 070 | 2 04 | 12 420 | 7 530 | 1 400 | - 0 - | 27 420 |
| Jackson | - 0 - | 22 96 | 172 500 | 84 790 | 46 520 | 400 | 304 210 |
| Jasper | - 0 - | 1 34 | 5 210 | 4 930 | 100 | - 0 - | 10 240 |
| Jefferson | 30 540 | 46 22 | 648 440 | 154 020 | 111 050 | 23 900 | 967 950 |
| Jeff Davis | - 0 - | 25 38 | 274 465 | 95 310 | 125 020 | - 0 - | 494 795 |
| Jim Wells | - 0 - | 58 18 | 403 890 | 210 890 | 80 840 | 1 260 | 696 880 |
| Karnes | 4 210 | 30 52 | 275 000 | 112 220 | 55 610 | - 0 - | 447 040 |
| Kaufman | - 0 - | 55 50 | 248 430 | 135 220 | 25 390 | 800 | 409 840 |
| Kendall | - 0 - | 26 03 | 49 310 | 96 130 | 17 930 | - 0 - | 163 370 |
| Kerr | - 0 - | 18 15 | 38 380 | 67 030 | 12 500 | - 0 - | 117 910 |
| Kinney | 50 | 50 52 | 546 650 | 186 070 | 220 240 | 1 600 | 954 610 |
| Lamar | 5 590 | 13 28 | 99 520 | 49 040 | 9 140 | - 0 - | 163 290 |
| Lampasas | 4 000 | - 0 - | - 0 - | - 0 - | - 0 - | - 0 - | 4 000 |
| Lavaca | 9 110 | 24 99 | 154 940 | 92 290 | 17 200 | - 0 - | 273 540 |
| Lee | 4 518 | 44 59 | 298 180 | 164 170 | 153 280 | 2 600 | 622 748 |
| Liberty | - 0 - | 56 76 | 693 850 | 208 620 | 203 610 | 200 | 1 106 280 |
| Limestone | 1 970 | 34 98 | 433 420 | 128 690 | 178 310 | 1 250 | 743 640 |
| Llano | - 0 - | 20 45 | 79 825 | 75 530 | 14 080 | - 0 - | 169 435 |
| Madison | 210 | - 0 - | - 0 - | - 0 - | - 0 - | - 0 - | 210 |
| Matagorda | - 0 - | 51 96 | 248 370 | 191 400 | 35 800 | - 0 - | 475 570 |
| Maverick | 25 400 | 28 97 | 385 510 | 106 490 | 19 960 | 100 | 537 460 |
| Medina | - 0 - | 42 65 | 405 710 | 157 010 | 202 770 | 3 700 | 769 190 |
| Milam | 1 000 | 12 15 | 24 040 | 44 860 | 8 360 | - 0 - | 78 260 |
| Montgomery | - 0 - | 16 94 | 117 720 | 62 560 | 45 200 | - 0 - | 225 480 |
| McLennan | 70 160 | - 0 - | - 0 - | - 0 - | - 0 - | - 0 - | 70 160 |
| Nacogdoches | 1 290 | 60 60 | 524 200 | 213 930 | 108 640 | 1 000 | 849 060 |
| Navarro | 7 450 | 32 04 | 432 380 | 117 820 | 160 330 | 100 | 718 080 |
| Nueces | - 0 - | 8 91 | 17 480 | 32 900 | - 0 - | - 0 - | 50 380 |
| Orange | 98 950 | 26 62 | 289 680 | 101 790 | 133 260 | 360 | 624 040 |

TABLE NO. 7
STATEMENT OF ASSESSMENTS AGAINST RAILROADS AND BRIDGES
AS SHOWN BY 1971 TAX ROLLS
(Continued)

TAXES

| | State | County | Special | District Schools | Total |
|----------------------------------|-------------|-------------|----------|---------------------|--------------|
| Southern Pacific Co. (Continued) | | | | | |
| Gonzales | \$ 2 094 88 | \$ 6 219 18 | \$ 96 00 | \$ 5 176 32 | \$ 13 586 38 |
| Grayson | 1 204 10 | 3 762 80 | - 0 - | 713 61 | 5 680 51 |
| Grimes | 729 54 | 2 735 76 | - 0 - | 5 16 | 3 470 46 |
| Guadalupe | 2 343 10 | 5 857 76 | 2 580 67 | - 0 - | 10 781 53 |
| Hardin | 1 150 97 | 4 316 16 | - 0 - | - 0 - | 5 467 13 |
| Harris | 29 812 26 | 162 357 48 | - 0 - | 799 56 | 192 969 30 |
| Henderson | 1 136 35 | 3 373 55 | 1 345 74 | 1 130 99 | 6 986 63 |
| Hidalgo | 3 052 38 | 13 354 18 | 1 849 88 | - 0 - | 18 256 44 |
| Hudspeth | 3 923 17 | 11 646 91 | - 0 - | 949 08 | 16 519 16 |
| Hunt | 87 74 | 260 49 | - 0 - | 10 25 | 358 58 |
| Jackson | 973 47 | 3 650 52 | 1 367 06 | - 0 - | 5 991 05 |
| Jasper | 32 77 | 81 92 | 30 72 | 26 05 | 171 46 |
| Jefferson | 3 097 45 | 11 034 61 | 6 485 74 | 1 963 80 | 22 581 60 |
| Jeff Davis | 1 583 34 | 3 958 36 | - 0 - | - 0 - | 5 541 70 |
| Jim Wells | 2 230 02 | 7 665 68 | 2 090 64 | 348 32 | 12 334 66 |
| Karnes | 1 430 53 | 4 023 36 | 555 55 | 1 037 35 | 7 046 79 |
| Kaufman | 1 311 49 | 3 278 72 | 1 229 52 | - 0 - | 5 819 73 |
| Kendall | 522 78 | 1 306 96 | - 0 - | - 0 - | 1 829 74 |
| Kerr | 377 31 | 943 28 | 372 92 | - 0 - | 1 693 51 |
| Kinney | 3 054 75 | 11 932 63 | - 0 - | 9 595 25 | 24 582 63 |
| Lamar | 522 53 | 1 926 82 | - 0 - | 1 762 83 | 4 212 18 |
| Lampasas | 12 80 | 30 00 | 12 00 | - 0 - | 54 80 |
| Lavaca | 875 33 | 2 188 32 | 29 07 | 827 37 | 3 920 09 |
| Lee | 1 992 79 | 5 916 11 | 1 868 24 | - 0 - | 9 777 14 |
| Liberty | 3 540 10 | 13 275 36 | 2 062 25 | - 0 - | 18 877 71 |
| Limestone | 2 379 65 | 7 064 58 | 2 952 87 | - 0 - | 12 397 10 |
| Llano | 542 19 | 1 694 35 | 508 31 | - 0 - | 2 744 85 |
| Madison | 67 | 1 91 | - 0 - | - 0 - | 2 58 |
| Matagorda | 1 521 83 | 4 803 27 | 3 369 27 | - 0 - | 9 694 37 |
| Maverick | 1 719 87 | 4 290 88 | 1 397 43 | - 0 - | 7 408 18 |
| Medina | 2 461 40 | 6 153 52 | 2 586 13 | - 0 - | 11 201 05 |
| Milam | 250 43 | 743 47 | 7 12 | - 0 - | 1 001 02 |
| Montgomery | 721 53 | 1 961 67 | 676 44 | 356 84 | 3 716 48 |
| McLennan | 224 51 | 561 28 | 210 48 | 255 06 | 1 251 33 |
| Nacogdoches | 2 716 99 | 8 066 07 | 2 277 55 | - 0 - | 13 060 61 |
| Navarro | 2 297 86 | 5 744 64 | 1 220 73 | 5 221 77 | 14 485 00 |
| Nueces | 161 22 | 480 56 | 225 59 | - 0 - | 867 37 |
| Orange | 1 996 93 | 7 433 37 | 3 311 39 | - 0 - | 12 741 69 |

TABLE NO. 7
STATEMENT OF ASSESSMENTS AGAINST RAILROADS AND BRIDGES
AS SHOWN BY 1971 TAX ROLLS

| | Real Estate | Road Bed and Appurtenances | Rolling Stock | Intangible Assets | Personal Property | Total Value | |
|---|----------------|----------------------------|-------------------|-------------------|-------------------|------------------|-------------------|
| RAILROADS | Value | No. of Miles | Value | Value | Value | Value | |
| Southern Pacific Co. (Continued) | | | | | | | |
| Pecos | \$ - 0 - | 9 32 | \$ 47 230 | \$ 34 420 | \$ 46 380 | \$ - 0 - | \$ 128 030 |
| Polk | - 0 - | 41 89 | 403 640 | 154 200 | 112 670 | - 0 - | 670 510 |
| Presidio | - 0 - | 44 35 | 322 839 | 162 790 | 213 840 | - 0 - | 699 469 |
| Robertson | - 0 - | 50 76 | 532 730 | 186 960 | 228 980 | - 0 - | 948 670 |
| Rusk | - 0 - | 85 | 6 890 | 3 130 | 590 | - 0 - | 10 610 |
| San Jacinto | - 0 - | 13 46 | 121 480 | 49 700 | 35 920 | - 0 - | 207 100 |
| San Patricio | - 0 - | 48 96 | 449 120 | 168 600 | 68 520 | 130 | 686 370 |
| Shelby | - 0 - | 29 84 | 205 000 | 109 700 | 79 630 | - 0 - | 394 330 |
| Tarrant | - 0 - | 21 84 | 196 800 | 80 660 | 40 870 | 600 | 318 930 |
| Terrell | - 0 - | 59 51 | 460 630 | 218 770 | 279 820 | 2 650 | 961 870 |
| Travis | - 0 - | 38 61 | 368 340 | 142 080 | 44 720 | 1 000 | 556 140 |
| Tyler | - 0 - | 37 60 | 189 610 | 136 360 | 25 890 | - 0 - | 351 860 |
| Uvalde | - 0 - | 45 08 | 710 264 | 165 980 | 217 470 | 1 250 | 1 094 964 |
| Val Verde | - 0 - | 89 51 | 1 209 080 | 329 070 | 430 000 | 5 370 | 1 973 520 |
| Victoria | - 0 - | 60 55 | 609 420 | 222 610 | 63 540 | 4 740 | 900 310 |
| Waller | 1 640 | 19 32 | 132 870 | 71 350 | 73 080 | 300 | 279 240 |
| Washington | 750 | 21 74 | 108 750 | 80 210 | 32 560 | - 0 - | 222 270 |
| Wharton | - 0 - | 69 26 | 537 890 | 250 990 | 140 450 | 200 | 929 530 |
| Williamson | - 0 - | 28 86 | 181 820 | 106 080 | 19 880 | - 0 - | 307 780 |
| Wilson | 5 300 | 37 30 | 275 760 | 137 260 | 45 160 | - 0 - | 463 480 |
| Total | 718 428 | 3 501 43 | 35 549 088 | 11 806 310 | 8 575 910 | 1 133 730 | 57 783 466 |
| St. Louis, San Francisco & Texas Ry. Co. | | | | | | | |
| Collin | - 0 - | 19 55 | 114 563 | 34 830 | 37 880 | - 0 - | 187 273 |
| Dallas | 219 870 | 2 64 | 15 540 | 4 700 | 5 120 | 50 850 | 296 080 |
| Denton | - 0 - | 10 02 | 71 090 | 17 850 | 19 420 | - 0 - | 108 360 |
| Grayson | - 0 - | 26 75 | 326 880 | 47 660 | 51 700 | 3 000 | 429 240 |
| Hardeman | - 0 - | 7 90 | 56 070 | 14 080 | 15 310 | - 0 - | 85 460 |
| Lamar | - 0 - | 16 21 | 169 380 | 28 880 | 31 410 | - 0 - | 229 670 |
| Lubbock | - 0 - | - 0 - | - 0 - | - 0 - | - 0 - | 850 | 850 |
| Tarrant | 5 130 | 5 86 | 122 500 | 10 450 | 11 370 | 24 000 | 173 450 |
| Total | 225 000 | 88 93 | 876 023 | 158 450 | 172 210 | 78 700 | 1 510 383 |
| St. Louis, Southwestern Ry. | | | | | | | |
| Angelina | 500 | 16 88 | 107 500 | 65 830 | 32 920 | - 0 - | 206 750 |
| Bowie | 2 710 | 37 35 | 326 650 | 145 680 | 72 850 | 280 | 548 150 |
| Brazos | 3 000 | - 0 - | - 0 - | - 0 - | - 0 - | - 0 - | 3 000 |
| Camp | - 0 - | 12 08 | 120 800 | 47 110 | 23 580 | - 0 - | 191 470 |

TABLE NO. 7
STATEMENT OF ASSESSMENTS AGAINST RAILROADS AND BRIDGES
AS SHOWN BY 1971 TAX ROLLS
(Continued)

TAXES

| | State | County | Special | District Schools | Total |
|---|------------|-------------|------------|---------------------|--------------|
| Southern Pacific Co. (Continued) | | | | | |
| Pecos | \$ 409 70 | \$ 1 152 27 | \$ 454 94 | \$ - 0 - | \$ 2 016 91 |
| Polk | 2 145 63 | 6 369 86 | - 0 - | - 0 - | 8 515 49 |
| Presidio | 2 238 30 | 5 595 75 | - 0 - | - 0 - | 7 834 05 |
| Robertson | 3 035 74 | 7 589 36 | 4 269 02 | 1 520 00 | 16 414 12 |
| Rusk | 33 96 | 92 30 | 31 83 | 17 22 | 175 31 |
| San Jacinto | 662 72 | 1 967 45 | 621 30 | - 0 - | 3 251 47 |
| San Patricio | 2 196 39 | 5 490 90 | 2 443 46 | - 0 - | 10 130 81 |
| Shelby | 1 261 86 | 3 746 13 | 1 182 99 | - 0 - | 6 190 98 |
| Tarrant | 1 020 57 | 2 806 59 | 2 458 35 | 2 978 01 | 9 263 52 |
| Terrell | 3 077 98 | 9 137 77 | - 0 - | - 0 - | 12 215 75 |
| Travis | 1 779 65 | 5 283 33 | 1 001 05 | - 0 - | 8 064 03 |
| Tyler | 1 125 95 | 2 607 76 | 1 793 23 | - 0 - | 5 526 94 |
| Uvalde | 3 503 88 | 8 759 71 | 1 237 26 | 1 423 03 | 14 923 88 |
| Val Verde | 6 315 26 | 15 788 16 | 5 920 56 | 14 741 13 | 42 765 11 |
| Victoria | 2 880 99 | 8 012 76 | 5 654 99 | 3 083 74 | 19 632 48 |
| Waller | 893 57 | 2 233 92 | 1 228 65 | - 0 - | 4 356 14 |
| Washington | 711 26 | 2 000 43 | 666 81 | 438 00 | 3 816 50 |
| Wharton | 2 974 50 | 10 503 69 | 2 950 02 | 2 690 45 | 19 118 66 |
| Williamson | 984 90 | 2 770 02 | 993 09 | - 0 - | 4 748 01 |
| Wilson | 1 483 14 | 3 707 84 | 330 36 | 496 89 | 6 018 23 |
| Total | 184 921 52 | 613 587 14 | 140 251 17 | 110 416 34 | 1 049 176 17 |
| St. Louis, San Francisco & Texas Ry. Co. | | | | | |
| Collin | 599 27 | 1 779 09 | 655 46 | 853 05 | 3 886 87 |
| Dallas | 947 45 | 2 955 87 | 1 717 56 | 858 78 | 6 479 66 |
| Denton | 346 75 | 1 029 42 | - 0 - | - 0 - | 1 376 17 |
| Grayson | 1 373 57 | 4 292 40 | - 0 - | 989 64 | 6 655 61 |
| Hardeman | 273 47 | 811 87 | 170 92 | - 0 - | 1 256 26 |
| Lamar | 734 94 | 2 710 11 | 2 274 36 | - 0 - | 5 719 41 |
| Lubbock | 2 72 | 6 63 | 4 34 | - 0 - | 13 69 |
| Tarrant | 555 04 | 1 526 36 | 2 125 46 | 600 52 | 4 813 38 |
| Total | 4 833 21 | 15 111 75 | 6 948 10 | 3 307 99 | 30 201 05 |
| St. Louis, Southwestern Ry. | | | | | |
| Angelina | 661 60 | 2 067 50 | 475 20 | - 0 - | 3 204 30 |
| Bowie | 1 754 08 | 4 659 28 | 270 54 | 1 534 20 | 8 218 10 |
| Brazos | 9 60 | 31 50 | 7 50 | - 0 - | 48 60 |
| Camp | 612 70 | 1 818 96 | 1 033 94 | - 0 - | 3 465 60 |

TABLE NO. 7
STATEMENT OF ASSESSMENTS AGAINST RAILROADS AND BRIDGES
AS SHOWN BY 1971 TAX ROLLS

| RAILROADS | Real Estate | Road Bed and Appurtenances | | Rolling Stock | Intangible Assets | Personal Property | Total Value |
|--|----------------|----------------------------|------------------|------------------|-------------------|-------------------|------------------|
| | Value | No. of Miles | Value | Value | Value | Value | |
| St. Louis, Southwestern Ry. (Continued) | | | | | | | |
| Cass | \$ - 0 - | 3 80 | \$ 38 270 | \$ 14 820 | \$ 7 410 | \$ - 0 - | \$ 60 500 |
| Cherokee | 430 | 56 66 | 535 890 | 220 960 | 110 510 | - 0 - | 867 790 |
| Collin | - 0 - | 31 23 | 241 160 | 121 790 | 60 910 | - 0 - | 423 860 |
| Coryell | 1 000 | 22 02 | 128 820 | 85 870 | 42 950 | - 0 - | 258 640 |
| Dallas | 522 460 | 18 34 | 150 900 | 59 160 | 29 590 | 1 000 | 763 110 |
| Delta | - 0 - | 64 | 3 680 | 2 650 | 1 330 | - 0 - | 7 660 |
| Falls | 1 370 | - 0 - | - 0 - | - 0 - | - 0 - | - 0 - | 1 370 |
| Fannin | - 0 - | - 0 - | - 0 - | - 0 - | - 0 - | 140 | 140 |
| Franklin | - 0 - | 11 05 | 91 670 | 43 090 | 21 550 | - 0 - | 156 310 |
| Grayson | - 0 - | 3 43 | 17 820 | - 0 - | - 0 - | - 0 - | 17 820 |
| Grimes | 570 | - 0 - | - 0 - | - 0 - | - 0 - | - 0 - | 570 |
| Henderson | - 0 - | 42 18 | 428 730 | 164 500 | 82 270 | - 0 - | 675 500 |
| Hill | - 0 - | 14 52 | 109 550 | 56 620 | 28 320 | - 0 - | 194 490 |
| Hopkins | 4 370 | 33 33 | 264 570 | 130 020 | 65 020 | - 0 - | 463 980 |
| Hunt | 90 | 29 52 | 400 020 | 115 120 | 57 570 | - 0 - | 572 800 |
| Limestone | - 0 - | - 0 - | 8 550 | 3 700 | 1 850 | 1 960 | 16 060 |
| McLennan | 15 020 | 23 23 | 409 790 | 155 920 | 77 980 | 17 450 | 676 160 |
| Morris | 10 | 9 95 | 114 990 | 38 800 | 19 410 | - 0 - | 173 210 |
| Navarro | 5 060 | 45 72 | 570 350 | 178 300 | 89 170 | - 0 - | 842 880 |
| Smith | 3 010 | 46 56 | 736 900 | 181 580 | 90 810 | 17 170 | 1 029 470 |
| Tarrant | 9 330 | 23 62 | 205 060 | 70 160 | 38 090 | 10 | 328 650 |
| Titus | - 0 - | 24 55 | 303 210 | 95 740 | 47 880 | - 0 - | 446 830 |
| Upshur | - 0 - | 29 24 | 285 710 | 114 030 | 57 030 | - 0 - | 456 770 |
| Total | 568 930 | 535 90 | 5 600 590 | 2 117 430 | 1 058 980 | 38 010 | 9 383 940 |
| Texas Central Railway Co. | | | | | | | |
| Eastland | - 0 - | 1 67 | 1 100 | - 0 - | - 0 - | - 0 - | 1 100 |
| Erath | 4 900 | 5 05 | 3 440 | - 0 - | - 0 - | - 0 - | 8 340 |
| Fisher | - 0 - | - 0 - | 35 000 | - 0 - | - 0 - | - 0 - | 35 000 |
| Jones | - 0 - | 21 98 | 21 980 | 31 520 | - 0 - | - 0 - | 53 500 |
| Total | 4 900 | 28 70 | 61 520 | 31 520 | - 0 - | - 0 - | 97 940 |
| Texas Mexican Ry. Co. | | | | | | | |
| Duval | 15 900 | 45 05 | 946 000 | 170 869 | 95 180 | - 0 - | 1 227 949 |
| Jim Hogg | 2 860 | 12 21 | 135 530 | 46 145 | 25 710 | - 0 - | 210 245 |
| Jim Wells | - 0 - | 18 83 | 160 410 | 71 139 | 39 620 | - 0 - | 271 169 |
| Nueces | - 0 - | 33 04 | 383 140 | 124 780 | 69 550 | - 0 - | 577 470 |
| Webb | 574 300 | 51 86 | 434 340 | 196 654 | 109 600 | 78 280 | 1 393 174 |
| Total | 593 060 | 160 99 | 2 059 420 | 609 587 | 339 660 | 78 280 | 3 680 007 |

TABLE NO. 7
STATEMENT OF ASSESSMENTS AGAINST RAILROADS AND BRIDGES
AS SHOWN BY 1971 TAX ROLLS
(Continued)

TAXES

| | State | County | Special | District Schools | Total |
|---|-----------|-----------|-----------|---------------------|------------|
| St Louis, Southwestern Ry. (Continued) | | | | | |
| Cass | \$ 193 60 | \$ 574 75 | \$ 181 50 | \$ - 0 - | \$ 949 85 |
| Cherokee | 2 770 92 | 8 244 01 | 2 603 37 | - 0 - | 13 624 30 |
| Collin | 1 356 35 | 4 026 67 | 1 483 51 | - 0 - | 6 866 53 |
| Coryell | 827 65 | 2 457 08 | - 0 - | 755 10 | 4 039 83 |
| Dallas | 2 441 95 | 7 586 55 | 4 046 16 | 2 023 08 | 16 097 74 |
| Delta | 24 51 | 72 77 | 22 98 | - 0 - | 120 26 |
| Falls | 4 38 | 13 02 | 4 11 | - 0 - | 21 51 |
| Fannin | 45 | 1 55 | - 0 - | - 0 - | 2 00 |
| Franklin | 500 19 | 1 484 95 | 468 93 | 91 00 | 2 545 07 |
| Grayson | 57 02 | 178 20 | - 0 - | 53 46 | 288 68 |
| Grimes | 1 82 | 6 84 | - 0 - | - 0 - | 8 66 |
| Henderson | 2 161 59 | 6 417 26 | 2 669 60 | 2 557 71 | 13 806 16 |
| Hill | 622 37 | 1 555 92 | 1 277 53 | 30 97 | 3 486 79 |
| Hopkins | 1 484 74 | 4 129 42 | 3 015 02 | 2 751 00 | 11 380 18 |
| Hunt | 1 832 96 | 5 441 60 | - 0 - | - 0 - | 7 274 56 |
| Limestone | 51 39 | 152 57 | 48 18 | - 0 - | 252 14 |
| McLennan | 2 163 71 | 5 409 28 | 2 028 48 | 3 184 67 | 12 786 14 |
| Morris | 554 27 | 1 645 50 | 519 63 | - 0 - | 2 719 40 |
| Navarro | 2 697 21 | 6 743 04 | 1 432 90 | 3 912 79 | 14 785 94 |
| Smith | 3 294 30 | 9 059 34 | 3 088 41 | - 0 - | 15 442 05 |
| Tarrant | 1 051 68 | 2 892 12 | 3 083 90 | 1 365 33 | 8 393 03 |
| Titus | 1 429 86 | 4 244 89 | 1 675 62 | 1 734 48 | 9 084 85 |
| Upshur | 1 461 67 | 4 082 73 | 1 370 31 | - 0 - | 6 914 71 |
| Total | 30 028 57 | 84 997 30 | 30 807 32 | 19 993 79 | 165 826 98 |
| Texas Central Railway Co. | | | | | |
| Eastland | 3 52 | 8 80 | - 0 - | - 0 - | 12 32 |
| Erath | 26 69 | 66 72 | 25 02 | - 0 - | 118 43 |
| Fisher | 112 00 | 332 50 | - 0 - | - 0 - | 444 50 |
| Jones | 171 20 | 428 00 | - 0 - | - 0 - | 599 20 |
| Total | 313 41 | 836 02 | 25 02 | - 0 - | 1 174 45 |
| Texas Mexican Ry. Co. | | | | | |
| Duval | 3 929 44 | 34 996 55 | 9 619 00 | 2 455 90 | 51 000 89 |
| Jim Hogg | 672 78 | 1 681 96 | 901 93 | - 0 - | 3 256 67 |
| Jim Wells | 867 73 | 2 982 86 | 813 51 | - 0 - | 4 664 10 |
| Nueces | 1 847 90 | 5 581 47 | 3 627 58 | 1 067 43 | 12 124 38 |
| Webb | 4 458 16 | 16 021 50 | 4 179 52 | 2 739 05 | 27 398 23 |
| Total | 11 776 01 | 61 264 34 | 19 141 54 | 6 262 38 | 98 444 27 |

TABLE NO. 7
STATEMENT OF ASSESSMENTS AGAINST RAILROADS AND BRIDGES
AS SHOWN BY 1971 TAX ROLLS

| RAILROADS | Real Estate | Road Bed and Appurtenances | | Rolling Stock | Intangible Assets | Personal Property | Total Value |
|---------------------------------------|--------------|----------------------------|----------------|---------------|-------------------|-------------------|------------------|
| | Value | No. of Miles | Value | Value | Value | Value | |
| Texas-New Mexico Ry. Co. | | | | | | | |
| Ward | \$ - 0 - | 6 94 | \$ 38 520 | \$ 3 470 | \$ 35 330 | \$ - 0 - | \$ 77 320 |
| Winkler | 4 320 | 27 17 | 108 180 | 13 590 | 70 670 | - 0 - | 196 760 |
| Total | 4 320 | 34 11 | 146 700 | 17 060 | 106 000 | - 0 - | 274 080 |
| Texas & Northern R. R. Co. | | | | | | | |
| Morris | 5 210 | 9 01 | 65 000 | 70 130 | 1 302 270 | 20 100 | 1 462 710 |
| Total | 5 210 | 9 01 | 65 000 | 70 130 | 1 302 270 | 20 100 | 1 462 710 |
| Texas & Pacific Ry. Co. | | | | | | | |
| Bowie | 160 | 8 45 | 365 990 | 117 220 | 141 800 | - 0 - | 625 170 |
| Callahan | 1 000 | 31 58 | 276 250 | 71 690 | 129 000 | - 0 - | 477 940 |
| Cass | 100 | 32 93 | 281 800 | 74 750 | 170 700 | - 0 - | 527 350 |
| Cooke | - 0 - | 1 91 | 15 350 | 4 330 | 4 170 | - 0 - | 23 850 |
| Crane | - 0 - | 1 46 | 8 030 | 3 310 | 5 970 | 30 | 17 340 |
| Culberson | - 0 - | 47 31 | 631 030 | 107 400 | 193 240 | - 0 - | 931 670 |
| Dallas | 222 920 | 41 18 | 593 410 | 147 930 | 334 770 | 6 880 | 1 305 910 |
| Denton | - 0 - | 35 89 | 312 010 | 81 470 | 78 420 | 980 | 472 880 |
| Eastland | 8 800 | 30 84 | 221 270 | 70 000 | 125 970 | - 0 - | 426 040 |
| Ector | - 0 - | 31 93 | 398 910 | 72 480 | 130 420 | - 0 - | 601 810 |
| El Paso | - 0 - | 9 36 | 364 000 | 100 560 | 7 510 | 13 690 | 485 760 |
| Fannin | - 0 - | 31 07 | 223 860 | 70 530 | 67 880 | - 0 - | 362 270 |
| Fisher | - 0 - | 14 35 | 17 420 | 4 860 | 8 740 | - 0 - | 31 020 |
| Grayson | - 0 - | 47 36 | 365 170 | 107 510 | 119 210 | - 0 - | 591 890 |
| Gregg | 2 290 | 15 67 | 221 480 | 35 570 | 88 710 | - 0 - | 348 050 |
| Harrison | 1 530 | 53 53 | 959 130 | 121 510 | 303 070 | - 0 - | 1 385 240 |
| Howard | - 0 - | 32 43 | 302 390 | 73 620 | 132 470 | - 0 - | 508 480 |
| Hudspeth | - 0 - | 28 22 | 157 880 | 176 240 | 115 260 | - 0 - | 449 380 |
| Jeff Davis | - 0 - | 4 70 | 34 900 | 10 670 | 19 200 | - 0 - | 64 770 |
| Kaufman | 250 | 26 37 | 242 730 | 59 860 | 149 290 | - 0 - | 452 130 |
| Lamar | 1 250 | 31 35 | 234 870 | 71 160 | 68 490 | - 0 - | 375 770 |
| Marion | - 0 - | 13 52 | 110 000 | 30 690 | 76 540 | - 0 - | 217 230 |
| Martin | - 0 - | - 0 - | - 0 - | 29 580 | 53 200 | - 0 - | 82 780 |
| Midland | - 0 - | 26 51 | 204 660 | 60 180 | 108 280 | - 0 - | 37 0120 |
| Mitchell | 810 | 32 35 | 266 770 | 73 430 | 132 140 | - 0 - | 473 150 |
| Nolan | 2 550 | 28 85 | 204 170 | 65 490 | 117 850 | - 0 - | 390 060 |
| Palo Pinto | - 0 - | 36 29 | 358 800 | 82 380 | 148 240 | - 0 - | 589 420 |
| Parker | - 0 - | 34 81 | 297 950 | 79 020 | 142 190 | - 0 - | 519 160 |
| Rains | - 0 - | - 0 - | - 0 - | - 0 - | - 0 - | 530 | 530 |

TABLE NO. 7
STATEMENT OF ASSESSMENTS AGAINST RAILROADS AND BRIDGES
AS SHOWN BY 1971 TAX ROLLS
(Continued)

TAXES

| | State | County | Special | District Schools | Total |
|---------------------------------------|-----------|-----------|-----------|---------------------|-------------|
| Texas-New Mexico Ry. Co. | | | | | |
| Ward | \$ 247 42 | \$ 734 54 | \$ 154 64 | \$ - 0 - | \$ 1 136 60 |
| Winkler | 629 63 | 1 869 22 | 590 28 | - 0 - | 3 089 13 |
| Total | 877 05 | 2 603 76 | 744 92 | - 0 - | 4 225 73 |
| Texas & Northern R. R. Co. | | | | | |
| Morris | 4 680 67 | 13 895 75 | 4 388 13 | - 0 - | 22 964 55 |
| Total | 4 680 67 | 13 895 75 | 4 388 13 | - 0 - | 22 964 55 |
| Texas & Pacific Ry. Co. | | | | | |
| Bowie | 2 000 54 | 5 313 96 | 527 63 | 404 65 | 8 246 78 |
| Callahan | 1 529 41 | 3 823 52 | 831 75 | 2 484 58 | 8 669 26 |
| Cass | 1 687 52 | 5 009 83 | 1 582 05 | - 0 - | 8 279 40 |
| Cooke | 76 32 | 217 04 | 19 08 | 46 05 | 358 49 |
| Crane | 55 49 | 164 73 | 52 02 | - 0 - | 272 24 |
| Culberson | 2 981 35 | 8 850 86 | 2 795 01 | - 0 - | 14 627 22 |
| Dallas | 4 178 91 | 12 816 79 | 4 939 26 | 2 469 63 | 24 404 59 |
| Denton | 1 513 22 | 4 492 36 | - 0 - | 2 059 05 | 8 064 63 |
| Eastland | 1 363 33 | 3 408 32 | - 0 - | - 0 - | 4 771 65 |
| Ector | 1 925 79 | 5 717 20 | 1 444 34 | - 0 - | 9 087 33 |
| El Paso | 1 554 43 | 4 371 84 | 2 832 68 | - 0 - | 8 758 95 |
| Fannin | 1 129 56 | 4 021 20 | 149 26 | - 0 - | 5 300 02 |
| Fisher | 99 26 | 294 69 | - 0 - | - 0 - | 39 395 |
| Grayson | 1 894 05 | 5 918 90 | - 0 - | 15 892 76 | 23 705 71 |
| Gregg | 1 113 76 | 2 968 57 | 937 44 | - 0 - | 5 019 77 |
| Harrison | 4 432 77 | 13 159 80 | - 0 - | - 0 - | 17 592 57 |
| Howard | 1 627 13 | 5 288 20 | - 0 - | 1 814 34 | 8 729 67 |
| Hudspeth | 1 438 01 | 4 269 11 | - 0 - | 475 20 | 6 182 32 |
| Jeff Davis | 207 26 | 518 16 | - 0 - | - 0 - | 725 42 |
| Kaufman | 1 446 82 | 3 617 04 | 1 356 39 | - 0 - | 6 420 25 |
| Lamar | 1 202 46 | 4 434 09 | - 0 - | 797 70 | 6 434 25 |
| Marion | 695 14 | 2 498 15 | 1 476 69 | 326 55 | 4 996 53 |
| Martin | 264 90 | 1 067 86 | 248 34 | - 0 - | 1 581 10 |
| Midland | 1 193 98 | 3 544 64 | - 0 - | - 0 - | 4 738 62 |
| Mitchell | 1 514 08 | 4 494 92 | 2 932 80 | - 0 - | 8 941 80 |
| Nolan | 1 248 19 | 3 120 48 | 1 170 18 | - 0 - | 5 538 85 |
| Palo Pinto | 1 886 14 | 4 715 36 | 1 542 85 | 5 230 40 | 13 374 75 |
| Parker | 1 661 31 | 4 672 44 | 2 898 26 | 6 683 14 | 15 915 15 |
| Rains | 1 70 | 6 62 | - 0 - | - 0 - | 8 32 |

TABLE NO. 7
STATEMENT OF ASSESSMENTS AGAINST RAILROADS AND BRIDGES
AS SHOWN BY 1971 TAX ROLLS

| | Real Estate | Road Bed and Appurtenances | | Rolling Stock | Intangible Assets | Personal Property | Total Value |
|--|---------------------|----------------------------|----------------------|---------------------|---------------------|---------------------|----------------------|
| RAILROADS | Value | No. of Miles | Value | Value | Value | Value | |
| Texas & Pacific Ry. Co. (Continued) | | | | | | | |
| Red River | \$ - 0 - | 34 19 | \$ 231 000 | \$ 77 000 | \$ 74 700 | \$ - 0 - | \$ 382 700 |
| Reeves | - 0 - | 43 25 | 413 100 | 98 180 | 176 660 | - 0 - | 687 940 |
| Smith | - 0 - | 1 79 | 14 680 | 4 060 | 10 140 | - 0 - | 28 880 |
| Stephen | - 0 - | 5 42 | 46 380 | 12 300 | 22 130 | - 0 - | 80 810 |
| Tarrant | 1 080 | 59 04 | 1 849 900 | 144 440 | 300 560 | - 0 - | 2 295 980 |
| Taylor | 2 610 | 31 05 | 316 090 | 70 480 | 126 840 | - 0 - | 516 020 |
| Upshur | - 0 - | 10 19 | 119 320 | 25 040 | 62 450 | - 0 - | 206 810 |
| Van Zandt | 7 890 | 28 19 | 265 480 | 64 000 | 159 590 | - 0 - | 496 960 |
| Ward | - 0 - | 43 05 | 315 630 | 98 750 | 177 680 | - 0 - | 592 060 |
| Wood | 640 | 25 09 | 284 690 | 58 800 | 146 520 | - 0 - | 490 650 |
| Total | 253 880 | 1 011 48 | 11 526 500 | 2 656 490 | 4 430 000 | 22 110 | 18 888 980 |
| Texas City Terminal Ry. Co. | | | | | | | |
| Galveston | 243 912 | 33 12 | 241 200 | 40 170 | - 0 - | 443 140 | 968 422 |
| Total | 243 912 | 33 12 | 241 200 | 40 170 | - 0 - | 443 140 | 968 422 |
| Texas Southeastern Co. | | | | | | | |
| Angelina | - 0 - | 18 85 | 64 400 | 35 580 | 28 620 | - 0 - | 128 600 |
| Trinity | 3 380 | - 0 - | - 0 - | - 0 - | 2 050 | - 0 - | 5 430 |
| Total | 3 380 | 18 85 | 64 400 | 35 580 | 30 670 | - 0 - | 134 030 |
| Union Terminal Co. | | | | | | | |
| Dallas | 541 050 | 17 61 | 50 570 | - 0 - | - 0 - | 9 440 | 601 060 |
| Total | 541 050 | 17 61 | 50 570 | - 0 - | - 0 - | 9 440 | 601 060 |
| Weatherford, Mineral Wells & Northwestern Ry. Co. | | | | | | | |
| Palo Pinto | - 0 - | 3 95 | 10 970 | 5 925 | 9 220 | - 0 - | 26 115 |
| Parker | - 0 - | 18 80 | 33 870 | 28 200 | 17 020 | - 0 - | 79 090 |
| Total | - 0 - | 22 75 | 44 840 | 34 125 | 26 240 | - 0 - | 105 205 |
| GRAND TOTAL RAILROADS | \$ 4 141 625 | 14 617 13 | \$129 806 143 | \$31 468 009 | \$27 549 950 | \$ 2 877 564 | \$195 843 291 |
| El Paso City Lines, Inc. | | | | | | | |
| El Paso | 56 100 | 3 47 | 44 000 | 30 000 | 153 170 | 328 920 | 612 190 |
| Total | 56 100 | 3 47 | 44 000 | 30 000 | 153 170 | 328 920 | 612 190 |

TABLE NO. 7
STATEMENT OF ASSESSMENTS AGAINST RAILROADS AND BRIDGES
AS SHOWN BY 1971 TAX ROLLS
(Continued)

TAXES



| | State | County | Special | District Schools | Total |
|--|----------------------|------------------------|----------------------|----------------------|------------------------|
| Texas & Pacific Ry. Co. (Continued) | | | | | |
| Red River | \$ 1 224 64 | \$ 4 209 70 | \$ 257 02 | \$ - 0 - | \$ 5 691 36 |
| Reeves | 2 201 41 | 6 535 43 | - 0 - | - 0 - | 8 736 84 |
| Smith | 92 42 | 254 14 | 86 64 | - 0 - | 433 20 |
| Stephen | 258 59 | 848 51 | - 0 - | - 0 - | 1 107 10 |
| Tarrant | 7 347 14 | 20 204 62 | 25 132 69 | 9 779 89 | 62 464 34 |
| Taylor | 1 651 26 | 4 128 16 | 478 06 | 1 831 03 | 8 088 51 |
| Upshur | 661 79 | 1 833 46 | 620 43 | - 0 - | 3 115 68 |
| Van Zandt | 1 590 27 | 5 615 65 | 1 490 88 | - 0 - | 8 696 80 |
| Ward | 1 894 59 | 5 624 57 | 1 184 12 | - 0 - | 8 703 28 |
| Wood | 1 570 08 | 3 925 20 | 1 471 95 | - 0 - | 6 967 23 |
| Total | 60 415 02 | 175 976 12 | 58 457 82 | 50 294 97 | 345 143 93 |
| Texas City Terminal Ry. Co. | | | | | |
| Galveston | 3 098 97 | 8 909 57 | 6 239 83 | 2 235 06 | 20 483 43 |
| Total | 3 098 97 | 8 909 57 | 6 239 83 | 2 235 06 | 20 483 43 |
| Texas Southeastern Co. | | | | | |
| Angelina | 411 52 | 1 286 00 | 347 76 | - 0 - | 2 045 28 |
| Trinity | 17 38 | 54 30 | - 0 - | 57 46 | 129 14 |
| Total | 428 90 | 1 340 30 | 347 76 | 57 46 | 2 174 42 |
| Union Terminal Co. | | | | | |
| Dallas | 1 923 39 | 6 010 60 | 3 606 36 | 1 803 18 | 13 343 53 |
| Total | 1 923 39 | 6 010 60 | 3 606 36 | 1 803 18 | 13 343 53 |
| Weatherford, Mineral Wells & Northwestern Ry. Co. | | | | | |
| Palo Pinto | 83 56 | 208 92 | 47 50 | 9 85 | 349 83 |
| Parker | 253 09 | 711 81 | 389 69 | 629 26 | 1 983 85 |
| Total | 336 65 | 920 73 | 437 19 | 639 11 | 2 333 68 |
| GRAND TOTAL RAILROADS | \$ 626 642 23 | \$ 1 973 083 90 | \$ 567 520 26 | \$ 368 669 02 | \$ 3 535 915 41 |
| El Paso City Lines, Inc. | | | | | |
| El Paso | 1 959 01 | 5 509 71 | 3 442 65 | - 0 - | 10 911 37 |
| Total | 1 959 01 | 5 509 71 | 3 442 65 | - 0 - | 10 911 37 |

**TABLE NO. 7
STATEMENT OF ASSESSMENTS AGAINST RAILROADS AND BRIDGES
AS SHOWN BY 1971 TAX ROLLS**

BRIDGE COMPANIES

| | VALUE | | | | TAXES | | | | |
|---|-----------------|------------------|-------------------|-------------------|------------------|--------------------|------------------|-----------------|--------------------|
| | Real Estate | Bridges | Intangible | Total | State | County | Special | School | Total |
| Brownsville & Matamoros Bridge Co. Cameron | \$ - 0 - | \$ - 0 - | \$ 92 870 | \$ 92 870 | \$ 297 18 | \$ 1 021 57 | \$ - 0 - | \$ - 0 - | \$ 1 318 75 |
| B & P Bridge Company Hidalgo | 750 | 41 980 | 67 850 | 110 580 | 353 86 | 1 548 12 | 363 22 | - 0 - | 2 265 20 |
| Presidio Bridge Company Presidio | 2 100 | - 0 - | 23 090 | 25 190 | 80 61 | 201 52 | - 0 - | - 0 - | 282 13 |
| GRAND TOTAL BRIDGES | \$ 2 850 | \$ 41 980 | \$ 183 810 | \$ 228 640 | \$ 731 65 | \$ 2 771 21 | \$ 363 22 | \$ - 0 - | \$ 3 866 08 |





2205