

PART I
OF THE
ANNUAL REPORT OF THE
COMPTROLLER OF PUBLIC ACCOUNTS
of the
STATE OF TEXAS
1951


Dallas Public Library
SEP 22 1952
Dallas, Texas

RECEIPTS AND DISBURSEMENTS
OF
STATE FUNDS

ROBERT S. CALVERT, *Comptroller*
GUS FARRAR, *Chief Clerk*
KENNETH KIMBRO, *Statistician*

TO THE GOVERNOR





PART I
OF THE
ANNUAL REPORT OF THE
COMPTROLLER OF PUBLIC ACCOUNTS
of the
STATE OF TEXAS
1951

RECEIPTS AND DISBURSEMENTS
OF
STATE FUNDS

ROBERT S. CALVERT, Comptroller
GUS FARRAR, Chief Clerk
KENNETH KIMBRO, Statistician

TO THE GOVERNOR




TABLE OF CONTENTS

	Page No.
Letter of Transmittal	7
Table	
No.	
1. Summary showing how the State dollar was obtained	8
2. Summary showing how the State dollar was expended	9
3. Statement of Receipts showing Funds credited	10
4. Statement of Expenditures showing Funds from which expended..	22
5. Summary of all Funds—Cash Accounts	30
6. Summary of all Funds—Investment Accounts	36
7. Summary of all Funds—Cash and Bonds	37
8. General Revenue Fund	38
9. Foundation School Fund	50
10. Available School Fund	51
11. State Textbook Fund	54
12. Confederate Pension Fund	54
13. State Highway Fund	55
14. Highway Light Test Fund	57
15. County and Road District Highway Fund	58
16. Highway Motor Fuel Tax Fund	59
17. Special Funds maintained for use of Comptroller's Department....	61
Vending Machine Occupation Tax Enforcement Fund	
Motor Fuel Tax Enforcement Fund	
Cigarette Tax Enforcement Fund	
Natural and Casinghead Gas Audit Fund.	
Motor Fuel Tax Audit Fund	
Cigarette Tax Audit Fund	
18. Special Funds maintained for use of Liquor Control Board	63
Liquor Board Confiscation Fund	
Liquor Act Enforcement Fund	
19. Special Funds maintained for use of State Dept. of Agriculture...	64
Pure Bred Cottonseed Inspection Fund	
Citrus Fruit Inspection Fund	
The 2, 4-D License Fund	
Texas Vegetable Certification Fund	
Herbicide Fund	
20. Special Funds for use of Game and Fish Commission	65
Medina Lake Fund	
Special Game Fund	
21. Special Funds for use of State Health Department	67
Vital Statistics Fund	
Federal Crippled Children Fund	
Maternal and Child Health Fund	

TABLE OF CONTENTS—Continued

Table No.	Page No.
21. Special Funds for use of State Health Department—Continued	
U. S. Public Health Service Fund	
Federal Venereal Disease Control Fund	
Emergency Maternal and Infant Care Fund	
Federal Tuberculosis Control Fund	
Federal Cancer Control Fund	
Federal Hospital Survey and Planning Fund	
Federal Mental Health Fund	
Health Dept. Special Administration Fund	
Water Pollution Control Fund	
V. D. Rapid Treatment Fund	
Federal Heart Disease Control Fund	
22. Special Funds for use of Texas Education Agency	69
Smith-Hughes Fund	
Federal Rehabilitation Fund	
George Barden Fund	
Veterans Educational Fund	
General Education Board Fund	
Federal School Lunch Fund	
Southern Education Foundation Fund	
Federal Survey and School Construction Fund	
23. Special Funds for use of Board of Insurance Commissioners.	71
Motor Vehicle Insurance Fund	
Fire Insurance Fund	
Compensation Insurance Fund	
Insurance Examiners Fund	
Insurance Agents License Fund	
Mutual Assessment Fund	
Insurance Fee Fund	
Recording Agents License Fund	
Casualty Insurance Fund	
Title Insurance Fund	
Burial Association Rate Fund	
24. Special Funds for use of Texas Employment Commission.	73
Unemployment Compensation Administration Fund	
Unemployment Compensation Clearance Fund	
Unemployment Compensation Benefit Fund	
TUCC Trust Fund in Federal Treasury	
Unemployment Compensation Special Administration Fund	
25. Special Funds for use of Department of Public Welfare.	75
State Old Age Assistance Fund	
Federal Old Age Assistance Fund	
State Blind Assistance Fund	
Federal Blind Assistance Fund	
State Children Assistance Fund	
Federal Children Assistance Fund	
Federal Public Welfare Administration Fund	
Child Welfare Service Fund	
Child Welfare Service Administration Fund	
State Children Administration Fund	

TABLE OF CONTENTS—Continued

Table No.		Page No.
26.	Special Funds for Teacher Retirement System	77
	Teacher Saving Fund	
	State Membership Accumulation Fund	
	Prior Service Annuity Reserve Fund	
	Interest Fund	
	Membership Annuity Reserve Fund	
	Expense Fund	
27.	Special Funds for State Employees Retirement System	79
	Employees Saving Fund	
	State Membership Accumulation Fund	
	Membership Annuity Reserve Fund	
	Prior Service Annuity Reserve Fund	
	Interest Fund	
	Permanent Retirement Fund	
	Expense Fund	
28.	Special Funds for Texas Prison System.....	81
	Revolving Funds—Huntsville	
	Prison Industrial Revolving Fund	
	Texas Prison Fund	
29.	Secretary of State—Texas Securities Act Fund	82
30.	Special Funds for the Railroad Commission	83
	Oil and Gas Enforcement Fund	
	Gas Utilities Fund	
	Liquefied Petroleum Gas Fund	
31.	Available Funds of the State Eleemosynary Institutions	84
	Available Lunatic Asylum Fund	
	Available Deaf and Dumb Institute Fund	
	Available Blind Institute Fund	
	Available Orphans Home Fund	
32.	Permanent Funds of State Eleemosynary Institutions	84
	Permanent Blind Institute Fund	
	Permanent Deaf and Dumb Institute Fund	
	Permanent Lunatic Asylum Fund	
	Permanent Orphans Home Fund	
33.	Special Funds for Bureau of Labor Statistics	85
	Boiler Inspection Fund	
	Boxing and Wrestling Enforcement Fund	
34.	Blind Commission—Federal Adult Blind Fund	85
35.	Medical Registration Fund	86
36.	Dental Registration Fund	86
37.	Cosmetologists and Hairdressers Fund	87
38.	Board of Barber Examiners Fund	87
39.	Professional Engineers Fund	88
40.	Architects Registration Fund	88
41.	Board of Chiropractic Examiners Fund	89

TABLE OF CONTENTS—Continued

Table No.	Page No.
42. Special Funds for State Parks Board	89
State Parks Fund	
State Park Development Fund	
43. Operators and Chauffeurs License Fund	90
44. Special Funds for A. & M. College	91
A. & M. College Available Fund	
A. & M. Pure Feed Fund	
A. & M. Mineral Fund	
A. & M. Workmen's Compensation Fund	
A. & M. College Interest and Sinking Fund	
A. & M. Experiment Station No. 15 Citrus Fund	
45. Available University Fund	93
46. Permanent University Fund	93
47. Endowment Fund, Medical Branch, U. of T.	94
48. Real Estate License Fund	95
49. Permanent School Fund	95
50. Special Centennial Fund	96
51. Cemetery Perpetual Care Fund	96
52. Special Funds for State Treasurer	97
Texas Relief Bond Funds	
Treasurer's Fiscal Agency Fund	
53. Escheated Estate Fund	97
54. Farm to Market Road Fund	97
55. Veterans Land Fund	98
56. U. of T. Interest and Sinking Fund	98
57. Basic Science Examiners Fund	99
58. Texas Citrus Commission Fund	99
59. Texas College of Arts and Industries Citrus Fund	100
60. State Hospital and Special School Building Fund	100
61. State Hospital Fund	101
62. Submerged Land Fund	102
63. College Building Fund	103
64. Building Funds for Tarleton State College	104
65. Building Funds for Arlington State College	104
66. Building Funds for Texas State College for Women	105
67. Building Funds for Texas College of Arts and Industries	105
68. Building Funds for Texas Western College	106
69. Building Funds for Texas Technological College	106
70. Building Funds for North Texas State College	107
71. Building Funds for Prairie View University	107

TABLE OF CONTENTS—Continued

Table No.	Page No.
72. Building Funds for State Teachers Colleges	108
73. Comptroller's Tax Clearance Fund	109
74. Omnibus Tax Clearance Fund	110
75. Road Bond Coupon Paying Fund	112
76. Trust and Suspense	113
77. Securities in Trust	115
78. Bonded Indebtedness of the State	116
79. Naturopathic Examiners Fund	118
80. Annual Report of Confederate Pension Division	118
81. Annual Report of Bonds Registered	118
82. Annual Report of Gasoline Tax Refund Division	119
83. Statement of Judges and Attorneys Salaries and Expenses	120
84. Statement of Payments to District Court Officers	124
85. Summary of Governmental Cost Expenditures, by Function and Object	131

November 22, 1951

Honorable Allan Shivers
Governor of Texas
Austin, Texas

Dear Sir:

I submit herewith Part I of my annual report for the fiscal year ending August 31, 1951.

Part II will be submitted later and will contain statements of tax collectors' accounts, assessed valuation, tax rates, oil production and other miscellaneous information.

I wish to express my appreciation to the Governor, the Legislature and other state agencies for their fine cooperation in matters connected with the department.

Respectfully yours,

ROBERT S. CALVERT
Comptroller of Public Accounts

REPORT OF COMPTROLLER

TABLE NO. 1
STATE RECEIPTS
Fiscal Year Ended August 31, 1951

	Cents of Each Dollar	Amount
REVENUE RECEIPTS:		
Ad Valorem Tax0545	\$ 33,843,359.47
Inheritance Tax0082	5,074,443.44
Poll Tax0025	1,520,871.03
Store Tax0018	1,095,849.92
Gross Receipts and Production Tax2315	143,722,663.48
Insurance Companies Occupation Tax0216	13,426,975.20
Occupation Taxes, Miscellaneous0016	1,022,057.08
Cigarette Tax0536	33,292,320.87
Liquor, Wine and Beer Tax0255	15,799,765.97
Highway Motor Fuel Tax (Gross Collections)1851	114,872,323.38
Less: Refund Claims	*.0309	*19,188,527.52
Franchise Tax0158	9,838,135.81
Insurance Commission Maintenance Tax0012	769,937.93
Radios, Cosmetics and Cards Sales Tax0020	1,252,207.18
Automobile Sales Tax0253	15,741,670.32
Automobile Licenses0525	32,576,399.32
Other Miscellaneous Taxes and Licenses0050	3,120,227.76
Total Taxes and Licenses6568	\$ 407,780,680.64
Fees and Permits0100	\$ 6,211,952.71
Land Sales, Rentals and Royalties0556	34,484,283.28
Sale of Commodities and Properties0032	1,937,571.50
Court Costs, Fines and Suit Settlements0011	653,306.41
Interest and Penalties0206	12,759,031.03
Miscellaneous Revenues0055	3,468,006.88
Employers Contributions—Unemployment0307	19,029,649.24
County, Federal and Other Aid2165	134,409,603.37
TOTAL REVENUE RECEIPTS	1.0000	\$ 620,734,085.06
NON-REVENUE RECEIPTS:		
Amount of Refunds (deducted from above)		\$ 20,965,560.58
Redemption of Securities		34,911,424.29
Non-Governmental Receipts		46,749,208.17
Total Non-Revenue Receipts		\$ 102,626,193.04
Total Deposited Receipts		\$ 723,360,278.10
Warrants Voided by Statute of Limitation		\$ 58,684.71
OPENING NET CASH BALANCE SEPTEMBER 1, 1950:		
State Treasury		\$ 158,954,684.78
Federal Treasury		223,957,738.61
Huntsville Banks		50,000.00
Total Opening Net Cash Balance		\$ 382,962,423.39
		\$1,106,381,386.20

*Minus

REPORT OF COMPTROLLER

TABLE NO. 2

STATE EXPENDITURES

Fiscal Year Ended August 31, 1951

Purpose	Cents of Each Dollar	Amount
GOVERNMENTAL COST EXPENDITURE:		
Legislative0025	\$ 1,397,744.71
Judicial0051	2,904,978.54
Executive and Administrative0083	4,686,776.11
Protection to Persons and Property0116	6,594,657.87
Regulation of Business and Industry0079	4,481,222.56
Conservation of Health and Sanitation0310	17,615,229.06
Development and Conservation of Natural Resources0149	8,478,728.91
Highways and Road Debts2408	136,823,782.46
Eleemosynary and Correctional0530	30,113,674.95
Support of Free Schools and Vocational Education3222	183,049,609.97
Higher Education0573	32,558,329.50
Eleemosynary Education0019	1,075,527.23
State Cost Teachers Retirement0194	10,998,269.53
Parks, Monuments and Museums0008	459,403.98
Public Welfare2096	119,098,440.23
Payment of Public Debts0005	263,506.00
Miscellaneous0004	253,561.91
Grants to Counties0128	7,300,000.00
Total Governmental Cost	1.0000	\$ 568,153,443.52
NON-COST PAYMENTS:		
Taxes, Fees and Interest Refunds		\$ 19,441,832.95
Contributions Refunded		1,404,186.93
Purchases of Bonds		59,412,601.67
Accrued Interest on Bonds Purchased		350,807.70
Premium on Bonds Purchased		489,349.97
Other Non Governmental Payments		54,404,334.85
Total Non Cost Payments		\$ 135,503,114.07
GRAND TOTAL EXPENDITURES AND PAYMENTS		\$ 703,656,557.59
CLOSING NET CASH BALANCE AUGUST 31, 1951:		
State Treasury		\$ 161,313,490.82
Federal Treasury		241,361,337.79
Huntsville Banks		50,000.00
Total Cash Balance		\$ 402,724,828.61
		\$1,106,381,386.20

TABLE NO. 3

ANALYSIS OF CASH RECEIPTS

September 1, 1950, to August 31, 1951

Source From Which Cash was Received and the Funds to Which Cash was Credited

Code, Source and Fund	Amount	Total
100—TAXES AND LICENSES		
111 AD VALOREM TAX:		
General Revenue Fund.....	\$11,751,083.05	
Available School Fund.....	18,416,086.26	
Confederate Pension Fund.....	1,079,905.71	
College Building Fund.....	2,596,284.45	\$33,843,359.47
115 INHERITANCE TAX:		
General Revenue Fund.....	\$ 5,072,882.44	
Submerged Land Fund.....	1,561.00	\$ 5,074,443.44
121 POLL TAX:		
General Revenue Fund.....	\$ 505,915.98	
Available School Fund.....	1,014,955.05	\$ 1,520,871.03
131 STORE TAX:		
General Revenue Fund.....	\$ 722,144.80	
Available School Fund.....	269,747.16	
Comptroller's Tax Clearance Fund.....	15,728.39	
State Hospital Fund.....	88,229.57	\$ 1,095,849.92
132 GROSS RECEIPTS AND PRODUCTION TAXES		
132-A EXPRESS COMPANIES:		
General Revenue Fund.....	\$ 40,046.61	
Available School Fund.....	13,348.87	
Comptroller's Tax Clearance Fund.....	15,683.58	\$ 69,079.06
132-B TELEGRAPH COMPANIES:		
General Revenue Fund.....	\$ 37,444.70	
Available School Fund.....	12,481.56	
Comptroller's Tax Clearance Fund.....	16,450.66	\$ 66,376.92
132-C UTILITY COMPANIES:		
Available School Fund.....	\$ 612,513.39	
Omnibus Tax Clearance Fund.....	2,272,164.61	
State Hospital Fund.....	166,888.90	\$ 3,051,566.90
132-D COLLECTION AGENCIES:		
General Revenue Fund.....	\$ 8,098.23	
Available School Fund.....	2,699.41	
Comptroller's Tax Clearance Fund.....	384.00	\$ 11,181.64
132-E CARLINE COMPANIES:		
General Revenue Fund.....	\$ 3,198.90	
Available School Fund.....	1,066.30	
Comptroller's Tax Clearance Fund.....	1,111.22	\$ 5,376.42
132-F CEMENT:		
Available School Fund.....	\$ 416,532.51	
Omnibus Tax Clearance Fund.....	1,294,739.69	
State Hospital Fund.....	113,416.86	\$ 1,824,689.06
132-G NATURAL AND CASINGHEAD GAS:		
General Revenue Fund.....	\$ 62,849.97	
Available School Fund.....	3,126,785.83	
Omnibus Tax Clearance Fund.....	9,916,829.58	
State Hospital Fund.....	850,271.55	\$13,956,736.93
132-K OIL AND GAS REGULATION TAX:		
Oil & Gas Enforcement Fund.....	\$ 1,807,454.64	
Comptroller's Tax Clearance Fund.....	153,747.87	\$ 1,761,202.51
132-L TEXTBOOK PUBLISHERS:		
General Revenue Fund.....	\$ 53,538.93	
Available School Fund.....	17,846.31	
Comptroller's Tax Clearance Fund.....	1,450.07	\$ 72,835.31
132-M TELEPHONE COMPANIES:		
Available School Fund.....	\$ 605,693.88	
Omnibus Tax Clearance Fund.....	2,485,631.36	
State Hospital Fund.....	164,895.09	\$ 3,256,220.33

TABLE NO. 3—Continued

ANALYSIS OF CASH RECEIPTS

September 1, 1950, to August 31, 1951

Source From Which Cash was Received and the Funds to Which Cash was Credited

Code, Source and Fund	Amount	Total
132-N CRUDE OIL:		
General Revenue Fund.....	\$ 502,484.71	
Available School Fund.....	24,998,615.05	
Omnibus Tax Clearance Fund.....	77,768,959.37	
State Hospital Fund.....	6,817,594.78	\$110,087,653.91
132-O SULPHUR:		
Available School Fund.....	\$ 1,362,402.72	
Omnibus Tax Clearance Fund.....	3,834,740.77	
State Hospital Fund.....	371,551.88	\$ 5,568,695.37
132-P BEGINNER'S TAX:		
General Revenue Fund.....	\$ 236.25	
Available School Fund.....	78.75	\$ 315.00
132-Q PULLMAN COMPANIES:		
General Revenue Fund.....	\$ 27,127.62	
Available School Fund.....	9,042.54	
Comptroller's Tax Clearance Fund.....	11,922.99	\$ 48,093.15
132-R CARBON BLACK:		
Available School Fund.....	\$ 540,391.94	
Omnibus Tax Clearance Fund.....	1,759,871.24	
State Hospital Fund.....	147,371.23	
Submerged Land Fund.....	3,123.32	\$ 2,450,757.73
132-U STOCK SHARE TRANSFER:		
Available School Fund.....	\$ 42,277.90	
Omnibus Tax Clearance Fund.....	143,056.15	
State Hospital Fund.....	16,915.05	\$ 202,249.10
132-V OIL AND GAS WELL SERVICING:		
Available School Fund.....	\$ 178,887.26	
Omnibus Tax Clearance Fund.....	661,281.74	
State Hospital Fund.....	46,054.41	\$ 886,223.41
132-W MOTOR CARRIERS:		
Available School Fund.....	\$ 19,649.96	
Omnibus Tax Clearance Fund.....	55,729.78	
State Hospital Fund.....	5,208.99	\$ 80,588.73
132-X GAS UTILITY PIPE LINE TAX:		
Gas Utility Fund.....		\$ 289,435.97
132-Y BOXING AND WRESTLING:		
Boxing and Wrestling Fund.....		\$ 33,386.03
133 INSURANCE COMPANY OCCUPATION TAX:		
Available School Fund.....	\$ 3,326,304.38	
Omnibus Tax Clearance Fund.....	9,414,971.54	
State Hospital Fund.....	685,699.28	\$13,426,975.20
OCCUPATION TAXES		
134-AD ADMISSIONS:		
Available School Fund.....	\$ 40,248.16	
State Old Age Assistance Fund.....	120,744.50	
Comptroller's Tax Clearance Fund.....	23,995.35	\$ 184,988.01
134-AW AWARDS:		
General Revenue Fund.....	\$ 19,284.81	
Available School Fund.....	6,428.27	
Comptroller's Tax Clearance Fund.....	2,002.70	\$ 27,715.78
134-O OTHER OCCUPATION TAXES:		
General Revenue Fund.....	\$ 118,013.62	
Available School Fund.....	39,337.88	
Vending Machine and Other Occupation Tax		
Enforcement Fund.....	6,000.00	
Comptroller's Tax Clearance Fund.....	2,385.00	\$ 165,736.50
134-V VENDING MACHINES:		
Available School Fund.....	\$ 153,639.59	
Vending Machine and Other Occupation Tax		
Enforcement Fund.....	10,000.00	
State Old Age Assistance Fund.....	460,918.77	
Comptroller's Tax Clearance Fund.....	19,058.43	\$ 643,616.79

REPORT OF COMPTROLLER

TABLE NO. 3—Continued

ANALYSIS OF CASH RECEIPTS

September 1, 1950, to August 31, 1951

Source From Which Cash was Received and the Funds to Which Cash was Credited

	Code, Source and Fund	Amount	Total
135	CIGARETTE TAX:		
	Available School Fund.....	\$ 5,537,446.30	
	Cigarette Tax Enforcement Fund.....	564,325.74	
	Omnibus Tax Clearance Fund.....	19,806,899.18	
	State Hospital & Special School Building Fund..	597,741.26	
	State Hospital Fund.....	6,785,908.39	\$33,292,320.87
137	TAX ON SALE OF OYSTERS, FISH:		
	Special Game and Fish Fund.....	\$	9.21
138	LIQUOR STAMP TAX:		
	Available School Fund.....	\$ 1,827,444.50	
	Liquor Act Enforcement Fund.....	749,315.02	
	Less Refunds.....	*49,951.48	
	Omnibus Tax Clearance Fund.....	6,410,304.93	
	State Hospital Fund.....	730,977.81	\$ 9,668,090.78
139	WINE STAMP TAX:		
	Available School Fund.....	\$ 137,497.77	
	Liquor Act Enforcement Fund.....	54,344.33	
	Less Refunds.....	*1,070.85	
	Omnibus Tax Clearance Fund.....	449,010.52	
	State Hospital Fund.....	54,999.10	\$ 694,780.87
141	HIGHWAY MOTOR FUEL TAX:		
	Available School Fund.....	\$21,610,131.94	
	State Highway Fund.....	43,220,263.98	
	County and Road District Highway Fund.....	21,610,131.94	
	Highway Motor Fuel Tax Fund.....	27,384,333.68	
	Less Refunds.....	*19,188,527.52	
	Highway Motor Fuel Tax Enforcement Fund...	1,047,378.46	
	Submerged Land Fund.....	83.38	\$95,683,795.86
142	ALE STAMP TAX:		
	Available School Fund.....	\$ 22,802.30	
	Liquor Act Enforcement Fund.....	8,786.03	
	Omnibus Tax Clearance Fund.....	85,016.17	
	State Hospital Fund.....	9,120.92	\$ 125,725.42
143	PRESCRIPTION TAX:		
	Available School Fund.....	\$ 39.05	
	Liquor Act Enforcement Fund.....	4.62	
	Less Refunds.....	*4.62	
	Omnibus Tax Clearance Fund.....	139.15	
	State Hospital Fund.....	15.62	\$ 193.82
145	FRANCHISE TAX, DOMESTIC:		
	General Revenue Fund.....	\$ 4,349,125.81	
	State Hospital Fund.....	322,251.65	\$ 4,671,377.46
146	FRANCHISE TAX, FOREIGN:		
	General Revenue Fund.....	\$ 4,712,041.44	
	State Hospital Fund.....	320,352.62	\$ 5,032,394.06
147	PENALTIES ON FRANCHISE TAX:		
	General Revenue Fund.....	\$ 117,371.48	
	State Hospital Fund.....	16,992.81	\$ 134,364.29
148	MOTOR VEHICLE SALES TAX:		
	Available School Fund.....	\$ 3,312,439.76	
	Omnibus Tax Clearance Fund.....	11,104,254.66	
	State Hospital Fund.....	1,324,975.90	\$15,741,670.32
149-A	RADIO SALES TAX:		
	General Revenue Fund.....	\$ 13,268.67	
	Available School Fund.....	162,541.10	
	Omnibus Tax Clearance Fund.....	556,257.96	\$ 732,067.73
149-B	COSMETICS SALES TAX:		
	General Revenue Fund.....	\$ 6,320.03	
	Available School Fund.....	77,420.30	
	Omnibus Tax Clearance Fund.....	287,597.10	\$ 371,337.43

TABLE NO. 3—Continued
ANALYSIS OF CASH RECEIPTS
September 1, 1950, to August 31, 1951

Source From Which Cash was Received and the Funds to Which Cash was Credited		
Code, Source and Fund	Amount	Total
149-C PLAYING CARDS SALES TAX:		
General Revenue Fund.....	\$ 642.55	
Available School Fund.....	7,871.27	
Omnibus Tax Clearance Fund.....	27,939.79	\$ 36,453.61
149 RADIO, COSMETICS, CARDS TAX:		
General Revenue Fund.....	\$ 1,993.81	
State Hospital Fund.....	110,354.60	\$ 112,348.41
151 INSURANCE MAINTENANCE TAX:		
Motor Vehicle Insurance Division Fund.....	\$ 62,343.79	
Fire Insurance Division Fund.....	460,580.11	
Compensation Insurance Division Fund.....	146,380.42	
Casualty Insurance Fund.....	77,541.46	
Title Insurance Fund.....	16,866.81	
Burial Association Rate Fund.....	6,225.34	\$ 769,937.93
153 BEER TAX:		
Available School Fund.....	\$ 1,001,172.67	
Liquor Act Enforcement Fund.....	388,462.04	
Less Refunds.....	*8,727.21	
Omnibus Tax Clearance Fund.....	3,529,598.51	
State Hospital Fund.....	400,469.07	\$ 5,310,975.08
161 MOTOR VEHICLE LICENSES:		
General Revenue Fund.....	\$ 1,689.00	
State Highway Fund.....	32,574,710.32	\$32,576,399.32
165 ELECTRIC COOPERATIVE LICENSE FEES:		
General Revenue Fund.....		\$ 933.00
166 TELEPHONE COOPERATIVE LICENSE FEES:		
General Revenue Fund.....		\$ 150.00
171 COMMERCIAL FISH AND OYSTER LICENSES:		
Special Game and Fish Fund.....		\$ 182,803.80
172 OTHER FISHING LICENSES:		
Special Game and Fish Fund.....		\$ 520,045.86
173 HUNTING AND SHOOTING LICENSES:		
Special Game and Fish Fund.....		\$ 733,588.60
174 OTHER LICENSES:		
General Revenue Fund.....	\$ 43,611.87	
Insurance Agents License Fund.....	76,077.00	
Operators and Chauffeurs License Fund.....	1,337,664.28	
Real Estate License Fund.....	214,356.75	
Liquefied Petroleum Gas Fund.....	785.39	
Recording Agents License Fund.....	10,202.00	\$ 1,682,697.29
TOTAL TAXES AND LICENSES.....		\$407,780,680.64
200—FEES AND PERMITS		
209 TRUCK AND AUTO SPECIAL PERMITS:		
State Highway Fund.....		\$ 540,881.84
211 CHARTER FEES, DOMESTIC:		
General Revenue Appropriated.....	\$ 15,730.00	
General Revenue Fund.....	298,464.59	
Mutual Assessments Insurance Fund.....	840.00	
Insurance Department Fee Fund.....	2,770.00	\$ 317,804.59
212 FOREIGN PERMITS AND CHARTERS:		
General Revenue Fund.....	\$ 134,521.42	
Insurance Department Fee Fund.....	3,210.00	
General Revenue Fund—Appropriated.....	1,240.00	\$ 138,971.42
213 PERMITS AND LICENSES:		
Texas Securities Act Fund.....		\$ 137,928.72
214 GROSS RECEIPTS PERMITS:		
General Revenue Fund.....		\$ 1,141.00

REPORT OF COMPTROLLER

TABLE NO. 3—Continued

ANALYSIS OF CASH RECEIPTS

September 1, 1950, to August 31, 1951

Source From Which Cash was Received and the Funds to Which Cash was Credited

	Code, Source and Fund	Amount	Total
215	PENALTIES ON PROOF OF FINAL SETTLEMENT; General Revenue Fund		\$ 1,195.00
216	PATENT FEES: General Revenue Fund		\$ 14,082.58
221	WEIGHTS AND MEASURE FEES: General Revenue Appropriated		\$ 4,273.00
222	NURSERY INSPECTION FEES: General Revenue Appropriated		\$ 51,404.50
222	VEGETABLE PLANTING INSPECTION FEES: Texas Vegetable Certification Fund		\$ 5,803.30
223	PURE BRED COTTONSEED INSPECTION FEES: Pure Bred Cottonseed Inspection Fund		\$ 26,054.48
224	FIELD SEED INSPECTION FEES: General Revenue Appropriated		\$ 36,072.05
226	CITRUS GRADING AND INSPECTION FEES: Citrus Fruit Inspection Fund	\$ 87,896.92	
	Texas Citrus Commission Fund	160,079.29	\$ 247,976.21
227	FEED TESTING FEES: A & M Pure Feed Fund	\$ 383,959.28	
	Less: Refunds	*778.09	\$ 383,181.19
229	BOILER INSPECTION FEES: Boiler Inspection Fund		\$ 43,126.89
231	EMPLOYMENT AGENCY FEES: General Revenue Appropriated		\$ 39,454.00
233	BEDDING PERMITS: General Revenue Appropriated		\$ 4,087.00
234	BEDDING STAMP SALES: General Revenue Appropriated		\$ 27,145.00
235	LIQUOR PERMITS: Omnibus Tax Clearance Fund	\$ 710,064.11	
	Liquor Act Enforcement Fund	2,839.96	
	Less: Refunds	*2,839.96	\$ 710,064.11
236	WINE AND BEER PERMITS: Omnibus Tax Clearance Fund	\$ 639,944.58	
	Liquor Act Enforcement Fund	2,564.50	
	Less: Refunds	*2,592.56	\$ 639,916.52
237	AGRICULTURAL INSECTICIDE REGISTRATION FEES: General Revenue Fund	\$ 5,784.00	
	2, 4-D License Fund	5,050.00	
	Herbicide Fund	9,888.83	\$ 20,722.83
237	LIVESTOCK REMEDIES REGISTRATION FEES: General Revenue Fund		\$ 9,940.00
238	CREDIT INSURANCE AGENTS FEES: General Revenue Fund		\$ 11,352.00
241	MOTOR FUEL TAX REFUND FILING FEES: General Revenue Appropriated		\$ 140,839.50
242	MOTOR CARRIER CERTIFICATE FEES: General Revenue Fund		\$ 280,057.72

REPORT OF COMPTROLLER

15

TABLE NO. 3—Continued
ANALYSIS OF CASH RECEIPTS
September 1, 1950, to August 31, 1951

Source From Which Cash was Received and the Funds to Which Cash was Credited

Code, Source and Fund	Amount	Total
245 EXAMINATION FEES:		
General Revenue Fund	\$ 82,970.98	
General Revenue Appropriated	215,965.88	
State Highway Fund	109.50	
Insurance Examiners Fund	262,053.27	
Natural and Casinghead Gas Audit Fund	3,950.00	
Recording Agents License Fund	11,939.00	\$ 576,988.63
246 FILING FEES:		
General Revenue Appropriated	\$ 98,028.20	
General Revenue Fund	30,908.06	
Mutual Assessment Fund	4,150.00	
Real Estate License Fund	273.00	
Insurance Department Fee Fund	19,195.00	
Comptroller's Tax Clearance Fund	1,503.00	
Cemetery Perpetual Care Fund	1,325.00	\$ 155,382.26
248 CIGARETTE TAX PERMITS:		
Available School Fund	\$ 89,651.74	
Omnibus Tax Clearance Fund	301,770.22	
Cigarette Tax Enforcement Fund	9,195.04	\$ 400,617.00
249 BOXING AND WRESTLING FEES:		
Boxing and Wrestling Enforcement Fund		\$ 8,816.94
251 CERTIFICATES AND COPIES OF DOCUMENTS:		
General Revenue Appropriated	\$ 32,725.66	
General Revenue Fund	67,233.29	
State Highway Fund	5,578.25	
Vital Statistics Fund	27,990.27	
Fire Insurance Fund	404.02	
Unemployment Compensation Administration Fund	148.00	
Insurance Examiners Fund	1.32	
Mutual Assessment Fund	843.00	
Insurance Fee Fund	6,013.60	
Casualty Insurance Fund	1,692.30	
Oil and Gas Enforcement Fund	296.93	
Real Estate License Fund	11.00	\$ 142,937.64
252 OFFICE FEES—OTHER:		
General Revenue Appropriated	\$ 10,843.00	
General Revenue Fund	90,138.52	
State Highway Fund	24,717.46	
Treasurer's Fiscal Agency Fund	3,717.46	
Insurance Department Fee Fund	63,760.00	
Real Estate License Fund	784.33	
Unemployment Compensation Administration Fund	291.00	\$ 194,251.77
271 FEES FOR SUPPORT OF ELEEMOSYNARY PATIENTS:		
Submerged Land Fund		\$ 2,549.49
281 PROFESSIONAL EXAMINATION AND REGISTRATION FEES:		
General Revenue Appropriated	\$ 29,500.63	
General Revenue Fund	691.09	
State Board of Barber Examiners Fund	89,855.00	
Medical Registration Fund	59,075.96	
Professional Engineers Fund	50,129.50	
Dental Registration Fund	36,795.00	
Hairdressers and Cosmetologists Fund	153,593.61	
Less: Refunds	*1,775.21	
Architects Registration Fund	15,200.20	
Chiropractors Examiners Fund	25,654.00	
Naturopathic Re-Registration Fund	2,620.00	
Basic Science Examiners Fund	13,135.00	\$ 434,474.78
291 MISCELLANEOUS FEES:		
General Revenue Appropriated	\$ 2.00	
General Revenue Fund	5,254.00	
State Highway Department	189.70	\$ 5,445.70

REPORT OF COMPTROLLER

TABLE NO. 3—Continued

ANALYSIS OF CASH RECEIPTS

September 1, 1950, to August 31, 1951

Source From Which Cash was Received and the Funds to Which Cash was Credited

	Code, Source and Fund	Amount	Total
295	CERTIFICATE OF TITLE FEES:		
	State Highway Fund.....		\$ 457,013.05
	TOTAL FEES AND PERMITS.....		<u>\$ 6,211,952.71</u>
	300—LAND SALES, RENTALS AND ROYALTIES		
312	PRINCIPAL ON LAND SALES:		
	Permanent Deaf and Dumb Institute Fund.....	\$ 1.50	
	Permanent Orphans Home Fund.....	24.14	
	Permanent School Fund.....	1,392,342.32	
	Permanent University Fund.....	244.80	
	Veterans Land Fund.....	1,396,320.96	\$ 2,788,933.72
321	SAND, SHELL AND GRAVEL SALES:		
	Available University Fund.....	\$ 4,158.25	
	Special Game and Fish Fund.....	640,535.75	
	Less: Refunds.....	*184,532.98	
	Permanent School Fund.....	10,516.66	\$ 470,677.68
332	MINERAL LEASE RENTALS AND BONUSES:		
	A & M Mineral Fund.....	\$ 5,205.38	
	General Revenue Fund.....	126,931.51	
	Permanent School Fund.....	5,222,852.03	
	State Park Development Fund.....	5,147.61	
	Permanent University Fund.....	8,312,345.49	\$13,672,482.02
334	GRAZING LEASE RENTALS:		
	General Revenue Fund.....	\$ 3,442.00	
	Available University Fund.....	472,626.02	
	Available School Fund.....	29,870.05	
	Permanent School Fund.....	20.00	
	Available Deaf & Dumb Institute Fund.....	280.00	
	State Parks Fund.....	700.00	
	V. D. Rapid Treatment Fund.....	101.10	
	A & M Mineral Fund.....	205.00	\$ 507,244.17
335	RENTALS, LAND AND BUILDINGS:		
	General Revenue Fund.....	\$ 6,871.00	
	State Highway Fund.....	4.99	
	State Parks Fund.....	1,000.00	
	Prison System Fund.....	140.00	
	Unemployment Compensation Administration Fund.....	2,116.77	
	Permanent School Fund.....	40.00	\$ 10,172.76
336	TOWNSITES AND OTHER EASEMENTS:		
	Available School Fund.....	\$ 5,261.07	
	Available University Fund.....	16,616.74	
	State Highway Fund.....	4,908.54	
	State Parks Fund.....	81.37	
	Texas Prison Fund.....	3,901.26	\$ 30,768.98
337	RENTALS ON PROSPECT PERMITS:		
	General Revenue Fund.....	\$ 1,778.30	
	Available School Fund.....	78,214.00	
	Available University Fund.....	46,500.00	\$ 126,492.30
338	TRANSFER AND RELINQUISHMENT FEES:		
	Available University Fund.....	\$ 2,547.91	
	General Revenue Fund.....	150.00	
	Available School Fund.....	85.60	
	Permanent School Fund.....	20.00	\$ 2,803.51
341	OIL AND GAS ROYALTIES:		
	General Revenue Fund.....	\$ 44,158.99	
	Permanent School Fund.....	8,594,883.86	
	Permanent University Fund.....	8,235,583.88	\$16,874,626.73
342	OTHER ROYALTIES:		
	Permanent School Fund.....		\$ 81.41
	TOTAL LAND SALES, RENTALS AND ROYALTIES....		<u>\$34,484,283.28</u>

REPORT OF COMPTROLLER

17

TABLE NO. 3—Continued

ANALYSIS OF CASH RECEIPTS

September 1, 1950, to August 31, 1951

Source From Which Cash was Received and the Funds to Which Cash was Credited

	Code, Source and Fund	Amount	Total
	400—SALE OF COMMODITIES AND PROPERTIES		
411	SALE OF COTTON: Prison Fund.....		\$ 736,332.76
412	SALE OF COTTONSEED: Prison Fund.....		\$ 170,819.60
420	SALE OF WOOD: Permanent School Fund.....		\$ 9,100.00
421	SALE OF FARM, DAIRY AND GARDEN PRODUCTS: Prison Funds.....		\$ 23,128.05
431	SALE OF LIVESTOCK AND POULTRY: Prison Funds..... Federal Venereal Disease Control Fund.....	\$ 84,380.29 294.00	\$ 84,674.29
432	SALE OF WOOL: Federal Venereal Disease Control Fund..... Prison Funds.....	\$ 348.58 371.64	\$ 720.22
433	SALE OF HIDES: General Revenue Fund..... Special Fish and Game Fund..... Prison Fund.....	\$ 4.50 120.31 33,402.90	\$ 33,527.71
445	SALE OF MANUFACTURED PRODUCTS: Prison Fund.....		\$ 326,325.68
451	SALE OF BOOKS, PAMPHLETS AND MAPS: General Revenue Appropriated..... General Revenue Fund..... State Textbook Fund..... Special Fish and Game Fund..... Fire Insurance Division Fund..... State Highway Fund..... Oil & Gas Enforcement Fund..... Real Estate License Fund..... Foundation School Fund..... Texas Citrus Commission Fund.....	\$ 4,052.65 2,674.44 89,560.99 16,253.41 3,024.30 16,955.32 604.50 657.35 2.50 1.50	\$ 133,786.96
452	SALE OF BOOKS ON EXCHANGE: State Textbook Fund.....		\$ 93,377.21
461	SALES, MACHINERY AND EQUIPMENT: General Revenue Fund Appropriated..... General Revenue Fund..... State Highway Fund..... Game and Fish Fund..... Available University Fund..... Fire Insurance Fund..... Unemployment Compensation Administration..... U. S. Public Health Service Fund..... Medical Registration Fund..... Professional Engineers Fund..... Highway Motor Fuel Tax Enforcement Fund..... State Parks Fund..... Texas Prison Fund..... Oil & Gas Enforcement Fund..... Gas Utilities Fund..... Liquor Act Enforcement Fund..... Operators & Chauffeurs License Fund..... Federal Public Welfare Administration Fund..... Federal Adult Blind Fund..... State Hospital Fund.....	\$ 72,163.59 4.50 132,123.59 2,560.06 1,330.05 1,267.18 50.00 2,529.78 25.00 45.00 698.68 901.59 400.00 29,580.12 86.72 4,055.82 8,115.68 1,250.75 152.21 1,474.70	\$ 258,815.02
471	MISCELLANEOUS SALES: General Revenue Fund Appropriated..... General Revenue Fund..... State Textbook Fund..... State Highway Fund..... Unemployment Compensation Administration..... Federal Old Age Assistance Fund..... U. S. Public Health Service Fund.....	\$ 26,318.35 948.93 5,167.70 28,648.59 657.50 2.62 18.00	

REPORT OF COMPTROLLER

TABLE NO. 3—Continued

ANALYSIS OF CASH RECEIPTS

September 1, 1950, to August 31, 1951

Source From Which Cash was Received and the Funds to Which Cash was Credited

	Code, Source and Fund	Amount	Total
471	MISCELLANEOUS SALES:—Continued		
	State Parks Fund.....	\$ 148.39	
	Texas Prison Fund.....	4,755.14	
	Federal Public Welfare Administration Fund.....	2.62	
	Federal Tuberculosis Control Fund.....	119.70	
	Veterans Education Fund.....	63.36	
	Foundation School Fund.....	13.10	
	Submerged Land Fund.....	100.00	\$ 66,964.00
	TOTAL, SALES COMMODITIES AND PROPERTIES.....		\$ 1,937,571.50
	500—COURT COSTS, FINES AND SUIT SETTLEMENTS		
511	COURT COSTS:		
	General Revenue Fund Appropriated.....	\$ 1,087.85	
	General Revenue Fund.....	31,562.54	
	Special Game and Fish Fund.....	6,822.20	
	Unemployment Compensation Administration Fund.....	2,290.96	\$ 41,763.55
521	FINES:		
	General Revenue Fund.....	\$ 108,829.89	
	State Textbook Fund.....	8,467.01	
	Special Game and Fish Fund.....	84,957.41	
	Medical Registration Fund.....	14.00	
	Boxing and Wrestling Fund.....	664.15	
	Dental Registration Fund.....	210.00	
	Architects Registration Fund.....	100.00	
	T E C Special Administration Fund.....	191,707.09	
	Less: Refunds.....	*15,056.05	
	Less: Refunds Paid out Benefit Fund 87.....	*242.93	
	Texas Citrus Commission Fund.....	8.20	
	Professional Engineers Fund.....	1,368.00	381,026.77
522	CONFISCATIONS:		
	Liquor Board Confiscation Fund.....		\$ 134,881.09
541	JUDGEMENTS COLLECTED:		
	Submerged Land Fund.....	\$ 11,885.00	
	General Revenue Fund.....	83,750.00	\$ 95,635.00
	TOTAL COURT COSTS, FINES AND SUIT SETTLEMENTS..		\$ 653,306.41
	600—INTEREST AND PENALTIES		
611	INTEREST ON STATE DEPOSITS:		
	All Funds (See Individual Fund Tables).....	\$ 154,163.24	
	Less: Refunds to Federal Government.....	*1,042.37	\$ 153,120.87
612	INTEREST ON COUNTY DEPOSITS:		
	General Revenue Fund.....	\$ 80.93	
	Available School Fund.....	94.39	
	Confederate Pension Fund.....	5.37	
	College Building Fund.....	13.48	\$ 194.17
614	INTEREST ON FEDERAL DEPOSITS:		
	T E C Trust Fund in Federal Treasury.....		\$ 4,936,599.18
621	INTEREST ON CITY, COUNTY AND DISTRICT BONDS:		
	Available School Fund.....	\$ 1,748,706.53	
	Available University Fund.....	310,705.39	
	Available Lunatic Asylum Fund.....	696.25	
	Available Deaf and Dumb Institute Fund.....	1,421.25	
	Available Blind Institute Fund.....	1,800.00	
	Available Orphans Home Fund.....	1,928.76	\$ 2,065,258.18
622	INTEREST ON STATE BONDS:		
	Available Orphans Home Fund.....	\$ 1,090.00	
	Available Lunatic Asylum Fund.....	4,515.00	
	Available University Fund.....	22,686.00	
	Available Deaf and Dumb Institute Fund.....	3,595.00	
	Available School Fund.....	29,790.00	
	Available Blind Institute Fund.....	5,150.00	\$ 66,736.00

TABLE NO. 3—Continued

ANALYSIS OF CASH RECEIPTS

September 1, 1950, to August 31, 1951

Source From Which Cash was Received and the Funds to Which Cash was Credited

	Code, Source and Fund	Amount	Total
624	INTEREST ON U. S. GOVERNMENT BONDS:		
	Available School Fund	\$ 2,294,433.37	
	State Highway Fund	56,250.00	
	Available University Fund	2,271,029.80	
	Available Lunatic Asylum Fund	58.75	
	Available Deaf & Dumb Institute Fund	575.00	
	Available Blind Institute Fund	138.75	
	Available Orphans Home Fund	115.00	
	A & M Mineral Fund	617.50	
	Endowment Fund, Medical Branch of U. of T.	177.50	
	Veterans Land Fund	56,250.00	\$ 4,679,645.67
631	INTEREST ON LAND SALES:		
	Available School Fund	\$ 382,793.13	
	Available University Fund	109.29	
	Available Deaf and Dumb Institute Fund	25.23	
	Available Orphans Home Fund	81.14	
	Veterans Land Board	460,020.28	\$ 843,029.07
641	ACCRUED INTEREST ON BONDS ISSUED:		
	Veterans Land Fund	\$ 82.20	
	Sul Ross State College Fund	762.68	
	Texas Western College Interest and Sinking Fund	2,738.16	\$ 3,583.04
651	INTEREST AND PENALTY ON DELINQUENT PAYMENTS:		
	Available School Fund	\$ 2,100.27	
	Cigarette Tax Enforcement Fund	120.23	
	Omnibus Tax Clearance Fund	6,893.16	\$ 9,113.66
653	INTEREST ON DELAYED PAYMENTS:		
	Available School Fund	\$ 1,528.24	
	Available University Fund	222.95	\$ 1,751.19
	TOTAL INTEREST AND PENALTIES		\$12,759,031.03
	700—MISCELLANEOUS REVENUES		
711	ESCHEATED ESTATES:		
	General Revenue Fund		\$ 196.29
721	DAMAGES COLLECTED:		
	General Revenue Fund Appropriated	\$ 373.79	
	General Revenue Fund	2,311.49	
	State Highway Fund	36,237.52	
	Game and Fish Fund	184.92	
	Available University Fund	8.54	
	Boiler Inspection Fund	52.63	
	Compensation Insurance Fund	14.22	
	Maternal and Child Health Fund	29.35	
	County and Road District Highway Fund	2.85	
	Highway Motor Fuel Tax Enforcement Fund	99.57	
	State Parks Fund	40.50	
	Cigarette Tax Enforcement Fund	260.46	
	Texas Prison Fund	403.94	
	Oil and Gas Enforcement Fund	142.25	
	Gas Utilities Fund	14.22	
	Operators & Chauffeurs License Fund	418.75	
	Federal Cancer Control Fund	72.56	
	V. D. Rapid Treatment Fund	497.05	
	State Hospital Fund	16.65	\$ 41,181.26
722	FORFEITURES:		
	Boxing and Wrestling Fund		\$ 191.00
723	INSURANCE COLLECTED:		
	State Highway Fund	\$ 6,183.62	
	Available University Fund	1,462.73	\$ 7,646.35
731	REFUNDS TO APPROPRIATIONS:		
	General Revenue Fund	\$ 14,059.32	
	Various Funds (See Individual Tables)	1,927.59	\$ 15,986.91
733	OTHER REFUNDS:		
	Various Funds (See Individual Tables)		\$ 251,071.29

REPORT OF COMPTROLLER

TABLE NO. 3—Continued

ANALYSIS OF CASH RECEIPTS

September 1, 1950, to August 31, 1951

Source From Which Cash was Received and the Funds to Which Cash was Credited

	Code, Source and Fund	Amount	Total
761	ADVERTISING SOLD: Game and Fish Fund.....		\$ 572.91
771	MISCELLANEOUS COLLECTIONS: General Revenue Fund..... State Highway Fund..... Highway Light Test Fund..... Game and Fish Fund..... Texas Prison Fund.....	\$ 574.33 21,001.58 2,950.00 13,883.65 24.91	\$ 38,434.47
772	AMORTIZATION OF PREMIUM AND DISCOUNT: Permanent School Fund..... Permanent University Fund.....	\$ 327,263.91 167,945.90	\$ 495,209.81
773	PREMIUM ON BONDS SOLD: Available University Fund.....		\$ 459,998.26
774	DISCOUNT EARNED ON BONDS: Available School Fund.....		\$ 1,151.22
783	UNCLASSIFIED RECEIPTS: General Revenue Local Funds..... State Parks Fund.....	\$ 2,088,241.85 68,125.26	\$ 2,156,367.11
	TOTAL MISCELLANEOUS REVENUES.....		\$ 3,468,006.88
800—COUNTY, FEDERAL AND OTHER AID			
811	COUNTY AID—HIGHWAY CONSTRUCTION: State Highway Fund.....		\$ 6,239,119.77
812	COUNTY AID—HIGHWAY MAINTENANCE: State Highway Fund.....		\$ 18,174.34
821	FEDERAL AID, HIGHWAYS: State Highway Fund.....		\$21,171,143.05
822	FEDERAL AID, OTHER: General Revenue Fund—Approval Agency..... General Revenue Fund—Terrell State Hospital..... Smith Hughes Fund..... Game and Fish Fund..... Federal Crippled Children Fund..... Maternal and Child Health Fund..... Unemployment Compensation Administration Fund..... Federal Old Age Assistance Fund..... U. S. Public Health Service Fund..... Child Welfare Service Fund..... Federal Rehabilitation Fund..... George Barden Fund..... Federal Venereal Disease Control Fund..... Federal Public Welfare Administration Fund..... Federal Blind Assistance Fund..... Federal Children Assistance Fund..... Federal Adult Blind Fund..... Federal Tuberculosis Fund..... Veterans Educational Fund..... Less: Refunds..... Federal School Lunch Fund..... Less: Refunds..... Federal Hospital Survey and Planning..... Federal Mental Health Fund..... Water Pollution Control Fund..... V. D. Rapid Treatment Fund..... Federal Heart Disease Control Fund..... Federal Survey and School Construction Fund..... Federal Cancer Control Fund.....	\$ 125,804.77 243,526.73 350,978.47 98,229.85 458,416.13 603,406.57 6,274,937.63 57,277,336.84 618,544.00 304,359.25 718,850.35 526,454.75 372,180.00 2,978,978.60 1,700,207.40 7,903,164.47 152,328.52 173,308.00 11,909,863.79 *31,261.63 4,048,347.00 *88,263.67 9,574,253.31 132,001.00 51,250.00 242,050.00 17,031.00 21,881.00 125,134.00	\$106,883,298.13
831	DONATIONS AND GRANTS: General Revenue Fund..... Federal Crippled Children Fund..... General Education Board Fund.....	\$ 85,868.58 35.00 5,700.00	

REPORT OF COMPTROLLER

21

TABLE NO. 3—Continued

ANALYSIS OF CASH RECEIPTS

September 1, 1950, to August 31, 1951

Source From Which Cash was Received and the Funds to Which Cash was Credited

	Code, Source and Fund	Amount	Total
831	DONATIONS AND GRANTS:—Continued		
	Less: Refunds.....	\$ *5.50	
	Southern Education Board Fund.....	6,270.00	\$ 97,868.08
	TOTAL COUNTY, FEDERAL AND OTHER AID.....		<u>\$134,409,603.37</u>
	900—OTHER REVENUE RECEIPTS		
951	EMPLOYERS CONTRIBUTIONS:		
	Unemployment Compensation Clearance.....	\$20,418,537.19	
	Less: Refunds.....	*42,242.25	
	Less: Refunds Paid out of Benefit Fund.....	*1,346,645.70	\$19,029,649.24
	TOTAL REVENUE RECEIPTS.....		<u>\$620,734,085.06</u>
	900—NON-REVENUE RECEIPTS		
902	RESALE OF U. S. GOVERNMENT BONDS:		
	Permanent University Fund.....		\$12,585,600.00
911	REDEMPTION OF CITY, COUNTY AND DISTRICT BONDS:		
	Available School Fund.....	\$ 485.00	
	Permanent School Fund.....	3,281,740.51	
	Permanent University Fund.....	332,250.00	
	Permanent Lunatic Asylum Fund.....	6,500.00	
	Permanent Orphans Home Fund.....	6,000.00	\$ 3,626,975.51
912	REDEMPTION OF STATE BONDS:		
	Permanent School Fund.....		\$ 1,000,000.00
914	REDEMPTION OF U. S. GOVERNMENT BONDS:		
	State Highway Fund.....	\$ 5,000,000.00	
	Permanent School Fund.....	12,698,848.78	\$17,698,848.78
952	MISCELLANEOUS NON-REVENUE RECEIPTS:		
	General Revenue Fund.....	\$ 62,060.12	
	Unemployment Compensation Administration Fund.....	25,098.94	
	County and Road District Highway Fund.....	15,779,808.32	
	Teacher Saving Fund—T R S.....	11,123,945.10	
	State Membership Accumulation Fund—T R S.....	6,884,107.18	
	Prior Service Annuity Reserve Fund—T R S.....	4,174,304.40	
	Interest Fund—T R S.....	2,369,489.32	
	State Membership Annuity Reserve Fund—TRS	5,982.32	
	Expense Fund—T R S.....	91,888.00	
	Employees Saving Fund—S E R S.....	2,825,733.46	
	State Membership Accumulation Fund—SERS.	1,510,249.66	
	Membership Annuity Reserve Fund—S E R S..	304.71	
	Prior Service Annuity Reserve Fund—S E R S..	1,570,299.89	
	Interest Fund—S E R S.....	263,867.23	
	Expense Fund—S E R S.....	56,574.00	
	A & M Workmen's Compensation Fund.....	5,495.52	\$46,749,208.17
952	AMOUNTS DEDUCTED FROM REVENUE RECEIPTS LISTED ABOVE TO COVER REFUNDS AND REPAYMENTS:		
	Liquor Tax Refunds.....	\$ 49,951.48	
	Wine Tax Refunds.....	1,070.85	
	Highway Motor Fuel Tax Refunds.....	19,188,527.52	
	Prescription Tax Refunds.....	4.62	
	Beer Tax Refunds.....	8,727.21	
	A & M Feed Test Fees Refunded.....	778.09	
	Liquor Permits Refunded.....	2,839.96	
	Wine and Beer Permits Refunded.....	2,592.56	
	Refunds of Professional Examination Fees.....	1,775.21	
	Refunds on Sales of Sand, Shell and Gravel.....	184,532.98	
	Refunds of Fines, T E C.....	15,298.98	
	Depository Interest Repaid U. S. Government..	1,012.37	
	Unexpended Balance Refunded U. S. Government	119,525.30	
	Unexpended Balance Refunded to Donors.....	5.50	
	Employers Contributions Refunded.....	1,388,887.95	\$20,965,560.58
	TOTAL NON-REVENUE RECEIPTS.....		<u>\$102,626,193.04</u>
	TOTAL CASH RECEIPTS.....		<u>\$723,360,278.10</u>

*Indicates Minus.

REPORT OF COMPTROLLER

TABLE NO. 4
EXPENDITURES

September 1, 1950 to August 31, 1951

Statement of Expenditures in Support of the State Government and Its Institutions Grouped
by Major Functions, Showing the Funds From Which the Payments Were Made.

Function, Department and Fund	Amount
LEGISLATIVE: (All General Revenue Fund)	
Senate	\$ 469,310.33
House of Representatives	797,923.65
Texas Legislative Council	72,582.72
Legislative Budget Committee	38,774.99
Committee for Study of Water Laws of State	15,771.12
Commission for Revision and Recodifying Election Laws	2,657.45
Legislative Committee, Miscellaneous	724.45
Total Legislative	\$ 1,397,744.71
JUDICIAL: (All General Revenue Fund)	
Appellate Court Reports	\$ 3,998.71
Supreme Court of Texas	185,514.52
Court of Criminal Appeals	88,744.33
States Attorney	10,810.56
Court of Civil Appeals:	
First District, Galveston	41,359.53
Second District, Fort Worth	40,614.63
Third District, Austin	40,381.06
Fourth District, San Antonio	41,506.02
Fifth District, Dallas	41,648.85
Sixth District, Texarkana	41,666.96
Seventh District, Amarillo	40,361.99
Eighth District, El Paso	41,547.09
Ninth District, Beaumont	41,784.75
Tenth District, Waco	41,581.08
Eleventh District, Eastland	41,699.64
Judiciary Section, Comptroller's Department	2,161,758.82
Total Judicial	\$ 2,904,978.54
EXECUTIVE AND ADMINISTRATIVE:	
Governor's Office, General Revenue Fund	\$ 144,362.31
Attorney General's Department:	
General Revenue Fund	389,591.47
Submerged Land Fund—234	17,903.13
State Board of Control:	
General Revenue Fund	733,445.87
Cigarette Tax Enforcement Fund 66	83,299.98
State Comptroller of Public Accounts:	
General Revenue Fund	923,309.02
Vending Machine Enforcement Fund 24	15,504.35
Motor Fuel Enforcement Fund 61	502,795.58
Cigarette Tax Enforcement Fund 66	355,789.61
Natural and Casinghead Gas Audit Fund 73	3,230.38
General Land Office—General Revenue Fund	312,856.00
Texas State Library—General Revenue Fund	142,938.08
Secretary of State:	
General Revenue Fund	153,492.52
Securities Act Fund 84	43,144.12
State Auditor—General Revenue Fund	384,279.43
State Treasury Department:	
General Revenue Fund	202,231.62
Treasury Fiscal Agency Fund 100	709.83
Board for Leasing State Lands—General Revenue Fund	846.03
Board of County and District Indebtedness:	
County and Road District Highway Fund 57	52,458.35
State Commission for the Blind—General Revenue Fund	118,530.37
Good Neighbor Commission—General Revenue Fund	16,476.51
Veterans Land Board:	
General Revenue Fund	89,581.55
Total Executive and Administrative	\$ 4,686,776.11
PROTECTION TO PERSONS AND PROPERTY:	
Adjutant General's Department—General Revenue Fund	\$ 616,084.70
Veterans Affairs Commission—General Revenue Fund	364,061.11
Department of Public Safety:	
General Revenue Fund	823,584.13
Operators and Chauffeurs License Fund 99	1,491,560.02

TABLE NO. 4—Continued
EXPENDITURES

September 1, 1950 to August 31, 1951

Statement of Expenditures in Support of the State Government and Its Institutions Grouped by Major Functions, Showing the Funds From Which the Payments Were Made.

Function, Department and Fund	Amount
PROTECTION TO PERSONS AND PROPERTY:—Continued	
State Highway Fund 6	\$ 2,839,890.29
Texas National Guard Armory Board:	
General Revenue Fund	459,477.62
Total Protection to Persons and Property	\$ 6,594,657.87
REGULATION OF BUSINESS AND INDUSTRY:	
Texas Real Estate Commission—Real Estate License Fund	\$ 86,419.23
State Banking Department:	
General Revenue Fund	237,135.61
Cemetery Perpetual Care Fund 168	200.00
Bureau of Labor Statistics:	
General Revenue Fund	92,458.01
Boiler Inspection Fund 12	49,445.33
Boxing and Wrestling Fund 70	20,253.75
Oil and Gas Enforcement Fund 79	13,777.27
Industrial Accident Board—General Revenue Fund	126,673.44
Board of Insurance Commissioners:	
General Revenue Fund	151,856.06
Motor Vehicle Insurance Fund 10	80,364.88
Fire Insurance Fund 13	331,760.46
Compensation Insurance Fund 14	110,024.26
Insurance Examiners Fund 54	342,842.93
Insurance Agents License Fund 85	58,044.96
Recording Agents License Fund 124	24,610.31
Casualty Insurance Fund 161	56,455.83
Title Insurance Fund 162	8,280.83
Burial Association Rate Fund 180	5,829.70
Railroad Commission:	
General Revenue Fund	346,134.46
Oil and Gas Enforcement Fund 79	955,993.91
Gas Utilities Fund 82	73,035.61
Texas Liquor Control Board:	
Liquor Board Confiscation Fund 67	60,807.48
Liquor Act Enforcement Fund 97	1,144,532.05
Board of Registration for Professional Engineers:	
Professional Engineers Fund 56	31,786.64
Board of Architectural Examiners:	
Architects Registration Fund 109	8,426.36
Interstate Compact Commission:	
Oil and Gas Enforcement Fund 79	35,774.53
State Aeronautic Commission—General Revenue Fund	28,298.66
Total Regulation of Business and Industry	\$ 4,481,222.56
CONSERVATION OF HEALTH AND SANITATION:	
State Health Department:	
General Revenue Fund	\$ 1,809,378.09
Vital Statistics Fund 19	19,386.84
Federal Crippled Children Fund 20	463,576.00
Maternal and Child Health Fund 22	577,645.05
U. S. Public Health Fund 36	730,742.88
Federal Venereal Disease Control Fund 110	432,585.40
Federal Tuberculosis Control Fund 147	203,433.73
Federal Cancer Control Fund 181	152,547.27
Federal Hospital Survey Planning Fund 182	9,565,052.75
Federal Mental Health Fund 183	148,555.11
Water Pollution Control Fund 221	43,711.58
V. D. Rapid Treatment Centers Fund 222	276,666.48
Federal Heart Disease Fund 227	5,017.33
State Board of Barber Examiners:	
Barber Examiners Fund 40	88,629.39
State Board of Medical Examiners:	
Medical Registration Fund 55	20,859.97
State Board of Dental Examiners:	
Dental Registration Fund 86	34,741.27
State Board of Hairdressers and Cosmetologists:	
Cosmetologists and Hairdressers Fund 88	175,526.64
State Cancer Hospital and Division of Cancer Research:	
State Hospital Fund 233	1,119,704.83
General Revenue Fund	1,713,442.90
State Board of Chiropractic Examiners:	
Chiropractor Examiners Fund 140	22,604.40

TABLE NO. 4—Continued

EXPENDITURES

September 1, 1950 to August 31, 1951

Statement of Expenditures in Support of the State Government and Its Institutions Grouped by Major Functions, Showing the Funds From Which the Payments Were Made.

Function, Department and Fund	Amount
CONSERVATION OF HEALTH AND SANITATION:—Continued	
State Basic Science Examiners Board:	
Basic Science Examiners Fund 220.....	\$ 11,421.15
Total Conservation of Health and Sanitation.....	\$17,615,229.06
DEVELOPMENT AND CONSERVATION OF NATURAL RESOURCES:	
State Department of Agriculture:	
General Revenue Fund.....	\$ 455,466.48
Pure Bred Cottonseed Inspection Fund 30.....	27,333.91
Citrus Fruit Inspection Fund 92.....	84,241.57
2 4-D License Fund 192.....	4,722.94
Texas Vegetable Certification Fund 208.....	5,822.58
Herbicide Fund 264.....	1,247.28
Board of Water Engineers—General Revenue Fund.....	243,428.49
Game, Fish and Oyster Commission:	
Special Game Fund 9.....	2,364,914.16
Livestock Sanitary Commission—General Revenue Fund.....	497,659.12
Texas Agricultural Experiment Stations:	
General Revenue Fund.....	1,152,018.82
A & M Forestry Service—General Revenue Fund.....	380,117.68
A & M Rodent Control Service—General Revenue Fund.....	51,402.31
A & M Pure Feed Fund 58.....	348,561.94
Rio Grande Compact Commission—General Revenue Fund.....	7,373.17
State Soil Conservation Board—General Revenue Fund.....	2,466,577.31
Cotton Research Committee—General Revenue Fund.....	152,311.30
Pecos River Compact Commission—General Revenue Fund.....	44,342.42
Upper Red River Flood Control District—General Revenue Fund.....	3,925.01
Texas Citrus Commission:	
Texas Citrus Fund 223.....	124,123.73
Texas Agricultural Experiment Station:	
A & M College Experiment Station No. 15 Citrus Fund 224.....	21,146.66
Texas College of Arts and Industries:	
Texas College of Arts and Industries Citrus Fund 225.....	32,573.63
Interstate Compact Commission—General Revenue Fund.....	6,418.40
Total Development and Conservation of Natural Resources....	\$ 8,478,728.91
HIGHWAYS AND ROAD DEBTS:	
State Highway Department:	
State Highway Fund 6.....	\$130,556,143.01
Board of County and District Indebtedness:	
County and Road District Highway Fund 57.....	6,267,639.45
Total Highways and Road Debts.....	\$136,823,782.46
ELEEMOSYNARY AND CORRECTIONAL:	
State Orphans Home:	
General Revenue Fund.....	\$ 131,461.29
State Hospital Fund.....	444,154.36
Waco State Home:	
General Revenue Fund.....	39,468.57
State Hospital Fund.....	283,845.03
Texas Blind, Deaf and Orphans School:	
General Revenue Fund.....	8,406.56
State Hospital Fund.....	199,319.30
Texas State Hospitals and Special Schools Board:	
General Revenue Fund.....	213,842.51
State Hospital Fund.....	42,893.79
Texas Confederate Home:	
General Revenue Fund.....	43,336.47
State Hospital Fund.....	458,773.93
Confederate Women's Home:	
General Revenue Fund.....	25,706.16
Hospital Special School Building Fund.....	100,899.55
State Hospital Fund.....	58,349.94
Alabama-Coushatti Indian Agency:	
General Revenue Fund.....	1,384.53
State Hospital Fund.....	37,133.83
School for Cerebral Palsied:	
General Revenue Fund.....	96,916.96
State Hospital Fund.....	206,891.66

TABLE NO. 4—Continued

EXPENDITURES

September 1, 1950 to August 31, 1951

Statement of Expenditures in Support of the State Government and Its Institutions Grouped by Major Functions, Showing the Funds From Which the Payments Were Made.

Function, Department and Fund	Amount
ELEEMOSYNARY AND CORRECTIONAL:—Continued	
East Texas Tuberculosis Sanatorium:	
General Revenue Fund	\$ 134,294.30
State Hospital Fund	779,348.38
Weaver H. Baker Tuberculosis Sanatorium:	
General Revenue Fund	113,090.23
Hospital Special School Building Fund	107,897.53
State Hospital Fund	1,084,244.35
McKnight State Sanatorium:	
General Revenue Fund	146,858.04
Hospital Special School Building Fund	119,738.87
State Hospital Fund	948,952.38
Mexia State School:	
General Revenue Fund	71,751.09
Hospital Special School Building Fund	340,819.74
State Hospital Fund	853,979.33
Kerrville State Sanatorium:	
General Revenue Fund	974.41
State Hospital Fund	93,076.55
State Dairy and Hog Farm:	
General Revenue Fund	18,456.44
Abilene State Hospital:	
General Revenue Fund	142,712.22
Hospital Special School Building Fund	353,090.96
State Hospital Fund	987,559.43
Austin State Hospital:	
General Revenue Fund	829,748.59
State Hospital Fund	1,975,341.71
Austin State School:	
General Revenue Fund	177,467.39
State Hospital Fund	1,284,382.85
Austin State School Farm Colony:	
General Revenue Fund	86,246.03
State Hospital Fund	337,924.61
Rusk State Hospital:	
General Revenue Fund	187,414.25
State Hospital Fund	1,565,649.73
San Antonio State Hospital:	
General Revenue Fund	555,396.34
Hospital Special School Building Fund	49,963.51
State Hospital Fund	1,844,542.39
Terrell State Hospital:	
General Revenue Fund	953,307.47
Hospital Special School Building Fund	474,756.18
State Hospital Fund	1,504,548.66
Wichita Falls State Hospital:	
General Revenue Fund	277,003.41
Hospital Special School Building Fund	264,387.38
State Hospital Fund	1,861,533.31
Big Spring State Hospital:	
General Revenue Fund	99,679.39
State Hospital Fund	437,693.20
Gatesville State School for Boys:	
General Revenue Fund	79,473.86
State Hospital Fund	469,625.44
Gainesville State School For Girls:	
General Revenue Fund	26,180.66
State Hospital Fund	223,125.91
Brady State School:	
General Revenue Fund	6,813.54
State Hospital Fund	133,254.21
State Youth Development Council:	
General Revenue Fund	170,012.53
State Hospital Fund	220,960.88
Texas Prison System:	
General Revenue Fund	3,656,608.75
Texas Prison Fund 75	1,614,466.53
Board of Pardons and Paroles—General Revenue Fund	56,537.55
Total Eleemosynary and Correctional	<u>\$30,113,674.95</u>

TABLE NO. 4—Continued

EXPENDITURES

September 1, 1950 to August 31, 1951

Statement of Expenditures in Support of the State Government and Its Institutions Grouped by Major Functions, Showing the Funds From Which the Payments Were Made.

Function, Department and Fund	Amount
SUPPORT OF FREE SCHOOLS AND VOCATIONAL EDUCATION:	
Texas Education Agency:	
General Revenue Fund	\$ 3,576,885.14
Available School Fund 2	94,003,352.50
State Textbook Fund 3	6,440,609.75
Federal School Lunch Fund 171	4,034,738.21
Foundation School Fund 193	60,869,813.81
General Educational Fund 235	5,821.02
Southern Education Foundation School Fund 236	5,781.88
Federal Survey and School Construction Fund 238	18,807.09
Vocational Education:	
Smith Hughes Fund 4	111,957.05
Federal Rehabilitation Fund 42	754,680.86
George Barden Fund 43	784,005.43
Veterans Education Fund 169	12,287,185.82
State Commission for the Blind:	
Federal Adult Blind Fund 141	155,971.41
Total Support of Free Schools and Vocational Education	\$183,049,609.97
HIGHER EDUCATION:	
University of Texas:	
General Revenue Fund:	
Main University	\$ 4,899,851.55
Medical Branch—Dallas	553,844.17
Medical Branch—Galveston	3,417,365.26
Texas Western College	740,985.57
Texas Western College Interest and Sinking Fund 216	97,216.24
College of Dentistry	502,677.32
Available University Fund 11	1,603,874.87
Endowment Fund 46	178.10
University of Texas Interest and Sinking Fund 211	587,750.00
Agricultural and Mechanical College:	
General Revenue Fund:	
Main College	2,997,011.79
Extension Service	700,558.21
Firemen's Training School	31,826.50
A & M College Interest and Sinking Fund 212	293,875.00
A & M College Available Fund 47	33,179.64
A & M College Mineral Fund 125	232.94
Tarlton State College:	
General Revenue Fund 1	364,961.58
Tarlton State College Interest and Sinking Fund 218	119,865.50
Arlington State College:	
General Revenue Fund 1	586,233.45
Arlington State College Interest and Sinking Fund 219	126,007.50
Prairie View A & M College:	
General Revenue Fund	816,727.13
Prairie View A & M Interest and Sinking Fund 217	113,936.50
Lamar State College of Technology:	
General Revenue Fund	580,561.21
Texas State College for Women:	
General Revenue Fund 1	1,226,689.02
T S C W Interest and Sinking Fund 215	239,919.24
Texas College of Arts and Industries:	
General Revenue Fund	763,092.44
Texas College of Arts and Industries Fund 197	21,334.75
A & I Interest and Sinking Fund 213	97,279.00
Texas Technological College:	
General Revenue Fund 1	1,905,156.13
Texas Tech Bond Retirement Fund 229	339,470.40
East Texas State College:	
General Revenue Fund 1	998,262.54
East Texas State College Fund 200	36,379.81
North Texas State College:	
General Revenue Fund 1	1,795,653.70
North Texas State College Interest & Sinking Fund 214	262,819.50
Sam Houston State College:	
General Revenue Fund 1	940,907.93
Sam Houston State College Fund 202	24,909.76
Southwest Texas State College:	
General Revenue Fund 1	704,560.59
Southwest Texas State College Fund 203	30,447.81

TABLE NO. 4—Continued

EXPENDITURES

September 1, 1950 to August 31, 1951

Statement of Expenditures in Support of the State Government and Its Institutions Grouped by Major Functions, Showing the Funds From Which the Payments Were Made.

Function, Department and Fund	Amount
HIGHER EDUCATION:—Continued	
Stephen F. Austin State College:	
General Revenue Fund 1.....	\$ 596,685.27
Sul Ross State College:	
General Revenue Fund 1.....	365,470.41
Sul Ross State College Fund 205.....	9,662.57
West Texas State College:	
General Revenue Fund 1.....	680,813.67
Texas Southern University:	
General Revenue Fund 1.....	1,667,404.80
Teachers Colleges Board of Regents:	
General Revenue Fund.....	11,285.19
Interest and Sinking Fund 228.....	671,404.94
Total Higher Education.....	<u>\$32,558,329.50</u>
ELEEMOSYNARY EDUCATION:	
Texas School for the Blind:	
General Revenue Fund.....	\$ 22,731.04
Hospital Special School Building Fund.....	73,648.80
State Hospital Fund.....	270,067.04
Texas School for the Deaf:	
General Revenue Fund.....	95,452.55
Hospital Special School Building Fund.....	35,551.96
State Hospital Fund.....	578,075.84
Total Eleemosynary Education.....	<u>\$ 1,075,527.23</u>
STATE COST, TEACHERS RETIREMENT:	
Omnibus Tax Fund.....	<u>\$10,998,269.53</u>
PARKS, MONUMENTS AND MUSEUMS:	
Texas Memorial Museum:	
General Revenue Fund.....	\$ 38,448.68
State Parks Board:	
General Revenue Fund.....	308,036.11
Special Park Fund 64.....	78,790.25
Historical Parks:	
General Revenue Fund.....	34,128.94
Total Parks, Monuments and Museums.....	<u>\$ 459,403.98</u>
PUBLIC WELFARE: (Pensions and Benefits)	
Department of Public Welfare:	
General Revenue Fund.....	\$ 2,181,181.52
State Old Age Assistance Fund 27.....	30,998,096.85
Federal Old Age Assistance Fund 28.....	56,807,769.10
Child Welfare Service Fund 37.....	228,317.57
Federal Old Age Administration Fund 117.....	2,028,856.47
State Blind Assistance Fund 121.....	999,872.75
Federal Blind Assistance Fund 131.....	1,658,996.25
State Children Assistance Fund 122.....	2,997,388.99
Federal Children Assistance Fund 132.....	7,128,027.27
Texas Employment Commission:	
Unemployment Compensation Administration Fund 26.....	6,215,397.80
Unemployment Compensation Special Administration Fund 165.....	103,598.78
Unemployment Compensation Benefit Fund 87.....	6,596,495.87
Firemen's Pension Commission—General Revenue Fund.....	331,168.76
State Comptroller of Public Accounts:	
General Revenue Fund—Mexican War Pensions.....	2,350.00
Confederate Pension Fund 5.....	820,922.25
Total Public Welfare.....	<u>\$119,098,440.23</u>
PAYMENT OF PUBLIC DEBT:	
General Revenue Fund 1.....	\$ 47,486.00
Veterans Land Fund 190.....	216,020.00
Total Payment of Public Debt.....	<u>\$ 263,506.00</u>

REPORT OF COMPTROLLER

TABLE NO. 4—Continued

EXPENDITURES

September 1, 1950 to August 31, 1951

Statement of Expenditures in Support of the State Government and Its Institutions Grouped by Major Functions, Showing the Funds From Which the Payments Were Made.

Function, Department and Fund	Amount
MISCELLANEOUS:	
General Revenue Fund—Miscellaneous.....	\$ 253,311.91
Highway Department—General Revenue Fund.....	250.00
Total Miscellaneous.....	\$ 253,561.91
Grants to Counties.....	\$ 7,300,000.00
TOTAL GOVERNMENTAL COST.....	\$568,153,443.52
PAYMENTS OTHER THAN GOVERNMENTAL COST	
TAXES, FEES AND INTEREST REFUNDS:	
Highway Motor Fuel Tax Fund 60.....	\$19,188,527.52
Liquor Act Enforcement Fund 97.....	65,176.78
Hairdressers and Cosmetologist Fund 88.....	1,775.21
Special Game Fund 9.....	184,532.98
A & M Pure Feed Fund 58.....	778.09
Federal Crippled Children Fund 20.....	46.14
Maternal and Child Health Fund 22.....	240.26
Smith Hughes Fund 4.....	156.30
George Barden Fund 43.....	524.74
Child Welfare Service Fund 37.....	74.93
Total Tax or Fee Refunds.....	\$19,441,832.95
CONTRIBUTIONS REFUNDED:	
Unemployment Compensation Special Administration Fund 165—Fines	\$ 15,056.05
Unemployment Compensation Clearance Fund 29.....	42,242.25
Unemployment Benefit Fund 87—Fines.....	242.93
Unemployment Benefit Fund 87—Contributions.....	1,346,645.70
Total Contributions Refunded.....	\$ 1,404,186.93
PURCHASE OF BONDS:	
Permanent Deaf and Dumb Institute Fund 49.....	\$ 4,000.00
Veterans Land Board Fund 190.....	1,100,000.00
Permanent School Fund 44.....	29,533,536.28
Permanent University Fund 45.....	28,752,565.39
Permanent Lunatic Asylum Fund 50.....	11,000.00
Permanent Orphans Home Fund 51.....	6,000.00
A & M Mineral Lease Fund 125.....	5,500.00
Total Purchase of Bonds.....	\$59,412,601.67
ACCRUED INTEREST ON BONDS PURCHASED:	
Veterans Land Board Fund 190.....	\$ 1,063.54
Available School Fund 2.....	185,638.10
Available University Fund 11.....	164,010.64
Available Lunatic Asylum Fund 15.....	56.53
Available Deaf and Dumb Institute Fund 16.....	20.56
Available Orphans Home Fund 18.....	18.33
Total Accrued Interest on Bonds Purchased.....	\$ 350,807.70
PREMIUMS ON BONDS PURCHASED:	
Veterans Land Board Fund 190.....	\$ 14,953.13
Available School Fund 2.....	327,263.91
Permanent School Fund 44.....	79,811.00
Permanent University Fund 45.....	67,321.93
Total Premiums on Bonds Purchased.....	\$ 489,349.97
OTHER NON-GOVERNMENTAL PAYMENTS:	
TRS—Teacher Saving Fund 103.....	\$10,521,465.99
TRS—State Membership Accumulation Fund 104.....	5,961,093.44
TRS—Prior Service Annuity Reserve Fund 105.....	1,632,308.62
TRS—Interest Fund 106.....	2,387,733.62

TABLE NO. 4—Continued

EXPENDITURES

September 1, 1950 to August 31, 1951

Statement of Expenditures in Support of the State Government and Its Institutions Grouped by Major Functions, Showing the Funds From Which the Payments Were Made.

Function, Department and Fund	Amount
OTHER NON-GOVERNMENTAL PAYMENTS:—Continued	
TRS—State Membership Annuity Reserve Fund 107.....	\$ 3,814,858.90
TRS—Expense Fund 108.....	117,939.53
SERS—Employees Saving Fund 173.....	2,711,062.48
SERS—State Membership Accumulation Fund 174.....	1,481,748.08
SERS—Membership Annuity Reserve Fund 175.....	99,338.32
SERS—Prior Service Annuity Reserve Fund 176.....	1,619,799.34
SERS—Interest Fund 177.....	229,397.15
SERS—Expense Fund 179.....	51,186.40
A & M College Workmen's Compensation Fund 185.....	8,752.53
State Hospital Fund 233.....	108,432.19
County and Road District Highway Fund 57.....	15,746.155.14
Purchase of Land for Resale to Veterans.....	7,712.130.75
General Revenue Fund.....	57,852.73
Refund of Unexpended Balances:	
Emergency Maternal and Infant Care Fund 143.....	23,548.84
Veterans Educational Fund 169.....	31,261.63
Federal School Lunch Fund 171.....	88,263.67
General Education Fund 235.....	5.50
Total Other Non-Governmental Payments.....	\$54,404,334.85
Total Non-Governmental Cost.....	\$135,503,114.07
GRAND TOTAL—Governmental and Non-Governmental Costs.....	\$703,656,557.59

TABLE NO. 5

RECAPITULATION OF ALL FUND ACCOUNTS GROUPED TO SHOW BY TYPES OF FUNDS, THE TOTAL RECEIPTS, DISBURSEMENTS AND BALANCES FOR THE FISCAL YEAR ENDING AUGUST 31, 1951

	Balance Sept. 1, 1950	Receipts	Transfers In From Other Funds	Other Credits	Transfers Out to Other Funds	Disbursements	Balance Aug. 31, 1951
GROUP I: GENERAL STATE OPERATING AND DISBURSING FUNDS							
1 General Revenue Fund.....	\$31,749,686.65	\$33,088,387.04	\$39,426,340.90	\$ 10,960.85	\$11,604,348.62	\$63,295,707.68	\$29,375,319.14
STATUTORY SPECIAL FUNDS FOR OPERATION AND ADMINISTRATION							
State Comptroller's Department							
24 Vending Machine & Other Occupation Tax Enf. Fund.....	2,125.22	16,000.00			2,125.22	15,504.35	495.65
66 Cigarette Tax Enforcement Fund.....	265,272.66	574,360.65	60,029.39	4.30	218,230.30	439,089.59	242,347.11
73 Natural and Casinghead Gas Audit Fund.....	21,766.86	3,950.00				3,230.38	22,486.48
74 Highway Motor Fuel Audit Fund.....	1,939.58						1,939.58
91 Cigarette Tax Audit Fund.....	52.45						52.45
Department of Public Welfare							
27 State Old Age Assistance Fund.....	82,703.89	584,525.12	30,418,336.73	4,954.00		30,998,096.85	92,422.89
35 State Old Age Administration Fund.....							
121 State Blind Assistance Fund.....	40,387.81	100.77	1,000,000.00	342.50		999,872.75	40,958.33
122 State Children Assistance Fund.....	42,896.02	445.11	3,000,006.00	1,635.18		2,997,388.99	47,593.32
129 State Blind Administration Fund.....							
130 State Children Administration Fund.....				6.00	6.00		
146 Child Welfare Service Administration Fund.....	1,929.72	1.53			1,931.25		
Department of Public Safety							
8 Highway Light Test Fund.....	3,400.00	2,950.00					6,350.00
99 Operators and Chauffeurs License Fund.....	760,134.69	1,347,225.98		27.78	5,000.00	1,491,560.02	610,828.43
Board of Insurance Commissioners:							
10 Motor Vehicle Insurance Fund.....	112,836.20	62,463.75			2,000.00	80,364.88	92,935.07
13 Fire Insurance Fund.....	245,765.39	465,590.58			7,500.00	331,760.46	372,095.51
14 Compensation Insurance Fund.....	68,712.50	146,479.77				110,024.26	105,168.01
54 Insurance Examiners Fund.....	19,367.14	262,084.58	80,000.00		7,500.00	342,842.93	11,108.79
85 Insurance Agents License Fund.....	34,014.48	76,112.17			500.00	58,044.96	51,581.69
113 Mutual Assessment Fund.....	5,779.79	5,838.78			5,779.79		5,838.78
115 Insurance Fee Fund.....	58,485.77	94,992.36			80,750.00		72,728.13
124 Recording Agents License Fund.....	39,372.31	22,184.91				24,610.31	36,946.01
161 Casualty Insurance Fund.....	29,649.38	79,270.38				56,455.83	52,463.93

162	Title Insurance Fund	10,413.64	16,881.44				8,280.83	19,014.25
180	Burial Association Rate Fund.....	12,742.01	6,239.54				5,829.70	13,151.85
Department of Agriculture:								
30	Pure Bred Cottonseed Inspection Fund.....	26,105.93	26,054.48				27,333.91	24,826.50
92	Citrus Fruit Inspection Fund	12,032.73	87,896.92				84,241.57	7,688.08
102	Agriculture Protective Act Fund					8,000.00		
208	Texas Vegetable Certification Fund.....	1,480.87	5,806.09				5,822.58	1,464.38
192	The 2, 4-D License Fund	5,077.05	5,050.00				4,722.94	5,404.11
264	Herbicide Fund		9,888.83				1,247.28	8,641.55
Bureau of Labor Statistics:								
12	Boiler Inspection Fund	11,288.22	43,191.64			500.00	49,445.33	4,534.53
70	Boxing and Wrestling Fund.....	28,114.93	43,091.41			24,794.86	20,253.75	26,157.73
Railroad Commission of Texas:								
79	Oil and Gas Enforcement Fund	468,726.60	1,638,947.83	139,059.85		400,942.99	1,005,545.71	840,245.58
82	Gas Utilities Fund.....	209,381.32	289,929.77			188,289.50	73,035.61	237,985.98
116	Liquefied Petroleum Gas Fund.....		785.39					785.39
Health Department:								
19	Vital Statistics Fund.....	7,143.72	28,015.96				19,386.84	15,772.84
167	Livestock Remedies Fund.....							
Texas Prison System:								
38	Prison Industrial Revolving Fund	4,764.96				4,764.96		
75	Texas Prison Fund	489,483.39	1,444,907.90				1,614,466.53	319,924.76
	Revolving Expense Account—Huntsville Bank	25,000.00						25,000.00
	Discharged Convicts Revolving Fund—Huntsville Bank.....	25,000.00						25,000.00
7	Medina Lake Fund							
9	Special Game and Fish Fund				40.20	40.20		
40	Barber Examiners Fund	1,181,085.81	2,303,884.65		8.80	75,000.00	2,549,447.14	880,532.12
55	Medical Registration Fund	87,017.75	89,986.66		1.25	15,000.00	88,629.39	73,376.27
56	Professional Engineers Fund	11,089.25	19,114.96			2,000.00	20,859.97	7,344.24
58	A. & M. Pure Feed Fund	142,540.01	51,572.97			5,000.00	31,786.64	157,326.34
64	State Parks Fund	217,051.49	384,279.48				349,340.03	251,990.94
67	Liquor Board Confiscation Fund	55,211.76	71,103.01		36.52		78,790.25	47,561.04
84	Texas Securities Act Fund	147,832.89	134,881.09			130,689.54	60,807.48	91,216.96
86	Dental Registration Fund	105,279.60	138,073.92			90,936.64	43,144.12	109,272.76
88	Hairdressers & Cosmetologists Fund	21,830.00	37,005.00			750.00	34,741.27	23,343.73
97	Liquor Act Enforcement Fund	289,522.83	153,936.17		30.00	46,715.20	177,301.85	219,471.95
100	Treasurer's Fiscal Agency Fund	25,725.92	1,211,401.87		8.25		1,209,708.83	27,427.21
109	Architects Registration Fund	2,813.53	3,717.46				709.83	5,821.16
114	Real Estate License Fund	15,637.76	15,300.20			8,451.52	8,426.36	14,060.08
125	A. & M. Mineral Fund	139,720.88	216,082.43			108,252.01	86,419.23	161,132.07
140	Chiropractors Examiners Fund	622.25	6,027.88				5,732.94	917.19
168	Cemetery Perpetual Care Enforcement Fund	22,265.31	25,654.00				22,604.40	25,314.91
189	Farm to Market Road Fund	3,891.75	1,325.00				200.00	5,016.75
209	State Park Development Fund	13,565,538.73	15,852.55	15,000,000.00		20,949,528.50		7,631,862.78
220	Basic Science Examiners Fund	993.27	5,151.30					6,144.57
		3,178.66	13,138.85				11,421.15	4,896.36

TABLE NO. 5—Continued

RECAPITULATION OF ALL FUND ACCOUNTS GROUPED TO SHOW BY TYPES OF FUNDS, THE TOTAL RECEIPTS, DISBURSEMENTS AND BALANCES FOR THE FISCAL YEAR ENDING AUGUST 31, 1951

	Balance Sept. 1, 1950	Receipts	Transfers In From Other Funds	Other Credits	Transfers Out to Other Funds	Disbursements	Balance Aug. 31, 1951
Texas Prison System:—Continued							
223 Texas Citrus Commission.....	\$ 85,035.82	\$ 160,197.07			\$ 39,886.00	\$ 124,123.73	\$ 81,223.16
224 A. & M. Experiment Station 15 Citrus Fund.....	17,857.80	19.91	\$ 19,943.00			21,146.66	16,674.05
225 Texas College of Arts and Industries Citrus Fund.....	14,630.46	13.75	19,943.00			32,573.63	2,013.58
232 State Hospital Special School Building Fund.....	3,628,301.10	602,996.19	775,060.62			1,920,754.48	3,085,603.43
233 State Hospital Fund.....	4,412,351.50	19,562,130.33	1,085,075.14		380.56	20,413,385.06	4,645,791.35
234 Submerged Land Fund.....	333.20	19,304.67				17,903.13	1,734.74
193 Foundation School Fund.....	1,558,217.44	8,367.23	59,729,753.10			60,869,813.81	426,524.01
185 A. & M. College Workmen's Compensation Fund.....	6,741.16	5,495.52				8,752.53	3,484.15
210 Naturopathic Re-Registration Fund.....		2,621.25					2,621.25
TOTAL GROUP I.....	\$60,685,351.81	\$65,738,286.10	\$150,753,547.73	\$ 18,055.63	\$34,035,593.66	\$192,352,690.73	\$50,806,956.88
GROUP II CONSTITUTIONAL FUNDS EXPENDABLE FOR SPECIFIC PURPOSES							
2 Available School Fund.....	\$ 532,165.44	\$93,534,738.30	\$ 6,329,384.04		\$ 5,000,000.00	\$94,516,254.51	\$ 880,033.27
3 State Textbook Fund.....	1,574,490.94	223,524.22	5,000,000.00			6,440,609.75	357,405.41
5 Confederate Pension Fund.....	3,267,805.23	1,080,011.03		\$ 50.00		820,922.25	3,526,944.06
6 State Highway Fund.....	17,258,253.81	109,652,102.66	32,216,775.97	573.29	75,000.00	133,396,033.30	25,656,672.43
11 Available University Fund.....	447,230.77	3,611,464.71		1.58	1,516,340.68	1,767,885.51	774,470.87
15 Available Lunatic Asylum Fund.....		5,270.00			5,213.47	56.53	
16 Available Deaf and Dumb Institute Fund.....		5,896.48			5,875.92	20.56	
17 Available Blind Institute Fund.....		7,088.75			7,088.75		
18 Available Orphans Home Fund.....		3,214.90			3,196.57	18.33	
47 Available A. & M. College Fund.....	728,952.84	1,185.97	936,835.10	10.45	289,717.24	33,179.64	1,344,087.48
61 Motor Fuel Tax Enforcement Fund.....	588,200.88	1,049,272.76	96,538.09	44.92	523,849.33	502,795.58	707,411.74
57 County and Road District Highway Fund (State Money).....	17,442,857.24	21,629,630.23	1,983,623.73		7,300,000.00	13,620,097.80	20,136,013.40
186 College Building Fund.....		2,597,425.77			2,597,425.77		
194 Tarleton State College Fund.....	37,756.86	97.55	148,490.31		11,980.90		174,363.82
195 Arlington State College Fund.....	40,502.15	105.89	160,148.55		11,651.59		189,105.00
196 Texas State College for Women Fund.....	81,643.98	201.61	299,262.14		25,551.11		355,556.82
197 Texas College of Arts and Industries Fund.....	31,254.18	67.70	123,428.79		9,247.48	21,334.75	124,168.44
198 Texas Western College Fund.....	28,079.09	77.62	122,487.92		10,421.29		140,223.34
199 Texas Technological College Fund.....			429,676.46		412,490.93		17,185.53
200 East Texas State Teachers College Fund.....	51,331.22	121.72	210,408.25		7,286.91	36,379.81	218,194.47
201 North Texas State College Fund.....	75,449.86	213.04	328,198.74		20,404.41		383,457.23
202 Sam Houston State Teachers College Fund.....	35,147.11	90.25	144,069.43		4,989.45	24,909.76	149,407.58

203	Southwest Texas State Teachers College Fund	42,961.23	111.30	176,098.39		6,098.73	30,447.81	182,624.38
204	Stephen F. Austin State College Fund	8,401.73	61.24	118,181.56		4,093.67		122,550.86
205	Sul Ross State College Fund	12,871.02	794.53	55,884.82		1,935.45	9,662.57	57,952.35
206	West Texas State College Fund	9,992.51	73.15	140,558.30		4,868.78		145,755.18
207	Prairie View A. & M. College Fund	35,265.32	89.12	138,707.59		14,820.69		159,241.34
211	University of Texas Interest and Sinking Fund	93,888.71	111.61	579,624.73			587,750.00	85,875.05
212	A. & M. College Interest and Sinking Fund	46,937.50	103.21	289,771.84			293,875.00	42,937.55
213	Texas College of Arts and Industries Sinking Fund	92,785.43	84.05	9,343.41			97,279.00	4,913.89
214	North Texas State College Interest and Sinking Fund	255,071.24	174.28	20,688.14			262,819.50	13,094.16
215	Texas State College for Women Interest and Sinking Fund	225,908.48	157.19	25,784.27			239,919.24	11,930.70
216	Texas Western College Interest and Sinking Fund	91,518.60	2,805.01	14,928.49			97,216.24	7,621.58
217	Prairie View A. & M. College Interest and Sinking Fund	104,459.21	73.89	10,516.21			113,936.50	5,525.09
218	Tarleton State College Interest and Sinking Fund	113,607.60	73.72	12,097.46			119,865.50	5,918.28
219	Arlington State College Interest and Sinking Fund	120,566.11	83.08	11,776.14			126,007.50	6,417.83
228	Teachers Colleges Interest and Sinking Fund	675,073.95	446.26	29,933.09			671,404.94	34,048.36
229	Texas Tech Bond Retirement Fund	19,675.20	120.02	337,136.78			339,470.40	17,461.60
230	Texas Tech Bond Reserve Fund	159,000.00	179.40					
237	Texas Tech Bond Surplus Fund	263,471.77	309.45	75,474.76		166.59		150,012.81
77	Texas Relief Bond Sinking Fund, 1st Series	20.00						339,255.98
78	Texas Relief Bond Sinking Fund, 2nd Series	22.50				20.00		
190	Veterans Land Fund	7,361,874.47	1,915,403.47			22.50		233,110.52
60	Highway Motor Fuel Tax Fund	8,322,425.69	27,388,371.98		3,719.85	7,522,425.69	9,044,167.42	9,003,564.31
TOTAL GROUP II		\$60,267,919.87	\$262,711,410.17	\$50,575,813.50	\$ 4,400.09	\$25,392,183.90	\$282,402,847.22	\$65,764,512.51

GROUP III FEDERAL FUNDS—EXCEPT HIGHWAY, GAME DEPARTMENT AND VETERANS APPROVAL AGENCY

State Board of Control:									
23	Special Centennial Fund	\$	71.79			\$	71.79		
State Commission for the Blind:									
141	Federal Adult Blind Fund		23,254.05	\$	152,674.42		\$	34.80	\$ 155,971.41 \$ 19,991.86
Department of Public Welfare:									
23	Federal Old Age Assistance Fund		5,735,219.43		57,281,496.46		6,877.00		56,807,769.10
37	Child Welfare Service Fund		36,109.53		304,780.02				6,215,823.79
117	Federal Public Welfare Administration Fund		280,718.16		2,980,856.61		28.95	61,000.00	228,392.50
131	Federal Blind Assistance Fund		264,879.27		1,700,435.58				2,028,856.47
132	Federal Children Assistance Fund		927,151.38		7,904,218.30		407.50		2,028,856.47
134	Federal Children Administration Fund						2,445.17		1,171,747.25
State Department of Health:									
20	Federal Crippled Children Fund		54,746.55		459,652.50		5.00		463,622.14
22	Maternal and Child Health Fund		118,818.23		603,619.89		30.00		50,781.91
36	U. S. Public Health Service Fund		280,311.66		621,467.06	\$	449.28		144,133.43
110	Federal Venereal Disease Control Fund		157,360.12		372,940.14	\$	12,562.86		183,598.70
143	Emergency Maternal and Infant Care Fund		23,548.84				8,253.50		730,742.88
147	Federal Tuberculosis Control Fund		72,437.93		173,499.91		93.35	10,000.00	432,585.40
181	Federal Cancer Control Fund		69,276.16		125,261.86		54.00		23,548.84
182	Federal Hospital Survey and Planning Fund		1,133.27		9,574,636.83				203,433.73
183	Federal Mental Health Fund		62,706.65		132,071.43			2,000.00	152,547.27
								113.48	9,565,052.75
									148,555.11
									46,109.49

TABLE NO. 5—Continued

RECAPITULATION OF ALL FUND ACCOUNTS GROUPED TO SHOW BY TYPES OF FUNDS, THE TOTAL RECEIPTS, DISBURSEMENTS AND BALANCES FOR THE FISCAL YEAR ENDING AUGUST 31, 1951

	Balance Sept. 1, 1950	Receipts	Transfers In From Other Funds	Other Credits	Transfers Out to Other Funds	Disbursements	Balance Aug. 31, 1951
State Department of Health—Continued							
191 Health Department Special Administration Fund.....	\$ 2,680.63	\$ 2.91				\$ 43,711.58	\$ 2,683.54
221 Water Pollution Control Fund.....	1,273.41	51,277.62				276,666.48	8,839.45
222 V. D. Rapid Treatment Fund.....	64,057.49	245,976.34			\$ 8,253.50	5,017.33	25,113.85
227 Federal Heart Disease Control Fund.....	38,415.97	17,088.69					50,487.33
Texas Education Agency:							
238 Federal Survey and School Construction Fund.....		21,889.33				18,807.09	3,082.24
4 Smith Hughes Fund.....	197,871.74	351,188.74			168,877.65	112,113.35	268,209.48
42 Federal Rehabilitation Fund.....	86,641.62	720,297.17		\$ 100.65		754,680.86	52,358.58
43 George Barden Fund.....	621,562.67	527,203.49				784,530.17	364,235.99
169 Veterans Educational Fund.....	1,831,993.31	11,949,589.63		312.00		12,318,447.45	1,463,447.49
171 Federal School Lunch Fund.....	71,175.33	4,053,363.69				4,123,001.88	1,537.14
Texas Employment Commission:							
26 Unemployment Compensation Administration Fund.....	534,908.50	6,312,171.05		3.85		6,215,397.80	631,685.60
165 Unemployment Compensation Special Administration Fund.....	420,942.83	192,248.48		1.25		118,654.83	494,537.73
29 Unemployment Compensation Clearance Fund.....	640.58	20,418,537.19		388.68	20,377,000.00	42,242.25	324.20
87 Unemployment Compensation Benefit Fund.....	260,593.92	7,915,277.54		24,354.22		7,943,384.50	256,841.18
145 T. U. C. Trust Fund in Federal Treasury.....	223,957,738.61	4,936,599.18	\$20,377,000.00			7,910,000.00	241,361,337.79
Deduct returns from Federal Treasury to Fund 87.....		*7,910,000.00				*7,910,000.00	
TOTAL GROUP III.....	\$236,198,239.63	\$132,190,322.06	\$20,397,816.36	\$ 35,136.42	\$20,627,565.80	\$113,062,642.00	\$255,131,306.67
GROUP IV TRUST OR PLEDGED FUNDS							
57 County and Road District Highway Fund.....	\$ 1,619,299.97	\$15,779,808.32				\$15,746,155.14	\$ 1,652,953.15
103 T. R. S. Teachers Saving Fund.....	78,958.99	11,123,945.10	\$ 301,033.73	\$ 639.41	\$ 698,283.74	10,521,465.99	284,827.50
104 T. R. S. State Membership Accumulation Fund.....	1,464.25	6,884,107.18	1,368.32		922,034.41	5,961,093.44	3,811.90
105 T. R. S. Prior Service Annuity Reserve Fund.....	2,402.05	4,174,304.40			2,516,300.88	1,632,308.62	28,096.95
106 T. R. S. Interest Fund.....	57,717.07	2,369,489.32	143,544.10		116,902.23	2,387,733.62	66,114.64
107 T. R. S. State Membership Annuity Reserve Fund.....	152,648.77	5,982.32	3,775,470.93	453.16	8,764.32	3,814,858.90	110,931.96
108 T. R. S. Expense Fund.....	36,083.30	91,888.00	40,868.50			117,939.53	50,900.27
173 S. E. R. S. Employees Saving Fund.....	47,351.31	2,825,733.46			44,651.65	2,711,062.48	117,370.64
174 S. E. R. S. State Membership Accumulation Fund.....	22,511.86	1,510,249.66			47,129.35	1,481,748.08	3,884.09
175 S. E. R. S. Membership Annuity Reserve Fund.....	15,425.94	304.71	89,436.59			99,338.32	5,828.92
176 S. E. R. S. Prior Service Annuity Reserve Fund.....	33,709.02	1,570,299.89	25,882.93		531.65	1,619,799.34	9,560.85

177	S. E. R. S. Interest Fund.....	28,874.84	263,867.23			28,874.84	229,397.15	34,470.08
178	S. E. R. S. Permanent Retirement Fund.....	15.19		4,825.52				4,840.71
179	S. E. R. S. Expense Fund.....	27,756.59	56,574.00				51,186.40	33,144.19
46	Endowment Fund, Medical Branch, University of Texas.....	463.83	178.09				178.10	463.82
188	W. K. Kellogg Foundation Fund.....							
235	General Education Board Fund.....	129.87	5,701.98				5,826.52	5.33
236	Southern Education Board Fund.....	610.55	6,317.79				5,781.88	1,146.46
	TOTAL GROUP IV.....	\$ 2,125,423.40	\$46,668,751.45	\$ 4,382,430.62	\$ 1,092.57	\$ 4,383,473.07	\$46,385,873.51	\$ 2,408,351.46

GROUP V CONSTITUTIONAL NON-EXPENDABLE FUNDS

44	Permanent School Fund.....	\$ 5,016,370.11	\$32,615,923.48				\$29,613,347.28	\$ 8,018,946.31
45	Permanent University Fund.....	136,331.24	29,633,970.07				28,819,887.32	950,413.99
48	Permanent Blind Institute Fund.....	81.25						81.25
49	Permanent Deaf and Dumb Institute Fund.....	4,776.48	1.50				4,000.00	777.98
50	Permanent Lunatic Asylum Fund.....	5,512.15	6,500.00	\$ 446.79			11,000.00	1,458.94
51	Permanent Orphans Home Fund.....	103.01	6,024.14				6,000.00	127.15
	TOTAL GROUP V.....	\$ 5,163,174.24	\$62,262,419.19	\$ 446.79			\$58,454,234.60	\$ 8,971,805.62

GROUP VI TAX CLEARANCE FUNDS

120	Omnibus Tax Clearance Fund.....	\$18,275,270.19	\$153,523,665.87			\$141,424,194.32	\$10,998,269.53	\$19,376,472.21
127	Comptroller's Tax Clearance Fund.....	247,044.25	265,423.26			247,044.25		265,423.26
	TOTAL GROUP VI.....	\$18,522,314.44	\$153,789,089.13			\$141,671,238.57	\$10,998,269.53	\$19,641,895.47

TOTAL, ALL GROUPS.....

	TOTAL, ALL GROUPS.....	\$382,962,423.39	\$723,360,278.10	\$226,110,055.00	\$ 58,684.71	\$226,110,055.00	\$703,656,557.59	\$402,724,828.61
	County and Road Coupon Paying Fund.....							
	Add Deposits in Federal Treasury Duplicated.....	796,442.07	22,023,146.28				21,894,625.16	924,963.19
	Warrants Voided by Statute of Limitation.....		7,910,000.00				7,910,000.00	
			58,684.71		*58,684.71			
		\$383,758,865.46	\$753,352,109.09	\$226,110,055.00		\$226,110,055.00	\$733,461,182.75	\$403,649,791.80
	NET CASH:							
	State Treasury.....	\$159,751,126.85	\$748,415,509.91	\$205,733,055.00		\$226,110,055.00	\$725,551,182.75	\$162,238,454.01
	Federal Treasury.....	223,957,738.61	4,936,599.18	20,377,000.00			7,910,000.00	241,361,337.79
	Huntsville Banks.....	50,000.00						50,000.00
		\$383,758,865.46	\$753,352,109.09	\$226,110,055.00		\$226,110,055.00	\$733,461,182.75	\$403,649,791.80

*Indicates Minus.

TABLE NO. 6
SUMMARY OF ALL FUNDS
Fiscal Year Ended August 31, 1951
(INVESTMENT ACCOUNTS)

Fund No.	Balance Sept. 1, 1950	Purchased	Add or *Deduct	Redeemed	Balance Aug. 31, 1951	Annual *Decrease or Increase in Securities
1	\$ 50,000.00			\$ 2,771.98	\$ 47,228.02	\$ *2,771.98
2	374,583.61			485.00	374,098.61	*485.00
6	5,000,000.00			5,000,000.00		*5,000,000.00
44	156,186,384.13	\$39,786,730.00		26,977,220.51	168,995,893.62	12,809,509.49
45	103,826,700.00	91,426,000.00		74,617,850.00	120,634,850.00	16,808,150.00
46	7,100.00				7,100.00	
47	209,000.00				209,000.00	
48	178,700.00				178,700.00	
49	174,300.00	4,000.00			178,300.00	4,000.00
50	152,100.00	11,000.00		6,500.00	156,600.00	4,500.00
51	77,500.00	6,000.00		6,000.00	77,500.00	
52	375.00				375.00	
125	24,700.00	5,500.00			30,200.00	5,500.00
Teachers Retirement System:						
103	46,526,000.00	29,913,000.00	\$ 561,000.00	22,300,000.00	54,700,000.00	8,174,000.00
104	31,262,500.00	24,369,000.00	809,000.00	18,533,000.00	37,907,500.00	6,645,000.00
103	12,250,000.00	8,411,000.00	397,000.00	6,820,000.00	14,238,000.00	1,988,000.00
106	1,992,500.00	3,344,000.00	*1,782,500.00	975,000.00	2,579,000.00	586,500.00
107	3,478,000.00	2,514,000.00	15,500.00	1,685,000.00	4,322,500.00	844,500.00
Employees Retirement System:						
173	5,705,000.00	8,300,000.00	60,000.00	6,350,000.00	7,715,000.00	2,010,000.00
174	3,080,000.00	4,770,000.00	30,000.00	3,280,000.00	4,600,000.00	1,520,000.00
176	2,955,000.00	4,000,000.00	80,000.00	2,770,000.00	4,265,000.00	1,310,000.00
177	170,000.00	350,000.00	*170,000.00	120,000.00	230,000.00	60,000.00
175	90,000.00	180,000.00		80,000.00	190,000.00	100,000.00
190	1,700,000.00	1,100,000.00			2,800,000.00	1,100,000.00
Total	<u>\$375,470,442.74</u>	<u>\$218,490,230.00</u>		<u>\$169,523,827.49</u>	<u>\$424,436,845.25</u>	<u>\$48,966,402.51</u>

TABLE NO. 7
SUMMARY OF ALL FUNDS, CASH AND SECURITIES

	Balance Sept. 1, 1950	Balance Aug. 31, 1951	Increase *or Decrease
Cash and Securities Held:			
Fund Cash in State Treasury	\$ 158,954,684.78	\$ 161,313,490.82	\$ 2,358,806.04
Fund Cash in U. S. Treasury	223,957,738.61	241,361,337.79	17,403,599.18
Fund Cash in Huntsville Bank	50,000.00	50,000.00
Total Fund Cash	\$ 382,962,423.39	\$ 402,724,828.61	\$ 19,762,405.22
Fund Securities in State Treasury	375,470,442.74	424,436,845.25	48,966,402.51
Total Fund Cash and Securities	\$ 758,432,866.13	\$ 827,161,673.86	\$ 68,728,807.73
Suspense and Trust Cash in State Treasury	19,780,065.78	18,267,231.50	*1,512,834.28
Securities in Trust Held in State Treasury	300,577,488.35	291,266,373.34	*9,311,115.01
Road Bond Coupon Paying Cash in State Treasury	796,442.07	924,963.19	128,521.12
Total Cash and Securities	<u>\$ 1,079,586,862.33</u>	<u>\$ 1,137,620,241.89</u>	<u>\$ 58,033,379.56</u>

TABLE NO. 8
GENERAL REVENUE FUND
Year Ended August 31, 1951

Item, Code and Source	Amount	Total
BALANCE, September 1, 1950:		
Treasurer's Cash Balance.....	\$35,062,996.21	
Less: Warrants Payable.....	3,313,309.56	
Net Cash Balance.....		\$31,749,686.65
RECEIPTS AND ALLOCATIONS OF REVENUE FROM:		
	Prior Year	Current Year
111 Ad Valorem Tax:		
Tax Collectors.....		\$11,751,083.05
115 Inheritance Tax:		
State Comptroller.....		5,072,882.44
121 Poll Taxes:		
Tax Collectors.....		505,915.98
131 Store Tax:		
State Comptroller.....	\$ 4,888.96	\$ 722,144.80
132-A Express Companies Gross Receipts:		
State Comptroller.....	13,770.23	40,046.61
132-B Telegraph Companies Gross Receipts:		
State Comptroller.....	12,251.62	37,444.70
132-D Collection Agencies, Gross Receipts:		
State Comptroller.....	269.28	8,098.23
132-E Carline Companies Gross Receipts:		
State Comptroller.....	774.33	3,198.90
132-L Textbook Publishers Gross Receipts:		
State Comptroller.....	751.31	53,538.93
132-P Beginners Tax:		
State Comptroller.....		236.25
132-Q Pullman Companies Gross Receipts:		
State Comptroller.....	8,561.16	27,127.62
134-AW Awards—Occupation Tax:		
State Comptroller.....	1,253.90	19,284.81
134-O Other Occupation Taxes:		
State Comptroller.....	1,786.88	118,013.62
145 Franchise Tax, Domestic:		
Secretary of State.....		4,348,444.16
Board of Insurance Commissioners.....		50.00
		4,348,494.16

146	Franchise Tax, Foreign:		
	Secretary of State		4,712,041.44
147	Franchise Tax Penalties:		
	Secretary of State		117,371.48
161	Motor Vehicle Transit Licenses:		
	Highway Department		1,689.00
165	Electric Cooperative License Fees:		
	Secretary of State		933.00
166	Telephone Cooperative License Fees:		
	Secretary of State		150.00
174	Other Licenses:		
	Railroad Commission	43,573.87	
	Health Department	38.00	43,611.87
211	Charter Fees, Domestic:		
	Secretary of State		298,464.59
212	Foreign Permits and Charters:		
	Secretary of State		134,521.42
214	Gross Receipts Permits:		
	State Comptroller	195.00	
	Secretary of State	946.00	1,141.00
215	Penalties on Proof of Final Payment:		
	Secretary of State		1,195.00
216	Land Patents:		
	General Land Office		14,082.58
237	Agricultural Insecticide Registration Fees:		
	Department of Agriculture		5,775.00
237	Livestock Remedies Registration Fees:		
	Health Department		9,940.00
237	Agricultural and Health Remedies Registration Fees:		
	Agricultural Experiment Station System		9.00
238	Credit Insurance Agents Fees:		
	Insurance Department		11,352.00
242	Motor Carrier Permits:		
	Railroad Commission		280,057.72
245	Analysis of Economic Poisons:		
	Agricultural Experiment Station System		24.00
245	Costs of State Audits:		
	(See Also Appropriated Revenue)		
	Lower Colorado River Authority	6,484.76	
	Sabine River Authority	560.00	
	Brazos River Conservation and Reclamation District	348.00	
	Guadalupe—Blanco River Authority	2,402.00	
	San Jacinto River Conservation Reclamation District	243.00	
	State Board of Nurse Examiners	266.00	
	State Board of Plumbing Examiners	452.00	
	State Board of Pharmacy	213.00	
	State Board of Examiners in Optometry	251.00	
	San Jacinto Museum of History Association	550.00	

TABLE NO. 8—Continued
GENERAL REVENUE FUND
Year Ended August 31, 1951

Item, Code and Source	Amount	Total
RECEIPTS AND ALLOCATIONS OF REVENUE FROM:		
245 Costs of State Audits—Continued		
E. and R. Fund Texas Prison System	\$ 1,234.00	
A & M College of Texas	5,606.00	
Tarleton State College	1,075.00	
Arlington State College	26.00	
Prairie View A & M College	917.00	
Texas State University for Negroes	2,619.56	
University of Texas Medical Branch	3,555.00	
Texas Western College	1,328.00	
Texas State College for Women	2,834.00	
Texas Technological College	13,660.00	
East Texas State College	731.00	
North Texas State College	6,032.66	
Sam Houston State College	1,842.00	
Stephen F. Austin State College	1,746.00	
Sul Ross State College	2,182.00	
West Texas State College	4,040.00	
Texas Surplus Property Agency	486.00	
Game and Fish Fund 9	5,844.00	
Motor Vehicle Insurance Fund 10	164.15	
Available University Fund 11	9,095.00	
Boiler Inspection Fund 12	200.00	
Agricultural Experiment Station System	362.00	
A & M College Forest Service	97.00	
Fire Insurance Fund 13	529.00	
Compensation Insurance Fund 14	226.36	
Unemployment Compensation Administration Fund 26	1,748.00	
Insurance Examiners Fund 54	300.00	
Medical Registration Fund 55	356.00	
Professional Engineers Fund 56	256.00	
Boxing and Wrestling Fund 70	80.00	
Insurance Agents License Fund 85	229.00	
Dental Registration Fund 86	255.00	
Hairdressers and Cosmetologists Fund 88	536.00	
Liquor Act Enforcement Fund 97	847.00	
Casualty Insurance Fund 161	119.39	
Title Insurance Fund 162	19.10	
	\$ 82,946.98	

246	Filing Fees:			
	Secretary of State.....		978.00	
	Railroad Commission.....		29,660.06	
	Liquor Control Board.....		270.00	30,908.06
251	Certificates and Copies:			
	Supreme Court.....		1,226.65	
	Court of Civil Appeals, 2nd District.....		14.10	
	Court of Civil Appeals, 3rd District.....		126.00	
	Court of Civil Appeals, 4th District.....		34.85	
	Court of Civil Appeals, 5th District.....		51.55	
	Court of Civil Appeals, 6th District.....		26.00	
	Court of Civil Appeals, 8th District.....		65.20	
	Court of Civil Appeals, 9th District.....		3.50	
	Court of Civil Appeals, 11th District.....		25.00	
	Attorney General.....		3.00	
	Board of Control.....		112.50	
	State Comptroller.....		638.25	
	General Land Office.....		54,542.61	
	State Library.....		9.50	
	Secretary of State.....		5,882.33	
	Industrial Accident Board.....		2,713.00	
	Board of Insurance Commissioners.....		1,686.00	
	Railroad Commission.....		73.25	67,233.29
252	Other Office Fees:			
	Supreme Court.....		11.00	
	Board of Control.....		15,062.50	
	State Comptroller.....		6,275.17	
	General Land Office.....		7,413.16	
	Secretary of State.....		49,357.30	
	Board of Insurance Commissioners.....		59.75	
	Board of Water Engineers.....		11,959.64	90,138.52
281	Professional Examination Fees:			
	Board of Examiners of Land Surveyors.....		143.42	
	Board of Medical Examiners.....		290.00	
	Texas Education Agency.....		247.67	681.09
281	Livestock Tattoo Fees:			
	Department of Public Safety.....			10.00
291	Miscellaneous Fees:			
	Health Department.....			5,254.00
332	Mineral Lease Rentals and Bonuses:			
	General Land Office.....			126,931.51
334	Grazing Lease Rentals:			
	General Land Office.....			3,442.00
335	Rentals, Lands and Buildings:			
	Board of Control.....			6,871.00

TABLE NO. 8—Continued
 GENERAL REVENUE FUND
 Year Ended August 31, 1951

Item, Code and Source		Amount	Total
RECEIPTS AND ALLOCATIONS OF REVENUE FROM:			
		Prior Year	Current Year
337	Rentals on Prospect Permits:		
	General Land Office.....		\$ 1,778.30
338	Transfer and Relinquishment Fees:		
	General Land Office.....		150.00
341	Oil and Gas Royalties:		
	General Land Office.....		44,158.99
433	Sale of Hides:		
	Livestock Sanitary Commission.....		4.50
451	Sale of Books, Pamphlets and Maps:		
	Texas House of Representatives.....	\$ 2.75	
	Texas Legislative Council.....	355.80	
	Attorney General's Department.....	4.00	
	General Land Office.....	1,215.00	
	State Library.....	52.18	
	Secretary of State.....	1,044.71	2,674.44
461	Sales, Machinery and Equipment:		
	Livestock Sanitary Commission.....		4.50
471	Miscellaneous Sales:		
	Board of Control.....	611.01	
	State Comptroller.....	88.20	
	State Library.....	249.72	948.93
511	Court Costs:		
	Supreme Court.....	7,083.80	
	Court of Civil Appeals, 1st District.....	2,300.20	
	Court of Civil Appeals, 2nd District.....	1,961.45	
	Court of Civil Appeals, 3rd District.....	1,770.00	
	Court of Civil Appeals, 4th District.....	4,033.70	
	Court of Civil Appeals, 5th District.....	3,620.00	
	Court of Civil Appeals, 6th District.....	1,536.19	
	Court of Civil Appeals, 7th District.....	1,542.00	
	Court of Civil Appeals, 8th District.....	1,210.00	
	Court of Civil Appeals, 9th District.....	2,342.10	
	Court of Civil Appeals, 10th District.....	1,350.00	
	Court of Civil Appeals, 11th District.....	1,921.15	
	Attorney General.....	736.95	

	Game, Fish Commission.....	155.00	31,562.54
521	Fines:		
	Department of Public Safety.....	10,249.30	
	Railroad Commission.....	90,848.09	
	Game and Fish Commission.....	7,732.50	108,829.89
541	Judgments Collected:		
	Attorney General.....		83,750.00
611	Interest on State Deposits:		
	State Treasurer.....		21,293.96
612	Interest on County Deposits:		
	State Comptroller.....		80.93
711	Escheated Estates:		
	Texas Prison System.....		196.29
721	Damages Collected:		
	Board of Control.....	2,307.25	
	State Treasurer.....	4.24	2,311.49
733	Other Refunds:		
	Board of Control.....	1,141.72	
	State Comptroller.....	243.12	
	State Auditor.....	163.63	
	State Treasurer.....	812.50	
	Commission for the Blind.....	74.30	
	Firemen's Pension Commission.....	773.04	
	Adjutant General.....	2,842.06	
	State Approval Agency.....	1,635.30	
	National Guard Armory Board.....	232.13	
	Bureau of Labor Statistics.....	47.40	
	Board of Insurance Commissioners.....	12.81	
	State Health Department.....	124.66	
	Livestock Sanitary Commission.....	33.78	
	Upper Colorado River Authority.....	8,020.17	
	Terrell State Hospital.....	118.37	
	Gatesville State School for Boys.....	12.90	16,287.89
731	Refund Not Appropriated:		
	Texas Municipal Retirement System.....		2,771.98
771	Miscellaneous Collections:		
	Board of Control.....	504.89	
	State Comptroller.....	2.44	
	Commission for the Blind.....	7.00	
	Board of Medical Examiners.....	60.00	574.33
822	Federal Aid:		
	Terrell State Hospital.....		243,526.73
831	Donations and Grants:		
	State Comptroller.....	85,854.28	
	Health Department.....	14.30	85,868.58

TABLE NO. 8—Continued
GENERAL REVENUE FUND
Year Ended August 31, 1951

Item, Code and Source		Prior Year	Current Year	Amount	Total
RECEIPTS AND ALLOCATIONS OF REVENUE FROM:					
952	Miscellaneous Non-Revenue Receipts:				
	Board of Control.....		\$ 62,054.12		
	State Treasurer.....		6.00	\$ 62,060.12	
APPROPRIATED REVENUES:					
132-G	Production Tax Natural Gas:				
	State Comptroller.....	\$ 5,238.69	62,849.97	62,849.97	
132-N	Production Tax—Crude Oil:				
	State Comptroller.....	43,354.29	502,484.71	502,484.71	
145	Franchise Tax:				
	Banking Department.....			631.65	
149-A	Radio Sales Tax:				
	State Comptroller.....	1,148.24	13,268.67	13,268.67	
149-B	Cosmetics Sales Tax:				
	State Comptroller.....	815.39	6,320.03	6,320.03	
149-C	Playing Cards Sales Tax:				
	State Comptroller.....	69.21	642.55	642.55	
149	Radios, Cosmetics Cards Sales Tax:				
	State Comptroller.....	198.72	1,993.81	1,993.81	
183	Local Fund—Unclassified Receipts:				
	Cotton Research Committee.....		12,816.25		
	State Orphans' Home.....		9,839.27		
	Texas Confederate Home for Men.....		27,500.00		
	East Texas Tuberculosis Sanatorium.....		28,500.00		
	Weaver H. Baker Memorial Tuberculosis Sanatorium.....		18,500.00		
	McKnight Tuberculosis Sanatorium.....		38,518.72		
	Mexia State School.....		46,487.50		
	Abilene State Hospital.....		85,294.76		
	Austin State Hospital.....		654,396.05		
	Austin State School.....		123,748.00		
	Austin State School Farm Colony.....		41,811.78		
	Rusk State Hospital.....		106,437.54		
	San Antonio State Hospital.....		197,623.22		
	Terrell State Hospital.....		156,342.25		
	Wichita Falls State Hospital.....		263,040.96		
	Big Spring State Hospital.....		111,000.00		
	Gatesville State School for Boys.....		11,000.00		

	Gainesville State School for Girls.....	750.00	
	Texas School for the Blind.....	2,000.00	
	Texas School for the Deaf.....	5,111.79	1,940,718.09
	<hr/>		
183	Departmental Sales Deposited to Local Funds:		
	State Orphans' Home.....	5.70	
	Waco State Home.....	236.40	
	State Hospital Board.....	80.00	
	Texas Confederate Home.....	24.00	
	Alabama Coushatti Indian Agency.....	294.00	
	East Texas Tuberculosis Sanatorium.....	13,792.04	
	Weaver H. Baker Tuberculosis Sanatorium.....	845.04	
	McKnight Tuberculosis Sanatorium.....	50.00	
	Mexia State School.....	80.00	
	Kerrville State Sanatorium.....	2,911.84	
	Abilene State Hospital.....	29.76	
	Austin State Hospital.....	108,284.97	
	Austin State School.....	120.00	
	Austin State School Farm Colony.....	3,488.11	
	Rusk State Hospital.....	879.78	
	San Antonio State Hospital.....	4,252.79	
	Terrell State Hospital.....	284.00	
	Wichita Falls State Hospital.....	9,353.25	
	Big Spring State Hospital.....	146.50	
	Texas School for the Blind.....	62.58	
	Texas School for the Deaf.....	2,323.00	147,523.76
	<hr/>		
211	Domestic Charter Fees:		
	Banking Department.....	4,580.00	
	Department of Agriculture.....	11,150.00	15,730.00
	<hr/>		
212	Foreign Permits and Charters:		
	Banking Department.....		1,240.00
221	Gen. Weights and Measure Fees:		
	Agriculture Department.....		4,273.00
222	Nursery Inspection Fees:		
	Agriculture Department.....		51,404.50
224	Seed Inspection Fees:		
	Agriculture Department.....		36,072.05
231	Employment Agency Fees:		
	Bureau of Labor Statistics.....		39,454.00
233	Bedding Permits:		
	Health Department.....		4,087.00
234	Bedding Stamp Sales:		
	Health Department.....		27,145.00
241	Gasoline Tax Refund Filing Fee:		
	State Comptroller.....	15,242.00	140,839.50
245	Examination Fees:		
	Banking Department.....		186,715.88

TABLE NO. 8—Continued
 GENERAL REVENUE FUND
 Year Ended August 31, 1951

Item, Code and Source		Amount	Total
APPROPRIATED REVENUES:—Continued			
		Prior Year	Current Year
245	Costs of State Audits:		
	Highway Department Highway Fund.....		\$ 11,000.00
	State Parks Board, State Parks Fund.....		6,000.00
	Game and Fish Fund.....		5,000.00
	Operators and Chauffeurs License Fund.....		3,500.00
	Federal Public Welfare Administration Fund.....		3,750.00
			<u>\$ 29,250.00</u>
246	Filing Fees:		
	Store Tax—State Comptroller.....	\$ 1,544.24	47,133.20
	Banking Department.....		50,895.00
			<u>98,028.20</u>
251	Certificates and Copies of Documents:		
	Board of Control.....		32,389.96
	Banking Department.....		315.70
	Board of Insurance Commissioners.....		20.00
			<u>32,725.66</u>
252	Policy Registration Fees:		
	Insurance Department.....		10,843.00
281	Antifreeze Registration Fees:		
	Department of Agriculture.....		1,660.00
281	Professional Examination Fees:		
	Texas Education Agency.....		27,840.63
291	Miscellaneous Fees:		
	Banking Department.....		2.00
451	Sale of Books, Pamphlets and Maps:		
	Attorney General.....		310.50
	State Library.....		3.28
	State Auditor.....		776.00
	Banking Department.....		174.50
	Labor Department.....		516.85
	Insurance Department.....		481.82
	Railroad Commission.....		1,789.70
			<u>4,052.65</u>
461	Sales, Machinery and Equipment:		
	The House of Representatives.....		71.80
	Court of Civil Appeals, Austin.....		35.00
	State Board of Control.....		2,217.14
	State Comptroller's Department.....		501.26

	Adjutant General's Department.....	4,603.81	
	Veteran's Affairs Commission.....	1,609.60	
	State Approval Agency.....	39.50	
	State Department of Public Safety.....	17,102.83	
	State Banking Department.....	9,356.00	
	Bureau of Labor Statistics.....	329.18	
	State Health Department.....	5,146.75	
	State Department of Agriculture.....	368.79	
	State Board of Water Engineers.....	2.50	
	Waco State School.....	727.70	
	State Board for Hospitals and Special Schools.....	1,025.58	
	Confederate Women's Home.....	50.00	
	Mexia State School.....	838.75	
	Kerrville State Sanatorium.....	155.50	
	Abilene State Hospital.....	7,377.00	
	Austin State Hospital.....	150.20	
	Austin State School.....	7,838.95	
	San Antonio State Hospital.....	317.58	
	Wichita Falls State Hospital.....	10,871.05	
	Brady State School.....	1,202.12	
	Texas School for the Deaf.....	225.00	
			72,163.59
471	Miscellaneous Sales:		
	State Board of Control.....	127.91	
	Texas State Library.....	57.28	
	Adjutant General's Department.....	25.73	
	Texas National Guard Armory Board.....	25,846.45	
	Texas School for the Deaf.....	260.98	
			26,318.35
511	Court Costs:		
	Attorney General.....		1,087.85
721	Damages Collected:		
	Department of Public Safety.....	300.84	
	Labor Department.....	60.75	
	Department of Agriculture.....	12.20	
			373.79
731	Refunds to Appropriations:		
	All Departments.....		11,287.34
733	Other Refunds:		
	Banking Department.....		435.00
822	Federal Aid:		
	State Approval Agency.....		125,804.77
	TOTAL DEPOSITED REVENUE.....		\$33,088,387.04
	TOTAL REVENUE TRANSFERS.....	\$ 111,918.45	\$ 111,918.45
TRANSFERS IN:			
	Omnibus Tax Clearance Fund.....		37,857,229.01
	Liquor Confiscation Fund 67.....		125,689.54
	Federal Part of Travel Expense.....		
	Federal Public Welfare Administration Fund 117.....		61,000.00

TABLE NO. 8—Continued
 GENERAL REVENUE FUND
 Year Ended August 31, 1951

Item, Code and Source	Amount	Total
TO PAY GENERAL REVENUE FOR COST OF GOVERNMENTAL SERVICES:		
	Current Year	
State Highway Fund 6.....	\$ 75,000.00	
Special Game Fund 9.....	75,000.00	
Motor Vehicle Insurance Fund 10.....	2,000.00	
Boiler Inspection Fund 12.....	500.00	
Fire Insurance Fund 13.....	7,500.00	
Barber Examiners Fund 40.....	15,000.00	
Medical Examiners Fund 55.....	2,000.00	
Professional Engineers Fund 56.....	5,000.00	
Insurance Examiners Fund 54.....	7,500.00	
Liquor Confiscation Fund 67.....	5,000.00	
Insurance Agents License Fund 85.....	500.00	
Dental Registration Fund 86.....	750.00	
Hairdressers and Cosmetologists Fund 88.....	30,000.00	
Citrus Fruit Inspection Fund 92.....	8,000.00	
Operators and Chauffeurs Fund 99.....	5,000.00	
Mutual Assessment Insurance Fund 113.....	5,779.79	
Insurance Fee Fund 115.....	750.00	
	\$ 245,279.79	
DORMANT FUNDS STATUTE:		
Medina Lake Fund 7.....	40.20	
Special Centennial Fund 23.....	71.79	
Prison Industrial Revolving Fund 38.....	4,764.96	
Texas Relief Bond Sinking Fund, 1st Series 77.....	20.00	
Texas Relief Bond Sinking Fund, 2nd Series 78.....	22.50	
Child Welfare Service Administration Fund 146.....	1,931.25	
	6,850.70	
UNEXPENDED BALANCES:		
Available Lunatic Asylum Fund 15.....	4,766.68	
Available Deaf and Dumb Institute Fund 16.....	5,875.92	
Available Blind Institute Fund 17.....	7,088.75	
Available Orphans Home Fund 18.....	3,196.57	
Vending Machine & Other Occupation Tax Enforcement Fund 24.....	1,588.76	
Cigarette Tax Enforcement Fund 66.....	163,672.72	
Boxing and Wrestling Fund 70.....	18,596.15	
Oil & Gas Enforcement Fund 79.....	400,942.99	
Gas Utilities Fund 82.....	188,289.50	
Texas Securities Act Fund 84.....	90,936.64	

State Board of Hairdressers & Cosmetologist Fund 88.....	16,715.20		
Architects Registration Fund 109.....	8,451.52		
Real Estate License Fund 114.....	<u>108,252.01</u>	<u>1,018,373.41</u>	
TOTAL TRANSFERS IN.....			\$39,426,340.90
OTHER CREDITS:			
Warrants Voided by Statute of Limitation.....			\$ 10,960.85
			<u>\$104,275,375.44</u>
TRANSFERS OUT:			
Foundation School Fund.....			\$11,604,348.62
EXPENDITURES.....			\$63,295,707.68
BALANCE, August 31, 1951:			
Treasurer's Cash Balance.....		\$31,752,429.86	
Less: Warrants Payable.....		<u>2,377,110.72</u>	
Net Cash Balance.....			\$29,375,319.14
			<u>\$104,275,375.44</u>
SECURITIES ACCOUNT:			
On Hand September 1, 1950:			
Municipal Retirement System Note.....			\$ 50,000.00
Less Paid.....			<u>2,771.98</u>
On Hand August 31, 1951.....			<u>\$ 47,228.02</u>

REPORT OF COMPTROLLER

TABLE NO. 9
 FOUNDATION SCHOOL FUND 193
 Year Ended August 31, 1951

Item, Code and Source	Amount	Total
BALANCE, September 1, 1950:		
Treasurers Cash Balance	\$ 1,722,549.28	
Less: Warrants Payable	164,331.84	
Net Cash Balance		\$ 1,558,217.44
RECEIPTS:		
451 Sale of Books, Pamphlets & Maps	\$ 2.50	
471 Miscellaneous Sales	13.10	
611 Interest on Deposits	8,264.90	
731 Refunds to Appropriations	86.78	\$ 8,367.28
TRANSFERS IN:		
Employees Retirement System	\$ 1,042.45	
From Smith Hughes Fund 4	168,677.65	
Omnibus Tax Fund 120	47,955,684.38	
General Revenue Fund	11,604,348.62	\$59,729,753.10
		\$61,296,337.82
EXPENDITURES		\$60,869,813.81
BALANCE, August 31, 1951:		
Treasurers Cash Balance	\$ 662,664.51	
Less: Warrants Payable	236,140.50	
Net Cash Balance		\$ 426,524.01
		\$61,296,337.82

TABLE NO. 10
AVAILABLE SCHOOL FUND NO. 2
Year Ended August 31, 1951

Item, Code and Source		Amount	Total	
BALANCE, September 1, 1950:				
Treasurer's Cash Balance.....		\$ 3,652,979.34		
Less: Warrants Payable.....		3,120,813.90		
Net Cash Balance.....			\$ 532,165.44	
RECEIPTS AND ALLOCATIONS OF REVENUE FROM:				
		Prior Year	Current Year	Total
111	Ad Valorem Tax.....		\$18,416,086.26	\$18,416,086.26
121	Poll Tax.....		1,014,955.05	1,014,955.05
131	Store Tax.....		269,747.16	271,558.65
132-A	Gross Receipts—Express Companies.....	\$ 1,811.49	4,590.07	13,348.87
B	Gross Receipts—Telegraph Companies.....		4,083.86	12,481.56
C	Gross Receipts—Utility Companies.....	141,842.09	612,513.39	754,355.48
D	Gross Receipts—Collection Agencies.....		89.76	2,699.41
E	Gross Receipts—Car Line Companies.....		258.10	1,324.40
F	Gross Production—Cement.....	38,953.99	416,532.51	455,486.50
G	Gross Production—Natural and Casinghead Gas.....	260,625.01	3,126,785.83	3,387,410.84
L	Gross Receipts—Textbook Publishers.....		250.43	17,846.31
M	Gross Receipts—Telephone Companies.....	175,348.61	605,693.88	781,042.49
N	Gross Production—Crude Oil.....	2,156,875.64	24,998,615.05	27,155,490.69
O	Gross Production—Sulphur.....	21,646.67	1,362,402.72	1,384,049.39
P	Gross Receipts—Beginners.....		78.75	78.75
Q	Gross Receipts—Pullman Companies.....	2,853.72	9,042.54	11,896.26
R	Gross Production—Carbon Black.....	71,664.80	540,391.94	612,056.74
U	Gross Receipts—Stock Share Transfer.....	3,937.99	42,277.90	46,215.89
V	Gross Receipts—Oil & Gas Well Servicing.....	12,090.41	178,887.26	190,977.67
W	Gross Receipts—Motor Carriers.....	4,671.85	19,649.96	24,321.81
133	Insurance Companies Occupation Tax.....	13,265.80	3,326,304.38	3,339,570.18
651	Insurance Tax Penalty and Interest.....		927.97	927.97
134-AD	Occupation Tax—Admissions.....	9,058.54	40,248.16	49,306.70
AW	Occupation Tax—Awards.....	417.95	6,428.27	6,846.22
O	Occupation Tax—Others.....	413.00	39,337.88	39,750.88
V	Occupation Tax—Vending Machines.....	2,807.98	153,639.59	156,447.57
135	Cigarette Tax.....	581,295.47	5,537,446.30	6,118,741.77
138	Liquor Tax.....	303,618.10	1,827,444.50	2,131,062.60
139	Wine Tax.....	15,233.23	137,497.77	152,731.00
141	Highway Motor Fuel Tax.....	1,852,661.40	21,610,131.94	23,462,793.34

TABLE NO. 10—Continued
 AVAILABLE SCHOOL FUND NO. 2
 Year Ended August 31, 1951

Item, Code and Source		Amount		Total
RECEIPTS AND ALLOCATIONS OF REVENUE FROM:				
		Prior Year	Current Year	Total
142	Ale Tax	\$ 2,574.24	\$ 22,802.30	\$ 25,376.54
143	Prescription Tax	4.20	39.05	43.25
148	Auto Sales Tax	310,390.26	3,312,439.76	3,622,830.02
149-A	Radio Sales Tax	14,066.00	162,541.10	176,607.10
B	Cosmetics Sales Tax	9,988.57	77,420.30	87,408.87
C	Playing Cards Sales Tax	847.85	7,871.27	8,719.12
153	Beer Tax	111,198.30	1,001,172.67	1,112,370.97
248	Cigarette Permits	7,603.20	89,651.74	97,254.94
651	Cigarette Interest and Penalty	90.38	1,172.30	1,262.68
334	Grazing Lease Rentals		29,870.05	29,870.05
336	Easements		5,261.07	5,261.07
338	Transfer and Relinquishment Fees		85.60	85.60
611	Interest on State Deposits		16,532.70	16,532.70
612	Interest on County Deposits		94.39	94.39
621	Interest on City, County and District Bonds		1,748,706.53	1,748,706.53
622	Interest on State and College Bonds		29,700.00	29,700.00
624	Interest on U. S. Government Bonds		2,294,433.37	2,294,433.37
631	Interest on Land Sales		382,793.13	382,793.13
633	Interest on Delayed Payments		1,528.24	1,528.24
733	Other Refunds		8,477.10	8,477.10
774	Discount on Bonds Purchased		1,151.22	1,151.22
911	Redemption of Interest Refunding Bonds		485.00	485.00
		\$ 6,137,128.96	\$93,534,738.30	\$99,671,867.26
TRANSFERS IN: Unexpended Balances				
	Vending Machine—Occupation Tax Enforcement Fund No. 24		\$ 536.46	\$ 536.46
	Motor Fuel Tax Enforcement Fund No. 61		130,962.33	130,962.33
	Cigarette Tax Enforcement Fund No. 66		54,557.58	54,557.58
	Boxing and Wrestling Fund No. 70		6,198.71	6,198.71
				\$ 192,255.08
				<u>\$100,396,287.78</u>

TRANSFERS OUT: To State Textbook Fund No. 3..... \$ 5,000,000.00

EXPENDITURES:

8140	School Apportionment.....	\$94,003,352.50
9210	Accrued Interest on City, County and District Bonds.....	15,282.17
9240	Accrued Interest on U. S. Government Bonds.....	170,355.93
9270	Premiums on Bonds Purchased.....	327,263.91

\$94,516,254.51

BALANCE, August 31, 1951:

Treasurer's Cash Balance.....	\$ 907,843.72
Less: Warrants Payable.....	27,810.45

Net Cash Balance..... \$ 880,033.27

\$100,396,287.78

(BOND ACCOUNT)

BONDS ON HAND, September 1, 1950.....	\$ 374,583.61
LESS: Bonds Redeemed.....	485.00

BONDS ON HAND, August 31, 1951..... \$ 374,098.61

REPORT OF COMPTROLLER

TABLE NO. 11
STATE TEXTBOOK FUND 3
Year Ended August 31, 1951

(Administered by State Board of Education, through the Textbook Division, Dept. of Education)

Item, Code and Source	Amount	Total
BALANCE, September 1, 1950:		
Treasurer's Cash Balance.....	\$ 1,600,192.17	
Less: Warrants Payable.....	25,701.23	
Net Cash Balance.....		\$ 1,574,490.94
RECEIPTS:		
451 Sale of Books.....	\$ 89,560.99	
452 Sale of Books on Exchange.....	93,377.21	
471 Miscellaneous Sales.....	5,167.70	
521 Fines.....	8,467.01	
611 Interest on State Deposits.....	2,300.13	
733 Refunds.....	24,651.18	223,524.22
TRANSFERS IN:		
Available School Fund.....		5,000,000.00
		<u>\$ 6,798,015.16</u>
EXPENDITURES.....		\$ 6,440,609.75
BALANCE, August 31, 1951:		
Treasurer's Cash Balance.....	\$ 405,992.19	
Less: Warrants Payable.....	48,586.78	
Net Cash Balance.....		\$ 357,405.41
		<u>\$ 6,798,015.16</u>

TABLE NO. 12
CONFEDERATE PENSION FUND 5
Year Ended August 31, 1951

(Administered by State Comptroller's Department)

Item, Code and Source	Amount	Total
BALANCE, September 1, 1950:		
Treasurer's Cash Balance.....	\$ 3,344,930.23	
Less: Warrants Payable.....	77,125.00	
Net Cash Balance.....		\$ 3,267,805.23
RECEIPTS:		
111 Ad Valorem Tax.....	\$ 1,079,905.71	
612 Interest on County Deposits.....	5.37	
733 Refunds.....	100.00	\$ 1,080,011.08
OTHER CREDITS:		
Warrants Voided by Statute of Limitation.....		50.00
		<u>\$ 4,347,866.31</u>
EXPENDITURES.....		\$ 820,922.25
BALANCE, August 31, 1951:		
Treasurer's Cash Balance.....	\$ 3,596,019.06	
Less: Warrants Payable.....	69,075.00	
Net Cash Balance.....		3,526,944.06
		<u>\$ 4,347,866.31</u>

TABLE NO. 13
STATE HIGHWAY FUND 6
Year Ended August 31, 1951

Item, Code and Source	Amount	Total	
BALANCE, September 1, 1950:			
Treasurer's Cash Balance	\$18,617,554.57		
Less: Warrants Payable	1,359,300.76		
Net Cash Balance		\$17,258,253.81	
RECEIPTS AND ALLOCATIONS OF REVENUE FROM:			
	Prior Year	Current Year	Total
141 Highway Motor Fuel Tax	\$ 3,705,322.80	\$43,220,263.98	\$46,925,586.78
161 Automobile License Fees		32,574,710.32	32,574,710.32
209 Truck and Automobile Special Permits		540,881.84	540,881.84
245 Examination, Service Fees		109.50	109.50
251 Certificates and Copies		5,578.25	5,578.25
252 Office Fees		24,717.46	24,717.46
291 Miscellaneous Fees		189.70	189.70
295 Certificate of Title Fees		457,013.05	457,013.05
335 Rentals, Lands and Buildings		4.99	4.99
336 Surface Easements		4,908.54	4,908.54
451 Sale, Books, Pamphlets and Maps		16,955.32	16,955.32
461 Sales, Machinery and Equipment		132,123.59	132,123.59
471 Miscellaneous Sales		28,648.59	28,648.59
611 Interest on State Deposits		20,237.36	20,237.36
624 Interest on U. S. Government Bonds		56,250.00	56,250.00
721 Damages Collected		36,237.52	36,237.52
723 Insurance Collected		6,183.62	6,183.62
731 Refunds to Appropriations		98.82	98.82
733 Other Refunds		77,551.47	77,551.47
771 Miscellaneous Collections		21,001.58	21,001.58
811 County Aid—Highway Construction		6,239,119.77	6,239,119.77
812 County Aid—Highway Maintenance		18,174.34	18,174.34
821 Federal Aid, Highway		21,171,143.05	21,171,143.05
914 Redemption of U. S. Government Bonds		5,000,000.00	5,000,000.00
Total Receipts	\$ 3,705,322.80	\$109,652,102.66	\$113,357,425.46
TRANSFERS IN:			
County and Road District Fund—Surplus		\$ 7,300,000.00	
Motor Fuel Enforcement Fund		261,924.67	
Farm to Market Road Fund		20,949,528.50	
			\$28,511,453.17

REPORT OF COMPTROLLER

TABLE NO. 13—Continued
STATE HIGHWAY FUND 6
Year Ended August 31, 1951

Item, Code and Source	Amount	Total
OTHER CREDITS:		
Warrants Voided by Statute of Limitation		\$ 573.29
		<u>\$159,127,705.73</u>
TRANSFERS OUT:		
To General Revenue Fund		\$ 75,000.00
EXPENDITURES:		
Department of Public Safety		\$ 2,839,890.29
Highway Department:		
Operation and Administration	\$ 9,303,923.54	
Excess Retirement Matching Paid	2,452.92	
Construction of Highways	72,272,566.28	
Construction of Farm to Market Roads	19,702,403.87	
Maintenance of Highways	<u>29,274,796.40</u>	
		<u>\$130,556,143.01</u>
Total Expenditures		<u>\$133,396,033.30</u>
BALANCE, August 31, 1951:		
Treasurer's Cash Balance	\$27,186,188.70	
Less: Warrants Payable	<u>1,529,516.27</u>	
Net Cash Balance		<u>\$25,656,672.43</u>
		<u>\$159,127,705.73</u>
(BOND ACCOUNT)		
U. S. Government Bonds on hand, September 1, 1950		\$ 5,000,000.00
Less Bonds Redeemed		<u>5,000,000.00</u>
Balance August 31, 1951		<u>.....</u>

TABLE NO. 14
HIGHWAY LIGHT TEST FUND 8
Year Ended August 31, 1951

Item, Code and Source	Amount
BALANCE, September 1, 1950.....	\$ 3,400.00
RECEIPTS:	
771 Head Light Test Fees.....	2,950.00
	<u>\$ 6,350.00</u>
BALANCE, August 31, 1951.....	\$ 6,350.00
	<u><u>\$ 6,350.00</u></u>

TABLE NO. 15
 COUNTY AND ROAD DISTRICT HIGHWAY FUND NO. 57
 Year Ended August 31, 1951

Item, Code and Source			State Funds	County Funds	Total
BALANCE, September 1, 1950:					
Treasurer's Cash Balance.....					\$19,116,176.40
Less: Warrants Payable.....					54,019.19
Net Cash Balance.....			\$17,442,857.24	\$ 1,619,299.97	\$19,062,157.21
RECEIPTS AND ALLOCATIONS OF REVENUE FROM:	Prior Year	Current Year	Total		
141 Highway Motor Fuel Tax.....	\$ 1,852,661.40	\$21,610,131.94	\$23,462,793.34		\$23,462,793.34
611 Interest on State Deposits.....		19,482.48	19,482.48		19,482.48
721 Damages Collected.....		2.85	2.85		2.85
733 Other Refunds.....		12.96	12.96		12.96
952 Non-Revenue Receipts.....				\$15,779,808.32	15,779,808.32
Unexpended Balance from Motor Fuel Enforcement Fund	130,962.33		130,962.33		130,962.33
Total.....	\$ 1,983,623.73	\$21,629,630.23	\$23,613,253.96	\$15,779,808.32	\$39,393,062.28
			<u>\$41,056,111.20</u>	<u>\$17,399,108.29</u>	<u>\$58,455,219.49</u>
EXPENDITURES:					
Administration.....			\$ 52,458.35		\$ 52,458.35
Grants to Counties.....			7,300,000.00		7,300,000.00
Bond Retirements.....			6,267,639.45		6,267,639.45
Non-Governmental Expenditures.....				\$15,746,155.14	15,746,155.14
Total.....			\$13,620,097.80	\$15,746,155.14	\$29,366,252.94
TRANSFERS OUT:					
To State Highway Fund—Surplus.....			\$ 7,300,000.00		\$ 7,300,000.00
BALANCE, August 31, 1951:					
Treasurer's Cash Balance.....					21,794,307.91
Less: Warrants Payable.....					5,341.36
Net Cash Balance.....			\$20,136,013.40	\$ 1,652,953.15	\$21,788,966.55
			<u>\$41,056,111.20</u>	<u>\$17,399,108.29</u>	<u>\$58,455,219.49</u>

TABLE NO. 16
HIGHWAY MOTOR FUEL TAX FUND 60
Year Ended August 31, 1951

Item, Code and Source	Amount	Total
BALANCE, September 1, 1950:		
Treasurer's Cash Balance.....	\$ 8,950,120.40	
Less: Warrants Payable.....	627,694.71	
Net Cash Balance.....		\$ 8,322,425.69
RECEIPTS:		
141 Highway Motor Fuel Tax.....	\$27,384,333.68	
611 Interest on State Deposits.....	4,038.30	27,388,371.98
OTHER CREDITS:		
Warrants Voided by Statute of Limitations.....	\$ 3,719.85	
		<u>\$35,714,517.52</u>
TRANSFERS OUT, From Beginning Balance:		
To: General Revenue—Filing Fees.....	\$ 15,242.00	
Available School Fund.....	1,852,661.40	
State Highway Fund.....	3,705,322.80	
County & Road District Highway Fund.....	1,852,661.40	
Motor Fuel Tax Enforcement Fund.....	96,538.09	\$ 7,522,425.69
EXPENDITURES: Tax Refunds.....		19,188,527.52
BALANCE, August 31, 1951:		
Treasurer's Cash Balance.....	\$ 9,717,154.35	
Less: Warrants Payable.....	713,590.04	
Net Cash Balance.....		\$ 9,003,564.31
		<u>\$35,714,517.52</u>

TABLE NO. 17
SPECIAL FUNDS MAINTAINED
FOR USE OF THE STATE COMPTROLLER'S DEPARTMENT

Year Ended August 31, 1951

(See Folder Immediately Following) *LB*

TABLE NO. 17
SPECIAL FUNDS MAINTAINED FOR USE OF THE STATE COMPTROLLER'S DEPARTMENT
 Year Ended August 31, 1951

Item, Code and Source	Vending Machine Occupation Tax Enforcement Fund 24	Motor Fuel Tax Enforcement Fund 61			Cigarette Tax Enforcement Fund 66			Natural and Casinghead Gas Audit Fund 73	Motor Fuel Tax Audit Fund 74	Cigarette Tax Audit Fund 91
		Prior Year	Current Year	Total	Prior Year	Current Year	Total			
Balance, September 1, 1950:										
Treasurer's Cash Balance	\$ 2,650.22			\$ 620,746.18			\$ 283,693.57	\$ 21,941.86	\$ 1,939.58	\$ 52.45
Less: Warrants Payable	525.00			32,545.30			18,420.91	175.00		
Net Cash Balance	\$ 2,125.22			\$ 588,200.88			\$ 265,272.66	\$ 21,766.86	\$ 1,939.58	\$ 52.45
RECEIPTS AND ALLOCATION OF REVENUE:										
134-O Occupation Tax—Other	\$ 6,000.00									
134-V Occupation Tax—Vending Machine	10,000.00									
135 Cigarette Tax										
141 Highway Motor Fuel Tax		\$ 96,538.09	\$ 1,047,378.46	\$ 1,143,916.55	\$ 59,240.30	\$ 564,325.74	\$ 623,566.04			
245 Examination and Audit Fees								\$ 3,950.00		
248 Cigarette Tax Permits					779.82	9,195.04	9,974.86			
461 Sales, Machinery and Equipment			698.68	698.68						
611 Interest on State Deposits			1,018.30	1,018.30		459.18	459.18			
651 Penalty and Interest, Cigarette Tax					9.27	120.23	129.50			
721 Damages Collected			99.57	99.57		260.46	260.46			
731 Refunds to Appropriations			73.66	73.66						
733 Other Refunds			4.09	4.09						
	\$ 16,000.00	\$ 96,538.09	\$ 1,049,272.76	\$ 1,145,810.85	\$ 60,029.39	\$ 574,360.65	\$ 634,390.04	\$ 3,950.00		
OTHER CREDITS: Voided Warrants				\$ 44.92			\$ 4.30			
	\$ 18,125.22			\$ 1,734,056.65			\$ 899,667.00	\$ 25,716.86	\$ 1,939.58	\$ 52.45
TRANSFERS OUT:										
Unexpended Balances	\$ 2,125.22			\$ 523,849.33			\$ 218,230.30			
EXPENDITURES	\$ 15,504.35			\$ 502,795.58			\$ 439,089.59	\$ 3,230.38		
BALANCE, August 31, 1951:										
Treasurer's Cash Balance	\$ 1,873.26			\$ 740,075.63			\$ 268,357.07	\$ 22,486.48	\$ 1,939.58	\$ 52.45
Less: Warrants Payable	1,377.61			32,663.89			26,009.96			
Net Cash Balance	\$ 495.65			\$ 707,411.74			\$ 242,347.11	\$ 22,486.48	\$ 1,939.58	\$ 52.45
	\$ 18,125.22			\$ 1,734,056.65			\$ 899,667.00	\$ 25,716.86	\$ 1,939.58	\$ 52.45

TABLE NO. 18
SPECIAL FUNDS ADMINISTERED BY LIQUOR CONTROL BOARD
Year Ended August 31, 1951

Item, Code and Source	Liquor Act Enforcement Fund No. 97		Liquor Board Confiscation Fund 67
BALANCE, September 1, 1950:			
Treasurer's Cash Balance	\$	98,940.63	\$ 156,019.89
Less: Warrants Payable		73,214.71	8,187.00
Net Cash Balance	\$	25,725.92	\$ 147,832.89
RECEIPTS:			
	For	For	Total
	Refunds	Enforcement	
138 Liquor Tax	\$ 48,650.66	\$ 700,664.36	\$ 749,315.02
139 Wine Tax	1,069.72	53,274.61	54,344.33
142 Ale Tax		8,786.03	8,786.03
143 Prescription Tax	4.62		4.62
153 Beer Tax	8,871.44	379,590.60	388,462.04
235 Liquor Permits	2,839.96		2,839.96
236 Wine and Beer Permits	2,564.50		2,564.50
461 Sales, Machinery and Equipment		4,055.82	4,055.82
522 Confiscations			\$ 134,881.09
611 Interest on State Deposits		119.53	119.53
733 Other Refunds		910.02	910.02
Total Receipts	\$ 64,000.90	\$ 1,147,400.97	\$ 1,211,401.87
OTHER CREDITS:			
Warrants Voided by Statute of Limitation			\$ 8.25
			\$ 1,237,136.04
TRANSFERS OUT:			
To General Revenue Fund—Cost of Government			\$ 5,000.00
To General Revenue Fund Portion of Confiscations			125,689.54
			\$ 130,689.54
EXPENDITURES			\$ 60,807.48
BALANCE, August 31, 1951:			
Treasurer's Cash Balance	\$	102,261.81	\$ 102,264.94
Less: Warrants Payable		74,834.60	11,047.98
Net Cash Balance	\$	27,427.21	\$ 91,216.96
			\$ 1,237,136.04
			\$ 282,713.98

TABLE NO. 19
SPECIAL FUNDS MAINTAINED FOR THE USE OF THE STATE DEPARTMENT OF AGRICULTURE
 Year Ended August 31, 1951

Item, Code and Source	Citrus Fruit Inspection Fund 92	Texas Vegetable Certification Fund 208	Pure Bred Cottonseed Inspection Fund 30	2, 4-D License Fund 192	Herbicide Fund 264
BALANCE, September 1, 1950:					
Treasurer's Cash Balance.....	\$ 14,001.03	\$ 1,520.87	\$ 28,600.45	\$ 5,084.13	
Less: Warrants Payable.....	1,968.30	40.00	2,494.52	7.08	
Net Cash Balance.....	<u>\$ 12,032.73</u>	<u>\$ 1,480.87</u>	<u>\$ 26,105.93</u>	<u>\$ 5,077.05</u>	
RECEIPTS:					
222 Vegetable Plant Inspection Fees.....		\$ 5,803.30			
223 Cottonseed Inspection Fees.....			\$ 26,054.48		
226 Citrus Grading and Inspection Fees.....	\$ 87,896.92				
237 Agricultural Registration Fees.....				\$ 5,050.00	\$ 9,888.83
611 Interest on Deposits.....		2.79			
	<u>\$ 87,896.92</u>	<u>\$ 5,806.09</u>	<u>\$ 26,054.48</u>	<u>\$ 5,050.00</u>	<u>\$ 9,888.83</u>
	<u>\$ 99,929.65</u>	<u>\$ 7,286.96</u>	<u>\$ 52,160.41</u>	<u>\$ 10,127.05</u>	<u>\$ 9,888.83</u>
TRANSFERS OUT:					
To General Revenue.....	\$ 8,000.00				
To Employees Retirement System.....					
To Citrus Fruit Inspection Fund.....					
Total Transfers Out.....	<u>\$ 8,000.00</u>				
EXPENDITURES	<u>\$ 84,241.57</u>	<u>\$ 5,822.58</u>	<u>\$ 27,333.91</u>	<u>\$ 4,722.94</u>	<u>\$ 1,247.28</u>
BALANCE, August 31, 1951:					
Treasurer's Cash Balance.....	\$ 9,508.08	\$ 2,824.38	\$ 27,041.56	\$ 5,500.41	\$ 8,966.55
Less: Warrants Payable.....	1,820.00	1,360.00	2,215.06	96.30	325.00
Net Cash Balance.....	<u>\$ 7,688.08</u>	<u>\$ 1,464.38</u>	<u>\$ 24,826.50</u>	<u>\$ 5,404.11</u>	<u>\$ 8,641.55</u>
	<u>\$ 99,929.65</u>	<u>\$ 7,286.96</u>	<u>\$ 52,160.41</u>	<u>\$ 10,127.05</u>	<u>\$ 9,888.83</u>

REPORT OF COMPTROLLER

65

TABLE NO. 20

SPECIAL FUNDS MAINTAINED FOR THE USE OF THE GAME, FISH AND OYSTER COMMISSION

Year Ended August 31, 1951

Item, Code and Source	Medina Lake Fund	Special Game Fund
BALANCE, September 1, 1950:		
Treasurer's Cash Balance.....		\$ 1,303,152.80
Less: Warrants Payable.....		122,066.99
Net Cash Balance.....		<u>\$ 1,181,085.81</u>
RECEIPTS:		
137 Tax on Sale of Marine Products.....		\$ 9.21
171 Fish and Oyster Licenses (Commercial).....		182,803.80
172 Fishing Licenses.....		520,045.86
173 Game Licenses.....		733,588.60
321 Sale of Sand, Shell and Gravel.....		640,535.75
433 Sale of Pelts.....		120.31
451 Sale of Books, Pamphlets and Maps.....		16,253.41
461 Sales of Machinery and Equipment.....		2,560.06
511 Court Costs.....		6,822.20
521 Fines.....		84,957.41
611 Interest on State Deposits.....		1,216.36
721 Damages Collected.....		184.92
731 Refunds to Appropriations.....		178.81
733 Refunds.....		1,921.54
761 Advertising & Other Receipts, Institutional Publications.....		572.91
771 Miscellaneous Collection.....		13,883.65
822 Federal Grants.....		98,229.85
Total Receipts.....		<u>\$ 2,303,884.65</u>
TRANSFERS IN:		
Employees Retirement System.....	\$ 40.20	
OTHER CREDITS:		
Voided Warrants.....		\$ 8.80
	<u>\$ 40.20</u>	<u>\$ 3,484,979.26</u>
TRANSFERS OUT:		
To General Revenue Fund.....	\$ 40.20	\$ 75,000.00
EXPENDITURES.....		
		<u>\$ 2,549,447.14</u>
BALANCE, August 31, 1951:		
Treasurer's Cash Balance.....		\$ 1,006,471.22
Less: Warrants Payable.....		145,939.10
Net Cash Balance.....		<u>\$ 860,532.12</u>
	<u>\$ 40.20</u>	<u>\$ 3,484,979.26</u>

TABLE NO. 21

SPECIAL FUNDS ADMINISTERED BY THE HEALTH DEPARTMENT

Year Ended August 31, 1951

(See Folder Immediately Following) ~~127~~

TABLE NO. 21
SPECIAL FUNDS ADMINISTERED BY THE HEALTH DEPARTMENT
Year Ended August 31, 1951

Item, Code and Source	Vital Statistics Fund 19	Federal Crippled Children Fund 20	Maternal and Child Health Fund 22	U. S. Public Health Service Fund 36	Federal Venereal Disease Control Fund 110	Emergency Maternal and Infant Care Fund 143	Federal Tuberculosis Control Fund 147	Federal Cancer Control Fund 181	Federal Hospital Survey and Planning Fund 182	Federal Mental Health Fund 183	Health Dept. Special Administration Fund 191	Water Pollution Control Fund 221	Venereal Disease Rapid Treatment Fund 222	Federal Heart Disease Control Fund 227
BALANCE, September 1, 1950:														
Treasurer's Cash Balance	\$ 7,706.82	\$ 58,551.96	\$ 150,864.15	\$ 322,943.49	\$ 188,153.34	\$ 23,605.84	\$ 81,031.82	\$ 80,163.89	\$ 153,812.82	\$ 71,293.00	\$ 2,680.63	\$ 4,316.79	\$ 88,692.81	\$ 39,281.52
Less: Warrants Payable	563.10	3,805.41	32,045.92	42,631.83	30,793.22	57.00	8,593.89	10,887.73	152,679.55	8,586.35		3,043.38	24,635.32	865.55
Net Cash Balance	\$ 7,143.72	\$ 54,746.55	\$ 118,818.23	\$ 280,311.66	\$ 157,360.12	\$ 23,548.84	\$ 72,437.93	\$ 69,276.16	\$ 1,133.27	\$ 62,706.65	\$ 2,680.63	\$ 1,273.41	\$ 64,057.49	\$ 38,415.97
RECEIPTS:														
251 Certificates and Copies	\$ 27,990.27													
334 Grazing Lease Permits					\$ 294.00								\$ 101.10	
431 Sale of Livestock and Poultry					348.58									
432 Sale of Wool					18.00									
461 Sale of Machinery and Equipment				\$ 2,529.78										
471 Miscellaneous Sales				248.55										
611 Depository Interest		\$ 55.39	\$ 170.60	18.00	116.24		\$ 119.70		\$ 383.52	\$ 70.43	\$ 2.91	\$ 27.62	62.56	\$ 57.69
721 Damages Collected			29.35				72.21	\$ 55.30					497.05	
733 Other Refunds	25.69	1,145.98	13.37	126.73	1.32			72.56					3,265.63	
822 Federal Aid		458,416.13	603,406.57	618,544.00	372,180.00		173,308.00	125,134.00	9,574,253.31	132,001.00		51,250.00	242,050.00	17,031.00
831 Donations and Grants		35.00												
Total Receipts	\$ 28,015.96	\$ 459,652.50	\$ 603,619.89	\$ 621,467.06	\$ 372,940.14		\$ 173,499.91	\$ 125,261.86	\$ 9,574,636.83	\$ 132,071.43	\$ 2.91	\$ 51,277.62	\$ 245,976.34	\$ 17,088.69
TRANSFERS IN:														
General Revenue Fund—Transfer of														
Maternal and Child Health Fund 22				\$ 449.38										
V. D. Rapid Treatment Fund 222					\$ 8,253.50									
Federal Venereal Disease Control Fund 110				10,000.00										
Federal Hospital Survey and Planning Fund 182				2,000.00										
Federal Mental Health Fund 183				113.48										
Total Transfers In				\$ 12,562.86	\$ 8,253.50									
OTHER CREDITS:														
Warrants Voided by Statute of Limitation		\$ 5.00	\$ 30.00		\$ 93.35	\$ 54.00								
	\$ 35,159.68	\$ 514,404.05	\$ 722,468.12	\$ 914,341.58	\$ 538,647.11	\$ 23,602.84	\$ 245,937.84	\$ 194,538.02	\$ 9,575,770.10	\$ 194,778.08	\$ 2,683.54	\$ 52,551.03	\$ 310,033.83	\$ 55,504.66
TRANSFERS OUT:														
Federal Venereal Disease Control Fund													\$ 8,253.50	
U. S. Public Health Service Fund			\$ 449.38		10,000.00				\$ 2,000.00	\$ 113.48				
EXPENDITURES	\$ 19,386.84	\$ 463,622.14	\$ 577,885.31	\$ 730,742.88	\$ 432,585.40	\$ 23,548.84	\$ 203,433.73	\$ 152,547.27	\$ 9,565,052.75	\$ 148,555.11		\$ 43,711.58	\$ 276,666.48	\$ 5,017.33
BALANCE, August 31, 1951:														
Treasurer's Cash Balance	\$ 17,034.51	\$ 58,199.57	\$ 179,336.64	\$ 213,499.33	\$ 120,098.06	\$ 57.00	\$ 54,357.26	\$ 50,597.23	\$ 1,857,813.73	\$ 53,511.65	\$ 2,683.54	\$ 11,814.38	\$ 57,429.94	\$ 50,487.33
Less: Warrants Payable	1,261.67	7,417.66	35,203.21	29,900.63	24,036.35	3.00	11,853.15	8,606.48	1,849,096.38	7,402.16		2,974.93	32,316.09	
Net Cash Balance	\$ 15,772.84	\$ 50,781.91	\$ 144,133.43	\$ 183,598.70	\$ 96,061.71	\$ 54.00	\$ 42,504.11	\$ 41,990.75	\$ 8,717.35	\$ 46,109.49	\$ 2,683.54	\$ 8,839.45	\$ 25,113.85	\$ 50,487.33
	\$ 35,159.68	\$ 514,404.05	\$ 722,468.12	\$ 914,341.58	\$ 538,647.11	\$ 23,602.84	\$ 245,937.84	\$ 194,538.02	\$ 9,575,770.10	\$ 194,778.08	\$ 2,683.54	\$ 52,551.03	\$ 310,033.83	\$ 55,504.66

TABLE NO. 22
SPECIAL FEDERAL AND DONATED FUNDS ADMINISTERED BY STATE DEPARTMENT OR BOARD OF EDUCATION
Year Ended August 31, 1950

Item, Code and Source	Smith-Hughes Fund 4	Federal Rehabilitation Fund 42	George Barden Fund 43	Veterans Educational Fund 169	General Education Board Fund 235	Federal-School Lunch Fund 171	Southern Education Foundation Fund 236	Federal Survey and School Construction Fund 238
BALANCE, September 1, 1950:								
Treasurer's Cash Balance.....	\$ 279,205.44	\$ 127,655.16	\$ 963,646.59	\$ 1,948,473.08	\$ 517.47	\$ 73,655.45	\$ 672.78
Less: Warrants Payable.....	81,333.70	41,013.54	342,083.92	116,479.77	387.60	2,480.12	62.23
Net Cash Balance.....	<u>\$ 197,871.74</u>	<u>\$ 86,641.62</u>	<u>\$ 621,562.67</u>	<u>\$ 1,831,993.31</u>	<u>\$ 129.87</u>	<u>\$ 71,175.33</u>	<u>\$ 610.55</u>
RECEIPTS:								
611 Interest on Deposits.....	\$ 210.27	\$ 145.64	\$ 748.74	\$ 2,477.37	\$ 1.98	\$ 1,313.25	\$ 3.35	\$ 8.33
733 Refunds.....		1,301.18		37,185.11		3,703.44	44.44	
822 Federal Grants.....	350,978.47	718,850.35	526,454.75	11,909,863.79		4,048,347.00		21,881.00
831 Donations and Grants.....					5,700.00		6,270.00	
471 Miscellaneous.....				63.36				
Total Receipts.....	<u>\$ 351,188.74</u>	<u>\$ 720,297.17</u>	<u>\$ 527,203.49</u>	<u>\$11,949,589.63</u>	<u>\$ 5,701.98</u>	<u>\$ 4,053,363.69</u>	<u>\$ 6,317.79</u>	<u>\$ 21,889.33</u>
Prior Year Adj. Employee Retirement.....				\$ 312.00				
WARRANTS VOIDED: By Statute of Limitation....								
		\$ 100.65						
	<u>\$ 549,060.48</u>	<u>\$ 807,039.44</u>	<u>\$ 1,148,766.16</u>	<u>\$13,781,894.94</u>	<u>\$ 5,831.85</u>	<u>\$ 4,124,539.02</u>	<u>\$ 6,928.34</u>	<u>\$ 21,889.33</u>
TRANSFERS OUT:								
To Foundation School Fund.....	\$ 168,677.65							
EXPENDITURES.....								
	\$ 112,113.35	\$ 754,680.86	\$ 784,530.17	\$12,318,447.45	\$ 5,826.52	\$ 4,123,001.88	\$ 5,781.88	\$ 18,807.09
BALANCE, August 31, 1951:								
Treasurer's Cash Balance.....	\$ 284,950.52	\$ 97,571.67	\$ 424,603.01	\$ 2,219,518.90	\$ 380.33	\$ 91,424.83	\$ 1,146.46	\$ 6,497.24
Less: Warrants Payable.....	16,681.04	45,213.09	60,367.02	756,071.41	375.00	89,887.69		3,415.00
Net Cash Balance.....	<u>\$ 268,269.48</u>	<u>\$ 52,358.58</u>	<u>\$ 364,235.99</u>	<u>\$ 1,463,447.49</u>	<u>\$ 5.33</u>	<u>\$ 1,537.14</u>	<u>\$ 1,146.46</u>	<u>\$ 3,082.24</u>
	<u>\$ 549,060.48</u>	<u>\$ 807,039.44</u>	<u>\$ 1,148,766.16</u>	<u>\$13,781,894.94</u>	<u>\$ 5,831.85</u>	<u>\$ 4,124,539.02</u>	<u>\$ 6,928.34</u>	<u>\$ 21,889.33</u>

TABLE NO. 23

SPECIAL FUND MAINTAINED
FOR THE USE OF THE BOARD OF INSURANCE COMMISSIONERS

Year Ended August 31, 1951

(See Folder Immediately Following) ~~23~~

TABLE NO. 23
SPECIAL FUND MAINTAINED FOR THE USE OF THE BOARD OF INSURANCE COMMISSIONERS
 Year Ended August 31, 1951

Item, Code and Source	Motor Vehicle Insurance Fund 10	Fire Insurance Fund 13	Compensation Insurance Fund 14	Insurance Examiners Fund 54	Insurance Agents License Fund 85	Mutual Assessment Fund 113	Insurance Fee Fund 115	Recording Agents License Fund 124	Casualty Insurance Fund 161	Title Insurance Fund 162	Burial Association Rate Fund 180
BALANCE, September 1, 1950:											
Treasurer's Cash Balance.....	\$ 118,200.50	\$ 265,200.42	\$ 77,162.16	\$ 35,024.01	\$ 38,092.93	\$ 5,779.79	\$ 58,485.77	\$ 40,798.31	\$ 33,538.28	\$ 11,020.64	\$ 13,257.01
Less: Warrants Payable.....	5,364.30	19,435.03	8,449.66	15,656.87	4,078.45			1,426.00	3,888.90	607.00	515.00
Net Cash Balance.....	\$ 112,836.20	\$ 245,765.39	\$ 68,712.50	\$ 19,367.14	\$ 34,014.48	\$ 5,779.79	\$ 58,485.77	\$ 39,372.31	\$ 29,649.38	\$ 10,413.64	\$ 12,742.01
RECEIPTS:											
151 Maintenance Tax.....	\$ 62,343.79	\$ 460,580.11	\$ 146,380.42						\$ 77,541.46	\$ 16,866.81	\$ 6,225.34
174 Insurance Agents Licenses.....					\$ 76,077.00			\$ 10,202.00			
211 Domestic Charter Fees.....						\$ 840.00	\$ 2,770.00				
212 Foreign Permits and Charters.....							3,210.00				
245 Examination Fees.....				\$ 262,053.27				11,939.00			
246 Filing Fees.....						4,150.00	19,195.00				
251 Certificates & Copies of Documents.....		404.02		1.32		843.00	6,013.60		1,692.30		
252 Office Fees.....							63,760.00				
451 Sale of Books, Pamphlets & Maps.....		3,024.30									
461 Sale of Machinery & Equipment.....		1,267.18									
611 Depository Interest.....	119.96	314.97	85.13	29.99	35.17	5.78	43.76	43.91	36.62	14.63	14.20
721 Damages Collected.....			14.22								
Total Receipts.....	\$ 62,463.75	\$ 465,590.58	\$ 146,479.77	\$ 262,084.58	\$ 76,112.17	\$ 5,838.78	\$ 94,992.36	\$ 22,184.91	\$ 79,270.38	\$ 16,881.44	\$ 6,239.54
TRANSFERS IN:											
Insurance Fee Fund 115.....				\$ 80,000.00							
	\$ 175,299.95	\$ 711,355.97	\$ 215,192.27	\$ 361,451.72	\$ 110,126.65	\$ 11,618.57	\$ 152,478.13	\$ 61,557.22	\$ 108,919.76	\$ 27,295.08	\$ 18,981.55
TRANSFERS OUT:											
General Revenue Cost of Services.....	\$ 2,000.00	\$ 7,500.00		\$ 7,500.00	\$ 500.00	\$ 5,779.79	\$ 750.00				
Insurance Examiners Fund.....							80,000.00				
Total Transfers Out.....	\$ 2,000.00	\$ 7,500.00		\$ 7,500.00	\$ 500.00	\$ 5,779.79	\$ 80,750.00				
EXPENDITURES.....	\$ 80,364.88	\$ 331,760.46	\$ 110,024.26	\$ 342,842.93	\$ 58,044.96			\$ 24,610.31	\$ 56,455.83	\$ 8,280.83	\$ 5,829.70
BALANCE, August 31, 1951:											
Treasurer's Cash Balance.....	\$ 98,621.98	\$ 393,989.07	\$ 112,897.66	\$ 33,799.26	\$ 54,357.65	\$ 5,838.78	\$ 72,728.13	\$ 38,645.96	\$ 56,538.01	\$ 19,614.73	\$ 13,500.50
Less: Warrants Payable.....	5,686.91	21,893.56	7,729.65	22,690.47	2,775.96			1,699.05	4,074.08	600.48	348.65
Net Cash Balance.....	\$ 92,935.07	\$ 372,095.51	\$ 105,168.01	\$ 11,108.79	\$ 51,581.69	\$ 5,838.78	\$ 72,728.13	\$ 36,946.91	\$ 52,463.93	\$ 19,014.25	\$ 13,151.85
	\$ 175,299.95	\$ 711,355.97	\$ 215,192.27	\$ 361,451.72	\$ 110,126.65	\$ 11,618.57	\$ 152,478.13	\$ 61,557.22	\$ 108,919.76	\$ 27,295.08	\$ 18,981.55

TABLE NO. 24
SPECIAL FUNDS ADMINISTERED BY THE TEXAS UNEMPLOYMENT COMPENSATION COMMISSION
Year Ended August 31, 1951

Item, Code and Source	Unemployment Compensation Funds				
	Clearance Fund 29	Benefit Fund 87	Administration Fund 26	Trust Fund in Federal Treasury 145	Special Administration Fund 165
BALANCE, September 1, 1950:					
State or Federal Treasury Balance.....	\$ 2,054.76	\$ 547,280.04	\$ 973,537.00	\$223,957,738.61	\$ 421,781.07
Less: Warrants Payable.....	1,414.18	286,686.12	438,628.50	838.24
Net Cash Balance, State Treasury.....	\$ 640.58	\$ 260,593.92	\$ 534,908.50	\$ 420,942.83
Net Cash Balance, Federal Treasury.....	\$223,957,738.61
RECEIPTS:					
251 Certified Copies.....	\$ 148.00
335 Rentals Land or Buildings.....	2,116.77
461 Sale of Machinery and Equipment.....	50.00
471 Miscellaneous Sales.....	657.50
511 Court Costs.....	2,290.96
521 Fines.....
611 Interest on State Deposits.....	1,343.14	\$ 191,707.09
614 Interest on Federal Deposits.....	\$ 4,936,599.18	541.39
733 Refunds.....
822 Federal Grants.....	\$ 5,277.54	5,237.11
951 Employers Contributions.....	\$20,418,537.19	7,910,000.00	6,274,937.63
252 Office Fees.....	291.00
952 Non Governmental Receipts.....	25,098.94
Total Receipts.....	\$20,418,537.19	\$ 7,915,277.54	\$ 6,312,171.05	\$ 4,936,599.18	\$ 192,248.48
TRANSFERS IN:					
From Clearance Fund No. 29—Employees Contributions.....	\$20,377,000.00
OTHER CREDITS:					
Warrants Voided by Statute of Limitation.....	\$ 388.68	\$ 24,354.22	\$ 3.85	\$ 1.25
	<u>\$20,419,566.45</u>	<u>\$ 8,200,225.68</u>	<u>\$ 6,847,083.40</u>	<u>\$249,271,337.79</u>	<u>\$ 613,192.56</u>

TABLE NO. 24—Continued
 SPECIAL FUNDS ADMINISTERED BY THE TEXAS UNEMPLOYMENT COMPENSATION COMMISSION
 Year Ended August 31, 1951

Item, Code and Source	Unemployment Compensation Funds				
	Clearance Fund 29	Benefit Fund 87	Administration Fund 26	Trust Fund in Federal Treasury 145	Special Administration Fund 165
TRANSFERS OUT:					
To Federal Treasury	\$20,377,000.00
To Employees Retirement System Funds
General Revenue Fund, S. B. 391, 50th Legislature
EXPENDITURES	\$ 42,242.25	\$ 7,943,384.50	\$ 6,215,397.80	\$ 7,910,000.00	\$ 118,654.83
BALANCE, August 31, 1951:					
State or Federal Treasury Balance	\$ 4,050.08	\$ 710,252.09	\$ 1,119,107.14	\$241,361,337.79	\$ 495,081.71
Less: Warrants Payable	3,725.88	453,410.91	487,421.54	543.98
Net Cash Balance, State Treasury	\$ 324.20	\$ 256,841.18	\$ 631,685.60	\$ 494,537.73
Net Cash Balance, Federal Treasury	\$241,361,337.79
	<u>\$20,419,566.45</u>	<u>\$ 8,200,225.68</u>	<u>\$ 6,847,083.40</u>	<u>\$249,271,337.79</u>	<u>\$ 613,192.56</u>

TABLE NO. 25
SPECIAL FUNDS MAINTAINED FOR THE DEPARTMENT OF PUBLIC WELFARE
 Year Ended August 31, 1951

Item, Code and Source	State Old Age Assistance Fund 27	Federal Old Age Assistance Fund 28	State Blind Assistance Fund 121	Federal Blind Assistance Fund 131	State Children Assistance Fund 122	Federal Children Assistance Fund 132	Federal Public Welfare Administration Fund 117	Child Welfare Service Fund 37	Child Welfare Service Administration Fund 146	State Children Administration Fund 130
BALANCE, August 31, 1950:										
Treasurer's Cash Balance	\$ 198,968.39	\$ 5,735,219.43	\$ 44,662.81	\$ 264,879.27	\$ 76,166.58	\$ 927,151.38	\$ 305,177.28	\$ 51,138.42	\$ 1,929.72	\$ 6.00
Less: Warrants Payable	116,264.50		4,275.00		33,270.56		24,459.12	15,028.89		6.00
Net Cash Balance	\$ 82,703.89	\$ 5,735,219.43	\$ 40,387.81	\$ 264,879.27	\$ 42,896.02	\$ 927,151.38	\$ 280,718.16	\$ 36,109.53	\$ 1,929.72	
RECEIPTS:										
134-AD Admissions Tax	\$ 120,744.50									
134-V Vending Machine Tax	460,918.77									
461 Sales, Machinery and Equipment							\$ 1,250.75			
471 Miscellaneous Sales		\$ 2.62					2.62			
611 Interest on Deposits	2,712.10	3,867.25	100.77	228.18	422.11	1,006.83	600.57	80.27	1.53	
731 Refunds to Appropriations							12.72			
733 Other Refunds	149.75	289.75			23.00		47.00	340.50		
822 Federal Aid		57,277.336.84		1,700,207.40		7,903,164.47	2,978,978.60	304,359.25		
Total Receipts	\$ 584,525.12	\$57,281,496.46	\$ 100.77	\$ 1,700,435.58	\$ 445.11	\$ 7,904,218.30	\$ 2,980,856.61	\$ 304,780.02	\$ 1.53	
TRANSFERS IN:										
State Children Administration Fund					6.00					
Omnibus Tax Clearance Fund	\$30,382,657.30		\$ 1,000,000.00		\$ 3,000,000.00					
Comptroller's Tax Clearance Fund	35,679.43									
	\$30,418,336.73		\$ 1,000,000.00		\$ 3,000,006.00					
OTHER CREDITS:										
Warrants Voided	\$ 4,954.00	\$ 6,877.00	\$ 342.50	\$ 407.50	\$ 1,635.18	\$ 2,445.17	\$ 28.95			\$ 6.00
	\$31,090,519.74	\$63,023,592.89	\$ 1,040,831.08	\$ 1,965,722.35	\$ 3,044,982.31	\$ 8,833,814.85	\$ 3,261,603.72	\$ 340,889.55	\$ 1,931.25	\$ 6.00
TRANSFERS OUT:										
To General Revenue—Dormant Fund									\$ 1,931.25	
To General Revenue—For Travel							\$ 61,000.00			\$ 6.00
Children Assistance Fund 122										
EXPENDITURES:										
Old Age Assistance	\$30,998,096.85	\$56,807,769.10					51,800.25			
Blind Assistance			\$ 999,872.75	\$ 1,658,996.25			468.50			
Children Assistance					\$ 2,997,388.99	\$ 7,128,027.27	1,867.31			
Administration							1,974,720.41	\$ 228,392.50		
Total Expenditures	\$30,998,096.85	\$56,807,769.10	\$ 999,872.75	\$ 1,658,996.25	\$ 2,997,388.99	\$ 7,128,027.27	\$ 2,028,856.47	\$ 228,392.50		
BALANCE, August 31, 1951:										
Treasurer's Cash Balance	\$ 220,808.39	\$ 6,215,823.79	\$ 44,693.33	\$ 306,726.10	\$ 74,305.16	\$ 1,705,787.58	\$ 1,192,753.80	\$ 130,973.20		
Less: Warrants Payable	128,385.50		3,735.00		26,711.84		21,006.55	18,476.15		
Net Cash Balance	\$ 92,422.89	\$ 6,215,823.79	\$ 40,958.33	\$ 306,726.10	\$ 47,593.32	\$ 1,705,787.58	\$ 1,171,747.25	\$ 112,497.05		
	\$31,090,519.74	\$63,023,592.89	\$ 1,040,831.08	\$ 1,965,722.35	\$ 3,044,982.31	\$ 8,833,814.85	\$ 3,261,603.72	\$ 340,889.55	\$ 1,931.25	\$ 6.00

TABLE NO. 26
SPECIAL FUNDS MAINTAINED FOR THE TEACHERS RETIREMENT SYSTEM
Year Ended August 31, 1951

Item, Code and Source	Teachers Saving Fund 103	State Membership Accumulation Fund 104	Membership Annuity Reserve Fund 107	Prior Service Annuity Reserve Fund 105	Teachers Interest Fund 106	Teachers Expense Fund 108
(CASH ACCOUNT)						
BALANCE, September 1, 1950:						
Treasurer's Cash Balance.....	\$ 299,959.92	\$ 46,437.47	\$ 433,317.97	\$ 14,476.56	\$ 57,723.90	\$ 44,416.64
Less: Warrants Payable.....	221,000.93	44,973.22	280,669.20	12,074.51	6.83	8,333.34
Net Cash Balance.....	<u>\$ 78,958.99</u>	<u>\$ 1,464.25</u>	<u>\$ 152,648.77</u>	<u>\$ 2,402.05</u>	<u>\$ 57,717.07</u>	<u>\$ 36,083.30</u>
RECEIPTS:						
232 Teacher Retirement Fees.....						\$ 91,888.00
611 Interest on State Deposits.....					\$ 1,736.42	
621 Interest on City, County & District Bonds.....					708,154.94	
624 Interest on U. S. Government Bonds.....					1,653,448.90	
733 Refunds.....	\$ 41.26	\$ 177.79				
772 Amortization of Premium and Discounts.....	76,834.25	19,632.14	\$ 2,787.66	\$ 6,977.96	386.27	
911 Redemption of City, County and District Bonds.....	305,000.00	3,000.00				
914 Redemption of U. S. Government Bonds.....	100,000.00					
921 Redemption of Accrued Interest Purchased.....	33,303.98	22,347.37	3,194.66	8,006.79	5,762.79	
951 Teachers Contributions.....	10,608,765.61					
952 Miscellaneous Non-Revenue Receipts.....		6,838,949.88		4,159,319.65		
Total Receipts.....	<u>\$11,123,945.10</u>	<u>\$ 6,884,107.18</u>	<u>\$ 5,982.32</u>	<u>\$ 4,174,304.40</u>	<u>\$ 2,369,489.32</u>	<u>\$ 91,888.00</u>
TRANSFERS IN:						
Intradepartmental Transfers In.....	\$ 301,033.73	\$ 1,368.32	\$ 3,775,470.93		\$ 143,544.10	\$ 40,868.50
OTHER CREDITS:						
Warrants Voided by Statute of Limitation.....	\$ 639.41		\$ 453.16			
	<u>\$11,504,577.23</u>	<u>\$ 6,886,939.75</u>	<u>\$ 3,934,555.18</u>	<u>\$ 4,176,706.45</u>	<u>\$ 2,570,750.49</u>	<u>\$ 168,839.80</u>
TRANSFERS OUT:						
Intradepartmental Transfers Out.....	\$ 698,283.74	\$ 922,034.41	\$ 8,764.32	\$ 2,516,300.88	\$ 116,902.23	
EXPENDITURES.....	<u>\$10,521,465.99</u>	<u>\$ 5,961,093.44</u>	<u>\$ 3,814,858.90</u>	<u>\$ 1,632,308.62</u>	<u>\$ 2,387,733.62</u>	<u>\$ 117,939.53</u>

TABLE NO. 26—Continued
SPECIAL FUNDS MAINTAINED FOR THE TEACHERS RETIREMENT SYSTEM
 Year Ended August 31, 1951

Item, Code and Source	Teachers Saving Fund 103	State Membership Accumulation Fund 104	Membership Annuity Reserve Fund 107	Prior Service Annuity Reserve Fund 105	Teachers Interest Fund 106	Teachers Expense Fund 108
BALANCE, August 31, 1951:						
Treasurer's Cash Balance.....	\$ 387,786.81	\$ 3,811.90	\$ 463,341.79	\$ 28,096.95	\$ 66,114.64	\$ 60,576.27
Less: Warrants Payable.....	102,959.31		352,409.83			9,676.00
Net Cash Balance.....	<u>\$ 284,827.50</u>	<u>\$ 3,811.90</u>	<u>\$ 110,931.96</u>	<u>\$ 28,096.95</u>	<u>\$ 66,114.64</u>	<u>\$ 50,900.27</u>
	<u>\$11,504,577.23</u>	<u>\$ 6,886,939.75</u>	<u>\$ 3,934,555.18</u>	<u>\$ 4,176,706.45</u>	<u>\$ 2,570,750.49</u>	<u>\$ 168,839.80</u>
(BOND ACCOUNT)						
BONDS HELD, September 1, 1950:						
City, County and District Bonds.....	\$12,740,000.00	\$ 5,752,500.00	\$ 1,118,000.00	\$ 1,365,000.00	\$ 1,017,500.00	
U. S. Government Bonds.....	33,786,000.00	25,510,000.00	2,360,000.00	10,885,000.00	975,000.00	
Total.....	<u>\$46,526,000.00</u>	<u>\$31,262,500.00</u>	<u>\$ 3,478,000.00</u>	<u>\$12,250,000.00</u>	<u>\$ 1,992,500.00</u>	
Bonds, Purchased, Add.....	\$29,913,000.00	\$24,369,000.00	\$ 2,514,000.00	\$ 8,411,000.00	\$ 3,344,000.00	
Transferred In, Distribution of Interest, Add.....	985,000.00	809,000.00	115,500.00	397,000.00	199,000.00	
Bonds Redeemed:						
City, County and District Bonds, Deduct.....	305,000.00	3,000.00				
Transferred Out, Distribution of Interest, Deduct.....	424,000.00		100,000.00		1,981,500.00	
U. S. Government Bonds.....	<u>21,995,000.00</u>	<u>18,530,000.00</u>	<u>1,685,000.00</u>	<u>6,820,000.00</u>	<u>975,000.00</u>	
BONDS HELD, August 31, 1951:						
City, County and District Bonds.....	\$16,339,000.00	\$ 8,272,500.00	\$ 1,962,500.00	\$ 2,553,000.00	\$ 504,000.00	
U. S. Government Bonds.....	38,361,000.00	29,635,000.00	2,360,000.00	11,685,000.00	2,075,000.00	
Total.....	<u>\$54,700,000.00</u>	<u>\$37,907,500.00</u>	<u>\$ 4,322,500.00</u>	<u>\$14,238,000.00</u>	<u>\$ 2,579,000.00</u>	

TABLE NO. 27
SPECIAL FUNDS MAINTAINED FOR THE EMPLOYEES RETIREMENT SYSTEM
Year Ended August 31, 1951

Item, Code and Source	Employees Saving Fund 173	State Membership Accumulation Fund 174	Prior Service Annuity Reserve Fund 176	Membership Annuity Reserve Fund 175	Employees Interest Fund 177	Permanent Retirement Fund 178	Employees Expense Fund 179
(CASH ACCOUNT)							
BALANCE, September 1, 1950:							
Treasurer's Cash Balance.....	\$ 51,349.50	\$ 22,511.86	\$ 60,921.49	\$ 15,425.94	\$ 28,874.84	\$ 15.19	\$ 31,100.30
Less: Warrants Payable.....	3,998.19		27,212.47				3,343.71
Net Cash Balance.....	<u>\$ 47,351.31</u>	<u>\$ 22,511.86</u>	<u>\$ 33,709.02</u>	<u>\$ 15,425.94</u>	<u>\$ 28,874.84</u>	<u>\$ 15.19</u>	<u>\$ 27,756.59</u>
RECEIPTS:							
232 Employees Retirement Fees.....							\$ 56,574.00
611 Interest on State Deposits.....			\$ 46.36		\$ 498.74		
624 Interest on U. S. Government Bonds.....					262,391.94		
772 Amortization of Premiums and Discounts.....	\$ 2,264.31	\$ 1,396.58	\$ 1,094.49	\$ 33.58	154.42		
833 State Retirement Contributions.....		36,988.12	38,497.82				
921 Redemption of Accrued Interest Purchased.....	10,934.09	4,936.48	3,921.99	271.13	822.13		
951 Employees Contributions.....	2,812,535.06						
952 Non-Revenue Receipts.....		1,466,928.48	1,526,739.23				
Total Receipts.....	<u>\$ 2,825,733.46</u>	<u>\$ 1,510,249.66</u>	<u>\$ 1,570,299.89</u>	<u>\$ 304.71</u>	<u>\$ 263,867.23</u>		<u>\$ 56,574.00</u>
TRANSFERS IN:							
Intradepartmental Transfers In.....			\$ 25,882.93	\$ 89,436.59		\$ 4,825.52	
	<u>\$ 2,873,084.77</u>	<u>\$ 1,532,761.52</u>	<u>\$ 1,629,891.84</u>	<u>\$ 105,167.24</u>	<u>\$ 292,742.07</u>	<u>\$ 4,840.71</u>	<u>\$ 84,330.59</u>
TRANSFERS OUT:							
Intradepartmental Transfers.....	\$ 44,651.65	\$ 46,618.55			\$ 28,874.84		
Foundation School Fund.....		510.80	\$ 531.65				
EXPENDITURES	<u>\$ 2,711,062.48</u>	<u>\$ 1,481,748.08</u>	<u>\$ 1,619,799.34</u>	<u>\$ 99,338.32</u>	<u>\$ 229,397.15</u>		<u>\$ 51,186.40</u>
BALANCE, August 31, 1951:							
Treasurer's Cash Balance.....	\$ 128,881.79	\$ 3,884.09	\$ 59,960.98	\$ 5,828.92	\$ 34,470.08	\$ 4,840.71	\$ 37,964.70
Less: Warrants Payable.....	11,511.15		50,400.13				4,820.51
Net Cash Balance.....	<u>\$ 117,370.64</u>	<u>\$ 3,884.09</u>	<u>\$ 9,560.85</u>	<u>\$ 5,828.92</u>	<u>\$ 34,470.08</u>	<u>\$ 4,840.71</u>	<u>\$ 33,144.19</u>
	<u>\$ 2,873,084.77</u>	<u>\$ 1,532,761.52</u>	<u>\$ 1,629,891.84</u>	<u>\$ 105,167.24</u>	<u>\$ 292,742.07</u>	<u>\$ 4,840.71</u>	<u>\$ 84,330.59</u>

TABLE NO. 27—Continued
 SPECIAL FUNDS MAINTAINED FOR THE EMPLOYEES RETIREMENT SYSTEM
 Year Ended August 31, 1951

Item, Code and Source	Employees Saving Fund 173	State Membership Accumulation Fund 174	Prior Service Annuity Reserve Fund 176	Membership Annuity Reserve Fund 175	Employees Interest Fund 177	Permanent Retirement Fund 178	Employees Expense Fund 179
(BOND ACCOUNT)							
BONDS HELD, September 1, 1950	\$12,000,000.00	\$ 5,705,000.00	\$ 3,080,000.00	\$ 2,955,000.00	\$ 90,000.00	\$ 170,000.00
Bonds Purchased.....	17,600,000.00	8,300,000.00	4,770,000.00	4,000,000.00	180,000.00	350,000.00
TRANSFERS IN: Distribution of Interest, Add	170,000.00	60,000.00	30,000.00	80,000.00
LESS: Bonds Redeemed	12,600,000.00	6,350,000.00	3,280,000.00	2,770,000.00	80,000.00	120,000.00
TRANSFERS OUT: Distribution of Interest, Deduct	170,000.00	170,000.00
U. S. Government Bonds Held Aug. 31, 1951.....	<u>\$17,000,000.00</u>	<u>\$ 7,715,000.00</u>	<u>\$ 4,600,000.00</u>	<u>\$ 4,265,000.00</u>	<u>\$ 190,000.00</u>	<u>\$ 230,000.00</u>

TABLE NO. 28
SPECIAL FUNDS OF THE TEXAS PRISON SYSTEM
Year Ended August 31, 1951

Item, Code and Source	Revolving Expense Account	Texas Prison Fund 75		Prison Industrial Revolving Fund 38
		Discharged Convicts Revolving Fund In Huntsville Banks	In State Treasury	
BALANCE, September 1, 1950:				
Treasury or Bank Balance.....	\$ 25,000.00	\$ 25,000.00	\$ 532,391.32	4,764.96
Less: Warrants Payable.....			42,907.93	
Net Cash Balance, State Treasury.....			\$ 489,483.39	\$ 4,764.96
Net Cash Huntsville Banks.....	\$ 25,000.00	\$ 25,000.00		
RECEIPTS:				
335 Rent on Land and Buildings.....			\$ 140.00	
336 Townsites and Other Surface Easements.....			3,901.26	
411 Sale of Cotton.....			736,332.76	
412 Sale of Seed.....			170,819.60	
421 Sale of Farm, Dairy and Garden Products.....			23,128.05	
431 Sale of Livestock and Poultry.....			84,380.29	
433 Sale of Hides.....			33,402.90	
432 Sale of Wool.....			371.64	
445 Sale of Other Manufactured Products.....			326,325.68	
461 Sale of Salvage Power Plant Equipment.....			400.00	
471 Miscellaneous Sales.....			4,755.14	
721 Damages Collected.....			403.94	
733 Other Refunds.....			60,521.73	
771 Miscellaneous Collections.....			24.91	
Total Receipts.....			\$ 1,444,907.90	
	\$ 25,000.00	\$ 25,000.00	\$ 1,934,391.29	\$ 4,764.96
TRANSFERS OUT:				
To General Revenue Fund.....				\$ 4,764.96
EXPENDITURES			\$ 1,614,466.53	
BALANCE, August 31, 1951:				
Treasury or Bank Balance.....	\$ 25,000.00	\$ 25,000.00	\$ 388,589.67	
Less: Warrants Payable.....			68,664.91	
Net Cash Balance in Treasury.....			\$ 319,924.76	
Net Cash Balance, Huntsville Banks.....	\$ 25,000.00	\$ 25,000.00		
	\$ 25,000.00	\$ 25,000.00	\$ 1,934,391.29	\$ 4,764.96

REPORT OF COMPTROLLER

TABLE NO. 29

SPECIAL FUNDS MAINTAINED FOR USE OF SECRETARY OF STATE

Year Ended August 31, 1951

Item, Code and Source	Texas Securities Act Fund 84
BALANCE, September 1, 1950:	
Treasurer's Cash Balance.....	\$ 108,742.52
Less: Warrants Payable.....	3,462.92
Net Cash Balance.....	\$ 105,279.60
RECEIPTS:	
213 Permits and Licenses.....	137,928.72
461 Sale of Machinery and Equipment.....	136.99
611 Interest on State Deposits.....	8.21
731 Refunds to Appropriations.....	8.21
Total Receipts.....	\$ 138,073.92
	<u>\$ 243,353.52</u>
TRANSFERS OUT:	
To General Revenue Fund.....	\$ 90,936.64
EXPENDITURES	43,144.12
BALANCE, August 31, 1951:	
Treasurer's Cash Balance.....	\$ 112,084.67
Less: Warrants Payable.....	2,811.91
Net Cash Balance.....	\$ 109,272.76
	<u>\$ 243,353.52</u>

TABLE NO. 30
SPECIAL FUNDS MAINTAINED FOR USE OF THE RAILROAD COMMISSION
 Fiscal Year Ended August 31, 1951

Item, Code and Source	Oil and Gas Enforcement Fund 79		Gas Utilities Fund 82	Liquified Petroleum Gas Fund 116
BALANCE, September 1, 1950:				
Treasurer's Cash Balance			\$ 215,343.70	
Less: Warrants Payable			5,962.38	
Net Cash Balance			\$ 209,381.32	
RECEIPTS AND ALLOCATIONS OF REVENUE FROM:				
	Prior Year	Current Year	Total	
132 Gross Receipts Tax				\$ 289,435.97
132-K Gross Prod. Tax, Crude Oil	\$ 139,059.85	\$ 1,607,454.64	\$ 1,746,514.49	
174 Liquified Petroleum Licenses				\$ 785.39
251 Certificates and Copies		296.93	296.93	
451 Sale of books, pamphlets		604.50	604.50	
461 Sales of Machinery and Equipment		29,580.12	29,580.12	86.72
611 Interest on Deposits		830.42	830.42	334.29
721 Damages Collected		142.25	142.25	14.22
731 Refunds to Appropriations		38.97	38.97	58.57
Totals	\$ 139,059.85	\$ 1,638,947.83	\$ 1,778,007.68	\$ 289,929.77
			\$ 2,246,734.28	\$ 499,311.09
				\$ 785.39
TRANSFERS OUT:				
To General Revenue—Unexpended Balances			\$ 400,942.99	\$ 188,289.50
EXPENDITURES			\$ 1,005,545.71	\$ 73,035.61
BALANCE, August 31, 1951:				
Treasurer's Cash Balance			\$ 907,703.90	\$ 242,641.84
Less: Warrants Payable			67,458.32	4,655.86
Net Cash Balance			\$ 840,245.58	\$ 237,985.98
			\$ 2,246,734.28	\$ 499,311.09
				\$ 785.39

REPORT OF COMPTROLLER

TABLE NO. 31

AVAILABLE FUNDS OF THE STATE ELEEMOSYNARY INSTITUTIONS

Year Ended August 31, 1951

Item, Code and Source	Blind Institute Fund 17	Available Lunatic Asylum Fund 15	Deaf and Dumb Institute Fund 16	Orphans Home Fund 18
BALANCE, September 1, 1950.				
RECEIPTS:				
334 Grazing Lease Rentals.....			\$ 280.00	
621 Interest on City, County and District Bonds.....	\$ 1,800.00	\$ 696.25	1,421.25	1,928.76
622 Interest on State Bonds.....	5,150.00	4,515.00	3,595.00	1,090.00
624 Interest on U. S. Government Bonds.....	138.75	58.75	575.00	115.00
631 Interest on Land Sales.....			25.23	81.14
Total Receipts.....	\$ 7,088.75	\$ 5,270.00	\$ 5,896.48	\$ 3,214.90
TRANSFERS OUT:				
To General Revenue by Appropriation Bill.....	\$ 7,088.75	\$ 4,766.68	\$ 5,875.92	\$ 3,196.57
To Permanent Lunatic Asylum Fund.....		446.79		
Total Transfers Out.....	\$ 7,088.75	\$ 5,213.47	\$ 5,875.92	\$ 3,196.57
EXPENDITURES		\$ 56.53	\$ 20.56	\$ 18.33
BALANCE, August 31, 1951.				
	\$ 7,088.75	\$ 5,270.00	\$ 5,896.48	\$ 3,214.90

TABLE NO. 32

PERMANENT FUNDS OF THE STATE ELEEMOSYNARY INSTITUTIONS

Year Ended August 31, 1951

Item, Code and Source	Blind Institute Fund 48	Deaf and Dumb Institute Fund 49	Lunatic Asylum Fund 50	Orphans Home Fund 51
(CASH ACCOUNT)				
BALANCE, September 1, 1950:				
Treasurer's Cash Balance.....	\$ 81.25	\$ 1,776.48	\$ 5,512.15	\$ 103.01
RECEIPTS:				
312 Principal on Land Sales.....		\$ 1.50		\$ 24.14
911 Redemption of City, County & District Bonds.....			\$ 6,500.00	6,000.00
Total Receipts.....		\$ 1.50	\$ 6,500.00	\$ 6,024.14
TRANSFERS IN:				
From—Available Lunatic Asylum Fund.....			\$ 446.79	
	\$ 81.25	\$ 4,777.98	\$ 12,458.94	\$ 6,127.15
EXPENDITURES		\$ 4,000.00	\$ 11,000.00	\$ 6,000.00
BALANCE, August 31, 1951:				
Treasurer's Cash Balance.....	\$ 81.25	\$ 777.98	\$ 1,458.94	\$ 127.15
	\$ 81.25	\$ 4,777.98	\$ 12,458.94	\$ 6,127.15
(BOND ACCOUNT)				
BONDS HELD, September 1, 1950.	\$ 178,700.00	\$ 174,300.00	\$ 152,100.00	\$ 77,500.00
Bonds Purchased.....		4,000.00	11,000.00	6,000.00
Less Bonds Redeemed.....			6,500.00	6,000.00
	\$ 178,700.00	\$ 178,300.00	\$ 156,600.00	\$ 77,500.00
(BONDS ON HAND, August 31, 1951)				
City, County and District.....	\$ 39,000.00	\$ 51,500.00	\$ 28,000.00	\$ 42,500.00
State of Texas.....	134,400.00	104,300.00	126,300.00	30,600.00
U. S. Government.....	5,300.00	22,500.00	2,300.00	4,400.00
	\$ 178,700.00	\$ 178,300.00	\$ 156,600.00	\$ 77,500.00

TABLE NO. 33
SPECIAL FUNDS FOR USE OF THE LABOR DEPARTMENT
Year Ended August 31, 1951

Item, Code and Source	Boxing and Wrestling Enforcement Fund 70	Boiler Inspection Fund 12
BALANCE, September 1, 1950:		
Treasurer's Cash Balance.....	\$ 29,523.22	\$ 14,470.84
Less: Warrants Payable.....	1,408.29	3,182.62
Net Cash Balance.....	\$ 28,114.93	\$ 11,288.22
RECEIPTS:		
132 Gross Receipts Taxes.....	\$ 33,386.03	
229 Boiler Inspection Fees.....		\$ 43,126.89
249 Boxing and Wrestling Fees.....	8,816.94	
521 Fines.....	664.15	
611 Interest on State Deposits.....	33.29	12.12
722 Purse Forfeitures.....	191.00	
721 Damages Collected.....		52.63
Total Receipts.....	\$ 43,091.41	\$ 43,191.64
	\$ 71,206.34	\$ 54,479.86
TRANSFERS OUT:		
General Revenue.....	\$ 18,596.15	\$ 500.00
Available School Fund.....	6,198.71	
Total Transfers Out.....	\$ 24,794.86	\$ 500.00
EXPENDITURES	\$ 20,253.75	\$ 49,445.33
BALANCE, August 31, 1951:		
Treasurer's Cash Balance.....	\$ 27,809.11	\$ 7,772.37
Less: Warrants Payable.....	1,651.38	3,237.84
Net Cash Balance.....	\$ 26,157.73	\$ 4,534.53
	\$ 71,206.34	\$ 54,479.86

TABLE NO. 34
FEDERAL ADULT BLIND FUND 141
Year Ended August 31, 1951
(Administered by the State Blind Commission)

Item, Code and Source	Amount	Total
BALANCE, September 1, 1950:		
Treasurer's Cash Balance.....	\$ 30,147.70	
Less: Warrants Payable.....	6,893.65	
Net Cash Balance.....		\$ 23,254.05
RECEIPTS:		
461 Sales, Machinery and Equipment.....	\$ 152.21	
611 Depository Interest.....	41.54	
733 Other Refunds.....	152.15	
822 Federal Grants.....	152,328.52	\$ 152,674.42
OTHER CREDITS:		
Voided Warrants.....		34.80
		\$ 175,963.27
EXPENDITURES		\$ 155,971.41
BALANCE, August 31, 1951:		
Treasurer's Cash Balance.....	\$ 29,524.54	
Less: Warrants Payable.....	9,532.68	
Net Cash Balance.....		\$ 19,991.86
		\$ 175,963.27

REPORT OF COMPTROLLER

TABLE NO. 35

MEDICAL REGISTRATION FUND 55

Year Ended August 31, 1951

Item, Code and Source	Amount	Total
BALANCE, September 1, 1950:		
Treasurer's Cash Balance.....	\$ 13,294.14	
Less: Warrants Payable.....	2,204.89	
Net Cash Balance.....		\$ 11,089.25
RECEIPTS:		
281 Registration Fees.....	\$ 19,075.96	
461 Sales, Machinery and Equipment.....	25.00	
521 Fines.....	14.00	19,114.96
		<u>\$ 30,204.21</u>
TRANSFERS OUT:		
To General Revenue.....		\$ 2,000.00
EXPENDITURES.....		
		\$ 20,859.97
BALANCE, August 31, 1950:		
Treasurer's Cash Balance.....	\$ 8,633.24	
Less: Warrants Payable.....	1,289.00	
Net Cash Balance.....		\$ 7,344.24
		<u>\$ 30,204.21</u>

TABLE NO. 36

DENTAL REGISTRATION FUND 86

Year Ended August 31, 1951

Item, Code and Source	Amount	Total
BALANCE, September 1, 1950:		
Treasurer's Cash Balance.....	\$ 23,973.06	
Less: Warrants Payable.....	2,143.06	
Net Cash Balance.....		\$ 21,830.00
RECEIPTS:		
281 Registration Fees.....	\$ 36,795.00	
521 Fines.....	210.00	\$ 37,005.00
		<u>\$ 58,835.00</u>
TRANSFERS OUT:		
To General Revenue Fund.....		\$ 750.00
EXPENDITURES.....		
		\$ 34,741.27
BALANCE, August 31, 1951:		
Treasurer's Cash Balance.....	\$ 26,530.54	
Less: Warrants Payable.....	3,186.81	
Net Cash Balance.....		\$ 23,343.73
		<u>\$ 58,835.00</u>

REPORT OF COMPTROLLER

TABLE NO. 37
COSMETOLOGISTS AND HAIRDRESSERS FUND 88
Year Ended August 31, 1951

Item, Code and Source	Amount	Total
BALANCE, September 1, 1950:		
Treasurer's Cash Balance.....	\$ 301,108.56	
Less: Warrants Payable.....	11,585.73	
Net Cash Balance.....		\$ 289,522.83
RECEIPTS:		
281 Registration Fees.....	\$ 153,593.61	
611 Interest on State Deposits.....	342.56	
		\$ 153,936.17
OTHER CREDITS:		
Warrants Voided by Statute of Limitation.....		30.00
		<u>\$ 443,489.00</u>
TRANSFERS OUT:		
To General Revenue Fund, Administrative Costs.....	\$ 30,000.00	
To General Revenue, 10% of Receipts.....	16,715.20	
		\$ 46,715.20
EXPENDITURES.....		\$ 177,301.85
BALANCE, August 31, 1951:		
Treasurer's Cash Balance.....	\$ 231,189.24	
Less: Warrants Payable.....	11,717.29	
Net Cash Balance.....		\$ 219,471.95
		<u>\$ 443,489.00</u>

TABLE NO. 38
STATE BOARD OF BARBER EXAMINERS FUND 40
Year Ended August 31, 1951

Item, Code and Source	Amount	Total
BALANCE, September 1, 1950:		
Treasurer's Cash Balance.....	\$ 92,950.49	
Less: Warrants Payable.....	5,932.74	
Net Cash Balance.....		\$ 87,017.75
RECEIPTS:		
281 Registration Fees.....	\$ 89,855.00	
611 Depository Interest.....	131.66	
		\$ 89,986.66
VOIDED WARRANTS.....		\$ 1.25
		<u>\$ 177,005.66</u>
TRANSFERS OUT:		
To General Revenue.....		\$ 15,000.00
EXPENDITURES.....		\$ 88,629.39
BALANCE, August 31, 1951:		
Treasurer's Cash Balance.....	\$ 79,061.81	
Less: Warrants Payable.....	5,685.54	
Net Cash Balance.....		\$ 73,376.27
		<u>\$ 177,005.66</u>

REPORT OF COMPTROLLER

TABLE NO. 39
 PROFESSIONAL ENGINEERS FUND 56
 Year Ended August 31, 1951

Item, Code and Source	Amount	Total
BALANCE, September 1, 1950:		
Treasurer's Cash Balance.....	\$ 148,041.74	
Less: Warrants Payable.....	5,501.73	
Net Cash Balance.....		\$ 142,540.01
RECEIPTS:		
281 Professional Registration Fees.....	\$ 50,129.50	
461 Sale of Machinery and Equipment.....	45.00	
521 Fines.....	1,368.00	
731 Refunds to Appropriations.....	29.02	
733 Other Refunds.....	1.45	\$ 51,572.97
		<u>\$ 194,112.98</u>
TRANSFERS OUT:		
General Revenue Fund.....		\$ 5,000.00
EXPENDITURES		\$ 31,786.64
BALANCE, August 31, 1951:		
Treasurer's Cash Balance.....	\$ 162,054.01	
Less: Warrants Payable.....	4,727.67	
Net Cash Balance.....		\$ 157,326.34
		<u>\$ 194,112.98</u>

TABLE NO. 40
 ARCHITECTS REGISTRATION FUND 109
 Year Ended August 31, 1951
 (For State Board of Examiners)

Item, Code and Source	Amount	Total
BALANCE, September 1, 1950:		
Treasurer's Cash Balance.....	\$ 16,379.16	
Less: Warrants Payable.....	741.40	
Net Cash Balance.....		\$ 15,637.76
RECEIPTS:		
281 Registration Fees.....	\$ 15,200.20	
521 Fines.....	100.00	\$ 15,300.20
		<u>\$ 30,937.96</u>
TRANSFERS OUT:		
To General Revenue—Unexpended Balance.....		\$ 8,451.52
EXPENDITURES		\$ 8,426.36
BALANCE, August 31, 1951:		
Treasurer's Cash Balance.....	\$ 14,476.38	
Less: Warrants Payable.....	416.30	
Net Cash Balance.....		\$ 14,060.08
		<u>\$ 30,937.96</u>

TABLE NO. 41
 BOARD OF CHIROPRACTIC EXAMINERS FUND 140
 Year Ended August 31, 1951

Item, Code and Source	Amount	Total
BALANCE, September 1, 1950		\$ 22,265.31
RECEIPTS:		
281 Registration Fees.....		\$ 25,654.00
		<u>\$ 47,919.31</u>
EXPENDITURES		\$ 22,604.40
BALANCE, August 31, 1951:		
Treasurer's Cash Balance.....	\$ 27,503.63	
Less: Warrants Payable.....	<u>2,188.72</u>	
Net Cash Balance.....		<u>\$ 25,314.91</u>
		<u>\$ 47,919.31</u>

TABLE NO. 42
 SPECIAL FUNDS MAINTAINED FOR STATE PARKS BOARD
 Year Ended August 31, 1951

Item, Code and Source	State Parks Fund 64	State Parks Development Fund 209
BALANCE, September 1, 1950:		
Treasurer's Cash Balance.....	\$ 57,372.16	\$ 993.27
Less: Warrants Payable.....	<u>2,160.40</u>	
Net Cash Balance.....	\$ 55,211.76	\$ 993.27
RECEIPTS:		
183 Unclassified Concession Receipts.....	\$ 68,125.26	
332 Mineral Lease Rental and Bonus.....		\$ 5,147.61
334 Grazing Leases.....	700.00	
335 Rentals, Lands and Buildings.....	1,000.00	
336 Easements.....	81.37	
461 Sales, Machinery and Equipment.....	901.53	
471 Miscellaneous Sales.....	148.39	
721 Damages Collected.....	40.50	
733 Other Refunds.....	105.90	
611 Interest on Deposits.....		3.69
	<u>\$ 71,103.01</u>	<u>\$ 5,151.30</u>
OTHER CREDITS:		
Warrants Voided by Limitation.....	\$ 36.52	
	<u>\$ 126,351.29</u>	<u>\$ 6,144.57</u>
EXPENDITURES	\$ 78,790.25	
BALANCE, August 31, 1951:		
Treasurer's Cash Balance.....	\$ 48,893.86	\$ 6,144.57
Less: Warrants Payable.....	<u>1,332.82</u>	
Net Cash Balance.....	\$ 47,561.04	\$ 6,144.57
	<u>\$ 126,351.29</u>	<u>\$ 6,144.57</u>

REPORT OF COMPTROLLER

TABLE NO. 43

OPERATORS AND CHAUFFEURS' LICENSE FUND 99

Year Ended August 31, 1951

(For Use of the Department of Public Safety)

Item, Code and Source	Amount	Total
BALANCE, September 1, 1950:		
Treasurer's Cash Balance.....	\$ 843,847.31	
Less: Warrants Payable.....	83,712.62	
Net Cash Balance.....		\$ 760,134.69
RECEIPTS:		
174 Operators and Chauffeurs Licenses.....	\$1,337,664.28	
461 Sales, Machinery and Equipment.....	8,115.68	
611 Interest on State Deposits.....	1,023.75	
721 Damages Collected.....	418.75	
733 Other Refunds.....	3.52	\$1,347,225.98
OTHER CREDITS:		
Warrants Voided by Statute of Limitation.....	\$ 27.78	
		<u>\$2,107,388.45</u>
TRANSFERS OUT:		
To General Revenue.....	\$ 5,000.00	
EXPENDITURES.....		\$1,491,560.02
BALANCE, August 31, 1951:		
Treasurer's Cash Balance.....	\$ 683,063.34	
Less: Warrants Payable.....	72,234.91	
Net Cash Balance.....		\$ 610,828.43
		<u>\$2,107,388.45</u>

TABLE NO. 44
SPECIAL A. & M. FUNDS
Year Ended August 31, 1951

Item, Code and Source	A. & M. College Interest and Sinking Fund 212	A. & M. Experiment Station No. 15 Citrus Fund 224	A. & M. College Available Fund 47	A. & M. Pure Feed Fund 58	A. & M. Mineral Fund 125	A. & M. Workmen's Compensation Fund 185
BALANCE, September 1, 1950:						
Treasurer's Cash Balance.....	\$ 46,937.50	\$ 18,312.05	\$ 729,735.16	\$ 239,609.12	\$ 632.23	\$ 7,470.40
Less: Warrants Payable.....	454.25	782.32	22,557.63	9.98	729.24
Net Cash Balance.....	<u>\$ 46,937.50</u>	<u>\$ 17,857.80</u>	<u>\$ 728,952.84</u>	<u>\$ 217,051.49</u>	<u>\$ 622.25</u>	<u>\$ 6,741.16</u>
RECEIPTS:						
227 Feed Testing Fees.....	\$ 383,959.28
239 Workmen's Compensation Fees.....	\$ 5,488.37
332 Mineral Lease Rentals and Bonuses.....	\$ 5,205.38
611 Interest on State Deposits.....	\$ 103.21	\$ 19.91	\$ 1,185.97	320.20	7.15
624 Interest on U. S. Government Bonds.....	617.50
334 Grazing Lease Rentals.....	205.00
Total Receipts.....	<u>\$ 103.21</u>	<u>\$ 19.91</u>	<u>\$ 1,185.97</u>	<u>\$ 384,279.48</u>	<u>\$ 6,027.88</u>	<u>\$ 5,495.52</u>
TRANSFERS IN:						
From Texas Citrus Commission Fund.....	\$ 19,943.00
College Building Fund.....	\$ 54.60
A. & M. Available Fund.....	289,717.24
Allocations From University Available Fund.....	\$ 936,835.10
Total Transfers In.....	<u>\$ 289,771.84</u>	<u>\$ 19,943.00</u>	<u>\$ 936,835.10</u>
OTHER CREDITS:						
Warrants Voided by Statute of Limitation.....	\$ 10.45
.....	<u>\$ 336,812.55</u>	<u>\$ 37,820.71</u>	<u>\$ 1,666,984.36</u>	<u>\$ 601,330.97</u>	<u>\$ 6,650.13</u>	<u>\$ 12,236.68</u>
TRANSFERS OUT:						
To A. & M. College Interest & Sinking Fund....	\$ 289,717.24
EXPENDITURES.....	<u>\$ 293,875.00</u>	<u>\$ 21,146.66</u>	<u>\$ 33,179.64</u>	<u>\$ 349,340.03</u>	<u>\$ 5,732.94</u>	<u>\$ 8,752.53</u>

TABLE NO. 44—Continued
SPECIAL A. & M. FUNDS
Year Ended August 31, 1951

Item, Code and Source	A. & M. College Interest and Sinking Fund 212	A. & M. Experiment Station No. 15 Citrus Fund 224	A. & M. College Available Fund 47	A. & M. Pure Feed Fund 58	A. & M. Mineral Fund 125	A. & M. Workmen's Compensation Fund 185
BALANCE, August 31, 1951:						
Treasurer's Cash Balance.....	\$ 42,937.55	\$ 16,718.70	\$ 1,344,284.13	\$ 276,477.94	\$ 917.19	\$ 4,184.15
Less: Warrants Payable.....		44.65	196.65	24,487.00		700.00
Net Cash Balance.....	\$ 42,937.55	\$ 16,674.05	\$ 1,344,087.48	\$ 251,990.94	\$ 917.19	\$ 3,484.15
	<u>\$ 336,812.55</u>	<u>\$ 37,820.71</u>	<u>\$ 1,666,984.36</u>	<u>\$ 601,330.97</u>	<u>\$ 6,650.13</u>	<u>\$ 12,236.68</u>
BONDS HELD, September 1, 1950.....			\$ 209,000.00		\$ 24,700.00	
RECEIPTS, by Purchase.....					5,500.00	
BONDS HELD, August 31, 1951:			209,000.00			
State of Texas Bonds.....					30,200.00	
U. S. Government Bonds.....			\$ 209,000.00		\$ 30,200.00	
			<u>\$ 209,000.00</u>		<u>\$ 30,200.00</u>	

TABLE NO. 45
AVAILABLE UNIVERSITY FUND 11
Year Ended August 31, 1951

Item, Code and Source	Amount	Total
BALANCE, September 1, 1950:		
Treasurer's Cash Balance.....	\$ 464,099.13	
Less: Warrants Payable.....	16,868.36	
Net Cash Balance.....		\$ 447,230.77
RECEIPTS:		
252 Office Fees.....		
321 Sales, Sand, Shell and Gravel.....	\$ 4,158.25	
334 Grazing Lease Rentals.....	472,626.02	
336 Easements.....	16,616.74	
337 Rentals on Prospect Permits.....	46,500.00	
338 Transfers and Relinquishment Fees.....	2,547.91	
461 Sales, Machinery and Equipment.....	1,330.05	
611 Interest on State Deposits.....	1,462.78	
621 Interest on City, County and District Bonds.....	310,705.39	
622 Interest on State Bonds.....	22,686.00	
624 Interest on U. S. Government Bonds.....	2,271,029.80	
631 Interest on Land Sales.....	109.29	
653 Interest on Delayed Payments other than Interest Payments.....	222.95	
721 Damages Collected.....	8.54	
723 Insurance Collected.....	1,462.73	
773 Premium on Bonds Sold.....	459,998.26	\$ 3,611,464.71
OTHER CREDITS:		
Warrants Voided by Limitation.....		1.58
		<u>\$ 4,058,697.06</u>
TRANSFERS OUT:		
To University of Texas Interest and Sinking Fund.....	\$ 579,505.58	
To Available A & M Fund, Division of Receipts.....	936,835.10	
EXPENDITURES.....		\$ 1,767,885.51
BALANCE, August 31, 1951:		
Treasurer's Cash Balance.....	\$ 784,818.26	
Less: Warrants Payable.....	10,347.39	
Net Cash Balance.....		\$ 774,470.87
		<u>\$ 4,058,697.06</u>

TABLE NO. 46
PERMANENT UNIVERSITY FUND 45
Year Ended August 31, 1951
(CASH ACCOUNT)

Item, Code and Source	Amount	Total
BALANCE, September 1, 1950:		
Treasurer's Cash Balance.....	\$ 136,331.24	
Less: Warrants Payable.....		
Net Cash Balance.....		\$ 136,331.24
RECEIPTS:		
312 Principal on Land Sales.....	\$ 244.80	
332 Mineral Lease Rentals and Bonuses.....	8,312,345.49	
341 Oil and Gas Royalties.....	8,235,583.88	
772 Amortization of Premiums and Discounts.....	167,945.90	
902 Resale of U. S. Government Bonds.....	12,585,600.00	
911 Redemption of City, County and District Bonds..	332,250.00	\$29,633,970.07
		<u>\$29,770,301.31</u>

REPORT OF COMPTROLLER

TABLE NO. 46—Continued
 PERMANENT UNIVERSITY FUND 45
 Year Ended August 31, 1951
 (CASH ACCOUNT)—Continued

Item, Code and Source	Amount	Total
EXPENDITURES		\$28,819,887.32
BALANCE, August 31, 1951:		
Treasurer's Cash Balance	\$ 950,413.99	
Less: Warrants Payable		
Net Cash Balance		\$ 950,413.99
		<u>\$29,770,301.31</u>

(BOND ACCOUNT)

Kind of Bonds	On Hand Sept. 1, 1950	Add: Bonds Purchased	Deduct: Bonds Redeemed	On Hand Aug. 31, 1951
City, County and District Bonds	\$ 8,894,500.00	\$ 626,000.00	\$ 332,250.00	\$ 9,188,250.00
U. S. Government Bonds	94,306,600.00	90,800,000.00	74,285,600.00	110,821,000.00
3% State of Texas Bonds	429,700.00			429,700.00
5% State of Texas Bonds	195,900.00			195,900.00
Total	<u>\$103,826,700.00</u>	<u>\$91,426,000.00</u>	<u>\$74,617,850.00</u>	<u>\$120,634,850.00</u>

TABLE NO. 47
 ENDOWMENT FUND, MEDICAL BRANCH, UNIVERSITY OF TEXAS 46
 Year Ended August 31, 1951
 (CASH ACCOUNT)

Item, Code and Source	Amount	Total
BALANCE, September 1, 1950:		
Treasurer's Cash Balance	\$ 463.83	
Less: Warrants Payable		
Net Cash Balance		\$ 463.83
RECEIPTS:		
611 Interest on State Deposits	\$.59	
624 Interest on U. S. Government	177.50	\$ 178.09
		<u>\$ 641.92</u>
EXPENDITURES		\$ 178.10
BALANCE, August 31, 1951:		
Treasurer's Cash Balance	\$ 463.82	
Less: Warrants Payable		
Net Cash Balance		\$ 463.82
		<u>\$ 641.92</u>

(BOND ACCOUNT)

Kind of Bonds	On Hand Sept. 1, 1950	On Hand Aug. 31, 1951
U. S. Government Bonds	\$ 7,100.00	\$ 7,100.00

TABLE NO. 48
 REAL ESTATE LICENSE FUND 114
 Year Ended August 31, 1951

Item, Code and Source	Amount	Total
BALANCE, September 1, 1950:		
Treasurer's Cash Balance.....	\$ 146,262.98	
Less: Warrants Payable.....	6,542.10	
Net Cash Balance.....		\$ 139,720.88
RECEIPTS:		
174 Real Estate Agents Licenses.....	\$ 214,356.75	
246 Filing Fees.....	273.00	
251 Certificates and Copies of Records.....	11.00	
252 Office Fees.....	784.33	
451 Sale of Books, Pamphlets and Maps.....	657.35	\$ 216,082.43
		<u>\$ 355,803.31</u>
TRANSFERS OUT:		
To General Revenue—Unexpended Balance.....	\$ 108,252.01	
EXPENDITURES.....		
		\$ 86,419.23
BALANCE, August 31, 1951:		
Treasurer's Cash Balance.....	\$ 166,163.62	
Less: Warrants Payable.....	5,031.55	
Net Cash Balance.....		\$ 161,132.07
		<u>\$ 355,803.31</u>

TABLE NO. 49
 PERMANENT SCHOOL FUND 44
 Year Ended August 31, 1951
 (CASH ACCOUNT)

Item, Code and Source	Amount	Total
BALANCE, September 1, 1950:		
Treasurer's Cash Balance.....	\$ 5,016,370.11	
Less: Warrants Payable.....		
Net Cash Balance.....		\$ 5,016,370.11
RECEIPTS:		
321 Sales, Sand, Shell and Gravel.....	\$ 10,516.66	
312 Principal on Land Sales.....	1,392,342.32	
332 Mineral Lease, Rentals and Bonuses.....	5,222,852.03	
334 Grazing Lease Rentals.....	20.00	
335 Rentals on Lands and Buildings.....	40.00	
337 Rentals on Prospect Permits.....	78,214.00	
338 Transfer and Relinquishment Fees.....	20.00	
341 Oil and Gas Royalties.....	8,594,883.86	
342 Other Royalties.....	81.41	
420 Sale of Wood.....	9,100.00	
772 Amortization of Premium and Discount.....	327,263.91	
911 Redemption of City, County and District Bonds..	3,281,740.51	
912 Redemption of State Bonds.....	1,000,000.00	
914 Redemption of U. S. Government Bonds.....	12,698,848.78	\$32,615,923.48
		<u>\$37,632,293.59</u>
EXPENDITURES.....		
		\$29,613,347.28
BALANCE, August 31, 1951:		
Treasurer's Cash Balance.....	\$ 8,018,946.31	
Less: Warrants Payable.....		
Net Cash Balance.....		\$ 8,018,946.31
		<u>\$37,632,293.59</u>

REPORT OF COMPTROLLER

TABLE NO. 49—Continued
 PERMANENT SCHOOL FUND 44
 Year Ended August 31, 1951
 (BOND ACCOUNT)

Kind of Bonds	On Hand Sept. 1, 1950	Add: Bonds Purchased	Deduct: Bonds Redeemed	On Hand Aug. 31, 1951
City, County and District Bonds.....	\$55,353,609.13	\$ 5,686,730.00	\$ 5,777,220.51	\$55,263,118.62
U. S. Government Bonds.....	97,938,000.00	33,100,009.00	20,200,000.00	110,838,000.00
State Bonds.....	2,872,000.00	1,000,000.00	1,000,000.00	2,872,000.00
Due from General Revenue.....	22,775.00			22,775.00
Total.....	<u>\$156,186,384.13</u>	<u>\$39,786,730.00</u>	<u>\$26,977,220.51</u>	<u>\$168,995,893.62</u>

TABLE NO. 50
 SPECIAL CENTENNIAL FUND 23
 Year Ended August 31, 1951
 (Administered by Board of Control)

Item	Total
NET CASH BALANCE, September 1, 1950.....	\$ 71.79
TRANSFERRED OUT: To General Revenue Fund.....	\$ 71.79
Net Cash Balance, August 31, 1951.....	\$ 71.79

TABLE NO. 51
 CEMETERY PERPETUAL CARE FUND 168
 Year Ended August 31, 1951

Item, Code and Source	Amount	Total
BALANCE, September 1, 1950:		
Treasurer's Cash Balance.....	\$ 3,891.75	
Less: Warrants Payable.....		
Net Cash Balance.....		\$ 3,891.75
RECEIPTS:		
246 Filing Fees.....	\$ 1,325.00	
		\$ 5,216.75
EXPENDITURES.....		\$ 200.00
BALANCE, August 31, 1951:		
Treasurer's Cash Balance.....	\$ 5,016.75	
Less: Warrants Payable.....		
Net Cash Balance.....		\$ 5,016.75
		\$ 5,216.75

TABLE NO. 52
SPECIAL FUNDS ADMINISTERED BY THE STATE TREASURER
Year Ended August 31, 1951

Item, Code and Source	Texas Relief Bond Sinking Funds		Treasurer's Fiscal Agency Fund 100
	Series 1	Series 2	
BALANCE, September 1, 1950:			
Treasurer's Cash Balance.....	\$ 20.00	\$ 22.50	\$ 3,771.70
Warrants Payable.....			958.17
Net Cash Balance.....	\$ 20.00	\$ 22.50	\$ 2,813.53
RECEIPTS:			
252 Office Fees.....			\$ 3,717.46
	\$ 20.00	\$ 22.50	\$ 6,530.99
EXPENDITURES.....			\$ 709.83
TRANSFERRED, to General Revenue.....	\$ 20.00	\$ 22.50	
BALANCE, August 31, 1951:			
Treasurer's Cash Balance.....			\$ 5,821.16
Warrants Payable.....			
Net Cash Balance.....			\$ 5,821.16
	\$ 20.00	\$ 22.50	\$ 6,530.99

TABLE NO. 53
ESCHEATED ESTATE FUND 52
Year Ended August 31, 1951

Item	Amount
BALANCE, September 1, 1950—Old Note.....	\$ 375.00
BALANCE, August 31, 1951—Old Note.....	\$ 375.00

TABLE NO. 54
FARM TO MARKET ROAD FUND 189
Year Ended August 31, 1951

Item, Code and Source	Total
BALANCE, September 1, 1950.....	\$13,565,538.73
RECEIPTS:	
611 Depository Interest.....	\$ 15,852.55
TRANSFERS IN:	
From Omnibus Tax Clearance Fund.....	\$15,000,000.00
	\$28,581,391.28
TRANSFERS OUT:	
To State Highway Fund—Advances on Construction.....	\$20,949,528.50
BALANCE, August 31, 1951:	
Treasurer's Cash Balance.....	\$ 7,631,862.78
	\$28,581,391.28

REPORT OF COMPTROLLER

TABLE NO. 55
 VETERANS LAND FUND 190
 Year Ended August 31, 1951

Item, Code and Source	Amount	Total
BALANCE, September 1, 1950:		
Treasurer's Cash Balance.....	\$10,420,181.16	
Less: Warrants Payable.....	<u>3,058,306.69</u>	
Net Cash Balance.....		\$ 7,361,874.47
RECEIPTS:		
312 Principal on Land Sales.....	\$ 1,396,320.96	
611 Depository Interest.....	2,730.03	
624 Interest on U. S. Government Bonds.....	56,250.00	
631 Interest on Land Sales.....	460,020.28	
641 Accrued Interest on Bonds Issued.....	82.20	\$ 1,915,403.47
		<u>\$ 9,277,277.94</u>
EXPENDITURES.....		
		\$ 9,044,167.42
BALANCE, August 31, 1951:		
Treasurer's Cash Balance.....	\$ 293,432.52	
Less: Warrants Payable.....	<u>60,322.00</u>	
Net Cash Balance.....		\$ 233,110.52
		<u>\$ 9,277,277.94</u>
(BOND ACCOUNT—August 31, 1951)		
Bonds Held, August 31, 1950.....		\$ 1,700,000.00
Bonds Purchased.....		<u>1,100,000.00</u>
BONDS HELD, August 31, 1951:		
U. S. Government Bonds.....		<u>\$ 2,800,000.00</u>

TABLE NO. 56
 UNIVERSITY OF TEXAS INTEREST AND SINKING FUND 211
 Year Ended August 31, 1951

Item, Code and Source	Amount	Total
BALANCE, September 1, 1950:		
Treasurer's Cash Balance.....	\$ 93,888.71	
Less: Warrants Payable.....	<u> </u>	
Net Cash Balance.....		\$ 93,888.71
RECEIPTS:		
611 Depository Interest.....	\$	111.61
TRANSFERS IN:		
Available University Fund.....	\$ 579,505.58	
College Building Fund.....	119.15	
		<u>\$ 673,625.05</u>
EXPENDITURES.....		
		\$ 587,750.00
BALANCE, August 31, 1951:		
Treasurer's Cash Balance.....	\$ 85,875.05	
Less: Warrants Payable.....	<u> </u>	
Net Cash Balance.....		\$ 85,875.05
		<u>\$ 673,625.05</u>

TABLE NO. 57
BASIC SCIENCE EXAMINERS FUND 220
Year Ended August 31, 1951

Item, Code and Source	Amount	Total
BALANCE, September 1, 1950:		
Treasurer's Cash Balance.....	\$ 3,658.16	
Less: Warrants Payable.....	479.50	
Net Cash Balance.....		\$ 3,178.66
RECEIPTS:		
281 Professional Registration Fees.....	\$ 13,135.00	
611 Interest on State Deposits.....	3.85	
Total Receipts.....		\$ 13,138.85
		<u>\$ 16,317.51</u>
EXPENDITURES.....		
		\$ 11,421.15
BALANCE, August 31, 1951:		
Treasurer's Cash Balance.....	\$ 5,148.43	
Less: Warrants Payable.....	252.07	
Net Cash Balance.....		\$ 4,896.36
		<u>\$ 16,317.51</u>

TABLE NO. 58
TEXAS CITRUS COMMISSION FUND 223
Year Ended August 31, 1951

Item, Code and Source	Amount	Total
BALANCE, September 1, 1950:		
Treasurer's Cash Balance.....	\$ 93,708.99	
Less: Warrants Payable.....	8,673.17	
Net Cash Balance.....		\$ 85,035.82
RECEIPTS:		
226 Citrus Fruit Inspection Fees.....	\$ 160,079.29	
611 Interest on Deposits.....	104.08	
451 Sale of Books, Pamphlets and Maps.....	1.50	
521 Fines.....	8.20	
733 Other Refunds.....	4.00	
Total Receipts.....		\$ 160,197.07
		<u>\$ 245,232.89</u>
TRANSFERS OUT:		
A & M Experiment Station 15, Citrus Fund.....		\$ 19,943.00
Texas A & I Citrus Fund.....		19,943.00
EXPENDITURES.....		
		\$ 124,123.73
BALANCE, August 31, 1951:		
Treasurer's Cash Balance.....	\$ 85,661.86	
Less: Warrants Payable.....	4,438.70	
Net Cash Balance.....		\$ 81,223.16
		<u>\$ 245,232.89</u>

REPORT OF COMPTROLLER

TABLE NO. 59

TEXAS COLLEGE OF ARTS AND INDUSTRIES CITRUS FUND 225

Year Ended August 31, 1951

Item, Code and Source	Amount	Total
BALANCE, September 1, 1950:		
Treasurer's Cash Balance.....	\$ 15,236.04	
Less: Warrants Payable.....	<u>605.58</u>	
Net Cash Balance.....		\$ 14,630.46
RECEIPTS:		
611 Depository Interest.....		\$ 13.75
TRANSFERS IN:		
Texas Citrus Commission.....		\$ 19,943.00
		<u>\$ 34,587.21</u>
EXPENDITURES		\$ 32,573.63
BALANCE, August 31, 1951:		
Treasurer's Cash Balance.....	\$ 2,222.58	
Less: Warrants Payable.....	<u>209.00</u>	
Net Cash Balance.....		\$ 2,013.58
		<u>\$ 34,587.21</u>

TABLE NO. 60

STATE HOSPITAL AND SPECIAL SCHOOL BUILDING FUND 232

Year Ended August 31, 1951

Item, Code and Source	Amount	Total	
BALANCE, September 1, 1950:			
Treasurer's Cash Balance.....	\$ 3,628,301.10		
Less: Warrants Payable.....	<u> </u>		
Net Cash Balance.....		\$ 3,628,301.10	
RECEIPTS AND ALLOCATIONS OF REVENUE FROM:			
	Prior Year	Current Year	Total
RECEIPTS:			
135 Cigarette Tax.....	\$ 775,060.62	\$ 597,741.26	\$ 1,372,801.88
611 Depository Interest.....		5,254.93	5,254.93
			<u>\$ 1,378,056.81</u>
			<u>\$ 5,006,357.91</u>
EXPENDITURES			\$ 1,920,754.48
BALANCE, August 31, 1951:			
Treasurer's Cash Balance.....	\$ 3,159,580.73		
Less: Warrants Payable.....	<u>73,977.30</u>		
Net Cash Balance.....			\$ 3,085,603.43
			<u>\$ 5,006,357.91</u>

REPORT OF COMPTROLLER

TABLE NO. 61
STATE HOSPITAL FUND 233
Year Ended August 31, 1951

Item, Code and Source	Amount	Total	
BALANCE, September 1, 1950:			
Treasurer's Cash Balance.....	\$ 4,412,351.50		
Less: Warrants Payable.....			
Net Cash Balance.....		\$ 4,412,351.50	
RECEIPTS AND ALLOCATIONS OF REVENUE FROM:			
	Prior Year	Current Year	Total
131 Store Tax.....		\$ 88,229.57	\$ 88,229.57
132-C Gross Receipts—Utility			
Companies.....	\$ 38,684.20	166,888.90	205,573.10
F Gross Production—Cement.....	10,623.81	113,416.86	124,040.67
G Gross Production—Natural & Casinghead Gas.....	71,045.14	850,271.55	921,316.69
M Gross Receipts—Telephone Companies.....	47,822.27	164,895.09	212,717.36
N Gross Production—Crude Oil.....	588,097.86	6,817,594.78	7,405,692.64
O Gross Production—Sulphur.....	5,903.82	371,551.88	377,455.70
R Gross Production—Carbon Black	19,544.95	147,371.23	166,916.18
U Gross Receipts—Stock Share Transfer.....	1,574.24	16,915.05	18,489.29
V Gross Receipts—Oil & Gas Well Servicing.....	3,297.38	46,054.41	49,351.79
W Gross Receipts—Motor Carriers.....	1,274.14	5,208.99	6,483.13
133 Insurance Cos. Occupation Tax.....		685,699.28	685,699.28
135 Cigarette Tax.....		6,785,908.39	6,785,908.39
138 Liquor Tax.....	121,447.24	730,977.81	852,425.05
139 Wine Tax.....	6,093.29	54,999.10	61,092.39
142 Ale Tax.....	1,029.70	9,120.92	10,150.62
143 Prescription Tax.....	1.68	15.62	17.30
145 Franchise Tax, Domestic.....		322,251.65	322,251.65
146 Franchise Tax, Foreign.....		320,352.62	320,352.62
147 Penalties on Franchise Tax.....		16,992.81	16,992.81
148 Auto Sales Tax.....	124,156.10	1,324,975.90	1,449,132.00
149 Sales Tax on Radios, Cosmetics and Cards.....		110,354.60	110,354.60
153 Beer Tax.....	44,479.32	400,469.07	444,948.39
461 Sales, Machinery & Equipment.....		1,474.70	1,474.70
611 Interest on State Deposits.....		7,038.47	7,038.47
721 Damages Collected.....		16.65	16.65
731 Refunds to Appropriations.....		1,342.03	1,342.03
733 Other Refunds.....		1,742.40	1,742.40
Totals.....	\$1,085,075.14	\$19,562,130.33	\$20,647,205.47
			<u>\$25,059,556.97</u>
EXPENDITURES.....			\$20,413,385.06
TRANSFERS OUT:			
To General Revenue.....		\$	198.72
To Available School Fund.....			181.84
BALANCE, August 31, 1951:			
Treasurer's Cash Balance.....	\$ 5,446,802.39		
Less: Warrants Payable.....	801,011.04		
Net Cash Balance.....			\$ 4,645,791.35
			<u>\$25,059,556.97</u>

REPORT OF COMPTROLLER

TABLE NO. 62

SUBMERGED LAND FUND 234

Year Ended August 31, 1951

(ADMINISTERED BY ATTORNEY GENERAL)

Item, Code and Source	Amount	Total
BALANCE, September 1, 1950:		
Treasurer's Cash Balance.....	\$ 605.66	
Less: Warrants Payable.....	272.46	
Net Cash Balance.....		\$ 333.20
RECEIPTS:		
115 Inheritance Tax.....	\$ 1,561.00	
132R Gross Production Tax—Carbon Black.....	3,123.32	
141 Gasoline Tax.....	83.38	
271 Fees for Patients in Eleemosynary Institutions.....	2,549.49	
471 Miscellaneous Sales.....	100.00	
541 Judgments Collected.....	11,885.00	
611 Interest on Deposits.....	2.48	\$ 19,304.67
		<u>\$ 19,637.87</u>
EXPENDITURES.....		\$ 17,903.13
BALANCE, August 31, 1951:		
Treasurer's Cash Balance.....	\$ 4,334.74	
Less: Warrants Payable.....	2,600.00	
Net Cash Balance.....		\$ 1,734.74
		<u>\$ 19,637.87</u>

TABLE NO. 63
COLLEGE BUILDING FUND 186
Year Ended August 31, 1951

Item, Code and Source			Amount	Total
NET CASH BALANCE, September 1, 1950				
RECEIPTS:				
111 Ad Valorem Tax.....			\$ 2,596,284.45	
611 Interest on State Deposits.....			1,127.84	
612 Interest on County Deposits.....			13.48	\$ 2,597,425.77
	To Correct Receipts of Interest on Deposits		Allocations of Taxes	
	Prior Years	Current Year		
TRANSFERS OUT:				
Tarleton State College Fund 194.....	\$ 23.67	\$ 9.68	\$ 148,456.96	\$ 148,490.31
Arlington State College Fund 195.....	24.59	10.38	160,113.58	160,148.55
Texas State College for Women Fund 196.....	49.35	21.05	299,191.74	299,262.14
College of Arts and Industries Fund 197.....	19.29	8.01	123,401.49	123,428.79
Texas Western College Fund 198.....	17.35	7.14	122,463.43	122,487.92
Texas Technological College Fund 199.....	181.78	22.02	429,426.68	429,630.48
North Texas State College Fund 200.....	36.44	13.12	210,358.69	210,408.25
East Texas State College Fund 201.....	46.69	19.21	328,132.84	328,198.74
Sam Houston State College Fund 202.....	24.96	8.99	144,035.48	144,069.43
Southwest Texas State College Fund 203.....	29.09	10.99	176,058.31	176,098.39
Stephen F. Austin State College Fund 204.....	3.69	1.76	118,176.11	118,181.56
Sul Ross State College Fund 205.....	9.12	3.27	55,872.43	55,884.82
West Texas State College Fund 206.....	4.41	2.09	140,551.80	140,558.30
Prairie View College Fund 207.....	22.09	9.04	138,676.46	138,707.59
University of Texas Interest and Sinking Fund 211.....	100.50	18.65		119.15
A. & M. College Interest and Sinking Fund 212.....	41.36	13.24		54.60
College of Arts and Industries Interest and Sinking Fund 213.....	70.43	25.50		95.93
North Texas State College Interest and Sinking Fund 214.....	193.63	70.10		263.73
Texas State College for Women Interest and Sinking Fund 215.....	171.07	62.09		233.16
Texas Western College Interest and Sinking Fund 216.....	69.77	25.15		94.92
Prairie View College Interest and Sinking Fund 217.....	79.09	28.71		107.80
Tarleton State College Interest and Sinking Fund 218.....	85.33	31.23		116.56
Arlington State College Interest and Sinking Fund 219.....	91.41	33.14		124.55
Teachers Colleges Interest and Sinking Fund 228.....	474.56	185.54		660.10
Total Transfers Out.....	\$ 1,869.67	\$ 640.10	\$ 2,594,916.00	\$ 2,597,425.77
BALANCE, August 31, 1951				

REPORT OF COMPTROLLER

TABLE NO. 64

SPECIAL FUND MAINTAINED FOR TARLETON STATE COLLEGE

Fiscal Year Ended August 31, 1951

Item, Code and Source	Tarleton State College Fund 194	Tarleton Interest and Sinking Fund 218
NET CASH BALANCE, September 1, 1950.....	\$ 37,756.86	\$ 113,607.60
RECEIPTS:		
611 Interest on State Deposits.....	\$ 97.55	\$ 78.72
TRANSFERS IN:		
From—Tarleton State College Fund 194.....		\$ 11,980.90
College Building Fund 186.....	\$ 148,490.31	116.56
	<u>\$ 186,344.72</u>	<u>\$ 125,783.78</u>
TRANSFERS OUT:		
To Tarleton Interest and Sinking Fund 218.....	\$ 11,980.90	
EXPENDITURES		\$ 119,865.50
NET CASH BALANCE, August 31, 1951.....	\$ 174,363.82	\$ 5,918.28
	<u>\$ 186,344.72</u>	<u>\$ 125,783.78</u>

TABLE NO. 65

SPECIAL FUNDS MAINTAINED FOR ARLINGTON STATE COLLEGE

Fiscal Year Ended August 31, 1951

Item, Code and Source	Arlington State College Fund 195	Arlington Interest and Sinking Fund 219
NET CASH BALANCE, September 1, 1950.....	\$ 40,502.15	\$ 120,566.11
RECEIPTS:		
611 Interest on State Deposits.....	\$ 105.89	\$ 83.08
TRANSFERS IN:		
From—College Building Fund 186.....	\$ 160,148.55	\$ 124.55
Arlington State College Fund 195.....		11,651.59
	<u>\$ 200,756.59</u>	<u>\$ 132,425.33</u>
TRANSFERS OUT:		
To Arlington State College Interest & Sinking Fd. 219..	\$ 11,651.59	
EXPENDITURES		\$ 126,007.50
NET CASH BALANCE, August 31, 1951.....	\$ 189,105.00	\$ 6,417.83
	<u>\$ 200,756.59</u>	<u>\$ 132,425.33</u>

TABLE NO. 66

SPECIAL FUNDS MAINTAINED FOR TEXAS STATE COLLEGE FOR WOMEN

Fiscal Year Ended August 31, 1951

Item, Code and Source	Texas State College for Women Fund 196	T. S. C. W. Interest and Sinking Fund 215
NET CASH BALANCE, September 1, 1950.....	\$ 81,643.98	\$ 225,908.48
RECEIPTS:		
611 Interest on State Deposits.....	\$ 201.61	\$ 157.19
TRANSFERS IN:		
From—College Building Fund 186.....	\$ 299,262.14	\$ 233.16
Texas State College for Women Fund 196.....	\$ 25,551.11
	<u>\$ 381,107.73</u>	<u>\$ 251,849.94</u>
TRANSFERS OUT:		
To T. S. C. W. Interest and Sinking Fund 215.....	\$ 25,551.11
EXPENDITURES		\$ 239,919.24
NET CASH BALANCE, August 31, 1951.....	\$ 355,556.62	\$ 11,930.70
	<u>\$ 381,107.73</u>	<u>\$ 251,849.94</u>

TABLE NO. 67

SPECIAL FUNDS MAINTAINED FOR TEXAS COLLEGE OF ARTS AND INDUSTRIES

Fiscal Year Ended August 31, 1951

Item, Code and Source	Texas A & I Fund 197	Texas A & I Interest and Sinking Fund 213
NET CASH BALANCE, September 1, 1950.....	\$ 31,254.18	\$ 92,785.43
RECEIPTS:		
611 Interest on State Deposits.....	\$ 67.70	\$ 64.05
TRANSFERS IN:		
From—College Building Fund 186.....	\$ 123,428.79	\$ 95.93
Texas A & I Fund 197.....	9,247.48
	<u>\$ 154,750.67</u>	<u>\$ 102,192.89</u>
TRANSFERS OUT:		
To Texas A & I Interest Fund 213.....	\$ 9,247.48
EXPENDITURES	\$ 21,334.75	\$ 97,279.00
NET CASH BALANCE, August 31, 1951.....	\$ 124,168.44	\$ 4,913.89
	<u>\$ 154,750.67</u>	<u>\$ 102,192.89</u>

TABLE NO. 68

SPECIAL FUNDS MAINTAINED FOR TEXAS WESTERN COLLEGE

Fiscal Year Ended August 31, 1951

Item, Code and Source	Texas Western College Fund 198	Texas Western Interest and Sinking Fund 216
NET CASH BALANCE, September 1, 1950.....	\$ 28,079.09	\$ 91,518.60
RECEIPTS:		
611 Interest on State Deposits.....	\$ 77.62	\$ 64.85
641 Accrued Interest on Bonds Issued.....		2,738.16
Total Receipts.....	\$ 77.62	\$ 2,803.01
TRANSFERS IN:		
From—College Building Fund 186.....	\$ 122,487.92	\$ 94.92
Texas Western College Fund 198.....		10,421.29
	\$ 150,644.63	\$ 104,837.82
TRANSFERS OUT:		
To Texas Western College Int. & Sinking Fund 216....	\$ 10,421.29	
EXPENDITURES		\$ 97,216.24
NET CASH BALANCE, August 31, 1951.....	\$ 140,223.34	\$ 7,621.58
	\$ 150,644.63	\$ 104,837.82

TABLE NO. 69

SPECIAL FUNDS MAINTAINED FOR TEXAS TECHNOLOGICAL COLLEGE

Fiscal Year Ended August 31, 1951

Item, Code and Source	Texas Tech College Fund 199	Bond Retirement Fund 229	Bond Reserve Fund 230	Bond Surplus Fund 237
Net Cash Balance, September 1, 1950.....	\$ 19,675.20	\$ 150,000.00	\$ 263,471.77	
RECEIPTS:				
611 Interest on State Deposits.....	\$ 120.02	\$ 179.40	\$ 309.45	
TRANSFERS IN:				
From College Building Fund 186.....	\$ 429,630.48			
Texas Tech College Fund 199.....	\$ 337,136.78			\$ 75,354.15
Bond Reserve Fund 230.....	45.98			120.61
Total Transfers In.....	\$ 429,676.46	\$ 337,136.78		\$ 75,474.76
	\$ 429,676.46	\$ 354,932.00	\$ 150,179.40	\$ 339,255.98
TRANSFERS OUT:				
To Bond Retirement Fund 229.....	\$ 337,136.78			
To Bond Surplus Fund 237.....	75,354.15		\$ 120.61	
To Texas Tech College Fund 199.....			45.98	
Total Transfers Out.....	\$ 412,490.93		\$ 166.59	
EXPENDITURES		\$ 339,470.40		
Net Cash Balance, August 31, 1951.....	\$ 17,185.53	\$ 17,461.60	\$ 150,012.81	\$ 339,255.98
	\$ 429,676.46	\$ 354,932.00	\$ 150,179.40	\$ 339,255.98

TABLE NO. 70
 SPECIAL FUNDS MAINTAINED FOR NORTH TEXAS STATE COLLEGE
 Fiscal Year Ended August 31, 1951

Item, Code and Source	North Texas State College Fund 201	North Texas Interest and Sinking Fund 214
NET CASH BALANCE, September 1, 1950.....	\$ 75,449.86	\$ 255,071.24
RECEIPTS:		
611 Interest on State Deposits.....	\$ 213.04	\$ 174.28
TRANSFERS IN:		
From—College Building Fund 186.....	\$ 328,198.74	\$ 263.73
North Texas State College Fund 201.....		20,404.41
	<u>\$ 403,861.64</u>	<u>\$ 275,913.66</u>
TRANSFERS OUT:		
North Texas Interest and Sinking Fund.....	\$ 20,404.41	
EXPENDITURES.....		\$ 262,819.50
NET CASH BALANCE, August 31, 1951.....	\$ 383,457.23	\$ 13,094.16
	<u>\$ 403,861.64</u>	<u>\$ 275,913.66</u>

TABLE NO. 71
 SPECIAL FUNDS MAINTAINED FOR PRAIRIE VIEW UNIVERSITY
 Fiscal Year Ended August 31, 1951

Item, Code and Source	Prairie View University Fund 207	Prairie View Interest and Sinking Fund 217
NET CASH BALANCE, September 1, 1950.....	\$ 35,265.32	\$ 104,459.21
RECEIPTS:		
611 Interest on State Deposits.....	\$ 89.12	\$ 73.89
TRANSFERS IN:		
From—College Building Fund 186.....	\$ 138,707.59	\$ 107.80
Prairie View University Fund 207.....		14,820.69
	<u>\$ 174,062.03</u>	<u>\$ 119,461.59</u>
EXPENDITURES.....		\$ 113,936.50
TRANSFERS OUT:		
To Prairie View University Interest and Sinking Fund..	\$ 14,820.69	
NET CASH BALANCE, August 31, 1951.....	\$ 159,241.34	\$ 5,525.09
	<u>\$ 174,062.03</u>	<u>\$ 119,461.59</u>

TABLE NO. 72
SPECIAL FUNDS MAINTAINED FOR THE STATE TEACHERS COLLEGES
Fiscal Year Ended August 31, 1951

Item Code and Source	East Texas State Teachers College Fund 200	Sam Houston State Teachers College Fund 202	Southwest Texas State Teachers College Fund 203	Stephen F. Austin State College Fund 204	Sul Ross State Teachers College Fund 205	West Texas State College Fund 206	State Teachers Colleges Interest and Sinking Fund 228
Net Cash Balance September 1, 1950.....	\$ 51,331.22	\$ 35,147.11	\$ 42,961.23	\$ 8,401.73	\$ 12,871.02	\$ 9,992.51	\$ 675,073.95
RECEIPTS:							
611 Interest on State Deposits.....	\$ 121.72	\$ 90.25	\$ 111.30	\$ 61.24	\$ 31.85	\$ 73.15	\$ 446.26
641 Accrued Interest on Bonds Issued.....					762.68		
TRANSFERS IN:							
From College Building Fund 186.....	\$ 210,408.25	\$ 144,069.43	\$ 176,098.39	\$ 118,181.56	\$ 55,884.82	\$ 140,558.30	\$ 660.10
Various Teachers Colleges (See below).....							29,272.99
	<u>\$ 261,861.19</u>	<u>\$ 179,306.79</u>	<u>\$ 219,170.92</u>	<u>\$ 126,644.53</u>	<u>\$ 69,550.37</u>	<u>\$ 150,623.96</u>	<u>\$ 705,453.30</u>
TRANSFERS OUT:							
To Teachers Colleges Interest and Sinking Fund.....	\$ 7,286.91	\$ 4,989.45	\$ 6,098.73	\$ 4,093.67	\$ 1,935.45	\$ 4,868.78	
EXPENDITURES.....	\$ 36,379.81	\$ 24,909.76	\$ 30,447.81		\$ 9,662.57		\$ 671,404.94
Net Cash Balance August 31, 1951.....	\$ 218,194.47	\$ 149,407.58	\$ 182,624.38	\$ 122,550.86	\$ 57,952.35	\$ 145,755.18	\$ 34,048.36
	<u>\$ 261,861.19</u>	<u>\$ 179,306.79</u>	<u>\$ 219,170.92</u>	<u>\$ 126,644.53</u>	<u>\$ 69,550.37</u>	<u>\$ 150,623.96</u>	<u>\$ 705,453.30</u>

TABLE NO. 73
COMPTROLLER'S TAX CLEARANCE FUND
Year Ended August 31, 1951

Item, Code and Source	Balance Undistributed Sept. 1, 1950	Receipts	Less Transferred To Funds	Balance Undistributed Aug. 31, 1951
131 Store Tax.....	\$ 6,518.61	\$ 15,728.39	\$ 6,518.61	\$ 15,728.39
GROSS RECEIPTS AND PRODUCTION TAXES:				
132-A Express Companies.....	18,360.30	15,683.58	18,360.30	15,683.58
B Telegraph Companies.....	16,335.48	16,450.66	16,335.48	16,450.66
D Collection Agencies.....	359.04	384.00	359.04	384.00
E Car Line Companies.....	1,032.43	1,111.22	1,032.43	1,111.22
L Textbook Publishers.....	1,001.74	1,450.07	1,001.74	1,450.07
Q Pullman Companies.....	11,414.88	11,922.99	11,414.88	11,922.99
K Oil and Gas Regulation Tax.....	139,059.85	153,747.87	139,059.85	153,747.87
OCCUPATION TAXES:				
134-AD Admissions.....	36,314.01	23,995.35	36,314.01	23,995.35
AW Awards.....	1,671.85	2,002.70	1,671.85	2,002.70
O Other Occupation Taxes.....	2,199.88	2,385.00	2,199.88	2,385.00
V Vending Machines.....	11,231.94	19,058.43	11,231.94	19,058.43
246 Filing Fee, Store Tax.....	1,544.24	1,503.00	1,544.24	1,503.00
Totals.....	<u>\$ 247,044.25</u>	<u>\$ 265,423.26</u>	<u>\$ 247,044.25</u>	<u>\$ 265,423.26</u>
TRANSFERS OUT:				
General Revenue Store Tax Filing Fee.....			\$ 1,544.24	
General Revenue Fund.....			44,307.67	
Available School Fund.....			26,453.06	
State Old Age Assistance Fund.....			35,679.43	
Oil and Gas Enforcement Fund.....			139,059.85	
Total.....			<u>\$ 247,044.25</u>	

TABLE NO. 74
OMNIBUS TAX CLEARANCE FUND

Year Ended August 31, 1951

	Balance September 1, 1950	Less Transferred To Funds	Sub-Total	Plus Receipts	Less Net Cash Undistributed Balance Aug. 31, 1951	Net Allocated
GROSS RECEIPTS & PRODUCTION TAXES:						
132-C Utilities	\$ 567,368.34	\$ 180,526.29	\$ 386,842.05	\$ 2,272,164.61	\$ 601,513.33	\$ 2,057,493.33
F Cement	155,815.95	49,577.80	106,238.15	1,294,739.69	158,559.01	1,242,418.83
G Natural and Casinghead Gas	1,047,738.74	336,908.84	710,829.90	9,916,829.58	1,386,743.62	9,240,915.86
M Telephone Companies	701,394.45	223,170.88	478,223.57	2,485,631.36	833,444.80	2,130,410.13
N Crude Oil	8,670,856.86	2,788,327.79	5,882,529.07	77,768,959.37	9,590,708.99	74,060,779.45
O Sulphur	86,586.69	27,550.49	59,036.20	3,834,740.77	119,084.51	3,774,692.46
R Carbon Black	286,659.19	91,209.75	195,449.44	1,759,871.24	286,066.65	1,669,254.03
U Stock Share Transfers	17,326.19	5,512.23	11,813.96	143,056.15	16,222.43	138,647.68
V Oil & Gas Well Servicing	48,361.65	15,387.79	32,973.86	661,281.74	170,674.39	523,581.21
W Motor Carriers	18,687.42	5,945.99	12,741.43	55,729.78	1,988.92	66,482.29
133 Insurance Companies Occupation Tax	53,063.22	13,265.80	39,797.42	9,414,971.54	117,830.72	9,336,938.24
651 Penalty & Interest on Insurance Tax				2,906.33	122.44	2,783.89
135 Cigarette Tax	3,159,482.80	1,415,596.39	1,743,886.41	19,806,899.18	3,194,560.26	18,356,225.33
138 Liquor Tax	1,335,919.65	425,065.34	910,854.31	6,410,304.93	927,971.41	6,393,187.83
139 Wine Tax	67,026.19	21,326.52	45,699.67	449,010.52	36,517.20	458,192.99
142 Ale Tax	11,326.67	3,603.94	7,722.73	85,016.17	16,609.28	76,129.62
143 Prescription Tax	18.48	5.88	12.60	139.15	22.00	129.75
148 Auto Sales Tax	1,365,717.14	434,546.36	931,170.78	11,104,254.66	1,166,935.39	10,868,490.05
149-A Radio Sales Tax	57,412.23	15,214.24	42,197.99	556,257.96	68,634.65	529,821.30
B Cosmetics Sales Tax	40,769.68	10,803.96	29,965.72	287,597.10	55,336.21	262,226.61
C Playing Cards Sales Tax	3,460.60	917.06	2,543.54	27,939.79	4,325.96	26,157.37
153 Beer Tax	489,272.51	155,677.62	333,594.89	3,529,598.51	526,080.50	3,337,112.90
235 Liquor Permits	595.27		595.27	710,064.11	351.04	710,308.34
236 Wine and Beer Permits	58,846.89		58,846.89	639,944.58	62,883.58	635,907.89
248 Cigarette Permits	31,192.60	8,383.02	22,809.58	301,770.22	32,815.00	291,764.80
651 Cigarette Penalties & Interest	370.78	99.65	271.13	3,986.83	469.92	3,788.04
Total	\$18,275,270.19	\$ 6,228,623.63	\$12,046,646.56	\$153,523,665.87	\$19,376,472.21	\$146,193,840.22
ALLOCATED AS FOLLOWS:						
General Revenue Fees:						
Gas Enforcement		\$ 5,238.69				
Oil Enforcement		43,354.29				
Radios, Cosmetics and Cards		2,032.84				
Cigarette Tax Enforcement Fund		60,029.39				
Available School Fund		4,257,832.66				

Hospital-School Building Fund.....	775,060.62	
State Hospital Fund.....	1,085,075.14	
Cost of Teacher Retirement.....		\$10,998,269.53
State Blind Assistance Fund.....		1,000,000.00
State Children Assistance Fund.....		3,000,000.00
State Old Age Assistance Fund.....		30,382,657.30
Farm to Market Road Fund.....		15,000,000.00
Foundation School Fund.....		47,955,684.38
General Revenue Fund.....		37,857,229.01
	<u>\$ 6,228,623.63</u>	<u>\$146,193,840.22</u>

REPORT OF COMPTROLLER

TABLE NO. 75

ROAD BOND COUPON PAYING FUND

Clearance Account—not included in State Funds

Item, Code and Source	Amount
BALANCE, September 1, 1950	\$ 796,442.07
Deposits by Treasurer	22,023,146.28
	<u>\$22,819,588.35</u>
EXPENDITURES—Bond and Interest Payments	\$21,894,625.16
BALANCE, August 31, 1951	\$ 924,963.19
	<u>\$22,819,588.35</u>

TABLE NO. 76

TRUST AND SUSPENSE

September 1, 1950 To August 31, 1951

Dept. No.	Net Fund Balance Sept. 1, 1950	Add: Net Deposits for Year	Add: Transfers In	Less: Transfers to Funds	Less: Refund Warrants Issued	Net Fund Balance Aug. 31, 1951	
301	Executive Office—Governor	\$ 3,000.00				\$ 3,000.00	
304	Comptroller's Department	514,696.27	\$ 371,422.72	\$ 9.00	\$ 312,416.88	\$ 548,458.70	
305	General Land Office	701,095.45	34,700,242.89		33,753,716.92	1,029,580.77	
307	Secretary of State	168,337.92	654,586.03	550.00	533,144.28	217,902.28	
310	State Treasurer	3,509.56	416,524.50			3,509.56	
322	Texas Employment Commission	266,124.25	1,594,984.95		1,559,715.32	276,679.58	
323	Teacher Retirement System	2,767.67	4,530,465.64		4,528,214.99	4,038.00	
327	State Employees Retirement System	4,502.85	79,511.64		76,971.44	6,502.15	
328	Veterans Land Board	716,354.48	80,785.82		662,297.56	8,269.87	
329	Real Estate Commission	274.50	220,731.47		215,477.43	2,151.00	
452	Bureau of Labor Statistics	1,156.23	2,681.99		2,132.81	1,444.65	
453	Industrial Accident Board	13.50				13.50	
454	Board of Insurance Commissioners	63,395.44	14,749,165.30		14,693,058.41	89,909.41	
455	Railroad Commission	230,360.06	244,106.27		232,062.40	242,403.93	
458	Texas Liquor Control Board	629,066.91	720,222.97		712,904.07	630,219.78	
460	Board for Professional Engineers	230.00	1,206.25		1,076.25	310.00	
501	State Health Department	216.84	1,308.35	16.25		1,282.87	
504	State Board of Dental Examiners		6,275.00		4,175.00	1,950.00	
505	Board of Cosmetology	70.00			70.00		
508	Board of Chiropractic Examiners	6,450.00	4,565.50		8,715.00	625.00	
510	Board of Examiners in Basic Science	220.00	12,276.00		11,200.00	936.00	
551	Department of Agriculture	145.00	2,574.00		916.00	1,798.00	
552	Board of Water Engineers	6,575.68	10,213.67		3,897.15	8,973.01	
553	Game and Fish Commission	23,988.50	1,770,018.47		1,765,817.81	21,518.93	
555	Texas Citrus Commission		62,123.55		21,008.77	41,114.78	
701	Texas Education Agency	6,602.65	32	2.00	6,604.97		
	Suspense Totals	\$ 3,349,153.76	\$60,235,993.30	\$ 577.25	\$59,105,593.46	\$ 1,338,563.38	\$ 3,141,567.47

TABLE NO. 76—Continued
TRUST AND SUSPENSE
September 1, 1950 To August 31, 1951

Dept. No.	Net Fund Balance Sept. 1, 1950	Add: Net Deposits for Year	Add: Transfers In	Less: Transfers to Funds	Less: Refund Warrants Issued	Net Fund Balance Aug. 31, 1951
FUND						
31						
111						
149						
153						
155						
156						
159						
31	Dissolution of Solvent Corporations Trust... \$	11,692.92	\$ 998.61		\$ 40.01	\$ 12,651.52
111	Settlement of Estates Trust.....	76,075.71	7,952.19		126.24	83,901.66
149	Burial Association (S. B. 135) Trust.....	210,977.50	21,837.50		10,750.00	222,065.00
153	Insurance Co. Guaranty Trust (S. B. 165)....	51,250.00	7,000.00		11,500.00	46,750.00
155	Depositors Trust.....	494.34				494.34
156	Bond Investment Companies Trust.....	5.00				5.00
159	Life, Health, Accident & Casualty Insurance Trust.....	75,000.00	642,500.00		642,500.00	75,000.00
160	Group Hospital Guaranty Trust.....	2,000.00				2,000.00
163	County Participation Trust.....	14,978,501.94	4,872,613.98		6,293,765.93	13,557,349.99
164	Flood Area School & Road Trust.....		43,451.93		43,451.93	
166	Fiscal Agency Receiving Trust.....	49,099.32	4,208,840.16		4,204,272.58	53,666.90
172	Insurance Companies Unclaimed Dividends. Trust.....	287.53				287.53
184	Industrial Accident Second Injury Trust....	23,592.52	6,400.00		15,931.58	14,060.94
187	County Tax Collectors Trust.....	917,924.36	35,502,948.44		15,487.46	1,004,254.15
226	Foreign Corporations Franchise Trust.....	31,050.00	23,100.00	\$ 1,000.00	3,500.00	51,000.00
231	U. S. Savings Bond Trust.....	2,960.88	70,409.87		71,193.75	2,177.00
	Trust Totals.....	\$16,430,912.02	\$45,408,052.68	\$ 1,000.00	\$35,401,781.19	\$15,125,664.03
	Grand Totals.....	\$19,780,065.78	\$105,644,045.98	\$ 1,577.25	\$94,507,374.65	\$18,267,231.50

TABLE NO. 77
SECURITIES DEPOSITED IN TRUST WITH THE STATE TREASURER
Year Ended August 31, 1951

	Balance, Bonds & Notes Sept. 1, 1950	Securities Deposited	Securities Withdrawn	Balance, Bonds & Notes Aug. 31, 1951
STATE DEPOSITORY BANKS:				
Time Deposits.....	\$22,824,750.00	\$ 9,340,500.00	\$ 9,159,550.00	\$23,005,700.00
Demand Deposits.....	237,610,700.00	107,125,100.00	120,297,000.00	224,438,800.00
Texas Employment Commission.....	900,000.00	700,000.00	700,000.00	900,000.00
BANKING COMMISSION:				
Guaranty Trust S. B. 155—H. B. 165.....	2,835,204.32	246,450.00	285,812.57	2,795,841.75
Building and Loan Guaranty Trust.....	100,000.00	100,000.00
Bond Investment Company Trust.....	542,850.00	100,000.00	210,000.00	432,850.00
STATE TREASURER:				
Educational Depository Trust.....	438,500.00	438,500.00
Dissolution of Solvent Corporations.....	69.98	69.98
STATE COMPTROLLER:				
Motor Fuel Distributors Bond Trust.....	96,200.00	18,700.00	29,000.00	85,900.00
INSURANCE COMMISSION:				
Life, Health, Accident and Casualty Insurance Guaranty Trust.....	33,372,814.05	7,086,918.92	3,907,421.36	36,552,311.61
Fiduciary Banks Guaranty Trust.....	2,078,400.00	716,000.00	485,400.00	2,309,000.00
Burial Society—Mutual Insurance Trust.....	216,500.00	16,400.00	25,500.00	207,400.00
Totals.....	<u>\$300,577,488.35</u>	<u>\$125,788,568.92</u>	<u>\$135,099,683.93</u>	<u>\$291,266,373.34</u>

TABLE NO. 78
BONDED INDEBTEDNESS OF STATE OF TEXAS

August 31, 1951

SECTION I Old Texas Bonds and Held in Permanent Funds of State Institutions

Issue	Maturity Date	Permanent School Fund	Permanent University Fund	A. and M. College Fund	Permanent Lunatic Asylum Fund	Permanent Blind Inst. Fund	Permanent Deaf and Dumb Inst. Fund	Permanent Orphans Home Fund	Total
5% Mss., 1890	11-11-20	\$ 81,000.00	\$ 20,000.00						\$ 101,000.00
5% Mss., 1891	1-15-21	11,000.00							11,000.00
5% Mss., 1891	3-13-21				\$ 10,000.00	\$ 17,000.00	\$ 12,000.00	\$ 8,000.00	47,000.00
5% Mss., 1891	3-17-21	8,000.00			10,000.00	9,000.00			27,000.00
5% Mss., 1891	8-31-21	7,500.00	1,900.00		1,300.00	1,400.00	2,300.00	600.00	15,000.00
5% Peniten. Ry.	12-1-29	100,000.00							100,000.00
5% Mss., 1894	3-1-34		152,000.00						152,000.00
4% Mss., 1894	3-1-34	229,500.00			30,000.00	57,000.00	18,000.00		334,500.00
3% Coupon 1904	1-1-44	178,000.00	51,000.00		15,000.00	20,000.00	22,000.00	2,000.00	288,000.00
3% Mss., 1906	7-1-46	1,447,000.00	165,000.00						1,612,000.00
3% Coupon 1910	9-1-50	810,000.00	213,700.00		60,000.00	30,000.00	50,000.00	20,000.00	1,183,700.00
5% Revenue 1915	2-10-55		22,000.00						22,000.00
5% Coupon 1915	9-1-55			\$ 209,000.00					209,000.00
Total		\$2,872,000.00	\$ 625,600.00	\$ 209,000.00	\$ 126,300.00	\$ 134,400.00	\$ 104,300.00	\$ 30,600.00	\$4,102,200.00

SECTION II:

Texas Relief Bonds, 1st Series, Payable out of General Revenue Fund	\$ 20.00
Texas Relief Bonds, 2nd Series, Payable out of General Revenue Fund	22.50
	\$ 42.50

SECTION III College Building Bonds, Authorized by Article 7, Section 17, Constitution of Texas:

	Bonds Issued	Bonds Redeemed	Bonds Outstanding
Texas College of Arts and Industries	\$ 825,000.00	\$ 170,000.00	\$ 655,000.00
North Texas State College	2,195,000.00	455,000.00	1,740,000.00
Texas State College for Women	2,000,000.00	415,000.00	1,585,000.00
Texas Western College	820,000.00	170,000.00	650,000.00
Prairie View University	925,000.00	195,000.00	730,000.00
Tarleton State College	990,000.00	205,000.00	785,000.00

Arlington State College.....	1,070,000.00	220,000.00	850,000.00
State Teachers Colleges—Board of Regents.....	5,650,000.00	1,175,000.00	4,475,000.00
Texas Technological College.....	2,800,000.00	595,000.00	2,205,000.00
			\$13,675,000.00
SECTION IV Building Bonds For University of Texas and A. & M. College, Authorized by Article 7, Section 18, Constitution of Texas:			
University of Texas.....	\$10,000,000.00	\$ 800,000.00	\$ 9,200,000.00
A. & M. College.....	5,000,000.00	400,000.00	4,600,000.00
			\$13,800,000.00
SECTION V Veterans Land Fund Bonds, Authorized by Article 3, Section 49-B, Constitution of Texas..	\$25,000,000.00	\$25,000,000.00

TABLE NO. 79

STATE BOARD OF NATUROPATHIC EXAMINERS FUND 210

Year Ended August 31, 1951

Item, Code and Source	Amount	Total
RECEIPTS:		
281 Professional Registration Fees.....	\$ 2,620.00	
611 Interest on Deposits.....	1.25	
Total Receipts.....		\$ 2,621.25
BALANCE, August 31, 1951.....		\$ 2,621.25

TABLE NO. 80

ANNUAL REPORT CONFEDERATE PENSION DIVISION

September 1, 1950—August 31, 1951

Applications for Pension Approved.....	18
Applications for Pension Rejected.....	2
Number of Widows on Roll Aug. 31, 1951, Receiving \$100.00 per month.....	613
Number of Widows on Roll Aug. 31, 1951 Receiving \$25.00 per month (Living in Confederate Home).....	32
Number of Veterans on Roll Aug. 31, 1951 Receiving \$150.00 per month (Has a living wife he married before 1931).....	1
Number of Veterans on Roll Aug. 31, 1951 Receiving \$100.00 per month (Single or Married after 1931).....	0
Number of Veterans on Roll Aug. 31, 1951 Receiving \$50.00 per month (Living in Confederate Home).....	1
Total Number of Widows on Roll August 31, 1951.....	645
Total Number of Veterans on Roll August 31, 1951.....	2
Total Number of Confederate Pensioners on Roll Aug. 31, 1951.....	647
Total Number of Deaths Reported for Fiscal Yea, 1950-1951.....	116
Total Expenditures for Pensions and Mortuary Payments for the Fiscal Year 1950-1951.....	\$ 820,922.25

TABLE NO. 81

LIST OF BONDS REGISTERED DURING THE FISCAL YEAR SEPTEMBER 1, 1950 TO AUGUST 31, 1951

Kind of Bonds	Amount Issued
REGULAR ISSUES	
Airport.....	\$ 500,000.00
Courthouse and Jail.....	3,044,995.00
Electric Light and Power, Revenue.....	1,357,000.00
Electric Light and Waterworks, Revenue.....	75,000.00
Fire Station.....	834,000.00
Gas System, Revenue.....	457,000.00
Gas and Sewer Systems, Revenue.....	425,000.00
General Obligation.....	1,224,000.00
Hospital.....	2,170,000.00
Incinerator.....	1,277,500.00
Junior Colleges.....	800,000.00
Municipal Buildings.....	6,061,000.00
Navigation Districts.....	250,000.00
Parks.....	1,350,000.00
Permanent Improvement.....	1,825,000.00
Public Improvement.....	45,000.00
Poor Farm.....	171,000.00
Road.....	19,251,000.00
Road Compensation.....	20,000.00
Street Improvement.....	11,132,000.00
Sewer Systems.....	2,044,000.00
Sewer Systems, Revenue.....	655,000.00
Storm Sewer.....	4,750,000.00
State Colleges.....	4,150,000.00
Stadium, Revenue.....	402,000.00
Seawall.....	3,000,000.00
Traffic Signals.....	200,000.00
Utility, Revenue.....	2,124,000.00
Water Districts.....	8,073,000.00
Water Districts, Tax and Revenue.....	4,070,000.00
Waterworks Systems.....	2,646,000.00
Waterworks Systems, Revenue.....	25,324,000.00
Waterworks and Sewer Systems, Regular.....	3,934,500.00
Waterworks and Sewer Systems, Revenue.....	25,485,250.00

REPORT OF COMPTROLLER

119

TABLE NO. 81—Continued

LIST OF BONDS REGISTERED DURING THE FISCAL YEAR SEPTEMBER 1, 1950 TO AUGUST 31, 1951

Kind of Bonds	Amount Issued
REGULAR ISSUES—Continued	
Waterworks and Sewer Systems and Electric Light	2,313,000.00
Water Districts, Revenue	11,880,000.00
Total	\$ 153,320,245.00
REFUNDING BONDS	
Airport	\$ 553,000.00
City	3,168,666.95
Courthouse and Jail	656,000.00
Electric and Gas, Revenue	26,300,000.00
Electric Light and Power Systems	440,000.00
Electric Light and Power Systems, Revenue	287,000.00
General Refunding	213,000.00
Hospital	1,562,000.00
Municipal Buildings	103,000.00
Navigation Districts	132,000.00
Parks	202,000.00
Permanent Improvement	1,225,000.00
Poor Farm	116,000.00
Public Improvement	22,000.00
Road and Bridge	3,378,785.00
Road and Bridge, Revenue	203,000.00
Street Improvement	222,500.00
Seawall	110,000.00
Storm Sewer	446,000.00
Toll Bridge, Revenue	520,000.00
Waterworks, Revenue	2,360,000.00
Waterworks and Sewer System, Revenue	2,166,000.00
Total	\$ 44,385,951.95
SCHOOL BONDS—REGULAR	
Independent School Districts	\$ 62,849,500.00
Common School Districts	1,631,450.00
Total	\$ 64,480,950.00
SCHOOL BONDS—REFUNDING	
Independent School Districts	\$ 5,126,900.00
Common School Districts	92,750.00
Total	\$ 5,219,650.00
Total Bonds registered during Fiscal Year September 1, 1950 to August 31, 1951	\$ 267,406,796.95

TABLE NO. 82

MOTOR FUEL TAX REFUND DIVISION—COMPTROLLER'S DEPARTMENT

Statistical Report for the Period September 1, 1950 to August 31, 1951

Total Motor Fuel Tax Refund Claims Paid				Total Amount Tax Refunded
313,206				\$19,188,527.52
By Classification	Total Number Claims Paid	Percentage by Classification to Number of Claims Paid	Total Amount of Tax Refunded	Percentage by Classification to Total Amount Refunded
Farmers	294,574	94.05	\$11,452,601.21	59.69
Counties	575	.18	88,671.71	.46
Contractors	3,551	1.13	647,918.77	3.38
Aircraft	3,719	1.19	2,026,792.77	10.56
Export	518	.17	3,505,829.00	18.27
Cities	345	.11	61,680.93	.32
Oil Operators	3,250	1.04	564,294.61	2.94
Railroads	464	.15	127,142.62	.66
Miscellaneous	5,929	1.89	589,350.11	3.07
Federal Government	281	.09	124,245.79	.65
Total	313,206	100.00%	\$19,188,527.52	100.00%

Percentage of Total Amount Tax Refunded to Total Amount Collected 16.68%

TABLE NO. 83

STATEMENT SHOWING AMOUNT OF WARRANTS ISSUED IN PAYMENT OF JUDGES' AND ATTORNEYS' SALARIES AND EXPENSES IN THE SEVERAL JUDICIAL DISTRICTS AND OTHER EXPENDITURES ACCOUNTED FOR THROUGH THE COMPTROLLER'S JUDICIARY DURING THE FISCAL YEAR ENDED AUGUST 31, 1951.

District Number	Salaries			Expenses		Total	Prior Years Costs Paid During Current Year			Total	Line Total
	District Judges	District Attorneys	Asst. Dist. Attorneys	District Judges	District Attorneys		Judges	Attorneys	Asst. Attys.		
1.....	\$ 7,000.00	\$ 5,500.00		\$ 595.16	\$ 332.54	\$ 13,427.70		\$ 1.82		\$ 1.82	\$ 13,429.52
2.....	7,000.00	5,500.00		450.00	449.99	13,399.99					13,399.99
3.....	7,000.00	5,500.00		450.00	450.00	13,400.00		15.85		15.85	13,415.85
4.....	7,000.00					7,000.00					7,000.00
5.....	7,000.00	5,500.00			117.21	12,617.21		162.11		162.11	12,779.32
6.....	7,000.00			300.00		7,300.00	\$ 132.02			132.02	7,432.02
7.....	7,000.00					7,000.00					7,000.00
8.....	7,000.00	5,500.00		391.00	437.16	13,328.16	109.62	600.00		709.62	14,037.78
9.....	7,000.00	5,500.00		600.00	530.08	13,630.08	177.27	600.00		777.27	14,407.35
10.....	7,000.00					7,000.00					7,000.00
11.....	7,000.00					7,000.00					7,000.00
12.....	7,000.00	5,500.00		582.15	652.50	13,734.65	137.60			137.60	13,872.25
13.....	7,000.00					7,000.00					7,000.00
14.....	7,000.00					7,000.00					7,000.00
15.....	7,000.00					7,000.00					7,000.00
16.....	7,000.00			276.56		7,276.56	34.09			34.09	7,310.65
17.....	7,000.00					7,000.00					7,000.00
18.....	7,000.00	5,500.00		139.75	200.97	12,840.72	213.29	20.74		234.03	13,074.75
19.....	7,000.00					7,000.00					7,000.00
20.....	7,000.00					7,000.00					7,000.00
21.....	7,000.00	5,500.00		500.56	553.58	13,554.14	122.20	145.10		267.30	13,821.44
22.....	7,000.00	5,500.00		750.00	573.16	13,823.16					13,823.16
23.....	6,811.78	5,500.00		600.00	295.20	13,208.98		195.00		195.00	13,403.98
24.....	7,000.00	5,500.00		877.95	788.38	14,168.33		84.29		84.29	14,252.62
25.....	7,000.00	5,500.00		488.08	329.19	13,317.27	14.91			14.91	13,332.18
26.....	7,000.00					7,000.00					7,000.00
27.....	7,000.00	5,500.00		450.00	450.00	13,400.00					13,400.00
28.....	7,000.00	1,833.32		397.56	80.25	9,311.13					9,311.13
29.....	7,000.00	5,500.00			321.00	12,821.00	450.00	73.80		523.80	13,344.80
30.....	7,000.00	5,455.65				12,455.65					12,455.65
31.....	7,000.00	5,500.00		750.00	416.94	13,666.94		104.91		104.91	13,771.85
32.....	7,000.00	5,500.00		414.75	466.86	13,381.61	68.60	57.85		126.45	13,508.06
33.....	7,000.00	5,500.00		833.51	689.78	14,023.29	156.76	49.75		206.51	14,229.80
34.....	7,000.00	6,500.00		436.43	261.97	14,198.40		79.64		79.64	14,278.04
35.....	7,000.00	5,500.00		336.80	419.12	13,255.92		88.85		88.85	13,344.77
36.....	7,000.00	5,500.00		542.65	420.02	13,462.67	104.20	39.62		143.82	13,606.49
37.....	7,000.00					7,000.00					7,000.00
38.....	7,000.00	5,500.00		900.00	900.00	14,300.00		28.92		28.92	14,328.92

39	7,000.00	5,500.00	586.78	311.82	13,398.60	66.26	185.69	251.95	13,650.55
40	7,000.00				7,000.00				7,000.00
41	7,000.00				7,000.00				7,000.00
42	7,000.00	5,500.00	267.26	450.00	13,217.26	184.37	170.00	354.37	13,571.63
43	7,000.00		423.50		7,423.50	425.25		425.25	7,848.75
44	7,000.00				7,000.00				7,000.00
45	7,000.00				7,000.00				7,000.00
46	7,000.00	5,500.00	449.10	450.00	13,399.10		153.08	153.08	13,552.18
47	7,000.00	5,500.00	285.09	150.32	12,935.41	46.49	41.67	88.16	13,023.57
48	7,000.00				7,000.00				7,000.00
49	7,000.00	5,500.00	128.64	276.36	12,905.00	30.04	21.94	51.98	12,956.98
50	7,000.00	5,500.00	276.98	584.78	13,361.76		208.32	208.32	13,570.08
51	7,000.00	5,454.10	258.62	478.60	13,191.32	95.51	102.74	198.25	13,389.57
52	7,000.00	5,500.00	600.00	600.00	13,700.00		55.90	55.90	13,755.90
53	7,000.00	6,500.00	4,080.00		17,580.00			340.00	17,920.00
54	7,000.00				7,000.00				7,000.00
55	7,000.00				7,000.00				7,000.00
56	7,000.00				7,000.00				7,000.00
57	7,000.00				7,000.00				7,000.00
58	7,000.00				7,000.00				7,000.00
59	7,000.00			31.64	7,031.64	28.76		28.76	7,060.40
60	7,000.00				7,000.00				7,000.00
61	7,000.00				7,000.00				7,000.00
62	7,000.00		395.22		7,395.22	171.86		171.86	7,567.08
63	7,000.00	5,500.00	192.82	204.59	12,897.41	264.57	59.09	323.66	13,221.07
64	7,000.00	5,500.00	793.10	900.00	14,193.10	368.89		368.89	14,561.99
65	6,924.72				6,924.72				6,924.72
66	7,000.00	5,500.00			12,500.00				12,500.00
67	7,000.00				7,000.00				7,000.00
68	7,000.00				7,000.00				7,000.00
69	7,000.00	5,500.00	866.32	900.00	14,266.32	3.92		3.92	14,270.24
70	7,000.00	5,500.00			12,500.00		300.00	300.00	12,800.00
71	7,000.00				7,000.00				7,000.00
72	7,000.00	5,500.00	3,740.00	584.11	17,306.01	599.75	600.00	340.00	18,845.76
73	7,000.00				7,000.00				7,000.00
74	7,000.00				7,000.00				7,000.00
75	6,981.09	5,500.00	580.32	167.48	13,188.89		75.72	75.72	13,264.61
76	7,000.00	5,500.00		297.75	12,797.75	512.15	51.99	564.14	13,361.89
77	7,000.00		23.04		7,023.04				7,023.04
78	7,000.00				7,000.00				7,000.00
79	7,000.00	5,500.00	600.00	600.00	13,700.00				13,700.00
80	7,000.00				7,000.00				7,000.00
81	7,000.00	5,500.00	750.00	617.47	13,867.47	61.36	109.82	171.18	14,038.65
82	7,000.00				7,000.00				7,000.00
83	7,000.00	5,500.00	900.00		13,400.00		900.00	900.00	14,300.00
84	7,000.00	5,500.00	324.08	450.00	13,274.08				13,274.08
85	7,000.00		76.69		7,076.69	24.07		24.07	7,100.76
86	7,000.00		445.50		7,445.50				7,445.50
87	7,000.00		600.00		7,600.00	56.25		56.25	7,656.25
88	2,411.09		242.67		2,653.76				2,653.76
89	7,000.00				7,000.00				7,000.00
90	7,000.00	5,500.00	300.00	219.90	13,019.90	70.23	39.20	109.43	13,129.33

TABLE NO. 83—Continued

STATEMENT SHOWING AMOUNT OF WARRANTS ISSUED IN PAYMENT OF JUDGES' AND ATTORNEYS' SALARIES AND EXPENSES IN THE SEVERAL JUDICIAL DISTRICTS AND OTHER EXPENDITURES ACCOUNTED FOR THROUGH THE COMPTROLLER'S JUDICIARY DURING THE FISCAL YEAR ENDED AUGUST 31, 1951.

District Number	Salaries			Expenses		Total	Prior Years Costs Paid During Current Year			Total	Line Total
	District Judges	District Attorneys	Asst. Dist. Attorneys	District Judges	District Attorneys		Judges	Attorneys	Asst. Attys.		
91.....	\$ 7,000.00					\$ 7,000.00					\$ 7,000.00
92.....	7,000.00					7,000.00					7,000.00
93.....	7,000.00					7,000.00					7,000.00
94.....	7,000.00					7,000.00					7,000.00
95.....	7,000.00					7,000.00					7,000.00
96.....	6,002.65					6,002.65					6,002.65
97.....	7,000.00			\$ 450.00		7,450.00					7,450.00
98.....	7,000.00					7,000.00					7,000.00
99.....	7,000.00					7,000.00					7,000.00
100.....	7,000.00	\$ 5,500.00		707.60	\$ 740.65	13,948.25	\$ 47.75	\$ 214.25		\$ 262.00	14,210.25
101.....	7,000.00					7,000.00					7,000.00
102.....	7,000.00			300.00		7,300.00					7,300.00
103.....	7,000.00			12.65		7,012.65	93.30			93.30	7,105.95
104.....	7,000.00	5,500.00		424.31	450.00	13,374.31					13,374.31
105.....	7,000.00	3,668.68		137.35	304.75	11,108.78	116.60			116.60	11,225.38
106.....	7,000.00	5,500.00		742.52	424.23	13,666.75	142.17	89.61		231.78	13,898.53
107.....	7,000.00			133.10		7,133.10					7,133.10
108.....	7,000.00					7,000.00					7,000.00
109.....	7,000.00	5,500.00		877.42	430.46	13,807.88	71.97	556.96		628.93	14,436.81
110.....	7,000.00	5,500.00		600.00	413.83	13,513.83	89.91			89.91	13,603.74
111.....	7,000.00					7,000.00	140.09			140.09	7,000.00
112.....	7,000.00	5,500.00		750.00		13,250.00					13,390.09
113.....	7,000.00					7,000.00					7,000.00
114.....	7,000.00					7,000.00					7,000.00
115.....	7,000.00			300.00		7,300.00	91.28			91.28	7,391.28
116.....	7,000.00					7,000.00					7,000.00
117.....	7,000.00					7,000.00					7,000.00
118.....	7,000.00	5,500.00		84.03	600.00	12,584.03	115.66			115.66	12,699.69
119.....	7,000.00	5,499.98			600.00	13,099.98	288.04	78.79		366.83	13,466.81
123.....	7,000.00	5,500.00		298.84	299.96	13,098.80					13,098.80
124.....	7,000.00					7,000.00					7,000.00
125.....	1,497.21					1,497.21					1,497.21
126.....	7,000.00					7,000.00					7,000.00
127.....	7,000.00					7,000.00					7,000.00
128.....	7,000.00					7,000.00					7,000.00
129.....	7,000.00					7,000.00					7,000.00
130.....	7,000.00			600.00		7,600.00					7,600.00
132.....	3,481.16	2,631.70				6,112.86					6,112.86

133.....	7,000.00					7,000.00					7,000.00
134.....	7,000.00					7,000.00					7,000.00
Special and Criminal Courts:											
Special 9th.....	7,000.00		543.10			7,543.10	600.00			600.00	8,143.10
Dallas.....	7,000.00					7,000.00					7,000.00
Dallas.....	7,000.00					7,000.00					7,000.00
Harris.....	7,000.00					7,000.00					7,000.00
Harris.....	7,000.00					7,000.00					7,000.00
Harris No. 3.....	1,536.09					1,536.09					1,536.09
Jefferson.....	7,000.00					7,000.00					7,000.00
Tarrant.....	7,000.00					7,000.00					7,000.00
Tarrant.....	7,000.00					7,000.00					7,000.00
Bexar.....	7,000.00					7,000.00					7,000.00
Sub-Total.....	<u>\$*959,625.79</u>	<u>\$ 307,041.43</u>	<u>\$ 7,820.00</u>	<u>\$29,985.31</u>	<u>\$21,940.75</u>	<u>\$1,326,413.28</u>	<u>\$ 6,824.23</u>	<u>\$ 6,065.85</u>	<u>\$ 680.00</u>	<u>\$13,570.08</u>	<u>\$1,339,983.36</u>
Special District Judges' Salary:											
District No. 56.....	\$ 843.83					\$ 843.83					\$ 843.83
District No. 65.....	326.02					326.02					326.02
District No. 79.....	249.32					249.32	\$ 345.22		\$ 345.22		594.54
District No. 84.....	153.38					153.38	19.18		19.18		172.56
District No. 105.....	268.49					268.49					268.49
District No. 117.....	517.80					517.80					517.80
Criminal Dist. Court of Bexar.....	1,515.12					1,515.12					1,515.12
Expense on Exchange:											
District No. 12.....			\$ 144.28			144.28					144.28
District No. 38.....			109.23			109.23					109.23
District No. 63.....			98.87			98.87					98.87
District No. 70.....			9.90			9.90	8.90		8.90		18.80
District No. 75.....			23.40			23.40					23.40
District No. 82.....			13.08			13.08					13.08
District No. 83.....			110.66			110.66					110.66
District No. 109.....							26.52		26.52		26.52
District No. 112.....			8.72			8.72					8.72
District No. 124.....			109.09			109.09					109.09
Total.....	<u>\$ 3,873.96</u>		<u>\$ 627.23</u>			<u>\$ 4,501.19</u>	<u>\$ 399.82</u>			<u>\$ 399.82</u>	<u>\$ 4,901.01</u>
Transcript Fees.....	\$ 250.00					\$ 250.00					\$ 250.00
Expense—Civil Judicial Council.....	2,572.12					2,572.12					2,572.12
Travel Expense—Judges Court of Civil Appeals.....	855.56					855.56					855.56
Apportionment—Judges Retirement.....	65,726.24					65,726.24					65,726.24
Refund of Deductions for Retirement.....	3,407.56					3,407.56					3,407.56
Total.....	<u>\$ 72,811.48</u>					<u>\$ 72,811.48</u>					<u>\$ 72,811.48</u>
Grand Totals.....	<u>\$1,036,311.23</u>	<u>\$ 307,041.43</u>	<u>\$ 7,820.00</u>	<u>\$30,612.54</u>	<u>\$21,940.75</u>	<u>\$1,403,725.95</u>	<u>\$ 7,224.05</u>	<u>\$ 6,065.85</u>	<u>\$ 680.00</u>	<u>\$13,969.90</u>	<u>\$1,417,695.85</u>

*Note: The Amount of \$47,986.74 was Withheld From District Judges' Salaries as Retirement Deductions.

TABLE NO. 84

STATEMENT SHOWING AMOUNT OF WARRANTS ISSUED IN PAYMENT OF ACCOUNTS OF DISTRICT COURT OFFICERS, NAMELY: SHERIFFS, DISTRICT CLERKS, ATTORNEYS; AND CLERKS' CERTIFICATES FOR SUBPOENAING OUT-OF-COUNTY WITNESSES; FEES FOR HOLDING EXAMINING TRIALS; SALARY APPORTIONMENT; AND WITNESS FEES; FOR THE YEAR ENDED AUGUST 31, 1951.

County	Sheriff	District Clerk	Attorney	Subpoenaing Witnesses	Examining Trials	Salary Apportionment	Sub-Total	Witness Fees	Total
Anderson						\$ 5,009.45	\$ 5,009.45	\$ 376.88	\$ 5,386.33
Andrews						106.44	106.44	3.80	110.24
Angelina						3,498.90	3,498.90	209.78	3,708.68
Aransas	\$ 357.75	\$ 101.40				459.15	459.15	13.36	472.51
Archer		80.00	\$ 150.00		\$ 27.00	257.00	257.00		257.00
Armstrong		80.00				80.00	80.00	68.04	148.04
Atascosa						*2,263.60	2,263.60	666.80	2,930.40
Austin	575.80	250.00			12.00	837.80	837.80	39.12	876.92
Bailey		166.50		\$ 9.34		175.84	175.84	281.03	456.87
Bandera					25.20	25.20	25.20	9.34	34.54
Bastrop						1,646.37	1,646.37	76.78	1,723.15
Baylor						582.18	582.18	327.34	909.52
Bee						2,273.30	2,273.30	85.32	2,358.62
Bell						5,119.73	5,119.73	944.59	6,064.32
Bexar				7.00		46,492.66	46,492.66	719.16	47,211.82
Blanco	90.75	191.00				281.75	281.75	45.56	327.31
Borden								91.68	91.68
Bosque	140.85	170.00				310.85	310.85	33.58	344.43
Bowie						4,657.35	4,657.35	218.65	4,876.00
Brazoria						3,333.65	3,333.65	54.56	3,388.21
Brazos						3,078.68	3,078.68	146.14	3,224.82
Brewster		30.00				30.00	30.00	298.50	328.50
Briscoe		10.00				13.00	13.00		13.00
Brooks					3.00	853.29	853.29	229.90	1,083.19
Brown						2,230.41	2,230.41	896.48	3,126.89
Burleson	49.00	170.00				219.00	219.00	153.24	372.24
Burnet	24.00	150.00				427.65	427.65		427.65
Caldwell					253.65	1,730.21	1,730.21	251.20	1,981.41
Calhoun		100.00			12.00	112.00	112.00	50.72	162.72
Callahan		220.00				220.00	220.00	352.80	572.80
Cameron						11,709.73	11,709.73	29.02	11,738.75
Camp	129.30	100.00				229.30	229.30	4.88	234.18
Carson						547.55	547.55	87.78	635.33
Cass						4,342.40	4,342.40	36.22	4,378.62
Castro						825.70	825.70	697.56	1,523.26
Chambers						3,288.45	3,288.45	337.62	3,626.07
Cherokee						980.24	980.24	233.68	1,213.92
Childress									
Clay		280.00	90.00		9.00	*850.72	1,229.72	53.62	1,283.34

Cochran.....					283.86	283.86		283.86
Coke.....					759.59	759.59	193.44	953.03
Coleman.....					1,404.07	1,404.07	217.32	1,621.39
Collin.....					4,315.74	4,315.74	223.21	4,538.95
Collingsworth.....	61.95	110.00			*464.69	636.64	17.14	653.78
Colorado.....					2,766.09	2,766.09	81.67	2,847.76
Conal.....	447.15	184.00		133.15		764.30	60.42	824.72
Comanche.....					1,366.44	1,366.44	231.80	1,598.24
Concho.....		20.00			*257.98	277.98	12.18	290.16
Cooke.....					3,885.28	3,885.28		3,885.28
Coryell.....					1,434.72	1,434.72	592.78	2,027.50
Cottle.....					*522.16	522.16		522.16
Crane.....					321.16	321.16	7.16	328.32
Crockett.....	10.00	60.00				70.00		70.00
Crosby.....		196.80				196.80	203.52	400.32
Culberson.....					177.59	177.59		177.59
Dallam.....					582.99	582.99		582.99
Dallas.....					64,280.77	64,280.77	1,000.00	65,280.77
Dawson.....					1,962.68	1,962.68	4.16	1,966.84
Deaf Smith.....					644.52	644.52	8.06	652.58
Delta.....					*455.98	455.98		455.98
Denton.....					4,493.37	4,493.37	86.56	4,579.93
De Witt.....				11.85	1,916.94	1,916.94	174.77	2,091.71
Dickens.....	160.05	130.00				301.90	52.40	354.30
Dimmit.....					796.74	796.74	64.68	861.42
Donley.....	13.00	254.65		22.75		290.40	31.36	321.76
Duval.....					1,762.85	1,762.85	49.78	1,812.63
Eastland.....					3,001.85	3,001.85	231.18	3,233.03
Ector.....					572.34	572.34	170.78	743.12
Edwards.....		50.00				50.00		50.00
Ellis.....					4,660.52	4,660.52	133.48	4,794.00
El Paso.....					13,980.40	13,980.40	49.34	14,029.74
Erath.....					1,560.44	1,560.44	215.58	1,776.02
Falls.....					3,277.98	3,277.98	34.50	3,312.48
Fannin.....					3,514.15	3,514.15	61.98	3,576.13
Fayette.....					2,108.20	2,108.20	69.02	2,177.22
Fisher.....	268.85	110.00		21.00	*1,233.18	1,633.03	38.44	1,671.47
Floyd.....					856.01	856.01	15.88	871.89
Foard.....		230.00		45.00		275.00	129.90	404.90
Fort Bend.....					4,297.28	4,297.28	45.38	4,342.66
Franklin.....		20.00				20.00		20.00
Freestone.....					1,921.14	1,921.14	5.62	1,926.76
Frio.....	508.85	151.00				659.85	108.57	768.42
Gaines.....					404.90	404.90	198.50	603.40
Galveston.....					10,724.82	10,724.82	150.22	10,875.04
Garza.....					807.76	807.76	292.24	1,100.00
Gillespie.....					*1,322.71	1,322.71	3.80	1,326.51
Glasscock.....		10.00				10.00	15.68	25.68
Goliad.....								
Gonzales.....					1,855.16	1,855.16	199.30	2,054.46
Gray.....					1,973.80	1,973.80		1,973.80

TABLE NO. 84—Continued

STATEMENT SHOWING AMOUNT OF WARRANTS ISSUED IN PAYMENT OF ACCOUNTS OF DISTRICT COURT OFFICERS, NAMELY: SHERIFFS, DISTRICT CLERKS, ATTORNEYS; AND CLERKS' CERTIFICATES FOR SUBPOENAING OUT-OF-COUNTY WITNESSES; FEES FOR HOLDING EXAMINING TRIALS; SALARY APPORTIONMENT; AND WITNESS FEES; FOR THE YEAR ENDED AUGUST 31, 1951.

County	Sheriff	District Clerk	Attorney	Subpoenaing Witnesses	Examining Trials	Salary Apportionment	Sub-Total	Witness Fees	Total
Grayson						\$ 8,404.63	\$ 8,404.63	\$ 94.44	\$ 8,499.07
Gregg						2,658.06	2,658.06	240.26	2,898.32
Grimes						1,423.22	1,423.22	354.72	1,777.94
Guadalupe						2,060.20	2,060.20	26.10	2,086.30
Hale				\$ 4.00		1,996.04	2,000.04	722.48	2,722.52
Hall		\$ 150.00					150.00		150.00
Hamilton		90.00					90.00	36.30	126.30
Hansford		20.00				*322.59	342.59		342.59
Hardeman		330.00			\$ 27.00		357.00		357.00
Hardin		691.00		33.70			724.70	85.64	810.34
Harris				3.90		73,946.47	73,950.37	1,944.96	75,895.33
Harrison						8,056.16	8,056.16	147.58	8,203.74
Hartley						153.28	153.28	9.52	162.80
Haskell		80.00			3.00		83.00	12.52	95.52
Hays				1.50		*1,368.00	1,369.50	130.62	1,500.12
Hemphill									
Henderson						4,422.37	4,422.37	80.65	4,503.02
Hidalgo						13,182.84	13,182.84	509.42	13,692.26
Hill						2,740.78	2,740.78	117.62	2,858.40
Hockley						1,344.51	1,344.51		1,344.51
Hood		150.00			9.00		159.00	83.98	242.98
Hopkins						3,584.10	3,584.10	17.82	3,601.92
Houston						2,095.11	2,095.11	59.06	2,154.17
Howard						1,988.69	1,988.69	155.80	2,144.49
Hudspeth						312.66	312.66	99.62	412.28
Hunt						3,637.66	3,637.66	31.68	3,669.34
Hutchinson						2,147.06	2,147.06	40.88	2,187.94
Irion						139.67	139.67	12.40	152.07
Jack		180.00					180.00	6.88	186.88
Jackson						1,587.74	1,587.74	26.90	1,614.64
Jasper		289.90				*1,019.02	1,308.92	22.44	1,331.36
Jeff Davis									
Jefferson						22,777.71	22,777.71	354.26	23,131.97
Jim Hogg						711.31	711.31	11.50	722.81
Jim Wells						1,945.77	1,945.77	59.68	2,005.45
Johnson						2,497.85	2,497.85	226.66	2,724.51
Jones				4.00		2,906.08	2,910.08	76.04	2,986.12
Karnes						3,371.55	3,371.55	8.36	3,379.91
Kaufman						3,409.63	3,409.63	437.64	3,847.27

Kendall		50.00				50.00	25.34	75.34
Kenedy					53.24	53.24		53.24
Kent					*216.70	216.70	9.94	226.64
Kerr	\$ 110.60	24.00		6.00		140.60	8.96	149.56
Kimble							53.76	53.76
King								
Kinney		60.00		3.00		63.00		63.00
Kleberg					1,800.43	1,800.43	125.66	1,926.09
Knox	141.10	80.50		53.50	*512.04	787.14	50.26	848.40
Lamar					5,195.62	5,195.62	244.06	5,439.68
Lamb					2,523.75	2,523.75	158.98	2,682.73
Lampasas		280.00			280.00	280.00		280.00
La Salle	7.00	10.00		9.50		26.50	7.22	33.72
Lavaca					1,892.94	1,892.94	39.52	1,932.46
Lee	37.30	310.00		4.50		351.80	31.42	383.22
Leon		300.00				300.00	23.66	323.66
Liberty					2,872.96	2,872.96	449.54	3,322.50
Limestone					3,396.55	3,396.55	343.14	3,739.69
Lipscomb							70.56	70.56
Live Oak		60.00				60.00		60.00
Llano	228.40	170.00		18.00		416.40	143.52	559.92
Loving					5,654.53	5,654.53	559.94	6,214.47
Lubbock					918.62	918.62		918.62
Lynn		10.00				10.00	55.08	65.08
Madison		90.00		6.00		96.00	36.44	132.44
Marion					448.38	448.38	40.32	488.70
Martin					120.00	120.00	28.90	148.90
Mason		120.00						
Matagorda					1,699.38	1,699.38	21.94	1,721.32
Maverick					884.97	884.97	21.44	906.41
McCulloch	41.00	206.50				247.50	80.36	327.86
McLennan					12,230.28	12,230.28	451.98	12,682.26
McMullen								
Medina	341.65	379.95		50	20.55	742.65	283.66	1,026.31
Menard	175.85	61.50		5.20	12.00	254.55	40.84	295.39
Midland					1,157.54	1,157.54	128.44	1,285.98
Milam					3,094.39	3,094.39	165.40	3,259.79
Mills	107.85	190.00				297.85		297.85
Mitchell	609.23	150.00			6.00	*728.40	142.34	1,635.99
Montague					3,265.39	3,265.39		3,265.39
Montgomery					2,109.47	2,109.47	89.80	2,199.27
Moore					224.85	224.85	52.02	276.87
Morris	80.10	100.00		2.70		182.80	13.52	196.32
Motley		90.00				90.00		90.00
Nacogdoches					2,605.97	2,605.97	460.06	3,066.03
Navarro					5,113.49	5,113.49	63.66	5,177.15
Newton	10.00	73.00		6.00		89.00	52.99	141.99
Nolan					1,524.65	1,524.65	102.16	1,626.81
Nueces					7,487.36	7,487.36	192.68	7,680.04
Ochiltree	189.85	150.00		97.55		437.40	16.68	454.08
Oldham								

TABLE NO. 84—Continued

STATEMENT SHOWING AMOUNT OF WARRANTS ISSUED IN PAYMENT OF ACCOUNTS OF DISTRICT COURT OFFICERS, NAMELY: SHERIFFS, DISTRICT CLERKS, ATTORNEYS; AND CLERKS' CERTIFICATES FOR SUBPOENAING OUT-OF-COUNTY WITNESSES; FEES FOR HOLDING EXAMINING TRIALS; SALARY APPORTIONMENT; AND WITNESS FEES; FOR THE YEAR ENDED AUGUST 31, 1951.

County	Sheriff	District Clerk	Attorney	Subpoenaing Witnesses	Examining Trials	Salary Apportionment	Sub-Total	Witness Fees	Total
Orange.....						\$ 3,412.70	\$ 3,412.70	\$ 3.50	\$ 3,416.20
Palo Pinto.....	\$ 440.55	\$ 439.50			\$ 80.75		960.80	74.90	1,035.70
Panola.....						3,479.57	3,479.57	292.46	3,772.03
Parker.....						2,191.02	2,191.02	129.96	2,320.98
Parmer.....						471.10	471.10	9.18	480.28
Pecos.....						749.73	749.73	25.78	775.51
Polk.....						2,538.49	2,538.49	902.38	3,440.87
Potter.....						6,663.27	6,663.27	560.48	7,223.75
Presidio.....		81.00		\$ 10.20			91.20	156.84	248.04
Rains.....		40.00					40.00	70.52	110.52
Randall.....						858.90	858.90	253.18	1,112.08
Reagan.....						218.39	218.39		218.39
Real.....				1.50			1.50	25.62	27.12
Red River.....						2,981.36	2,981.36	37.94	3,019.30
Reeves.....						823.21	823.21	44.72	867.93
Refugio.....				3.90		1,112.13	1,116.03	53.32	1,169.35
Roberts.....		21.00					21.00		21.00
Robertson.....						2,495.33	2,495.33	99.02	2,594.35
Rockwall.....						1,111.10	1,111.10	20.24	1,131.34
Runnels.....						1,420.09	1,420.09	163.54	1,583.63
Rusk.....						5,750.25	5,750.25	322.04	6,072.29
Sabine.....						763.19	763.19	18.60	781.79
San Augustine.....		130.00					130.00		130.00
San Jacinto.....	26.35	70.00							
San Patricio.....						3,446.74	3,446.74	325.14	3,771.88
San Saba.....		13.00				*439.74	456.89	1,013.89	1,470.78
Schleicher.....				4.15					
Scurry.....						1,455.21	1,455.21	239.16	1,694.37
Shackelford.....						440.77	440.77	8.28	449.05
Shelby.....						2,071.80	2,071.80		2,071.80
Sherman.....						*210.39	210.29	27.70	238.09
Smith.....						9,919.69	9,919.69	487.54	10,407.23
Somervell.....									
Starr.....						1,649.78	1,649.78	384.32	2,034.10
Stephens.....	619.50	600.40			324.30		1,544.20	190.66	1,734.86
Sterling.....	305.15	90.00					395.15	8.54	403.69
Stonewall.....	187.50	80.00					267.50	113.08	380.58
Sutton.....	232.70	20.00					252.70		252.70
Swisher.....						615.60	615.60	32.92	648.52

Tarrant.....				4.90		38,103.52	38,108.42	1,126.54	39,234.96
Taylor.....						4,542.55	4,542.55	326.72	4,869.27
Terrell.....		140.00				140.00		9.26	149.26
Terry.....						1,284.50	1,284.50		1,284.50
Throckmorton.....						759.59	759.59		759.59
Titus.....	145.70	432.25		16.00	100.05		694.00	138.46	832.46
Tom Green.....						4,169.41	4,169.41	365.98	4,535.39
Travis.....						11,511.98	11,511.98	2,917.76	14,429.74
Trinity.....		350.00					350.00	825.50	1,175.50
Tyler.....	140.30	200.00					340.30	83.28	423.58
Upshur.....						3,928.31	3,928.31	91.28	4,019.59
Upton.....						863.00	863.00		863.00
Uvalde.....		180.00		1.00			181.00	34.54	215.54
Val Verde.....						1,309.24	1,309.24	24.98	1,334.22
Van Zandt.....						5,039.21	5,039.21	215.50	5,254.71
Victoria.....						2,898.98	2,898.98	344.54	3,243.52
Walker.....	127.05	404.60				*1,026.83	1,558.48	95.48	1,653.96
Waller.....				4.10		1,448.06	1,452.16	455.44	1,907.60
Ward.....						665.02	665.02	58.80	723.82
Washington.....						1,807.06	1,807.06	78.78	1,885.84
Webb.....						4,229.70	4,229.70	136.28	4,365.98
Wharton.....						4,291.93	4,291.93	71.76	4,363.69
Wheeler.....	142.05	215.70					357.75	17.58	375.33
Wichita.....				6.50		7,209.98	7,216.48	210.32	7,426.80
Wilbarger.....						1,660.71	1,660.71	30.67	1,691.38
Willacy.....						2,497.94	2,497.94		2,497.94
Williamson.....						4,055.24	4,055.24	581.55	4,636.79
Wilson.....		416.00					416.00	416.00	416.00
Winkler.....						981.00	981.00	462.58	1,443.58
Wise.....	101.55	416.00	\$ 312.00				829.55	829.55	829.55
Wood.....						4,640.32	4,640.32	153.36	4,793.68
Yoakum.....						182.64	182.64	57.28	239.92
Young.....						1,424.81	1,424.81	126.96	1,551.77
Zapata.....									
Zavala.....						*569.17	569.17	5.60	574.77
Total.....	\$ 7,385.65	\$ 12,911.15	\$ 552.00	\$ 140.44	\$ 1,345.95	\$ 670,562.77	\$ 692,897.96	\$ 39,900.86	\$ 732,798.82
Deficiency Certificates:									
Witness Fees:									
L-156B.....								\$ 42.76	\$ 42.76
L-157B.....								75.04	75.04
Sheriff's Fees and Examining Trials:									
L-156A.....							\$ 60.10		60.10
Total Deficiency Certificates.....							\$ 60.10	\$ 117.80	\$ 177.90
Payments on Prior Years:									
Fiscal year 1949-1950.....	\$ 1,379.55	\$ 742.35		\$ 84.10	\$ 1,390.90	\$ 53,953.83	\$ 57,550.73	\$ 1,522.26	\$ 59,072.99
Total for Prior Years.....	\$ 1,379.55	\$ 742.35		\$ 84.10	\$ 1,390.90	\$ 53,953.83	\$ 57,550.73	\$ 1,522.26	\$ 59,072.99

*Apportionment made on money transferred in from 0-414 to 0-415 \$13,435.90. \$348.00 to Clay County was paid out of appropriation 0-416 Direct.

TABLE NO. 85

SUMMARY OF EXPENDITURES BY GOVERNMENTAL FUNCTION
BY OBJECT OF EXPENDITURE

Year Ended August 31, 1951

(See Folder Immediately Following) *127*

TABLE NO. 85
SUMMARY OF EXPENDITURES BY GOVERNMENTAL FUNCTION BY OBJECT OF EXPENDITURE
Year Ended August 31, 1951

Code and Purpose	Total	Legislative	Judicial	Executive and Administrative	Protection To Persons and Property	Regulation of Business and Industry	Conservation of Health and Sanitation	Development and Conservation of Natural Resources	Eleemosynary and Correctional	Support of Free Schools and Vocational Education	Higher Education	Eleemosynary Education	Parks and Museums	Public Welfare	Highways and Road Debts	Miscellaneous
PERSONAL SERVICES:																
1110 Payroll Salaries, Regular	\$65,424,624.39	\$ 1,114,098.24	\$ 1,934,075.19	\$ 3,268,011.19	\$ 3,938,811.83	\$ 3,227,947.77	\$ 3,939,570.56	\$ 3,271,582.47	\$11,268,291.69	\$ 1,582,229.42	\$22,582,371.36	\$ 565,862.76	\$ 149,336.09	\$ 8,582,435.82		
1120 Wages, Extra Help and Miscellaneous	992,951.09	723.00		8,530.44	11,022.87	1,812.57	16,250.53	158,922.70	218,227.64	17,546.13	445,238.58	2,497.91	94,534.06	17,644.66		
1130 State Cost Teacher Retirement	10,998,269.53			125,623.70	174,756.20	130,677.13	120,720.70	86,038.89	493,641.52	5,503.00	75,173.10	10,944.76	4,444.20	372,118.16	\$ 1,159,354.10	\$10,998,269.53
1140 State Cost Employees Retirement	2,884,293.12	7,132.80	8,538.00													109,626.86
1150 State Cost Workmen's Compensation	5,488.37															
1210 Professional Services & Fees	592,497.57	6,360.10		70,004.50	6,511.87	1,655.39	325,968.44	52,193.88	92,053.96	26.00	14,708.44	2,873.74	374.25	19,867.00		
1220 Fees of Officials—Judiciary Section	8,618.90		8,618.90													
1230 Salaries of County Officials Prorated to Counties	724,516.60		724,516.60													
CURRENT CHARGES:																
2110 Rent on Lands and Buildings	706,515.82	5.00		15,801.79	166,540.91	57,458.82	10,976.73	28,859.54	9,383.90	42,570.99	19,341.78		2,530.00	353,046.36		
2120 Rent on Office Equipment, Machinery	274,160.03	6,058.66		20,052.08	24,656.19	27,465.96	12,856.46	16,685.30	14,062.73	12,959.44	33,412.33	110.21	66.00	105,774.67		
2130 Storage on Equipment, Materials and Supplies	36,854.99			1,347.33	746.75	3,799.50	620.00	7,062.52	21,758.76		57.33	275.80		1,187.00		
2140 Other Rents	16,554.45	231.85		35.00	650.50	702.20	5,072.20	6,231.30	2,779.06		772.74		63.60	16.00		
2210 Insurance on Buildings	20,843.40				2,103.74						18,364.66			375.00		
2220 Insurance on Equipment, Materials and Supplies	4,633.02				14.49						1,054.37					
2230 Insurance, Liability	442.48															
2240 Insurance, Premium on Bonds	20,972.30			6,225.34	4,339.00	2,488.43	449.40	2,143.35	2,891.59		351.19	170.66		1,913.34		
2410 Postage	610,225.97	38,003.36	1,433.45	95,020.71	55,388.16	68,405.50	34,125.75	27,592.15	26,100.71	35,306.81	87,239.88	700.00	942.24	139,967.25		
2411 Post Office Box Rent	2,173.79	24.00	76.00	253.00	86.00	89.50		5.00		51.00	43.40		8.00	1,409.05		
2420 Telephone, Telegraph and Messenger Service	587,721.69	45,730.97	3,008.81	47,865.12	94,148.34	39,171.88	23,893.68	37,557.93	67,304.47	31,368.41	70,764.92	2,399.32	2,897.38	121,430.81		
2430 Freight, Express and Drayage	244,059.88	144.13	39.14	8,902.94	2,411.24	3,264.29	11,901.13	6,121.26	79,420.28	113,155.17	9,360.09	882.01	202.33	8,255.97		
2440 Advertising—Publication of Notices	59,398.02	70.61		3,480.97	611.90	1,012.99	391.90	49,889.27	2,470.17		876.57	90.62	40.62	421.60		
2441 Radio Broadcast Cost	3,544.05							2,069.56		1,474.49						
2450 Heat, Water, Light, Power and Ice	1,573,883.22	18.45	163.90	57,596.73	87,155.88	4,545.19	26,005.57	32,042.93	802,403.96	3,842.23	485,953.64	19,908.46	9,628.15	44,618.13		
2460 Miscellaneous Current Charges	62,277.93	15.00	59.00	302.60	58,524.29	156.25	308.89	669.01	1,590.68	138.25	431.54	28.80		53.62		
2470 Memberships—Professional and Business Associations	16,116.38			320.00	1,741.20	9,139.84	429.50	461.00	1,879.90		3,792.14	44.80				
2480 Laundry and Towel Service	42,797.94	377.48	55.25	890.38	1,159.49	270.90	16,211.42	355.04	12,879.00	253.16	9,537.87	286.12	94.33	427.50		
2490 Taxes	50,764.34							781.97								49,982.37
TRAVEL EXPENSES:																
2510 Fares	131,122.13	2,024.55	979.39	11,285.17	7,232.41	11,859.75	26,865.12	13,964.68	8,102.59	16,379.37	17,116.21	496.23	491.17	14,325.49		
2520 Personal Car Allowance	1,535,505.65	13,082.04	45,145.92	134,733.79	25,417.40	219,272.91	171,379.81	428,364.85	22,976.38	123,753.02	23,720.50	203.62	2,007.13	325,448.28		
2530 Hotel and Room Rent	396,864.55	2,956.13	2,960.79	49,523.74	28,501.39	77,065.11	88,360.09	46,346.45	10,228.46	37,191.03	9,147.31	331.00	1,209.49	43,043.56		
2540 Meals	960,439.77	3,336.69	11,598.24	88,164.42	307,559.68	141,201.24	132,565.80	96,690.51	18,822.80	64,098.76	12,749.27	434.88	78,780.85	4,436.63		
2550 Other Travel Expense	32,941.38	162.01	7,497.31	2,509.91	2,461.18	5,017.92		3,164.37	1,182.29	947.50	1,599.26	24.34	1,097.30	6,980.44		
2560 Subsistence	9,990.20				668.51			9,321.69								
PURCHASE OF SAMPLES OR EVIDENCE:																
2551 Purchase of Samples or Evidence	21,684.35					19,744.73	1,856.31	83.31								
REWARDS, ALLOWANCES, TRANSPORTATION OF PRISONERS:																
2610 Rewards, Allowances, Transportation of Prisoners	105,568.20			3,044.57						102,523.63						
MORTUARY EXPENSE:																
2710 Mortuary Expense	25,031.70									2,185.20				22,846.50		
SUNDRY FEES AND AWARDS:																
2810 Court Costs and Legal Fees	74,569.72		59,164.21	9,078.80		816.68	29.80	91.10	19.25		1.50			5,368.38		
2820 Contests, Awards & Exhibit Expense	106,344.98							105,602.98	367.00		375.00					
2830 Miscellaneous Fees	67,956.89			767.75	3,502.00	2,970.00	1,147.00	11,098.00	367.00		9,164.10		6,022.00	32,919.04		
SUPPLIES, COMMODITIES AND MISCELLANEOUS OPERATING EXPENSE:																
3110 Stationery and Printing for Departmental Use	652,969.57	38,106.50	2,670.42	103,304.97	59,520.02	72,323.45	39,247.15	33,562.31	51,085.90	31,619.06	105,020.58	2,254.42	2,919.38	111,313.75		21.66
3120 Printed Forms, Reports and Books for Distribution	403,545.30	43,929.07	5,017.27	56,185.21	49,083.69	61,064.29	22,463.60	49,083.69	1,360.68	128,305.32	23,625.69	152.46	2,048.29	10,309.73		
3130 Reference Books and School Room Supplies	561,490.08	9,882.63	16,655.53	26,768.20	17,445.84	14,021.20	32,823.46	16,743.45	19,906.96	1,770.82	412,888.03	3,221.27	159.78	4,336.58		
3140 Office Supplies and Miscellaneous Office Expense	436,963.90	33,971.92	999.17	56,072.25	17,445.84	45,532.51	31,739.17	14,945.59	28,352.64	62,255.95	94,189.35	1,897.34	630.26	48,931.91		
3210 Gasoline, Oil and Grease	694,497.00			12,538.23	290,065.46	28,274.90	30,139.56	89,444.57	203,248.05	1,472.39	25,383.53	1,321.20	9,298.48	3,310.63		
3220 Tires and Tubes	105,509.41			1,551.05	34,519.64	4,490.23	3,804.16	12,818.01	35,484.95	12.04	10,345.41	40.72	2,003.47	439.73		
3230 Other Auto Expense Except Repairs	29,303.62			1,403.86	9,607.04	3,591.44	2,237.93	152.50	29,374.90	323.09	2,239.64		807.82	418.65		
3310 Recreational and Amusement Supplies	39,268.65			53.78							2,308.20	5,115.79		25.55		
3320 Drugs, Medical, Dental, Hospital and Laboratory Supplies	1,855,124.37			5,271.81	10,253.28	25.97	713,281.72	33,167.96	492,948.65		596,723.82	2,890.21	533.27	27.68		
3330 Factory Materials for Processing and Resale	833,748.59			566.09				28,317.43	764,326.50		40,481.26	3.00				
3335 Stores, Shops, Supplies and Materials	216,868.71			1,017.56	13,534.61	25.72	2,840.27	5,122.89	110,121.19	3.25	80,519.51	1,311.36	1,541.05	831.30		
3336 Merchandise for Resale	244,447.00															
3340 Clothing, Dry Goods and Furnishings	796,768.36	899.84		1,278.20	25,016.50			6,215.06	13,114.07		44,024.59	8,532.00	1,027.56			
3350 Feed and Seed for Planting	850,188.50			417.05	891.40			90.37	57,934.86		38,660.65	34.09		914.40		
3360 Groceries, Meats and Miscellaneous Provisions	6,265,687.15			6.02				55,447.57	14,925.79	5,870,093.92	185,822.24	139,391.61				
3365 Purchase of Revenue Tags and Stamps	233,755.59			80,338.08	19,397.72			131,516.42	2,503.37							
3370 Miscellaneous Supplies, Materials and Operating Expense	967,052.42	4,721.68	155.37	11,921.77	11,669.20	3,743.26	20,492.26	124,274.39	614,981.65	1,044.27	143,123.09	12,263.43	6,364.17	12,297.88		
REPAIRS:																
4110 Repairs to Lands, Buildings and Machinery	1,323,370.45	7,017.17	107.32	56,188.24	39,217.06	2,031.91	23,431.20	39,559.21	611,506.18	956.24	462,256.26	43,240.57	21,691.62	16,167.47		
4120 Repairs to Office and Plant Equipment	399,325.89	1,952.72	253.98	26,187.53	6,292.86	12,101.47	18,152.66	19,055.21	164,171.56	8,991.40	101,321.41	2,759.59	761.28	37,324.22		
4130 Repairs to Automobiles	252,613.79			5,470.45	137,936.66	10,428.86	18,118.79	30,905.63	36,390.03	254.22	10,305.12	392.07	1,203.13	1,208.83		
4140 Other Repairs	201,000.88	221.15		1,214.86	14,143.03	511.12	4,725.93	57,877.16	79,327.17		36,471.18	2,777.41	2,857.10	874.77		
ACQUISITION OF PROPERTY:																
5110 Lands	332,239.85							287,546.60	2,693.25		42,000.00					
5120 Buildings, Purchased or Constructed	19,276,560.55			42,679.64	542,139.64	7,028.93	11,337,961.39	178,385.64	4,808,531.66							



TABLE NO. 85—Continued
SUMMARY OF EXPENDITURES BY GOVERNMENTAL FUNCTION BY OBJECT OF EXPENDITURE

Year Ended August 31, 1951

Code and Purpose	Total	Legislative	Judicial	Executive and Administrative	Protection To Persons and Property	Regulation of Business and Industry	Conservation of Health and Sanitation	Development and Conservation of Natural Resources	Eleemosynary and Correctional	Support of Free Schools and Vocational Education	Higher Education	Eleemosynary Education	Parks and Museums	Public Welfare	Highways and Road Debts	Miscellaneous
ACQUISITION OF PROPERTY:—Continued																
5270 Textbooks for Schools	\$ 6,060.23									\$ 6,060.23						
5290 Non-Inventory Equipment	55,100.74	\$ 1,066.85		\$ 2,761.15	\$ 128.63	\$ 1,405.50	\$ 901.18	\$ 2,639.63	\$ 40,609.54	34.65	\$ 40.86	\$ 3,987.10	\$ 1,525.65			
HIGHWAYS:																
General Administration and Operation	8,147.02															\$ 8,147.02
Maintenance of Highways	29,274.79															29,274.79
Construction of Highways	72,272.56															72,272.56
Construction of Farm to Market Roads	19,702.40															19,702.40
Payment of Road Debts	6,267.63															6,267.63
PAYMENT OF PUBLIC DEBT:																
6110 Principal on State Bonds	2,420,000.00										2,420,000.00					
6120 Principal on Other Evidence of Indebtedness	122,734.70										122,734.70					
6210 Interest on State Bonds	786,021.00										528,287.50					\$ 257,733.50
6220 Interest on Other Evidence of Indebtedness	5,772.50															5,772.50
PENSIONS, BENEFITS AND RETIREMENTS:																
7110 Confederate Pensions	798,075.75													\$ 798,075.75		
7120 Mexican War Pensions	2,350.00													2,350.00		
7130 Old Age Assistance	87,857,666.20													87,857,666.20		
7140 Aid to Blind and Destitute Children	12,791,941.57													12,791,941.57		
7210 Unemployment Benefits	6,596,495.87													6,596,495.87		
7220 Retirements—Judiciary	65,726.24		\$ 65,726.24													
7230 Firemen's Retirements	321,805.46													321,805.46		
7240 Health Benefits	62,079.36						62,040.48		38.88							
GRANTS TO COUNTIES:																
7310 Grants to Counties	7,300,000.00															7,300,000.00
MISCELLANEOUS:																
8110 Indemnities	4,618.53							4,618.53								
8120 Medals, Scholarships, Tuition and Monuments	62,975.01								34.20		45,749.86	1,400.00				
8140 School Apportionment	160,320.87						15,790.95			160,320.87						
8141 Vocational Aid	14,323.89			28,106.55						14,295,783.86						
8142 Soil Conservation Grants	2,378,242.00							2,378,242.00								
8150 Refunds	3,432.46		3,407.56	24.90												
8160 Miscellaneous Claims	104,504.80			34.00		166.72		10,438.40		163.00						93,702.68
Total Governmental Cost	\$568,153,443.52	\$ 1,397,744.71	\$ 2,904,978.54	\$ 4,686,776.11	\$ 6,594,657.87	\$ 4,481,222.56	\$17,615,229.06	\$ 8,478,728.91	\$30,113,674.95	\$183,049,609.97	\$32,558,329.50	\$ 1,075,527.23	\$ 459,403.98	\$119,098,440.23	\$136,823,782.46	\$18,815,337.44
NON-GOVERNMENTAL PAYMENTS:																
1110 Payroll Salaries, Regular	137,142.22										8,154.16			128,988.06		
1120 Wages, Extra Help and Miscellaneous	421.50													421.50		
1140 Cost, Employees Retirement	109,790.79								108,432.19					1,358.60		
1210 Professional Services and Fees	1,405.00													1,405.00		
2110 Rent on Lands and Buildings	2,400.00													2,400.00		
2120 Rent on Office Equipment, Machinery	11,347.34													11,347.34		
2240 Insurance, Premium on Bonds	462.50													462.50		
2410 Postage	4,435.45													4,435.45		
2411 Post Office Box Rent	28.00													28.00		
2420 Telephone, Telegraph and Messenger Service	1,476.22													1,476.22		
2430 Freight, Express and Drayage	544.88													544.88		
2440 Advertising, Publication of Notices	3.52													3.52		
2450 Heat, Water, Light, Power and Ice	271.55													271.55		
2460 Miscellaneous Current Charges	12.25													12.25		
2470 Memberships, Professional and Business Associations	40.00													40.00		
2510 Fares	394.76										77.80			316.96		
2520 Personal Car Allowance	864.92										396.82			468.10		
2530 Hotel and Room Rent	277.45										40.45			237.00		
2540 Meals	352.59										83.30			269.29		
2550 Other Travel Expense	22.01													22.01		
3110 Stationery and Printing for Departmental Use	4,797.56													4,797.56		
3130 Reference Books	4.00													4.00		
3140 Office Supplies and Miscellaneous Office Expense	4,747.17													4,747.17		
3210 Gasoline, Oil and Grease	165.89													165.89		
3220 Tires and Tubes	10.25													10.25		
3230 Other Auto Expense Except Repairs	28.45													28.45		
3370 Miscellaneous Supplies, Materials and Operating Expense	19.81													19.81		
4120 Repairs to Office and Plant Equipment	574.62													574.62		
4130 Repairs to Autos	4.80													4.80		
5110 Purchase of Land for Veterans	7,712,130.75			7,712,130.75												
5210 Office Equipment	4,265.15													4,265.15		
7220 Retirements, Regular, Teachers and State Employees	3,283,385.10													3,283,385.10		
7221 Retirements, Disability, Teachers	54,591.17													54,591.17		
8150 Refunds	24,031,673.03			19,188,527.52		65,176.78	25,610.45	184,532.98		120,211.84	778.09			4,446,835.37		
8160 Miscellaneous Claims	624.11													624.11		
9110 Purchase of City, County and District Bonds	12,773,095.89								21,000.00	4,191,250.00	623,846.63			7,936,999.26		
9140 Purchase of U. S. Government Bonds	70,162,063.66			1,100,000.00						25,342,286.28	28,134,218.76			15,585,558.62		
9210 Accrued Interest on City, County and District Bonds	66,119.89								95.42	15,282.17	3,226.57			47,515.73		
9240 Accrued Interest on U. S. Government Bonds	412,730.02									170,355.93	160,784.07			80,526.48		
9270 Premiums on Bonds Purchased	916,381.93									407,074.91	67,321.93			427,031.96		
9520 Miscellaneous Non-Governmental Costs	15,804,007.87														15,746,155.14	
Total Non-Governmental Payments	\$135,503,114.07			\$28,074,527.67		\$ 65,176.78	\$ 25,610.45	\$ 184,532.98	\$ 129,527.61	\$30,246,461.13	\$28,998,928.58			\$32,032,193.73	\$15,746,155.14	
TOTAL, GOVERNMENTAL AND NON-GOVERNMENTAL PAYMENTS	\$703,656,557.59	\$ 1,397,744.71	\$ 2,904,978.54	\$32,761,303.78	\$ 6,594,657.87	\$ 4,546,399.34	\$17,640,839.51	\$ 8,663,261.89	\$30,243,202.56	\$213,296,071.10	\$61,557,258.08	\$ 1,075,527.23	\$ 459,403.98	\$151,130,633.96	\$152,569,937.60	\$18,815,337.44





PART II
OF THE
ANNUAL REPORT OF THE
COMPTROLLER OF PUBLIC ACCOUNTS
of the
STATE OF TEXAS
1951

TAX COLLECTORS ACCOUNTS—
ASSESSED VALUATIONS—TAX RATES
OIL PRODUCTION—MISCELLANEOUS

ROBERT S. CALVERT, Comptroller
GUS FARRAR, Chief Clerk
KENNETH KIMBRO, Statistician

TO THE GOVERNOR





PART II

OF THE

ANNUAL REPORT OF THE

COMPTROLLER OF PUBLIC ACCOUNTS

of the

STATE OF TEXAS

1951

TAX COLLECTORS ACCOUNTS—
ASSESSED VALUATIONS—TAX RATES
OIL PRODUCTION—MISCELLANEOUS

ROBERT S. CALVERT, Comptroller
GUS FARRAR, Chief Clerk
KENNETH KIMBRO, Statistician

TO THE GOVERNOR




TABLE OF CONTENTS

	Page
Letter of Transmittal.....	137
TABLE NUMBER:	
86. Tax Collectors' Accounts.....	138
87. Ex-Collectors' Accounts.....	202
88. Summary of Collectors' Accounts.....	218
89. Percentage of Ad Valorem and Collections.....	219
90. Tax Rates and Assessed Valuations for Years 1907-1951.....	219
91. Property Assessed for Taxation as Shown by 1951 Tax Rolls.....	220
92. Summary of Property Values Shown on Table 91.....	263
93. Statement of Assessments Against Railroads and Bridges.....	264
94. Oil Production—by County—by Month.....	286
95. Statement of Absences of Employees of this Department.....	292

LETTER OF TRANSMITTAL

November 22, 1951

Honorable Allan Shivers
Governor of Texas
Austin

Dear Sir:

I respectfully submit herein Part II of the Annual Report of the Comptroller of Public Accounts, containing statements of tax collectors' accounts, assessed valuations, tax rates, oil production, and other miscellaneous information.

Table 95 is a statement of employees absence during the fiscal year. All employees are bonded by National Surety Company of New York City, N. Y.

I again express my appreciation to the Governor, the Legislature, and the other State agencies for their fine cooperation.

Respectfully yours,

ROBERT S. CALVERT,
Comptroller of Public Accounts

Cr. Commissions Paid:									
	Collector for Collecting.....	129.00	28.35	207.99	.12	31.23	26.42	125.94	61.57
	Article 7331.....		.15		.30	1.28		3.47	.75
	Collector for Assessing.....	205.15	46.80	338.90		51.65	32.85	198.85	102.05
	Poll Tax Fees.....	550.29	123.56	1,114.20		132.81	84.86	523.31	264.90
TO General Revenue Fund.....									
	Available School Fund.....	1,748.89	402.71	2,845.30	1.86	452.67	280.46	1,724.81	882.56
		3,512.17	805.43	5,690.61	3.72	905.36	560.91	3,455.06	1,766.67
DEPOSITORY INTEREST:									
DR. Depository Interest Collected.....									
TO College Building Fund.....									
General Revenue Fund.....									
Available School Fund.....									
Confederate Pension Fund.....									
	Total Debits.....	161,728.94	273,768.86	131,824.74	5,305.50	18,255.73	31,314.65	158,951.54	26,116.77
	Total Credits.....	21,545.99	22,275.89	20,600.21	5,099.91	2,277.51	4,206.23	20,294.26	2,013.02
	Total Net Collections.....	\$ 140,182.95	\$ 251,492.97	\$ 111,224.53	\$ 205.59	\$ 15,978.22	\$ 27,108.42	\$ 138,657.28	\$ 24,103.75
TO College Building Fund.....									
	General Revenue Fund.....	9,231.64	17,364.26	7,059.60	12.12	1,017.52	1,823.19	9,011.94	1,483.87
	Available School Fund.....	57,951.09	104,681.10	45,611.15	14.27	6,368.18	11,213.44	57,481.82	9,821.37
	Confederate Pension Fund.....	69,124.53	122,482.44	55,643.45	158.82	8,159.69	13,341.27	68,221.23	12,198.90
		3,875.69	6,965.17	2,910.33	20.38	432.83	730.52	3,942.29	599.61

TABLE NO. 86—Continued

TAX ASSESSOR-COLLECTORS' ACCOUNTS FOR 1950

Showing the kinds of State Charges, credits allowed, Expense to the State for Assessing and collecting and proration of Net Amounts to The College Building Fund, General Revenue Fund, Available School Fund and Confederate Pension Fund.

	Bailey	Bandera	Bastrop	Baylor	Bee	Bell	Bexar	Blanco
AD VALOREM:								
DR. Charged on 1950 Rolls.....	\$ 37,062.84	\$ 7,787.90	\$ 62,737.51	\$ 53,028.44	\$ 129,748.09	\$ 127,712.68	\$ 1,401,047.90	\$ 21,573.21
Supplemental Assessments.....	60.99	72.78	33.05	126.36	20.09	672.95	4,932.97	307.93
Insolvent Collections.....	39.65		48.58	44.75	171.55	698.97	5,873.24	13.24
Delinquent Collections.....	439.95	383.64	936.43	761.03	1,496.87	3,690.39	40,711.20	464.48
Penalty and Interest.....	143.03	103.59	248.07	448.11	674.25	2,021.10	13,293.23	162.29
Sundry Debits.....	4.93		32.67	.05		107.70	196.47	7.22
Cr. Insolvent List.....	565.92	370.58	888.03	1,652.99	1,544.99	1,669.22	37,628.98	210.48
Errors in Assessments.....	78.84	187.47	1,218.21	291.18	482.19	1,137.27	109,675.38	99.62
Delinquent List.....	1,230.94	1,375.70	2,068.27	1,380.07	3,062.42	5,383.31	109,965.11	539.38
Commissions Paid:								
Collector for Collecting.....	1,290.41	128.02	1,800.31	1,582.96	3,077.82	3,061.07	24,220.66	987.23
Article 7331.....	27.36	22.82	55.78	57.91	106.10	276.01	2,552.53	30.36
Collector for Assessing.....	2.72	2.14	.63	3.69	.56	31.41	171.17	8.62
Assessor for Assessing.....	1,498.07		2,487.50	1,937.98	3,883.75	5,453.28	26,533.53	953.66
Discount.....	633.98		1,357.68	1,226.41	2,979.39	2,932.90	27,134.67	401.81
Sundry Credits.....		595.23	.60	25.76		44.87	2,086.66	22.36
Article 7335.....						688.30		
State Aid.....				39.73			459,444.41	
Balance due State.....							23.71	
TO College Building Fund.....	2,244.68	389.73	3,757.15	3,163.55	8,053.14	7,721.70	77,580.74	1,322.23
General Revenue Fund.....	13,478.25	2,342.20	22,499.41	19,250.94	48,777.06	47,662.17	3,932.15	8,051.56
Available School Fund.....	15,793.92	2,773.79	26,387.97	22,461.81	56,831.32	55,475.83	552,783.61	9,354.68
Confederate Pension Fund.....	906.30	160.23	1,514.77	1,333.76	3,312.11	3,366.45	32,321.70	546.38
STATE POLL TAX:								
DR. Supplemental Assessments.....	1,936.50	1,414.50	5,074.50	1,818.00	4,956.00	11,567.00	111,499.50	1,627.50
Insolvent Collections.....								37.50
Delinquent Collections.....	18.00	3.00	4.50		51.20			

Cr. Commissions Paid:									
	Collector for Collecting.....	53.44	28.35	70.86	50.52	103.16	245.50	2,241.31	71.61
	Article 7331.....		.15	.23					1.88
	Collector for Assessing.....	64.55	47.15	169.20	60.60	165.30	386.15	3,721.15	54.25
	Poll Tax Fees.....	165.99	121.24	438.24	156.60	434.58	1,135.26	10,770.16	139.89
TO									
	General Revenue Fund.....	556.84	406.87	1,466.04	516.76	1,434.72	3,266.69	31,518.76	465.79
	Available School Fund.....	1,113.68	813.74	2,934.43	1,033.52	2,869.44	6,533.40	63,248.12	931.58
DEPOSITORY INTEREST:									
DR. Depository Interest Collected.....									
TO									
	College Building Fund.....								
	General Revenue Fund.....								
	Available School Fund.....								
	Confederate Pension Fund.....								
	Total Debits.....	39,705.89	9,765.41	69,115.31	56,226.74	137,118.05	146,470.79	1,577,554.51	24,193.37
	Total Credits.....	5,612.22	2,878.85	10,555.54	8,466.40	15,840.26	22,444.55	816,169.43	3,521.15
	Total Net Collections.....	\$ 34,093.67	\$ 6,886.56	\$ 58,559.77	\$ 47,760.34	\$ 121,277.79	\$ 124,026.24	\$ 761,385.08	\$ 20,672.22
TO									
	College Building Fund.....	2,244.68	389.73	3,757.15	3,163.55	8,053.14	7,721.70	77,580.74	1,322.23
	General Revenue Fund.....	14,035.09	2,749.07	23,965.45	19,767.70	50,211.78	50,928.86	35,450.91	8,517.35
	Available School Fund.....	16,907.60	3,587.53	29,322.40	23,495.33	59,700.76	62,009.23	616,031.73	10,286.26
	Confederate Pension Fund.....	906.30	160.23	1,514.77	1,333.76	3,312.11	3,366.45	32,321.70	546.38

Cr.	Commissions Paid:								
	Collector for Collecting.....	9.96	71.80	328.73	263.27	149.82	46.88	11.23	57.96
	Article 7331.....				1.47		.60		.53
	Collector for Assessing.....	13.50	103.05	531.85	437.90	238.75	69.60	18.60	93.35
	Poll Tax Fees.....	34.71	265.63	1,419.21	1,321.35	736.58	179.10	48.38	247.20
TO	General Revenue Fund.....	115.61	883.69	4,555.16	3,713.13	2,012.45	601.27	160.58	802.28
	Available School Fund.....	231.22	1,767.33	9,116.55	7,426.27	4,024.90	1,202.55	322.71	1,607.68
DEPOSITORY INTEREST:									
DR.	Depository Interest Collected.....								
TO	College Building Fund.....								
	General Revenue Fund.....								
	Available School Fund.....								
	Confederate Pension Fund.....								
	Total Debits.....	36,114.84	65,111.80	121,840.55	100,175.76	86,386.74	88,548.06	6,167.38	137,357.56
	Total Credits.....	4,308.31	7,823.76	22,164.09	41,384.51	32,315.23	10,516.93	1,730.57	64,307.87
	Total Net Collections.....	\$ 31,806.53	\$ 57,288.04	\$ 99,676.46	\$ 58,791.25	\$ 54,071.51	\$ 78,031.13	\$ 4,436.81	\$ 73,049.69
TO	College Building Fund.....	2,182.01	3,774.00	5,757.04	3,560.81	4,606.29	5,233.87	270.16	8,401.40
	General Revenue Fund.....	13,244.34	23,624.60	40,404.63	20,771.35	11,068.05	32,335.32	1,801.89	835.96
	Available School Fund.....	15,507.26	28,357.44	50,919.30	32,928.93	36,519.00	38,273.13	2,253.79	60,446.01
	Confederate Pension Fund.....	872.92	1,532.00	2,595.49	1,530.16	1,878.17	2,188.81	110.97	3,366.32

TABLE NO. 86—Continued

TAX ASSESSOR-COLLECTORS' ACCOUNTS FOR 1950

Showing the kinds of State Charges, credits allowed, Expense to the State for Assessing and collecting and proration of Net Amounts to The College Building Fund, General Revenue Fund, Available School Fund and Confederate Pension Fund.

	Brown	Burleson	Burnet	Caldwell	Calhoun	Callahan	Cameron	Camp
AD VALOREM:								
DR. Charged on 1950 Roll.....	\$ 79,881.57	\$ 46,367.66	\$ 39,453.48	\$ 77,309.79	\$ 130,815.72	\$ 18,504.88	\$ 190,306.87	\$ 4,075.63
Supplemental Assessments.....	286.01	286.81	20.06	25.62	475.99	3.92	189.26	
Insolvent Collections.....	231.38	20.23	200.44	104.45	15.98	78.94	591.70	
Delinquent Collections.....	5,069.57	1,531.64	516.97	4,353.80	3,952.01	657.41	8,334.20	80.63
Penalty and Interest.....	2,987.34	432.14	165.45	2,103.62	1,202.22	405.59	4,290.38	37.93
Sundry Debits.....	108.64	14.33		22.21		5.44	6,351.90	
Cr. Insolvent List.....	795.75	143.03	1,155.14	1,155.19	198.53	559.91	17,967.08	480.36
Errors in Assessments.....	2,225.90	509.85	113.69	222.85	216.26	324.91	9,356.75	.72
Delinquent List.....	5,687.55	2,065.28	1,042.58	2,703.87	697.04	2,443.81	18,355.59	1,118.24
Commissions Paid:								
Collector for Collecting.....	2,154.53	1,474.66	1,324.05	2,147.64	3,234.46	326.55	3,690.71	110.64
Article 7331.....	393.55	96.58	30.98	319.75	255.29	49.81	527.10	5.05
Collector for Assessing.....	10.35	10.89	.60	.87	13.22	.12	6.25	
Assessor for Assessing.....	3,223.68	1,896.45	1,662.68	2,860.72	3,719.21		9,586.26	
Discount.....	1,513.24	1,078.60	843.57	1,817.94	3,528.71		3,454.33	.16
Sundry Credits.....	787.05	29.66	23.03	3.60	47.03	357.75	2.47	
Article 7335.....	1,191.00			922.16	790.03	148.58		
State Aid.....		16,487.15			51,322.80			
Balance due State.....	97.98						6,306.12	
TO College Building Fund.....	4,623.65	2,834.45	2,366.89	4,759.20	8,473.09	1,049.82	16,238.62	170.36
General Revenue Fund.....	29,309.98	716.99	14,199.12	29,907.87	119.58	6,407.33	805.85	1,028.68
Available School Fund.....	34,334.29	20,125.51	16,639.10	34,892.39	60,281.07	7,538.04	116,840.90	1,209.96
Confederate Pension Fund.....	2,216.01	1,183.71	954.97	2,205.44	3,565.60	449.55	6,926.36	70.02
STATE POLL TAX:								
DR. Supplemental Assessments.....	6,532.50	4,037.50	2,695.00	5,024.00	2,464.50	1,897.50	22,847.50	711.00
Insolvent Collections.....								
Delinquent Collections.....		10.50			108.21	48.00		12.00

Cr.	Commissions Paid:								
	Collector for Collecting	139.14	103.33	73.88	113.23	53.42	38.91	458.21	35.82
	Article 733153			5.41	2.40		.60
	Collector for Assessing	218.35	134.90	89.95	167.70	82.15	63.25	764.45	23.70
	Poll Tax Fees	636.17	349.22	233.38	435.64	214.97	163.42	2,247.90	61.07
TO	General Revenue Fund	1,836.92	1,148.40	764.11	1,432.16	738.92	559.17	6,414.26	200.60
	Available School Fund	3,701.92	2,311.62	1,533.68	2,875.27	1,477.84	1,118.35	12,962.68	401.21
DEPOSITORY INTEREST:									
DR.	Depository Interest Collected								
TO	College Building Fund								
	General Revenue Fund								
	Available School Fund								
	Confederate Pension Fund								
	Total Debits	95,097.01	52,700.81	43,051.40	88,943.49	139,034.63	21,601.68	232,911.89	4,917.19
	Total Credits	19,074.24	24,380.13	6,593.53	12,871.16	64,378.53	4,479.42	72,723.22	1,836.36
	Total Net Collections	\$ 76,022.77	\$ 28,320.68	\$ 36,457.87	\$ 76,072.33	\$ 74,656.10	\$ 17,122.26	\$ 160,188.67	\$ 3,080.83
TO	College Building Fund	4,623.65	2,834.45	2,366.89	4,759.20	8,473.09	1,049.82	16,238.62	170.36
	General Revenue Fund	31,146.90	1,865.39	14,963.23	31,340.03	858.50	6,966.50	7,220.11	1,229.28
	Available School Fund	38,036.21	22,437.13	18,172.78	37,767.66	61,758.91	8,656.39	129,803.58	1,611.17
	Confederate Pension Fund	2,216.01	1,183.71	954.97	2,205.44	3,565.60	449.55	6,926.36	70.02

TABLE NO. 86—Continued

TAX ASSESSOR-COLLECTORS' ACCOUNTS FOR 1950

Showing the kinds of State Charges, credits allowed, Expense to the State for Assessing and collecting and proration of Net Amounts to The College Building Fund, General Revenue Fund, Available School Fund and Confederate Pension Fund.

	Carson	Cass	Castro	Chambers	Cherokee	Childress	Clay	Cochran
AD VALOREM:								
DR. Charged on 1950 Roll	\$ 149,495.99	\$ 58,547.50	\$ 47,439.83	\$ 203,025.36	\$ 92,066.53	\$ 9,820.95	\$ 138,571.27	\$ 19,969.52
Supplemental Assessments	200.94	240.36	30.40	102.89	803.95	25.99	23.03	16.13
Insolvent Collections	35.17		12.31	81.90	456.86	28.80	46.18	25.49
Delinquent Collections	401.88	1,105.66	954.74	838.19	9,353.03	52.17	506.97	876.44
Penalty and Interest	122.29	482.56	414.68	396.70	6,168.41	72.61	254.38	243.35
Sundry Debits	.92	17.86	6.08	222.35	81.85	.03	.01	10.30
Cr. Insolvent List	337.90	395.32	382.76	68.87	1,908.74	556.88	822.55	554.75
Errors in Assessments	37.58	287.57	61.48	506.74	1,460.26	530.25	192.74	685.64
Delinquent List	1,232.61	3,189.09	1,215.17	901.21	7,630.35	1,103.40	4,659.81	6,284.96
Commissions Paid:								
Collector for Collecting	3,488.00	1,697.56	1,515.47	4,551.02	2,513.75	156.20	3,210.59	272.32
Article 7331	25.16	77.91	66.91	59.45	761.74	4.13	33.16	53.66
Collector for Assessing	6.99	13.75	85	2.61	27.86	.72	.73	.45
Assessor for Assessing	4,104.79	2,281.08	1,704.37	5,328.61	3,321.54		4,041.93	
Discount	4,189.67	1,261.18	965.06	5,626.46	1,900.59		3,077.41	
Sundry Credits			13.38		39.16			13.57
Article 7335		79.61	132.58		2,484.65			
State Aid		20,879.20						
Balance due State	1.18	390.94			104.01			.02
TO College Building Fund	9,493.77	3,462.63	2,930.02	12,992.48	5,334.67	528.12	8,549.45	908.76
General Revenue Fund	56,979.00	409.59	17,821.88	78,087.34	36,440.75	3,182.66	51,405.41	5,534.42
Available School Fund	66,551.15	24,532.53	20,817.68	91,296.86	41,932.59	3,722.10	59,968.88	6,455.37
Confederate Pension Fund	3,809.39	1,435.98	1,230.43	5,245.74	3,069.97	216.09	3,439.18	377.31
STATE POLL TAX:								
DR. Supplemental Assessments	2,525.00	4,142.00	1,830.00	3,028.50	5,667.00	1,587.00	2,505.00	1,062.00
Insolvent Collections								
Delinquent Collections	3.00	145.75	3.00	19.50			10.50	9.00

Cr.	Commissions Paid:								
	Collector for Collecting.....	51.73	93.20	45.82	61.20	117.46	31.74	52.71	21.42
	Article 7331.....	.15	7.29	.15	.98			.53	.45
	Collector for Assessing.....	84.20	138.20	61.00	100.95	189.10	52.90	83.50	35.40
	Poll Tax Fees.....	218.61	356.70	158.39	261.00	488.83	138.47	216.00	91.03
TO	General Revenue Fund.....	723.92	1,228.70	522.54	874.62	1,620.75	454.63	720.92	307.56
	Available School Fund.....	1,449.39	2,463.66	1,045.10	1,749.25	3,250.86	909.26	1,441.84	615.14
DEPOSITORY INTEREST:									
DR.	Depository Interest Collected.....								
TO	College Building Fund.....								
	General Revenue Fund.....								
	Available School Fund.....								
	Confederate Pension Fund.....								
	Total Debits.....	152,785.19	64,681.69	50,691.04	207,715.39	114,597.63	11,587.55	141,917.34	22,212.23
	Total Credits.....	13,778.57	31,148.60	6,323.39	17,469.10	22,948.04	2,574.69	16,391.66	8,013.67
	Total Net Collections.....	\$ 139,006.62	\$ 33,533.09	\$ 44,367.65	\$ 190,246.29	\$ 91,649.59	\$ 9,012.86	\$ 125,525.68	\$ 14,198.56
TO	College Building Fund.....	9,493.77	3,462.63	2,930.02	12,992.48	5,334.67	528.12	8,549.45	908.76
	General Revenue Fund.....	57,702.92	1,638.29	18,344.42	78,961.96	38,061.50	3,637.29	52,126.33	5,841.98
	Available School Fund.....	68,000.54	26,996.19	21,862.78	93,046.11	45,183.45	4,631.36	61,410.72	7,070.51
	Confederate Pension Fund.....	3,809.39	1,435.98	1,230.43	5,245.74	3,069.97	216.09	3,439.18	377.31

TABLE NO. 86—Continued

TAX ASSESSOR-COLLECTORS' ACCOUNTS FOR 1950

Showing the kinds of State Charges, credits allowed, Expense to the State for Assessing and collecting and proration of Net Amounts to The College Building Fund, General Revenue Fund, Available School Fund and Confederate Pension Fund.

	Coke	Coleman	Collin	Collingsworth	Colorado	Comal	Comanche	Concho
AD VALOREM:								
DR. Charged on 1950 Roll.....	\$ 83,741.67	\$ 28,987.98	\$ 124,156.76	\$ 45,574.24	\$ 228,735.52	\$ 85,364.78	\$ 17,068.47	\$ 45,115.73
Supplemental Assessments.....		639.24	672.28	149.45	249.09	106.91	205.87	371.05
Insolvent Collections.....	34.19		357.04	15.39	197.36	36.06	52.51	142.01
Delinquent Collections.....	236.30	391.29	2,339.09	1,578.31	1,956.40	836.26	236.50	606.30
Penalty and Interest.....	80.97	359.57	763.17	592.08	754.41	362.83	209.73	164.86
Sundry Debits.....	19,070.66	35.13	65.81	121.12	6,545.76	1.16		10.05
Cr. Insolvent List.....	782.85	1,720.52	2,294.44	808.37	783.27	756.21	1,046.71	162.66
Errors in Assessments.....	108.72	1,641.38	1,914.80	167.65	423.72	13,305.24	68.80	205.18
Delinquent List.....	492.14	5,527.82	4,990.01	1,055.11	2,545.77	1,965.53	1,286.75	1,141.35
Commissions Paid:								
Collector for Collecting.....	2,206.09	430.45	2,933.84	1,487.37	5,036.86	1,976.72	307.34	1,466.89
Article 7331.....	15.06	31.33	149.97	107.58	129.53	58.43	17.88	37.25
Collector for Assessing.....		20.02	20.97	6.14	7.33	3.27	6.03	11.57
Assessor for Assessing.....	2,537.81		4,691.52	1,810.52	6,504.57	3,210.38		1,614.95
Discount.....	2,249.43	1.13	2,048.29	989.41	5,937.92	1,373.64		964.59
Sundry Credits.....			350.56		149.49	10.00		71.06
Article 7335.....				139.63	160.18			4.25
State Aid.....	31,482.16	1,103.30	1,161.57		43,581.85			
Balance due State.....		3,210.85		112.03			1.00	
TO College Building Fund.....	5,247.79	1,257.88	7,435.74	2,779.03	14,517.57	4,416.90	1,029.73	2,818.96
General Revenue Fund.....	19,158.35	5,923.53	44,812.94	17,163.12	50,593.77	26,688.34	6,214.72	16,956.81
Available School Fund.....	36,777.73	9,004.32	52,500.96	20,220.72	102,157.22	31,133.12	7,291.87	19,886.68
Confederate Pension Fund.....	2,105.66	540.68	3,048.54	1,183.91	5,909.49	1,810.22	426.94	1,143.11
STATE POLL TAX:								
DR. Supplemental Assessments.....	1,306.50	2,714.50	7,005.00	2,091.00	6,275.50	4,840.00	2,327.00	1,971.00
Insolvent Collections.....								6.00
Delinquent Collections.....	12.00	42.00		16.50	61.50	66.00	3.00	36.00

Cr. Commissions Paid:								
Collector for Collecting.....	29.55	55.13	148.39	52.80	133.92	107.55	46.59	52.09
Article 7331.....	.60	2.1083	3.08	3.30	.15	1.80
Collector for Assessing.....	43.55	90.65	233.50	69.70	209.30	161.50	77.60	65.70
Poll Tax Fees.....	111.99	233.70	602.10	181.80	545.28	501.51	200.87	169.07
TO General Revenue Fund.....								
Available School Fund.....	377.60	789.04	2,007.00	598.13	1,813.32	1,374.78	667.74	574.78
	755.21	1,585.88	4,014.01	1,204.24	3,632.10	2,757.36	1,337.05	1,149.56
DEPOSITORY INTEREST:								
DR. Depository Interest Collected.....								
TO College Building Fund.....								
General Revenue Fund.....								
Available School Fund.....								
Confederate Pension Fund.....								
Total Debits.....	104,482.29	33,169.71	135,359.15	50,138.09	244,775.54	91,614.00	20,103.08	48,423.00
Total Credits.....	40,059.95	14,068.38	21,539.96	6,988.94	66,152.07	23,433.28	3,135.03	5,893.10
Total Net Collections.....	\$ 64,422.34	\$ 19,101.33	\$ 113,819.19	\$ 43,149.15	\$ 178,623.47	\$ 68,180.72	\$ 16,968.05	\$ 42,529.90
TO College Building Fund.....								
General Revenue Fund.....	5,247.79	1,257.88	7,435.74	2,779.03	14,517.57	4,416.90	1,029.73	2,818.96
Available School Fund.....	19,535.95	6,712.57	46,819.94	17,761.25	52,407.09	28,063.12	6,882.46	17,531.59
Confederate Pension Fund.....	37,532.94	10,590.20	56,514.97	21,424.96	105,789.32	33,890.48	8,628.92	21,036.24
	2,105.66	540.68	3,048.54	1,183.91	5,909.49	1,810.22	426.94	1,143.11

TABLE NO. 86—Continued

TAX ASSESSOR-COLLECTORS' ACCOUNTS FOR 1950

Showing the kinds of State Charges, credits allowed, Expense to the State for Assessing and collecting and proration of Net Amounts to The College Building Fund, General Revenue Fund, Available School Fund and Confederate Pension Fund.

	Cooke	Coryell	Cottle	Crane	Crockett	Crosby	Culberson	Dallam
AD VALOREM:								
DR. Charged on 1950 Rolls.....	\$ 191,839.08	\$ 49,691.45	\$ 6,934.33	\$ 154,687.60	\$ 150,576.86	\$ 8,923.00	\$ 44,550.45	\$ 46,403.31
Supplemental Assessments.....	798.38	545.28		52.33	12.82	28.12	435.44	32.38
Insolvent Collections.....	67.21	415.31		68.12		23.33	37.13	97.78
Delinquent Collections.....	1,791.56	1,175.88	43.56	439.90	269.01	323.40	746.84	878.67
Penalty and Interest.....	476.01	410.32	30.44	167.11	128.94	125.54	436.43	380.90
Sundry Debits.....		7.20		130.71	.07		10.81	17.50
Cr. Insolvent List.....	3,528.73	687.45	852.65	163.23	93.67	868.78	120.13	300.65
Errors in Assessments.....	1,851.20	608.91	45.80	213.65	4.53	252.14	82.59	17.57
Delinquent List.....	3,050.42	1,378.26	1,715.14	485.02	803.43	644.31	385.23	655.67
Commissions Paid:								
Collector for Collecting.....	4,238.20	1,565.53	85.47	3,601.52	3,515.85	151.79	1,489.34	1,509.88
Article 7331.....	110.22	74.06	3.17	28.92	19.80	21.09	57.30	60.83
Collector for Assessing.....	22.72	19.84		1.47	.36	1.17	11.14	.90
Assessor for Assessing.....	5,901.63	2,170.29		4,142.79	4,085.86		1,480.76	1,708.63
Discount.....	4,435.52	717.61		4,476.04	4,221.86		1,145.77	1,039.35
Sundry Credits.....		38.03	24.45	1.85	15.54			
Article 7335.....	319.38							
State Aid.....								
Balance due State.....			116.07	68.93	9.68	69.00	2.81	
TO College Building Fund.....	11,884.44	3,092.97	286.62	9,864.75	9,586.42	502.84	2,833.63	2,911.82
General Revenue Fund.....	71,399.76	18,713.97	1,732.60	59,332.27	57,590.98	3,076.16	17,227.34	17,732.95
Available School Fund.....	83,442.28	21,907.14	2,028.85	69,193.89	67,187.94	3,620.61	20,180.51	20,653.13
Confederate Pension Fund.....	4,787.74	1,271.38	117.51	3,971.44	3,851.78	215.50	1,200.55	1,219.16
STATE POLL TAX:								
DR. Supplemental Assessments.....	5,900.50	2,690.50	797.50	1,683.50	1,137.00	1,299.50	726.00	2,439.00
Insolvent Collections.....								
Delinquent Collections.....	12.00		6.00	9.00				

Cr.	Commissions Paid:								
	Collector for Collecting	122.18	65.28	16.07	33.76	24.17	25.99	14.68	54.85
	Article 733160		.30	.45				
	Collector for Assessing	196.95	89.75	26.60	56.15	37.90	43.35	24.20	81.30
	Poll Tax Fees	671.74	231.00	68.42	148.69	98.49	113.06	62.23	212.27
TO	General Revenue Fund	1,636.18	767.12	230.44	483.96	325.48	372.37	208.29	696.86
	Available School Fund	3,284.85	1,537.35	461.67	969.49	650.96	744.73	416.60	1,393.72
DEPOSITORY INTEREST:									
DR.	Depository Interest Collected								
TO	College Building Fund								
	General Revenue Fund								
	Available School Fund								
	Confederate Pension Fund								
	Total Debits	200,884.74	54,935.94	7,811.83	157,238.27	152,124.70	10,722.89	46,943.10	50,249.54
	Total Credits	24,449.49	7,646.01	2,954.14	13,422.47	12,931.14	2,190.68	4,876.18	5,641.90
	Total Net Collections	\$ 176,435.25	\$ 47,289.93	\$ 4,857.69	\$ 143,815.80	\$ 139,193.56	\$ 8,532.21	\$ 42,066.92	\$ 44,607.64
TO	College Building Fund	11,884.44	3,092.97	286.62	9,864.75	9,586.42	502.84	2,833.63	2,911.82
	General Revenue Fund	73,035.94	19,481.09	1,963.04	59,816.23	57,916.46	3,448.53	17,435.63	18,429.81
	Available School Fund	86,727.13	23,444.49	2,490.52	70,163.38	67,838.90	4,365.34	20,597.11	22,046.85
	Confederate Pension Fund	4,787.74	1,271.38	117.51	3,971.44	3,851.78	215.50	1,200.55	1,219.16

TABLE NO. 86—Continued

TAX ASSESSOR-COLLECTORS' ACCOUNTS FOR 1950

Showing the kinds of State Charges, credits allowed, Expense to the State for Assessing and collecting and proration of Net Amounts to The College Building Fund, General Revenue Fund, Available School Fund and Confederate Pension Fund.

	Dallas	Dawson	Deaf Smith	Delta	Denton	DeWitt	Dickens	Dimmit
AD VALOREM:								
DR. Charged on 1950 Rolls.....	\$3,351,130.61	\$ 82,057.65	\$ 67,957.24	\$ 6,453.89	\$ 147,075.54	\$ 122,532.82	\$ 34,484.55	\$ 13,479.87
Supplemental Assessments.....	5,338.82	287.49	66.67	42.97	200.46	29.45	993.35	12.96
Insolvent Collections.....	4,802.66	129.07	121.01	22.04	76.69	102.50	124.42
Delinquent Collections.....	44,865.42	1,568.97	1,102.46	97.84	3,526.15	666.72	494.63	1,609.82
Penalty and Interest.....	15,192.91	588.35	410.14	68.61	1,002.34	217.01	130.56	977.88
Sundry Debits.....	304.62	117.79	.01	.01	3.60	2.08	.22
Cr. Insolvent List.....	194,120.08	2,713.72	211.40	669.97	6,598.63	1,491.65	600.58	713.30
Errors in Assessments.....	119,324.75	312.11	18.65	69.22	9,989.92	237.73	303.27	756.69
Delinquent List.....	85,513.35	1,709.72	1,473.85	1,385.42	7,051.14	1,545.23	947.22	3,347.68
Commissions Paid:								
Collector for Collecting.....	59,473.98	2,149.54	1,925.19	91.23	3,116.87	2,929.25	1,266.80	225.26
Article 7331.....	2,892.32	106.02	67.08	6.68	220.04	40.81	30.18	123.73
Collector for Assessing.....	143.07	8.29	2.32	1.25	2.89	.81	39.29	.26
Assessor for Assessing.....	74,373.67	2,753.97	2,346.07	5,261.55	4,283.63	1,439.95
Discount.....	78,711.75	1,867.19	1,432.91	2,099.20	2,974.74	691.27	.03
Sundry Credits.....	296.10	161.90	35.26
Article 7335.....	197.22	14.24
State Aid.....	92,082.88
Balance due State.....	10
TO College Building Fund.....	193,621.10	5,005.78	4,304.52	305.93	8,045.10	7,632.97	2,137.27	632.49
General Revenue Fund.....	1,073,863.59	30,303.09	25,870.50	1,849.60	48,898.44	45,815.44	12,862.12	4,681.49
Available School Fund.....	1,368,090.66	35,385.74	30,257.70	2,164.83	57,208.25	53,529.87	15,047.01	5,190.93
Confederate Pension Fund.....	79,127.74	2,075.03	1,747.34	126.99	3,357.49	3,066.37	864.63	408.79
STATE POLL TAX:								
DR. Supplemental Assessments.....	115,269.00	4,364.50	2,841.00	1,030.50	6,554.50	6,583.00	2,082.00	1,341.00
Insolvent Collections.....
Delinquent Collections.....	15.50	12.00	3.00	9.00

Cr. Commissions Paid:								
Collector for Collecting	2,306.30	100.45	62.28	20.61	137.09	148.57	48.57	26.82
Article 7331		.78	.60		.15	.45		
Collector for Assessing	3,846.60	145.50	94.70	34.35	218.60	219.60	69.40	44.70
Poll Tax Fees	10,438.34	449.51	245.57	88.72	658.44	571.58	178.45	117.64
TO								
General Revenue Fund	32,825.51	1,227.92	816.61	295.60	1,845.92	1,881.33	595.19	383.94
Available School Fund	65,852.25	2,455.84	1,633.24	591.22	3,697.30	3,770.47	1,190.39	767.90
DEPOSITORY INTEREST:								
DR. Depository Interest Collected								
TO								
College Building Fund								
General Revenue Fund								
Available School Fund								
Confederate Pension Fund								
Total Debits	3,536,904.04	89,129.32	72,510.53	7,715.86	158,442.28	130,140.50	38,311.59	17,421.75
Total Credits	723,523.19	12,675.92	7,880.62	2,381.69	35,389.78	14,444.05	5,614.98	5,356.21
Total Net Collections	\$2,813,380.85	\$ 76,453.40	\$ 64,629.91	\$ 5,334.17	\$ 123,052.50	\$ 115,696.45	\$ 32,696.61	\$ 12,065.54
TO								
College Building Fund	193,621.10	5,005.78	4,304.52	305.93	8,045.10	7,632.97	2,137.27	632.49
General Revenue Fund	1,106,689.10	31,531.01	26,687.11	2,145.20	50,744.36	47,696.77	13,457.31	5,065.43
Available School Fund	1,433,942.91	37,841.58	31,890.94	2,756.05	60,905.55	57,300.34	16,237.40	5,958.83
Confederate Pension Fund	79,127.74	2,075.03	1,747.34	126.99	3,357.49	3,066.37	864.63	408.79

TABLE NO. 86—Continued

TAX ASSESSOR-COLLECTORS' ACCOUNTS FOR 1950

Showing the kinds of State Charges, credits allowed, Expense to the State for Assessing and collecting and proration of Net Amounts to The College Building Fund, General Revenue Fund, Available School Fund and Confederate Pension Fund.

	Donley	Duval	Eastland	Ector	Edwards	Ellis	El Paso	Erath
AD VALOREM:								
DR. Charged on 1950 Rolls.....	\$ 40,083.54	\$ 217,877.88	\$ 25,251.46	\$ 378,328.89	\$ 6,915.72	\$ 170,090.31	\$ 513,137.52	\$ 10,665.00
Supplemental Assessments.....	37.46	99.88	149.18	5.18	47.01	352.83	327.46	79.34
Insolvent Collections.....		5.04	12.92	176.11	3.57	270.01	3,542.41	49.76
Delinquent Collections.....	630.45	1,801.74	640.53	1,065.90	86.13	4,653.14	7,597.61	190.62
Penalty and Interest.....	263.98	539.67	239.77	318.53	45.58	2,729.91	4,528.98	99.68
Sundry Debits.....	.03	3.89	3.39			121.83	22.28	6.49
Cr. Insolvent List.....	459.69	503.10	1,386.48	595.29	281.76	2,133.23	5,437.47	652.21
Errors in Assessments.....	4.31	2,964.04	1,487.50	337.58	64.51	4,811.50	18,478.22	685.79
Delinquent List.....	974.09	10,612.48	7,631.26	2,188.50	698.14	8,255.19	10,166.10	1,221.80
Commissions Paid:								
Collector for Collecting.....	1,363.96	4,610.60	315.80	7,926.35	120.71	3,770.37	10,304.53	170.61
Article 7331.....	44.07	114.61	38.25	62.93	6.01	363.90	547.05	12.72
Collector for Assessing.....	1.29	3.08	4.73	.20	1.28	13.06	11.04	2.92
Assessor for Assessing.....	1,576.61	5,702.45		9,841.39		6,009.25	15,801.01	
Discount.....	938.21	5,713.59	1.71	10,443.01		3,958.25	9,774.56	68
Sundry Credits.....	.02	83.60				70.54	17.64	
Article 7335.....		273.17					1,650.92	
State Aid.....		78,867.41						
Balance due State.....					18.26	139.50	10.68	
TO College Building Fund.....	2,446.06	13,159.99	1,066.68	24,196.03	408.43	10,022.06	31,397.09	574.43
General Revenue Fund.....	14,819.04	118.84	6,413.56	145,168.57	2,453.15	61,884.35	190,163.67	3,454.48
Available School Fund.....	17,365.89	92,311.98	7,517.35	169,449.10	2,878.33	72,351.46	222,358.17	4,077.13
Confederate Pension Fund.....	1,022.22	5,289.16	433.93	9,685.66	167.43	4,434.99	13,038.11	238.12
STATE POLL TAX:								
DR. Supplemental Assessments.....	1,561.50	3,306.00	3,988.00	14,878.50	571.50	6,447.00	40,337.00	2,719.50
Insolvent Collections.....								
Delinquent Collections.....						354.99		

Cr. Commissions Paid:								
Collector for Collecting.....	40.05	66.22	79.76	297.82	11.43	144.46	807.57	54.39
Article 7331.....						17.75		
Collector for Assessing.....	52.05	110.20	133.05	496.10	19.05	214.95	1,347.35	90.65
Poll Tax Fees.....	135.90	283.37	345.62	1,332.97	57.60	599.72	4,067.21	234.51
TO General Revenue Fund.....								
Available School Fund.....	444.50	948.74	1,143.19	4,248.20	161.14	1,940.92	11,328.21	779.98
	889.00	1,897.47	2,286.38	8,503.41	322.28	3,884.19	22,786.66	1,559.97
DEPOSITORY INTEREST:								
DR. Depository Interest Collected.....								
TO College Building Fund.....								
General Revenue Fund.....								
Available School Fund.....								
Confederate Pension Fund.....								
Total Debits.....	42,576.96	223,634.10	30,285.25	394,773.11	7,669.51	185,020.02	569,493.26	13,810.39
Total Credits.....	5,590.25	109,907.92	11,424.16	33,522.14	1,278.75	30,502.05	78,421.35	3,126.28
Total Net Collections.....	\$ 36,986.71	\$ 113,726.18	\$ 18,861.09	\$ 361,250.97	\$ 6,390.76	\$ 154,517.97	\$ 491,071.91	\$ 10,684.11
TO College Building Fund.....								
General Revenue Fund.....	\$ 2,446.06	\$ 13,159.99	\$ 1,066.68	\$ 24,196.03	\$ 408.43	\$ 10,022.06	\$ 31,397.09	\$ 574.43
Available School Fund.....	15,263.54	1,067.58	7,556.75	149,416.77	2,614.29	63,825.27	201,491.88	4,234.46
Confederate Pension Fund.....	18,254.89	94,209.45	9,803.73	177,952.51	3,200.61	76,235.65	245,144.83	5,637.10
	1,022.22	5,289.16	433.93	9,685.66	167.43	4,434.99	13,038.11	238.12

TABLE NO. 86—Continued

TAX ASSESSOR-COLLECTORS' ACCOUNTS FOR 1950

Showing the kinds of State Charges, credits allowed, Expense to the State for Assessing and collecting and proration of Net Amounts to The College Building Fund, General Revenue Fund, Available School Fund and Confederate Pension Fund.

	Falls	Fannin	Fayette	Fisher	Floyd	Foard	Fort Bend	Franklin
AD VALOREM:								
DR. Charged on 1950 Rolls	\$ 93,501.38	\$ 34,283.08	\$ 85,840.24	\$ 109,914.46	\$ 65,193.31	\$ 32,189.76	\$ 337,650.61	\$ 5,454.41
Supplemental Assessments	432.49	340.49	18.35	76.81	69.75		239.97	13.58
Insolvent Collections	501.89		96.52	141.50	76.06	84.01	113.19	1.80
Delinquent Collections	2,415.05	2,298.47	454.07	1,120.14	519.93	476.64	3,392.39	73.37
Penalty and Interest	905.70	1,372.39	142.05	728.28	146.76	162.35	898.47	30.95
Sundry Debits	22.02	8.21		.88		.01	2.35	
Cr. Insolvent List	1,791.93	4,345.01	444.48	1,512.27	1,117.15	661.36	1,050.38	220.59
Errors in Assessments	214.42	1,489.95	93.73	277.99	266.11	44.40	1,018.34	5.76
Delinquent List	14,446.49	9,818.77	972.27	1,455.70	729.45	1,151.78	6,861.99	2,589.50
Commissions Paid:								
Collector for Collecting	2,187.85	451.05	2,216.89	2,711.95	1,838.53	1,192.52	7,088.70	55.17
Article 7331	158.72	180.31	26.63	87.10	30.62	30.75	205.96	4.64
Collector for Assessing	15.88	10.26	14	2.13	3.55		6.67	.41
Assessor for Assessing	3,572.69		3,715.29	3,505.30	2,354.24	1,295.22	9,144.30	
Discount	1,432.44		2,147.92	2,817.99	1,407.42	741.42	8,802.89	
Sundry Credits	39.88			35.22	2.81		115.85	
Article 7335	272.84	355.74		178.14			631.36	14.67
State Aid			15,994.60				69,043.84	
Balance due State			25.97		4.91		.70	
TO College Building Fund	5,032.06	1,325.18	5,338.03	6,824.88	4,037.73	1,921.58	21,330.13	185.01
General Revenue Fund	30,676.31	9,063.83	16,029.20	41,476.78	24,246.58	11,551.15	58,817.82	1,115.85
Available School Fund	35,806.59	10,478.06	37,406.03	48,259.73	28,345.56	13,537.34	149,597.50	1,306.51
Confederate Pension Fund	2,130.43	784.48	2,140.05	2,836.89	1,621.15	785.25	8,580.55	76.00
STATE POLL TAX:								
DR. Supplemental Assessments	5,358.00	3,010.00	8,737.50	3,033.00	3,517.00	1,197.00	6,100.50	657.00
Insolvent Collections								
Delinquent Collections		177.70	5.50		13.50	3.00	99.35	

Cr.	Commissions Paid:								
	Collector for Collecting.....	116.94	64.11	215.72	67.07	81.65	37.77	126.50	13.14
	Article 7331.....		8.89	.28		.68	.15	4.97	
	Collector for Assessing.....	178.60	100.35	291.25	101.10	117.25	39.90	203.35	21.90
	Poll Tax Fees.....	463.24	257.04	752.66	262.54	302.81	102.60	527.66	56.31
TO	General Revenue Fund.....	1,533.07	918.84	2,494.35	867.43	1,009.11	339.86	1,779.12	188.55
	Available School Fund.....	3,066.15	1,838.47	4,988.74	1,734.86	2,019.00	679.72	3,558.25	377.10
DEPOSITORY INTEREST:									
DR.	Depository Interest Collected.....								
TO	College Building Fund.....								
	General Revenue Fund.....								
	Available School Fund.....								
	Confederate Pension Fund.....								
	Total Debits.....	103,136.53	41,490.34	95,294.23	115,015.07	69,536.31	34,112.77	348,496.83	6,231.11
	Total Credits.....	24,891.92	17,081.48	26,897.83	13,014.50	8,257.18	5,297.87	104,833.46	2,982.09
	Total Net Collections.....	\$ 78,244.61	\$ 24,408.86	\$ 68,396.40	\$ 102,000.57	\$ 61,279.13	\$ 28,814.90	\$ 243,663.37	\$ 3,249.02
TO	College Building Fund.....	5,032.06	1,325.18	5,338.03	6,824.88	4,037.73	1,921.58	21,330.13	185.01
	General Revenue Fund.....	32,209.38	9,982.67	18,523.55	42,344.21	25,255.69	11,891.01	60,596.94	1,304.40
	Available School Fund.....	38,872.74	12,316.53	42,394.77	49,994.59	30,364.56	14,217.06	153,155.75	1,683.61
	Confederate Pension Fund.....	2,130.43	784.48	2,140.05	2,836.89	1,621.15	785.25	8,580.55	76.00

TABLE NO. 86—Continued

TAX ASSESSOR-COLLECTORS' ACCOUNTS FOR 1950

Showing the kinds of State Charges, credits allowed, Expense to the State for Assessing and collecting and proration of Net Amounts to The College Building Fund, General Revenue Fund, Available School Fund and Confederate Pension Fund.

	Freestone	Frio	Gaines	Galveston	Garza	Gillespie	Glasscock	Goliad
AD VALOREM:								
DR. Charged on 1950 Rolls	\$ 62,048.87	\$ 11,544.60	\$ 254,330.24	\$ 682,858.00	\$ 5,403.10	\$ 9,920.20	\$ 37,828.05	\$ 100,874.77
Supplemental Assessments	558.28	114.29	77.73	1,708.26	254.33		95.43	90.30
Insolvent Collections	149.43		152.67	411.22	11.59	.90	1.04	144.53
Delinquent Collections	2,824.58	403.59	1,172.69	18,319.40	196.10	15.21	88.35	960.32
Penalty and Interest	1,777.11	158.38	680.24	7,681.81	119.36	20.85	16.68	283.79
Sundry Debits	32.16		8.77	4,703.92			732.26	.92
Cr. Insolvent List	930.85	395.43	251.77	8,508.17	442.75	357.76	22.07	711.40
Errors in Assessments	339.72	649.19	404.93	11,383.09	721.57	17.49	820.53	106.71
Delinquent List	2,489.81	2,007.30	2,060.93	34,262.89	1,542.70	440.06	672.51	1,593.36
Commissions Paid:								
Collector for Collecting	1,833.74	181.69	5,531.27	13,536.49	65.02	182.84	1,323.58	2,544.15
Article 7331	227.03	26.89	86.66	1,271.47	15.25	1.02	5.15	59.19
Collector for Assessing	16.20	4.98	2.09	74.17	10.56		2.65	2.51
Assessor for Assessing	2,287.86		6,629.12	19,562.31			1,352.85	3,038.58
Discount	1,493.64		7,129.08	14,646.50			934.23	2,552.37
Sundry Credits		.56	82.98	491.06		15.73		
Article 7335	759.77		156.43	3,817.16				
State Aid				241,915.08				38,113.12
Balance due State		84.04			1,294.43		334.82	82.16
TO College Building Fund	3,768.43	595.45	16,188.76	41,535.65	117.86	620.45	2,311.42	6,325.24
General Revenue Fund	23,816.84	3,645.26	97,528.51	10,887.64	794.98	3,726.69	13,868.93	285.83
Available School Fund	27,655.94	4,372.45	113,809.20	296,233.48	912.30	4,346.54	16,188.04	44,387.24
Confederate Pension Fund	1,770.60	257.62	6,560.61	17,557.45	67.06	248.58	925.03	2,552.77
STATE POLL TAX:								
DR. Supplemental Assessments	3,786.00	2,137.00	2,121.00	37,901.50	823.50	2,479.50	462.00	2,038.50
Insolvent Collections								
Delinquent Collections			15.00			3.00		16.50

Cr.	Commissions Paid:								
	Collector for Collecting.....	83.96	42.74	42.96	759.18	16.47	49.65	11.72	44.72
	Article 7331.....			.75			.15		.82
	Collector for Assessing.....	126.20	71.25	70.70	1,263.80	27.45	82.95	15.40	67.95
	Poll Tax Fees.....	325.54	189.54	182.44	3,443.42	70.58	218.83	40.50	174.72
TO	General Revenue Fund.....	1,083.43	610.89	613.05	10,805.20	236.33	705.62	131.46	588.93
	Available School Fund.....	2,166.87	1,222.58	1,226.10	21,629.90	472.67	1,425.30	262.92	1,177.86
DEPOSITORY INTEREST:									
	DR. Depository Interest Collected.....				134.04				
TO	College Building Fund.....				9.31				
	General Revenue Fund.....				55.87				
	Available School Fund.....				65.14				
	Confederate Pension Fund.....				3.72				
	Total Debits.....	71,176.43	14,357.86	258,558.34	753,718.15	6,807.98	12,439.66	39,223.81	104,409.63
	Total Credits.....	10,914.32	3,653.61	22,632.11	354,934.79	4,206.78	1,366.48	5,536.01	49,091.76
	Total Net Collections.....	\$ 60,262.11	\$ 10,704.25	\$ 235,926.23	\$ 398,783.36	\$ 2,601.20	\$ 11,073.18	\$ 33,687.80	\$ 55,317.87
TO	College Building Fund.....	3,768.43	595.45	16,188.76	41,544.96	117.86	620.45	2,311.42	6,325.24
	General Revenue Fund.....	24,900.27	4,256.15	98,141.56	21,748.71	1,031.31	4,432.31	14,000.39	874.76
	Available School Fund.....	29,822.81	5,595.03	115,035.30	317,928.52	1,384.97	5,771.84	16,450.96	45,565.10
	Confederate Pension Fund.....	1,770.60	257.62	6,560.61	17,561.17	67.06	248.58	925.03	2,552.77

TABLE NO. 86—Continued

TAX ASSESSOR-COLLECTORS' ACCOUNTS FOR 1950

Showing the kinds of State Charges, credits allowed, Expense to the State for Assessing and collecting and proration of Net Amounts to The College Building Fund, General Revenue Fund, Available School Fund and Confederate Pension Fund.

	Gonzales	Gray	Grayson	Gregg	Grimes	Guadalupe	Hale	Hall
AD VALOREM:								
DR. Charged on 1950 Rolls.....	\$ 68,922.71	\$ 243,047.18	\$ 260,695.34	\$ 879,381.04	\$ 71,889.97	\$ 112,385.03	\$ 110,110.85	\$ 53,622.08
Supplemental Assessments.....	188.60	661.12	916.86	219.24	121.65	226.23	8.46	84.96
Insolvent Collections.....	39.89	656.90	1,562.69	99.31	67.46	129.13	183.63	54.65
Delinquent Collections.....	1,153.46	1,997.01	5,285.83	11,829.36	1,675.67	2,443.46	1,829.76	662.99
Penalty and Interest.....	608.36	659.10	2,197.46	2,886.00	740.97	628.45	931.97	450.22
Sundry Debits.....	.22		16.25	41.90	.98	1.79		
Cr. Insolvent List.....	1,048.34	634.31	3,187.20	3,327.60	650.95	3,352.04	1,315.37	1,322.92
Errors in Assessments.....	393.25	1,122.32	3,194.57	3,474.04	32.82	1,514.70	538.00	70.27
Delinquent List.....	1,096.76	3,756.76	9,265.34	14,537.56	1,716.15	4,072.83	2,231.12	1,448.53
Commissions Paid.								
Collector for Collecting.....	1,915.33	5,295.96	5,596.94	17,576.76	2,009.94	2,678.53	2,723.69	1,606.73
Article 7331.....	83.01	124.63	355.99	717.24	116.54	149.34	129.11	52.35
Collector for Assessing.....	6.56	23.50	31.34	9.12	4.13	6.48	.83	2.50
Assessor for Assessing.....	2,573.70	6,622.39	9,290.87	20,783.82	2,597.59	3,933.21	3,916.46	1,993.09
Discount.....	1,612.41	6,669.93	4,838.02	24,248.61	1,391.02	2,602.70	2,466.76	1,197.47
Sundry Credits.....		.07	124.25	3.37	.07	23.36		521.79
Article 7335.....				1,898.69		392.54		
State Aid.....					20,403.06			
Balance due State.....	34.96			8.98			.52	
TO College Building Fund.....	4,248.14	15,418.26	16,109.06	55,932.87	4,357.37	6,703.26	6,827.20	3,209.01
General Revenue Fund.....	25,871.63	92,734.55	97,545.05	336,450.70	8,235.29	40,358.81	41,594.43	19,435.85
Available School Fund.....	30,249.64	108,382.12	114,431.95	392,900.97	31,124.13	47,296.56	48,462.89	22,689.42
Confederate Pension Fund.....	1,779.51	6,236.51	6,703.85	22,586.52	1,849.16	2,729.73	2,858.29	1,324.91
STATE POLL TAX:								
DR. Supplemental Assessments.....	5,146.00	7,489.50	15,289.50	20,123.50	2,478.00	6,652.50	5,491.00	2,124.00
Insolvent Collections.....								18.00
Delinquent Collections.....		27.00	189.74			9.00		49.45

Cr. Commissions Paid:									
	Collector for Collecting.....	122.66	151.11	316.17	402.72	53.72	140.14	116.39	53.68
	Article 7331.....		1.35	9.49			.45		2.47
	Collector for Assessing.....	172.10	249.85	510.25	670.90	82.60	221.75	183.20	70.80
	Poll Tax Fees.....	444.93	735.69	1,407.86	2,089.65	212.40	576.77	529.67	182.06
TO	General Revenue Fund.....	1,459.93	2,123.04	4,402.47	5,651.59	709.76	1,907.46	1,551.31	627.48
	Available School Fund.....	2,946.38	4,255.46	8,833.00	11,308.64	1,419.52	3,814.93	3,110.43	1,254.96
DEPOSITORY INTEREST:									
DR. Depository Interest Collected.....									
TO College Building Fund.....									
General Revenue Fund.....									
Available School Fund.....									
Confederate Pension Fund.....									
	Total Debits.....	76,059.24	254,537.81	286,153.67	914,580.35	76,974.70	122,475.59	118,555.67	57,066.35
	Total Credits.....	9,504.01	25,387.87	38,128.29	89,749.06	29,279.47	19,664.84	14,151.12	8,524.72
	Total Net Collections.....	\$ 66,555.23	\$ 229,149.94	\$ 248,025.38	\$ 824,831.29	\$ 47,695.23	\$ 102,810.75	\$ 104,404.55	\$ 48,541.63
TO	College Building Fund.....	4,248.14	15,418.26	16,109.06	55,932.87	4,357.37	6,703.26	6,827.20	3,209.01
	General Revenue Fund.....	27,331.56	94,857.59	101,947.52	342,102.29	8,945.05	42,266.27	43,145.74	20,063.33
	Available School Fund.....	33,196.02	112,637.58	123,264.95	404,209.61	32,543.65	51,111.49	51,573.32	23,944.38
	Confederate Pension Fund.....	1,779.51	6,236.51	6,703.85	22,586.52	1,849.16	2,729.73	2,858.29	1,324.91

TABLE NO. 86—Continued

TAX ASSESSOR-COLLECTORS' ACCOUNTS FOR 1950

Showing the kinds of State Charges, credits allowed, Expense to the State for Assessing and collecting and proration of Net Amounts to The College Building Fund, General Revenue Fund, Available School Fund and Confederate Pension Fund.

	Hamilton	Hansford	Hardeman	Hardin	Harris	Harrison	Hartley	Haskell
AD VALOREM:								
DR. Charged on 1950 Rolls.....	\$ 14,286.61	\$ 67,674.45	\$ 53,036.54	\$ 185,979.22	\$4,407,177.14	\$ 170,400.08	\$ 41,479.31	\$ 70,178.94
Supplemental Assessments.....	125.47	.50	171.17	1,044.67	4,205.34	325.42	11.03	160.92
Insolvent Collections.....	7.20	85.66	.18	26.48	37,830.33	591.32		72.24
Delinquent Collections.....	379.48	179.03	852.64	2,122.26	79,200.80	4,016.51	315.59	660.26
Penalty and Interest.....	168.83	140.42	555.38	935.37	28,952.48	2,492.57	185.03	302.17
Sundry Debits.....	18.57		8.58	31.31	417,651.39	.02	.12	.01
CR. Insolvent List.....	572.55	140.70	928.53	940.45		10,631.75	127.77	817.82
Errors in Assessments.....	873.03	98.90	77.70	411.00	134,084.64	744.25	20.70	1,200.37
Delinquent List.....	1,809.61	701.13	1,760.49	8,110.39	174,140.73	7,424.52	303.16	736.71
Commissions Paid:								
Collector for Collecting.....	234.59	1,901.97	1,607.15	4,123.02	80,215.00	3,723.07	1,408.09	1,924.53
Article 7331.....	25.20	12.76	69.66	150.07	4,959.74	310.59	23.96	45.07
Collector for Assessing.....	5.08	.11	5.35	28.89	113.28	11.29	.31	4.47
Assessor for Assessing.....		2,106.19	1,970.35	5,158.06	87,736.34	5,882.94	1,437.19	2,492.60
Discount.....	1.62	1,782.80	1,166.88	4,503.72	79,677.22	2,707.49	996.77	1,622.06
Sundry Credits.....	132.28		243.07		51,184.64	.76	.65	
Article 7335.....						552.46		
State Aid.....					198,232.92			
Balance due State.....	.16		.83		567,272.12			
TO College Building Fund.....	777.79	4,250.53	3,190.02	11,483.90	254,828.96	9,907.01	2,599.43	4,312.49
General Revenue Fund.....	4,705.38	25,560.79	19,531.43	69,405.72	1,434,886.68	60,632.88	15,677.60	26,027.91
Available School Fund.....	5,524.63	29,812.49	22,712.79	81,089.56	1,803,326.41	71,039.42	18,332.62	30,430.82
Confederate Pension Fund.....	324.24	1,711.69	1,360.24	4,734.53	104,358.80	4,257.49	1,062.83	1,759.69
STATE POLL TAX:								
DR. Supplemental Assessments.....	1,534.50	1,674.00	1,899.00	4,332.00	194,901.00	6,798.50	939.00	3,755.00
Insolvent Collections.....								16.50
Delinquent Collections.....			10.50	3.00		412.50	3.00	21.00

Cr.	Commissions Paid:								
	Collector for Collecting.....	30.69	38.64	44.86	86.85	3,898.28	147.51	21.60	91.27
	Article 7331.....			.53	.15		20.63	.15	1.05
	Collector for Assessing.....	51.15	55.80	63.30	144.40	6,502.55	227.45	31.30	125.30
	Poll Tax Fees.....	131.53	171.00	163.54	435.45	22,925.55	750.64	81.25	324.69
TO	General Revenue Fund.....	440.37	469.52	545.75	1,222.71	53,766.94	2,008.59	269.23	1,081.32
	Available School Fund.....	880.76	939.04	1,091.52	2,445.44	107,807.68	4,056.18	538.47	2,168.87
DEPOSITORY INTEREST:									
DR.	Depository Interest Collected.....								
TO	College Building Fund.....								
	General Revenue Fund.....								
	Available School Fund.....								
	Confederate Pension Fund.....								
	Total Debits.....	16,520.66	69,754.06	56,533.99	194,474.31	5,169,918.48	185,036.92	42,933.08	75,167.04
	Total Credits.....	3,867.49	7,010.00	8,102.24	24,092.45	1,410,943.01	33,135.35	4,452.90	9,385.94
	Total Net Collections.....	\$ 12,653.17	\$ 62,744.06	\$ 48,431.75	\$ 170,381.86	\$3,758,975.47	\$ 151,901.57	\$ 38,480.18	\$ 65,781.10
TO	College Building Fund.....	777.79	4,250.53	3,190.02	11,483.90	254,828.96	9,907.01	2,599.43	4,312.49
	General Revenue Fund.....	5,145.75	26,030.31	20,077.18	70,628.43	1,488,653.62	62,641.47	15,946.83	27,109.23
	Available School Fund.....	6,405.39	30,751.53	23,804.31	83,535.00	1,911,134.09	75,095.60	18,871.09	32,599.69
	Confederate Pension Fund.....	324.24	1,711.69	1,360.24	4,734.53	104,358.80	4,257.49	1,062.83	1,759.69

TABLE NO. 86—Continued

TAX ASSESSOR-COLLECTORS' ACCOUNTS FOR 1950

Showing the kinds of State Charges, credits allowed, Expense to the State for Assessing and collecting and proration of Net Amounts to The College Building Fund, General Revenue Fund, Available School Fund and Confederate Pension Fund.

	Hays	Hemphill	Henderson	Hidalgo	Hill	Hockley	Hood	Hopkins
AD VALOREM:								
DR. Charged on 1950 Rolls.....	\$ 52,091.98	\$ 48,420.48	\$ 143,443.80	\$ 485,170.23	\$ 120,396.77	\$ 28,119.73	\$ 8,602.39	\$ 15,279.76
Supplemental Assessments.....	94.38		346.65	2,433.50	533.14	43.01	505.95	80.20
Insolvent Collections.....	86.76	56.12	192.70	665.94	1,230.35	44.51		
Delinquent Collections.....	1,217.67	403.89	2,176.89	26,428.04	1,730.05	283.48	50.09	859.84
Penalty and Interest.....	631.13	137.91	1,192.81	6,040.08	791.87	215.25	31.79	418.21
Sundry Debits.....	33.70		56.97	74.29		1.24		
Cr. Insolvent List.....	1,116.34	394.26	958.53	45,590.24	8,732.55	1,880.52		2,771.91
Errors in Assessments.....	2,548.64	4.18	617.78	23,984.29	1,008.21	591.95	280.70	507.15
Delinquent List.....	3,638.61	941.24	3,061.25	30,766.91	2,655.26	2,792.57	1,040.93	1,994.39
Commissions Paid:								
Collector for Collecting.....	1,513.19	1,521.80	3,378.35	8,826.05	2,784.33	468.61	271.19	227.20
Article 7331.....	88.73	25.41	164.14	1,570.34	109.23	18.43	3.34	60.36
Collector for Assessing.....	1.35		15.08	63.34	16.54	1.15	14.84	3.35
Assessor for Assessing.....	2,024.34	1,689.27	4,337.83	15,420.93	4,534.18			
Discount.....	728.24	1,211.25	3,727.40	9,138.15	2,703.80	11.60		2.09
Sundry Credits.....	12.02	171.21	37.10		185.50		24.30	
Article 7335.....			543.42	4,986.83				153.05
State Aid.....			54,029.71	155,681.65				
Balance due State.....		.73	26.22		3.66		987.00	2.55
TO College Building Fund.....	2,886.48	2,985.57	8,958.34	26,475.67	7,056.07	1,582.96	454.77	721.32
General Revenue Fund.....	17,706.01	17,941.91	389.27	1,146.86	42,350.47	9,535.24	2,734.72	4,510.40
Available School Fund.....	20,646.44	20,928.84	63,431.57	186,421.42	49,676.26	11,178.70	3,194.81	5,350.92
Confederate Pension Fund.....	1,245.23	1,202.73	3,733.23	10,739.40	2,866.12	645.49	183.43	333.32
STATE POLL TAX:								
DR. Supplemental Assessments.....	4,476.00	1,563.00	3,767.00	24,898.50	6,025.50	3,326.50	1,095.00	2,789.00
Insolvent Collections.....								
Delinquent Collections.....				14.98	5.25		12.00	7.50

Cr. Commissions Paid:									
	Collector for Collecting.....	98.61	38.80	76.88	498.27	127.89	66.53	55.08	55.93
	Article 7331.....				.75	.26		.60	.38
	Collector for Assessing.....	149.30	52.10	125.65	831.20	201.45	111.00	36.50	93.00
	Poll Tax Fees.....	396.13	135.00	323.21	2,383.14	522.25	336.75	93.86	239.19
TO General Revenue Fund.....									
	Available School Fund.....	1,275.76	445.70	1,079.12	7,047.21	1,716.93	937.40	306.98	802.14
		2,556.20	891.40	2,162.14	14,152.91	3,461.97	1,874.82	613.98	1,605.86
DEPOSITORY INTEREST:									
DR. Depository Interest Collected.....									
						54.61			
TO College Building Fund.....									
	General Revenue Fund.....					3.82			
	Available School Fund.....					22.76			
	Confederate Pension Fund.....					26.54			
						1.49			
	Total Debits.....	58,631.62	50,581.40	151,176.82	545,725.56	130,767.54	32,033.72	10,297.72	19,434.51
	Total Credits.....	12,315.50	6,185.25	71,423.15	299,742.09	23,585.11	6,279.11	2,809.03	6,110.55
	Total Net Collections.....	\$ 46,316.12	\$ 44,396.15	\$ 79,753.67	\$ 245,983.47	\$ 107,182.43	\$ 25,754.6	\$ 7,488.69	\$ 13,323.96
TO College Building Fund.....									
	General Revenue Fund.....	2,886.48	2,985.57	8,958.34	26,475.67	7,059.89	1,582.96	454.77	721.32
	Available School Fund.....	18,981.77	18,387.61	1,468.39	8,194.07	44,090.16	10,472.64	3,041.70	5,312.54
	Confederate Pension Fund.....	23,202.64	21,820.24	65,593.71	200,574.33	53,164.77	13,053.52	3,808.79	6,956.78
		1,245.23	1,202.73	3,733.23	10,739.40	2,867.61	645.49	183.43	333.32

TABLE NO. 86—Continued
 TAX ASSESSOR-COLLECTORS' ACCOUNTS FOR 1950

Showing the kinds of State Charges, credits allowed, Expense to the State for Assessing and collecting and proration of Net Amounts to The College Building Fund, General Revenue Fund, Available School Fund and Confederate Pension Fund.

	Houston	Howard	Hudspeth	Hunt	Hutchinson	Irion	Jack	Jackson
AD VALOREM:								
DR. Charged on 1950 Rolls.....	\$ 69,036.88	\$ 160,117.49	\$ 52,214.46	\$ 122,872.25	\$ 251,534.10	\$ 28,456.81	\$ 17,496.91	\$ 298,168.05
Supplemental Assessments.....	439.22	700.57	73.07	727.81	387.70	8.71	176.57	820.39
Insolvent Collections.....	169.78	48.36	205.20	246.88	167.29		5.73	104.44
Delinquent Collections.....	2,340.03	1,959.16	631.66	2,427.98	1,621.30	69.09	267.68	634.93
Penalty and Interest.....	659.73	591.11	240.69	844.60	702.25	63.66	157.58	342.13
Sundry Debits.....	8.01	177.79	56.17	40.95	.02		1.82	.83
Cr. Insolvent List.....	1,054.04	2,108.56	95.23	4,596.35	1,003.43	47.24	589.34	421.09
Errors in Assessments.....	164.46	2,707.58	46.00	3,728.88	526.53	3.89	457.56	627.19
Delinquent List.....	10,220.48	5,571.83	932.15	4,760.85	2,005.19	106.84	4,110.23	1,844.42
Commissions Paid:								
Collector for Collecting.....	1,784.58	3,574.50	1,621.87	2,816.64	5,481.32	1,149.43	258.98	6,371.18
Article 7331.....	146.11	125.55	38.69	158.09	111.35	6.14	17.97	45.53
Collector for Assessing.....	13.36	24.57	1.70	21.36	7.99	.24	5.87	9.36
Assessor for Assessing.....	2,542.30	4,692.28	1,668.46	4,651.76	6,726.31	1,024.83		7,871.03
Discount.....	1,347.00	4,082.02	1,160.84	2,747.04	6,797.79	762.56		8,480.17
Sundry Credits.....	4.40		40.43	100.28			19.98	83.72
Article 7335.....	143.60			227.32				
State Aid.....								57,391.41
Balance Due State.....		200.22	71.54			.48		
TO College Building Fund.....	3,773.65	9,714.07	3,317.69	7,113.75	16,021.17	1,764.72	868.16	19,005.17
General Revenue Fund.....	23,005.40	58,396.17	19,820.29	42,967.58	96,561.43	10,627.90	5,249.34	56,983.33
Available School Fund.....	26,870.33	68,443.03	23,268.68	50,339.48	112,666.26	12,390.51	6,168.70	133,289.68
Confederate Pension Fund.....	1,583.94	3,954.10	1,337.68	2,931.09	6,503.89	713.49	360.16	7,647.49
STATE POLL TAX:								
DR. Supplemental Assessments.....	4,399.50	12,081.00	987.00	6,691.00	11,408.00	643.50	1,281.00	3,450.00
Insolvent Collections.....				3.00				
Delinquent Collections.....	39.00			78.00		36.00	9.00	34.07

Cr. Commissions Paid:									
Collector for Collecting.....	101.54	245.60	20.40	145.11	228.43	17.69	25.80	72.46	
Article 7331.....	1.95			3.90		1.80	.45	1.70	
Collector for Assessing.....	146.65	403.20	32.90	223.25	380.45	21.45	42.70	115.00	
Poll Tax Fees.....	379.17	1,212.57	86.14	600.58	1,080.24	55.41	110.83	347.85	
TO General Revenue Fund.....	1,269.73	3,398.74	282.52	1,929.67	3,236.77	194.38	370.07	982.35	
Available School Fund.....	2,539.46	6,820.89	565.04	3,869.49	6,482.11	388.77	740.15	1,964.71	
DEPOSITORY INTEREST:									
DR. Depository Interest Collected.....									
TO College Building Fund.....									
General Revenue Fund.....									
Available School Fund.....									
Confederate Pension Fund.....									
Total Debits.....	77,092.15	175,675.48	54,408.25	133,932.47	265,820.66	29,277.77	19,396.29	303,554.84	
Total Credits.....	18,049.64	24,948.48	5,816.35	24,781.41	24,349.03	3,198.00	5,639.71	83,682.11	
Total Net Collections.....	\$ 59,042.51	\$ 150,727.00	\$ 48,591.90	\$ 109,151.06	\$ 241,471.63	\$ 26,079.77	\$ 13,756.58	\$ 219,872.73	
TO College Building Fund.....	3,773.65	9,714.07	3,317.69	7,113.75	16,021.17	1,764.72	868.16	19,005.17	
General Revenue Fund.....	24,275.13	61,794.91	20,102.81	44,897.25	99,798.20	10,822.28	5,619.41	57,965.68	
Available School Fund.....	29,409.79	75,263.92	23,833.72	54,208.97	119,148.37	12,779.28	6,908.85	135,254.39	
Confederate Pension Fund.....	1,583.94	3,954.10	1,337.68	2,931.09	6,503.89	713.49	360.16	7,647.49	

Cr. Commissions Paid:									
Collector for Collecting.....	55.14	22.83	1,055.22	25.03	189.15	116.33	104.27	109.87	
Article 7331.....				5.70					
Collector for Assessing.....	92.00	28.55	1,759.35	37.10	314.85	188.90	163.05	172.90	
Poll Tax Fees.....	238.50	74.34	4,696.89	95.91	897.79	600.32	426.86	453.02	
TO General Revenue Fund.....	788.89	243.16	15,055.55	354.42	2,679.10	1,580.98	1,396.54	1,482.46	
Available School Fund.....	1,582.47	487.12	30,173.49	708.84	5,362.11	3,161.97	2,797.78	2,967.25	
DEPOSITORY INTEREST:									
DR. Depository Interest Collected.....									
TO College Building Fund.....									
General Revenue Fund.....									
Available School Fund.....									
Confederate Pension Fund.....									
Total Debits.....	18,298.48	25,904.25	1,443,957.40	73,139.83	370,549.67	113,651.82	144,778.01	124,867.29	
Total Credits.....	6,041.28	2,906.01	429,868.72	35,774.83	172,658.88	16,517.90	16,531.51	58,947.96	
Total Net Collections.....	\$ 12,257.20	\$ 22,998.24	\$1,014,088.68	\$ 37,365.00	\$ 197,890.79	\$ 97,133.92	\$ 128,246.50	\$ 65,919.33	
TO College Building Fund.....	633.37	1,547.23	85,845.51	4,241.60	22,462.11	6,307.84	8,543.56	7,287.43	
General Revenue Fund.....	4,922.12	9,513.78	260,795.37	616.27	3,406.23	40,019.19	53,049.01	1,575.17	
Available School Fund.....	6,378.04	11,318.30	632,886.16	30,747.37	162,987.15	48,137.84	63,136.69	54,122.63	
Confederate Pension Fund.....	323.67	618.93	34,561.64	1,759.76	9,035.30	2,669.05	3,517.24	2,934.10	

TABLE NO. 86—Continued
TAX ASSESSOR-COLLECTORS' ACCOUNTS FOR 1950

Showing the kinds of State Charges, credits allowed, Expense to the State for Assessing and collecting and proration of Net Amounts to The College Building Fund, General Revenue Fund, Available School Fund and Confederate Pension Fund.

	Kaufman	Kendall	Kenedy	Kent	Kerr	Kimble	King	Kinney
AD VALOREM:								
DR. Charged on 1950 Rolls	\$ 92,263.24	\$ 26,931.43	\$ 28,322.92	\$ 7,705.11	\$ 50,538.68	\$ 39,195.28	\$ 31,743.03	\$ 39,194.14
Supplemental Assessments	178.35	4.75		40.11	135.45	42.55	439.40	2.09
Insolvent Collections	51.33	7.20		2.34	100.17	65.51	1.30	
Delinquent Collections	2,202.66	300.76	72.63	12.59	917.15	801.66	36.17	142.40
Penalty and Interest	1,343.19	92.08	9.67	20.96	392.41	252.00	25.83	78.13
Sundry Debits	2,194.62	.02		6.01	11.18	1.36	1.46	
Cr. Insolvent List	1,879.19	174.69	59.11	313.99	418.15	168.68	81.87	424.42
Errors in Assessments	2,551.72	16.56		26.72	1,298.09	216.43	580.14	53.65
Delinquent List	2,539.85	511.41	24.49	601.98	1,650.54	563.60	49.43	581.75
Commissions Paid:								
Collector for Collecting	2,369.42	1,104.95	1,148.00	136.89	1,542.29	1,361.32	1,211.22	1,346.40
Article 7331	156.57	17.51	4.09	.91	62.21	51.08	3.07	9.24
Collector for Assessing	6.02	.13		1.38	5.54	1.46	12.53	.06
Assessor for Assessing	3,466.20	1,323.50	983.62		2,080.03	1,444.09	1,111.26	1,363.07
Discount	2,112.57	585.62	841.23		1,107.51	942.37	894.53	950.18
Sundry Credits	11.73				81.32			
Article 7335								
State Aid								
Balance due State	23.28							
TO College Building Fund	5,654.22	1,637.20	1,760.40	464.39	3,015.02	2,442.31	1,962.38	2,404.61
General Revenue Fund	34,530.17	9,816.06	10,557.30	2,797.34	18,242.77	14,843.24	11,796.82	14,454.42
Available School Fund	40,520.40	11,491.81	12,322.82	3,256.94	21,339.94	17,321.13	13,754.53	16,862.66
Confederate Pension Fund	2,412.05	656.80	704.16	186.58	1,251.63	1,002.65	789.41	966.30
STATE POLL TAX:								
DR. Supplemental Assessments	5,100.50	1,830.50	177.00	379.50	4,028.00	1,962.00	351.00	774.00
Insolvent Collections				3.00				16.75
Delinquent Collections		3.00			40.50			

Cr. Commissions Paid:									
Collector for Collecting	114.91	52.68	3.78	7.65	91.49	47.27	7.97	17.55	
Article 7331		.15			2.03			.84	
Collector for Assessing	170.05	61.15	5.90	12.65	136.15	65.40	11.70	25.80	
Poll Tax Fees	521.55	157.94	15.18	32.79	357.15	168.17	30.09	77.40	
TO General Revenue Fund	1,430.81	519.49	50.71	109.80	1,131.18	560.39	100.41	223.05	
Available School Fund	2,863.18	1,042.09	101.43	219.61	2,350.50	1,120.77	200.83	446.11	
DEPOSITORY INTEREST:									
DR. Depository Interest Collected									
		6.50							
TO College Building Fund									
General Revenue Fund		.41							
Available School Fund		2.73							
Confederate Pension Fund		3.19							
		.17							
Total Debits	103,333.89	29,176.24	28,582.22	8,169.62	56,163.54	42,320.36	32,598.19	40,207.51	
Total Credits	15,923.06	4,006.29	3,085.40	1,134.96	8,832.50	5,029.87	3,993.81	4,850.36	
Total Net Collections	\$ 87,410.83	\$ 25,169.95	\$ 25,496.82	\$ 7,034.66	\$ 47,331.04	\$ 37,290.49	\$ 28,604.38	\$ 35,357.15	
TO College Building Fund									
General Revenue Fund	5,654.22	1,637.61	1,760.40	464.39	3,015.02	2,442.31	1,962.38	2,404.61	
Available School Fund	35,960.98	10,338.28	10,608.01	2,907.14	19,373.95	15,403.63	11,897.23	14,677.47	
Confederate Pension Fund	43,383.58	12,537.09	12,424.25	3,476.55	23,690.44	18,441.90	13,955.36	17,308.77	
	2,412.05	656.97	704.16	186.58	1,251.63	1,002.65	789.41	966.30	

TABLE NO. 86—Continued
TAX ASSESSOR-COLLECTORS' ACCOUNTS FOR 1950

Showing the kinds of State Charges, credits allowed, Expense to the State for Assessing and collecting and proration of Net Amounts to The College Building Fund, General Revenue Fund, Available School Fund and Confederate Pension Fund.

	Kleberg	Knox	Lamar	Lamb	Lampasas	La Salle	Lavaca	Lee
AD VALOREM:								
DR. Charged on 1950 Rolls.....	\$ 152,646.72	\$ 53,393.60	\$ 33,801.59	\$ 70,217.11	\$ 10,688.01	\$ 38,230.85	\$ 87,508.54	\$ 35,117.94
Supplemental Assessments.....	89.67	28.22	419.38	126.60	350.86	58.60	34.33	38.58
Insolvent Collections.....	136.65	61.43	3.24	137.06			398.20	5.64
Delinquent Collections.....	1,662.88	633.66	3,810.57	2,410.23	94.27	1,615.32	2,667.63	731.24
Penalty and Interest.....	495.18	491.73	2,446.95	696.17	88.01	1,018.14	1,606.74	328.69
Sundry Debits.....	24.93	29.97	91.68	218.51				12.02
Cr. Insolvent List.....	315.07	1,022.71	2,765.61	2,766.77	509.18	248.58	1,005.39	283.50
Errors in Assessments.....	369.16	116.23	3,318.97	656.38	346.49	127.83	348.12	86.04
Delinquent List.....	2,553.76	1,247.98	10,195.37	2,357.38	1,152.90	1,134.53	1,660.84	1,029.02
Commissions Paid:								
Collector for Collecting.....	3,549.50	1,611.37	485.67	1,919.36	179.41	1,370.57	2,293.58	1,271.03
Article 7331.....	102.98	54.61	306.06	151.48	8.01	130.84	207.84	52.03
Collector for Assessing.....	10.27	1.15	10.15	4.29	12.62	1.93	1.08	1.65
Assessor for Assessing.....	4,468.69	2,020.57		2,749.65		1,402.33	3,413.14	1,675.84
Discount.....	4,237.71	1,114.42		1,284.53		773.45	2,156.16	794.58
Sundry Credits.....	6.54					376.00		2.15
Article 7335.....			650.14	188.02			747.12	
State Aid.....	57,874.88						16,484.30	
Balance due State.....		2.65	.06	23.87	230.91			
TO College Building Fund.....	9,610.65	3,234.77	1,325.57	4,189.24	602.78	2,343.46	5,417.50	2,116.25
General Revenue Fund.....	468.78	19,786.60	9,657.40	25,711.36	3,647.61	14,776.34	17,023.69	12,930.94
Available School Fund.....	67,608.64	23,045.15	10,941.19	29,993.45	4,279.77	17,145.74	39,052.18	15,091.55
Confederate Pension Fund.....	3,879.40	1,380.40	917.22	1,809.90	251.47	1,091.31	2,404.50	899.53
STATE POLL TAX:								
DR. Supplemental Assessments.....	5,660.00	3,098.50	3,884.50	4,220.00	1,141.50	1,884.00	9,733.50	2,866.50
Insolvent Collections.....		3.00						
Delinquent Collections.....		23.00	13.50	98.37	6.00			

Cr. Commissions Paid:									
	Collector for Collecting	114.51	73.87	78.16	97.73	22.95	39.82	241.99	67.12
	Article 7331		1.15	.68	4.92	.30			
	Collector for Assessing	188.85	103.30	129.90	140.80	38.05	62.80	324.45	95.60
	Poll Tax Fees	550.14	267.06	355.14	364.54	97.97	164.57	837.13	247.05
TO	General Revenue Fund	1,599.31	892.78	1,104.88	1,234.71	329.41	538.93	2,776.64	818.13
	Available School Fund	3,207.19	1,786.34	2,229.24	2,475.67	658.82	1,077.88	5,553.29	1,638.60
DEPOSITORY INTEREST:									
DR. Depository Interest Collected									
TO College Building Fund									
General Revenue Fund									
Available School Fund									
Confederate Pension Fund									
	Total Debits	160,716.03	57,763.11	44,471.41	78,124.05	12,368.65	42,806.91	101,948.94	39,100.61
	Total Credits	74,342.06	7,637.07	18,295.91	12,709.72	2,598.79	5,833.25	29,721.14	5,605.61
	Total Net Collections	\$ 86,373.97	\$ 50,126.04	\$ 26,175.50	\$ 65,414.33	\$ 9,769.86	\$ 36,973.66	\$ 72,227.80	\$ 33,495.00
TO	College Building Fund	9,610.65	3,234.77	1,325.57	4,189.24	602.78	2,343.46	5,417.50	2,116.25
	General Revenue Fund	2,068.09	20,679.38	10,762.28	26,946.07	3,977.02	15,315.27	19,800.33	13,749.07
	Available School Fund	70,815.83	24,831.49	13,170.43	32,469.12	4,938.59	18,223.62	44,605.47	16,730.15
	Confederate Pension Fund	3,879.40	1,380.40	917.22	1,809.90	251.47	1,091.31	2,404.50	899.53

Cr. Commissions Paid:									
Collector for Collecting.....	53.36	154.14	94.97	42.49	58.16	46.09	4.50	351.85	
Article 7331.....					.53			.08	
Collector for Assessing.....	76.30	255.95	158.55	57.40	88.95	60.35	3.00	581.05	
Poll Tax Fees.....	197.87	667.16	411.77	149.92	233.61	156.00	7.71	1,564.03	
TO General Revenue Fund.....	653.82	2,200.41	1,356.91	490.73	765.91	515.17	24.92	4,967.72	
Available School Fund.....	1,307.65	4,400.84	2,726.30	981.46	1,531.84	1,031.89	49.87	9,957.27	
DEPOSITORY INTEREST:									
DR. Depository Interest Collected.....									
TO College Building Fund.....									
General Revenue Fund.....									
Available School Fund.....									
Confederate Pension Fund.....									
Total Debits.....	55,042.90	239,039.06	30,657.00	44,517.30	67,807.45	45,937.37	16,088.77	496,103.38	
Total Credits.....	9,442.21	28,928.76	6,960.98	21,250.63	10,096.62	6,013.67	2,436.76	98,047.07	
Total Net Collections.....	\$ 45,600.69	\$ 210,110.30	\$ 23,696.02	\$ 23,266.67	\$ 57,710.83	\$ 39,923.70	\$ 13,652.01	\$ 398,056.31	
TO College Building Fund.....	3,006.74	14,111.13	1,361.15	2,590.96	3,787.99	2,655.37	925.95	26,144.80	
General Revenue Fund.....	18,810.12	86,349.03	9,523.73	510.89	23,557.57	16,487.29	5,691.58	163,100.11	
Available School Fund.....	22,551.60	103,868.43	12,266.02	19,126.18	28,772.95	19,704.35	6,641.72	197,806.88	
Confederate Pension Fund.....	1,232.23	5,781.71	545.12	1,038.64	1,592.32	1,076.69	392.76	11,004.52	

TABLE NO. 86—Continued

TAX ASSESSOR-COLLECTORS' ACCOUNTS FOR 1950

Showing the kinds of State Charges, credits allowed, Expense to the State for Assessing and collecting and proration of Net Amounts to The College Building Fund, General Revenue Fund, Available School Fund and Confederate Pension Fund.

	Lynn	Madison	Marion	Martin	Mason	Matagorda	Maverick	McCulloch
AD VALOREM:								
DR. Charged on 1950 Rolls	\$ 43,121.65	\$ 6,847.57	\$ 38,570.69	\$ 28,672.90	\$ 39,254.46	\$ 237,287.44	\$ 92,338.05	\$ 58,577.61
Supplemental Assessments	137.24	56.34	166.40	197.77	199.99	387.18	1,019.88	44.31
Insolvent Collections	171.62		15.76	10.34		169.30	18.72	25.13
Delinquent Collections	1,396.85	93.78	1,120.25	272.95	94.39	1,366.41	2,948.14	359.85
Penalty and Interest	798.93	73.27	623.93	131.69	39.94	633.96	781.99	157.58
Sundry Debits	17.43	4.52	1.13	6.17	4.49	.42	332.17	10.71
Cr. Insolvent List	857.64	174.31	410.23	175.24	84.06	2,274.06	683.04	633.66
Errors in Assessments	533.64	40.25	169.59	119.49	162.26	556.40	617.60	135.22
Delinquent List	681.26	925.38	2,474.42	173.01	128.57	4,974.01	5,654.11	955.01
Commissions Paid:								
Collector for Collecting	1,439.25	125.50	1,324.52	1,156.71	1,350.13	5,117.00	2,357.76	1,708.39
Article 7331	106.82	6.73	86.24	18.15	5.68	95.71	147.73	23.04
Collector for Assessing	3.03	1.95	5.32	5.74	6.83	7.32	27.87	2.25
Assessor for Assessing	1,678.22		1,476.66	1,069.24	1,573.22	6,412.35	2,956.71	2,242.48
Discount	848.20		920.77	619.98	943.34	6,060.82	1,941.94	1,225.78
Sundry Credits	143.60	81.72		.43		63.32	231.08	153.05
Article 7335	273.03		9.84					
State Aid						91,816.22		
Balance due State	24.94		1.01	.31				
TO College Building Fund	2,628.40	395.43	2,267.55	1,789.41	2,454.16	14,420.72	5,651.08	3,613.41
General Revenue Fund	16,261.05	2,381.01	13,985.00	10,807.99	14,716.06	815.90	34,099.90	21,699.48
Available School Fund	19,002.38	2,782.46	16,366.54	12,621.82	17,185.97	101,378.64	40,145.51	25,330.64
Confederate Pension Fund	1,162.26	160.74	1,000.47	734.30	982.57	5,852.24	2,324.62	1,452.78
STATE POLL TAX:								
DR. Supplemental Assessments	2,988.00	1,045.50	1,586.50	1,999.50	1,905.00	5,174.50	1,566.00	3,426.00
Insolvent Collections				15.00				
Delinquent Collections			87.75	10.50	6.00	28.85		7.50

Cr. Commissions Paid:									
Collector for Collecting.....	74.14	22.37	39.39	47.75	53.59	106.66	32.41	84.57	
Article 7331.....			4.39	.53	.30	1.44		.38	
Collector for Assessing.....	99.60	34.85	52.95	66.65	63.50	172.55	52.20	114.20	
Poll Tax Fees.....	259.33	89.62	136.50	171.39	164.05	445.20	157.80	297.51	
TO General Revenue Fund.....	851.64	299.55	479.30	579.56	543.19	1,491.46	441.19	978.95	
Available School Fund.....	1,703.29	599.11	961.72	1,159.12	1,086.37	2,986.04	882.40	1,957.89	
DEPOSITORY INTEREST:									
DR. Depository Interest Collected.....									
TO College Building Fund.....									
General Revenue Fund.....									
Available School Fund.....									
Confederate Pension Fund.....									
Total Debits.....	48,631.72	8,120.98	42,172.41	31,316.82	41,504.27	245,048.06	98,404.95	62,608.69	
Total Credits.....	7,022.70	1,502.68	7,111.83	3,624.62	4,535.95	118,103.06	14,860.25	7,575.54	
Total Net Collections.....	\$ 41,609.02	\$ 6,618.30	\$ 35,060.58	\$ 27,692.20	\$ 36,968.32	\$ 126,945.00	\$ 83,544.70	\$ 55,033.15	
TO College Building Fund.....	2,628.40	395.43	2,267.55	1,789.41	2,454.16	14,420.72	5,651.08	3,613.41	
General Revenue Fund.....	17,112.69	2,680.56	14,464.30	11,387.55	15,259.25	2,307.36	34,541.09	22,678.43	
Available School Fund.....	20,705.67	3,381.57	17,328.26	13,780.94	18,272.34	104,364.68	41,027.91	27,288.53	
Confederate Pension Fund.....	1,162.26	160.74	1,000.47	734.30	982.57	5,852.24	2,324.62	1,452.78	

Cr.	Commissions Paid:								
	Collector for Collecting	672.65	14.70	104.97	36.53	189.92	129.69	20.61	47.74
	Article 733145	2.18		4.80	.08		
	Collector for Assessing	1,119.45	19.15	162.15	41.75	313.45	190.25	34.35	79.60
	Poll Tax Fees	3,505.13	49.37	423.15	109.80	893.70	491.68	88.46	208.03
TO	General Revenue Fund	9,402.73	166.61	1,402.19	354.81	2,699.21	1,632.00	295.69	683.35
	Available School Fund	18,853.04	333.22	2,809.86	709.61	5,398.42	3,264.80	591.39	1,368.28
DEPOSITORY INTEREST:									
DR.	Depository Interest Collected								
TO	College Building Fund								
	General Revenue Fund								
	Available School Fund								
	Confederate Pension Fund								
	Total Debits	609,152.91	32,301.46	68,573.61	32,184.33	103,924.65	104,472.67	8,778.50	10,164.06
	Total Credits	95,795.32	4,129.87	10,056.14	4,112.77	13,589.94	50,454.83	1,867.00	2,537.90
	Total Net Collections	\$ 513,357.59	\$ 28,171.59	\$ 58,517.47	\$ 28,071.56	\$ 90,334.71	\$ 54,017.84	\$ 6,911.50	\$ 7,626.16
TO	College Building Fund	33,459.97	1,907.46	3,730.37	1,873.74	5,632.04	5,282.08	410.90	382.53
	General Revenue Fund	211,021.16	11,710.35	23,988.26	11,607.28	37,001.91	5,945.82	2,808.21	2,989.99
	Available School Fund	255,181.34	13,773.00	29,260.65	13,838.22	45,341.50	40,611.99	3,519.53	4,091.60
	Confederate Pension Fund	13,695.12	780.78	1,538.19	752.32	2,359.26	2,177.95	172.86	162.04

TABLE NO. 86—Continued

TAX ASSESSOR-COLLECTORS' ACCOUNTS FOR 1950

Showing the kinds of State Charges, credits allowed, Expense to the State for Assessing and collecting and proration of Net Amounts to The College Building Fund, General Revenue Fund, Available School Fund and Confederate Pension Fund.

	Montague	Montgomery	Moore	Morris	Motley	Nacogdoches	Navarro	Newton
AD VALOREM:								
DR. Charged on 1950 Rolls.....	\$ 26,590.09	\$ 501,905.78	\$ 5,714.90	\$ 26,419.53	\$ 37,247.14	\$ 70,826.69	\$ 131,252.81	\$ 37,086.76
Supplemental Assessments.....	363.34	1,636.94	1.15	38.03	20.56	1,015.91	322.36	30.36
Insolvent Collections.....	73.70	125.74	15.98		57.75	25.20	521.84	1.08
Delinquent Collections.....	617.81	7,881.60	496.01	429.39	281.57	482.67	1,538.34	816.09
Penalty and Interest.....	501.51	3,546.49	290.83	253.17	80.67	169.28	637.68	308.13
Sundry Debits.....	3.31	4,757.59			.02	32.60	9.89	2.85
Cr. Insolvent List.....	414.30	949.74	105.70	171.07	179.49	1,494.36	4,390.48	489.82
Errors in Assessments.....	815.86	267.39	61.64	10.22	25.38	658.92	3,084.05	60.26
Delinquent List.....	4,990.18	330,011.36	297.76	540.73	385.53	10,312.05	4,265.18	1,340.76
Commissions Paid:								
Collector for Collecting.....	438.20	4,207.80	121.08	1,105.59	1,317.19	1,767.05	2,982.23	1,305.44
Article 7331.....	43.36	564.92	36.99	34.49	17.44	31.81	103.01	55.46
Collector for Assessing.....	10.80	47.89	.03	3.20	.57	46.19	12.99	1.40
Assessor for Assessing.....		12,839.86		1,163.84	1,382.55	2,953.30	4,619.68	1,379.03
Discount.....	19.33	3,419.17		665.02	890.36	1,481.87	3,011.22	929.50
Sundry Credits.....		.12	85.45				4.64	
Article 7335.....		1,245.63					368.87	
State Aid.....		8,257.02						
Balance due State.....		32,876.01						
TO College Building Fund.....	1,452.83	9,173.56	378.41	1,598.38	2,317.91	3,719.89	7,689.83	2,239.95
General Revenue Fund.....	8,896.65	44,602.79	2,422.62	9,750.29	13,953.13	22,397.57	46,360.83	13,560.82
Available School Fund.....	10,434.42	67,244.25	2,825.52	11,418.23	16,283.32	26,178.55	54,245.99	15,943.93
Confederate Pension Fund.....	633.83	4,146.63	183.67	679.06	934.84	1,510.79	3,143.92	938.90
STATE POLL TAX:								
DR. Supplemental Assessments.....	2,954.50	6,054.00	3,368.00	1,618.50	1,264.50	4,617.00	7,204.50	2,056.50
Insolvent Collections.....							7.50	
Delinquent Collections.....		70.50		13.50	3.00	3.00	24.00	

Cr. Commissions Paid:									
Collector for Collecting.....	59.09	123.97	67.36	42.11	32.29	96.96	153.13	44.19	
Article 7331.....		3.53			.15	.15	1.20		
Collector for Assessing.....	98.60	201.80	112.50	53.95	42.20	153.90	240.85	68.55	
Poll Tax Fees.....	253.69	523.67	297.94	139.11	109.35	435.99	765.51	207.45	
TO General Revenue Fund.....	845.88	1,757.18	959.76	465.61	360.39	1,311.00	2,014.18	578.77	
Available School Fund.....	1,697.24	3,514.35	1,930.44	931.22	723.12	2,622.00	4,061.13	1,157.54	

DEPOSITORY INTEREST:

DR. Depository Interest Collected.....									
TO College Building Fund.....									
General Revenue Fund.....									
Available School Fund.....									
Confederate Pension Fund.....									
Total Debits.....	31,104.26	525,978.64	9,886.87	28,772.12	38,955.21	77,172.35	141,518.92	40,301.77	
Total Credits.....	7,143.41	395,539.88	1,186.45	3,929.33	4,382.50	19,432.55	24,003.04	5,881.86	
Total Net Collections.....	\$ 23,960.85	\$ 130,438.76	\$ 8,700.42	\$ 24,842.79	\$ 34,572.71	\$ 57,739.80	\$ 117,515.88	\$ 34,419.91	
TO College Building Fund.....	1,452.83	9,173.56	378.41	1,598.38	2,317.91	3,719.89	7,689.83	2,239.95	
General Revenue Fund.....	9,742.53	46,359.97	3,382.38	10,215.90	14,313.52	23,708.57	48,375.01	14,139.59	
Available School Fund.....	12,131.66	70,758.60	4,755.96	12,349.45	17,006.44	28,800.55	58,307.12	17,101.47	
Confederate Pension Fund.....	633.83	4,146.63	183.67	679.06	934.84	1,510.79	3,143.92	938.90	

TABLE NO. 86—Continued

TAX ASSESSOR-COLLECTORS' ACCOUNTS FOR 1950

Showing the kinds of State Charges, credits allowed, Expense to the State for Assessing and collecting and proration of Net Amounts to The College Building Fund, General Revenue Fund, Available School Fund and Confederate Pension Fund.

	Nolan	Nueces	Ochiltree	Oldham	Orange	Palo Pinto	Panola	Parker
AD VALOREM:								
DR. Charged on 1950 Rolls.....	\$ 72,807.03	\$ 950,275.54	\$ 46,994.15	\$ 5,356.38	\$ 173,072.58	\$ 82,987.27	\$ 342,756.48	\$ 24,258.36
Supplemental Assessments.....	393.88	2,896.91	43.95	637.86	293.55	55.30	223.16
Insolvent Collections.....	65.23	2,441.62	58.82	68.02	107.46	111.50	81.94
Delinquent Collections.....	2,346.97	15,077.14	245.43	301.26	3,030.25	1,415.67	726.06	381.98
Penalty and Interest.....	548.68	6,592.45	66.35	163.85	1,587.47	623.38	259.86	188.11
Sundry Debits.....	65.64	69.39	1.93	103.18	47.02	123.92
Cr. Insolvent List.....	715.40	15,518.53	248.97	285.12	1,211.70	3,678.21	466.15	2,212.55
Errors in Assessments.....	490.48	12,504.04	83.16	2.01	1,188.28	738.48	409.16	835.93
Delinquent List.....	1,373.68	48,855.66	1,036.42	612.04	7,796.13	3,283.26	5,699.84	3,780.30
Commissions Paid:								
Collector for Collecting.....	2,029.05	18,137.29	1,489.69	98.50	3,871.09	2,102.65	7,152.44	364.35
Article 7331.....	142.92	965.25	13.89	22.78	226.70	99.41	46.18	23.93
Collector for Assessing.....	19.29	90.86	1.27	19.65	8.32	5.90	8.86
Assessor for Assessing.....	2,717.35	23,017.59	1,677.64	5,183.75	2,915.14	9,139.90	3,054.04
Discount.....	1,737.04	23,520.00	997.05	4,583.87	1,768.99	9,650.51	2.17
Sundry Credits.....	414.55	2.31	43.62
Article 7335.....	414.24	662.41
State Aid.....	344,905.65	63,153.65
Balance due State.....	100.25	146.06
TO College Building Fund.....	4,479.96	57,418.40	2,908.29	316.92	10,517.68	4,854.03	21,599.00	1,024.02
General Revenue Fund.....	27,591.03	2,311.75	17,451.49	1,963.30	594.92	29,500.99	129,627.95	6,178.88
Available School Fund.....	32,158.09	406,317.39	20,404.26	2,372.28	74,949.00	34,449.09	151,424.44	7,229.80
Confederate Pension Fund.....	1,944.35	23,718.94	1,165.96	150.47	4,440.28	2,032.16	8,665.59	418.72
STATE POLL TAX:								
DR. Supplemental Assessments.....	5,730.50	43,688.00	2,068.00	355.50	9,306.00	6,673.00	3,234.50	3,328.50
Insolvent Collections.....
Delinquent Collections.....	15.00	33.00	25.50	18.00

Cr. Commissions Paid:									
Collector for Collecting	124.08	874.80	52.53	7.62	187.35	150.81	65.58	66.57	
Article 733175	1.65		1.28		.90			
Collector for Assessing	191.30	1,457.85	68.95	11.85	310.50	222.95	107.85	111.05	
Poll Tax Fees	600.92	4,168.02	181.18	31.11	863.74	577.05	279.43	288.12	
TO General Revenue Fund	1,605.07	12,381.53	588.19	109.71	2,635.79	1,905.03	926.69	952.69	
Available School Fund	3,223.38	24,837.15	1,177.15	219.43	5,308.62	3,834.26	1,854.95	1,910.07	
DEPOSITORY INTEREST:									
DR. Depository Interest Collected									
TO College Building Fund									
General Revenue Fund									
Available School Fund									
Confederate Pension Fund									
Total Debits	81,972.93	1,021,004.66	49,546.09	6,204.42	187,805.36	92,165.35	347,267.62	28,462.05	
Total Credits	10,971.05	494,019.50	5,850.75	1,072.31	89,359.07	15,589.79	33,169.00	10,747.87	
Total Net Collections	\$ 71,001.88	\$ 526,985.16	\$ 43,695.34	\$ 5,132.11	\$ 98,446.29	\$ 76,575.56	\$ 314,098.62	\$ 17,714.18	
TO College Building Fund	4,479.96	57,418.40	2,908.29	316.92	10,517.68	4,854.03	21,599.00	1,024.02	
General Revenue Fund	29,196.10	14,693.28	18,039.68	2,073.01	3,230.71	31,406.02	130,554.64	7,131.57	
Available School Fund	35,381.47	431,154.54	21,581.41	2,591.71	80,257.62	38,283.35	153,279.39	9,139.87	
Confederate Pension Fund	1,944.35	23,718.94	1,165.96	150.47	4,440.28	2,032.16	8,665.59	418.72	

TABLE NO. 86—Continued

TAX ASSESSOR-COLLECTORS' ACCOUNTS FOR 1950

Showing the kinds of State Charges, credits allowed, Expense to the State for Assessing and collecting and proration of Net Amounts to The College Building Fund, General Revenue Fund, Available School Fund and Confederate Pension Fund.

	Parmer	Pecos	Polk	Potter	Presidio	Rains	Randall	Reagan
AD VALOREM:								
DR. Charged on 1950 Rolls.....	\$ 42,679.01	\$ 345,447.74	\$ 114,163.73	\$ 387,825.05	\$ 7,505.58	\$ 2,572.05	\$ 11,798.81	\$ 71,921.66
Supplemental Assessments.....	429.81	208.73	1,512.73	255.80	71.37	20.03	371.70	107.68
Insolvent Collections.....	49.00	81.41	272.48	1,439.25	47.95			97.71
Delinquent Collections.....	1,142.93	7,089.02	7,128.16	5,126.55	147.57	165.10	519.53	222.53
Penalty and Interest.....	262.19	2,829.99	5,635.84	1,940.79	71.23	112.70	226.83	76.55
Sundry Debits.....		36.91	3.34	116.42		11.45		
Cr. Insolvent List.....	156.97	645.54	1,408.34	12,552.45	300.70	15.83	1,957.89	515.64
Errors in Assessments.....	1.44	404.70	288.72	4,704.13	2.88	81.62	607.95	89.93
Delinquent List.....	1,014.93	3,618.04	3,312.22	14,509.40	1,847.97	701.57	2,522.46	600.56
Commissions Paid:								
Collector for Collecting.....	1,441.82	7,426.94	3,025.87	7,714.52	113.84	104.12	154.12	1,985.10
Article 7331.....	69.48	484.58	633.81	327.48	9.76	13.50	35.75	13.25
Collector for Assessing.....	11.95	5.93	46.44	8.01	2.15	.59	11.32	3.00
Assessor for Assessing.....	1,581.37	8,911.73	3,552.88	12,329.94				2,158.02
Discount.....	788.61	9,626.13	2,545.75	8,930.45				1,947.27
Sundry Credits.....		33.92	.84	276.41	23.19	80.66		7.88
Article 7335.....			2,222.73			41.87		
State Aid.....								
Balance due State.....		.12			3.73			
TO College Building Fund.....	2,690.67	22,144.07	7,217.10	23,126.96	380.83	117.50	507.81	4,520.67
General Revenue Fund.....	16,489.00	135,142.04	46,373.27	139,477.03	2,299.88	768.32	3,179.13	27,116.68
Available School Fund.....	19,166.77	157,991.55	54,439.47	163,269.38	2,701.98	894.05	3,710.24	31,657.68
Confederate Pension Fund.....	1,149.93	9,258.51	3,648.84	9,477.70	156.79	61.70	230.20	1,810.45
STATE POLL TAX:								
DR. Supplemental Assessments.....	2,247.00	3,238.50	3,234.00	19,535.50	1,155.00	616.50	2,599.50	907.50
Insolvent Collections.....			9.00					
Delinquent Collections.....	24.00	81.00	1,063.94		13.50	1.50	16.83	3.00

Cr. Commissions Paid:								
Collector for Collecting.....	55.62	66.70	83.46	393.83	23.37	30.90	52.32	18.57
Article 7331.....	1.20	4.05	53.2068	.08	.84	.15
Collector for Assessing.....	74.90	107.95	107.80	652.35	38.50	20.55	86.75	30.25
Poll Tax Fees.....	195.69	281.44	325.80	2,031.26	100.53	52.84	242.36	77.78
TO General Revenue Fund.....								
Available School Fund.....	647.86	953.12	1,245.56	5,467.82	335.14	171.21	743.13	261.25
	1,295.73	1,906.24	2,491.12	10,990.24	670.28	342.42	1,490.93	522.50
DEPOSITORY INTEREST:								
DR. Depository Interest Collected.....								
TO College Building Fund.....								
General Revenue Fund.....								
Available School Fund.....								
Confederate Pension Fund.....								
Total Debits.....	46,833.94	359,013.30	133,023.22	416,239.36	9,012.20	3,499.33	15,533.20	73,336.63
Total Credits.....	5,393.98	31,617.77	17,607.86	64,430.23	2,467.30	1,144.13	5,671.76	7,447.40
Total Net Collections.....	\$ 41,439.96	\$ 327,395.53	\$ 115,415.36	\$ 351,809.13	\$ 6,544.90	\$ 2,355.20	\$ 9,861.44	\$ 65,889.23
TO College Building Fund.....								
General Revenue Fund.....	2,690.67	22,144.07	7,217.10	23,126.96	380.83	117.50	507.81	4,520.67
Available School Fund.....	17,136.86	136,095.16	47,618.83	144,944.85	2,635.02	939.53	3,922.26	27,377.93
Confederate Pension Fund.....	20,462.50	159,897.79	56,930.59	174,259.62	3,372.26	1,236.47	5,201.17	32,180.18
	1,149.93	9,258.51	3,648.84	9,477.70	156.79	61.70	230.20	1,810.45

Cr.	Commissions Paid:								
	Collector for Collecting.....	84.20	59.67	64.04	12.95	79.99	65.78	94.67	
	Article 7331.....			15	23		75		
	Collector for Assessing.....	117.30	99.45	105.80	17.35	126.40	43.35	139.25	
	Poll Tax Fees.....	303.47	263.57	274.63	45.25	326.31	111.47	361.17	
TO	General Revenue Fund.....	1,001.26	853.60	910.79	149.74	1,083.87	364.72	1,194.13	
	Available School Fund.....	2,008.77	1,707.21	1,821.59	299.48	2,172.43	729.43	2,388.28	
DEPOSITORY INTEREST:									
DR.	Depository Interest Collected.....								
TO	College Building Fund.....								
	General Revenue Fund.....								
	Available School Fund.....								
	Confederate Pension Fund.....								
	Total Debits.....	768.16	65,645.65	34,321.17	309,530.03	33,098.27	75,469.54	20,597.00	76,942.15
	Total Credits.....	580.02	12,468.08	7,331.83	25,995.04	3,762.73	34,846.49	2,965.87	10,900.83
	Total Net Collections.....	\$ 188.14	\$ 53,177.57	\$ 26,989.34	\$ 283,534.99	\$ 29,335.54	\$ 40,623.05	\$ 17,631.13	\$ 66,041.32
TO	College Building Fund.....	8.24	3,411.86	1,496.82	19,489.07	1,987.43	4,340.18	1,136.16	4,310.76
	General Revenue Fund.....	75.34	21,902.51	10,978.25	117,863.04	12,202.19	1,895.91	7,263.10	27,216.13
	Available School Fund.....	93.98	26,422.97	13,647.89	138,366.23	14,326.32	32,638.32	8,760.49	32,752.76
	Confederate Pension Fund.....	10.58	1,440.23	866.38	7,816.65	819.60	1,748.64	471.38	1,761.67

TABLE NO. 86—Continued

TAX ASSESSOR-COLLECTORS' ACCOUNTS FOR 1950

Showing the kinds of State Charges, credits allowed, Expense to the State for Assessing and collecting and proration of Net Amounts to The College Building Fund, General Revenue Fund, Available School Fund and Confederate Pension Fund.

	Rusk	Sabine	San Augustine	San Jacinto	San Patricio	San Saba	Schliecher	Scurry
AD VALOREM:								
DR. Charged on 1950 Rolls.....	\$ 596,515.07	\$ 2,988.25	\$ 5,348.97	\$ 36,262.69	\$ 195,030.85	\$ 49,835.38	\$ 43,485.01	\$ 29,186.53
Supplemental Assessments.....	120.63	2.16	72.57	107.69	524.69	.74	200.81	31.53
Insolvent Collections.....	15.48				165.68	182.99	57.75	3.38
Delinquent Collections.....	4,252.40	102.43	199.89	736.14	6,955.40	450.80	378.42	266.18
Penalty and Interest.....	1,134.55	43.62	95.60	355.89	3,274.46	171.07	163.81	167.58
Sundry Debits.....	883.45		.55	76.73	2,169.64	3.00	12.16	10.49
Cr. Insolvent List.....	807.56	142.68	320.59	33.19	1,203.07	856.01	269.54	4,394.69
Errors in Assessments.....	360.54	43.30	135.66	38.95	927.47	68.12	30.30	3,562.88
Delinquent List.....	5,233.69	1,198.45	2,216.90	2,679.67	7,133.36	979.48	896.82	8,045.20
Commissions Paid:								
Collector for Collecting.....	12,182.09	87.58	113.93	1,276.86	4,429.57	1,531.51	1,437.06	273.26
Article 7331.....	265.79	6.85	13.87	53.48	500.83	25.91	23.56	18.96
Collector for Assessing.....	11.76	.16	2.91	3.14	15.35	.61	5.99	2.02
Assessor for Assessing.....	15,315.70			1,330.91	5,530.43	1,975.55	1,474.02	
Discount.....	16,457.47			849.08	5,128.34	1,050.21	1,035.90	
Sundry Credits.....	3,598.00				.04	88.21		29.87
Article 7335.....	684.66				1,453.05			
State Aid.....				1,751.35	73,655.26			
Balance due State.....	65.22		8.67	4,980.76	3,389.80		.06	
TO College Building Fund.....	37,966.15	109.33	193.06	2,118.03	11,983.76	3,057.58	2,719.60	915.76
General Revenue Fund.....	228,240.56	687.37	1,191.99	6,358.08	1,265.89	18,339.71	16,236.31	5,554.30
Available School Fund.....	266,440.29	809.86	1,430.94	15,162.33	86,270.35	21,445.04	19,076.22	6,486.96
Confederate Pension Fund.....	15,292.10	50.88	89.06	903.31	5,234.15	1,226.04	1,092.58	381.79
STATE POLL TAX:								
DR. Supplemental Assessments.....	7,854.00	1,200.00	1,212.50	1,420.50	8,226.00	2,590.50	888.00	3,438.00
Insolvent Collections.....						6.00		
Delinquent Collections.....	1.75				9.79	9.00	30.00	15.00

Cr.	Commissions Paid:								
	Collector for Collecting.....	157.54	60.00	52.96	28.41	166.61	74.40	22.61	69.06
	Article 7331.....	.09				.49	.45	1.50	.75
	Collector for Assessing.....	262.10	40.00	40.50	47.35	274.30	86.35	29.60	114.60
	Poll Tax Fees.....	679.76	102.99	111.58	121.76	721.54	222.81	76.63	345.49
TO	General Revenue Fund.....	2,247.41	332.33	334.52	407.66	2,356.06	740.50	262.55	974.37
	Available School Fund.....	4,508.85	664.68	672.94	815.32	4,716.79	1,480.99	525.11	1,948.73
DEPOSITORY INTEREST:									
DR.	Depository Interest Collected.....								
TO	College Building Fund.....								
	General Revenue Fund.....								
	Available School Fund.....								
	Confederate Pension Fund.....								
	Total Debits.....	610,777.33	4,336.46	6,930.08	38,959.64	216,356.51	53,249.48	45,215.96	33,118.69
	Total Credits.....	56,081.97	1,682.01	3,017.57	13,194.91	104,529.51	6,959.62	5,303.59	16,856.78
	Total Net Collections.....	\$ 554,695.36	\$ 2,654.45	\$ 3,912.51	\$ 25,764.73	\$ 111,827.00	\$ 46,289.86	\$ 39,912.37	\$ 16,261.91
TO	College Building Fund.....	37,966.15	109.33	193.06	2,118.03	11,983.76	3,057.58	2,719.60	915.76
	General Revenue Fund.....	230,487.97	1,019.70	1,526.51	6,765.74	3,621.95	19,080.21	16,498.86	6,528.67
	Available School Fund.....	270,949.14	1,474.54	2,103.88	15,977.65	90,987.14	22,926.03	19,601.33	8,435.69
	Confederate Pension Fund.....	15,292.10	50.88	89.06	903.31	5,234.15	1,226.04	1,092.58	381.79

TABLE NO. 86—Continued

TAX ASSESSOR-COLLECTORS' ACCOUNTS FOR 1950

Showing the kinds of State Charges, credits allowed, Expense to the State for Assessing and collecting and proration of Net Amounts to The College Building Fund, General Revenue Fund, Available School Fund and Confederate Pension Fund.

	Shackelford	Shelby	Sherman	Smith	Somervell	Starr	Stephens	Sterling
AD VALOREM:								
DR. Charged on 1950 Rolls	\$ 72,267.81	\$ 9,013.31	\$ 81,297.11	\$ 288,790.60	\$ 9,340.23	\$ 164,463.74	\$ 85,152.95	\$ 40,696.40
Supplemental Assessments	24.20	78.98	230.94	1,435.05	11.53	635.63	294.20	4.57
Insolvent Collections	43.56		48.24	2,538.08		5.83	82.37	
Delinquent Collections	511.90	395.48	448.36	4,489.04	661.66	3,910.96	1,007.71	3.01
Penalty and Interest	205.80	291.38	92.57	1,608.55	440.53	969.46	513.05	1.23
Sundry Debits	88.66	349.93	174.33		35.66	348.71	284.88	.03
Cr. Insolvent List	503.96	540.96	79.37	13,775.27	84.23	423.87	477.14	42.45
Errors in Assessments	612.57	61.09	292.26	15,908.96	20.34	930.98	132.01	1.73
Delinquent List	1,406.31	2,424.94	570.20	9,736.49	620.97	9,696.28	2,223.59	74.05
Commissions Paid:								
Collector for Collecting	1,970.56	142.04	2,177.78	5,658.18	480.05	3,698.53	2,242.15	1,384.49
Article 7331	31.28	33.33	25.45	276.40	54.62	237.14	73.46	.18
Collector for Assessing	.80	3.73	7.14	51.13	1.06	17.88	9.47	.15
Assessor for Assessing	2,278.92		2,411.35	8,971.64	463.81	4,491.85	2,731.23	1,398.49
Discount	1,811.47		2,118.45	6,358.89	123.28	4,318.31	2,110.58	1,155.11
Sundry Credits	61.64		64.18	176.87	159.71	18.86		
Article 7335	56.03	99.44				632.27		
State Aid	13,369.85							
Balance due State			25.53		41.31			
TO College Building Fund	4,473.64	445.18	5,174.13	16,444.45	542.40	10,134.94	5,312.84	2,545.06
General Revenue Fund	13,384.41	2,840.04	31,045.47	98,791.49	3,513.65	60,363.28	32,222.83	15,270.16
Available School Fund	31,381.35	3,319.66	36,229.92	116,019.93	4,105.74	71,279.77	37,601.77	17,815.35
Confederate Pension Fund	1,799.14	218.67	2,070.32	6,691.62	278.44	4,090.37	2,198.09	1,018.02
STATE POLL TAX:								
DR. Supplemental Assessments	1,672.50	2,847.00	1,134.00	13,027.00	648.00	6,145.50	4,217.00	543.00
Insolvent Collections								
Delinquent Collections	9.00			72.58	19.50	58.28		

Cr.	Commissions Paid:								
	Collector for Collecting.....	38.26	56.94	25.70	264.26	33.39	124.51	90.02	15.01
	Article 7331.....	.45			3.63	.98	2.91		
	Collector for Assessing.....	55.75	94.90	37.80	434.30	21.60	204.85	140.65	18.10
	Poll Tax Fees.....	145.29	244.67	98.74	1,156.72	55.55	529.84	367.56	46.93
TO	General Revenue Fund.....	480.59	816.83	323.92	3,745.85	185.33	1,780.56	1,204.96	154.32
	Available School Fund.....	961.16	1,633.66	647.84	7,494.82	370.65	3,561.11	2,413.81	308.64
DEPOSITORY INTEREST:									
DR.	Depository Interest Collected.....								
TO	College Building Fund.....								
	General Revenue Fund.....								
	Available School Fund.....								
	Confederate Pension Fund.....								
	Total Debits.....	74,823.43	12,976.08	83,425.55	311,960.90	11,157.11	176,538.11	91,552.16	41,248.24
	Total Credits.....	22,343.14	3,702.04	7,933.95	62,772.74	2,160.90	25,328.08	10,597.86	4,136.69
	Total Net Collections.....	\$ 52,480.29	\$ 9,274.04	\$ 75,491.60	\$ 249,188.16	\$ 8,996.21	\$ 151,210.03	\$ 80,954.30	\$ 37,111.55
TO	College Building Fund.....	4,473.64	445.18	5,174.13	16,444.45	542.40	10,134.94	5,312.84	2,545.06
	General Revenue Fund.....	13,865.00	3,656.87	31,369.39	102,537.34	3,698.98	62,143.84	33,427.79	15,424.48
	Available School Fund.....	32,342.51	4,953.32	36,877.76	123,514.75	4,476.39	74,840.88	40,015.58	18,123.99
	Confederate Pension Fund.....	1,799.14	218.67	2,070.32	6,691.62	278.44	4,090.37	2,198.09	1,018.02

TABLE NO. 86—Continued
TAX ASSESSOR-COLLECTORS' ACCOUNTS FOR 1950

Showing the kinds of State Charges, credits allowed, Expense to the State for Assessing and collecting and proration of Net Amounts to The College Building Fund, General Revenue Fund, Available School Fund and Confederate Pension Fund.

	Stonewall	Sutton	Swisher	Tarrant	Taylor	Terrell	Terry	Throckmorton
AD VALOREM:								
DR. Charged on 1950 Rolls	\$ 6,690.32	\$ 35,231.30	\$ 48,325.78	\$1,193,604.95	\$ 151,439.39	\$ 29,984.50	\$ 69,867.49	\$ 5,968.09
Supplemental Assessments	90.16	34.41	24.29	2,446.83	1,758.40	37.15	355.51	3.68
Insolvent Collections	9.42	44.10	14.90	2,782.47	40.17	1.44	180.06	71.40
Delinquent Collections	463.64	166.12	1,787.72	34,879.41	2,982.56	315.94	769.11	76.97
Penalty and Interest	292.73	61.62	1,285.04	11,004.74	1,154.43	118.68	293.33	68.91
Sundry Debits	27.05			1,390.62	48.06		35.09	
Cr. Insolvent List	848.33	250.02	928.22	15,975.27	692.32	102.24	1,301.43	242.79
Errors in Assessments	50.17	137.33	316.18	88,380.87	3,783.42	32.31	1,316.80	109.36
Delinquent List	538.24	286.07	1,604.21	79,503.82	8,534.78	671.68	1,241.27	1,257.44
Commissions Paid:								
Collector for Collecting	122.69	1,274.16	1,564.43	21,372.28	3,422.28	1,169.73	1,910.22	91.46
Article 7331	37.36	10.49	150.27	2,205.81	201.84	21.03	50.62	4.84
Collector for Assessing	2.51	1.29	1.36	90.34	51.00	1.03	9.88	.10
Assessor for Assessing		1,287.84	1,820.87	22,236.88	5,515.53	1,084.51	2,419.86	
Discount	1.98	835.65	936.14	21,677.58	2,972.84	713.48	1,550.39	
Sundry Credits	.05		60.42	4,343.00	57.60	5.34	23.75	9.53
Article 7335								
State Aid				403,934.38				
Balance due State								5.96
TO College Building Fund	375.93	2,180.43	2,900.78	67,341.53	9,062.38	1,843.60	4,249.67	306.17
General Revenue Fund	2,496.28	13,101.09	18,402.13	9,962.21	55,025.10	11,111.81	25,676.32	1,853.74
Available School Fund	2,859.10	15,297.64	21,371.87	480,897.08	64,326.07	12,951.67	30,011.94	2,182.88
Confederate Pension Fund	240.68	875.54	1,380.85	28,187.97	3,777.85	749.28	1,738.44	124.78
STATE POLL TAX:								
DR. Supplemental Assessments	633.00	1,113.00	2,716.50	73,624.00	15,178.50	1,026.00	3,597.00	558.00
Insolvent Collections								
Delinquent Collections	15.00		93.00			6.00	15.00	

Cr.	Commissions Paid:								
	Collector for Collecting.....	12.96	28.67	44.52	1,473.59	308.61	29.67	82.27	11.16
	Article 7331.....	.75		4.65			.30	.75	
	Collector for Assessing.....	21.10	37.10	90.55	2,454.55	506.85	34.20	119.90	18.60
	Poll Tax Fees.....	54.26	97.32	235.93	7,017.06	1,558.29	89.10	310.37	47.83
TO	General Revenue Fund.....	186.31	316.63	811.28	20,886.43	4,254.21	292.91	1,032.90	160.14
	Available School Fund.....	372.62	633.28	1,622.57	41,792.37	8,550.54	585.82	2,065.81	320.27
DEPOSITORY INTEREST:									
DR.	Depository Interest Collected.....								
TO	College Building Fund.....								
	General Revenue Fund.....								
	Available School Fund.....								
	Confederate Pension Fund.....								
	Total Debits.....	8,221.32	36,650.55	54,247.23	1,319,733.02	172,601.51	31,489.71	75,112.59	6,747.05
	Total Credits.....	1,690.40	4,245.94	7,757.75	670,665.43	27,605.36	3,954.62	10,337.51	1,799.07
	Total Net Collections.....	\$ 6,530.92	\$ 32,404.61	\$ 46,489.48	\$ 649,067.59	\$ 144,996.15	\$ 27,535.09	\$ 64,775.08	\$ 4,947.98
TO	College Building Fund.....	375.93	2,180.43	2,900.78	67,341.53	9,062.38	1,843.60	4,249.67	306.17
	General Revenue Fund.....	2,682.59	13,417.72	19,213.41	30,848.64	59,279.31	11,404.72	26,709.22	2,013.88
	Available School Fund.....	3,231.72	15,930.92	22,994.44	522,689.45	72,876.61	13,537.49	32,077.75	2,503.15
	Confederate Pension Fund.....	240.68	875.54	1,380.85	28,187.97	3,777.85	749.28	1,738.44	124.78

Cr.	Commissions Paid:								
	Collector for Collecting.....	65.81	296.76	776.98	89.29	41.82	49.03	31.71	75.46
	Article 7331.....	1.50							23
	Collector for Assessing.....	94.65	481.15	1,287.25	132.40	69.70	81.90	52.70	117.05
	Poll Tax Fees.....	243.39	1,327.11	3,809.15	345.96	180.77	211.61	137.31	305.53
TO	General Revenue Fund.....	821.38	4,084.23	10,884.84	1,130.09	599.57	700.12	453.09	1,005.06
	Available School Fund.....	1,642.77	8,215.25	21,824.28	2,268.76	1,199.14	1,408.84	906.19	2,011.67
DEPOSITORY INTEREST:									
DR.	Depository Interest Collected.....								
TO	College Building Fund.....								
	General Revenue Fund.....								
	Available School Fund.....								
	Confederate Pension Fund.....								
	Total Debits.....	62,189.66	218,672.44	543,479.84	36,625.72	15,394.99	22,116.42	224,023.53	75,767.15
	Total Credits.....	7,362.42	93,870.62	113,716.21	7,911.51	2,583.90	11,180.23	21,192.96	11,319.50
	Total Net Collections.....	\$ 54,827.24	\$ 124,801.82	\$ 429,763.63	\$ 28,714.21	\$ 12,811.09	\$ 10,936.19	\$ 202,830.57	\$ 64,447.65
TO	College Building Fund.....	3,623.55	11,808.87	27,315.06	1,738.55	698.78	587.00	13,965.01	4,234.34
	General Revenue Fund.....	22,622.67	16,549.31	175,585.61	11,649.25	5,164.43	4,327.92	84,326.03	26,550.07
	Available School Fund.....	27,118.83	91,591.07	215,567.14	14,607.08	6,571.06	5,751.24	98,917.68	31,927.91
	Confederate Pension Fund.....	1,462.19	4,852.57	11,295.82	719.33	376.82	270.03	5,621.85	1,735.33

TABLE NO. 86—Continued

TAX ASSESSOR-COLLECTORS' ACCOUNTS FOR 1950

Showing the kinds of State Charges, credits allowed, Expense to the State for Assessing and collecting and proration of Net Amounts to The College Building Fund, General Revenue Fund, Available School Fund and Confederate Pension Fund.

	Val Verde	Van Zandt	Victoria	Walker	Waller	Ward	Washington	Webb
AD VALOREM:								
DR. Charged on 1950 Rolls.....	\$ 77,549.60	\$ 25,621.64	\$ 260,544.06	\$ 41,709.46	\$ 226,130.10	\$ 25,245.54	\$ 64,937.55	\$ 191,439.27
Supplemental Assessments.....	16.84	263.11	479.92	478.24	193.65	44.35	76.41	327.60
Insolvent Collections.....	28.52	3.74	222.89	47.88	169.77	13.50	68.84	572.99
Delinquent Collections.....	999.36	753.38	1,961.67	931.45	1,152.21	2,184.44	626.14	6,445.25
Penalty and Interest.....	594.31	461.89	1,148.39	503.33	453.46	1,055.55	312.72	2,383.09
Sundry Debits.....		8.86		26.71	14.41	18.18		
Cr. Insolvent List.....	346.82	896.25	3,904.82	291.51	238.34	691.05	1,695.11	10,442.18
Errors in Assessments.....	38.88	352.07	1,167.13	232.05	896.64	311.27	286.67	6,171.68
Delinquent List.....	2,313.57	5,147.36	4,980.45	2,891.18	2,112.67	3,851.87	978.37	23,540.44
Commissions Paid:								
Collector for Collecting.....	2,090.05	414.38	5,547.92	1,378.58	4,968.62	474.15	1,816.56	3,744.94
Article 7331.....	78.54	57.52	148.63	69.90	76.63	138.59	45.16	427.71
Collector for Assessing.....	.54	10.05	14.07	18.53	5.64	1.29	2.22	9.10
Assessor for Assessing.....	2,551.72		7,438.35	1,788.85	6,056.96		2,664.15	5,717.98
Discount.....	1,747.91		6,561.15	888.27	6,350.29		1,204.63	3,712.55
Sundry Credits.....				10.95	286.40		.10	
Article 7335.....		4.03		205.83		400.23	99.30	1,289.15
State Aid.....				1,847.16	13,864.12		16,464.62	
Balance due State.....			8.05	13,097.06		32.78	5.49	9.01
TO College Building Fund.....	4,797.27	1,361.76	16,177.37	1,635.35	14,338.17	1,456.84	3,841.21	9,954.70
General Revenue Fund.....	29,174.66	8,408.15	97,745.12	6,796.35	72,431.69	9,449.56	8,257.86	60,526.84
Available School Fund.....	34,053.77	9,854.87	114,034.88	11,820.16	100,705.11	11,012.59	27,089.19	71,379.18
Confederate Pension Fund.....	1,994.90	608.18	6,628.99	725.28	5,782.32	741.34	1,571.02	4,242.74
STATE POLL TAX:								
DR. Supplemental Assessments.....	3,543.00	3,375.50	7,866.50	3,219.00	2,518.00	4,272.00	5,001.00	5,840.50
Insolvent Collections.....								
Delinquent Collections.....	260.60	36.00	73.50			22.49	65.28	

Cr.	Commissions Paid:								
	Collector for Collecting.....	80.85	68.23	165.43	73.23	52.05	85.89	121.79	117.72
	Article 7331.....	13.03	1.80				1.12	3.26	
	Collector for Assessing.....	118.10	112.55	262.40	107.35	83.95	142.45	166.70	194.90
	Poll Tax Fees.....	319.50	289.46	806.10	278.80	218.85	372.92	431.74	619.95
TO	General Revenue Fund.....	1,090.70	979.30	2,232.50	919.09	720.79	1,229.93	1,447.60	1,632.59
	Available School Fund.....	2,181.42	1,960.16	4,473.57	1,840.53	1,442.36	2,462.18	2,895.19	3,275.34
DEPOSITORY INTEREST:									
DR.	Depository Interest Collected.....								
TO	College Building Fund.....								
	General Revenue Fund.....								
	Available School Fund.....								
	Confederate Pension Fund.....								
	Total Debits.....	82,992.23	30,526.12	272,296.93	46,916.07	230,631.60	32,856.05	71,087.94	207,008.70
	Total Credits.....	9,699.51	7,353.70	31,004.50	23,179.31	35,211.16	6,503.61	25,985.87	55,997.31
	Total Net Collections.....	\$ 73,292.72	\$ 23,172.42	\$ 241,292.43	\$ 23,736.76	\$ 195,420.44	\$ 26,352.44	\$ 45,102.07	\$ 151,011.39
TO	College Building Fund.....	4,797.27	1,361.76	16,177.37	1,635.35	14,338.17	1,456.84	3,841.21	9,954.70
	General Revenue Fund.....	30,265.36	9,387.45	99,977.62	7,715.44	73,152.48	10,679.49	9,705.46	62,159.43
	Available School Fund.....	36,235.19	11,815.03	118,508.45	13,660.69	102,147.47	13,474.77	29,984.38	74,654.52
	Confederate Pension Fund.....	1,994.90	608.18	6,628.99	725.28	5,782.32	741.34	1,571.02	4,242.74

TABLE NO. 86—Continued

TAX ASSESSOR-COLLECTORS' ACCOUNTS FOR 1950

Showing the kinds of State Charges, credits allowed, Expense to the State for Assessing and collecting and proration of Net Amounts to The College Building Fund, General Revenue Fund, Available School Fund and Confederate Pension Fund.

	Warton	Wheeler	Wichita	Wilbarger	Willacy	Williamson	Wilson	Winkler
AD VALOREM:								
DR. Charged on 1950 Rolls	\$ 462,050.88	\$ 11,924.53	\$ 371,580.94	\$ 140,916.15	\$ 98,811.55	\$ 124,985.62	\$ 58,127.10	\$ 11,774.83
Supplemental Assessments	138.67	151.69	1,265.31	580.75	9.00	302.24	109.08	17.32
Insolvent Collections	173.34		2,745.44	313.35		196.87	64.04	
Delinquent Collections	2,848.06	375.03	7,035.83	3,575.01	1,216.28	1,588.89	1,285.37	898.87
Penalty and Interest	555.19	202.72	3,212.97	1,829.27	428.08	455.75	539.32	518.15
Sundry Debits	72.07		12.40	13.52	7.18	15.24	283.21	
Cr. Insolvent List	1,602.85	439.44	6,044.61	2,691.63	1,561.94	1,384.06	723.06	320.04
Errors in Assessments	1,311.56	293.34	10,694.27	1,728.07	349.30	294.70	258.37	262.73
Delinquent List	3,333.94	1,888.61	11,019.17	4,143.37	2,736.76	1,677.92	3,366.55	1,882.17
Commissions Paid:								
Collector for Collecting	9,542.97	200.59	7,590.42	3,303.34	2,458.44	2,995.96	1,680.23	214.88
Article 7331	166.82	26.73	472.77	264.36	80.07	93.61	89.41	67.87
Collector for Assessing	3.86	4.91	94.61	22.67		8.73	3.88	.59
Assessor for Assessing	12,179.04		11,805.88	4,418.85	3,030.99	4,917.86	2,359.99	
Discount	12,295.36		8,478.86	3,252.82	2,554.26	3,105.11	1,258.71	
Sundry Credits	130.70			330.30		5.50		
Article 7335					36,337.69		20,766.44	
State Aid								
Balance due State		3.24						
TO College Building Fund	29,519.49	660.73	22,622.17	8,599.48	6,047.26	7,842.94	3,479.35	653.33
General Revenue Fund	177,176.40	4,075.19	136,827.10	52,835.61	62.38	47,048.23	165.91	4,368.75
Available School Fund	206,749.42	4,774.09	160,809.45	61,915.60	42,778.17	55,015.45	24,784.46	5,077.97
Confederate Pension Fund	11,825.80	287.10	9,453.58	3,721.95	2,474.83	3,154.54	1,471.76	360.84
STATE POLL TAX:								
DR. Supplemental Assessments	10,080.50	1,774.50	20,728.50	4,435.00	4,739.50	9,597.50	3,592.50	2,602.50
Insolvent Collections	4.50					12.00		
Delinquent Collections	40.50			15.00	3.00	48.00	20.50	

Cr. Commissions Paid:									
Collector for Collecting.....	205.14	35.49	416.47	93.66	101.81	218.85	82.08	52.05	
Article 7331.....	2.03			.75	.15	2.40	1.03		
Collector for Assessing.....	336.20	59.15	692.10	148.00	158.15	319.95	119.75	86.75	
Poll Tax Fees.....	1,019.55	153.39	1,858.69	433.37	432.47	832.80	312.29	228.08	
TO General Revenue Fund.....	2,851.33	508.82	5,902.47	1,255.47	1,347.37	2,760.65	1,032.61	745.20	
Available School Fund.....	5,711.25	1,017.65	11,858.77	2,518.75	2,702.55	5,522.85	2,065.24	1,490.42	
DEPOSITORY INTEREST:									
DR. Depository Interest Collected.....									
TO College Building Fund.....									
General Revenue Fund.....									
Available School Fund.....									
Confederate Pension Fund.....									
Total Debits.....	475,963.71	14,428.47	406,581.39	151,678.05	105,214.59	137,202.11	64,021.12	15,811.67	
Total Credits.....	42,130.02	3,104.89	59,107.85	20,831.19	49,802.03	15,857.45	31,021.79	3,115.16	
Total Net Collections.....	\$ 433,833.69	\$ 11,323.58	\$ 347,473.54	\$ 130,846.86	\$ 55,412.56	\$ 121,344.66	\$ 32,999.33	\$ 12,696.51	
TO College Building Fund.....	29,519.49	660.73	22,622.17	8,599.48	6,047.26	7,842.94	3,479.35	653.33	
General Revenue Fund.....	180,027.73	4,584.01	142,729.57	54,091.08	1,409.75	49,808.88	1,198.52	5,113.95	
Available School Fund.....	212,460.67	5,791.74	172,668.22	64,434.35	45,480.72	60,538.30	26,849.70	6,568.39	
Confederate Pension Fund.....	11,825.80	287.10	9,453.58	3,721.95	2,474.83	3,154.54	1,471.76	360.84	

TABLE NO. 86—Continued
TAX ASSESSOR-COLLECTORS' ACCOUNTS FOR 1950

Showing the kinds of State Charges, credits allowed, Expense to the State for Assessing and collecting and proration of Net Amounts to The College Building Fund, General Revenue Fund, Available School Fund and Confederate Pension Fund.

	Wise	Wood	Yoakum	Young	Zapata	Zavala	Total
AD VALOREM:							
DR. Charged on 1950 Rolls.....	\$ 71,558.13	\$ 310,621.85	\$ 16,086.23	\$ 98,865.22	\$ 28,777.03	\$ 50,303.43	\$38,175,287.50
Supplemental Assessments.....	634.60	352.91	17.37	157.04	85.11	12.85	89,066.11
Insolvent Collections.....	280.24	197.82	.72	141.49	23.38	98,415.70
Delinquent Collections.....	850.71	4,208.64	288.89	2,120.17	471.11	548.71	657,863.75
Penalty and Interest.....	393.04	1,616.80	143.34	822.43	204.08	147.84	263,967.91
Sundry Debits.....	38.54	13.4906	3.55	489,697.01
Cr. Insolvent List.....	767.68	656.03	136.90	960.73	266.76	403.96	729,896.94
Errors in Assessments.....	179.55	1,585.86	803.96	521.14	80.75	152.96	780,188.85
Delinquent List.....	1,220.27	5,238.82	1,089.71	3,278.11	3,856.60	735.77	1,734,701.24
Commissions Paid:							
Collector for Collecting.....	1,993.22	6,618.99	289.87	2,495.63	1,094.96	1,570.23	816,035.50
Article 7331.....	56.56	282.96	19.15	139.42	11.59	32.45	43,706.23
Collector for Assessing.....	29.19	10.77	.49	5.43	2.80	.60	2,862.93
Assessor for Assessing.....	2,667.90	8,323.66	3,299.63	1,027.45	1,754.52	1,039,928.21
Discount.....	1,667.73	8,473.50	2,219.67	533.20	1,130.25	838,704.96
Sundry Credits.....12	2.67	98.17	75,588.32
Article 7335.....	151.67	813.51	45,717.31
State Aid.....	13,473.81	9.54	40.36	3,511,886.73
Balance due State.....	9.92	638,448.54
TO College Building Fund.....	4,483.30	19,634.24	974.03	6,121.76	1,554.40	3,111.34	2,268,816.34
General Revenue Fund.....	13,639.18	118,767.66	5,878.19	37,069.36	9,386.90	18,768.65	10,243,800.06
Available School Fund.....	31,586.12	138,571.38	6,927.55	43,469.39	11,078.90	21,974.51	16,066,981.06
Confederate Pension Fund.....	1,829.16	8,034.01	404.49	2,526.14	643.02	1,265.99	937,034.76
STATE POLL TAX:							
DR. Supplemental Assessments.....	3,996.00	3,939.50	1,039.50	3,984.00	1,006.50	2,569.50	1,732,636.50
Insolvent Collections.....	109.50
Delinquent Collections.....	9.00	92.00	13.50	165.00	42.00	5,986.28

Cr.	Commissions Paid:								
	Collector for Collecting.....	85.28	82.77	21.06	89.89	22.01	53.39	36,205.42	
	Article 7331.....	.45	4.60	.68	8.25	2.10		289.94	
	Collector for Assessing.....	133.40	131.40	34.65	132.80	33.55	85.70	57,805.75	
	Poll Tax Fees.....	345.73	337.99	90.39	343.93	86.27	231.11	165,836.02	
TO	General Revenue Fund.....	1,143.59	1,156.94	302.07	1,191.38	301.52	732.32	492,082.86	
	Available School Fund.....	2,296.55	2,317.80	604.15	2,382.75	603.05	1,466.98	986,512.29	
DEPOSITORY INTEREST:									
DR.	Depository Interest Collected.....							195.15	
TO	College Building Fund.....							13.54	
	General Revenue Fund.....							81.36	
	Available School Fund.....							94.87	
	Confederate Pension Fund.....							5.38	
	Total Debits.....	77,760.26	321,043.01	17,589.55	106,255.41	30,585.83	53,609.26	41,513,225.41	
	Total Credits.....	22,782.36	32,560.98	2,499.07	13,494.63	7,018.04	6,289.47	10,517,802.89	
	Total Net Collections.....	\$ 54,977.90	\$ 288,482.03	\$ 15,090.48	\$ 92,760.78	\$ 23,567.79	\$ 47,319.79	\$30,995,422.52	
TO	College Building Fund.....	4,483.30	19,634.24	974.03	6,121.76	1,554.40	3,111.34	2,268,829.88	
	General Revenue Fund.....	14,782.77	119,924.60	6,180.26	38,260.74	9,688.42	19,500.97	10,735,964.28	
	Available School Fund.....	33,882.67	140,889.18	7,531.70	45,852.14	11,681.95	23,441.49	17,053,588.22	
	Confederate Pension Fund.....	1,829.16	8,034.01	404.49	2,526.14	643.02	1,265.99	937,040.14	

TABLE NO. 87

EX-TAX ASSESSOR-COLLECTORS' ACCOUNTS FOR 1950

Showing the kinds of State Charges, Credits allowed, Expense to the State for Assessing and Collecting and Proration of Net Amounts to The College Building Fund, General Revenue Fund, Available School Fund and Confederate Pension Fund.

	Aransas	Archer	Austin	Bandera	Brazoria	Briscoe	Callahan	Camp
AD VALOREM:								
DR. Charged on 1950 Rolls	\$ 60,916.69	\$ 99,285.89	\$ 102,010.83	\$ 28,074.89	\$ 944,792.17	\$ 28,844.32	\$ 51,737.45	\$ 20,985.52
Supplemental Assessments	373.28	64.43	49.80	45.62	102.65	48.80	3.60	3.95
Insolvent Collections	159.98	15.20	179.84	1.70	171.16	14.83	1.58	11.81
Delinquent Collections	2,632.10	327.86	407.54	675.74	1,855.51	449.42	683.36	403.12
Penalty and Interest	954.00	185.59	141.73	112.16	686.41	51.82	210.51	106.32
Sundry Debits	20.36		94.59		31.89	42.01		.01
Cr. Commissions Paid:								
Collector for Collecting	1,770.14	2,238.43	2,151.48	1,005.48	17,368.68	1,055.99	1,255.08	845.51
Article 7331	177.27	25.58	25.95	39.38	126.11	24.99	44.68	25.39
Collector for Assessing	10.06	1.79	2.19	1.29	2.98	1.19	.10	.12
Assessor for Assessing	1,957.80	2,891.67	3,615.56	1,125.87	21,727.35	1,157.09	1,874.66	1,185.30
Discount	1,504.58	2,402.92	2,136.80	570.32	25,243.20	591.20	851.08	470.52
Sundry Credits	2,443.16		231.69			57.88		16.72
Uncollected Taxes 1950 Rolls	4,944.55	15,256.88	22,507.26	7,826.13	83,900.61	5,406.61	18,812.51	4,075.63
Article 7335	575.03		90.79	86.44				
State Aid	21,385.21		29,724.05		208,107.55			34.65
Balance due State		2.07			9.94			
TO College Building Fund	3,571.52	5,327.14	4,699.82	1,264.52	55,399.32	1,468.89	2,048.06	1,019.77
General Revenue Fund	16.25	32,111.77	2,831.13	7,603.24	124,933.46	8,799.41	12,426.68	6,195.50
Available School Fund	25,226.31	37,457.89	32,974.34	8,877.03	388,549.82	10,298.61	14,477.04	7,215.91
Confederate Pension Fund	1,474.53	2,162.83	1,893.27	510.41	22,270.77	589.34	846.61	425.71
STATE POLL TAX:								
DR. Supplemental Assessments	1,250.00	567.00	2,883.00	636.00	1,822.00	630.00	708.00	441.00
Insolvent Collections								
Delinquent Collections	31.50	33.87	40.50	1.50	8.90	6.00	27.00	16.50

Cr. Commissions Paid:									
	Collector for Collecting.....	27.23	17.97	69.90	17.54	37.22	25.66	19.08	22.80
	Article 7331.....	1.58	1.69	2.03	.08	.45	.30	1.35	.83
	Collector for Assessing.....	41.70	18.90	96.15	21.20	60.75	21.00	23.60	14.70
	Poll Tax Fees.....	108.68	48.60	248.34	54.51	183.00	54.00	60.81	37.79
TO									
	General Revenue Fund.....	366.91	171.24	834.84	181.39	516.23	178.35	210.06	127.13
	Available School Fund.....	735.40	342.47	1,672.24	362.78	1,033.25	356.69	420.10	254.25
	Total Debits.....	66,337.91	100,479.84	105,807.83	29,547.61	949,470.69	30,087.20	53,371.50	21,968.23
	Total Credits.....	34,946.99	22,906.50	60,902.19	10,748.24	356,767.84	8,395.91	22,942.95	6,729.96
	Total Net Collections.....	\$ 31,390.92	\$ 77,573.34	\$ 44,905.64	\$ 18,799.37	\$ 592,702.85	\$ 21,691.29	\$ 30,428.55	\$ 15,238.27
TO									
	College Building Fund.....	3,571.52	5,327.14	4,699.82	1,264.52	55,399.32	1,468.89	2,048.06	1,019.77
	General Revenue Fund.....	383.16	32,283.01	3,665.97	7,784.63	125,449.69	8,977.76	12,636.74	6,322.63
	Available School Fund.....	25,961.71	37,800.36	34,646.58	9,239.81	389,583.07	10,655.30	14,897.14	7,470.16
	Confederate Pension Fund.....	1,474.53	2,162.83	1,893.27	510.41	22,270.77	589.34	846.61	425.71

Cr.	Commissions Paid:								
	Collector for Collecting.....	32.17	17.70	25.25	42.36	32.68	32.34	37.84	5.68
	Article 7331.....		.38				.17	.60	
	Collector for Assessing.....	38.10	27.10	35.75	53.90	37.85	38.25	31.20	7.10
	Poll Tax Fees.....	97.97	69.69	92.01	138.75	97.33	98.74	80.49	18.64
TO	General Revenue Fund.....	324.91	235.21	304.79	460.24	322.54	327.15	265.96	60.53
	Available School Fund.....	649.85	470.42	612.70	921.25	645.10	654.31	531.91	121.05
	Total Debits.....	63,601.46	200,951.01	95,450.45	57,341.34	52,414.05	46,574.84	30,515.95	65,346.86
	Total Credits.....	15,531.42	34,729.34	48,019.90	21,912.31	11,598.34	13,012.28	9,772.55	18,692.28
	Total Net Collections.....	\$ 48,070.04	\$ 166,221.67	\$ 47,430.55	\$ 35,429.03	\$ 40,815.71	\$ 33,562.56	\$ 20,743.40	\$ 46,654.58
TO	College Building Fund.....	3,270.54	11,478.83	4,020.44	2,360.39	2,751.48	2,258.69	1,379.25	3,209.86
	General Revenue Fund.....	19,937.70	69,201.44	12,525.88	14,624.47	16,924.33	13,898.12	8,581.74	19,396.51
	Available School Fund.....	23,552.99	80,935.08	29,198.11	17,492.65	20,015.95	16,496.95	10,221.44	22,745.29
	Confederate Pension Fund.....	1,308.81	4,606.32	1,686.12	951.52	1,123.95	908.80	560.97	1,302.92

TABLE NO. 87—Continued

EX-TAX ASSESSOR-COLLECTORS' ACCOUNTS FOR 1950

Showing the kinds of State Charges, Credits allowed, Expense to the State for Assessing and Collecting and Proration of Net Amounts to The College Building Fund, General Revenue Fund, Available School Fund and Confederate Pension Fund.

	Eastland	Edwards	Erath	Fannin	Franklin	Frio	Garza	Gillespie
AD VALOREM:								
DR. Charged on 1950 Rolls.....	\$ 127,866.78	\$ 46,913.23	\$ 55,241.65	\$ 85,645.35	\$ 59,727.69	\$ 52,314.09	\$ 64,577.26	\$ 45,726.28
Supplemental Assessments.....	232.11	43.20	157.11	592.91	130.34	524.75
Insolvent Collections.....	37.37	163.22	196.49	686.50	35.56	14.40	25.99
Delinquent Collections.....	703.08	409.82	865.63	2,172.65	303.81	398.03	150.56	113.27
Penalty and Interest.....	104.65	152.22	214.27	1,129.20	50.01	119.99	54.79	28.35
Sundry Debits.....75	732.10	6.29	7.99
Cr. Commissions Paid:								
Collector for Collecting.....	2,612.44	1,388.98	1,484.88	1,684.56	1,656.35	1,402.74	1,764.92	1,267.08
Article 7331.....	40.16	25.91	52.75	149.21	17.47	25.81	10.26	6.92
Collector for Assessing.....	7.61	1.20	5.31	19.81	.04	4.21	15.94
Assessor for Assessing.....	4,224.12	1,553.85	2,458.78	3,478.88	1,980.47	1,802.85	2,076.03	2,096.96
Discount.....	2,903.75	1,104.45	1,225.31	1,303.80	1,591.73	1,134.15	1,653.64	994.08
Sundry Credits.....	662.19	4.12
Uncollected Taxes 1950 Rolls.....	25,250.92	6,872.52	10,742.84	34,241.36	5,454.41	11,544.60	5,403.16	9,920.20
Article 7335.....	85.92	57.34	106.92	392.74	52.27
State Aid.....
Balance due State.....	.17	43.11	74.90
TO College Building Fund.....	6,512.69	2,530.45	2,805.98	3,263.52	3,426.78	2,561.12	3,770.79	2,192.74
General Revenue Fund.....	39,084.61	15,282.09	16,908.28	20,431.77	20,566.96	15,451.92	22,659.97	13,166.79
Available School Fund.....	45,612.81	17,789.73	19,744.02	23,760.62	23,994.32	18,015.86	26,443.38	15,369.81
Confederate Pension Fund.....	2,608.79	1,032.81	1,140.08	1,495.35	1,372.15	1,039.88	1,517.26	879.31
STATE POLL TAX:								
DR. Supplemental Assessments.....	1,131.50	349.50	1,254.00	1,546.00	780.00	477.00	579.00	2,516.50
Insolvent Collections.....
Delinquent Collections.....	180.52	1.50	10.50	3.00

Cr.	Commissions Paid:								
	Collector for Collecting	25.98	11.24	34.34	43.60	20.66	12.79	11.88	82.90
	Article 7331				9.03		.08	.53	.15
	Collector for Assessing	37.75	11.65	41.80	51.55	26.00	15.90	19.30	84.00
	Poll Tax Fees	97.11	34.95	108.00	132.58	66.85	41.14	49.76	219.23
TO	General Revenue Fund	323.03	97.22	356.62	496.32	222.17	136.20	169.34	709.26
	Available School Fund	647.63	194.44	713.24	993.44	444.32	272.39	338.69	1,423.96
	Total Debits	130,075.49	48,031.94	57,929.15	92,685.23	60,897.07	53,461.64	65,904.85	48,413.39
	Total Credits	35,285.93	11,105.20	16,260.93	42,244.21	10,870.37	15,984.27	11,005.42	14,671.52
	Total Net Collections	\$ 94,789.56	\$ 36,926.74	\$ 41,668.22	\$ 50,441.02	\$ 50,026.70	\$ 37,477.37	\$ 54,899.43	\$ 33,741.87
TO	College Building Fund	6,512.69	2,530.45	2,805.98	3,263.52	3,426.78	2,561.12	3,770.79	2,192.74
	General Revenue Fund	39,407.64	15,379.31	17,264.90	20,928.09	20,789.13	15,588.12	22,829.31	13,876.05
	Available School Fund	46,260.44	17,984.17	20,457.26	24,754.06	24,438.64	18,288.25	26,782.07	16,793.77
	Confederate Pension Fund	2,608.79	1,032.81	1,140.08	1,495.35	1,372.15	1,039.88	1,517.26	879.31

TABLE NO. 87—Continued
EX-TAX ASSESSOR-COLLECTORS' ACCOUNTS FOR 1950

Showing the kinds of State Charges, Credits allowed, Expense to the State for Assessing and Collecting and Proration of Net Amounts to The College Building Fund, General Revenue Fund, Available School Fund and Confederate Pension Fund.

	Hamilton	Hockley	Hood	Hopkins	Jack	Jasper	Kent	Lamar
AD VALOREM:								
DR. Charged on 1950 Rolls	\$ 41,393.14	\$ 356,918.32	\$ 22,569.53	\$ 67,648.41	\$ 88,884.91	\$ 60,632.19	\$ 29,311.54	\$ 122,800.71
Supplemental Assessments	127.67	16.70	319.06	116.98	59.45	164.37	53.35	164.66
Insolvent Collections	1.80	232.22	31.61	7.56	59.29	15.84	7.70	38.27
Delinquent Collections	595.71	498.68	161.11	361.07	592.82	3,033.91	68.17	3,422.18
Penalty and Interest	131.47	210.62	65.15	82.18	156.92	250.02	39.25	1,919.05
Sundry Debits	6.38		723.22	45.22			5.76	.22
Cr. Commissions Paid:								
Collector for Collecting	1,145.30	7,001.36	707.92	1,619.33	2,003.08	1,567.08	1,014.25	2,433.24
Article 7331	36.35	31.93	11.17	22.11	37.09	164.10	5.32	266.88
Collector for Assessing	6.20	.77	13.58	6.94	1.79	4.91	1.62	5.16
Assessor for Assessing	1,954.67	9,344.61	939.50	2,639.93	2,779.87	2,099.51	1,097.27	4,584.43
Discount	698.13	9,648.58	370.17	1,454.61	1,957.70	1,331.01	599.52	2,476.37
Sundry Credits			693.89		28.57		5.76	
Uncollected Taxes 1950 Rolls	14,286.61	28,120.34	8,630.94	15,271.21	17,497.18	14,296.30	7,726.72	33,801.66
Article 7335								523.07
State Aid								
Balance due State	3.11			44.80		.23		4.53
TO College Building Fund	1,662.29	21,063.55	859.71	3,272.19	4,531.75	3,067.73	1,315.46	5,623.50
General Revenue Fund	10,049.41	126,544.77	5,181.07	19,649.75	27,270.56	18,587.47	7,942.58	35,156.33
Available School Fund	11,730.32	147,667.99	6,059.97	22,963.63	31,815.87	21,715.15	9,244.77	40,911.67
Confederate Pension Fund	683.78	8,452.64	351.76	1,316.92	1,829.93	1,262.84	532.50	2,558.25
STATE POLL TAX:								
DR. Supplemental Assessments	1,396.50	1,267.50	343.50	1,515.00	561.00	522.00	376.50	1,763.50
Insolvent Collections								94.13
Delinquent Collections			16.50		7.50			

Cr.	Commissions Paid:								
	Collector for Collecting.....	27.93	26.14	17.97	40.78	14.26	12.74	16.36	45.25
	Article 7331.....			.83		.38			4.71
	Collector for Assessing.....	46.55	42.25	11.45	50.50	18.75	17.45	12.55	59.00
	Poll Tax Fees.....	119.70	127.05	29.44	129.86	48.54	45.32	32.40	165.36
TO	General Revenue Fund.....	400.77	357.35	100.10	431.28	161.41	148.05	105.07	524.39
	Available School Fund.....	801.55	714.71	200.21	862.58	325.16	298.44	210.12	1,058.92
	Total Debits.....	43,652.67	359,144.04	24,229.68	69,776.42	90,321.89	64,618.33	29,862.27	130,202.72
	Total Credits.....	18,324.55	54,343.03	11,476.86	21,280.07	24,387.21	19,538.65	10,511.77	44,369.66
	Total Net Collections.....	\$ 25,328.12	\$ 304,801.01	\$ 12,752.82	\$ 48,496.35	\$ 65,934.68	\$ 45,079.68	\$ 19,350.50	\$ 85,833.06
TO	College Building Fund.....	1,662.29	21,063.55	859.71	3,272.19	4,531.75	3,067.73	1,315.46	5,623.50
	General Revenue Fund.....	10,450.18	126,902.12	5,281.17	20,081.03	27,431.97	18,735.52	8,047.65	35,680.72
	Available School Fund.....	12,531.87	148,382.70	6,260.18	23,826.21	32,141.03	22,013.59	9,454.89	41,970.59
	Confederate Pension Fund.....	683.78	8,452.64	351.76	1,316.92	1,829.93	1,262.84	532.50	2,558.25

Cr. Commissions Paid:									
	Collector for Collecting.....	27.48	32.50	25.12	45.00	30.88	14.90	16.37	7.63
	Article 7331.....	.30							
	Collector for Assessing.....	26.50	41.80	11.50	29.35	41.90	21.60	24.20	7.95
	Poll Tax Fees.....	68.14	108.19	29.57	75.47	108.28	55.54	76.11	20.44
TO General Revenue Fund.....									
	Available School Fund.....	226.20	353.33	92.93	250.06	358.22	185.32	203.11	67.50
		452.38	713.68	185.88	500.12	717.22	370.64	406.21	134.98
	Total Debits.....	39,318.84	76,950.31	27,191.75	27,869.37	73,241.67	145,112.85	147,783.78	36,074.58
	Total Credits.....	14,325.83	31,124.99	9,839.41	10,312.01	14,085.34	39,065.34	17,433.48	8,741.38
	Total Net Collections.....	\$ 24,993.01	\$ 45,825.32	\$ 17,352.34	\$ 17,557.36	\$ 59,156.33	\$ 106,047.51	\$ 130,350.30	\$ 27,333.20
TO College Building Fund.....									
	General Revenue Fund.....	1,665.66	3,107.20	1,185.84	1,162.73	4,018.66	7,275.32	8,999.52	1,883.33
	Available School Fund.....	10,369.70	18,998.35	7,205.02	7,245.79	24,555.92	44,177.09	54,260.25	11,368.86
	Confederate Pension Fund.....	12,259.93	22,476.20	8,487.09	8,679.68	28,951.49	51,614.50	63,477.36	13,326.72
		697.72	1,243.57	474.39	469.16	1,630.26	2,980.60	3,613.17	754.29

TABLE NO. 87—Continued

EX-TAX ASSESSOR-COLLECTORS' ACCOUNTS FOR 1950

Showing the kinds of State Charges, Credits allowed, Expense to the State for Assessing and Collecting and Proration of Net Amounts to The College Building Fund, General Revenue Fund, Available School Fund and Confederate Pension Fund.

	Parker	Presidio	Rains	Randall	Real	Reeves	Sabine	San Augustine
AD VALOREM:								
DR. Charged on 1950 Rolls	\$ 78,605.84	\$ 48,921.46	\$ 9,668.53	\$ 58,921.35	\$ 10,788.66	\$ 77,771.35	\$ 18,384.54	\$ 21,561.38
Supplemental Assessments	73.41	147.87	9.87	591.92	59.11	135.22	.72	65.32
Insolvent Collections	38.34	1.11	3.78	1.44	416.32	145.13	777.64	297.67
Delinquent Collections	1,350.86	407.43	296.68	881.39	45.99	1,500.01	39.97	297.67
Penalty and Interest	251.00	204.64	126.05	214.87	7.85	5.09	30.96	5.31
Sundry Debits	.73		1.24	123.54	.02			
Cr. Commissions Paid:								
Collector for Collecting	1,685.00	1,411.21	367.29	1,538.49	499.13	1,715.13	755.33	837.43
Article 7331	79.83	30.58	21.11	54.80	2.67	220.90	9.26	53.77
Collector for Assessing	2.38	4.40	.27	32.29	1.64	4.36	.06	2.93
Assessor for Assessing		1,684.43	502.88	2,431.85	416.94	2,478.23	765.85	974.79
Discount	1,494.42	1,158.52	188.46	1,297.86	256.72	1,309.75	447.04	456.29
Sundry Credits	67.21	35.36	25.16	49.96		96.50		20.89
Uncollected Taxes 1950 Rolls	24,489.26	7,505.58	2,570.50	11,856.18	661.97	25,693.28	3,015.05	5,343.76
Article 7335			56.57			627.43		
State Aid								
Balance due State								
TO College Building Fund	3,634.40	2,605.84	431.80	3,001.82	628.96	3,352.43	939.64	1,012.26
General Revenue Fund	21,830.06	15,786.57	2,650.03	18,083.96	3,776.90	21,140.09	5,670.23	6,231.46
Available School Fund	25,564.76	18,385.71	3,103.64	21,163.74	4,404.77	24,623.60	6,616.74	7,323.96
Confederate Pension Fund	1,472.86	1,074.31	188.44	1,223.56	251.93	1,551.88	382.12	449.78
STATE POLL TAX:								
DR. Supplemental Assessments	984.00	825.00	325.50	1,293.50	753.00	295.50	540.00	577.00
Insolvent Collections								
Delinquent Collections		13.50			7.50			

Cr.	Commissions Paid:								
	Collector for Collecting.....	21.40	25.93	16.28	38.14	37.67	6.89	26.70	28.86
	Article 7331.....		.68		.38				
	Collector for Assessing.....	32.80	27.50	10.85	43.15	25.15	9.85	18.00	19.25
	Poll Tax Fees.....	84.34	70.97	27.90	111.64	65.12	25.71	46.41	50.55
TO	General Revenue Fund.....	281.82	237.80	90.15	368.71	208.35	84.35	149.63	159.18
	Available School Fund.....	563.64	475.62	180.32	738.98	416.71	168.70	299.26	319.10
	Total Debits.....	81,304.18	50,521.01	10,431.65	62,035.51	11,654.63	83,109.08	19,141.32	23,284.32
	Total Credits.....	27,956.64	11,955.16	3,787.27	17,454.74	1,967.01	32,188.03	5,083.70	7,788.52
	Total Net Collections.....	\$ 53,347.54	\$ 38,565.85	\$ 6,644.38	\$ 44,580.77	\$ 9,687.62	\$ 50,921.05	\$ 14,057.62	\$ 15,495.80
TO	College Building Fund.....	3,634.40	2,605.84	431.80	3,001.82	628.96	3,352.43	939.64	1,012.26
	General Revenue Fund.....	22,111.88	16,024.37	2,740.18	18,452.67	3,985.25	21,224.44	5,819.86	6,390.64
	Available School Fund.....	26,128.40	18,861.33	3,283.96	21,902.72	4,821.48	24,792.30	6,916.00	7,643.12
	Confederate Pension Fund.....	1,472.86	1,074.31	188.44	1,223.56	251.93	1,551.88	382.12	449.78

TABLE NO. 87—Continued

EX-TAX ASSESSOR-COLLECTORS' ACCOUNTS FOR 1950

Showing the kinds of State Charges, Credits allowed, Expense to the State for Assessing and Collecting and Proration of Net Amounts to The College Building Fund, General Revenue Fund, Available School Fund and Confederate Pension Fund.

	Scurry	Shelby	Stonewall	Throckmorton	Tyler	Upshur	Van Zandt	Ward
AD VALOREM:								
DR. Charged on 1950 Rolls.....	\$ 348,282.88	\$ 40,711.91	\$ 31,752.58	\$ 75,039.28	\$ 60,871.91	\$ 145,047.00	\$ 187,365.58	\$ 169,621.05
Supplemental Assessments.....	35.05	114.24	145.14	15.80	10.62	159.50	79.63	32.11
Insolvent Collections.....	11.93	1.44	30.08	103.29			3.60	74.78
Delinquent Collections.....	347.60	1,576.36	611.54	183.36	370.68	1,258.15	1,114.43	1,011.98
Penalty and Interest.....	269.19	953.47	403.34	36.59	147.54	604.54	310.26	510.27
Sundry Debits.....	62.13	30.53				41.34		4.14
Cr. Commissions Paid:								
Collector for Collecting.....	6,809.14	1,262.39	1,104.11	1,944.69	1,565.45	3,090.81	3,771.23	3,436.99
Article 7331.....	30.73	126.48	50.53	10.37	25.91	93.13	72.34	66.14
Collector for Assessing.....	1.06	5.08	4.14	56	32	12.70	3.02	.87
Assessor for Assessing.....	9,093.26	1,823.87	1,269.95	2,408.38	1,969.27	4,145.40	5,526.47	4,687.50
Discount.....	9,264.51	898.24	676.68	1,985.53	1,382.42	3,721.92	4,659.80	4,164.90
Sundry Credits.....	49.85	27.36	78.89			5.08		.05
Uncollected Taxes 1950 Rolls.....	29,150.67	9,013.23	6,690.32	5,969.19	11,729.74	18,796.21	25,615.48	25,234.74
Article 7335.....		386.72				270.58	173.07	158.91
State Aid.....								
Balance due State.....		.97				44.63	.80	
TO College Building Fund.....	20,426.44	1,964.04	1,548.64	4,378.50	3,085.83	8,052.76	10,324.61	9,242.24
General Revenue Fund.....	122,767.51	12,469.93	9,643.29	26,269.58	18,635.86	48,814.59	62,106.36	55,636.41
Available School Fund.....	143,197.56	14,474.41	11,183.24	30,659.54	21,746.60	56,740.82	72,457.34	64,889.42
Confederate Pension Fund.....	8,218.05	935.23	692.89	1,751.98	1,259.35	3,321.90	4,162.98	3,736.16
STATE POLL TAX:								
DR. Supplemental Assessments.....	1,879.50	735.00	568.50	673.50	144.00	502.00	715.50	175.50
Insolvent Collections.....								
Delinquent Collections.....	24.00		19.50				22.50	3.00

Cr.	Commissions Paid:								
	Collector for Collecting	39.56	21.23	19.16	17.25	3.20	10.95	15.35	3.67
	Article 7331	1.20		.98					.15
	Collector for Assessing	62.65	24.50	18.95	22.45	4.80	16.75	23.85	5.85
	Poll Tax Fees	171.00	63.00	48.73	57.73	12.34	43.22	61.33	15.04
TO	General Revenue Fund	543.03	208.76	166.73	192.02	41.22	143.43	212.48	51.26
	Available School Fund	1,086.06	417.51	333.45	384.05	82.44	287.65	424.99	102.53
	Total Debits	350,912.28	44,122.95	33,530.68	76,051.82	61,544.75	147,612.53	189,611.50	171,432.83
	Total Credits	54,673.63	13,653.07	9,962.44	12,416.15	16,693.45	30,251.38	39,922.74	37,774.81
	Total Net Collections	\$ 296,238.65	\$ 30,469.88	\$ 23,568.24	\$ 63,635.67	\$ 44,851.30	\$ 117,361.15	\$ 149,688.76	\$ 133,658.02
TO	College Building Fund	20,426.44	1,964.04	1,548.64	4,378.50	3,085.83	8,052.76	10,324.61	9,242.24
	General Revenue Fund	123,310.54	12,678.69	9,810.02	26,461.60	18,677.08	48,958.02	62,318.84	55,687.67
	Available School Fund	144,283.62	14,891.92	11,516.69	31,043.59	21,829.04	57,028.47	72,882.33	64,991.95
	Confederate Pension Fund	8,218.05	935.23	692.89	1,751.98	1,259.35	3,321.90	4,162.98	3,736.16

TABLE NO. 87—Continued

EX-TAX ASSESSOR-COLLECTORS' ACCOUNTS FOR 1950

Showing the kinds of State Charges, Credits allowed, Expense to the State for Assessing and Collecting and Proration of Net Amounts to The College Building Fund, General Revenue Fund, Available School Fund and Confederate Pension Fund.

	Wheeler	Winkler	Yoakum	Jim Hogg	Johnson	Total
AD VALOREM:						
DR. Charged on 1950 Rolls	\$ 68,807.24	\$ 333,325.68	\$ 303,205.29			\$ 5,911,640.55
Supplemental Assessments	90.71	2.05	122.79	\$ 2.48	\$.65	7,424.37
Insolvent Collections72	127.69	102.25	26.90	6.99	3,670.98
Delinquent Collections	497.51	590.58	250.31	162.36	663.87	44,183.79
Penalty and Interest	120.53	97.47	84.19	100.46	316.07	16,379.20
Sundry Debits	3.71		125.09	207.58	98.29	3,023.43
Cr. Commissions Paid:						
Collector for Collecting	1,713.87	6,856.85	6,183.58	6.32	19.75	133,221.87
Article 7331	30.90	33.67	15.73	12.89	48.96	2,962.42
Collector for Assessing	2.95	.06	3.41	.03		265.62
Assessor for Assessing	2,286.70	8,510.90	7,763.32			178,977.55
Discount	1,618.56	9,530.50	8,519.33			143,651.78
Sundry Credits	4.19		248.82		28.84	5,832.53
Uncollected Taxes 1950 Rolls	11,926.98	11,774.83	16,045.45			871,601.71
State Aid				77.09		3,730.68
Balance due State	1.02		2.03	204.49	69.45	271,420.56
TO College Building Fund	3,595.54	20,653.57	18,402.54	3.48	25.05	320,597.42
General Revenue Fund	21,627.57	123,921.24	110,458.05	46.95	393.70	1,666,045.28
Available School Fund	25,260.06	144,597.40	128,878.99	128.35	436.84	2,255,598.09
Confederate Pension Fund	1,452.08	8,264.45	7,368.67	20.18	63.28	130,402.37
STATE POLL TAX:						
DR. Supplemental Assessments	951.00	115.50	334.50			51,918.00
Insolvent Collections						19.50
Delinquent Collections			10.50	15.00		623.88

Cr.	Commissions Paid:							
	Collector for Collecting.....	24.57	2.22	7.32	.57			1,475.04
	Article 7331.....			.53	.75			30.14
	Collector for Assessing.....	31.70	3.85	11.15				1,731.55
	Poll Tax Fees.....	81.77	10.03	28.67				4,553.88
TO	General Revenue Fund.....	270.98	33.14	99.11	4.56			14,909.44
	Available School Fund.....	541.98	66.26	198.22	9.12			29,861.33
	Total Debits.....	70,471.42	334,258.97	304,234.92	514.78	1,085.87		6,038,883.70
	Total Credits.....	17,723.21	36,722.91	38,829.34	302.14	167.00		1,621,469.77
	Total Net Collections.....	\$ 52,748.21	\$ 297,536.06	\$ 265,405.58	\$ 212.64	\$ 918.87		\$ 4,417,413.93
TO	College Building Fund.....	3,595.54	20,653.57	18,402.54	3.48	25.05		320,597.42
	General Revenue Fund.....	21,898.55	123,954.38	110,557.16	51.51	393.70		1,680,954.72
	Available School Fund.....	25,802.04	144,663.66	129,077.21	137.47	436.84		2,285,459.42
	Confederate Pension Fund.....	1,452.08	8,264.45	7,368.67	20.18	63.28		130,402.37

TABLE NO. 88

SUMMARY OF TAX COLLECTORS' ACCOUNTS FOR 1950

	Collectors Table No. 86	Ex-Collectors Table No. 87	Total
AD VALOREM:			
Charged on 1950 Rolls	\$38,175,287.50	\$ 5,911,640.55	\$*43,215,326.34
Supplemental Assessments	89,066.11	7,424.37	96,490.48
Insolvent Collections	98,415.70	3,670.98	102,086.68
Delinquent Collections	657,863.75	44,183.79	702,047.54
Penalty and Interest	263,967.91	16,379.20	280,347.11
Miscellaneous Debits	489,697.01	3,023.43	492,720.44
Total Debits	\$39,774,297.98	\$ 5,986,322.32	\$44,889,018.49
DEDUCTIONS:			
Errors in Assessment	\$ 780,188.85	\$ 780,188.85
Insolvent List	729,896.94	729,896.94
Delinquent List	1,734,701.24	1,734,701.24
Commissions Paid:			
Assessor for Assessing	1,039,928.21	\$ 178,977.55	1,218,905.76
Collector for Assessing	2,862.93	265.62	3,128.55
Collector for Collecting	816,035.50	133,221.87	949,257.37
On Delinquent Payments:			
Article 7331	43,706.23	2,962.42	46,668.65
Article 7335	45,717.31	3,730.68	49,447.99
Discounts	838,704.96	143,651.78	982,356.74
Miscellaneous Credits	75,588.32	5,832.53	81,420.85
Tax Remissions	3,511,886.73	271,420.56	3,783,307.29
Balance due State	638,448.54	2,014.44	640,462.98
Uncollected Taxes 1950 Rolls	*\$71,601.71
Total Credits	\$10,257,665.76	\$ 1,613,679.16	\$10,999,743.21
Net Ad Valorem Tax	\$29,516,632.22	\$ 4,372,643.16	\$33,889,275.28
POLL TAX:			
Supplemental Assessments	\$ 1,732,636.50	\$ 51,918.00	\$ 1,784,554.50
Insolvent Collections	109.50	19.50	129.00
Delinquent Collections	5,986.28	623.88	6,610.16
Total Debits	\$ 1,738,732.28	\$ 52,561.38	\$ 1,791,293.66
DEDUCTIONS:			
Commissions Paid:			
Collector for Collecting	\$ 36,205.42	\$ 1,475.04	\$ 37,680.46
Article 7331	289.94	30.14	320.08
Collector for Assessing	57,805.75	1,731.55	59,537.30
Poll Tax Fees	165,836.02	4,553.88	170,389.90
Total Credits	\$ 260,137.13	\$ 7,790.61	\$ 267,927.74
Net Poll Tax	\$ 1,478,595.15	\$ 44,770.77	\$ 1,523,365.92
Depository Interest	\$ 195.15	\$ 195.15
TOTAL NET COLLECTIONS	\$30,995,422.52	\$ 4,417,413.93	\$35,412,836.45

*Duplication eliminated in total.

TABLE NO. 89

Summary Showing the Net Current Levy for 1950 and the Percentage of Delinquency and Collections in Ad Valorem Taxes at the Close of the Year Ending June 30, 1951

	Amount	Percentage
AD VALOREM:		
Charged on 1950 Rolls	\$43,215,326.34	
Supplemental Assessments	96,490.48	
	<u>\$43,311,816.82</u>	
Less: Errors in Assessments	780,188.85	
Net Total Levy	<u>\$44,092,005.67</u>	100.00%
Less:		
Insolvent List	\$ 729,896.94	
Delinquent List	1,734,701.24	
	<u>\$ 2,464,598.18</u>	5.59%
Amount Collected	<u>\$41,627,407.49</u>	94.41%

TABLE NO. 90

Showing State Tax Rate for the Years 1907-1951, Inclusive, and the Total Value of Property Assessed Each Year

Year	Rate of Tax				Total Valuation	Total Valuation for State Use
	General Revenue	Available School	Confederate Pensions	College Building		
1907	\$.12 1/2	\$.20			\$1,635,297,115	
1908	.06 1/4	.16 2/3			2,174,122,480	
1909	.05	.16 2/3			2,300,803,626	
1910	.04	.16 2/3			2,388,500,124	
1911	.12 1/2	.16 2/3			2,515,632,745	
1912	.10	.16 2/3			2,532,710,050	
1913	.23	.17	\$.05		2,680,907,991	
1914	.12 1/2	.20	.05		2,743,078,976	
1915	.30	.20	.05		2,755,171,793	
1916	.20	.20	.05		2,748,310,775	
1917	.35	.20	.05		2,871,442,269	
1918	.30	.20	.05		3,012,819,287	
1919	.35	.35	.05		3,200,295,295	
1920	.22	.35	.05		3,390,953,149	
1921	.22	.35	.05		3,455,360,089	
1922	.35	.35	.05		3,242,266,587	
1923	.35	.35	.05		3,423,103,371	
1924	.35	.35	.05		3,419,091,814	
1925	.35	.35	.07		3,526,581,523	
1926	.23	.35	.07		3,644,823,070	
1927	.25	.35	.07		3,899,958,777	
1928	.22	.35	.07		3,961,426,097	
1929	.30	.31	.07		4,210,105,462	
1930	.27	.35	.07		4,328,212,712	
1931	.32	.35	.07		4,241,682,299	
1932	.27	.35	.07		3,962,841,346	
1933	.35	.35	.07		3,764,139,512	\$3,198,117,451
1934	.35	.35	.07		3,797,562,169	3,207,089,642
1935	.35	.20	.07		3,800,046,096	3,191,608,321
1936	.35	.20	.07		3,856,838,697	3,247,532,305
1937	.35	.07	.07		4,058,093,921	3,423,408,761
1938	.35	.07	.07		4,145,625,416	3,497,875,883
1939	.35	.35	.07		4,213,395,437	3,546,383,311
1940	.35	.27	.07		4,273,321,619	3,580,407,685
1941	.35	.16	.07		4,446,949,546	3,718,023,450
1942	.35	.33	.07		4,602,438,557	3,859,999,128
1943	.35	.10	.02		4,676,337,873	3,911,517,620
1944	.35	.18	.02		4,814,280,482	4,030,554,143
1945	.35	.35	.02		4,983,270,005	4,168,149,237
1946		.35	.02		5,123,583,409	4,290,276,993
1947	.35	.35	.02		5,629,589,189	4,726,788,006
1948		.35	.02	.05	6,101,923,330	5,149,071,626
1949	.30	.35	.02	.05	6,735,553,892	5,686,915,926
1950	.30	.35	.02	.05	7,160,058,064	6,005,732,164
1951		.35	.02	.05	7,897,253,947	6,644,865,700

*Prior to the Homestead Exemption Amendment, the State used the total Value of the County rolls.

TABLE NO. 91

Property Assessed for Taxation as shown by 1951 Tax Rolls

	Anderson	Andrews	Angelina	Ataracas
Land Assessed in Acres.....	\$15,501,090	\$40,751,920	\$ 5,572,700	\$ 7,456,813
Town Lots.....	6,442,325	507,250	5,945,820	1,647,521
Horses and Mules.....	5,000		5,000	1,335
Cattle.....	800,000		75,000	106,710
Jacks and Jennets.....	200		200	
Sheep.....	200		1,000	256
Goats.....	5,000		1,000	
Hogs.....	20,000		25,000	110
Dogs.....	2,250		500	
Vehicles.....	100,000		750,000	245,220
Goods and Merchandise.....	400,000	2,339,030	1,500,000	87,740
Materials and Manufactured Articles.....	80,000		2,150,000	137,950
Manufacturer's Tools and Implements.....	350,000		1,275,000	16,795
Steam Engines and Boilers.....	100,000		21,000	
Money and Credits of Banks and Bankers.....	100			
Money on Hand or on Deposit.....	1,355			
Credits of Others Than Banks.....				
Stocks and Bonds.....				
Shares of Capital Stock Companies.....				
Property of Companies and Corporations.....	410,000		1,343,960	
Miscellaneous Property.....	969,355		212,340	360,230
State and National Banks.....	346,310		163,500	23,500
Railroads Assessed in Miles.....	955,320		866,390	39,360
Rolling Stock.....	186,710		205,650	30,580
Intangible Value (Railroads).....	18,240		116,220	7,570
Street Railways and Interurbans.....				
Telephone and Telegraph Lines.....	72,295	21,900	427,960	1,880
Steam and Other Vessels.....	360			
Pipe Lines.....	1,130,250	1,150,350	1,217,880	162,225
Intangible Value (Pipe Lines).....	229,650	285,730	363,540	39,710
Intangible Value (Trucks and Buses).....	77,600	70,660	107,530	27,250
Total Value.....	\$28,203,610	\$45,226,840	\$22,346,280	\$10,392,754
Total Value for State.....	\$21,936,700	\$42,728,635	\$17,048,790	\$ 9,761,729
State Tax.....	\$ 92,135.21	\$ 179,459.40	\$ 71,603.59	\$ 70,274.36
Supplemental Value for Back Years.....				
Supplemental Tax for Back Years.....				
Number Acres.....	699,041	948,034	503,694	131,025
Number of Horses and Mules.....	250		1,200	79
Number Cattle.....	20,000		28,300	4,986
Number Jacks and Jennets.....	10		8	
Number Sheep.....	100		200	58
Number Goats.....	2,500		500	
Number Hogs.....	4,000		12,500	31
Number Dogs.....	15		10	
Number Vehicles.....			13,500	476
Number Miles Railroads.....	58.74		111.33	9.84
Average Value of Land.....	\$ 10.00	\$ 42.98	\$ 7.96	\$ 5.68
Rate of County Tax.....	1.25	1.30	.87	1.45

REPORT OF COMPTROLLER

Archer	Armstrong	Atascosa	Austin	Bailey	Bandera	Pastrop	Baylor
\$11,887,560	\$2,142,886	\$17,764,445	\$13,656,640	\$6,403,491	\$2,244,271	\$4,941,630	\$4,847,889
467,720	324,730	1,798,185	1,670,730	1,645,444	842,148	2,990,170	1,407,557
10,600	12,270	64,250	51,940	3,200	11,522	5,000	27,300
260,100	644,145	792,000	806,690	184,500	208,933	600,000	703,000
					100		
800	1,412	1,550	380		125,299	1,500	900
		900	10		96,456	900	
400	1,951	10,600	6,570	17,500	1,200	3,000	11,000
		625	240		360		300
340,600	388,088	737,500	1,690,380	420,000	398,840	750,000	900,100
95,650	68,596	562,540	450,950		112,161	300,000	431,200
		65,150				5,000	
	382,570	44,610	381,720	627,883	87,735	100,000	190,000
		62,340				1,000	
	23,952		20,020		5,965		
	529		38,800			2,000	8,186
	53,290						
333,720	83,864	257,605	320,960	15,000	11,287	821,510	23,885
7,500	32,000	84,000	370,350	33,333	37,500	101,024	20,000
153,950	252,340	293,100	817,090	150,000		983,330	241,245
6,880	79,237	12,230	172,030	28,040		179,360	190
8,160	168,790	23,800	153,850	45,260		83,390	9,020
149,380	26,000	343,180	302,600	77,075	105,040	195,500	246,160
811,120		688,895	627,960	119,595	249,520	345,680	281,360
412,560		165,040	167,590		76,630	140,210	127,380
85,380	33,080	75,340	88,620	20,030	25,780	75,380	57,600
\$15,032,080	\$4,719,730	\$23,847,885	\$21,796,120	\$9,790,351	\$4,640,747	\$12,625,584	\$9,534,272
\$14,428,340	\$4,279,037	\$21,239,530	\$17,014,060	\$8,149,801	\$4,145,695	\$8,963,294	\$7,947,139
\$ 60,594.39	\$ 17,971.92	\$ 89,214.06	\$ 122,500.52	\$ 34,230.03	\$ 17,412.61	\$ 37,646.34	\$ 33,377.95
567,998	581,139	771,695	403,920	536,042	504,054	539,536	666,328
510	486	2,570	2,657	160	815	500	1,800
27,360	20,233	31,680	27,103	6,150	7,010	20,000	32,000
400	571	310	272		20		150
		450	2		35,075	300	
20	374	1,060	1,628	1,750	120	1,000	1,250
		25	7		6		15
1,620	857	2,950	6,212	1,600	1,055	4,000	3,500
54.31	32.56	94.80	90.23	19.68		94.38	35.74
\$ 20.51	\$ 3.69	\$ 23.02	\$ 95.20	\$ 11.95	\$ 4.45	\$ 9.16	\$ 7.27
1.51	1.16	1.06	.85	1.45	1.10	.80	.97

REPORT OF COMPTROLLER

TABLE NO. 91—Continued

Property Assessed for Taxation as shown by 1951 Tax Rolls

	Bee	Bell	Bexar	Blanco
Land Assessed in Acres.....	\$10,909,865	\$10,373,800	\$17,594,430	\$ 2,058,220
Town Lots.....	2,552,205	11,380,179	210,089,760	373,328
Horses and Mules.....	17,740	200,500	66,280	9,570
Cattle.....	515,935	250,000	754,970	403,480
Jacks and Jennets.....			120	
Sheep.....	610	40,000	60,550	176,530
Goats.....	1,570	5,000	46,060	107,285
Hogs.....	3,690		52,610	2,065
Dogs.....	1,070		80	150
Vehicles.....	907,910	905,000	4,977,100	414,245
Goods and Merchandise.....	478,440	220,000	13,961,400	84,202
Materials and Manufactured Articles.....		255,000	2,840,900	
Manufacturer's Tools and Implements.....	466,140	350,000	6,093,100	26,150
Steam Engines and Boilers.....			1,788,050	
Money and Credits of Banks and Bankers.....			1,036,680	
Money on Hand or on Deposit.....			906,270	83,194
Credits of Others Than Banks.....	2)		2,180,750	
Stocks and Bonds.....	74,800		590,320	
Shares of Capital Stock Companies.....			500,020	
Property of Companies and Corporations.....		479,645	604,490	18,290
Miscellaneous Property.....	2,175,195	1,825,500	4,960,490	24,960
State and National Banks.....	193,790	997,047	5,622,360	17,500
Railroads Assessed in Miles.....	498,240	1,011,980	2,353,090	
Rolling Stock.....	193,580	196,150	428,940	
Intangible Value (Railroads).....	110,320	163,920	292,840	
Street Railways and Interurbans.....				
Telephone and Telegraph Lines.....	265,570		7,228,520	39,740
Steam and Other Vessels.....				
Pipe Lines.....	984,200	2,712,765	603,410	256,015
Intangible Value (Pipe Lines).....	175,570	34,930	24,160	101,990
Intangible Value (Trucks and Buses).....	135,140	207,060	489,430	35,180
Total Value.....	\$20,661,600	\$31,608,476	\$286,147,180	\$ 4,232,094
Total Value for State.....	\$18,568,830	\$19,623,416	\$211,294,730	\$ 3,444,973
State Tax.....	\$ 77,989.12	\$ 82,421.26	\$ 887,438.28	\$ 14,469.46
Supplemental Value for Back Years.....			480,210	
Supplemental Tax for Back Years.....			342,862	
Number Acres.....	551,457	667,779	675,981	444,750
Number of Horses and Mules.....	1,138	9,800	2,340	767
Number Cattle.....	23,591	11,400	24,010	10,706
Number Jacks and Jennets.....			3	
Number Sheep.....	435	20,000	8,810	43,673
Number Goats.....	817	5,000	5,810	34,472
Number Hogs.....	478		3,890	333
Number Dogs.....	31		4	3
Number Vehicles.....	2,303	12,000	15,280	1,270
Number Miles Railroads.....	62.28	99.17	191.48	
Average Value of Land.....	\$ 19.78	\$ 15.20	\$ 26.13	\$ 8.36
Rate of County Tax.....	1.30	.67	.80	.75

TABLE NO. 91—Continued

Property Assessed for Taxation as shown by 1951 Tax Rolls

	Brown	Burleson	Burnet	Caldwell
Land Assessed in Acres.....	\$ 4,757,430	\$ 4,317,079	\$ 3,414,080	\$ 7,944,850
Town Lots.....	7,477,850	1,190,190	1,282,220	2,593,530
Horses and Mules.....	9,180	10,000	20,650	14,200
Cattle.....	570,840	140,000	703,950	585,735
Jacks and Jennets.....				
Sheep.....	65,070		281,710	2,155
Goats.....	27,120	5,000	68,740	
Hogs.....	300		7,460	1,800
Dogs.....			200	500
Vehicles.....	651,600	771,350	644,380	484,520
Goods and Merchandise.....	617,360	165,005	300,400	391,430
Materials and Manufactured Articles.....	207,540	20,000	182,300	
Manufacturer's Tools and Implements.....	311,820	138,660	190,850	390,400
Steam Engines and Boilers.....				27,170
Money and Credits of Banks and Bankers.....		18,000		16,000
Money on Hand or on Deposit.....	2,000		37,000	
Credits of Others Than Banks.....				
Stocks and Bonds.....				
Shares of Capital Stock Companies.....				
Property of Companies and Corporations.....		870,000	10,000	294,045
Miscellaneous Property.....	915,725	113,025	124,960	326,570
State and National Banks.....	119,982	163,470	46,250	406,010
Railroads Assessed in Miles.....	480,235	653,760	360,580	329,835
Rolling Stock.....	89,720	172,770	188,670	67,510
Intangible Value (Railroads).....	164,770	216,125	46,670	68,130
Street Railways and Interurbans.....				
Telephone and Telegraph Lines.....	24,850		62,440	51,100
Steam and Other Vessels.....				
Pipe Lines.....	330,960	8,090	48,750	419,770
Intangible Value (Pipe Lines).....	90,760			129,630
Intangible Value (Trucks and Buses).....	83,960	31,850	24,660	84,650
Total Value.....	\$16,999,072	\$ 9,004,374	\$ 8,046,920	\$14,629,540
Total Value for State.....	\$11,701,052	\$ 6,774,559	\$ 6,119,510	\$11,085,850
State Tax.....	\$ 49,144.45	\$ 48,776.07	\$ 25,701.94	\$ 46,560.57
Supplemental Value for Back Years.....				
Supplemental Tax for Back Years.....				
Number of Acres.....	584,185	460,189	632,211	341,437
Number of Horses and Mules.....	449	2,000	826	947
Number Cattle.....	18,988	60,000	20,550	16,725
Number Jacks and Jennets.....				
Number Sheep.....	21,589		68,904	715
Number Goats.....	13,562	1,000	26,372	
Number Hogs.....	60		1,410	360
Number Dogs.....			4	10
Number Vehicles.....				4,427
Number Miles Railroads.....	68.58	65.49	60.70	35.43
Average Value of Land.....	\$ 8.00	\$ 15.50	\$ 5.40	\$ 16.63
Rate of County Tax.....	1.20	1.45	1.20	.80

REPORT OF COMPTROLLER

Calhoun	Callahan	Cameron	Camp	Carson	Cass	Castro	Chambers
\$12,360,464	\$4,064,964	\$25,378,240	\$2,009,763	\$13,956,499	\$6,023,835	\$4,697,655	\$26,739,315
1,476,378	858,913	19,394,550	1,226,630	627,155	1,696,950	714,085	168,855
5,975	28,750	115,000	17,990	2,500	66,500	1,000
326,260	621,775	100,000	109,208	20,250	173,500	500,000	72,000
10
180	13,000	8,400	4,500	3,500	3,000	100
.....	4,500	8,200	5,000
15	1,600	3,700	2,500	15,780	10,000
205	500	400	250
245,381	661,890	1,283,200	418,100	185,000	653,260	690,000	40,000
188,549	225,470	8,100,000	179,210	160,000	715,860	140,000	42,050
209,780	23,700	24,250
1,972,235	151,520	107,500	32,550	170,000	210,560	953,190	104,500
2,882,200	48,000	32,000	203,080	200,800
.....
.....	3,800
700
.....	3,500
459,233	3,063,040
122,965	429,888	872,320	250,763	767,350	799,590
60,000	62,000	703,100	110,000	55,000	196,250	20,000	14,230
129,370	306,260	994,320	193,022	1,135,460	469,900	171,860	67,410
99,800	64,840	300,390	31,150	84,944	80,497	8,678	20,780
64,620	317,010	469,870	11,920	274,320	421,510	141,260	46,300
.....
22,800	486,320	1,671,290	81,280	393,250	43,194	22,370	7,210
.....
224,760	394,910	686,480	127,310	325,740	215,620	248,755	571,410
113,800	136,830	71,710	14,850	50,270	21,260	5,470	160,290
.....
28,780	112,570	88,020	16,750	133,570	46,990	26,500	51,190
\$20,994,460	\$8,998,810	\$60,412,390	\$4,854,996	\$21,411,348	\$11,263,046	\$8,352,823	\$29,107,030
\$19,975,378	\$7,600,607	\$51,091,740	\$2,992,512	\$20,855,458	\$8,390,426	\$7,298,618	\$28,902,915
\$ 143,822.68	\$ 31,923.42	\$ 214,607.94	\$ 12,568.12	\$ 87,592.29	\$ 35,233.79	\$ 30,653.59	\$ 121,391.82
.....
.....
294,175	581,807	540,722	125,620	301,307	630,093	574,839	2,557,158
398	1,150	2,800	100	4,180	100
16,313	27,750	11,000	9,000	48,860	12,000
1
180	6,500	900	900	350	100
.....
.....	3,000	750	1,000
3	400	130	250	3,000
6	15	20
1,379	2,750	9,500	9,120	400
41.37	34.97	170.54	28.81	118.02	60.47	27.20	21.84
\$ 18.19	\$ 6.98	\$ 46.50	\$ 16.00	\$ 5.30	\$ 9.00	\$ 8.00	\$ 20.00
.75	.80	1.68	1.20	.95	.95	.95	2.00

TABLE NO. 91.—Continued

Property Assessed for Taxation as shown by 1951 Tax Rolls

	Cherokee	Childress	Clay	Cochran
Land Assessed in Acres.....	\$ 6,584,438	\$ 4,317,270	\$13,873,480	\$28,636,250
Town Lots.....	3,547,511	4,196,240	950,060	816,450
Horses and Mules.....		1,720	18,750	2,000
Cattle.....		157,410	1,232,700	172,000
Jacks and Jennets.....			20	
Sheep.....		825	1,650	
Goats.....			630	
Hogs.....		565	3,040	2,400
Dogs.....			400	
Vehicles.....		331,300	1,271,220	360,940
Goods and Merchandise.....		712,200	215,950	75,000
Materials and Manufactured Articles.....				
Manufacturer's Tools and Implements.....		473,650		229,600
Steam Engines and Boilers.....		10,000		
Money and Credits of Banks and Bankers.....				
Money on Hand or on Deposit.....				
Credits of Others Than Banks.....				
Stocks and Bonds.....		2,500		
Shares of Capital Stock Companies.....				
Property of Companies and Corporations.....		423,318		198,490
Miscellaneous Property.....	4,202,309		207,500	
State and National Banks.....	327,329	200,000	122,100	23,000
Railroads Assessed in Miles.....	964,600	599,570	511,560	136,290
Rolling Stock.....	302,880	68,656	118,420	6,630
Intangible Value (Railroads).....	39,710	264,320	187,150	12,270
Street Railways and Interurbans.....				
Telephone and Telegraph Lines.....	152,870	34,415	849,480	39,600
Steam and Other Vessels.....				
Pipe Lines.....	844,065	469,620	558,190	243,480
Intangible Value (Pipe Lines).....	312,870	38,530	215,320	36,810
Intangible Value (Trucks and Buses).....	170,630	40,630	95,910	37,030
Total Value.....	\$17,449,212	\$12,347,739	\$20,433,530	\$31,028,240
Total Value for State.....	\$13,088,840	\$ 8,654,889	\$18,693,050	\$30,258,830
State Tax.....	\$ 54,975.14	\$ 36,351.98	\$ 78,509.76	\$ 127,087.04
Supplemental Value for Back Years.....				
Supplemental Tax for Back Years.....				
Number of Acres.....	676,407	452,284	694,757	487,324
Number of Horses and Mules.....		100	1,250	50
Number Cattle.....		13,015	35,220	5,000
Number Jacks and Jennets.....			2	
Number Sheep.....		295	329	
Number Goats.....			318	
Number Hogs.....		48	383	120
Number Dogs.....			8	
Number Vehicles.....		1,106	2,704	1,800
Number Miles Railroads.....	118.77	51.32	60.20	24.78
Average Value of Land.....	\$ 8.16	\$ 9.54	\$ 10.50	\$ 6.71
Rate of County Tax.....	.70	.95	.90	1.15

Coke	Coleman	Collin	Collingsworth	Colorado	Comal	Comanche	Concho
\$2,713,280	\$9,894,275	\$11,724,230	\$3,958,544	\$24,746,030	\$4,989,380	\$5,105,089	\$4,359,500
568,670	2,662,325	5,420,535	1,247,521	2,791,005	5,660,550	1,523,634	598,480
6,000	9,800	500	3,500	12,500	16,930	13,380	4,000
383,480	509,240	500,000	686,490	985,500	339,720	702,626	450,000
260,000	305,620	6,000	625	820	54,780	62,848	728,000
129,660	9,000	400	15	40	45,320	21,267	15,000
			8,950	1,700	220	29,120	3,900
			500	300	1,450	350	
900,000	990,750	1,000,000	582,250	1,351,320	1,278,970	1,393,640	518,510
71,200	573,360	750,000	318,150	413,670	629,830	718,383	190,000
66,850	250,000	500,000	461,820	83,500	234,710		
		5,000		941,970	783,950	395,950	320,000
				91,560	9,500		
	25,000	100,000		57,870			
				39,300	43,600	15,275	5,000
				25,260			
		1,500,000		1,100,465	23,400		
10,002,230	425,210	798,013	16,560	21,730	76,080	511,620	2,000
37,500	202,000	659,192	262,849	307,340	160,000	91,800	79,510
173,760	571,770	982,220	290,500	1,041,790	460,280	298,525	104,200
8,320	153,720	246,690	22,740	239,080	84,100	40,339	38,930
25,075	151,520	126,875	175,360	285,105	31,030	80,330	50,070
7,920	22,010	1,370,245	144,752	177,510	175,610	206,235	83,540
212,530	525,770	34,680	260,450	344,770	152,170	450,775	42,440
85,710	117,280	2,530	8,720	53,920	4,130	76,350	
38,830	83,180	159,700	13,280	149,010	85,280	57,870	30,710
\$14,991,015	\$17,481,830	\$25,886,810	\$8,463,485	\$35,263,125	\$15,340,990	\$11,795,406	\$7,622,830
\$14,255,570	\$15,007,760	\$18,580,550	\$6,510,549	\$31,832,345	\$10,739,050	\$8,468,990	\$6,805,915
\$ 102,639.95	\$ 63,031.75	\$ 79,389.69	\$ 27,344.46	\$ 133,695.74	\$ 45,104.01	\$ 35,572.81	\$ 28,584.57
588,972	793,703	538,214	566,835	610,946	355,861	623,799	618,702
300	381	50	210	1,250	717	596	200
9,587	14,414	16,500	22,780	32,850	11,216	20,966	11,000
65,000	76,405	2,000	250	410	15,445	18,649	220,000
43,220	3,000	200	5	35	17,506	10,588	6,000
			895	800	21	1,442	300
			10	6	22	9	
	3,300	15,000	3,310	6,649	3,840	3,705	
32.62	64.13	111.44	47.94	103.90	48.45	50.13	20.84
\$ 4.61	\$ 8.56	\$ 21.92	\$ 7.03	\$ 40.46	\$ 14.22	\$ 8.18	\$ 7.05
.95	.80	1.25	1.00	1.10	.90	.80	1.33

REPORT OF COMPTROLLER

TABLE NO. 91—Continued

Property Assessed for Taxation as shown by 1951 Tax Rolls

	Cooke	Coryell	Cottle	Crane
Land Assessed in Acres.....	\$22,989,945	\$ 5,404,323	\$ 4,496,069	\$24,054,395
Town Lots.....	4,787,630	1,709,333	1,377,905	181,005
Horses and Mules.....	27,000	4,905	14,775	525
Cattle.....	1,276,800	383,700	457,980	30,237
Jacks and Jennets.....				
Sheep.....	16,400	70,272	270	5,300
Goats.....		27,128		
Hogs.....	38,850		240	
Dogs.....	960			
Vehicles.....	3,075,000	1,553,675	687,275	3,500
Goods and Merchandise.....	165,200	427,498	511,440	
Materials and Manufactured Articles.....				
Manufacturer's Tools and Implements.....	385,700	169,770	339,183	9,720
Steam Engines and Boilers.....				
Money and Credits of Banks and Bankers.....				
Money on Hand or on Deposit.....	12,580	16,100		
Credits of Others Than Banks.....				
Stocks and Bonds.....				
Shares of Capital Stock Companies.....				
Property of Companies and Corporations.....		352,406		
Miscellaneous Property.....	60,375	153,993	175,060	1,853,343
State and National Banks.....	289,280	241,840	63,950	11,200
Railroads Assessed in Miles.....	572,280	228,640	288,650	24,910
Rolling Stock.....	110,030	60,490	4,784	3,590
Intangible Value (Railroads).....	94,020	27,310	31,970	16,420
Street Railways and Interurbans.....				
Telephone and Telegraph Lines.....	313,680	87,950	35,970	12,240
Steam and Other Vessels.....				
Pipe Lines.....	501,910	128,930	127,520	1,156,460
Intangible Value (Pipe Lines).....	138,790	51,400	25,020	528,470
Intangible Value (Trucks and Buses).....	148,500	60,640	32,130	40,620
Total Value.....	\$35,004,930	\$10,870,303	\$ 8,670,191	\$27,931,935
Total Value for State.....	\$29,890,890	\$ 7,362,596	\$ 7,479,546	\$26,525,735
State Tax.....	\$ 125,541.95	\$ 20,922.66	\$ 31,413.75	\$ 111,407.83
Supplemental Value for Back Years.....				
Supplemental Tax for Back Years.....				
Number of Acres.....	560,125	540,500	582,000	489,267
Number of Horses and Mules.....	1,350	327		34
Number Cattle.....	42,560	12,790		2,419
Number Jacks and Jennets.....				
Number Sheep.....	3,280	35,136		2,650
Number Goats.....		18,085		
Number Hogs.....	2,590			
Number Dogs.....	32			
Number Vehicles.....	8,000	4,729		33
Number Miles Railroads.....	59.52	38.02	40.16	5.21
Average Value of Land.....	\$ 41.00	\$ 7.97	\$ 7.72	\$ 49.16
Rate of County Tax.....	.60	.84	1.63	1.67

REPORT OF COMPTROLLER

Crockett	Crosby	Culberson	Dallam	Dallas	Dawson	Deaf Smith	Delta
\$18,555,605	\$5,020,277	\$2,206,523	\$2,980,773	\$23,840,240	\$6,997,850	\$5,722,510	\$3,775,185
503,290	943,425	364,633	1,776,845	389,427,230	3,830,570	2,990,110	811,815
33,340		11,300	6,000	20,000	1,290	13,600	1,000
100,640		226,272	457,975	270,000	77,780	458,500	270,000
				1,000			
599,748		125,649		360,000	3,530	30,750	900
23,820		950		7,000		500	
			5,805	400,000	1,330	33,350	
				2,000			100
121,580		128,650	258,757	38,503,440	1,937,528	517,280	300,000
66,275		91,400	338,119	50,000,000	1,538,440	433,840	200,000
1,356,490		8,500	79,609	20,000,000	1,009,620	337,070	
				2,000,000		184,462	180,000
				75,000			
				7,500,000			
			4,225	8,000,000			
				1,000,000			
		15,000		5,000,000			
			638,265	8,000,000		35,490	84,310
	1,918,446		38,300	65,835,200	313,680	197,880	9,035
60,000	73,930		87,875	36,301,610	133,950	187,090	105,000
	105,160	387,515	512,745	3,677,700	114,330	242,476	209,150
110	5,510	148,580	100,513	2,187,250	4,750	41,290	87,540
250	10,200	566,890	243,780	813,100	8,800	119,880	35,360
				1,395,540			
6,850	95,200	128,550	31,830	934,780	115,430	253,170	131,115
1,008,180	55,210	2,030,556	372,970		118,650	53,700	59,430
482,440		124,260		42,770	93,010		2,960
53,280	51,970	138,710	86,660	900,380	82,480	45,730	22,850
\$22,971,898	\$8,279,328	\$6,703,938	\$8,021,046	\$666,494,240	\$16,383,010	\$11,898,678	\$6,285,750
\$22,174,113	\$6,756,248	\$6,526,660	\$6,795,466	\$515,710,610	\$13,847,110	\$9,972,188	\$4,167,020
\$ 93,130.89	\$ 28,375.04	\$ 27,412.47	\$ 28,537.75	\$2,165,987.89	\$ 58,158.14	\$ 41,882.62	\$ 17,502.86
1,797,906	571,000	2,375,706	878,881	461,976	670,557	949,517	175,254
1,653		565	475	2,000	129	680	100
9,969		14,142	25,669	9,000	4,889	32,750	12,500
264,054		41,883		20			
				9,000	1,175	6,150	350
23,820		950		700		100	
			1,636	8,000	265	6,670	
				35			2
670		435	2,073	82,000	3,311	4,280	
.50	20.41	66.17	73.79	315.58	17.60	24.38	30.24
\$ 1.25	\$ 8.79	\$ 1.00	\$ 3.43	\$ 51.00	\$ 10.43	\$ 6.03	\$ 21.00
.95	2.40	1.00	1.00	.90	1.11	.95	1.80

TABLE NO. 91—Continued
Property Assessed for Taxation as shown by 1951 Tax Rolls

	Denton	De Witt	Dickens	Dimmit
Land Assessed in Acres.....	\$10,446,980	\$10,951,705	\$ 3,472,955	\$ 6,669,941
Town Lots.....	9,379,930	4,048,890	928,240	1,344,850
Horses and Mules.....	16,000	68,670	26,850	12,040
Cattle.....	1,660,400	1,726,430	846,350	1,011,690
Jacks and Jennets.....	1,000			
Sheep.....	88,000	20,000	3,120	14,950
Goats.....	1,000			1,350
Hogs.....	37,500	40,000	11,095	1,885
Dogs.....	1,500	1,800		
Vehicles.....	1,290,000	2,000,000	1,001,000	300,495
Goods and Merchandise.....	1,150,000	1,100,142		275,080
Materials and Manufactured Articles.....	879,600			
Manufacturer's Tools and Implements.....	210,000	300,000	64,570	101,360
Steam Engines and Boilers.....	10,000	160,000	30,330	
Money and Credits of Banks and Bankers.....	30,000			
Money on Hand or on Deposit.....		500,000		
Credits of Others Than Banks.....				
Stocks and Bonds.....				
Shares of Capital Stock Companies.....			54,950	104,233
Property of Companies and Corporations.....	681,660			
Miscellaneous Property.....	1,415,050	569,168	4,360	275,334
State and National Banks.....	496,750	269,000	65,000	60,000
Railroads Assessed in Miles.....	849,010	518,650	52,020	162,700
Rolling Stock.....	238,180	218,040		3,400
Intangible Value (Railroads).....	449,290	53,940	2,920	14,790
Street Railways and Interurbans.....				
Telephone and Telegraph Lines.....	242,680	265,920	23,775	60,360
Steam and Other Vessels.....				23,480
Pipe Lines.....	267,690	66,350		
Intangible Value (Pipe Lines).....	42,840	29,440		
Intangible Value (Trucks and Buses).....	183,950	59,020	46,450	19,090
Total Value.....	\$30,068,990	\$22,867,165	\$ 6,633,985	\$10 457,028
Total Value for State.....	\$22,028,510	\$17,503,465	\$ 5,313,105	\$ 9,249,428
State Tax.....	\$ 92,519.39	\$ 73,514.03	\$ 22,315.66	\$ 38,847.91
Supplemental Value for Back Years.....				
Supplemental Tax for Back Years.....				
Number of Acres.....	572,318	569,361	568,769	855,182
Number of Horses and Mules.....	500	2,901	895	594
Number Cattle.....	40,510	54,280	26,045	33,337
Number Jacks and Jennets.....	50			
Number Sheep.....	20,000	7,000	1,040	2,900
Number Goats.....	500			310
Number Hogs.....	10,000	4,000	1,525	381
Number Dogs.....		40		
Number Vehicles.....		8,000	3,140	910
Number Miles Railroads.....	98.97	70.18	11.56	59.16
Average Value of Land.....	\$ 18.25	\$ 29.39	\$ 6.10	\$ 7.79
Rate of County Tax.....	.97	.70	1.22	1.05

REPORT OF COMPTROLLER

Donley	Duval	Eastland	Ector	Edwards	Ellis	El Paso	Erath
\$2,979,109	\$27,569,295	\$4,461,890	\$47,413,260	\$4,054,505	\$14,905,075	\$12,195,570	\$5,159,110
1,298,570	582,065	4,803,420	5,250,340	299,275	7,752,205	51,517,450	2,863,260
9,800	16,700	3,000	4,600	43,525	90,000	49,000	5,055
861,530	170,100	761,600	144,250	635,670	950,000	318,000	577,165
.....	1,000	2,000
720	18,030	3,000	629,956	10,000	28,125	12,145
.....	7,550	33,150	510	265,200	1,000	6,813	19,230
3,115	550	13,900	960	51,500	315
10	850
146,980	66,900	914,460	976,000	351,150	3,300,000	368,000	746,790
188,640	4,008,110	1,738,180	95,990	1,120,000	11,350,250	395,770
103,720	5,000	150,000	1,156,250	13,700
6,175	1,215,355	900,000	2,162,300	47,700
.....	12,500	1,000	476,910	562,380
.....	300,000	9,900
40,000	200,000
.....	430,500
224,056	1,122,060	104,150	7,893,312	100,000
7,890	1,502,980	2,876,410	2,408,933	34,652	26,465	1,332,890	24,000
73,023	30,000	164,640	37,000	7,000	750,055	2,419,000	375,220
390,470	293,990	555,810	179,520	1,492,545	2,065,650	394,530
94,507	135,323	116,560	62,060	311,620	463,160	57,260
213,560	27,470	333,680	325,410	269,170	665,520	108,200
.....	44,000
113,835	77,165	95,980	231,990	116,350	69,670	2,623,850	14,940
66,800	1,168,030	1,527,790	1,439,030	236,550	608,930	956,820	542,820
29,760	351,310	215,370	529,890	71,870	110,850	54,760	84,510
51,610	96,300	171,940	331,210	5,760	223,610	304,150	64,430
\$ 6,903,870	\$32,109,228	\$22,197,800	\$62,290,538	\$6,959,413	\$33,541,195	\$98,935,780	\$12,178,730
\$ 5,572,190	\$31,933,658	\$18,084,680	\$60,360,818	\$6,722,384	\$24,335,735	\$79,928,400	\$7,827,830
\$ 23,403.28	\$ 229,920.47	\$ 75,957.05	\$ 253,515.18	\$ 28,236.43	\$ 102,217.53	\$ 335,721.49	\$ 32,876.73
.....
576,004	1,150,771	579,933	566,418	1,348,214	601,344	495,672	693,992
421	1,610	150	460	1,700	5,000	1,560	420
35,025	15,900	21,760	11,300	17,807	40,000	14,500	19,334
.....	100	40
128	6,010	3,000	153,984	6,000	9,500	4,133
.....	1,510	11,050	340	103,980	500	4,600	7,462
623	60	1,390	250	9,000	25
2	9
1,988	605	5,210	4,880	705	15,000	4,400	3,163
49.48	45.23	89.27	32.64	182.00	91.86	79.81
\$ 5.98	\$ 23.81	\$ 8.10	\$ 83.70	\$ 3.19	\$ 24.47	\$ 24.60	\$ 7.37
.95	2.80	.60	1.40	1.30	1.10	.99	1.10

REPORT OF COMPTROLLER

TABLE NO. 91—Continued
 Property Assessed for Taxation as shown by 1951 Tax Rolls

	Falls	Fannin	Fayette	Fisher
Land Assessed in Acres.....	\$ 8,950,126	\$ 9,993,640	\$ 9,710,215	\$13,534,710
Town Lots.....	3,314,650	3,057,340	2,844,430	1,194,880
Horses and Mules.....	10,920	212,500	57,255	8,010
Cattle.....	890,900	756,000	689,325	590,085
Jacks and Jennets.....		1,500	400	
Sheep.....		4,500	2,770	3,490
Goats.....		770	755	
Hogs.....		191,500	36,530	6,670
Dogs.....		500	800	50
Vehicles.....	999,060	1,000,000	1,717,150	1,253,870
Goods and Merchandise.....	1,614,100	350,000	539,740	243,920
Materials and Manufactured Articles.....	95,600	50,000	12,480	16,000
Manufacturer's Tools and Implements.....	90,000	130,000	1,007,585	760,295
Steam Engines and Boilers.....	10,370	2,500	73,900	
Money and Credits of Banks and Bankers.....		150,000		20,000
Money on Hand or on Deposit.....		200,000	109,000	
Credits of Others Than Banks.....		120,000		
Stocks and Bonds.....				
Shares of Capital Stock Companies.....				
Property of Companies and Corporations.....			483,475	279,630
Miscellaneous Property.....	815,038	39,650	77,880	485,380
State and National Banks.....	379,638	335,370	386,500	60,000
Railroads Assessed in Miles.....	741,880	570,735	976,380	494,170
Rolling Stock.....	264,400	134,330	233,240	65,650
Intangible Value (Railroads).....	104,780	337,500	288,660	95,660
Street Railways and Interurbans.....				
Telephone and Telegraph Lines.....	235,372	441,750	116,340	10,985
Steam and Other Vessels.....		9,850		
Pipe Lines.....	368,155		410,735	426,240
Intangible Value (Pipe Lines).....	117,540		142,440	136,040
Intangible Value (Trucks and Buses).....	105,670	54,450	137,380	63,800
Total Value.....	\$19,108,199	\$18,144,385	\$20,055,365	\$19,749,535
Total Value for State.....	\$13,840,369	\$12,337,025	\$12,820,145	\$17,075,495
State Tax.....	\$ 58,127.87	\$ 51,821.95	\$ 53,844.61	\$ 71,716.34
Supplemental Value for Back Years.....				
Supplemental Tax for Back Years.....				
Number of Acres.....	595,489	731,758	594,643	584,182
Number of Horses and Mules.....	2,000	8,500	3,550	345
Number Cattle.....	17,650	42,000	36,546	14,388
Number Jacks and Jennets.....		20	6	
Number Sheep.....		2,000	1,018	1,745
Number Goats.....		400	302	
Number Hogs.....		20,000	5,904	445
Number Dogs.....		9	22	1
Number Vehicles.....	7,522		11,704	2,983
Number Miles Railroads.....	97.42	73.72	93.07	68.24
Average Value of Land.....	\$ 15.20	\$ 13.50	\$ 16.33	\$ 30.00
Rate of County Tax.....	.93	1.11	.75	1.30

REPORT OF COMPTROLLER

Floyd	Foard	Fort Bend	Franklin	Freestone	Frio	Gaines	Galveston
\$5,749,875	\$2,635,370	\$36,218,611	\$7,600,970	\$ 4,189,110	\$ 4,266,805	\$38,626,355	\$40,640,585
1,786,270	638,630	2,689,715	9,190	1,330,825	1,077,235	965,400	60,735,472
10,000	10,940	48,470	30,000	20,000	10,423	990	13,630
212,500	658,160	846,310	470,000	900,000	716,540	165,960	58,575
.....	120	2,000	700
25,000	1,500	520	9,000	2,081	50
8,000	1,040	830	3,500	8,190	20
.....	180	170	80,000	10,520	20	800
1,005,000	388,030	1,382,360	10,800	100,000	354,568	118,350	749,987
550,000	184,560	683,240	140,000	301,000	182,270	280,870	3,380,196
312,305	64,140	238,600	150,000	102,820	220,380
400,900	380,620	715,700	26,000	12,050	62,820	3,619,525
.....	1,850	24,630
.....	29,480
.....	45,000	290,450
.....	16,814
.....	48,030
339,200	107,230	406,311	828,430	4,040
.....	6,880	5,003,709	1,130	805,860	1,947,814	266,030	5,769,806
74,000	25,000	201,750	40,000	177,940	56,300	21,980	1,255,930
600,480	126,020	1,178,520	105,030	424,010	175,000	14,250	1,436,071
17,774	4,680	388,990	20,930	41,290	70,530	770	294,769
351,110	10,880	411,965	3,930	28,530	7,400	1,400	276,700
.....	2,094,465
120,310	67,410	19,680	156,820	470,450	8,400	209,720	649,110
.....	115,300
280,660	91,310	1,674,640	203,750	1,823,755	46,960	1,001,360	70,240
18,770	750	108,530	75,660	298,070	14,970	205,490	216,300
44,120	37,840	162,860	36,680	102,900	75,400	131,080	209,650
\$11,906,274	\$5,441,150	\$51,975,290	\$9,054,890	\$11,179,240	\$9,554,737	\$42,901,345	\$122,221,655
\$ 9,622,214	\$4,651,670	\$48,340,918	\$8,186,620	\$8,826,930	\$8,486,799	\$42,300,315	\$100,305,620
\$ 40,413.33	\$ 19,537.02	\$ 348,054.25	\$ 34,384.13	\$ 37,079.46	\$ 35,645.16	\$ 177,660.49	\$ 421,291.62
.....
.....
959,810	442,920	563,641	191,070	586,290	811,688	942,860	384,901
500	547	1,762	1,200	2,000	678	70	683
8,500	32,908	27,356	9,900	45,000	28,134	7,815	2,436
2,500	250	229	20	13
.....	2,000	823	25
.....	3,500	2,436
800	104	182	8,000	2,088	4	55
.....	3	6	4	2	1
5,000	6,925	1,800	5,000	1,028	242	3,064
100.05	21.76	176.23	15.51	46.33	34.54	2.85	214.66
8.85	\$ 5.32	\$ 64.26	\$ 7.00	\$ 7.15	\$ 5.26	\$ 49.60	\$ 105.00
1.42	1.29	.86	.95	.75	1.10	1.25	1.11

REPORT OF COMPTROLLER

TABLE NO. 91—Continued

Property Assessed for Taxation as shown by 1951 Tax Rolls

	Garza	Gillespie	Glassecock	Goliad
Land Assessed in Acres.....	\$11,344,588	\$ 4,887,235	\$ 4,940,974	\$13,433,070
Town Lots.....	919,529	2,013,170	33,650	772,750
Horses and Mules.....		27,855		23,570
Cattle.....		438,600		647,870
Jacks and Jennets.....				
Sheep.....		363,320		2,550
Goats.....		122,820		235
Hogs.....		1,580		2,575
Dogs.....		415		820
Vehicles.....		906,805		487,660
Goods and Merchandise.....		388,825		156,540
Materials and Manufactured Articles.....				3,270
Manufacturer's Tools and Implements.....		368,815		169,350
Steam Engines and Boilers.....				8,980
Money and Credits of Banks and Bankers.....				88,570
Money on Hand or on Deposit.....		6,500		7,300
Credits of Others Than Banks.....		129,260		1,500
Stocks and Bonds.....				
Shares of Capital Stock Companies.....				
Property of Companies and Corporations.....				293,310
Miscellaneous Property.....	1,774,777	56,755	870,030	238,020
State and National Banks.....	15,000	116,975		132,850
Railroads Assessed in Miles.....	369,000			227,250
Rolling Stock.....	58,420			94,180
Intangible Value (Railroads).....	94,300			88,480
Street Railways and Interurbans.....				
Telephone and Telegraph Lines.....	39,300	124,475	10,070	222,710
Steam and Other Vessels.....				
Pipe Lines.....	146,570	431,630	168,500	160,360
Intangible Value (Pipe Lines).....	9,600	150,430	107,370	32,150
Intangible Value (Trucks and Buses).....	55,880	65,800	15,300	40,390
Total Value.....	\$14,826,964	\$10,501,265	\$ 6,145,894	\$17,326,290
Total Value for State.....	\$13,825,674	\$ 7,007,225	\$ 6,069,324	\$16,125,510
State Tax.....	\$ 58,068.38	\$ 29,433.29	\$ 25,490.45	\$ 67,726.25
Supplemental Value for Back Years.....				
Supplemental Tax for Back Years.....				
Number of Acres.....	803,000	657,061	585,500	581,894
Number of Horses and Mules.....		1,380		1,473
Number Cattle.....		17,292		37,625
Number Jacks and Jennets.....				
Number Sheep.....		120,602		2,530
Number Goats.....		49,009		470
Number Hogs.....		316		387
Number Dogs.....		7		14
Number Vehicles.....		3,966		1,699
Number Miles Railroads.....	41.00			30.30
Average Value of Land.....	\$ 14.12	\$ 7.45	\$ 8.43	\$ 8.50
Rate of County Tax.....	.87	1.06	2.45	1.12

REPORT OF COMPTROLLER

Gonzales	Gray	Grayson	Gregg	Grimes	Guadalupe	Hale	Hall
\$ 6,039,085	\$25,541,245	\$15,312,000	\$107,120,780	\$5,057,250	\$8,712,135	\$11,755,080	\$5,403,071
2,120,830	4,035,100	20,257,060	8,025,670	2,052,200	4,071,860	7,151,115	2,009,215
52,550	59,500	13,300	99,000	12,000	43,805	5,050	203,280
1,169,000	429,000	773,780	211,110	630,000	309,370	297,640	754,895
.....	560	600	1,180	350
100	15,000	5,670	6,540	3,800	2,775	3,940	1,595
.....	760	2,800	270
.....	10,570	3,540	2,000	22,420	3,180	9,310
200	520	985
1,496,720	3,520,250	3,790,140	12,500	960,000	2,884,170	796,310	1,031,575
41,250	1,130,900	2,319,020	2,249,240	550,000	530,775	1,798,450	197,230
65,120	598,000	669,200	433,450	25,930
59,855	450,250	1,220,020	818,390	172,440	558,950	137,935
8,800	250,000	45,270	157,910	30,000	28,120
.....	10,000
.....	54,780	6,575
.....	18,420
.....	6,910
.....	4,095,720	699,200	3,177,750	11,260
.....	597,590	4,997,910	113,810	276,965	403,380	242,564
137,830	79,060	1,046,750	493,870	174,975	401,790	430,780	86,000
480,960	848,670	2,733,640	339,700	841,585	420,900	599,690	345,749
173,060	50,020	359,070	60,040	158,000	113,760	62,110	47,747
138,570	300,650	578,280	168,400	124,295	184,790	265,480	267,390
.....	1,000
235,665	11,780	258,180	82,250	63,740	366,470	307,010	68,540
.....	159,200	390
229,710	388,840	190,500	1,260,740	1,245,480	197,940	1,701,140	97,885
46,810	131,450	12,460	986,150	279,040	56,660	4,000	11,330
171,770	156,480	205,740	173,720	52,530	159,110	84,460	24,400
\$12,667,885	\$38,593,785	\$55,032,040	\$126,799,480	\$13,052,705	\$22,185,665	\$26,229,945	\$10,951,321
\$ 9,598,765	\$36,327,630	\$39,876,500	\$123,386,430	\$10,291,235	\$17,144,705	\$20,107,845	\$ 8,656,605
\$ 40,316.16	\$ 152,577.02	\$ 167,593.50	\$ 518,219.72	\$ 74,096.93	\$ 72,009.08	\$ 84,451.05	\$ 36,357.31
.....
.....
634,513	619,484	557,046	192,906	495,193	446,363	631,683	591,457
525	3,500	924	3,960	450	1,234	252	1,100
46,760	26,000	22,078	18,000	21,000	14,423	14,882	24,910
.....	14	1	59	4
100	3,000	1,617	1,500	750	1,103	3,940	700
.....	110	700	50
.....	973	580	400	1,695	318	800
5	8	17
.....	15,000	10,206	500	2,400	7,041	3,410
55.68	105.22	206.00	33.37	89.56	36.60	79.55	51.58
\$ 8.00	\$ 40.04	\$ 27.49	\$ 392.77	\$ 10.21	\$ 19.47	\$ 14.50	\$ 7.71
1.10	1.00	.90	1.19	.90	1.10	1.02	.95

TABLE NO. 91—Continued
Property Assessed for Taxation as shown by 1951 Tax Rolls

	Hamilton	Hansford	Hardeman	Hardin
Land Assessed in Acres.....	\$ 5,177,640	\$ 5,079,182	\$ 3,636,409	\$29,641,045
Town Lots.....	1,259,745	742,060	2,094,570	1,218,635
Horses and Mules.....	1,000	1,725	550	21,000
Cattle.....	625,000	356,396	972,575	105,000
Jacks and Jennets.....			20	
Sheep.....	75,000	3,783	1,600	3,000
Goats.....	20,000			1,200
Hogs.....	6,000	372	1,600	9,000
Dogs.....	300	270	300	
Vehicles.....	400,000	371,470	302,500	250,000
Goods and Merchandise.....	400,000	149,711	503,000	285,000
Materials and Manufactured Articles.....	59,000		256,000	300,000
Manufacturer's Tools and Implements.....	300,000		452,500	450,000
Steam Engines and Boilers.....			75,000	2,211,150
Money and Credits of Banks and Bankers.....	40,000			
Money on Hand or on Deposit.....				
Credits of Others Than Banks.....	10,000		3,100	
Stocks and Bonds.....				
Shares of Capital Stock Companies.....				
Property of Companies and Corporations.....	508,880			
Miscellaneous Property.....	29,040	2,645,320	237,942	532,585
State and National Banks.....	226,180	7,500	71,000	35,000
Railroads Assessed in Miles.....	36,910	354,000	487,150	922,555
Rolling Stock.....	9,480	14,910	93,420	188,385
Intangible Value (Railroads).....	4,290	63,560	191,630	177,620
Street Railways and Interurbans.....				
Telephone and Telegraph Lines.....	48,120	142,185	131,836	8,520
Steam and Other Vessels.....				
Pipe Lines.....	26,650	1,088,235	423,890	1,559,740
Intangible Value (Pipe Lines).....	50,030		15,220	489,360
Intangible Value (Trucks and Buses).....	40,160	12,280	30,950	46,590
Total Value.....	\$ 9,353,425	\$11,032,959	\$ 9,982,762	\$38,455,385
Total Value for State.....	\$ 6,039,505	\$10,448,745	\$ 8,172,277	\$36,884,895
State Tax.....	\$ 25,365.91	\$ 43,884.71	\$ 34,316.99	\$ 154,913.42
Supplemental Value for Back Years.....				
Supplemental Tax for Back Years.....				
Number of Acres.....	536,708	583,831	436,297	604,651
Number of Horses and Mules.....	100	112	100	700
Number Cattle.....	25,000	24,962	38,033	4,200
Number Jacks and Jennets.....			1	
Number Sheep.....	25,000	1,261	800	1,000
Number Goats.....	10,000			800
Number Hogs.....	600	185	800	4,500
Number Dogs.....	1	6	6	
Number Vehicles.....		1,444	3,475	2,500
Number Miles Railroads.....	6.71	59.00	76.17	97.17
Average Value of Land.....	\$ 8.35	\$ 8.37	\$ 9.04	\$ 8.00
Rate of County Tax.....	.70	2.10	.80	.83

REPORT OF COMPTROLLER

237

Harris	Harrison	Hartley	Haskell	Hays	Hemphill	Henderson	Hidalgo
\$144,403,700	\$13,142,855	\$ 5,108,107	\$ 8,182,535	\$ 4,084,870	\$ 2,755,995	\$10,504,234	\$31,363,160
435,849,185	9,885,765	521,774	850,880	2,580,100	1,207,585	2,132,765	23,214,550
93,100	250,000	10,961	5,530	26,300	6,490		114,000
146,100	500,000	1,110,398	305,820	617,100	998,905		3,390,000
1,500	800			980			900
2,800	20,000		510	162,600	4,135		3,600
800	10,000			66,830			33,000
19,300	20,000	1,435	380	6,550	3,305		40,000
300	1,000	700	50	500			
28,537,270	1,700,000	132,947	1,970,020	456,420	415,065		4,939,420
79,651,820	1,150,000	44,240	332,295	390,400	395,740		3,781,220
11,159,060	150,000	59,978		25,720			1,683,500
17,905,790	450,000	20,640		130,500	217,110		1,363,000
782,900	50,000	26,155		120,580			59,072
69,010					144,355		
22,400							
25,100							
40,210	50,000						
195,600							
	2,000,000						10,739,870
11,506,350	112,016	398,132	692,445	144,930	626,250	7,388,675	3,306,030
19,217,800	247,010		71,375	128,256	40,000	205,000	3,194,515
6,919,040	1,267,980	685,668	460,510	315,680	432,320	696,070	1,675,180
1,166,380	122,610	92,717	6,650	87,520	59,480	189,250	446,440
1,086,860	636,140	256,750	25,830	11,650	168,110	35,480	456,190
5,000							
18,778,720	558,430	29,190	39,750	104,990	33,720	285,660	67,120
223,530							
6,904,550	1,105,200	199,820	523,910	405,410	392,830	608,665	1,375,670
1,284,630	291,140		168,530	99,350		59,400	16,860
1,309,130	146,200	60,560	40,590	111,210	14,315	131,940	144,980
\$787,307,935	\$33,867,146	\$ 8,700,142	\$13,677,610	\$10,078,446	\$ 7,915,710	\$22,237,139	\$91,408,277
\$670,765,245	\$25,972,941	\$ 8,283,832	\$11,251,615	\$ 8,315,222	\$ 7,033,775	\$19,458,279	\$70,878,127
\$ 2,817,202.93	\$ 109,086.33	\$ 34,791.07	\$ 47,256.78	\$ 34,924.22	\$ 29,541.73	\$ 81,727.86	\$ 297,670.06
9,800							
68.49							
841,595	564,076	931,169	613,155	420,507	569,658	599,032	982,469
6,200	5,000	493	184	1,050	649		3,800
64,500	40,000	29,916	10,716	16,070	30,213		113,000
30	10			25			30
2,800	2,000		110	36,200	827		1,200
800	1,000			22,560			16,500
3,250	1,500	259	38	530	729		8,000
7	20	5	1	10			
199,000	9,000	350	4,166	2,050	908		23,731
407.03	86.86	89.69	73.86	34.40	34.82	80.65	216.68
\$ 171.58	\$ 11.34	\$ 3.55	\$ 13.34	\$ 9.72	\$ 4.83	\$ 8.80	\$ 31.92
1.29	96	1.55	1.20	1 05	1.35	1.90	1.52

REPORT OF COMPTROLLER

TABLE NO. 91—Continued
 Property Assessed for Taxation as shown by 1951 Tax Rolls

	Hill	Hockley	Hood	Hopkins
Land Assessed in Acres.....	\$10,361,340	\$43,530,270	\$ 2,066,490	\$ 8,029,260
Town Lots.....	4,100,855	1,862,025	491,160	2,249,340
Horses and Mules.....	2,000	1,280	14,652	6,910
Cattle.....	960,000	91,420	443,980	881,390
Jacks and Jennets.....				
Sheep.....	1,000		21,792	
Goats.....			21,792	
Hogs.....		2,620	9,855	
Dogs.....	200		1,155	
Vehicles.....	2,850,000	631,400	487,527	1,080,390
Goods and Merchandise.....	700,000	510,680	26,169	360,330
Materials and Manufactured Articles.....			119,262	
Manufacturer's Tools and Implements.....	640,000	3,512,025	166,846	596,180
Steam Engines and Boilers.....			3,745	
Money and Credits of Banks and Bankers.....				
Money on Hand or on Deposit.....				
Credits of Others Than Banks.....				
Stocks and Bonds.....				
Shares of Capital Stock Companies.....			900	
Property of Companies and Corporations.....			76,088	
Miscellaneous Property.....	1,325,468		12,330	287,800
State and National Banks.....	448,003	110,700	35,080	160,000
Railroads Assessed in Miles.....	1,000,505	290,130	210,510	520,260
Rolling Stock.....	182,380	21,440	23,410	79,620
Intangible Value (Railroads).....	71,725	37,090	83,585	27,170
Street Railways and Interurbans.....				
Telephone and Telegraph Lines.....	171,233	223,640	120,741	162,240
Steam and Other Vessels.....				
Pipe Lines.....	1,330,765	642,360	137,500	308,470
Intangible Value (Pipe Lines).....	220,590	133,210	5,940	74,810
Intangible Value (Trucks and Buses).....	192,100	134,740	24,710	97,060
Total Value.....	\$24,558,164	\$51,735,010	\$ 4,605,219	\$14,921,290
Total Value for State.....	\$17,487,864	\$49,969,060	\$ 3,630,967	\$11,291,930
State Tax.....	\$ 73,449.09	\$ 209,867.88	\$ 15,255.84	\$ 47,424.24
Supplemental Value for Back Years.....				
Supplemental Tax for Back Years.....				
Number of Acres.....	596,512	572,271	276,074	491,347
Number of Horses and Mules.....	200	63	394	
Number Cattle.....	27,000	5,821	11,472	
Number Jacks and Jennets.....			4,553	
Number Sheep.....	500			
Number Goats.....			7,546	
Number Hogs.....		131	818	
Number Dogs.....	4		74	
Number Vehicles.....	11,000	3,157	964	
Number Miles Railroads.....	109.77	55.25	34.79	70.04
Average Value of Land.....	\$ 16.28	\$ 76.06	\$ 6.62	\$ 16.10
Rate of County Tax.....	.78	1.05	1.43	1.25

REPORT OF COMPTROLLER

Houston	Howard	Hudspeth	Hunt	Hutchinson	Irion	Jack	Jackson
\$ 8,106,420	\$15,089,820	\$ 3,468,260	\$ 9,084,410	\$23,290,605	\$ 3,000,420	\$10,627,123	\$37,465,880
1,174,270	6,122,610	106,650	7,490,560	3,472,975	159,440	765,832	1,665,060
3,000		5,000	1,020		19,000	10,300	21,300
360,000		600,000	332,880	100,000	125,000	1,057,350	534,550
		45,000	2,460		308,800	3,075	1,330
		1,000	350		6,000	17,500	
			6,890		40	12,345	120
			150		300	1,000	1,150
900,000		16,000	1,783,420	110,000	115,000	645,580	411,160
800,000		20,000	1,401,350	680,000	50,000	283,640	383,510
			351,240			91,275	94,480
100,000		10,000	217,360	9,123,735		195,480	309,530
			32,050				
			51,260				
						30,450	
173,980							
59,780	5,372,004	156,430	650,184	1,652,025	177,202	449,650	2,035,460
305,500	458,039		929,810	154,000	55,000	107,075	216,000
308,630	291,870	810,490	1,337,185	402,855	250,380	240,240	431,580
74,150	61,660	403,170	284,140	13,390	8,970	8,190	137,960
7,780	323,320	694,900	120,600	77,990	20,860	52,990	122,390
159,990	13,170	209,250	808,475	166,930	67,665	61,220	7,610
218,380	1,072,540	1,641,740		992,250	200,470	818,680	1,480,460
27,950	268,510	148,750	12,100	52,420	59,130	247,840	100,240
26,850	239,680	218,030	156,410	134,130	22,400	70,630	99,640
\$12,806,680	\$29,313,223	\$ 8,554,670	\$25,054,304	\$40,423,305	\$ 4,646,077	\$15,797,465	\$45,519,410
\$ 9,662,320	\$26,362,328	\$ 7,995,700	\$17,445,344	\$39,078,745	\$ 4,406,482	\$14,370,386	\$43,980,150
\$ 40,582.82	\$ 110,727.77	\$ 33,582.72	\$ 73,271.44	\$ 164,134.07	\$ 18,507.23	\$ 60,355.74	\$ 184,716.69
710,928	539,297	2,577,860	543,656	526,270	666,798	581,584	551,579
300		1,000	102		750	430	1,055
24,000		40,000	9,511	6,000	6,625	30,185	32,762
		15,000	493		103,500	1,025	1,015
		1,000	175		6,000	8,750	
			689		20	823	25
			3			10	22
4,500		600	19,599		550	2,483	2,340
36.31	32.42	160.05	162.37	55.21	41.73	34.32	57.16
\$ 11.00	\$ 27.90	\$ 1.34	\$ 16.70	\$ 44.25	\$ 4.49	\$ 18.27	\$ 67.92
.85	1.40	.99	1.47	1.10	.95	.75	.77

REPORT OF COMPTROLLER

TABLE NO. 91—Continued

Property Assessed for Taxation as shown by 1951 Tax Rolls

	Jasper	Jeff Davis	Jefferson	Jim Hogg
Land Assessed in Acres.....	\$ 5,081,094	\$ 2,299,983	\$92,105,970	\$ 2,259,692
Town Lots.....	1,192,055	333,989	62,838,505	864,000
Horses and Mules.....	600	19,200	9,265	15,000
Cattle.....	10,000	278,340	156,300	457,500
Jacks and Jennets.....				
Sheep.....		128,244	100	
Goats.....		8,325		500
Hogs.....	7,500	1,555		
Dogs.....	250		25	
Vehicles.....	253,550	127,000	1,098,250	39,000
Goods and Merchandise.....	385,000	28,150	12,499,536	287,500
Materials and Manufactured Articles.....	127,975	4,108	5,301,352	
Manufacturer's Tools and Implements.....	125,400		8,242,726	425,540
Steam Engines and Boilers.....	119,200		1,758,981	
Money and Credits of Banks and Bankers.....				
Money on Hand or on Deposit.....		1,000		
Credits of Others Than Banks.....				
Stocks and Bonds.....				
Shares of Capital Stock Companies.....				
Property of Companies and Corporations.....	290,525		30,125,405	
Miscellaneous Property.....	1,094,295	71,865	368,132	5,622,190
State and National Banks.....	82,125	45,500	2,880,702	42,750
Railroads Assessed in Miles.....	609,785	232,330	1,439,050	84,260
Rolling Stock.....	43,070	89,160	286,395	35,558
Intangible Value (Railroads).....	163,405	177,170	525,545	7,410
Street Railways and Interurbans.....				
Telephone and Telegraph Lines.....	22,990	4,890	30,550	44,050
Steam and Other Vessels.....			57,000	
Pipe Lines.....	765,810	25,000	2,899,695	260,250
Intangible Value (Pipe Lines).....	46,040		755,410	37,600
Intangible Value (Trucks and Buses).....	44,010	37,450	264,100	26,670
Total Value.....	\$10,464,679	\$ 3,913,259	\$223,642,994	\$10,509,470
Total Value for State.....	\$ 9,011,004	\$ 3,683,510	\$191,897,594	\$10,081,970
State Tax.....	\$ 37,848.25	\$ 15,470.85	\$1,109,879.81	\$ 72,590.18
Supplemental Value for Back Years.....				
Supplemental Tax for Back Years.....				
Number of Acres.....	807,829	1,670,731	560,066	729,478
Number of Horses and Mules.....		960	439	
Number Cattle.....		13,917	6,964	30,500
Number Jacks and Jennets.....				
Number Sheep.....		58,686	40	
Number Goats.....		8,325		
Number Hogs.....		311		
Number Dogs.....			1	
Number Vehicles.....	2,550		5,392	
Number Miles Railroads.....	92.09	30.51	143.62	12.21
Average Value of Land.....	\$ 6.28	\$ 1.37	\$ 164.00	\$ 3.25
Rate of County Tax.....	.80	.91	1.10	1.65

TABLE NO. 91—Continued

Property Assessed for Taxation as shown by 1951 Tax Rolls

	Kerr	Kimble	King	Kinney
Land Assessed in Acres.....	\$ 4,981,640	\$ 3,055,020	\$ 4,138,798	\$ 2,551,577
Town Lots.....	3,232,210	745,780	33,465	365,525
Horses and Mules.....	18,290	2,700	9,415	38,360
Cattle.....	204,120	29,940	178,305	537,165
Jacks and Jennets.....				
Sheep.....	304,460	445,920		724,890
Goats.....	160,460	196,920		85,146
Hogs.....			130	66
Dogs.....		350	375	50
Vehicles.....	280,120	810,550	70,629	272,712
Goods and Merchandise.....	266,450	83,130	8,100	75,430
Materials and Manufactured Articles.....	44,170			45,645
Manufacturer's Tools and Implements.....	153,930		51,255	20,800
Steam Engines and Boilers.....				
Money and Credits of Banks and Bankers.....	48,000			
Money on Hand or on Deposit.....	92,680	78,000		
Credits of Others Than Banks.....	19,600			
Stocks and Bonds.....				
Shares of Capital Stock Companies.....				
Property of Companies and Corporations.....				120,703
Miscellaneous Property.....	40,650	1,360	33,405	13,012
State and National Banks.....	30,000	96,000		48,250
Railroads Assessed in Miles.....	91,300			465,510
Rolling Stock.....	56,750			157,020
Intangible Value (Railroads).....	14,040			230,810
Street Railways and Interurbans.....				
Telephone and Telegraph Lines.....	82,300			143,110
Steam and Other Vessels.....				
Pipe Lines.....	28,580	645,650	136,010	38,500
Intangible Value (Pipe Lines).....	9,360	197,830	19,690	
Intangible Value (Trucks and Buses).....	61,640	46,660	22,760	18,920
Total Value.....	\$10,220,750	\$ 6,435,810	\$ 4,702,337	\$ 5,953,201
Total Value for State.....	\$ 7,272,550	\$ 5,735,150	\$ 4,662,208	\$ 5,752,079
State Tax.....	\$ 30,544.40	\$ 24,087.47	\$ 19,581.49	\$ 24,158.64
Supplemental Value for Back Years.....				
Supplemental Tax for Back Years.....				
Number of Acres.....	682,247	846,150	655,530	935,763
Number of Horses and Mules.....	830	910	414	1,096
Number Cattle.....	8,786	9,980	11,887	11,937
Number Jacks and Jennets.....				
Number Sheep.....	93,750	100,740		144,978
Number Goats.....	58,120	98,460		28,382
Number Hogs.....			118	3
Number Dogs.....		7	12	1
Number Vehicles.....	1,801		225	415
Number Miles Railroads.....	18.26			50.52
Average Value of Land.....	\$ 7.40	\$ 3.75	\$ 6.32	\$ 2.73
Rate of County Tax.....	.80	.80	1.25	1.10

REPORT OF COMPTROLLER

243

Kleberg	Knox	Lamar	Lamb	Lampasas	La Salle	Lavaca	Lee
\$18,805,520	\$ 4,714,560	\$ 9,413,955	\$ 7,118,116	\$ 2,981,281	\$ 3,524,325	\$13,006,270	\$ 3,361,692
3,950,930	1,468,060	8,654,040	2,732,885	1,570,161	747,300	2,295,620	1,314,942
12,790	12,500	82,000	7,250	14,075	4,500	10,000	7,800
222,660	810,000	590,000	912,000	379,290	958,293	1,091,150	619,010
.....	1,200	60
60	1,500	1,400	10,400	176,724	9,000	200
.....	37,314	1,200	1,200	120
10	15,000	90,000	30,000	3,910	2,000	32,300	22,960
20	200	200	1,440
45,640	903,000	805,000	500,000	441,250	56,320	1,322,100	462,240
.....
464,390	303,520	600,000	600,000	331,657	112,350	544,300	150,000
.....	705,000	218,250
228,710	702,000	41,000	896,275	318,450	96,397	216,970	237,250
100	20,000	4,500	155,230
.....	22,000
.....	168,000
.....
254,790	258,480	162,800	17,370
.....
165,670	587,000	159,720	57,123	60,820	186,110
91,760	67,500	693,555	168,750	77,500	80,000	162,260	256,995
246,520	295,590	727,145	246,820	455,445	327,110	456,960	552,260
51,200	6,910	167,680	46,740	140,610	94,440	177,540	223,940
61,850	18,900	372,380	75,440	135,070	21,200	43,930	184,770
.....
426,840	115,750	967,470	1,013,050	28,050	219,540	184,870	7,070
.....
469,810	127,090	93,020	30,000	287,350	17,285
59,240	8,990	38,800	9,090	2,240	14,210	2,490
.....
83,760	43,050	76,150	57,630	41,630	73,110	40,410	30,410
.....
\$25,642,270	\$10,479,600	\$24,191,195	\$14,424,506	\$ 7,447,600	\$ 6,362,295	\$20,507,970	\$ 7,654,914
\$22,993,490	\$ 8,439,700	\$17,822,680	\$10,443,366	\$ 5,517,883	\$ 5,773,775	\$15,116,760	\$ 5,084,242
\$ 165,552.84	\$ 35,446.74	\$ 74,856.78	\$ 43,860.69	\$ 23,176.41	\$ 24,249.02	\$ 63,492.08	\$ 21,353.28
3,200
23.01
.....
561,646	564,769	556,653	624,873	445,301	937,513	617,935	394,425
900	500	2,600	720	563	225	1,000	390
22,161	27,000	25,000	30,400	12,643	49,230	43,100	34,140
.....	50	3
60	300	500	5,200	58,908	4,500	200
.....	24,876	600	600	120
2	2,000	7,000	3,000	782	8,075	3,280
2	4	4	1,440
286	4,010	1,408	8,750	3,424
21.28	44.18	96.01	22.80	57.92	91.20	57.12	72.05
.....
\$ 33.48	\$ 8.33	\$ 16.91	\$ 11.40	\$ 6.79	\$ 3.78	\$ 11.78	\$ 8.50
1.00	1.25	1.30	.80	1.05	1.65	.63	1.03

TABLE NO. 91—Continued
Property Assessed for Taxation as shown by 1951 Tax Rolls

	Leon	Liberty	Limestone	Lipscomb
Land Assessed in Acres.....	\$ 4,860,870	\$26,942,140	\$ 5,911,290	\$ 2,607,200
Town Lots.....	676,215	3,947,842	2,579,460	1,117,020
Horses and Mules.....	23,800	127,920	5,250	12,240
Cattle.....	275,325	558,940	915,000	877,800
Jacks and Jennets.....	770	780		
Sheep.....	830	5,900		1,170
Goats.....	3,585	4,010		
Hogs.....	8,610	7,910	240	7,670
Dogs.....	675	820		
Vehicles.....	389,100	554,400	1,760,000	633,130
Goods and Merchandise.....	72,340	603,800	518,610	434,500
Materials and Manufactured Articles.....	32,500	500,600		
Manufacturer's Tools and Implements.....		460,880	42,500	627,790
Steam Engines and Boilers.....		369,650		
Money and Credits of Banks and Bankers.....		31,980		
Money on Hand or on Deposit.....				
Credits of Others Than Banks.....				
Stocks and Bonds.....				
Shares of Capital Stock Companies.....				
Property of Companies and Corporations.....	187,780	1,982,940		
Miscellaneous Property.....		14,460		253,300
State and National Banks.....	60,000	461,000	287,793	87,500
Railroads Assessed in Miles.....	701,592	1,096,100	436,230	331,280
Rolling Stock.....	109,270	263,890	114,730	29,670
Intangible Value (Railroads).....	9,640	341,635	179,750	75,660
Street Railways and Interurbans.....				
Telephone and Telegraph Lines.....	276,590	387,225	125,650	77,660
Steam and Other Vessels.....				
Pipe Lines.....	917,410	2,253,258	1,682,000	
Intangible Value (Pipe Lines).....	153,320	409,110	136,810	
Intangible Value (Trucks and Buses).....	101,350	169,230	36,620	8,835
Total Value.....	\$ 8,861,572	\$41,496,420	\$14,728,933	\$ 7,182,425
Total Value for State.....	\$ 7,376,926	\$38,363,890	\$10,893,463	\$ 6,440,065
State Tax.....	\$ 30,984.20	\$ 161,123.39	\$ 45,753.12	\$ 27,047.48
Supplemental Value for Back Years.....				
Supplemental Tax for Back Years.....				
Number of Acres.....	679,345	770,235	606,523	602,569
Number of Horses and Mules.....	680	3,340	350	409
Number Cattle.....	18,355	26,765	30,500	33,306
Number Jacks and Jennets.....	11	15		
Number Sheep.....	830	2,950		355
Number Goats.....	3,585	4,010		
Number Hogs.....	2,870	3,920	60	813
Number Dogs.....	9	24		
Number Vehicles.....	2,594	6,929	4,600	1,440
Number Miles Railroads.....	75.44	113.85	43.73	44.52
Average Value of Land.....	\$ 13.04	\$ 34.97	\$ 9.00	\$ 4.32
Rate of County Tax.....	1.10	1.00	1.67	.70

REPORT OF COMPTROLLER

Live Oak	Ilano	Loving	Lubbock	Lynn	Madison	Marion	Martin
\$ 6,811,555	\$ 3,558,220	\$ 530,026	\$14,887,480	\$ 6,151,298	\$ 3,919,622	\$ 3,563,062	\$ 2,527,721
646,930	949,880	7,567	57,360,240	1,260,635	34,010	788,475	287,765
4,000	26,240	2,025	60,500		14,850	3,000	675
510,000	1,396,000	35,880	461,500		200,800	142,000	180,000
200							
4,000	65,260		21,250				11,100
2,000	96,855				3,000		
15,000	76,180		13,000			2,500	
200	50					200	
312,500	483,291	8,704	1,557,900			231,050	130,000
80,000	160,782		14,900,220		235,100	142,000	85,125
90,250			252,500				40,500
881,905			198,960		55,798		431,830
	50,153					2,000	
		1,536,110	196,530	2,303,857		319,560	98,970
19,595	55,000		1,793,550	56,500		60,000	75,000
187,280	156,000		936,480		56,680	193,900	71,670
4,680	63,560		94,100	12,000	123,340	39,120	24,780
11,700	15,730		273,570	21,510	7,780	147,100	129,900
33,470	71,085		2,225,700	51,950	78,310	44,230	27,920
387,110			276,560	9,520	499,160	351,200	390,570
50,160	800	85,310	20,330	710	76,490	39,390	107,410
72,070	6,810		171,920	52,930	55,810	27,080	41,420
\$10,074,605	\$ 7,231,896	\$ 2,205,622	\$95,702,290	\$ 9,920,910	\$ 5,630,750	\$ 6,095,867	\$ 4,662,356
\$ 9,179,990	\$ 6,137,579	\$ 2,172,008	\$73,028,620	\$ 7,916,053	\$ 3,820,200	\$ 5,117,747	\$ 4,816,046
\$ 38,554.81	\$ 25,777.60	\$ 9,125.03	\$ 306,718.90	\$ 33,246.86	\$ 16,044.83	\$ 21,493.02	\$ 18,127.23
985,551	658,349	402,304	577,566	564,500	303,967	270,419	582,044
400	1,312	81	3,025		594	300	45
25,300	33,400	1,445	23,075		10,040	6,800	7,200
9							
2,000	13,052		4,250				3,700
2,000	32,285				1,500		
3,000	15,236		6,500			500	
10	4					10	
2,500	1,595	17	38,941		900	1,850	
46.82	20.45		124.00	35.35	13.68	33.58	13.03
\$ 6.50	\$ 5.40	\$ 5.48	\$ 28.00	\$ 10.89	\$ 12.89	\$ 13.18	\$ 3.00
1.25	1.10	2.30	.80	1.55	1.05	1.40	1.80

REPORT OF COMPTROLLER

TABLE NO. 91—Continued

Property Assessed for Taxation as shown by 1951 Tax Rolls

	Mason	Matagorda	Maverick	McCulloch
Land Assessed in Acres.....	\$ 4,242,410	\$24,903,700	\$ 6,754,973	\$ 4,877,165
Town Lots.....	579,375	3,797,705	3,874,213	2,575,920
Horses and Mules.....	23,775	56,400	19,050	19,760
Cattle.....	818,340	934,000	1,349,205	268,500
Jacks and Jennets.....				
Sheep.....	265,770	3,450	20,600	298,710
Goats.....	97,435	300	6,580	19,380
Hogs.....	33,540	100	1,500	1,550
Dogs.....	200	500		
Vehicles.....	607,785	1,490,240	333,110	845,500
Goods and Merchandise.....	147,320	1,091,500	610,352	571,830
Materials and Manufactured Articles.....	32,760		19,744	
Manufacturer's Tools and Implements.....		745,130	342,825	184,260
Steam Engines and Boilers.....	181,050		1,590	50,300
Money and Credits of Banks and Bankers.....	23,225			86,410
Money on Hand or on Deposit.....			52,957	
Credits of Others Than Banks.....			900	
Stocks and Bonds.....				
Shares of Capital Stock Companies.....				
Property of Companies and Corporations.....		472,150	1,037,705	177,110
Miscellaneous Property.....	42,840		131,047	36,025
State and National Banks.....	41,000	137,770	187,177	255,000
Railroads Assessed in Miles.....		811,700	389,160	347,200
Rolling Stock.....		267,040	90,040	97,400
Intangible Value (Railroads).....		187,640	22,280	154,440
Street Railways and Interurbans.....				
Telephone and Telegraph Lines.....	138,470	89,740	104,070	
Steam and Other Vessels.....				
Pipe Lines.....	248,570	663,710		
Intangible Value (Pipe Lines).....	80,730	56,550		
Intangible Value (Trucks and Buses).....	34,890	69,810	8,770	80,090
Total Value.....	\$ 7,639,485	\$35,839,135	\$15,357,848	\$10,946,550
Total Value for State.....	\$ 6,225,020	\$33,132,355	\$13,311,054	\$ 8,380,208
State Tax.....	\$ 26,146.34	\$ 149,642.47	\$ 55,906.52	\$ 35,112.24
Supplemental Value for Back Years.....				
Supplemental Tax for Back Years.....				
Number of Acres.....	549,832	626,894	809,556	662,952
Number of Horses and Mules.....	951	1,831	360	488
Number Cattle.....	24,618	49,200	21,149	17,900
Number Jacks and Jennets.....				
Number Sheep.....	53,003	1,050	4,150	99,570
Number Goats.....	32,126	300	1,645	12,920
Number Hogs.....	6,658	20	160	310
Number Dogs.....	2	10		
Number Vehicles.....			1,093	
Number Miles Railroads.....		122.09	28.97	64.28
Average Value of Land.....	\$ 7.90	\$ 39.73	\$ 8.34	\$ 7.33
Rate of County Tax.....	1.03	.91	1.13	1.29

REPORT OF COMPTROLLER

McLennan	McMullen	Medina	Menard	Midland	Milam	Mills	Mitchell
\$18,572,220	\$ 3,642,535	\$ 5,628,080	\$ 2,515,140	\$ 7,192,430	\$ 8,638,012	\$ 2,848,875	\$ 5,655,430
53,645,730	47,940	1,634,590	583,570	7,711,350	2,849,078	401,690	3,125,020
16,000	14,385	4,040	17,820	5,600	15,330	5,470	10,000
400,000	201,860	179,050	367,750	100,980	627,870	434,455	560,000
200							
12,000	40	68,060	525,335	57,130	4,965	283,375	24,000
2,250	185	29,320	38,050		1,830	118,090	
6,000	245	2,230	145		6,250	6,135	
	565	800	55		1,025	135	
13,500,000	31,385	535,590	436,150	1,352,000	2,586,785	458,400	1,231,330
5,547,530	8,700	216,240	174,645	1,435,420	425,185	151,905	330,000
800,000				85,420	90,250		90,000
3,500,000	27,055	372,050	47,480	32,820	484,340	200,620	320,000
90,000				39,030			
1,100,000		51,090		20,150			
500,000		9,400					
			83,750				
122,460	147,475	1,017,390	12,850	1,688,660	1,122,390	73,140	178,420
2,552,670		189,100	90,000	502,160	332,639	30,000	150,370
2,239,430	16,490	498,410	71,320	106,040	926,425	239,890	248,850
384,860	1,100	160,620	7,930	50,410	270,690	82,150	62,430
151,765	2,750	218,280	38,080	264,300	118,805	82,335	323,080
2,064,250	23,730	73,840		817,280	198,440	10,850	43,820
2,646,345	206,220	418,140	26,140	852,370	104,675	128,270	1,232,160
129,390	19,140	97,750	8,420	297,230	46,710	38,110	308,340
302,430	3,640	60,260	27,270	153,200	63,280	26,070	116,280
\$108,285,530	\$ 4,395,440	\$11,464,330	\$ 5,071,900	\$22,763,980	\$18,914,974	\$ 5,619,965	\$14,009,530
\$82,893,950	\$ 4,395,440	\$ 8,788,220	\$ 4,421,820	\$18,159,910	\$14,404,634	\$ 4,117,205	\$11,515,670
\$ 348,160.63	\$ 18,459.78	\$ 36,910.57	\$ 18,571.67	\$ 76,272.94	\$ 103,711.40	\$ 17,292.82	\$ 48,365.78
620,367	1,174,829	827,662	558,103	571,539	692,305	474,202	564,383
800	753	1,120	594	280	1,587	524	500
20,000	19,062	40,002	12,422	6,120	18,059	12,673	20,000
10							
6,000	20	27,010	118,595	22,852	753	54,965	10,000
1,500	90	24,110	14,514		454	38,856	
2,000	98	201	29		1,044	331	
	16	8	2		24	3	
45,000		5,033	1,176	5,200	5,466	1,508	3,200
193.46	10.99	56.39	15.85	26.51	113.32	34.27	32.86
\$ 29.87	\$ 2.25	\$ 6.80	\$ 4.50	\$ 12.58	\$ 10.54	\$ 6.00	\$ 8.60
.69	1.00	1.10	1.30	1.00	.75	.80	1.10

REPORT OF COMPTROLLER

TABLE NO. 91—Continued

Property Assessed for Taxation as shown by 1951 Tax Rolls

	Montague	Montgomery	Moore	Morris
Land Assessed in Acres.....	\$15,967,860	\$59,843,160	\$14,536,895	\$ 1,351,860
Town Lots.....	2,121,230	1,777,880	1,154,235	671,260
Horses and Mules.....	2,000	2,000	4,950
Cattle.....	112,365	20,000	144,000	116,850
Jacks and Jennets.....
Sheep.....	4,500
Goats.....	150	100
Hogs.....	5,000	500
Dogs.....	500	10
Vehicles.....	68,220	250,130	15,000	571,230
Goods and Merchandise.....	865,400	1,075,000	165,940	211,380
Materials and Manufactured Articles.....	61,380	310,000	12,000
Manufacturer's Tools and Implements.....	33,475	773,590	35,425
Steam Engines and Boilers.....	75,000	7,350
Money and Credits of Banks and Bankers.....
Money on Hand or on Deposit.....
Credits of Others Than Banks.....
Stocks and Bonds.....
Shares of Capital Stock Companies.....
Property of Companies and Corporations.....	806,510	1,695,770
Miscellaneous Property.....	512,950	1,599,070	3,501,870
State and National Banks.....	243,335	135,340	26,600	103,750
Railroads Assessed in Miles.....	770,900	1,030,170	351,250	167,210
Rolling Stock.....	102,275	256,510	15,950	44,850
Intangible Value (Railroads).....	170,480	164,085	63,050	42,910
Street Railways and Interurbans.....
Telephone and Telegraph Lines.....	17,390	37,190	207,390	79,540
Steam and Other Vessels.....
Pipe Lines.....	1,239,455	1,999,760	2,076,160	44,580
Intangible Value (Pipe Lines).....	247,290	503,670
Intangible Value (Trucks and Buses).....	76,230	154,260	78,150	44,610
Total Value.....	\$23,423,395	\$70,010,315	\$22,350,490	\$ 5,194,135
Total Value for State.....	\$20,742,450	\$67,828,815	\$21,587,160	\$ 4,142,315
State Tax.....	\$ 87,116.16	\$ 284,881.40	\$ 90,666.06	\$ 17,397.52
Supplemental Value for Back Years.....
Supplemental Tax for Back Years.....
Number of Acres.....	586,397	627,689	574,930	173,928
Number of Horses and Mules.....	200	300	495
Number Cattle.....	37,455	18,000	3,895
Number Jacks and Jennets.....
Number Sheep.....	900
Number Goats.....	75	51
Number Hogs.....	50
Number Dogs.....	1
Number Vehicles.....	2,274	300	1,056
Number Miles Railroads.....	87.75	129.83	73.70	30.43
Average Value of Land.....	\$ 27.23	\$ 95.34	\$ 25.28	\$ 7.77
Rate of County Tax.....	.90	1.23	1.30	.95

REPORT OF COMPTROLLER

Motley	Nacogdoches	Navarro	Newton	Nolan	Nueces	Ochiltree	Oldham
\$ 4,346,295	\$ 6,661,480	\$ 9,030,916	\$ 5,646,895	\$ 3,927,680	\$59,358,605	\$ 3,737,680	\$ 2,956,288
541,490	4,050,950	5,663,185	205,620	5,581,904	54,956,430	1,566,850	231,355
13,435	13,000	48,000	12,500	16,000	12,000
700,610	120,000	800,000	113,690	110,000	480,000
.....
1,270	3,000	3,600	300,000	500
.....	400	500	8,000
3,495	40,000	2,800	1,000
20	50	2,400
254,150	900,000	2,842,640	205,025	321,284	360,000
.....
134,695	19,500	1,435,168	20,500	800,000	50,000
15,125	18,450	52,500	190,000	30,000
138,685	31,000	149,400	42,500	80,000	150,000
30,850	17,500	10,500
.....	17,100
4,100
600
2,500
.....	42,485	607,060
.....
261,020	332,060	1,314,720	68,210	36,786,760	1,836,671	29,776
25,000	228,250	550,349	174,601	1,886,120	81,770	30,000
259,910	753,080	1,088,270	221,540	762,940	691,400	198,400	433,290
4,327	231,940	192,450	14,760	129,370	183,480	9,070	52,735
28,910	139,920	178,040	86,830	364,090	85,470	16,790	164,010
.....
13,570	574,700	671,923	43,570	28,952	1,757,150	14,740	171,400
.....	192,510
253,725	855,220	910,540	696,590	606,880	2,768,805	760,867
16,960	284,670	190,530	24,980	89,970	728,580
.....
31,240	107,490	187,770	12,370	132,560	288,900	19,675	91,550
.....
\$ 7,081,982	\$15,339,260	\$25,314,401	\$ 7,530,365	\$14,231,291	\$159,684,210	\$ 8,242,513	\$ 5,243,904
\$ 6,357,512	\$10,262,540	\$19,470,276	\$ 6,876,890	\$10,689,207	\$144,838,300	\$ 7,407,983	\$ 5,075,844
\$ 26,699.46	\$ 43,104.65	\$ 81,774.49	\$ 28,882.11	\$ 44,888.80	\$1,042,834.66	\$ 31,113.44	\$ 21,318.31
.....
.....
683,089	815,117	686,944	738,089	592,403	463,887	585,307	953,861
678	1,300	2,400	500	800	800
17,510	30,000	40,000	9,650	11,000	30,000
.....
421	3,000	1,200	100,000	100
.....	400	200	4,000
699	8,000	1,400	200
4	1	24
983	4,500	8,000	2,433	8,000	1,200
36.32	96.67	108.16	41.69	92.44	77.08	33.59	66.66
.....
\$ 8 00	\$ 10.50	\$ 13.14	\$ 7.60	\$ 6.63	\$ 127.96	\$ 6.38	\$ 3.71
1.23	.70	.90	1.00	1.05	1.30	1.55	.80

REPORT OF COMPTROLLER

TABLE NO. 91—Continued

Property Assessed for Taxation as shown by 1951 Tax Rolls

	Orange	Palo Pinto	Panola	Parker
Land Assessed in Acres.....	\$17,716,480	\$ 4,071,550	\$34,680,450	\$ 6,498,755
Town Lots.....	6,192,730	4,342,460	988,990	3,060,140
Horses and Mules.....	5,400	17,375	3,000	810
Cattle.....	70,000	1,187,565	1,027,820	997,640
Jacks and Jennets.....	100	40		
Sheep.....	500	14,610		6,000
Goats.....	1,250	37,805	5,150	3,000
Hogs.....	1,500	7,820	4,830	8,400
Dogs.....	1,700	125		400
Vehicles.....	625,000	1,561,870	1,872,300	720,500
Goods and Merchandise.....	935,000	715,530	794,550	690,350
Materials and Manufactured Articles.....	1,406,000	368,515	50,000	
Manufacturer's Tools and Implements.....	385,000	160,915	7,015,110	933,550
Steam Engines and Boilers.....		985		
Money and Credits of Banks and Bankers.....		7,000		378,560
Money on Hand or on Deposit.....		59,690		
Credits of Others Than Banks.....				39,210
Stocks and Bonds.....				
Shares of Capital Stock Companies.....				
Property of Companies and Corporations.....		244,450	3,751,700	161,150
Miscellaneous Property.....	497,450	60,260	3,000	3,570
State and National Banks.....	592,630	285,525	120,000	277,320
Railroads Assessed in Miles.....	724,430	346,655	222,850	405,665
Rolling Stock.....	114,760	74,925	15,680	137,130
Intangible Value (Railroads).....	300,960	391,480	75,370	413,080
Street Railways and Interurbans.....				
Telephone and Telegraph Lines.....	381,300	559,670		654,130
Steam and Other Vessels.....	102,000			
Pipe Lines.....	824,480	777,470	1,503,860	878,040
Intangible Value (Pipe Lines).....	172,210	119,720	38,410	160,800
Intangible Value (Trucks and Buses).....	109,680	160,840	117,150	151,030
Total Value.....	\$31,160,560	\$15,572,850	\$52,290,220	\$16,579,230
Total Value for State.....	\$27,086,810	\$12,429,570	\$49,705,200	\$12,019,170
State Tax.....	\$ 195,025.04	\$ 52,205.88	\$ 208,761.32	\$ 50,479.78
Supplemental Value for Back Years.....				
Supplemental Tax for Back Years.....				
Number of Acres.....	230,404	587,194	533,987	716,192
Number of Horses and Mules.....	160	599		310
Number Cattle.....	6,000	29,085		35,630
Number Jacks and Jennets.....	5	2		
Number Sheep.....	100	2,922		3,000
Number Goats.....	200	12,195		1,500
Number Hogs.....	100	1,065		560
Number Dogs.....	150	6		8
Number Vehicles.....		6,239		5,980
Number Miles Railroads.....	154.41	40.24	31.37	71.60
Average Value of Land.....	\$ 76.89	\$ 6.93	\$ 64.94	\$ 20.35
Rate of County Tax.....	1.00	.95	1.55	1.23

REPORT OF COMPTROLLER

Parmer	Pecos	Polk	Potter	Presidio	Rains	Randall	Reagan
\$ 3,589,807	\$46,039,030	\$ 6,439,098	\$ 6,590,930	\$ 3,645,964	\$ 1,651,645	\$ 2,985,560	\$ 5,113,260
698,355	1,379,150	996,012	38,367,610	1,306,325		5,732,680	488,660
1,340	35,150	129,800	9,300	30,660	3,730	1,600	15,450
322,080	131,540	553,000	2,300,000	360,140	75,920	79,840	252,210
				16			
6,840	346,250	2,000	7,500	169,300	110	2,700	268,315
	5,800	1,300		10,055			750
6,585		33,000	20,000	12	20	2,640	45
		500					
653,775	33,300	555,902	2,500,000	358,747	113,755	532,400	308,575
249,545	114,020	170,000	10,000,000	271,712	48,975	719,410	137,455
105,735		26,000	1,000,000	250		111,840	52,150
197,500	14,500	124,500	3,100,000	21,950	30,600	543,910	
	27,300	32,300	26,000			348,210	
		10,000	60,000				
			30,000				
			75,000				
		312,675		37,117		139,270	2,714,940
316,290	759,780	6,652,675	7,094,220	299,341		469,000	538,335
33,050	37,500	160,500	1,786,330	64,000	36,380	58,350	16,500
554,580	454,830	398,827	1,627,300	644,600	86,610	532,855	181,010
86,100	43,830	132,200	151,765	153,430	30,530	80,170	6,860
226,720	81,640	122,320	389,930	260,140	14,060	197,350	15,960
264,995	188,500	79,530	1,359,890	49,480	55,580	1,159,781	15,780
	602,740	868,460	742,180				679,670
	373,150	207,010	3,710		4,780	7,820	194,670
62,470	121,220	104,640	256,470	30,260	11,550	82,130	21,880
\$ 7,375,767	\$50,789,230	\$18,112,249	\$77,498,135	\$ 7,713,499	\$ 2,164,245	\$13,787,516	\$11,022,475
\$ 6,350,442	\$49,632,720	\$15,854,685	\$60,757,845	\$ 6,991,691	\$ 1,500,380	\$ 9,778,446	\$ 9,873,355
\$ 26,671.43	\$ 208,457.61	\$ 66,591.81	\$ 255,180.47	\$ 29,365.84	\$ 6,303.96	\$ 41,069.45	\$ 41,468.16
	2,540						
	16.96						
562,391	5,364,115	712,486	637,591	2,244,728	163,242	554,817	760,560
67	1,742	1,975	310	1,728	373	80	515
10,736	13,000	23,000	65,000	24,308	3,796		8,397
				5			
1,368	168,990	450	1,500	82,954	50	450	88,938
	5,600	600		10,048			250
439		6,900	1,000	3	2	440	15
		10					
1,916	600	5,600	12,000	1,055	371	4,360	538
49.02	78.46	48.57	139.41	116.80	24.45	47.41	33.85
\$ 6.05	\$ 10.50	\$ 9.30	\$ 10.30	\$ 1.56	\$ 10.11	\$ 5.65	\$ 6.72
.95	1.05	.80	.80	.80	1.30	1.22	1.58

REPORT OF COMPTROLLER

TABLE NO. 91—Continued

Property Assessed for Taxation as shown by 1951 Tax Rolls

	Real	Red River	Reeves	Refugio
Land Assessed in Acres.....	\$ 890,395	\$ 6,327,155	\$ 5,266,418	\$39,030,128
Town Lots.....	97,198	1,390,525	2,972,835	871,680
Horses and Mules.....		38,500	10,950	18,090
Cattle.....	130,203	960,000	177,190	464,440
Jacks and Jennets.....	10	265		20
Sheep.....	107,424	500		536
Goats.....	103,750	150	1,600	380
Hogs.....	735	3,340		160
Dogs.....	1,875	600		
Vehicles.....	232,137	1,680,000	463,700	118,960
Goods and Merchandise.....	40,322	280,000	742,782	83,990
Materials and Manufactured Articles.....	5,455	232,000		5,920
Manufacturer's Tools and Implements.....	17,395		535,210	163,660
Steam Engines and Boilers.....	290			
Money and Credits of Banks and Bankers.....	2,650			69,800
Money on Hand or on Deposit.....	7,900	20,000		55,700
Credits of Others Than Banks.....	3,250			1,000
Stocks and Bonds.....		21,090		
Shares of Capital Stock Companies.....				
Property of Companies and Corporations.....	20,290	301,145		
Miscellaneous Property.....	1,420	490	940,177	867,126
State and National Banks.....		294,080	161,000	60,500
Railroads Assessed in Miles.....		323,700	501,370	297,390
Rolling Stock.....		87,970	105,653	113,610
Intangible Value (Railroads).....		334,000	461,270	94,650
Street Railways and Interurbans.....				
Telephone and Telegraph Lines.....	30,778	41,615	153,895	75,750
Steam and Other Vessels.....				
Pipe Lines.....	121,220	115,010	63,915	1,647,505
Intangible Value (Pipe Lines).....	46,740	7,350	56,870	381,070
Intangible Value (Trucks and Buses).....	660	52,610	186,320	75,190
Total Value.....	\$ 1,862,097	\$12,491,835	\$12,801,155	\$44,497,255
Total Value for State.....	\$ 1,686,155	\$ 8,865,055	\$11,518,325	\$43,926,283
State Tax.....	\$ 7,081.68	\$ 37,233.43	\$ 48,380.61	\$ 184,489.23
Supplemental Value for Back Years.....				
Supplemental Tax for Back Years.....				
Number of Acres.....	569,727	676,784	1,596,657	548,839
Number of Horses and Mules.....	468	2,900	209	840
Number Cattle.....	4,486	32,000	6,711	28,380
Number Jacks and Jennets.....	1	15		1
Number Sheep.....	30,655	220		250
Number Goats.....	50,898	80	800	160
Number Hogs.....	147	2,850		80
Number Dogs.....	28	12		
Number Vehicles.....	690	4,200	1,194	1,171
Number Miles Railroads.....		48.00	137.53	47.22
Average Value of Land.....	\$ 1.20	\$ 9.35	\$ 3.29	\$ 71.06
Rate of County Tax.....	1.30	.95	.80	.85

REPORT OF COMPTROLLER

Roberts	Robertson	Rockwall	Runnels	Rusk	Sabine	San Augustine	San Jacinto
\$ 2,520,709	\$ 4,249,447	\$ 2,358,750	\$ 5,346,545	\$ 78,739,765	\$ 1,841,061	\$ 3,867,057	\$ 2,677,620
202,442	2,428,771	397,980	2,627,140	1,513,460	144,675	706,190	67,670
4,175	2,250	21,000	3,500	10,000	6,000
685,841	42,560	400,000	32,000	120,000	150,000
.....	100
3,370	800	40,000	150
.....	450
380	475	10,000	300	2,000
.....	100
255,120	150,140	1,500,000	127,500	400,000	85,970
.....
59,320	115,380	550,000	140,100	232,000	12,000
.....	103,985	65,200
87,718	1,290,795	53,300	65,000
.....	20,250	10,000
.....
.....	4,000
.....
56,100	934,338
.....
544,140	1,289,114	139,585	8,848,975	3,257,160	15,764	580	2,705,090
25,000	262,932	64,540	179,250	157,500	15,625	118,452	11,490
206,000	1,182,685	130,000	313,770	173,900	162,115	168,910	127,870
32,840	299,910	19,800	97,290	55,600	9,820	8,890	41,840
93,740	272,940	8,970	84,525	23,520	47,210	42,720	39,300
.....
10,435	350,365	69,090	31,235	35,510	23,740	143,160	40,260
.....
59,330	936,515	83,590	264,710	1,511,525	391,500	69,005	456,060
.....	220,010	3,500	105,090	986,100	9,310	9,590	85,020
.....
4,020	111,930	25,870	70,280	170,340	36,340	17,100	17,500
.....
\$ 4,850,680	\$ 12,538,957	\$ 3,721,265	\$ 21,780,605	\$ 86,624,380	\$ 3,139,135	\$ 5,988,954	\$ 6,526,490
\$ 4,664,643	\$ 9,941,183	\$ 2,617,575	\$ 18,276,260	\$ 83,938,360	\$ 2,621,445	\$ 4,451,539	\$ 5,962,550
\$ 19,591.52	\$ 71,576.49	\$ 10,993.04	\$ 76,758.61	\$ 352,541.07	\$ 11,010.21	\$ 18,696.31	\$ 25,038.94
.....
.....
602,382	477,481	92,724	678,021	593,615	269,482	477,594	288,697
192	130	650	175	500	600
22,739	2,520	20,000	2,140	40,000	6,000
.....	5
695	350	10,000	75
.....
.....	300	450
61	75	2,000	1,000
.....	1
420	6,000	5	425
17.75	119.76	14.02	61.10	33.55	850	1,800	13.46
.....	19.65	17.78
\$ 4.18	\$ 8.89	\$ 24.25	\$ 7.90	\$ 132.64	\$ 7.52	\$ 8.00	\$ 9.46
1.35	.80	1.25	.75	1.09	1.40	.95	1.80

TABLE NO. 91—Continued

Property Assessed for Taxation as shown by 1951 Tax Rolls

	San Patricio	San Saba	Schleicher	Scurry
Land Assessed in Acres.....	\$25,789,830	\$ 5,021,170	\$ 5,044,693	\$ 3,473,380
Town Lots.....	3,463,740	1,095,790	396,500	2,300,080
Horses and Mules.....	31,920	2,640	31,500
Cattle.....	38,970	1,150,000	200,600
Jacks and Jennets.....	50
Sheep.....	1,600	383,200	6,200
Goats.....	280	87,550
Hogs.....	1,820	4,200
Dogs.....	280	100
Vehicles.....	225,350	57,100	360,000
Goods and Merchandise.....	262,750	181,500	977,165
Materials and Manufactured Articles.....	501,530	185,000	338,000
Manufacturer's Tools and Implements.....	495,830	180,300	3,515,670
Steam Engines and Boilers.....	104,050
Money and Credits of Banks and Bankers.....
Money on Hand or on Deposit.....
Credits of Others Than Banks.....
Stocks and Bonds.....	29,500	10,000
Shares of Capital Stock Companies.....	72,000
Property of Companies and Corporations.....	210,600	100,029,400
Miscellaneous Property.....	2,717,530	236,430	1,459,170	90,000
State and National Banks.....	214,735	23,400	56,250	87,600
Railroads Assessed in Miles.....	559,505	209,880	149,150	414,500
Rolling Stock.....	215,570	83,850	6,150	94,356
Intangible Value (Railroads).....	118,330	84,040	14,300	111,510
Street Railways and Interurbans.....
Telephone and Telegraph Lines.....	304,220	57,910	24,910	225,820
Steam and Other Vessels.....
Pipe Lines.....	1,767,570	57,220	409,300	1,198,340
Intangible Value (Pipe Lines).....	659,920	212,610	599,730
Intangible Value (Trucks and Buses).....	191,460	19,460	22,250	153,280
Total Value.....	\$37,696,340	\$ 9,413,340	\$ 7,795,283	\$114,207,131
Total Value for State.....	\$35,143,475	\$ 7,154,600	\$ 7,568,998	\$112,447,870
State Tax.....	\$ 253,029.12	\$ 30,049.86	\$ 30,618.02	\$ 472,281.07
Supplemental Value for Back Years.....
Supplemental Tax for Back Years.....
Number of Acres.....	445,869	710,966	836,000	572,314
Number of Horses and Mules.....	1,595	132	2,100
Number Cattle.....	2,565	28,990	10,030
Number Jacks and Jennets.....	1
Number Sheep.....	321	106,120	3,100
Number Goats.....	53	35,100
Number Hogs.....	363	210
Number Dogs.....	14	4
Number Vehicles.....	11,185	12,000
Number Miles Railroads.....	102.80	34.98	60.25
Average Value of Land.....	\$ 58.07	\$ 7.00	\$ 6.03	\$ 6.07
Rate of County Tax.....	1.22	1.00	1.25	1.15

REPORT OF COMPTROLLER

Shackelford	Shelby	Sherman	Smith	Somervell	Starr	Stephens	Sterling
\$ 7,304,662	\$ 5,768,510	\$ 2,959,750	\$10,155,414	\$ 1,115,902	\$22,357,975	\$ 5,878,838	\$ 3,872,600
736,480	876,221	565,720	21,519,738	287,095	774,425	2,141,725	280,635
3,350	7,000	6,560	800	41,400	25,800	15,040
902,550	60,000	300,546	5,000	155,700	168,015	600,000	327,960
.....	600	150	60
15,250	425	2,800	300	23,000	369,340
.....	520	6,900	1,070	24,306	13,500
.....	1,250	1,482	3,120
.....	600
542,500	120,000	478,000	2,400,000	216,900	277,200	175,500	80,855
201,550	50,000	220,182	6,531,859	66,570	292,360	250,601	63,220
31,185	120,000	2,152,500	72,900
40,600	37,379	1,359,315	2,626,458	46,995	80,250	7,550
45,720	75,000	1,885,320	21,920
.....	20,000
.....
4,775
.....	6,203,504	1,310,270	2,709,427	733,551
178,060	164,110	3,190	9,975	607,688	5,100
60,900	679,910	65,000	2,012,750	25,000	11,435	60,000	76,820
232,920	493,740	410,470	1,013,305	41,350	132,720	60,390
54,820	107,390	13,670	185,660	8,270	19,981	6,710
24,830	157,475	53,960	35,510	10,860	63,380	32,245
.....
138,500	32,440	157,125	106,460	128,865	29,700	46,895	71,260
320,430	284,280	656,630	493,530	572,425	217,500
70,540	43,050	194,900	103,970	84,550	122,980
.....
116,850	70,490	35,910	230,210	5,480	31,150	94,950	24,800
\$11,025,572	\$ 9,006,280	\$12,995,304	\$51,714,904	\$ 2,015,192	\$26,105,220	\$13,587,096	\$ 6,362,056
\$10,147,842	\$ 6,426,543	\$12,523,154	\$40,807,229	\$ 1,416,051	\$25,378,095	\$11,931,054	\$ 6,170,011
\$ 42,620.69	\$ 26,990.89	\$ 52,596.74	\$ 171,389.70	\$ 5,949.58	\$ 106,586.15	\$ 50,110.14	\$ 25,914.30
.....	15,230
.....	109.65
550,831	454,929	588,499	583,217	118,142	651,954	575,390	596,897
167	2,500	328	80	2,070	1,290	622
31,381	14,000	16,697	500	3,114	8,418	20,000	10,932
.....	2	10	3
4,250	320	280	285	8,500	73,868
.....
.....	280	1,160	730	8,200	4,500
.....	400	247	312
.....	16
1,610	6,000	1,912	25,000	723	1,386	1,500	426
38.82	59.12	53.50	99.68	16.54	48.82	13.42
\$ 13.26	\$ 12.68	\$ 5.05	\$ 17.41	\$ 9.60	\$ 34.30	\$ 5.00	\$ 6.48
1.10	.80	.90	1.14	2.65	1.50	1.10	2.65

REPORT OF COMPTROLLER

TABLE NO. 91—Continued

Property Assessed for Taxation as shown by 1951 Tax Rolls

	Stonewall	Sutton	Swisher	Tarrant
Land Assessed in Acres.....	\$ 3,654,020	\$ 2,303,260	\$ 3,873,010	\$24,089,390
Town Lots.....	580,670	651,150	1,848,170	166,620,750
Horses and Mules.....	13,030	33,320	9,400	21,000
Cattle.....	466,550	505,090	27,180	996,000
Jacks and Jennets.....				1,600
Sheep.....	500	341,965	5,250	26,200
Goats.....	10	145,135		2,250
Hogs.....	170	70	7,800	24,400
Dogs.....	250	800		500
Vehicles.....	621,360	320,200	98,400	3,697,000
Goods and Merchandise.....	66,860	175,870	820,450	14,960,000
Materials and Manufactured Articles.....				1,225,000
Manufacturer's Tools and Implements.....	278,960	9,650	1,285,000	572,000
Steam Engines and Boilers.....				190,000
Money and Credits of Banks and Bankers.....		51,592		720,000
Money on Hand or on Deposit.....		32,475		160,000
Credits of Others Than Banks.....				140,000
Stocks and Bonds.....				80,000
Shares of Capital Stock Companies.....				148,000
Property of Companies and Corporations.....	49,150	35,410		650,000
Miscellaneous Property.....	194,450	166,368	134,585	6,654,270
State and National Banks.....	18,750	66,000	67,840	8,212,170
Railroads Assessed in Miles.....	203,280	63,650	259,720	5,804,576
Rolling Stock.....	790	2,740	44,490	424,881
Intangible Value (Railroads).....	15,730	6,360	81,490	986,230
Street Railways and Interurbans.....				9,536,810
Telephone and Telegraph Lines.....	88,660	30,880	53,350	7,561,310
Steam and Other Vessels.....				
Pipe Lines.....	37,890	555,370	272,745	2,747,637
Intangible Value (Pipe Lines).....	43,610	228,220	1,970	119,860
Intangible Value (Trucks and Buses).....	33,520	51,230	41,360	584,910
Total Value.....	\$ 6,368,210	\$ 5,777,805	\$ 8,932,210	\$256,956,744
Total Value for State.....	\$ 5,665,460	\$ 5,443,695	\$ 7,281,110	\$183,643,444
State Tax.....	\$ 23,794.27	\$ 22,863.54	\$ 30,581.45	\$ 771,303.56
Supplemental Value for Back Years.....				
Supplemental Tax for Back Years.....				
Number of Acres.....	389,505	942,554	535,959	475,296
Number of Horses and Mules.....	384	1,333	940	5,150
Number Cattle.....	13,790	19,779	13,590	34,200
Number Jacks and Jennets.....				15
Number Sheep.....	124	134,789	1,050	8,800
Number Goats.....	3	77,230		1,500
Number Hogs.....	30	7	780	6,900
Number Dogs.....	5	16		10
Number Vehicles.....	857	1,800	5,250	23,900
Number Miles Railroads.....	40.31	12.73	32.96	241.43
Average Value of Land.....	\$ 6.16	\$ 2.50	\$ 6.25	\$ 50.68
Rate of County Tax.....	1.00	1.12	1.13	.85

REPORT OF COMPTROLLER

257

Taylor	Terrell	Terry	Throckmorton	Titus	Tom Green	Travis	Trinity
\$ 4,246,269	\$ 2,039,140	\$ 7,150,115	\$ 9,475,510	\$ 6,185,190	\$ 7,614,590	\$ 15,313,940	\$ 3,345,963
19,039,720	444,890	2,986,520	406,065	2,072,600	23,048,950	88,751,340	494,920
46,000	30,100	1,000	10,900	59,000	36,760	52,400	26,205
28,500	57,640	14,400	767,570	77,180	485,900	1,172,280	120,270
36,000	431,080	1,000	1,800		444,960	7,000	
9,750	39,890			750	3,460	6,300	
80	430	10,000	300	700	305	71,460	3,055
920,000	130,800	840,000	359,735	420,000	358,080	15,339,720	301,970
1,500,000	126,510	370,000	72,400	420,200	2,564,000	3,803,780	218,510
300,000				6,100	877,500	833,620	151,150
180,000	5,700	2,378,401	194,000	19,200	269,450	286,700	121,125
35,000				94,320		48,610	40,000
80,000			38,000			189,000	
8,000					60,000		
60,000						116,500	
50,000						74,900	
650,000						312,000	
900,000				156,550	4,193,870		1,800
1,137,460	80,250	532,810	6,840		150,000	5,011,120	123,976
879,430	25,000	159,990	34,300	44,350	1,994,020	2,308,430	48,477
752,000	535,590	203,390		351,680	627,010	820,025	158,190
167,170	184,970	9,990		47,950	64,800	221,910	32,520
400,950	300,460	18,490		7,050	128,905	65,210	3,400
193,680	4,600	54,880	12,930	24,150	149,000	2,819,470	23,110
623,420		215,840	246,900	637,700	119,690	506,550	194,350
78,870		61,940	57,820	87,120	86,120	101,150	87,790
215,180	34,810	65,750	21,000	74,010	171,570	256,010	37,950
\$32,537,479	\$ 4,471,860	\$15,074,516	\$11,706,070	\$10,786,860	\$43,448,940	\$138,489,425	\$ 5,534,731
\$23,547,068	\$ 4,215,890	\$12,931,456	\$10,522,468	\$ 8,689,330	\$28,910,580	\$98,704,215	\$ 4,427,184
\$ 98,898.12	\$ 17,706.63	\$ 54,312.05	\$ 44,195.24	\$ 36,494.79	\$ 208,155.19	\$ 414,582.02	\$ 18,593.69
559,423	2,081,009	561,746	578,052	281,872	973,542	614,218	396,167
2,300	1,353	100	265	2,950	1,838	2,250	1,026
19,000	3,107	7,200	27,480	4,959	16,197	54,560	6,013
24,000	172,232	100	360	40	111,241	3,200	
13,000	32,625			50	1,154	4,670	
20	85	500	20	70	102	12,800	727
9,200	529	4,200	1,028	4,200	2,238	54,864	1,017
280.52	59.51	36.98		48.38	101.58	86.05	37.21
\$ 7.59	\$.98	\$ 7.00	\$ 8.50	\$ 21.94	\$ 7.82	\$ 24.93	\$ 8.44
.68	2.70	1.35	.95	1.43	.80	.84	1.45

TABLE NO. 91—Continued
Property Assessed for Taxation as shown by 1951 Tax Rolls

	Tyler	Upshur	Upton	Uvalde
Land Assessed in Acres.....	\$ 5,916,015	\$17,492,065	\$28,748,745	\$ 3,556,104
Town Lots.....	279,494	1,139,135	674,075	2,750,990
Horses and Mules.....	30,000		4,900	27,655
Cattle.....	90,000	240,000	82,800	779,025
Jacks and Jennets.....			30	
Sheep.....			201,900	294,099
Goats.....	230			154,169
Hogs.....	2,000			3,384
Dogs.....	175			
Vehicles.....	250,000	40,000	222,500	1,495,602
Goods and Merchandise.....	100,000	150,000	518,000	618,825
Materials and Manufactured Articles.....	25,000	25,000		
Manufacturer's Tools and Implements.....	394,270	85,000	491,000	894,378
Steam Engines and Boilers.....	57,300	2,500		
Money and Credits of Banks and Bankers.....				
Money on Hand or on Deposit.....				10,175
Credits of Others Than Banks.....				
Stocks and Bonds.....				
Shares of Capital Stock Companies.....				
Property of Companies and Corporations.....			2,552,253	
Miscellaneous Property.....		1,115,462	563,400	138,300
State and National Banks.....	14,872	88,500	58,750	238,946
Railroads Assessed in Miles.....	300,800	355,120	216,560	523,281
Rolling Stock.....	116,870	69,280	7,470	141,330
Intangible Value (Railroads).....	28,910	114,070	17,380	230,650
Street Railways and Interurbans.....				
Telephone and Telegraph Lines.....	56,790	7,920	5,340	116,110
Steam and Other Vessels.....				
Pipe Lines.....	1,463,095	348,210	1,413,070	262,725
Intangible Value (Pipe Lines).....	389,720	123,120	465,200	
Intangible Value (Trucks and Buses).....	22,270	92,550	72,240	44,430
Total Value.....	\$ 9,537,811	\$21,487,932	\$36,315,613	\$12,286,208
Total Value for State.....	\$ 8,869,440	\$19,629,010	\$35,827,073	\$10,360,682
State Tax.....	\$ 37,253.33	\$ 82,445.07	\$ 150,473.43	\$ 43,515.22
Supplemental Value for Back Years.....				
Supplemental Tax for Back Years.....				
Number of Acres.....	976,694	441,943	791,759	964,159
Number of Horses and Mules.....	1,500		245	1,101
Number Cattle.....	9,000	12,000	2,760	24,579
Number Jacks and Jennets.....			6	
Number Sheep.....			67,300	84,724
Number Goats.....	100			
Number Hogs.....	1,000			381
Number Dogs.....	4			
Number Vehicles.....		5,500		2,797
Number Miles Railroads.....	37.60	40.27	43.22	111.43
Average Value of Land.....	\$ 6.00	\$ 5.48	\$ 36.31	\$ 3.68
Rate of County Tax.....	2.90	1.15	1.05	1.45

Val Verde	Van Zandt	Victoria	Walker	Waller	Ward	Washington	Webb
\$ 3,811,681	\$24,063,602	\$24,516,715	\$ 4,830,639	\$29,547,546	\$ 1,129,790	\$ 5,359,120	\$10,666,627
3,163,695	1,379,010	6,674,010	1,274,130	875,000	2,649,430	2,890,950	13,444,097
56,040	30,000	24,400	8,900	16,000	1,340	52,950	27,050
262,770	163,915	395,000	360,000	257,000	52,800	423,720	982,150
.....	40	140	50
1,131,100	2,025	2,700	2,960
151,130	185	240	100	1,825
90	43,556	5,000	15,670
110	100	2,500	800
492,325	331,160	2,771,550	474,000	118,410	64,475	1,447,210	1,254,590
583,660	18,670	1,000,250	300,000	159,110	655,770	1,050,110	1,644,964
8,500	15,790	58,890	15,000	22,200	625,842
5,250	21,000	500,110	20,000	504,225	3,494,875	437,300	877,417
.....	5,800
1,500	215,000	28,560
.....	205,900	1,640
.....	45,250
3,250	13,000	43,260
.....	75,000
20,000	2,322,000	4,566,260	643,835	15,413,695	985,510	369,689
963,612	1,160	85,237	429,715	117,400	11,940
139,450	249,299	1,413,610	274,373	66,000	354,060	469,954
1,435,200	301,260	695,400	241,590	492,270	288,760	469,420	773,505
289,090	61,530	291,050	68,220	103,740	82,710	152,260	233,274
498,340	285,000	192,370	7,150	116,650	440,630	97,565	39,750
.....
126,970	262,381	66,000	15,170	104,590	237,915	50,540	302,720
.....
51,500	477,210	1,644,065	105,420	698,925	813,190	301,450	352,110
.....	164,940	154,480	38,970	145,530	302,430	4,660	51,760
.....
72,450	87,710	130,370	142,280	81,190	156,590	66,810	103,600
\$13,267,713	\$30,287,343	\$45,526,010	\$ 9,040,704	\$33,220,186	\$26,323,375	\$14,330,475	\$32,232,864
\$11,490,183	\$26,719,663	\$40,860,660	\$ 6,520,149	\$32,168,336	\$25,134,370	\$10,156,350	\$28,651,194
\$ 48,258.33	\$ 112,223.66	\$ 171,659.70	\$ 27,380.21	\$ 231,611.63	\$ 105,564.14	\$ 73,125.05	\$ 120,345.48
.....
.....
2,045,086	568,659	582,561	519,057	357,613	532,852	494,414	2,198,961
2,802	6,000	2,200	890	710	124	4,103	1,082
8,759	50,660	36,500	9,000	25,700	2,629	20,660	39,286
.....	4	14	1
323,173	405	1,800	981
.....
75,565	37	240	100	385
28	10,889	500	3,134
11	2	150	20
1,461	8,279	8,000	1,580	223	5,169
117.42	44.40	106.26	33.41	40.78	50.44	53.49	90.02
\$ 1.86	\$ 42.32	\$ 42.08	\$ 8.05	\$ 82.62	\$ 2.30	\$ 10.83	\$ 4.85
.48	1.81	.90	.95	.88	.80	1.02	2.50

TABLE NO. 91—Continued

Property Assessed for Taxation as shown by 1951 Tax Rolls

	Wharton	Wheeler	Wichita	Wilbarger
Land Assessed in Acres.....	\$49,255,702	\$ 5,902,041	\$19,933,010	\$12,136,963
Town Lots.....	3,345,031	1,397,605	41,467,570	5,354,681
Horses and Mules.....	71,520	2,000	32,500	18,600
Cattle.....	855,740	330,000	34,800	612,000
Jacks and Jennets.....	80		600	
Sheep.....	540	100	40,000	600
Goats.....	420		1,500	
Hogs.....	830	20,000	78,000	10,200
Dogs.....	400	150	500	150
Vehicles.....	961,540	1,751,000	2,640,000	1,950,000
Goods and Merchandise.....	202,310	100,000	4,125,000	1,118,750
Materials and Manufactured Articles.....	18,135	68,000	3,100,000	28,525
Manufacturer's Tools and Implements.....	40,400	20,000	1,758,000	350,900
Steam Engines and Boilers.....	1,928,610		340,000	8,900
Money and Credits of Banks and Bankers.....	651,450			
Money on Hand or on Deposit.....	500			25,600
Credits of Others Than Banks.....			160,000	13,750
Stocks and Bonds.....		3,000	400,000	
Shares of Capital Stock Companies.....			180,000	
Property of Companies and Corporations.....	6,702,803	614,741	1,485,000	
Miscellaneous Property.....	165,250	62,002	7,052,275	259,048
State and National Banks.....	204,200	52,669	1,673,800	
Railroads Assessed in Miles.....	769,150	567,730	633,165	531,645
Rolling Stock.....	237,110	15,890	109,794	100,369
Intangible Value (Railroads).....	293,540	189,280	186,190	191,590
Street Railways and Interurbans.....				
Telephone and Telegraph Lines.....	742,230	46,200	28,350	187,320
Steam and Other Vessels.....				
Pipe Lines.....	3,321,170	464,590	1,006,740	784,560
Intangible Value (Pipe Lines).....	110,880	13,660	254,930	43,400
Intangible Value (Trucks and Buses).....	125,830	90,145	217,660	81,340
Total Value.....	\$70,005,371	\$11,710,803	\$86,939,384	\$23,808,891
Total Value for State.....	\$66,495,561	\$10,233,757	\$68,121,034	\$19,812,981
State Tax.....	\$ 279,277.90	\$ 42,981.86	\$ 286,105.66	\$ 83,214.99
Supplemental Value for Back Years.....				
Supplemental Tax for Back Years.....				
Number of Acres.....	689,578	578,008	392,404	607,400
Number of Horses and Mules.....	3,576	100	650	1,240
Number Cattle.....	38,898	21,250	6,200	20,400
Number Jacks and Jennets.....	2		30	
Number Sheep.....	270	50	2,000	300
Number Goats.....	210		150	
Number Hogs.....	397	3,000	7,800	1,020
Number Dogs.....	20	2	10	3
Number Vehicles.....	9,712	5,200		9,750
Number Miles Railroads.....	112.95	88.00	67.76	59.00
Average Value of Land.....	\$ 13.94	\$ 10.21	\$ 50.80	\$ 19.24
Rate of County Tax.....	1.40	1.00	.60	1.15

REPORT OF COMPTROLLER

261

Willacy	Williamson	Wilson	Winkler	Wise	Wood	Yoakum	Young
\$10,882,049	\$12,776,780	\$ 6,474,550	\$36,761,036	\$ 6,053,390	\$39,931,675	\$38,793,445	\$ 8,758,920
1,371,580	5,357,280	1,055,495	1,487,835	1,452,510	1,859,520	334,930	3,505,760
2,986		12,700	4,500	101,800	8,730	260	87,500
35,364	900,000	809,420	81,715	1,168,700	54,340	132,075	658,860
		50			120		
	120,000	9,310		9,750	1,350		13,450
	60,000	2,620					1,500
		32,660		7,650	2,450	120	1,200
	340	100			900		600
676,875	2,000,000	1,104,555	19,550	592,800	721,550	224,160	783,730
406,176	2,000,000	321,630	171,067	220,800	250,180	42,800	432,800
		16,580			16,000		
465,241	1,188,000	122,450		431,440	574,280	233,310	983,390
	75,000	1,620					
		20,470					88,250
		7,480					
	1,001,020	505,800	3,306,130		639,430	1,825,860	
333,134		200,180	1,710,380	989,330	14,500	23,055	82,790
48,750	576,000	139,000	10,500	229,260	239,415	6,265	382,500
185,510	1,038,010	403,690	122,520	886,735	372,570		129,795
121,678	252,650	171,880	15,310	105,088	83,430		11,230
101,360	65,540	80,570	30,600	276,650	272,110		20,720
38,700	53,130		4,610	251,450	159,600	4,550	320,360
25,000	35,220	476,720	1,941,430	705,340	646,910	971,170	659,200
37,540	5,950	4,090	588,380	91,470	238,900	138,210	192,650
24,470	146,300	88,380	96,610	67,400	75,940	20,220	65,630
\$14,756,405	\$27,651,220	\$12,042,000	\$46,352,173	\$13,641,563	\$46,163,900	\$42,750,430	\$17,180,835
\$13,300,072	\$18,800,470	\$ 8,738,460	\$46,093,488	\$10,426,213	\$43,856,870	\$42,627,855	\$14,217,735
\$ 95,760.50	\$ 78,963.09	\$ 36,701.41	\$ 193,588.50	\$ 43,790.08	\$ 184,197.62	\$ 179,037.40	\$ 59,714.40
300,103	705,021	520,657	542,474	538,092	417,207	513,980	615,667
		1,270	150	3,020	873	26	1,750
	30,000	32,377	4,123	36,850	2,717	8,805	32,745
		1			6		
	30,000	1,862		3,540	135		4,150
	30,000	524					
		3,266		1,590	245	24	
		5			9		
		4,064	31	4,752	2,887	1,824	
50.57	125.41	55.30	30.63	89.14	52.03		53.77
\$ 36.26	\$ 18.12	\$ 11.50	\$ 67.76	\$ 8.04	\$ 95.71	\$ 75.47	\$ 14.19
.72	.90	.93	1.50	.70	.98	.91	1.40

TABLE NO. 91—Continued

Property Assessed for Taxation as shown by 1951 Tax Rolls

	Zapata	Zavala	Grand Total
Land Assessed in Acres.....	\$ 3,136,590	\$ 4,831,407	\$3,235,307,658
Town Lots.....	214,405	953,028	2,356,662,293
Horses and Mules.....	13,620	4,800	5,620,439
Cattle.....	241,620	818,000	118,115,332
Jacks and Jennets.....			28,391
Sheep.....			15,007,114
Goats.....	360	16,000	3,345,171
Hogs.....	225		2,364,758
Dogs.....			61,405
Vehicles.....	59,175	215,000	282,568,882
Goods and Merchandise.....	13,425	123,000	351,494,120
Materials and Manufactured Articles.....		4,025	72,303,640
Manufacturer's Tools and Implements.....	53,035	47,461	151,757,604
Steam Engines and Boilers.....			22,988,948
Money and Credits of Banks and Bankers.....			13,212,002
Money on Hand or on Deposit.....			12,036,866
Credits of Others Than Banks.....			5,925,049
Stocks and Bonds.....			7,288,950
Shares of Capital Stock Companies.....			2,152,020
Property of Companies and Corporations.....	12,200		262,249,453
Miscellaneous Property.....	13,625	421,629	330,828,091
State and National Banks.....	12,500	50,400	135,682,901
Railroads Assessed in Miles.....		186,590	135,036,887
Rolling Stock.....		3,520	29,226,802
Intangible Value (Railroads).....		8,810	37,565,260
Street Railways and Interurbans.....			13,076,815
Telephone and Telegraph Lines.....	78,180	514,800	86,945,721
Steam and Other Vessels.....			860,140
Pipe Lines.....	262,450	147,500	152,230,265
Intangible Value (Pipe Lines).....	10,560		30,791,720
Intangible Value (Trucks and Buses).....	16,200	11,990	24,522,250
Total Value.....	\$ 4,138,170	\$ 8,357,960	\$7,897,253,947
Total Value for State.....	\$ 4,026,795	\$ 7,373,649	\$6,644,865,700
State Tax.....	\$ 16,912.62	\$ 30,969.43	\$ 30,446,212.66
Supplemental Value for Back Years.....			510,980
Supplemental Tax for Back Years.....			\$ 3,646.73
Number of Acres.....	699,742	821,226	173,175,906
Number of Horses and Mules.....	435	200	262,131
Number Cattle.....	8,054	40,900	4,879,560
Number Jacks and Jennets.....			902
Number Sheep.....			4,337,219
Number Goats.....	72	8,000	1,367,790
Number Hogs.....	40		307,171
Number Dogs.....			2,887
Number Vehicles.....	289	2,000	1,209,999
Number Miles Railroads.....		37.24	16,297.11
Average Value of Land.....	\$ 4.52	\$ 5.85
Rate of County Tax.....	1.25	1.28

TABLE NO. 92

Summary of Property and Values Thereof in the State of Texas Shown by the Assessments for 1951 as Compared With Assessments for 1950

	1950		1951		Increase		Decrease	
	Number	Value	Number	Value	Number	Value	Number	Value
Land Assessed in Acres.....	175,037,105	\$3,113,660,833	173,175,906	\$3,235,307,658		\$ 121,646,825	1,861,199	
Town Lots.....		2,089,573,654		2,356,662,293		267,088,639		
Horses and Mules.....	358,789	6,979,543	262,131	5,620,439			96,658	\$ 1,359,104
Cattle.....	4,694,185	106,617,471	4,879,560	118,115,332	185,375	11,497,861		
Jacks and Jennets.....	1,717	31,080	902	28,391			815	2,689
Sheep.....	4,172,660	13,609,199	4,337,219	15,007,114	164,559	1,397,915		
Goats.....	1,467,930	3,553,206	1,367,790	3,345,171			100,140	208,035
Hogs.....	308,620	2,326,788	307,171	2,364,758		37,970	1,449	
Dogs.....	2,820	59,039	2,887	61,405	67			
Vehicles.....	883,717	236,034,749	1,209,999	282,568,882	326,282	46,534,133		
Goods and Merchandise.....		349,769,449		351,494,120		1,724,671		
Materials and Manufactured Articles.....		69,420,999		72,303,640		2,882,641		
Manufacturer's Tools and Implements.....		130,047,325		151,757,604		21,710,279		
Steam Engines and Boilers.....		25,923,715		22,988,948				2,934,767
Money and Credits of Banks and Bankers.....		13,834,960		13,212,002				622,958
Money on Hand or on Deposit.....		13,287,208		12,036,866				1,250,342
Credits of Others Than Banks.....		2,262,840		5,925,049		3,662,209		
Stocks and Bonds.....		1,776,790		7,285,950		5,509,160		
Shares of Capital Stock Companies.....		6,119,125		2,152,020				3,967,105
Property of Companies and Corporations.....		127,611,485		262,249,453		134,637,968		
Miscellaneous Property.....		265,853,037		330,828,091		64,975,054		
State and National Banks.....		122,640,321		135,682,901		13,042,580		
Railroads Assessed in Miles.....	15,341.71	133,110,940	16,297.11	135,036,887	955.40	1,925,947		
Rolling Stock.....		27,088,100		29,226,802		2,138,702		
Intangible Value (Railroads).....		36,710,420		37,565,260		854,840		
Street Railways and Interurbans.....		8,769,290		13,076,815		4,307,525		
Telephone and Telegraph Lines.....		70,566,054		86,945,721		16,379,667		
Steam and Other Vessels.....		909,730		860,140				49,590
Pipe Lines.....		130,100,014		152,230,265		22,121,251		
Intangible Value (Pipe Lines).....		29,064,890		30,791,720		1,726,830		
Intangible Value (Trucks and Buses).....		22,736,720		24,522,250		1,785,530		
Total.....		\$7,160,058,064		\$7,897,253,947		\$ 747,590,473		\$ 10,394,590
				7,160,058,064		10,394,590		
Net Increase.....				737,195,883		737,195,883		
Total Value for State, 1951.....				\$6,644,865,700				
Total Value for State, 1950.....				6,005,732,164				
Net Increase.....				\$ 639,133,536				

TABLE NO. 93

Statement of Assessments Against Railroads and Bridges

Owners	Railroads					Total Value	Taxes				Total	
	Real Estate	Road Bed and Appurtenances		Rolling Stock	Intangible Assets		Personal Property	State	County	Special		District Schools
	Value	No. of Miles	Value	Value	Value							
Abilene & Northern Ry. Co.—												
Jones.....		32.11	\$ 196,830			\$ 196,830	\$ 826.69	\$ 1,259.71	\$ 185.36	\$ 270.95	\$ 2,542.71	
Taylor.....		6.31	34,700	\$ 130	\$ 1,590	36,420	152.97	182.10	62.46		397.53	
Total.....		38.42	\$ 231,530	\$ 130	\$ 1,590	\$ 233,250	\$ 979.66	\$ 1,441.81	\$ 247.82	\$ 270.95	\$ 2,940.24	
Abilene & Southern Ry. Co.—												
Jones.....	\$ 515					\$ 515	\$ 2.16	\$ 3.30	\$.29		\$ 5.75	
Runnels.....		25.92	\$ 64,800	\$ 12,960		77,760	326.59	583.20	77.75		987.54	
Taylor.....		28.80	86,400	14,400		100,800	423.36	504.00	41.69	\$ 495.45	1,464.50	
Total.....	\$ 515	54.72	\$ 151,200	\$ 27,360		\$ 179,075	\$ 752.11	\$ 1,090.50	\$ 119.73	\$ 495.45	\$ 2,457.79	
Angelina & Neches River R. R. Co.—												
Angelina.....		18.41	\$ 64,440		\$ 18,420	\$ 82,860	\$ 348.01	\$ 720.88		\$ 187.88	\$ 1,256.77	
Nacogdoches.....		12.19	33,520	\$ 12,080		57,780	242.68	404.46		405.05	1,052.19	
Total.....		30.60	\$ 97,960	\$ 12,080	\$ 30,600	\$ 140,640	\$ 590.69	\$ 1,125.34		\$ 592.93	\$ 2,308.96	
Asphalt Belt Ry. Co.—												
Uvalde.....		21.01	\$ 44,405			\$ 44,405	\$ 186.50	\$ 310.83	\$ 333.04		\$ 830.37	
Zavala.....		2.62	5,310			5,310	22.30	67.97	10.62		100.89	
Total.....		23.63	\$ 49,715			\$ 49,715	\$ 208.80	\$ 378.80	\$ 343.66		\$ 931.26	
Asherton & Gulf Ry. Co.—												
Dimmit.....		25.18	\$ 25,180			\$ 25,180	\$ 105.76	\$ 264.39		\$ 327.34	\$ 697.49	
La Salle.....		7.30	7,300		\$ 1,820	9,120	38.30	150.48		65.70	254.48	
Total.....		32.48	\$ 32,480		\$ 1,820	\$ 34,300	\$ 144.06	\$ 414.87		\$ 393.04	\$ 951.97	
Austin Dam & Sub. Ry. Co.—												
Travis.....			\$ 4,000			\$ 4,000	\$ 16.80	\$ 8.00	\$ 33.60		\$ 58.40	
Total.....			\$ 4,000			\$ 4,000	\$ 16.80	\$ 8.00	\$ 33.60		\$ 58.40	

Beaumont, Sour Lake & Western Ry. Co.— (See New Orleans, Texas & Mexico Ry. Co.)											
Beaumont Wharf & Terminal Co.—											
Jefferson.....	3.85	\$ 108,000				\$ 108,000	\$ 453.60	\$ 1,188.00	\$ 1,036.80		\$ 2,678.40
Total.....	3.85	\$ 108,000				\$ 108,000	\$ 453.60	\$ 1,188.00	\$ 1,036.80		\$ 2,678.40
Burlington, Rock Island R. R. Co.—											
Ellis.....	\$ 3,250	18.50	\$ 175,750	\$ 10,530	\$ 6,020	\$ 195,550	\$ 821.31	\$ 2,151.05	\$ 643.16	\$ 977.08	\$ 4,592.60
Frestone.....	750	39.33	355,020	22,380	6,090	384,240	1,613.81	2,881.80	2,446.63	1,166.60	8,108.84
Grimes.....		30.09	278,330	17,120		295,450	2,127.24	2,659.05		1,520.70	6,306.99
Harris.....		26.36	190,000	27,170		217,170	912.11	2,774.05			3,686.16
Leon.....		30.40	282,720	17,300		300,020	1,260.08	3,300.22	1,990.44	3,367.53	9,888.27
Limestone.....		7.80	42,900	4,440		47,340	198.82	648.56	463.77	180.40	1,491.55
Madison.....		13.68	123,120	7,780		130,900	549.78	1,243.55	130.90	1,029.15	2,953.38
Montgomery.....		28.74	229,920	16,350		246,270	1,034.33	1,674.64	1,313.61	1,010.80	5,033.38
Navarro.....		30.38	282,534	17,290	9,890	300,714	1,300.80	2,322.87	1,820.74	2,945.03	8,389.44
Tarrant.....	500					500	2.10	4.25	1.60		7.95
Total.....	\$ 4,500	225.28	\$1,960,294	\$ 140,360	\$ 22,000	\$2,127,154	\$ 9,820.38	\$19,660.04	\$ 8,780.85	\$12,197.29	\$ 50,458.56
Chicago, Rock Island & Pacific Ry. Co.—											
Carson.....	\$ 2,400	48.25	\$ 335,430	\$ 11,510	\$ 74,500	\$ 423,840	\$ 1,780.13	\$ 4,026.48			\$ 5,806.61
Dallam.....		29.11	210,495	6,940	44,950	262,385	1,102.02	2,623.85			\$ 3,908.62
Dallas.....	101,790	25.14	201,190	6,000	38,820	348,100	1,462.01	3,052.22	\$ 453.03	\$ 182.75	\$ 7,791.51
Deaf Smith.....		2.37	11,376	570	3,660	15,606	65.55	148.26		778.65	5,745.91
Donley.....		11.80	88,700	2,810	18,220	109,730	460.87	1,371.62		57.74	271.55
Gray.....		23.63	172,500	5,640	36,490	214,630	901.45	2,083.10			1,832.49
Hartley.....		57.20	438,744	13,650	88,320	540,714	2,271.00	5,677.50	2,193.72	343.42	3,327.97
Hansford.....		32.62	195,720	7,780	50,370	253,870	1,066.25	3,300.31	1,072.47	1,072.47	11,214.69
Hutchinson.....	1,405	48.25	305,035	11,510	74,500	392,450	1,648.28	3,139.60	1,565.76	321.60	6,253.92
Jack.....		34.32	240,240	8,190	52,990	301,420	1,265.06	2,260.65	1,177.34	964.28	6,929.50
Moore.....		39.15	169,560	7,260	46,970	223,790	939.92	2,237.90		3,560.90	7,087.51
Montague.....		32.50	309,130	7,760	50,240	367,130	1,541.95	3,304.17	671.37		3,849.19
Oldham.....		49.88	324,220	11,900	77,020	413,140	1,735.19	3,305.12	1,239.42	2,474.65	7,320.77
Potter.....	1,340	48.62	314,060	11,600	75,070	402,070	1,688.70	3,216.56			6,279.73
Sherman.....		25.84	239,670	6,200	40,130	286,000	1,201.20	2,504.50		2,865.00	7,770.26
Tarrant.....	31,110	36.80	474,350	9,150	59,170	573,780	2,409.88	4,877.13	1,127.78	3,886.08	4,103.08
Wheeler.....		33.71	235,970	8,040	52,050	296,060	1,243.45	2,960.60			12,300.87
Wise.....		50.95	485,740	12,150	78,670	576,560	2,421.55	4,035.92	686.32	4,888.81	4,204.05
Young.....		10.92	65,520	2,600	16,860	84,980	356.92	1,189.72		166.50	12,032.60
Total.....	\$ 138,045	641.06	\$4,817,650	\$ 151,260	\$ 979,000	\$ 6,086,255	\$25,562.28	\$55,315.21	\$ 9,913.28	\$21,161.69	\$ 111,952.46
Dallas Terminal Ry. & Union Depot Co.—											
Dallas.....	\$ 153,000	.92	\$ 370,090			\$ 523,090	\$ 2,196.98	\$ 4,707.81	\$ 1,569.27		\$ 8,474.06
Total.....	\$ 153,000	.92	\$ 370,090			\$ 523,090	\$ 2,196.98	\$ 4,707.81	\$ 1,569.27		\$ 8,474.06

TABLE NO. 93—Continued
Statement of Assessments Against Railroads and Bridges

Owners	Railroads					Personal Property	Total Value	Taxes				Total
	Real Estate	Road Bed and Appurtenances		Rolling Stock	Intangible Assets			State	County	Special	District Schools	
	Value	No. of Miles	Value	Value	Value							
Denison & Pacific Suburban Ry. Co.—												
Grayson.....		7.54	\$ 45,250	\$ 3,770	\$ 7,560		\$ 56,580	\$ 237.64	\$ 509.22		\$ 103.13	\$ 849.99
Total.....		7.54	\$ 45,250	\$ 3,770	\$ 7,560		\$ 56,580	\$ 237.64	\$ 509.22		\$ 103.13	\$ 849.99
El Paso Union Passenger Depot Co.—												
El Paso.....	\$ 146,000						\$ 146,000	\$ 613.20	\$ 1,445.40			\$ 2,058.60
Total.....	\$ 146,000						\$ 146,000	\$ 613.20	\$ 1,445.40			\$ 2,058.60
El Paso & Southwestern R. R. Co. of Texas—												
El Paso.....	\$ 246,920	22.06	\$ 577,870	\$ 146,990	\$ 246,900	\$ 259,170	\$1,477,850	\$ 6,206.97	\$14,630.72		\$ 2,962.02	\$ 23,799.71
Total.....	\$ 246,920	22.06	\$ 577,870	\$ 146,990	\$ 246,900	\$ 259,170	\$1,477,850	\$ 6,206.97	\$14,630.72		\$ 2,962.02	\$ 23,799.71
El Paso & Southwestern and T. & P. Ry. Co.—												
El Paso.....		1.99	\$ 35,620				\$ 35,620	\$ 149.61	\$ 352.64			\$ 502.25
Total.....		1.99	\$ 35,620				\$ 35,620	\$ 149.61	\$ 352.64			\$ 502.25
El Paso Southern Ry. Co.—												
El Paso.....	\$ 4,600	.41	\$ 4,500		\$ 2,380		\$ 11,480	\$ 48.21	\$ 113.65			\$ 161.86
Total.....	\$ 4,600	.41	\$ 4,500		\$ 2,380		\$ 11,480	\$ 48.21	\$ 113.65			\$ 161.86
Ft. Worth Belt Ry. Co.—												
Tarrant.....		3.20	\$ 100,420			\$ 12,000	\$ 112,420	\$ 472.17	\$ 955.57	\$ 359.74		\$ 1,787.48
Total.....		3.20	\$ 100,420			\$ 12,000	\$ 112,420	\$ 472.17	\$ 955.57	\$ 359.74		\$ 1,787.48
Ft. Worth & Denver City Ry. Co.—												
Armstrong.....		32.56	\$ 252,340	\$ 79,237	\$ 168,790		\$ 500,367	\$ 2,101.54	\$ 4,303.16	\$ 1,501.10		\$ 7,905.80
Carson.....		.66	5,080	1,294	3,450		9,824	41.26	93.33			134.59
Childress.....		27.99	461,250	68,116	145,100	\$ 500	674,966	2,834.86	6,412.18		\$ 1,975.88	11,222.92
Clay.....		32.71	294,390	79,600	169,570		543,560	2,282.95	2,989.58	1,404.12	2,943.90	9,620.55

TABLE NO. 93—Continued
Statement of Assessments Against Railroads and Bridges

Owners	Railroads					Total Value	Taxes			Total		
	Real Estate	Road Bed and Appurtenances		Rolling Stock	Intangible Assets		Personal Property	State	County		Special	District Schools
	Value	No. of Miles	Value	Value	Value							
Gulf, Colorado & Santa Fe Ry. Co.—												
Austin.....		39.95	\$ 427,470	\$ 95,760	\$ 95,970	\$ 619,200	\$ 4,458.24	\$ 4,334.40	\$ 928.82	\$ 942.60	\$ 10,664.06	
Bell.....		57.01	632,810	136,650	136,970	906,430	3,807.01	6,073.08	1,793.59	2,161.60	13,835.28	
Bosque.....	\$ 30	38.62	347,580	92,570	92,790	532,970	2,238.47	3,570.89	590.00	1,256.93	7,656.29	
Brazoria.....		28.58	285,800	68,510	68,665	422,975	3,045.42	3,806.78	2,307.42	606.00	9,159.62	
Brazos.....		11.69	117,000	28,020	28,085	173,105	1,246.34	1,384.84			3,237.18	
Brown.....	4,060	29.22	283,435	70,040	71,090	453,625	1,905.22	4,082.62	1,360.89	3,065.20	10,413.93	
Burleson.....	2,770	43.28	476,080	103,740	103,985	686,575	4,943.34	9,955.34	1,691.10		16,589.78	
Coleman.....		39.20	334,930	153,720	94,180	582,830	2,447.89	4,662.64		3,717.86	10,828.39	
Collin.....		23.69	213,210	56,790	56,915	326,915	1,373.04	4,086.44		951.89	6,411.37	
Concho.....		15.03	75,150	28,080	36,110	139,340	585.23	1,323.73	285.57		2,194.53	
Cooke.....		21.88	251,620	52,450	52,570	356,640	1,497.88	2,139.84		994.94	4,632.66	
Coryell.....		10.06	85,510	24,110	24,170	133,790	561.92	1,123.84			1,685.76	
Dallas.....	30,460	49.66	639,250	97,700	97,930	867,320	3,642.75	7,453.75	39.51		11,136.01	
Delta.....		7.67	61,360	18,380	18,430	98,170	412.31	1,767.06		613.60	2,792.97	
Denton.....	20	32.89	333,830	78,840	79,020	491,710	2,065.18	4,769.59		4,430.48	11,265.25	
Ellis.....		10.96	87,680	26,270	26,330	140,280	589.18	1,543.08		876.80	3,009.06	
Fannin.....		10.23	83,890	24,520	24,580	132,900	558.56	1,475.89		273.00	2,937.53	
Ft. Bend.....		37.77	361,765	90,530	147,545	599,840	4,318.85	5,158.63	629.18		12,398.01	
Galveston.....	100,010	49.68	428,280	62,850	58,120	649,260	2,726.89	7,206.79	233.00		10,166.68	
Grimes.....		20.78	192,215	49,810	49,925	291,950	2,102.04	2,627.55		1,748.25	6,477.84	
Hardin.....		17.27	147,130	90,020	123,060	360,210	1,512.89	2,989.74	590.60		5,869.63	
Harris.....		12.50	184,110	29,960	30,030	244,100	1,025.22	3,088.30		776.40	4,115.52	
Hill.....		10.25	107,620	24,570	24,625	156,815	658.62	1,223.16		670.36	4,128.14	
Hood.....		3.17	7,600	7,440	7,440	26,350	110.67	250.33		53.96	526.26	
Hunt.....		20.47	163,760	49,070	49,180	262,010	1,100.44	2,541.50	1,310.05		5,382.99	
Johnson.....	50	63.43	1,046,430	152,020	162,030	1,360,530	5,714.23	12,925.04	4,081.59	5,187.85	27,908.71	
Lamar.....		17.88	147,510	42,860	42,960	233,330	979.99	3,033.29			5,261.59	
Lampasas.....	4,350	55.42	437,945	132,840	133,150	708,285	2,974.80	5,312.14	2,124.86		12,754.35	
Liberty.....		28.35	238,140	67,950	68,115	374,205	1,571.64	3,742.05			5,886.95	
McCulloch.....		34.40	197,800	82,460	83,030	363,290	1,525.81	3,596.57	1,089.87		6,766.98	
McLennan.....		28.41	300,440	68,100	68,260	436,800	1,834.56	3,013.92		1,170.40	7,382.55	
Milam.....	1,540	34.91	349,100	83,680	83,875	518,195	3,731.00	3,886.46		1,918.50	11,333.01	
Mills.....	4,550	34.27	239,890	82,150	82,335	408,925	1,717.49	3,271.40		3,715.55	6,391.17	
Montgomery.....		44.15	353,200	105,830	106,075	565,105	2,373.45	3,842.71	2,578.32	2,099.43	10,893.91	
Nolan.....		20.62		49,430		49,430	207.61	370.73	148.29		726.63	

Parker	17.99	45,375	42,740	43,220	131,335	551.61	1,615.43	138.58	145.75	2,451.37		
Runnels	300	35.18	248,970	84,330	84,525	418,125	1,756.12	3,135.94	6,271.88	11,163.94		
San Saba		34.98	209,880	83,850	84,040	377,770	1,586.63	3,777.70	1,261.31	6,625.64		
Tarrant		31.55	447,615	75,630	117,150	640,395	2,689.65	5,443.35	878.34	11,882.14		
Taylor	1,600	39.05	351,450	93,600	89,820	536,470	2,253.17	2,682.35	1,509.75	6,445.27		
Tom Green		16.32	135,450	39,120	39,210	213,780	1,539.22	1,710.24	338.63	4,762.54		
Washington	3,110	19.68	182,040	47,170	47,280	279,600	2,013.12	2,152.92	462.88	4,628.92		
Wichita						50		.21	.30	.51		
Total	\$ 152,850	1,192.10	11,264,030	\$2,894,320	\$2,932,790	\$ 27,030	\$17,271,020	\$83,953.91	\$152,152.35	\$28,551.35	\$57,419.71	\$ 322,077.32
Gulf, Colorado & Santa Fe Ry. Co.— (Matagorda Branch)												
Austin		10.40	\$ 52,450	\$ 5,200	\$ 25,000	\$ 82,650	\$ 595.08	\$ 578.55	\$ 123.98	\$ 1,297.61		
Colorado		25.20	143,630	12,600	60,545	216,775	910.46	2,384.52		3,294.98		
Ft. Bend		23.64	113,185	11,820		125,005	900.04	1,075.04	904.96	2,880.04		
Matagorda	\$ 180	33.19	189,180	16,600	79,740	\$ 900	286,600	1,203.72	3,467.86	488.90	\$ 1,252.45	6,412.93
Wharton	42	43.69	223,600	21,840	104,970		350,452	1,471.90	5,957.69	670.93	1,458.51	9,559.03
Total	\$ 222	136.12	\$ 722,045	\$ 68,060	\$ 270,255	\$ 900	\$1,061,482	\$ 5,081.20	\$13,463.66	\$ 2,188.77	\$ 2,710.96	\$ 23,444.59
Gulf, Colorado & Santa Fe Ry. Co.— (Oakdale, La. Branch)												
Jasper		1.48	\$ 6,720	\$ 740		\$ 7,460	\$ 31.33	\$ 59.68	\$ 50.40	\$ 141.41		
Newton		15.97	111,790	7,980	38,370	158,140	664.19	1,581.40	863.03	\$ 1,150.80	\$ 4,259.42	
Total		17.45	\$ 118,510	\$ 8,720	\$ 38,370		\$ 165,600	\$ 695.52	\$ 1,641.08	\$ 913.43	\$ 1,150.80	\$ 4,400.83
Gulf, Colorado & Santa Fe Ry. Co.— (Sterling City Branch)												
Coke		4.61	\$ 18,440	\$ 2,300	\$ 11,075	\$ 31,815	\$ 229.07	\$ 302.20	\$ 18.44	\$ 276.60	\$ 826.31	
Sterling		13.42	60,390	6,710	32,245	99,345	417.25	943.78	298.04	845.46	2,504.53	
Tom Green		15.76	115,920	12,890	59,940	188,750	1,359.00	1,510.00	289.89	1,214.33	4,373.22	
Total		43.79	\$ 194,750	\$ 21,900	\$ 103,260		\$ 319,910	\$ 2,005.32	\$ 2,755.98	\$ 606.37	\$ 2,336.39	\$ 7,704.06
Gulf, Colorado & Santa Fe Ry. Co.— (Beaumont to Longview Branch)												
Gregg		3.82	\$ 26,740	\$ 1,910	\$ 9,180	\$ 37,830	\$ 158.89	\$ 450.18	\$ 170.10	\$ 779.17		
Hardin	\$ 60	33.95	396,645	4,390	21,070	396,705	1,666.16	3,292.65	\$ 968.91	\$ 3,263.40	\$ 9,191.12	
Harrison		8.77	52,620			78,080	327.93	749.57		578.82	1,656.32	
Jasper		63.41	527,425	4,580	155,905	715,030	3,003.13	5,720.24	2,579.87	2,327.38	13,630.62	
Jefferson		9.17	87,120	31,700	22,030	113,730	477.66	1,251.03	522.66		2,251.35	
Panola		31.87	222,850	15,680	75,370	\$ 3,000	316,900	1,330.98	3,327.45	1,402.40	467.60	6,528.43
Rusk		7.25	43,500	3,630	17,420	64,550	271.11	542.22	108.75		922.08	
Sabine		19.65	162,115	9,820	47,210	219,145	920.41	3,068.03	1,215.86	196.35	5,400.65	
San Augustine		17.78	168,910	8,890	42,720	220,520	926.18	2,094.94		1,278.90	4,300.02	
Shelby		29.28	240,100	14,640	70,345	325,085	1,365.36	2,600.68	1,336.89	961.68	6,264.61	
Total	\$ 60	224.45	\$1,928,025	\$ 95,240	\$ 461,250	\$ 3,000	\$2,487,575	\$10,447.81	\$23,096.99	\$ 8,135.34	\$ 9,244.23	\$ 50,924.37

TABLE NO. 93—Continued
Statement of Assessments Against Railroads and Bridges

Owners	Railroads					Personal Property	Total Value	Taxes				Total
	Real Estate	Road Bed and Appurtenances		Rolling Stock	Intangible Assets			State	County	Special	District Schools	
	Value	No. of Miles	Value	Value	Value							
Gulf, Colorado & Santa Fe Ry. Co.— (Ft. Worth to Menard Branch)	\$ 10	39.36	\$ 196,800	\$ 19,680	\$ 93,680	\$ 310,170	\$ 1,302.71	\$ 2,791.53	\$ 930.51	\$ 2,294.71	\$ 7,319.46	
Brown	10	28.52	185,380	14,260	68,520	268,160	1,126.27	2,145.28	804.48	2,721.24	6,797.27	
Comanche		5.81	29,059	10,850	13,960	53,860	226.21	511.67	110.39		848.27	
Concho		37.81	226,869	18,900	90,840	336,600	1,413.72	3,702.60	160.80	474.66	5,751.78	
Erath		31.62	199,200	15,810	76,145	291,155	1,222.85	2,765.97	1,256.16	206.60	5,451.58	
Hood		4.02	24,120	2,010		26,130	109.75	248.24	78.39	180.90	617.28	
Johnson		15.85	71,320	7,930	38,080	117,330	492.79	1,173.30	351.99		2,018.08	
Menard		29.88	149,400	14,940	71,410	235,760	990.15	2,333.92	707.25	1,518.70	5,550.02	
McCulloch												
Parker (see Main Line G. C. & S. F.)		17.21	108,425	8,610		117,035	491.55	994.79	12.93	862.62	2,361.89	
Tarrant												
Total	\$ 10	210.08	\$ 1,190,555	\$ 112,990	\$ 452,635	\$ 1,756,190	\$ 7,376.00	\$ 16,667.30	\$ 4,412.90	\$ 8,259.43	\$ 36,715.63	
Hamlin & Northwestern Ry. Co.— Jones		5.50	\$ 5,500		\$ 5,500	\$ 11,000	\$ 46.20	\$ 70.40			\$ 116.60	
Stonewall		4.70			4,700	4,700	19.74	47.00	\$ 7.05		73.79	
Total		10.20	\$ 5,500		\$ 10,200	\$ 15,700	\$ 65.94	\$ 117.40	\$ 7.05		\$ 190.39	
Houston Belt & Terminal Ry. Co.— Harris	\$ 5,120	18.31	\$ 842,260	\$ 218,855		\$ 180	\$ 1,066.415	\$ 4,478.94	\$ 13,535.71		\$ 18,014.65	
Total	\$ 5,120	18.31	\$ 842,260	\$ 218,855		\$ 180	\$ 1,066.415	\$ 4,478.94	\$ 13,535.71		\$ 18,014.65	
Houston & Brazos Valley Ry. Co.— Brazoria		38.93	\$ 207,435	\$ 10,760	\$ 20,000	\$ 238,195	\$ 1,715.00	\$ 2,143.76	\$ 1,230.91		\$ 5,089.67	
Total		38.93	\$ 207,435	\$ 10,760	\$ 20,000	\$ 238,195	\$ 1,715.00	\$ 2,143.76	\$ 1,230.91		\$ 5,089.67	
Houston North Shore Ry. Co.— Harris		27.26	\$ 143,940		\$ 7,150	\$ 151,090	\$ 634.58	\$ 1,941.84		\$ 31.05	\$ 2,607.47	
Total		27.26	\$ 143,940		\$ 7,150	\$ 151,090	\$ 634.58	\$ 1,941.84		\$ 31.05	\$ 2,607.47	

International & Great Northern
R. R. Co.—

Anderson.....	\$ 4,010	48.54	\$ 873,720	\$ 99,120	\$ 10,400	\$ 45,000	\$1,032,250	\$ 4,335.45	\$ 9,806.38	\$ 3,096.75	\$ 4,877.38	\$ 22,115.96
Atascosa.....		1.39	8,340	2,840	300		11,480	48.22	534.44	87.24		169.90
Bexar.....		39.33	632,060	80,310	8,420		720,790	3,027.32	5,766.32	2,518.84		11,312.48
Brazos.....		38.40	410,000	78,410	8,220		496,630	3,575.73	3,973.04			8,913.68
Brazoria.....		26.58	82,840	54,280	5,700		142,820	1,028.30	1,285.38	1,044.16	1,364.91	3,357.84
Cherokee.....		28.87	245,400	59,180	6,200		310,780	1,305.28	2,175.46	1,399.84	1,275.90	6,156.48
Comal.....		24.89	236,460	50,880	15,960		303,250	1,273.65	1,819.50	909.75	1,108.14	5,111.04
Ellis.....		28.27	240,300	57,730	6,050		304,080	1,277.14	3,344.88	227.38	1,527.05	6,376.45
Falls.....		32.71	278,040	66,790	7,000		351,880	1,477.69	4,327.51	40.80	127.50	5,973.50
Ft. Bend.....		10.46	42,840	21,360	2,240		66,440	27,390	478.37	571.38	449.82	1,499.57
Freestone.....		2.67	21,360	5,450	580		267,900	1,125.18	2,940.90	251.33	213.60	566.11
Frio.....		34.54	189,970	70,530	7,400		53,090	222.98				4,323.41
Galveston.....		26.00		53,090			156,260	659.29	1,859.49		664.20	3,179.98
Gregg.....		13.88	124,920	28,340	3,000		278,030	2,001.82	2,502.27		2,041.62	6,545.71
Grimes.....	3,430	25.02	220,670	48,580	5,350		904,780	3,800.08	11,483.58			15,283.66
Harris.....		61.73	718,560	172,980	13,240		279,710	1,174.78	2,936.96		1,519.01	5,630.75
Hays.....		24.31	224,870	49,640	5,200		390,560	1,836.95	1,836.63	1,844.13	1,704.25	6,373.96
Hill.....		21.89	186,065	44,700	4,700		155,200	1,651.36	3,319.75		1,278.82	6,238.93
Houston.....		36.31	308,630	74,150	7,780		343,660	1,443.37	1,474.40	465.60	1,233.30	3,825.14
Johnson.....		14.43	122,650	29,470	3,080		520,482	2,186.02	5,670.39		1,042.53	8,156.29
La Salle.....		44.31	243,700	90,480	9,480		439,910	1,847.62	5,725.30	2,914.81	3,150.85	13,976.98
Leon.....		45.04	418,872	91,970	9,640		102,910	432.22	1,132.01		2,162.52	7,045.52
McLennan.....		37.58	355,130	76,740	8,040		439,555	3,164.80	3,266.66		332.85	1,897.08
Medina.....		13.74	71,910	28,060	2,940		410,230	1,722.97	2,789.56	2,030.69	4,153.16	10,614.62
Milam.....		37.39	355,205	76,350	8,000		190	80	1.43		1.88	6,543.22
Montgomery.....		40.00	320,000	81,680	8,550		712,060	5,126.83	5,696.48	1.01	1.88	5.12
Navarro.....		.02	150	40			181,020	760.28	1,520.57	289.61	3,528.19	14,641.11
Robertson.....		67.84	559,000	138,530	14,530		375,600	1,577.52	3,155.04	309.00		2,589.85
Rusk.....		25.45	123,600	51,970	5,450		157,930	663.30	1,342.40	1,126.80	334.80	6,194.16
Smith.....		52.68	256,760	107,570	11,270		348,620	1,464.20	697.24	65.28	825.15	2,896.13
Tarrant.....		14.82	124,500	30,260	3,170		170,600	716.52	2,473.70	2,928.41	1,372.87	6,462.72
Travis.....		27.33	286,960	55,810	5,850		316,960	1,331.23	3,011.12		918.75	3,190.22
Trinity.....		15.86	134,810	32,390	3,400		18,250	131.40	133.22	27.38	213.60	5,261.10
Walker.....		33.41	241,590	68,220	7,150		390,085	1,638.36	8,581.87	1,170.26		505.60
Waller.....		1.78	14,240	3,630	380		426,030	1,789.33	3,834.27	645.60	2,214.22	11,390.49
Webb.....		63.38	304,475	77,490	8,120		40,280	169.18	394.74			8,483.42
Williamson.....		43.11	329,380	87,480	9,170							563.92
Wood.....		4.88	29,280	9,960	1,040							
Total.....	\$ 7,440	1,108.84	\$9,337,257	\$2,256,410	\$ 237,000	\$ 45,000	\$11,883,107	\$56,370.42	\$114,750.38	\$23,876.53	\$39,187.05	\$ 234,184.38

Kansas City, Mexico & Orient Ry.
Co. of Texas—

Brewster.....	28.34	\$ 142,780	\$ 6,090	\$ 14,180		\$ 163,050	\$ 684.81	\$ 1,108.74		\$ 2,141.70	\$ 3,935.25
Coke.....	28.01	155,320	6,020	14,000		175,340	1,262.45	1,065.73		303.45	3,231.63
Crane.....	3.75	16,880	810	1,870		19,560	82.14	326.65			408.79
Crockett.....	.05	2,250	110			2,360	9.91	22.41		33.75	66.07
Fisher.....	28.34	184,210	6,090	14,170		204,470	858.77	2,658.11			3,516.88

TABLE NO. 93—Continued
Statement of Assessments Against Railroads and Bridges

Owners	Railroads					Personal Property	Total Value	Taxes				Total
	Real Estate	Road Bed and Appurtenances		Rolling Stock	Intangible Assets			State	County	Special	District Schools	
	Value	No. of Miles	Value	Value	Value							
Kansas City, Mexico & Orient Ry. Co. of Texas—Continued—												
Foard.....		21.76	\$ 126,020	\$ 4,680	\$ 10,880		\$ 141,580	\$ 594.64	\$ 1,614.01	\$ 189.03	\$ 1,681.48	\$ 3,297.68
Hardeman.....		19.09	112,700	4,110	9,550		126,360	530.71	1,010.88		1,663.18	3,223.07
Haskell.....		28.99	188,430	6,230	14,500		209,160	878.47	2,196.18	282.65	1,663.18	4,520.48
Irion.....		41.73	250,380	8,970	20,860		280,210	1,176.88	2,662.00	1,228.05		5,066.93
Jones.....		10.89	65,340	2,340	5,450		73,130	307.15	468.03		1,199.85	5,276.27
Knox.....		31.33	208,850	6,740	15,660		231,250	971.25	2,890.63	214.54		3,231.79
Nolan.....		32.74	196,440	7,040	16,370		219,850	923.36	1,648.88	659.55		7,975.32
Pecos.....		69.14	380,270	14,860	34,580		429,710	1,804.78	3,652.54	2,518.00		8,425.12
Presidio.....		72.45	289,800	15,580	36,220		341,600	1,434.72	2,732.80		4,257.60	4,076.60
Reagan.....		33.85	181,010	6,860	15,960		203,830	856.09	2,609.02	611.49		2,729.62
Schleicher.....		28.60	143,000	6,150	14,300		163,450	686.49	1,552.78	490.35		3,333.85
Stonewall.....		3.46	19,030	740	1,730		21,500	90.30	215.00	28.55		1,125.12
Sutton.....		12.73	63,960	2,740	6,360		73,060	306.85	818.27		3,337.64	10,709.19
Tom Green.....	\$ 4,300	59.50	375,640	12,790	29,750		422,480	3,041.86	3,379.84	949.85		3,548.73
Upton.....		43.22	218,560	7,470	17,380		241,410	1,013.92	2,534.81		63	61.83
Val Verde.....		24.41	6,800				6,800	28.56	32.64			2,693.42
Wilbarger.....		12.33	83,230	2,650	6,160		92,040	386.57	920.40	138.06	1,248.39	
Total.....	\$ 4,300	634.71	\$3,408,900	\$ 129,070	\$ 299,930		\$3,842,200	\$17,930.68	\$36,720.35	\$ 7,310.12	\$15,367.67	\$ 77,328.82
Kansas City Southern Ry. Co.—												
Bowie.....		19.53	\$ 214,830	\$ 6,020	\$ 140,280		\$ 361,130	\$ 1,516.75	\$ 2,094.55	\$ 180.57	\$ 1,762.20	\$ 5,554.07
Cass.....		11.89	95,120	3,667	85,410		184,197	773.63	1,749.87		643.20	3,166.70
Jefferson.....	\$ 9,310	38.84	368,760	12,400	289,120		679,590	2,854.28	7,475.49	3,000.37		13,330.14
Newton.....		6.06	60,600	1,870	43,530		106,000	445.20	1,060.00	454.50	909.00	2,868.70
Orange.....		21.16	285,660	6,530	151,990		444,180	3,198.10	4,441.80	1,530.36	1,838.70	11,008.96
Total.....	\$ 9,310	97.48	\$1,024,970	\$ 30,487	\$ 710,330		\$1,775,097	\$ 8,787.96	\$16,821.71	\$ 5,165.80	\$ 5,153.10	\$ 35,928.57
Kansas, Oklahoma & Gulf Ry. Co. of Texas—												
Grayson.....		8.90	\$ 85,000				\$ 85,000	\$ 357.00	\$ 765.00		\$ 222.75	\$ 1,344.75
Total.....		8.90	\$ 85,000				\$ 85,000	\$ 357.00	\$ 765.00		\$ 222.75	\$ 1,344.75

Louisiana & Arkansas Ry. Co.—

Camp	16.73	\$ 90,342	\$ 11,190	\$ 10,260		\$ 111,792	\$ 469.53	\$ 1,062.02	\$ 279.48	\$ 157.14	\$ 1,968.17
Cass	11.84	47,360	7,920	7,260		62,540	262.67	594.13			856.80
Collin	4.13	16,520	15,260	2,530		34,310	144.10	428.88			572.98
Dallas	19.05		12,740			12,740	53.51	91.73			145.24
Franklin		15,280	2,550	2,350		20,180	84.76	252.25	21.00		433.61
Harrison	\$ 2,180	110,520	16,440	15,070		144,210	605.68	1,384.42			1,585.05
Hopkins		220,200	24,540	22,510		267,250	1,122.45	2,538.88	1,069.59	2,671.05	2,148.15
Hunt		132,770	17,000	15,510		165,280	694.18	1,603.22	826.40	1,290.20	7,401.97
Marion		20,067	72,220	13,410	12,310	97,940	411.34	1,371.16	293.82	1,083.30	4,423.00
Morris	2,240	51,210	7,610	6,980		68,040	285.77	646.38			3,159.62
Titus		13,820	2,570	2,360		18,750	78.75	211.88			1,029.35
Wood		27,600	3,880	3,560		35,040	147.17	343.39	56.25	176.15	523.03
										51.30	541.86
Total	\$ 4,420	183.21	\$ 797,842	\$ 135,110	\$ 100,700	\$1,038,072	\$ 4,359.91	\$10,528.34	\$ 2,546.54	\$ 5,768.99	\$ 23,203.78

Missouri-Kansas-Texas R. R. Co.
of Texas—

Austin	31.18	\$ 280,620	\$ 44,030	\$ 19,940		\$ 344,590	\$ 2,481.05	\$ 2,412.13	\$ 516.92	\$ 1,395.36	\$ 6,805.46
Bastrop	67.21	755,100	94,910	42,990		893,000	3,750.60	7,144.00	272.72	2,405.40	13,572.72
Bell	42.13	379,170	59,500	26,950		465,620	1,955.60	3,119.65	1,311.18	727.28	7,113.71
Bexar	21.86	399,490	30,870	13,980		444,340	1,866.23	3,554.72	1,601.91		7,022.86
Bosque	39.96	219,780	56,430	25,560		301,770	1,267.43	2,021.86		1,870.00	5,159.29
Caldwell	25.12	200,960	35,470	16,070		252,500	1,060.50	2,020.00	533.28	2,518.80	6,132.58
Callahan	3.39	22,040	4,790	2,170		29,000	121.80	232.00	33.06		386.86
Childress	.38	2,570	3,540	240		3,350	14.07	31.83			45.90
Clay	27.49	217,170	38,820	17,580		273,570	1,148.99	1,504.64	844.69	2,187.50	5,685.82
Colorado	5.47	49,230	7,730	3,500		60,460	253.92	665.06			918.98
Collin	1.61	14,490	2,270	1,030		17,790	74.72	222.38			297.10
Collingsworth	16.10	80,500	22,740	10,300		113,540	476.87	1,135.40			1,612.27
Comal	23.56	223,820	33,270	15,070		272,160	1,143.07	1,632.96	816.48	939.69	4,532.20
Comanche	\$ 795	107,640	25,340	11,480		145,255	610.07	1,162.04	654.17	1,626.53	4,052.81
Cooke	35.73	305,380	53,950	22,860		382,190	1,605.20	2,293.14		1,737.73	5,636.07
Dallas	211,870	868,000	82,110	37,190	\$ 650	1,200,720	5,043.02	10,591.74	138.75	359.60	16,133.11
Denton	20.20	124,230	79,000	12,920		216,150	907.83	2,096.65		831.75	3,836.23
Eastland	38.12	247,780	50,830	24,380		325,990	1,369.16	1,955.94		1,415.88	4,740.98
Ellis	35.43	372,015	53,030	22,660		445,905	1,872.80	4,904.96	1,015.79	747.90	8,541.45
Erath	24.70	142,020	34,880	15,800		192,700	809.34	2,119.70	284.04	939.12	4,152.20
Falls	2.07	20,180	2,920	1,320		24,420	102.56	300.37			302.70
Fannin	11.85	109,610	16,730	7,580		133,920	562.46	1,486.51	370.43	764.25	3,183.65
Fayette	33.04	346,920	46,660	21,130		414,710	1,741.78	3,110.33			4,852.11
Fisher	22.26	133,560	31,440	14,240		179,240	752.81	2,330.12			3,082.93
Ft. Bend	.66	4,390	930	420		5,740	41.33	49.36	28.54		119.23
Galveston	23.22		32,790			32,790	137.72	363.97			501.69
Grayson	71.34	1,369,730	120,940	45,630		1,536,300	6,452.46	13,826.70		6,091.78	26,370.94
Hamilton	6.71	36,910	9,480	4,290		50,680	212.86	354.76		516.74	1,084.36
Harris	21,000	352,130	73,100	18,220		464,450	1,950.69	5,899.17			7,849.86
Hays	10.09	90,810	37,880	6,450		135,140	567.59	1,418.97			1,986.56
Hill	63.11	590,660	89,120	40,370		720,150	3,024.63	5,617.17	2,319.21	1,426.73	12,387.74
Hunt	47.46	438,525	67,020	30,360		535,905	2,250.80	5,198.28	2,679.53	1,323.30	11,451.91
Johnson	24.58	253,180	34,710	15,720		303,610	1,275.16	2,884.30			5,887.92
Jones	37.68	228,080	53,210	24,100		303,390	1,274.24	1,941.70			3,215.94
McLennan	59.57	837,560	84,130	38,100	2,340	962,130	4,040.95	6,638.70		12,264.70	22,944.35
Montague	34.24	291,040	48,350	21,900		361,290	1,517.42	3,251.61		626.96	5,395.99

TABLE NO. 93—Continued
Statement of Assessments Against Railroads and Bridges

Owners	Railroads					Personal Property	Total Value	Taxes				Total
	Real Estate	Road Bed and Appurtenances		Rolling Stock	Intangible Assets			State	County	Special	District Schools	
		No. of Miles	Value									
Missouri-Kansas-Texas R. R. Co. of Texas—Continued—												
Rains		20.39	\$ 76,460	\$ 28,530	\$ 13,040		\$ 118,030	\$ 496.86	\$ 1,537.97	\$ 303.75		\$ 2,338.58
Rockwall		14.02	130,000	19,800	8,970		158,770	666.83	1,111.39	873.24	\$ 1,095.70	3,747.16
Shackelford		38.82	232,920	54,820	24,830		312,570	1,312.79	3,438.27			4,751.06
Tarrant		13.35	196,250	45,220	8,540		250,010	1,050.03	2,125.09	398.72	888.50	4,461.34
Travis		20.11	180,990	46,090	12,860		239,940	1,007.75	479.88	2,092.99	738.99	4,319.61
Waller	\$ 13,010	12.36	111,240	17,460	7,910		149,620	1,077.26	1,092.22	684.17	244.80	3,098.45
Wichita	390	20.74	207,400	29,290	13,270		250,350	1,051.47	1,502.10		99.00	2,652.57
Williamson		53.44	521,040	75,470	34,180		630,690	2,648.90	5,676.21	620.48	2,378.23	11,323.82
Wood		13.83	51,860	19,530	8,900		80,290	337.22	786.84			1,124.06
Total	\$ 248,265	1,219.15	\$11,822,350	\$1,896,130	\$ 765,000	\$ 2,990	\$14,734,735	\$63,386.84	\$123,242.79	\$19,304.88	\$49,282.55	\$ 255,217.06
Moscow, Camden & San Augustine R. R. Co.—												
Polk		6.69	\$ 9,250	\$ 2,000			\$ 11,250	\$ 47.25	\$ 90.00		\$ 135.00	\$ 272.25
Total		6.69	\$ 9,250	\$ 2,000			\$ 11,250	\$ 47.25	\$ 90.00		\$ 135.00	\$ 272.25
Nacogdoches-Southeastern R. R. Co.—												
Nacogdoches	\$ 3,500	14.00	\$ 35,000	\$ 800			\$ 39,300	\$ 165.06	\$ 275.10			\$ 440.16
Total	\$ 3,500	14.00	\$ 35,000	\$ 800			\$ 39,300	\$ 165.06	\$ 275.10			\$ 440.16
National Railways of Mexico—												
Webb	\$ 112,060						\$ 112,060	\$ 470.65	\$ 2,465.32	\$ 336.18		\$ 3,272.15
Total	\$ 112,060						\$ 112,060	\$ 470.65	\$ 2,465.32	\$ 336.18		\$ 3,272.15
Beaumont, Sour Lake & Western Ry. Co.—												
Hardin		18.05	\$ 150,000	\$ 11,645	\$ 33,100		\$ 194,745	\$ 817.93	\$ 1,616.38			\$ 2,434.31
Harris		22.86	530,000	38,870	53,660		622,530	2,614.62	7,937.18		\$ 476.20	11,028.00
Jefferson		14.56	145,600	10,045	29,120		184,765	776.01	2,032.42	\$ 902.44		3,710.87
Liberty		28.34	255,060	18,280	56,680		330,020	1,386.08	3,300.20	634.95		5,321.23
Orange				17,440			17,440	125.57	174.40			299.97
Total		83.81	\$1,080,660	\$ 96,280	\$ 172,560		\$1,349,500	\$ 5,720.21	\$15,060.58	\$ 1,537.39	\$ 476.20	\$ 22,794.38

North Side Belt Ry. Co.—											
Harris.....	5.00	\$ 40,000				\$ 40,000	\$ 168.00	\$ 516.00			\$ 684.00
Total.....	5.00	\$ 40,000				\$ 40,000	\$ 168.00	\$ 516.00			\$ 684.00
Orange & Northwestern R. R. Co.—											
Jasper.....	25.86	\$ 64,650	\$ 6,470	\$ 6,470		\$ 77,590	\$ 325.87	\$ 620.72	\$ 58.13	\$ 362.26	\$ 1,366.98
Newton.....	19.66	49,150	4,910	4,930		61,665	258.99	616.65	435.55	568.52	1,879.71
Orange.....	2,600	58,980	4,010	8,000		73,590	529.85	735.90	228.66	483.00	1,977.41
Total.....	\$ 5,275	62.70	\$ 172,780	\$ 15,390	\$ 19,400	\$ 212,845	\$ 1,114.71	\$ 1,973.27	\$ 722.34	\$ 1,413.78	\$ 5,224.10
Panhandle & Santa Fe Ry. Co.—											
Bailey.....	19.68	\$ 150,000	\$ 28,040	\$ 45,260		\$ 223,300	\$ 937.86	\$ 2,121.35	\$ 1,116.50		\$ 4,175.71
Carson.....	69.11	794,950	72,140	196,370		1,063,460	4,466.53	10,102.87	273.56		14,842.96
Castro.....	2.48	23,560	4,590	13,110		41,260	173.29	391.97			565.26
Cochran.....	24.78	136,290	6,630	12,270		155,190	651.80	1,784.68	28.56	\$ 272.58	2,737.62
Coleman.....	\$ 1,500	236,840	5,510	10,200		295,680	1,241.86	2,365.44		3,119.74	6,727.04
Crosby.....	20.41	105,160	5,100	8,800		120,870	507.65	1,208.70	393.38		2,109.73
Dallan.....	7.01	38,560	3,550	3,550		44,010	184.84	440.10			624.94
Dawson.....	17.60	114,330	4,750	8,800		127,880	537.10	1,419.47			1,956.57
Deaf Smith.....	22.10	231,100	40,720	116,220		388,040	1,629.77	3,686.38	1,435.75		6,751.90
Fisher.....	15.50	155,000	22,090	35,650		212,740	893.51	2,765.62		812.00	4,471.13
Floyd.....	19.17	115,020	5,180	9,590		129,790	545.12	1,038.32		804.70	3,181.04
Gaines.....	2.85	14,250	770	1,400		16,420	68.96	213.00		42.75	324.71
Garza.....	41.00	369,000	58,420	94,300		521,720	2,191.22	4,538.96	329.40	1,132.38	8,191.96
Gray.....	51.80	489,980	44,380	109,730		644,090	2,705.19	6,209.72	1,030.52		9,945.43
Hale.....	46.05	364,180	56,570	91,810		512,560	2,152.75	3,434.15	950.11	531.90	7,068.91
Hansford.....	26.38	158,280	7,130	13,190		178,600	750.12	2,321.80	1,266.24		4,338.16
Hemphill.....	34.82	432,320	59,480	168,110		659,910	2,771.62	6,929.06	1,979.73	1,635.08	13,315.49
Hockley.....	55.25	290,130	21,440	37,090		348,660	1,464.37	2,963.61	623.14		5,051.12
Hutchinson.....	880	6,96	97,820	3,490		104,070	437.09	832.56	312.21		1,581.86
Lamb.....	32.80	246,820	46,740	75,440		369,000	1,549.80	2,952.00	370.25	2,079.98	6,952.03
Lipscomb.....	44.52	331,280	29,670	75,660		436,610	1,833.76	3,056.27	2,109.98		7,000.01
Lubbock.....	44,060	99.80	791,530	90,100	148,320	1,074,010	4,510.84	8,592.08			13,102.92
Lynn.....	35.35	218,490	12,000	21,510		250,000	1,058.40	3,906.00			4,964.40
Moore.....	34.55	181,690	8,690	16,080		206,460	867.13	2,064.60	619.38	722.70	4,273.81
Nolan.....	1.18	261,600	1,680	50,140		313,420	1,316.37	2,350.65	940.26		4,607.28
Ochiltree.....	33.59	198,400	9,070	16,790		224,260	941.89	2,803.25	672.78		4,471.92
Parmer.....	49.02	554,580	86,100	226,720		867,400	3,643.08	8,240.30			11,883.38
Potter.....	10,700	47.51	1,015,260	34,840	90,490	1,151,290	4,835.42	9,210.32		2,499.75	16,545.49
Randall.....	47.41	532,850	80,170	197,350		810,375	3,403.58	7,455.45	2,431.13	893.02	14,133.18
Reeves.....	54.37	135,930	14,680	13,590		164,200	689.64	1,313.60			2,003.24
Roberts.....	17.75	206,000	32,840	93,740		332,580	1,396.83	831.45	3,658.38		5,886.66
Scurry.....	37.75	302,000	53,790	86,830		442,620	1,859.00	5,090.13			6,949.13
Sherman.....	27.66	170,800	7,470	13,830		192,100	806.82	1,696.95			2,503.77
Swisher.....	30.99	247,920	44,160	71,280		363,360	1,526.11	3,560.93	545.04	504.00	6,136.08
Terry.....	36.98	203,390	9,990	18,490		231,870	973.85	3,130.25			4,104.10
Wheeler.....	29.05	181,340	7,850	7,260		196,450	825.09	1,964.50		782.82	3,572.41
Total.....	\$ 275,630	1,168.16	\$9,878,165	\$1,011,460	\$2,251,000	\$13,416,255	\$56,348.26	\$122,986.49	\$21,933.75	\$15,778.85	\$ 217,047.35

TABLE NO. 93—Continued
Statement of Assessments Against Railroads and Bridges

Owners	Railroads					Personal Property	Total Value	Taxes				Total	
	Real Estate	Road Bed and Appurtenances		Rolling Stock	Intangible Assets			State	County	Special	District Schools		
	Value	No. of Miles	Value	Value	Value								
Paris & Mt. Pleasant R. R. Co.—													
Franklin64	\$ 4,660	\$ 130	\$ 40	\$ 4,850	\$ 20.29	\$ 60.38	\$ 299.80	\$ 1,468.37
Lamar		17.23	63,320	3,560	1,060	67,940	285.35	883.22	684.60	1,409.33
Red River		14.04	49,140	2,900	860	52,900	222.18	502.55	274.98	1,634.91
Titus		19.51	68,290	4,030	1,190	73,510	308.74	830.66	\$ 220.53
Total		51.42	\$ 185,410	\$ 10,620	\$ 3,150	\$ 199,180	\$ 836.56	\$ 2,276.81	\$ 220.53	\$ 1,259.38	\$ 4,593.28	
Pecos River R. R. Co.—													
Reeves—Rendered By Santa Fe													
Total													
Pecos Valley Southern Ry. Co.—													
Reeves	\$ 1,070	39.91	\$ 17,560	\$ 8,733	\$ 16,500	\$ 10,800	\$ 54,663	\$ 229.58	\$ 437.30	\$ 72.60	\$ 739.48	
Total	\$ 1,070	39.91	\$ 17,560	\$ 8,733	\$ 16,500	\$ 10,800	\$ 54,663	\$ 229.58	\$ 437.30	\$ 72.60	\$ 739.48	
Point Comfort & Northern Ry. Co.—													
Calhoun		4.12	\$ 27,810	\$ 3,050	\$ 2,480	\$ 33,340	\$ 240.05	\$ 250.05	\$ 278.10	\$ 768.20	
Jackson		9.41	37,640	6,950	5,650	50,240	211.01	386.85	\$ 126.42	724.28	
Total		13.53	\$ 65,450	\$ 10,000	\$ 8,130	\$ 83,580	\$ 451.06	\$ 636.90	\$ 126.42	\$ 278.10	\$ 1,492.48	
Quanah, Acme & Pacific Ry. Co.—													
Cottle		40.16	\$ 288,650	\$ 4,784	\$ 31,970	\$ 325,404	\$ 1,366.70	\$ 4,327.87	\$ 976.21	\$ 746.40	\$ 7,417.18	
Floyd		17.76	106,560	2,116	14,140	122,816	515.83	982.53	761.46	1,238.40	3,498.22	
Hardeman		17.30	94,250	3,089	13,770	111,109	466.66	888.87	1,355.53	
Motley	\$ 3,075	36.32	259,910	4,327	28,910	296,222	1,244.13	3,021.47	622.07	3,944.77	8,832.44	
Total	\$ 3,075	111.54	\$ 749,370	\$ 14,316	\$ 88,790	\$ 855,551	\$ 3,593.32	\$ 9,220.74	\$ 2,359.74	\$ 5,929.57	\$ 21,103.37	
Río Grande, El Paso & Santa Fe R. R. Co.—													
El Paso		20.75	\$ 325,660	\$ 50,750	\$ 22,750	\$ 399,160	\$ 1,676.47	\$ 3,951.68	\$ 5,628.15	
Total		20.75	\$ 325,660	\$ 50,750	\$ 22,750	\$ 399,160	\$ 1,676.47	\$ 3,951.68	\$ 5,628.15	

Rio Grande City Ry. Co.—												
Hidalgo		1.48	\$ 3,700	\$ 740	\$ 370		\$ 4,810	\$ 20.20	\$ 41.37	\$ 7.40		\$ 68.97
Starr		16.54	41,350	8,270	4,140		53,760	225.79	645.12	161.28	\$ 251.50	1,283.69
Total		18.02	\$ 45,050	\$ 9,010	\$ 4,510		\$ 58,570	\$ 245.99	\$ 686.49	\$ 168.68	\$ 251.50	\$ 1,352.66
Rockdale, Sandow & Southern R. R. Co.—												
Milam		6.00	\$ 12,000	\$ 1,810		\$ 3,500	\$ 17,310	\$ 124.63	\$ 129.83		\$ 185.60	\$ 440.06
Total		6.00	\$ 12,000	\$ 1,810		\$ 3,500	\$ 17,310	\$ 124.63	\$ 129.83		\$ 185.60	\$ 440.06
Roscoe, Snyder & Pacific R. R. Co.—												
Mitchell		.51	\$ 2,750	\$ 920			\$ 3,670	\$ 15.41	\$ 29.36	\$ 11.01		\$ 55.78
Nolan	\$ 2,000	9.05	45,250	16,360	9,960		73,570	308.99	551.78	220.71		1,081.48
Scurry		22.50	112,500	40,566	24,680		177,746	746.53	2,044.08			2,790.61
Total	\$ 2,000	32.06	\$ 160,500	\$ 57,846	\$ 34,640		\$ 254,986	\$ 1,070.93	\$ 2,625.22	\$ 231.72		\$ 3,927.87
San Antonio Southern Ry. Co.—												
Atascosa		19.21	\$ 38,480	\$ 1,920	\$ 4,810		\$ 45,210	\$ 189.88	\$ 135.63	\$ 465.60		\$ 791.11
Bexar		8.84	18,560	880	2,210		21,650	90.93	173.20	64.95		329.08
Total		28.05	\$ 57,040	\$ 2,800	\$ 7,020		\$ 66,860	\$ 280.81	\$ 308.83	\$ 530.55		\$ 1,120.19
San Antonio, Uvalde & Gulf R. R. Co.—												
Atascosa		74.20	\$ 246,280	\$ 7,470	\$ 18,690		\$ 272,440	\$ 1,144.25	\$ 817.33	\$ 2,737.07	\$ 1,396.70	\$ 6,095.45
Bexar		20.15	63,470	2,020	5,040		70,530	296.23	564.24	224.00		1,084.47
Dimmit		33.98	137,520	3,400	8,490		149,410	627.52	1,568.81		1,960.80	4,157.13
La Salle		39.59	76,110	3,960	9,900		89,970	377.87	1,484.51		162.00	4,024.38
Live Oak		46.82	187,280	4,680	11,700		203,660	855.37	1,934.77	610.98		3,491.12
McMullen		10.99	16,490	1,100	2,750		20,340	85.43	203.40		192.48	481.31
Nueces		10.99	159,800	1,100	2,750		163,650	687.33	2,123.33	490.95		3,301.61
San Patricio	\$ 320	29.77	119,080	2,980	7,440		129,820	934.70	1,583.80	130.45		2,648.95
Uvalde		12.17	44,116	1,210	3,040		48,366	203.14	338.56	330.87		872.57
Zavala		35.24	156,960	3,520	8,810		169,290	711.02	2,166.91	313.92		3,191.85
Total	\$ 320	313.90	\$ 1,207,106	\$ 31,440	\$ 78,610		\$ 1,317,476	\$ 5,922.86	\$ 12,785.76	\$ 4,838.24	\$ 3,711.98	\$ 27,258.84
San Benito & Rio Grande Valley Ry. Co.—												
Cameron	\$ 13,330	64.94	\$ 80,130	\$ 16,250			\$ 109,710	\$ 460.78	\$ 1,843.12	\$ 1,144.24	\$ 142.85	\$ 3,590.99
Hidalgo		53.67	106,750	13,410			120,160	504.67	1,239.57	397.53	283.80	2,425.57
Total	\$ 13,330	118.61	\$ 186,880	\$ 29,660			\$ 229,870	\$ 965.45	\$ 3,082.69	\$ 1,541.77	\$ 426.65	\$ 6,016.56
Southern Pacific Terminal Co.—												
Galveston	\$ 1,385,515	21.48	\$ 44,035			\$ 39,460	\$ 1,469,010	\$ 6,169.84	\$ 16,306.01			\$ 22,475.85
Total	\$ 1,385,515	21.48	\$ 44,035			\$ 39,460	\$ 1,469,010	\$ 6,169.84	\$ 16,306.01			\$ 22,475.85

TABLE NO. 93—Continued
Statement of Assessments Against Railroads and Bridges

Owners	Railroads					Personal Property	Total Value	Taxes				Total
	Real Estate	Road Bed and Appurtenances		Rolling Stock	Intangible Assets			State	County	Special	District Schools	
	Value	No. of Miles	Value	Value	Value							
Stamford & Northwestern Ry.												
Co.—												
Dickens	11.56	\$ 52,020		\$ 2,920		\$ 54,940	\$ 230.75	\$ 670.27			\$ 901.02	\$
Haskell	13.05	65,250				65,250	274.05	685.13	\$ 97.88	\$ 625.50	1,682.56	
Jones	3.72	22,320				22,320	93.74	142.85			236.59	
Kent	17.42	87,100	\$ 20	4,400		91,520	384.38	732.16	316.81		1,433.35	
Stonewall	36.85	184,250		50	9,300	193,600	813.12	1,936.00	307.44	2,763.75	5,820.31	
Total	82.60	\$ 410,940	\$ 70	\$ 16,620		\$ 427,630	\$ 1,796.04	\$ 4,166.41	\$ 722.13	\$ 3,389.25	\$ 10,073.83	
St. Louis, Brownsville & Mexico Ry. Co.—												
Brazoria	50.69	\$ 449,455	\$ 148,810	\$ 93,020		\$ 691,285	\$ 4,977.25	\$ 6,221.57	\$ 3,595.97		\$ 14,794.79	
Calhoun	27.11	61,000	65,230	54,340		180,570	1,300.10	1,354.28	326.00	\$ 610.00	3,590.38	
Cameron	62.77	548,050	151,020	324,200		1,023,270	4,297.73	17,190.94	3,835.65	3.13	25,327.45	
Galveston	3.31	6,300	5,800	1,800		13,900	58.38	154.29	12.60		225.27	
Harris			28,050			28,050	117.81	333.51			451.32	
Hidalgo	99.36	875,230	239,060	324,200		1,438,490	6,041.65	14,099.36	2,936.35	726.10	23,803.46	
Jackson	24.79	204,520	59,650	49,700		313,870	1,318.25	2,416.80	2,209.65		5,944.70	
Kenedy	46.47	232,350	111,810	93,140		437,300	1,836.66	3,148.56		348.53	5,333.75	
Kleberg	21.28	246,520	51,200	61,850		359,570	2,588.90	3,595.70		482.62	6,667.22	
Matagorda	36.86	332,660	88,690	77,890	\$ 6,910	509,140	2,125.79	6,124.29	703.99	335.70	9,289.77	
Nueces	27.26	214,800	65,590	54,630		335,020	1,407.08	4,226.62	1,005.06	780.38	7,419.14	
Refugio	47.22	297,390	113,610	94,650		505,650	2,123.73	4,298.03	2,112.09	1,521.75	10,055.60	
San Patricio	20.50	138,375	49,320	41,080		228,775	1,647.18	2,791.06	102.95		4,541.19	
Victoria	45.44	308,640	102,010	84,980		495,630	2,081.65	4,460.67	2,270.17	1,371.38	10,183.87	
Willacy	50.57	185,510	121,670	101,360		444,090	3,197.45	3,197.45	1,167.08	141.30	7,703.28	
Total	563.63	\$ 4,100,800	\$ 1,401,520	\$ 1,456,830	\$ 42,460	\$ 7,001,610	\$ 35,119.61	\$ 73,613.13	\$ 20,277.56	\$ 6,320.89	\$ 135,331.19	
St. Louis, San Francisco & Texas Ry. Co.—												
Collin	19.50	\$ 175,500	\$ 23,570	\$ 15,530		\$ 214,600	\$ 901.32	\$ 2,682.50		\$ 2,274.09	\$ 5,857.91	
Dallas	2.70	17,380	3,260	2,150	\$ 110	22,900	96.18	196.36			292.54	
Denton	9.99	75,500	12,080	7,950		95,530	401.23	926.64		149.63	1,477.50	
Grayson	27.44	390,620	33,160	21,850		445,630	1,871.65	4,010.66		1,463.63	7,345.94	
Hardeman	8.64	46,650	10,440	6,880		63,970	268.67	511.76			780.43	
Lamar	16.04	155,265	19,390	12,770		187,425	787.19	2,436.53		986.44	4,210.16	

Tarrant	5.56	147,220	6,720	4,430	158,370	665.14	1,346.14	389.15	2,400.43			
Wilbarger	12.77	76,620	15,440	10,160	102,220	429.32	1,022.20	153.33	1,604.85			
Total	102.64	\$1,084,755	\$ 124,060	\$ 81,720	\$ 110	\$1,290,645	\$ 5,420.70	\$13,132.79	\$ 542.48	\$ 4,873.79	\$ 23,969.76	
St. Louis, Southwestern Ry. Co. of Texas—												
Angelina	\$ 490	16.88	\$ 159,260	\$ 27,890	\$ 2,260	\$ 189,900	\$ 797.58	\$ 1,652.13	\$ 1,626.15	\$ 4,075.86		
Bowie		37.44	519,220	61,850	5,230	586,905	2,465.00	3,404.05	\$ 236.53	3,091.70	9,197.28	
Camp		12.08	102,680	19,960	1,660	124,600	523.32	1,183.70	311.50	2,018.52		
Cass		3.81	31,050	6,290	540	37,880	159.10	359.86		518.96		
Cherokee	1,290	56.66	453,280	93,610	7,940	556,220	2,336.12	3,893.54	2,247.49	1,575.60	10,052.75	
Collin		31.23	280,980	51,580	4,360	336,920	1,527.92	4,098.64		1,781.10	7,407.66	
Coryell		22.02	143,130	36,380	3,140	182,650	767.13	1,534.26		635.54	2,936.93	
Dallas	5,000	27.65	255,490	45,680	4,110	310,280	1,303.18	2,702.90	153.60	594.72	4,754.40	
Delta		.68	5,500	1,120	100	6,720	28.22	120.96		149.18		
Fannin		20.58	113,135	34,000	2,860	150,005	630.02	1,665.06	333.00	969.50	3,597.58	
Franklin		11.05	85,090	18,250	1,540	104,880	440.50	1,311.00		90.09	1,841.59	
Grayson		16.69	125,520	27,570	2,430	155,520	663.18	1,399.68		677.60	2,730.46	
Henderson	260	42.18	369,075	69,680	5,900	444,915	1,868.65	4,004.24	3,920.08	2,103.93	11,896.90	
Hill		14.52	116,160	23,990	2,030	142,180	597.16	1,109.00	1,988.94	1,177.84	4,872.94	
Hopkins	2,950	33.34	300,060	55,080	4,660	362,750	1,523.55	3,446.12	1,412.93	3,460.74	9,843.34	
Hunt		43.87	425,170	72,480	6,110	503,760	2,115.79	4,886.47	2,518.80	2,145.04	11,666.10	
Limestone		.95	8,550	1,570	130	10,250	43.05	140.42		30.75	128.25	
McLennan		40.62	493,530	67,110	5,680	567,970	2,385.47	3,918.99		4,325.55	10,630.01	
Morris		9.95	79,600	16,440	1,390	97,430	409.21	925.59		116.40	1,451.20	
Navarro	2,250	45.72	437,126	75,530	6,380	521,286	2,189.41	3,909.65	2,890.93	4,201.70	13,191.69	
Smith	210	45.21	740,435	74,690	6,390	824,915	3,464.64	6,929.29	2,474.75	5,511.86	18,380.54	
Tarrant		25.71	254,100	32,260	2,790	289,150	1,214.42	2,457.77		516.26	6,270.48	
Titus	50	25.03	269,570	41,350	3,500	314,670	1,321.61	3,555.77		944.01	1,261.04	
Upshur	135	29.24	255,850	48,310	4,110	308,405	1,295.30	2,542.81	1,370.59	405.60	5,614.39	
Total	\$ 12,635	613.11	\$6,023,561	\$1,002,670	\$ 85,240	\$ 6,055	\$7,130,161	\$30,059.53	\$61,151.90	\$21,466.56	\$37,845.58	\$ 150,523.57
Sugarland Ry. Co.—												
Brazoria	\$ 2,450					\$ 2,450	\$ 17.64	\$ 22.05	\$ 6.86		\$ 46.55	
Ft. Bend		18.65	\$ 71,760		\$ 5,000	76,760	552.67	660.14	708.88		1,921.69	
Total	\$ 2,450	18.65	\$ 71,760		\$ 5,000	\$ 79,210	\$ 570.31	\$ 682.19	\$ 715.74		\$ 1,968.24	
Texas City Terminal Ry. Co.—												
Galveston	\$ 158,721	6.21	\$ 127,096	\$ 54,048		\$ 208,000	\$ 547,865	\$ 2,301.03	\$ 6,081.30		\$ 8,382.33	
Total	\$ 158,721	6.21	\$ 127,096	\$ 54,048		\$ 208,000	\$ 547,865	\$ 2,301.03	\$ 6,081.30		\$ 8,382.33	
Texas Mexican Ry. Co.—												
Duval	\$ 6,200	45.23	\$ 294,900	\$ 135,323	\$ 27,470	\$ 463,893	\$ 3,340.03	\$12,582.02		\$ 586.80	\$ 16,508.85	
Jim Hogg	2,452	12.21	84,260	35,558	7,410	129,680	933.70	2,074.88	\$ 64.84		3,073.42	
Jim Wells		18.83	117,690	56,340	11,430	185,460	1,335.31	2,244.07	294.23	515.63	4,389.24	
Nueces		33.70	253,960	100,850	20,460	375,270	1,576.13	4,748.71	1,906.67	973.57	9,205.08	
Webb		52.07	463,270	155,784	31,630	650,684	2,732.87	14,315.05	1,952.05		18,999.97	
Total	\$ 8,652	109.97	\$1,214,080	\$ 483,855	\$ 98,400	\$1,804,987	\$ 9,918.04	\$35,964.73	\$ 4,217.79	\$ 2,076.00	\$ 52,176.56	

TABLE NO. 93—Continued
Statement of Assessments Against Railroads and Bridges

Owners	Railroads					Personal Property	Total Value	Taxes				Total
	Real Estate	Road Bed and Appurtenances		Rolling Stock	Intangible Assets			State	County	Special	District Schools	
	Value	No. of Miles	Value	Value	Value							
Texas-New Mexico Ry. Co.—												
Ward		6.94	\$ 27,760		\$ 6,960		\$ 34,720	\$ 145.82	\$ 277.76			\$ 423.58
Winkler		30.63	122,520	\$ 15,310	30,600		168,430	707.41	1,600.09	\$ 811.59		3,119.09
Total		37.57	\$ 150,280	\$ 15,310	\$ 37,560		\$ 203,150	\$ 853.23	\$ 1,877.85	\$ 811.59		\$ 3,542.67
Texas & New Orleans R. R. Co.—												
Anderson		10.20	\$ 81,600	\$ 87,590	\$ 7,840		\$ 177,030	\$ 743.53	\$ 1,681.79	\$ 531.09	\$ 361.76	\$ 3,318.17
Angelina		57.19	602,800	177,760	95,540		876,160	3,679.87	7,622.59	181.20	6,468.37	17,952.03
Aransas		9.84	39,360	30,580	7,570		77,510	325.54	775.10	409.65		1,510.29
Austin		8.70	56,550	27,040	12,940		96,530	695.02	675.71	144.80		1,515.53
Bastrop		27.17	228,230	84,450	40,400		353,080	1,482.94	2,824.64		1,611.20	5,918.78
Bee		62.28	498,240	193,580	110,320		802,140	3,368.99	10,427.82			14,972.81
Bexar		101.30	1,239,510	314,860	263,190		1,817,560	7,633.75	14,540.48	6,048.73		28,222.96
Brazoria							940	6.77	8.46	2.63		17.86
Brazos	\$ 940	38.72	513,000	120,350	195,500		829,850	5,974.92	6,638.80		1,908.04	14,521.76
Brewster	1,000	79.21	633,680	246,200	399,930		1,279,810	5,375.20	8,702.71		3,992.40	18,070.31
Brooks		33.18	258,800	103,130	49,340		411,270	2,961.14	4,112.70			7,073.84
Burleson		22.21	177,680	69,030	112,140		358,850	2,583.73	5,203.33		886.12	8,673.18
Burnet		60.70	390,580	188,670	46,670		595,920	2,502.86	7,151.04	739.57	3,272.68	13,666.15
Caldwell		1,360	10,311	128,875	32,040		214,335	900.21	1,714.68	197.65		1,953.52
Calhoun		10.14	40,560	31,520	7,800		79,880	575.14	599.10	35.76		405.60
Cameron		42.83	366,140	133,120	63,690		562,950	2,364.39	9,457.56	3,392.93		15,606.86
Chambers		3.78	13,230	11,750	2,910		27,890	117.14	520.74	19.85		657.73
Cherokee	90	33.24	305,920	150,090	25,570		441,670	1,855.01	3,091.69	1,874.88		1,778.80
Collin		31.28	281,520	97,220	46,510		425,250	1,786.05	5,315.63		2,007.91	9,109.59
Colorado	20	73.23	848,930	218,750	221,060		1,288,760	5,412.79	14,176.36			2,163.85
Culberson		18.86	127,305	58,620	95,230		281,155	1,180.85	2,811.55		5,901.98	9,894.38
Dallas	50,010	61.52	702,070	191,210	194,650		1,137,940	4,779.35	9,546.91			702.15
Delta		70.15	142,290	68,040	16,830		227,160	954.07	4,088.88			951.30
De Witt	3,880	21.89	518,650	218,040	53,940		794,490	3,336.86	7,944.90	313.89	1,340.39	12,936.04
Ellis	2,090	53.75	616,800	167,060	208,110		994,660	4,175.04	10,934.66	2,789.29	2,240.00	20,138.99
El Paso	17,180	45.14	910,300	140,300	227,910	\$ 3,300	1,345,690	5,651.90	13,322.33		10,039.60	29,013.83
Falls		62.64	443,660	194,690	96,460		734,810	3,086.20	9,038.16	102.79	1,364.98	13,582.13
Fayette	20	60.03	629,460	186,580	267,530		1,083,590	4,551.08	8,126.93			12,678.01
Ft. Bend	720	85.05	584,580	264,350	256,760		1,106,410	7,966.15	9,515.13	5,303.60	184.50	22,969.38

Freestone.....	4.33	47,630	13,460	21,860	82,950	348.39	622.13	71.45	1,041.97		
Galveston.....	200	24.80	224,420	70,340	114,260	409,220	1,718.73	4,542.35	33.28	6,294.36	
Goliad.....	30.30	227.250	94,180	88,480	409,910	1,721.63	4,591.00		2,120.70	8,433.33	
Gonzales.....	310	55.68	480,960	173,060	138,570	792,900	3,330.18	8,721.90	1,078.25	2,399.70	15,530.03
Grayson.....		26.73	302,800	83,080	39,750	425,630	1,787.65	3,830.67		905.40	5,223.72
Grimes.....	1,230	13.67	150,370	42,490	69,020	203,110	1,894.40	2,367.99		950.61	5,213.01
Guadalupe.....	970	36.60	420,900	113,760	184,790	320,420	3,025.76	7,924.62		3,399.15	14,349.53
Hardin.....		27.90	228,780	86,720	21,460	336,960	1,415.23	2,796.77	653.95	1,302.00	6,167.95
Harris.....	106,380	181.25	3,646,870	563,360	871,640	5,193,250	21,811.65	65,543.57		3,386.13	90,741.35
Henderson.....		38.47	326,995	119,570	29,580	476,145	1,999.81	4,285.30	3,710.68	2,108.51	12,104.30
Hidalgo.....		62.17	689,500	193,230	92,450	975,180	4,095.76	9,040.36	1,861.22	491.20	15,488.54
Hudspeth.....		81.91	655,280	254,590	413,560	1,323,430	5,558.47	12,837.27	264.69	2,919.04	21,579.41
Hunt.....	300	25.28	176,960	78,570	19,440	275,270	1,156.13	2,667.21	1,374.85	561.60	5,759.79
Jackson.....		22.96	189,420	71,360	67,040	327,820	1,376.84	2,524.21	670.36		4,571.41
Jasper.....		1.34	10,990	4,160	1,030	16,180	67.96	129.44		164.85	362.25
Jefferson.....	4,700	54.34	665,560	158,580	130,350	959,190	4,028.60	10,551.99	4,991.93		19,571.62
Jeff Davis.....		25.81	206,480	80,220	130,310	417,010	1,751.44	3,794.79		3,097.20	8,643.43
Jim Wells.....		58.18	407,260	180,830	86,510	674,600	4,857.12	8,162.66	1,194.27	210.70	14,424.75
Karnes.....		44.00	297,000	136,760	55,750	489,510	2,055.04	3,181.82	3,307.08	1,144.58	9,689.42
Kaufman.....		55.26	385,530	171,760	42,500	599,790	2,519.12	2,998.95	4,298.10	1,016.80	10,832.97
Kendall.....		26.03	143,165	80,910	20,020	244,095	1,025.20	1,098.43	166.42	548.55	2,388.60
Kerr.....		18.26	91,300	56,750	14,040	162,090	680.78	810.45	486.27	572.20	2,549.70
Kinney.....		50.52	465,510	157,020	230,810	853,340	3,584.03	9,886.74		371.55	13,342.32
Lamar.....		13.51	94,570	41,990	10,390	146,950	617.19	1,910.35		808.65	3,336.19
Lampasas.....		2.50	17,500	7,770	1,920	27,190	114.20	203.93	81.57	379.05	788.75
Lavaca.....		57.12	456,960	177,540	43,930	680,800	2,859.36	4,289.04	2,234.00	1,078.42	10,460.82
Lee.....		72.05	552,260	223,940	184,770	960,970	4,036.07	7,015.08	2,882.91	2,038.69	15,972.75
Liberty.....		57.16	602,900	177,660	216,840	997,400	4,189.08	9,974.00	1,382.59		15,545.67
Limestone.....	820	34.98	384,780	108,720	176,620	670,940	2,817.95	9,191.88	3,495.47	1,525.15	17,080.45
Llano.....		20.45	156,000	63,560	15,730	235,290	988.21	2,588.19		1,560.00	5,136.40
Madison.....	220					220	.92	2.09	.22	2.25	5.48
Matagorda.....		52.04	289,860	161,750	40,020	503,280	2,410.05	5,793.40	936.90		9,140.35
Maverick.....	19,060	28.97	389,160	90,040	22,280	520,540	2,186.27	5,882.10			8,068.37
Medina.....		42.65	426,500	132,560	215,340	774,400	3,252.48	8,518.40	361.80	3,741.62	15,874.10
Milam.....		35.02	210,120	108,850	26,930	345,900	2,490.48	2,594.25		1,669.44	6,754.17
Montgomery.....		16.94	127,050	52,650	49,460	229,160	962.47	1,558.29	1,005.11	1,303.90	4,829.77
McLennan.....	1,750	27.28	252,770	84,790	31,690	371,000	1,558.20	2,559.90		1,208.69	5,326.79
Nacogdoches.....		70.48	684,560	219,060	127,740	1,031,360	4,331.71	7,219.52		3,483.25	15,034.48
Navarro.....	6,300	32.04	368,460	99,590	161,770	636,120	2,671.70	4,770.91	2,753.04	1,725.00	11,920.65
Nueces.....		5.13	62,840	15,940	7,630	86,410	362.92	259.23	1,098.11		1,720.26
Orange.....	4,830	29.07	379,790	86,780	140,970	612,370	4,409.06	6,123.70	1,536.97	621.75	12,691.48
Pecos.....		9.32	74,560	28,970	47,060	150,590	632.47	1,280.02	599.42		2,511.91
Polk.....		41.89	389,577	130,200	122,320	642,097	2,696.81	5,136.78		3,767.85	11,601.44
Presidio.....		44.35	354,800	137,850	223,920	716,570	3,009.59	5,732.56		5,264.60	14,006.75
Robertson.....		51.92	623,685	161,380	258,410	1,043,475	7,513.02	8,347.80	263.12	1,214.66	17,338.60
Rusk.....		.85	6,800		650	7,450	31.29	62.58	17.00	68.00	178.87
San Jacinto.....		13.46	127,870	41,840	39,300	209,010	877.84	1,672.08	2,090.10		4,640.02
San Patricio.....		52.53	302,050	163,270	69,810	558,960	4,024.51	6,819.31	519.81		11,363.63
San Antonio.....		29.84	253,640	92,750	87,130	433,520	1,820.78	3,468.16		853.05	8,263.65
Shelby.....		23.37	257,070	72,640	68,240	397,950	1,671.37	3,382.68	110.56	1,931.17	7,095.68

TABLE NO. 93—Continued
Statement of Assessments Against Railroads and Bridges

Owners	Railroads					Personal Property	Total Value	Taxes				Total
	Real Estate	Road Bed and Appurtenances		Rolling Stock	Intangible Assets			State	County	Special	District Schools	
		Value	No. of Miles									
Texas & New Orleans R. R. Co.—												
Continued—												
Terrell		59.51	\$ 535,590	\$ 184,970	\$ 300,460		\$1,021,020	\$ 4,288.28	\$ 9,699.69		\$ 9,372.83	\$ 23,360.80
Travis		38.61	348,075	120,010	46,500		514,585	2,161.26	1,029.17	\$ 4,367.21	2,331.52	9,889.16
Tyler		37.60	300,800	116,870	28,910		446,580	1,875.64	3,795.93	1,716.24	4,512.00	11,899.81
Uvalde		45.08	434,760	140,120	227,610		802,490	3,370.46	5,617.43	3,260.70	725.63	12,974.22
Val Verde		93.01	1,418,400	289,090	469,610		2,177,100	9,143.82	10,450.08	5,602.85	1,745.22	26,941.97
Victoria		60.82	386,760	189,040	107,390		683,190	2,869.40	6,148.71	2,595.06	1,556.67	13,169.84
Waller		26.59	280,340	82,650	108,360		471,350	3,393.72	3,440.86	707.03	4,205.10	11,746.71
Washington	\$ 600	33.81	287,380	105,090	50,280		443,350	3,192.12	3,413.80	719.95		7,325.87
Wharton	8,590	69.26	490,360	215,270	188,570		902,790	3,791.72	15,347.43	1,496.85	1,587.95	22,223.95
Williamson		28.86	187,590	89,700	22,190		299,480	1,257.82	2,695.32		1,968.42	5,921.56
Wilson		53.30	403,690	171,880	60,570		636,140	2,671.79	5,916.10	474.01	1,707.63	10,769.53
Total	\$ 233,550	3,571.70	\$34,717,887	\$11,178,160	\$10,062,940	\$ 46,150	\$56,238,687	\$258,389.28	\$536,890.75	\$90,681.37	\$142,721.76	\$1,028,683.16
Texas & Northern R. R. Co.—												
Morris		9.10	\$ 36,400	\$ 20,800	\$ 34,540	\$ 2,800	\$ 94,540	\$ 397.07	\$ 898.13			\$ 1,295.20
Total		9.10	\$ 36,400	\$ 20,800	\$ 34,540	\$ 2,800	\$ 94,540	\$ 397.07	\$ 898.13			\$ 1,295.20
Texas & Pacific Ry. Co.—												
Bowie	\$ 1,350	51.65	\$ 595,960	\$ 98,210	\$ 512,130		\$1,207,650	\$ 5,072.13	\$ 7,004.37	\$ 638.92	\$ 3,089.61	\$ 15,805.03
Callahan	2,750	31.58	284,220	60,050	314,840		661,860	1,586.09	3,021.12	11.00	36.37	4,634.58
Cass	630	32.93	296,370	62,610	328,300		687,910	2,889.23	6,535.15		919.35	10,343.73
Cooke		1.91	15,280	3,630	18,590		37,500	157.51	225.00		80.00	462.51
Crane		1.46	8,030	2,780			10,810	45.41	180.53			225.94
Culberson	1,000	47.31	260,210	89,960	471,660		822,830	3,455.89	8,228.30		3,918.15	15,602.34
Dallas	251,280	38.50	574,100	73,200	438,250		1,336,830	5,614.69	11,110.86	611.70	486.75	17,824.00
Denton	1,900	35.89	315,450	68,240	349,490		734,990	3,086.96	7,129.40		2,873.20	13,089.56
Eastland	22,490	30.84	277,560	58,640	307,470		666,160	2,797.87	3,996.96		397.13	7,191.96
Ector		32.62	179,520	62,060	325,410		566,990	2,381.35	7,937.86			10,319.21
El Paso		1.52	165,000	83,620	28,400		277,020	1,163.48	2,742.50			3,905.98
Fannin		31.07	264,100	59,080	302,480		625,660	2,627.77	6,944.83	772.23	1,919.15	12,263.98
Fisher		2.14	21,400	6,030	31,600		59,030	247.93	767.39			1,015.32
Grayson		47.36	414,720	90,050	461,060		965,830	4,056.49	8,692.47		2,686.97	15,435.93

Gregg.....	2,100	15.67	188,040	29,790	156,220	376,150	1,579.83	4,476.19	228.00	6,284.02
Harrison.....	1,525	53.53	1,104,840	101,780	600,000	1,808,145	7,594.20	17,358.19	2,124.88	27,077.27
Howard.....		32.43	291,870	61,660	323,320	22,800	699,650	2,938.52	6,296.85	1,573.35	1,436.40	12,245.12
Hudspeth.....		78.14	155,210	148,580	281,340	585,130	2,457.55	5,675.76	117.03	1,232.77	9,483.11
Jeff Davis.....		4.70	25,850	8,940	46,860	81,650	342.93	743.02	421.36	1,507.31
Kaufman.....	670	26.37	237,330	50,140	262,900	551,040	2,314.36	2,755.20	3,720.74	1,928.26	10,718.56
Lamar.....		31.35	266,480	59,610	305,200	631,290	2,651.42	8,206.77	2,015.95	12,874.14
Marion.....		13.52	121,680	25,710	134,790	282,180	1,185.16	3,950.52	846.54	1,825.20	7,807.42
Martin.....		13.03	71,670	24,780	129,900	226,350	950.67	4,074.30	5,024.97
Midland.....	150	26.51	106,040	50,410	264,300	420,900	1,767.78	4,209.00	420.00	6,396.78
Mitchell.....	810	32.35	246,100	61,510	322,520	630,940	2,649.95	5,047.52	1,892.82	9,590.29
Nolan.....	3,630	28.85	259,650	54,860	287,620	605,760	2,544.19	4,543.21	1,817.28	8,904.68
Palo Pinto.....		36.29	326,610	69,000	361,800	11,250	768,660	3,228.37	7,302.27	947.57	11,478.21
Parker.....	4,380	34.81	313,290	66,190	347,040	730,900	3,069.78	6,797.37	3,158.31	3,233.25	16,258.71
Red River.....		34.22	274,560	65,070	333,140	672,770	2,825.63	6,391.32	102.90	2,530.83	11,850.68
Reeves.....		43.25	347,880	82,240	431,180	861,300	3,617.46	6,890.40	2,089.43	12,597.29
Smith.....		1.79	16,110	3,400	17,850	37,360	156.91	313.82	112.08	582.81
Stephens.....		5.97	47,020	11,350	59,520	117,890	495.13	1,296.79	634.77	2,426.69
Tarrant.....	1,330	50.43	2,234,230	95,890	619,420	2,950,870	12,393.65	25,082.38	4,574.34	3,927.81	45,978.18
Taylor.....	3,640	31.05	279,450	59,040	309,540	651,670	2,737.01	3,258.35	237.01	1,809.15	8,041.52
Upshur.....		11.03	99,270	20,970	109,960	230,200	966.84	1,760.30	1,125.30	3,852.44
Van Zandt.....	5,170	28.19	253,710	53,600	281,040	593,520	2,492.78	8,962.15	1,780.56	234.23	13,469.72
Ward.....		43.50	261,000	82,710	433,670	777,380	3,265.00	6,219.04	9,484.04
Wood.....		25.90	259,000	49,250	258,210	566,460	2,379.13	5,551.31	693.00	8,623.44
Total.....	\$ 304,805	1,089.66	\$11,458,810	\$2,154,640	\$10,566,930	\$ 34,050	\$24,519,235	\$101,787.05	\$221,678.77	\$23,513.47	\$43,718.18	\$ 390,697.47
Texas Short Line Ry. Co.—												
Rains.....		4.60	\$ 10,150	\$ 2,000	\$ 1,020	\$ 13,170	\$ 55.31	\$ 171.21	\$ 226.52
Van Zandt.....		15.85	47,550	7,930	3,960	59,440	249.65	897.54	\$ 178.32	\$ 1,325.51
Wood.....		1.61	4,830	810	400	6,040	25.37	59.19	84.56
Total.....	22.06	\$ 62,530	\$ 10,740	\$ 5,380	\$ 78,650	\$ 330.33	\$ 1,127.94	\$ 178.32	\$ 1,636.59	
Texas Southeastern R. R. Co.—												
Angeline.....		18.85	\$ 64,530	\$ 64,530	\$ 271.03	\$ 561.41	\$ 165.00	\$ 997.44
Trinity.....		1.35	3,380	\$ 130	3,510	14.74	50.90	35.10	100.74
Total.....	20.20	\$ 67,910	\$ 130	\$ 68,040	\$ 285.77	\$ 612.31	\$ 200.10	\$ 1,098.18	
Union Terminal Co.—												
Dallas.....	\$ 808,290	16.27	\$ 49,230	\$ 35,980	\$ 893,500	\$ 3,752.70	\$ 8,041.50	\$ 2,496.06	\$ 14,290.26
Total.....	\$ 808,290	16.27	\$ 49,230	\$ 35,980	\$ 893,500	\$ 3,752.70	\$ 8,041.50	\$ 2,496.06	\$ 14,290.26
Waco, Beaumont, Trinity & Sabine Ry. Co.—												
Polk.....	\$ 1,168	\$ 1,168	\$ 4.91	\$ 9.34	\$ 17.23	\$ 31.48
Trinity.....	820	20.00	\$ 20,000	20,820	87.44	301.89	389.33
Total.....	\$ 1,988	20.00	\$ 20,000	\$ 21,988	\$ 92.35	\$ 311.23	\$ 17.23	\$ 420.81

TABLE NO. 93—Continued
Statement of Assessments Against Railroads and Bridges

Owners	Railroads					Personal Property	Total Value	Taxes				Total	
	Real Estate	Road Bed and Appurtenances		Rolling Stock	Intangible Assets			State	County	Special	District Schools		
		No. of Miles	Value										Value
Value													
Weatherford, Mineral Wells & Northwestern Ry. Co.—													
Palo Pinto.....		3.95	\$ 20,045	\$ 5,925	\$ 29,680	\$ 55,650	\$ 233.74	\$ 528.68	\$ 1.13	\$ 763.55	
Parker.....		18.80	47,000	28,200	22,820	98,020	411.68	911.59	\$ 435.06	463.00	2,221.33	
Total.....		22.75	\$ 67,045	\$ 34,125	\$ 52,500	\$ 153,670	645.42	\$ 1,440.27	\$ 435.06	\$ 464.13	\$ 2,984.88	
Wichita Falls & Southern R. R. Co.—													
Archer.....		34.17	\$ 51,250	\$ 6,880	\$ 3,080	\$ 61,210	\$ 257.09	\$ 648.81	\$ 260.50	\$ 1,166.40	
Comanche.....		3.67	5,505	739	330	6,574	27.61	52.59	19.72	\$ 68.82	168.74	
Eastland.....		20.31	30,470	4,090	1,830	36,390	152.84	218.34	369.00	740.18	
Erath.....		17.30	25,950	3,450	1,560	30,990	130.16	340.89	51.90	195.75	718.70	
Stephens.....		42.85	85,700	8,631	3,860	98,191	412.40	1,080.10	530.70	2,023.20	
Wichita.....		3.63	18,150	731	310	19,191	80.60	115.15	195.75	
Young.....		42.85	64,275	8,630	3,860	76,765	322.41	1,074.71	22.97	108.00	1,528.09	
Total.....		164.78	\$ 281,300	\$ 33,181	\$ 14,830	\$ 329,311	\$ 1,383.11	\$ 3,530.59	\$ 355.09	\$ 1,272.27	\$ 6,541.06	
Wichita Valley Ry. Co.—													
Archer.....		20.14	\$ 102,700	\$ 5,080	\$ 107,780	\$ 452.68	\$ 1,142.46	\$ 323.34	\$ 154.05	\$ 2,072.53	
Baylor.....		35.74	241,245	190	9,020	250,455	1,051.91	2,429.41	751.37	3,618.67	7,851.36	
Haskell.....		31.82	206,830	420	11,330	218,580	918.04	2,295.09	310.25	1,870.05	5,393.43	
Jones.....		1.72	10,490	20	9,480	19,990	83.96	127.94	211.90	
Knox.....		12.85	86,740	170	3,240	90,150	378.63	1,126.87	60.75	1,566.25	
Wichita.....		10.61	71,620	2,680	74,300	312.06	445.80	757.86	
Total.....		112.88	\$ 719,625	\$ 800	\$ 40,830	\$ 761,255	\$ 3,197.28	\$ 7,567.57	\$ 1,445.71	\$ 5,642.77	\$ 17,853.33	
Grand Total.....		\$4,488,483	15,850.26	\$133,677,246	\$27,415,792	\$37,249,815	\$ 782,115	\$203,613,451	\$910,792.91	1,922,765.60	\$343,194.88	\$542,605.13	\$3,719,358.52

INTERURBANS AND STREET RAILWAYS

Texas Electric Ry. Co.— (Operated now as a Bus Line)												
Dallas.....	\$	300	\$ 300	\$ 1.26	\$ 2.70	\$ 3.96
Total.....	\$	300	\$ 300	\$ 1.26	\$ 2.70	\$ 3.96

Dallas Ry. & Terminal Co.—											
Dallas.....	\$ 983,500	84.00	\$ 598,500	\$ 1,675,060	\$ 757,000	\$ 4,014,060	\$ 16,859.05	\$ 36,126.54	\$ 58.20	\$ 53,043.79
Total.....	\$ 983,500	84.00	\$ 598,500	\$ 1,675,060	\$ 757,000	\$ 4,014,060	\$ 16,859.05	\$ 36,126.54	\$ 58.20	\$ 53,043.79
El Paso City Lines, Inc.—											
El Paso.....	\$ 49,500	3.47	\$ 44,000	\$ 41,500	\$ 137,180	\$ 342,650	\$ 614,830	\$ 2,582.29	\$ 6,086.81	\$ 8,669.10
Total.....	\$ 49,500	3.47	\$ 44,000	\$ 41,500	\$ 137,180	\$ 342,650	\$ 614,830	\$ 2,582.29	\$ 6,086.81	\$ 8,669.10
Grand Total.....	<u>\$1,033,300</u>	<u>84.47</u>	<u>\$ 642,500</u>	<u>\$ 1,716,560</u>	<u>\$ 137,180</u>	<u>\$ 1,099,650</u>	<u>\$ 4,629,190</u>	<u>\$ 19,442.60</u>	<u>\$ 42,216.05</u>	<u>\$ 58.20</u>	<u>\$ 61,716.85</u>

BRIDGE COMPANIES

Owners	Value				Taxes		
	Real Estate	Bridge	Intangible	Total	State	County	Total
Brownsville and Matamoras Bridge Co.—							
Cameron County.....	\$ 4,310	\$ 20,760	\$ 24,100	\$ 49,170	\$ 206.51	\$ 1,001.55	\$ 1,208.06
Total.....	\$ 4,310	\$ 20,760	\$ 24,100	\$ 49,170	\$ 206.51	\$ 1,001.55	\$ 1,208.06
Citizens Bridge Co.—							
Val Verde County.....	\$ 10,000	\$ 28,730	\$ 38,730	\$ 162.67	\$ 185.90	\$ 348.57
Total.....	\$ 10,000	\$ 28,730	\$ 38,730	\$ 162.67	\$ 185.90	\$ 348.57
Rio Grande Gateway Bridge Co.—							
Cameron County.....	\$ 9,590	\$ 49,400	\$ 57,880	\$ 116,870	\$ 490.86	\$ 2,376.34	\$ 2,867.20
Total.....	\$ 9,590	\$ 49,400	\$ 57,880	\$ 116,870	\$ 490.86	\$ 2,376.34	\$ 2,867.20
Starr County Bridge Co.—							
Starr County.....	\$ 100	\$ 15,200	\$ 6,720	\$ 22,020	\$ 92.48	\$ 330.30	\$ 422.78
Total.....	\$ 100	\$ 15,200	\$ 6,720	\$ 22,020	\$ 92.48	\$ 330.30	\$ 422.78
Valley Bridge Co.—							
Hidalgo County.....	\$ 2,100	\$ 75,450	\$ 39,170	\$ 116,720	\$ 490.20	\$ 1,205.40	\$ 1,695.60
Total.....	\$ 2,100	\$ 75,450	\$ 39,170	\$ 116,720	\$ 490.20	\$ 1,205.40	\$ 1,695.60
Grand Total.....	<u>\$ 16,100</u>	<u>\$ 170,810</u>	<u>\$ 156,600</u>	<u>\$ 343,510</u>	<u>\$ 1,442.72</u>	<u>\$ 5,099.49</u>	<u>\$ 6,542.21</u>

TABLE NO. 94

Crude Oil Production by Counties, Fiscal Year September, 1950, Through August, 1951

	1950				1951
	September	October	November	December	January
Anderson.....	269,449	266,228	267,951	252,060	287,006
Andrews.....	3,387,434	3,443,207	3,337,962	3,125,510	3,320,912
Angelina.....	254	302	328	355	298
Aransas.....	163,169	173,029	171,352	197,090	231,452
Archer.....	985,000	1,073,700	968,610	1,004,021	995,579
Atascosa.....	318,724	328,687	313,369	299,825	325,054
Austin.....	175,778	175,333	197,720	189,358	197,324
Bastrop.....	16,927	16,654	20,550	24,313	16,923
Baylor.....	47,989	51,744	53,700	52,068	53,521
Bee.....	230,291	241,084	232,989	224,965	235,262
Bexar.....	7,360	7,640	7,841	7,511	7,619
Borden.....	469,531	498,030	498,472	511,439	620,583
Bowie.....	5,444	6,144	3,805	3,606	4,679
Brazoria.....	2,477,952	2,501,775	2,420,288	2,500,322	2,489,599
Brooks.....	503,675	503,803	419,989	477,261	507,532
Brown.....	25,559	25,552	24,923	25,630	25,678
Burleson.....	105	141	178	253	233
Caldwell.....	162,282	163,710	164,983	166,121	164,045
Calhoun.....	187,418	194,666	177,355	180,429	174,718
Callahan.....	29,956	33,597	34,937	39,721	39,348
Cameron.....	588	616	588	588	616
Camp.....	11,562	12,128	11,474	12,159	12,438
Carson.....	270,788	282,474	270,808	262,182	278,039
Cass.....	55,642	55,639	52,379	57,919	55,140
Chambers.....	1,589,043	1,588,409	1,523,669	1,497,401	1,584,427
Cherokee.....	10,481	11,058	12,263	12,047	15,791
Clay.....	430,724	437,606	409,483	408,559	416,259
Cochran.....	703,109	705,135	685,299	673,150	719,289
Coke.....	299,310	310,649	306,442	312,111	333,035
Coleman.....	147,223	168,018	174,912	172,347	180,836
Colorado.....	13,302	13,382	11,657	13,141	16,366
Comanche.....	20,170	21,862	23,228	24,727	20,983
Concho.....	41	41	38	37	445
Cooke.....	673,078	702,324	696,171	695,779	711,724
Crane.....	1,484,459	1,484,817	1,418,072	1,372,381	1,521,711
Crockett.....	664,902	708,802	683,390	672,550	713,195
Dawson.....	215,074	227,711	223,279	224,628	172,382
Denton.....	48,886	55,654	50,084	45,763	39,647
De Witt.....	30,276	33,153	37,963	45,417	50,200
Dimmit.....	1,243	1,226	940	984	1,097
Duval.....	1,115,578	1,135,814	1,101,485	1,092,800	1,120,730
Eastland.....	83,749	84,402	94,281	95,517	102,724
Edwards.....	332	354	249	335	389
Ector.....	5,024,631	5,050,166	4,824,727	4,663,547	5,087,407
Erath.....	3,438	3,194	2,979	2,696	2,978
Falls.....	1,123	1,402	853	2,213	3,133
Fayette.....	5,187	4,925	5,061	5,826	5,106
Fisher.....	309,697	306,468	294,302	290,346	316,071
Foard.....	1,878	1,859	1,641	1,875	1,802
Fort Bend.....	1,293,005	1,292,781	1,229,159	1,086,429	1,273,591
Franklin.....	363,709	380,232	362,901	362,254	392,264
Freestone.....	33,560	33,369	34,089	35,225	36,623
Frio.....	74,962	81,480	83,744	90,841	91,412
Gaines.....	1,337,722	1,326,906	1,280,759	1,227,141	1,347,184
Galveston.....	742,263	778,139	756,338	757,528	777,525
Garza.....	333,365	338,584	334,035	333,365	348,912
Glasscock.....	110,250	110,058	109,555	116,295	119,009
Goliad.....	169,135	179,853	178,097	181,799	193,893
Gonzales.....	1,650	450	1,645	309	613
Gray.....	1,191,892	1,234,248	1,191,947	1,213,338	1,228,654
Grayson.....	126,365	130,906	118,541	124,411	139,922
Gregg.....	5,415,743	5,461,542	5,181,852	4,981,950	4,934,581
Guadalupe.....	241,934	260,670	248,575	255,865	255,531
Hale.....	208,777	213,304	193,700	195,731	209,331
Hamilton.....	40	31	77	82	158

REPORT OF COMPTROLLER

287

1951							
February	March	April	May	June	July	August	Total
235,824	261,802	265,734	281,551	286,809	314,843	326,599	3,315,856
3,035,728	3,531,305	3,651,348	3,694,856	3,504,933	3,689,957	3,616,711	41,339,863
	240	264	312	424	424	376	3,705
184,513	206,153	220,408	209,753	222,804	232,432	238,673	2,450,828
908,684	1,035,787	1,006,670	1,050,114	979,373	995,250	989,651	11,992,439
313,005	335,728	323,997	337,991	330,976	339,441	343,032	3,909,919
173,378	203,382	196,914	205,716	196,454	197,586	193,335	2,302,308
15,876	17,059	18,405	19,309	17,896	19,303	17,843	221,058
53,287	54,948	54,259	50,925	46,838	48,605	46,107	613,991
218,061	232,662	239,384	240,417	229,714	234,160	218,145	2,777,134
7,093	8,918	8,400	7,859	7,329	7,875	8,365	93,810
541,999	653,372	545,925	579,831	569,227	621,188	629,455	6,739,052
1,350	3,628	4,146	3,463	3,978	3,671	3,875	47,789
2,290,176	3,004,378	2,584,352	2,602,776	2,584,662	2,709,349	2,700,865	30,866,494
452,932	527,549	529,473	525,267	486,612	476,550	497,911	5,908,554
24,451	26,561	28,662	27,944	26,463	27,492	26,673	315,588
222	214	219	221	192	185	196	2,359
157,290	176,441	169,845	180,655	177,853	189,711	199,788	2,072,724
145,875	182,033	177,719	171,730	161,674	166,344	169,338	2,089,299
39,433	47,939	44,658	44,329	40,858	41,981	41,713	478,470
560	644	644	672	5,516
9,247	12,799	11,069	13,270	11,710	11,817	12,484	142,157
239,977	261,970	257,803	255,312	242,944	252,274	256,382	3,130,953
48,435	54,832	50,332	53,099	52,845	51,034	51,160	638,456
1,455,287	1,623,198	1,587,768	1,648,448	1,584,870	1,629,081	1,630,738	18,952,339
14,287	19,954	21,429	21,687	23,893	20,835	23,500	207,225
373,690	409,550	408,836	425,416	393,974	411,971	419,361	4,945,429
646,674	732,273	747,499	766,186	719,198	756,868	763,775	8,618,455
326,219	358,101	380,409	392,889	392,299	412,954	405,741	4,230,159
163,433	181,003	174,229	168,438	157,025	155,578	149,137	1,992,179
15,512	19,315	24,595	28,170	24,048	30,750	25,620	235,858
17,971	22,803	25,095	24,816	24,425	23,689	25,401	275,170
1,158	1,487	912	680	577	793	661	6,870
650,181	745,346	721,498	748,515	711,238	738,188	754,192	8,548,234
1,357,398	1,544,416	1,543,239	1,592,677	1,533,596	1,584,275	1,588,614	18,003,655
653,303	764,061	752,276	772,910	722,487	736,754	760,901	8,605,531
168,809	191,771	191,133	206,949	202,660	210,398	212,803	2,447,597
33,556	34,951	32,887	35,398	34,047	36,298	33,594	480,765
47,511	61,321	73,752	86,753	79,848	100,102	119,670	765,966
526	653	741	922	789	635	874	10,630
1,007,802	1,148,272	1,121,338	1,156,627	1,091,004	1,119,634	1,203,359	13,414,443
98,141	115,133	116,447	122,541	117,712	124,289	114,865	1,269,801
267	317	314	392	270	358	706	4,283
4,673,362	5,478,182	5,396,025	5,624,231	5,463,275	5,678,944	5,560,252	62,514,749
2,619	3,092	3,059	3,419	3,401	2,941	3,044	36,860
4,906	5,622	6,807	9,944	8,021	8,815	6,737	59,576
4,987	5,336	6,092	6,999	9,855	11,820	12,339	83,533
303,310	355,615	358,569	391,271	320,553	370,276	354,755	3,971,233
1,214	1,585	1,372	1,714	1,609	1,416	1,660	19,575
1,177,735	1,286,234	1,257,339	1,277,728	1,244,348	1,424,914	1,459,713	15,302,976
376,262	424,484	415,175	436,187	422,255	436,875	435,514	4,808,112
32,424	37,272	35,888	35,386	34,037	32,994	35,900	416,767
81,294	96,115	95,167	97,465	93,968	94,139	103,700	1,084,287
1,247,651	1,416,289	1,428,327	1,500,195	1,427,808	1,483,137	1,473,739	16,496,918
723,470	812,275	792,775	819,067	797,286	807,801	814,535	9,379,002
323,538	363,115	372,951	376,089	364,672	370,581	369,095	4,228,302
114,173	137,734	137,318	147,532	142,111	191,181	255,701	1,690,917
180,684	217,268	223,808	241,678	227,678	238,066	231,842	2,463,801
1,237	69	285	334	814	2,422	9,828
1,108,604	1,228,294	1,158,092	1,171,822	1,115,352	1,157,598	1,186,477	14,186,318
136,886	157,133	159,990	174,858	183,687	206,785	232,272	1,891,756
4,451,628	4,939,528	4,922,788	4,946,262	4,692,047	4,922,489	4,946,215	59,796,625
240,121	269,196	266,967	271,973	267,789	281,848	271,229	3,131,691
195,002	148,206	110,138	113,816	107,326	147,787	162,887	2,006,005
59	85	67	53	12	35	32	731

TABLE NO. 94—Continued

Crude Oil Production by Counties, Fiscal Year September, 1950, Through August, 1951

	1950				1951
	September	October	November	December	January
Hardeman.....			381	389	363
Hardin.....	705,985	718,647	700,652	609,822	664,366
Harris.....	2,274,459	2,308,307	2,215,608	2,159,453	2,284,503
Harrison.....	50,871	47,591	44,924	47,160	55,651
Haskell.....	93,095	102,481	97,218	98,046	101,894
Henderson.....	131,103	136,914	123,895	119,975	122,624
Hidalgo.....	39,140	36,424	36,964	38,782	37,284
Hill.....					
Hockley.....	1,629,608	1,644,622	1,555,389	1,500,765	1,627,870
Hopkins.....	168,039	173,846	169,631	232,124	258,611
Houston.....	40,205	42,973	39,055	37,323	37,440
Howard.....	601,334	636,419	623,548	653,024	711,181
Hunt.....	6,015	6,363	5,805	5,771	5,928
Hutchinson.....	1,132,619	1,162,847	1,104,055	1,137,348	1,129,636
Irion.....	1,777	1,746	1,443	1,182	1,413
Jack.....	297,342	299,509	296,756	290,437	304,690
Jackson.....	1,148,146	1,163,723	1,128,524	1,083,939	1,160,940
Jasper.....				3	
Jefferson.....	620,611	616,943	635,951	592,146	625,128
Jim Hogg.....	165,262	163,124	168,075	151,496	157,583
Jim Wells.....	1,512,939	1,544,669	1,455,839	1,426,736	1,509,245
Jones.....	617,773	642,057	600,758	602,769	634,772
Karnes.....	217,142	217,321	208,230	204,830	220,698
Kaufman.....	27,154	27,916	27,683	27,047	29,334
Kennedy.....	14,729	14,550	14,444	15,348	17,044
Kent.....	246,290	259,774	297,622	279,100	328,183
Kimble.....	711	712	710	712	932
King.....	83,748	83,910	80,437	79,816	88,470
Kleberg.....	204,366	205,183	201,741	201,017	203,039
Knox.....	2,657	1,827	4,978	7,100	7,823
Lamb.....	27,744	26,452	27,596	26,016	28,238
La Salle.....	14,811	14,652	13,986	13,320	14,652
Lavaca.....	22,166	23,442	24,548	22,512	17,386
Lee.....					1,500
Leon.....	12,203	16,097	15,977	13,874	14,009
Liberty.....	858,386	888,022	874,133	924,321	930,437
Limestone.....	32,413	32,214	32,184	31,299	20,116
Live Oak.....	17,117	18,452	18,828	18,420	15,681
Loving.....	47,377	48,047	47,115	47,310	44,577
Lubbock.....	6,015	6,156	5,965	5,203	5,507
Lynn.....	2,281	2,855	3,845	2,452	2,198
Madison.....	2,157	1,579	1,030	1,044	664
Marion.....	22,282	19,878	18,675	18,004	17,492
Martin.....	7,326	7,771	6,993	7,760	7,091
Matagorda.....	578,726	589,623	568,570	558,225	578,897
McLennan.....	164	261	247	248	140
McMullen.....	57,549	59,369	55,722	57,070	54,893
Medina.....	797	615	292	628	522
Midland.....	149,368	183,754	203,061	232,515	297,298
Milam.....	4,992	4,664	4,814	4,674	4,650
Mitchell.....	68,302	68,773	65,481	65,005	66,078
Montague.....	603,254	635,886	647,848	400,035	695,261
Montgomery.....	1,128,985	1,129,515	1,083,766	1,045,197	1,159,145
Moore.....	14,341	11,583	9,811	10,504	9,725
Navarro.....	50,870	57,400	57,708	65,294	65,381
Newton.....	39,457	41,588	45,292	51,450	55,537
Nolan.....	949	1,150	1,533	6,841	9,408
Nueces.....	1,213,022	1,245,147	1,181,054	1,172,370	1,205,974
Ochiltree.....					
Orange.....	199,005	199,037	197,836	202,498	194,527
Palo Pinto.....	14,223	14,498	13,738	14,807	14,280
Panola.....	29,053	29,041	27,645	26,827	32,420
Parker.....				1,200	
Pecos.....	1,654,883	1,704,155	1,969,115	1,602,703	1,721,098
Polk.....	224,110	224,431	262,482	206,127	203,778

REPORT OF COMPTROLLER

1951								Total
February	March	April	May	June	July	August		
398		291	283	260	275	251	3,098	
620,464	728,128	738,631	762,405	748,101	778,213	761,258	8,536,672	
2,092,729	2,389,674	2,389,363	2,521,542	2,429,415	2,526,057	2,531,278	28,122,388	
50,613	60,170	59,889	69,902	77,648	86,114	85,956	736,489	
89,434	102,246	106,851	111,915	126,128	133,330	140,482	1,303,120	
112,591	125,343	121,282	125,070	116,067	120,918	91,588	1,447,370	
33,896	35,488	37,843	43,395	43,385	42,559	45,703	470,863	
1,447,657	1,680,712	1,663,655	1,760,383	1,680,313	1,749,204	1,709,737	19,649,915	
234,142	273,089	289,689	308,613	303,246	321,377	332,633	3,065,040	
29,267	31,738	33,834	36,589	37,084	36,650	36,281	438,389	
662,838	751,936	691,990	776,201	739,685	793,180	803,515	8,444,861	
4,048	6,173	5,828	7,097	5,447	5,281	5,281	69,272	
983,710	1,107,394	1,061,637	1,178,066	1,021,277	1,061,550	1,080,832	13,130,971	
173	336	3,860	4,621	3,936	4,760	3,883	29,130	
291,512	342,441	344,850	381,809	373,055	405,936	416,094	4,044,431	
1,080,609	1,240,558	1,234,096	1,292,266	1,219,822	1,270,979	1,279,734	14,308,336	
573,409	646,886	649,108	690,874	653,789	702,490	682,318	7,689,653	
145,541	162,160	156,632	156,905	151,112	158,589	162,511	1,888,990	
1,416,170	1,613,390	1,655,538	1,694,699	1,563,929	1,647,425	1,660,153	18,700,732	
580,409	666,423	672,126	692,243	656,990	667,730	683,098	7,717,148	
199,641	225,597	210,030	240,511	227,969	236,383	235,148	2,643,500	
26,402	35,559	44,834	59,466	64,683	75,368	89,736	535,182	
16,112	18,063	18,921	16,987	12,739	15,031	15,098	189,066	
313,938	375,182	402,369	444,608	359,749	390,980	405,172	4,102,967	
890	381	154	431	480	339	197	6,649	
78,889	92,835	87,021	95,335	90,966	96,108	97,027	1,054,562	
195,794	225,227	225,183	236,003	222,512	230,115	231,738	2,581,918	
9,112	14,129	17,787	17,047	19,356	21,406	23,853	147,075	
22,107	24,110	20,306	20,466	17,219	2,680	2,741	245,675	
13,320	15,318	15,318	15,246	14,291	14,248	14,270	351,120	
15,015	21,044	22,393	20,515	17,517	16,337	15,960	173,432	
250	510	103	524	86	90	238,835	238,835	
14,799	16,179	19,074	19,962	21,026	24,346	330	3,393	
845,099	998,854	868,238	909,789	882,840	898,607	904,017	10,782,743	
27,711	29,941	29,167	30,478	28,325	28,719	28,543	351,120	
13,682	14,134	16,592	14,318	14,119	17,042	17,227	195,612	
40,495	43,895	41,308	62,721	64,141	67,985	66,688	621,659	
4,928	5,029	5,368	4,939	4,606	5,600	7,144	66,460	
2,559	2,734	3,092	2,388	1,855	2,012	1,557	29,828	
376	1,788	873	718	190	531	1,393	12,343	
15,326	17,169	15,919	16,474	15,073	15,644	15,404	207,430	
6,590	8,607	9,152	9,230	10,770	20,299	28,640	300,229	
521,322	609,571	616,931	636,327	576,933	586,781	589,185	7,011,091	
218	248	265	170	273	268	160	2,662	
52,708	54,003	42,866	48,781	53,121	53,250	54,224	643,556	
865	903	948	859	885	1,051	793	8,958	
302,785	466,856	615,947	648,162	709,836	794,546	931,332	5,535,460	
3,559	4,679	5,906	4,876	4,440	4,421	4,756	56,431	
62,398	69,902	62,057	65,323	62,846	66,458	65,237	787,860	
640,153	720,371	740,191	761,763	734,842	735,530	746,635	8,061,769	
1,016,406	1,241,504	1,186,953	1,015,400	1,167,391	1,233,282	1,214,895	13,622,439	
8,417	9,149	8,868	10,119	10,549	9,930	10,456	123,452	
56,915	73,155	74,434	84,187	83,935	94,472	103,384	867,135	
53,148	59,673	57,209	57,310	55,615	59,433	64,978	640,690	
8,327	9,584	8,987	8,316	10,460	12,296	11,328	89,179	
1,098,560	1,278,550	1,281,214	1,347,353	1,298,737	1,343,100	1,335,288	15,000,369	
185,646	213,032	217,033	219,942	211,341	233,529	231,642	2,505,068	
13,049	12,906	12,179	13,557	12,652	16,014	17,235	169,118	
27,528	32,430	29,904	31,659	31,354	30,849	30,397	359,107	
3,800	8,607	7,764	8,018	7,982	8,298	8,135	53,804	
1,575,806	2,015,480	1,845,476	1,808,443	1,750,358	1,816,199	1,818,095	21,281,811	
188,272	205,473	208,438	211,628	200,363	208,319	207,328	2,550,749	

TABLE NO. 94—Continued

Crude Oil Production by Counties, Fiscal Year September, 1950, Through August, 1951

	1950				1951 January
	September	October	November	December	
Potter					
Reagan	177,590	183,439	176,308	176,449	189,194
Red River					
Reeves	68,981	75,073	71,593	72,150	73,734
Refugio	1,938,011	1,868,097	1,797,944	1,715,816	1,859,707
Roberts			30		
Robertson	3,375	2,913	2,774	2,226	2,527
Runnels	265,676	273,925	294,066	321,621	395,480
Rusk	3,388,452	3,421,728	3,242,689	3,132,761	3,093,221
San Augustine					
San Jacinto	104,350	103,438	92,920	91,861	84,602
San Patricio	1,065,815	1,114,731	1,135,558	1,168,420	1,255,344
Schleicher	31,662	26,437	29,361	24,484	31,463
Scurry	5,473,524	4,928,491	4,910,167	3,194,125	3,597,450
Shackelford	207,488	221,401	214,554	215,020	209,442
Shelby	1,068	995	842	641	441
Sherman	6,057	4,147	3,681	5,299	4,919
Smith	140,000	134,361	112,211	102,160	115,201
Starr	632,192	641,520	627,113	601,836	642,848
Stephens	229,196	232,025	223,990	224,359	231,881
Sterling	11,982	13,201	13,788	11,872	12,416
Stonewall	10,255	13,171	18,264	26,220	37,577
Sutton					
Taylor	149,197	151,525	145,984	144,675	141,951
Terry	78,367	85,218	105,872	135,982	150,277
Throckmorton	343,794	316,410	314,907	307,390	319,164
Titus	379,803	388,202	397,320	382,702	426,852
Tom Green	144,026	157,052	156,939	158,952	172,980
Travis	350	875	377	647	936
Tyler	62,119	56,309	53,471	57,444	58,974
Upshur	457,533	451,841	430,864	412,104	401,279
Upton	663,142	713,523	716,242	725,398	761,546
Van Zandt	765,973	773,998	734,305	704,600	771,299
Victoria	699,499	710,898	686,558	685,576	681,200
Walker	148	125	159	876	524
Waller	39,610	38,796	36,829	35,459	38,068
Ward	411,962	460,178	446,398	508,656	506,943
Washington	24,498	28,206	31,708	47,764	44,433
Webb	180,904	180,643	174,293	169,540	178,642
Wharton	632,295	643,475	597,970	584,819	625,879
Wheeler	106,657	115,302	115,445	116,380	122,318
Wichita	770,458	804,355	788,232	799,348	800,439
Wilbarger	236,489	235,018	235,990	244,332	242,764
Willacy	239,353	132,400	150,073	151,191	153,836
Williamson	5,379	5,180	5,314	5,091	4,530
Wilson	6,789	9,400	9,161	10,195	11,282
Winkler	1,608,451	1,631,004	1,512,106	1,512,024	1,553,289
Wise	85,759	78,108	77,171	65,784	71,019
Wood	1,792,706	1,668,151	1,603,617	1,552,097	1,705,576
Yoakum	1,514,671	1,543,814	1,464,749	1,412,780	1,561,283
Young	341,392	342,821	332,317	343,601	351,765
Zapata	32,565	33,839	31,587	30,158	33,254
Zavala	972	888	593	806	830
Total	78,970,166	79,530,019	77,182,493	73,746,550	78,076,285

REPORT OF COMPTROLLER

291

1951							Total
February	March	April	May	June	July	August	
170,846	176,549	160,460	164,167	158,505	161,612	166,997	2,062,116
	25			21	21		67
68,870	78,349	77,828	71,575	69,985	80,037	87,865	896,040
1,701,095	199,071	1,839,259	2,384,851	1,886,585	2,021,648	2,035,632	21,247,716
	2,079	2,515	2,434	2,562	2,171	2,148	30
399,109	509,135	547,972	604,405	679,427	745,186	767,208	30,113
2,813,680	3,096,399	3,063,646	3,090,730	3,077,694	3,085,896	3,084,719	5,804,050
							37,591,525
83,792	93,105	93,243	95,108	87,711	91,053	91,430	1,112,613
1,177,823	1,373,665	1,392,979	1,430,639	1,340,526	1,402,167	1,399,395	15,257,062
30,541	34,589	38,544	49,622	47,221	60,647	75,565	480,136
3,373,034	3,927,003	3,976,340	4,180,302	4,102,400	4,282,459	4,298,880	50,244,175
184,860	200,819	194,720	191,622	186,942	190,579	188,981	2,406,428
850	607	553	504	475	547	536	8,059
4,160	4,307	3,533	2,670	2,156	3,872	3,086	47,887
101,390	103,195	102,035	109,950	95,922	98,668	100,869	1,313,962
589,704	667,486	669,058	737,920	734,924	768,275	770,775	8,083,631
209,249	242,577	234,825	234,829	267,578	229,714	223,681	2,780,904
11,908	12,274	10,576	11,414	10,596	10,196	10,947	141,170
35,862	60,753	82,635	99,508	113,954	137,994	169,662	805,855
780	759	785	290	632	729	886	4,861
126,463	127,537	117,006	120,386	113,145	124,290	118,391	1,580,550
121,861	180,328	204,855	233,773	236,859	261,583	265,777	2,050,752
281,513	330,296	315,059	323,026	319,727	299,465	291,615	3,762,436
389,474	484,548	492,832	530,664	489,252	511,437	518,336	5,391,422
153,132	179,187	158,737	162,443	162,936	161,773	165,792	1,933,949
2,091	1,812	2,125	2,428	2,379	2,228	2,243	18,491
51,970	54,053	50,789	52,044	44,198	38,917	36,156	616,444
356,280	400,090	385,198	396,986	382,225	385,812	384,776	4,844,988
686,688	822,261	865,445	966,341	964,985	1,017,399	1,100,295	10,003,265
698,622	807,676	800,948	835,009	803,902	832,227	834,925	9,363,484
647,104	714,249	716,409	740,603	721,663	755,815	762,181	8,521,755
309	649	431	423	428	353	1,011	5,436
36,341	40,233	40,168	41,440	38,542	40,741	40,013	466,240
524,342	618,903	619,432	666,281	666,713	689,991	708,470	6,828,269
38,069	45,054	42,169	43,138	42,652	44,140	42,619	474,450
160,306	183,716	177,532	182,278	176,278	188,143	183,928	2,136,203
582,709	650,616	663,717	685,630	651,923	674,543	690,317	7,683,893
110,362	120,516	113,899	119,264	114,474	118,448	118,125	1,391,100
715,027	790,778	769,637	776,519	746,498	761,668	770,737	9,293,696
219,234	249,593	236,781	244,522	231,531	232,674	227,887	2,836,815
132,752	148,455	145,049	146,435	146,119	150,962	274,007	1,970,632
4,665	5,630	5,023	5,131	4,612	5,182	5,110	60,847
10,152	12,683	14,585	12,292	11,386	17,189	16,511	141,625
1,443,367	1,638,766	1,623,865	1,686,000	1,597,501	1,644,137	1,598,326	19,048,836
58,989	62,882	63,350	61,603	53,422	56,261	53,475	787,823
1,559,036	1,790,070	1,791,958	1,874,250	1,798,787	1,870,425	1,881,455	20,888,128
1,417,371	1,626,954	1,608,535	1,675,047	1,618,726	1,684,079	1,692,894	18,820,903
312,729	358,699	368,283	400,976	384,945	417,496	404,622	4,359,646
28,991	32,961	31,955	33,022	31,023	32,922	30,124	382,401
367	798	520	1,060	447	993	658	8,932
<u>71,472,892</u>	<u>80,696,866</u>	<u>81,396,627</u>	<u>84,723,130</u>	<u>81,373,439</u>	<u>84,992,429</u>	<u>85,604,998</u>	<u>957,765,804</u>

TABLE NO. 95

Statement of Absence of Comptroller's Department Employees and the Reasons Therefor --
September 1, 1950, Through August 31, 1951

All Employees bonded by National Surety Company

Name	Title	Employed		Days Vacation	Sick	Leave Without Pay
		From	To			
Office Employees						
Adrian, Curtis	Aud., Stat. Div.			17	1	
Ahrens, Elizabeth	Clk., M. F. Div.	9-1-50	12-15-50	12		
Albert, Hardee	Aud., Rfd. Div.			12	7½	
Allen, Raymon	Exmnr., Inh. Div.			12		
Allen, Bill	Clk., St. Tax Div.	9-1-50	1-2-51		2	
Anderson, Esta	Clk., Mail Div.	1-10-51	8-31-51	7½	19½	
Armstrong, Janelle	Clk., Rfd. Div.	9-1-50	5-31-51	15	6	
Baggary, Leslie	Clk., Claims Div.	9-1-50	12-31-50	3	6	
Balch, Clarence	Aud., St. Tax Div.	3-22-51	8-31-51	2½	2½	
Barding, Gloria	Clk., Cir. Div.	1-2-51	8-31-51	8	9½	
Barker, Omar	Aud., Stat. Div.			12	6½	
Barton, Jean	Clk., St. Tax Div.	10-16-50	6-8-51	6	16½	
Bentley, V. N.	Bkpr. Ad Val. Div.	9-1-50	4-1-51	1	38	
Bienek, Mrs. Felix	Clk., Rfd. Div.	9-1-50	6-30-51	10	10½	
Biermann, Mary Jo	Secy., Ad Val. Div.			15	15	
Bird, C. H.	Dir., Inh. Tax Div.			21		
Boone, C. O.	Asst. Finan. Stat.			15	2	
Boyd, Cynthia M.	Clk., M. F. Div.	12-11-50	8-31-51	7	8	
Boynton, Betty	Clk., Claims Div.	9-1-50	6-9-51	6	5½	
Bratton, Carolyn	Clk., Claims Div.	8-31-51				
Bresler, H. A.	Chief, Claims Div.			2	2	
Briscoe, L. G.	Aud., Claims Div.			10	22½	
Broderick, Hazel	Clk., Tel. Opr.			12		
Brooks, Onita	Clk., Gross Rec. Div.	9-25-50	6-7-51	6½	3½	
Brown, Albert	Chief, Delq. Clms.			12		
Brown, W. L.	Dir. Ad Val. Div.			9½	5	
Browning, Edwin	Bond Acct.			12		
Browning, Violet	Clk., St. Tax Div.	1-22-51	7-12-51	6	16	
Bunch, Dorothy	Clk., Rfd. Div.	7-1-51	8-31-51	2		
Bunton, Sylvester	Porter			12		2
Burcham, Ruby	Clk., Claims Div.	1-22-51	7-25-51	6	2½	
Burchard, Gene	Clk., Red. Div.			12	2½	
Burdine, John	Clk., Red. Div.	7-3-51	8-24-51		½	
Burgh, Dorothy	Clk., M. F. Div.			17½	11½	
Butler, Alma	Clk., Rfd. Div.			11½	10½	
Bryant, Joe	Aud., Ad Val. Div.	9-1-50	3-8-51	14	6	
Byrne, J. W.	Asst. Dir., Gr. Rec.			7½	42½	
Callaway, S. M.	Aud., Ad Val. Div.			12	24	
Callihan, Melba	Bkpr., M. F. Div.	9-1-50	11-30-50		2	
Campbell, Evelyn	Steno., St. Tax Div.	9-1-50	9-18-50	½	1	
Campbell, Jo Ann	Steno., St. Tax Div.	3-12-51	8-31-51	5	2	
Carter, Virginia	Asst. Reqn. Clk.			12		8
Christian, Mrs. Geo. E.	Sup., Gross Rec. Div.			12½	20	
Chromcak, Barbara	Clk., Claims Div.	12-7-50	4-30-51	3		
Clay, Peggy	Clk., Claims Div.			12	10½	
Clark, Mrs. Jimmie Toland	Clk., Ref. Div.	6-1-51	8-31-51	3	½	
Cluney, Claude M.	Aud., Red. Div.	5-24-51	8-31-51	4	5	
Collins, Susanna	Clk., Bond Div.			14		
Colbert, D. B.	Aud., Ref. Div.			22	7½	
Coonrod, Gail	Clk., Claims Div.	3-15-51	5-8-51		5½	
Cormier, Sarah	Clk., Mail Div.			15	20	
Craig, John	Asst. Dir., Int. Div.			15½		
Craig, W. D., Jr.	Aud., Inh. Tax Div.			16	5	
Crumley, Jo Ann	Clk., Ref. Div.			6	6½	
Cunningham, Milton	Bkpr., Ad Val. Div.			24	6	
Curtiss, Julie H.	Clk., Cig. Div.			13	6	
Dailey, Doris	Clk., Bond Div.			12	1½	
David, Mrs. Donald	Steno., Gross Rec. Div.	3-13-51	8-31-51	7	3	
Davis, Charles L.	Aud., Main Aud.			14½	4	
Davis, Flora	Clk., Cig. Div.			12	3½	
Davis, W. B.	Dir., Gross Rec. Div.					
DeBerry, A. M.	Sur. Store Tax Div.			4	6½	
Deraps, Jane	Steno., Gr. Rec. Div.	1-24-51	5-31-51	3	3	
Dillingham, Thomas B.	Aud., Ad Val. Div.			11½	35½	
Durham, John	Aud., Ref. Div.			19		
Eaves, Lucille P.	Clk., Ref. Div.	1-15-51	7-20-51	6	9	
Eck, Joan	Secy., Cig. Div.			12	1	
Ehrlich, J. T.	Aud., Ad Val. Div.			10½	3	
Eiman, Gilbert	Clk., St. Tax Div.	1-3-51	6-7-51	2	2	

TABLE NO. 95—Continued

Statement of Absence of Comptroller's Department Employees and the Reasons Therefor—
September 1, 1950, Through August 31, 1951

All Employees bonded by National Surety Company

Name	Title	Employed		Days Vacation	Sick	Leave Without Pay
		From	To			
Office Employees—Con.						
Elliott, H. N.	Clk., Red. Div.	9- 1-50	4-30-51	10½	12½	
Elliott, Maude	Clk., Claims Div.			12	6	5½
England, C. T.	Clk., Ad Val. Div.			15	24	
Etheredge, Nan	Clk., Ref. Div.	6-18-51	9-31-51	1	1	
Ferrett, Ethel	Steno., Conf. Pen. Div.			12	13½	
Farmer, Wynnell	Clk., Claims Div.	1-18-51		7	13	4
Paris, Harriet Mae	Clk., Gross Rec. Div.			16½	15½	
Feltus, Letty	Clk., Stat. Div.			15	43½	
Feuge, Hazel E.	Steno., Inh. Tax Div.	9- 1-50	6-28-51	15	12½	
Flack, Ruth	Steno., Store Tax	9- 1-50	2- 8-51	12	2½	
Ford, Earl	Clk., Ad Val. Div.	9- 1-50	5-31-51	6½	4½	
Frank, A. Louis	Chief Mail Clk.	9- 1-50	10- 2-51		19	
Frierson, J. M.	Cust. of Records	9- 1-50	12-31-51		2	
Gaetjens, Walter A., Jr.	Aud., Main Aud. Div.	9- 1-50	2-26-51		1	
Gallant, Wilma	Clk., Cig. Div.	9- 1-50	7-25-51	17	2	
Galli, Cesare	Clk., St. Tax Div.	3- 1-51	5-31-51	½		
Gardner, Steve	Aud., Main Aud. Div.	9- 1-50	9- 2-50			
Garner, Marjorie	Clk., Ref. Div.	1-18-51	7-31-51	6	4	
Gibson, Jack	Clk., St. Tax Div.	10- 1-50	1- 2-51		2½	
Gibson, Jenelle	Clk., Ref. Div.	9- 1-50	11- 6-50	7	2½	
Gilbert, Robert O.	Clk., Claims Div.			6		
Givens, Will	Aud., Main Aud.			12	1	
Greig, Lea	Secy., Main Div.	4- 1-51	8-31-51	5	1	
Griffin, Barbara	Clk., Stat. Div.			12	15	
Griffitts, Homer W.	Chief Bond Clk.			12	½	
Gruese, LaVerne	Clk., Ref. Div.	8-15-51	8-31-51			
Haile, Eulaine	Clk., Cashier Div.			13	15	
Hale, Mrs. Billie	Clk., St. Tax Div.	12- 4-50	8-31-51	8	11½	
Hale, George	Aud., Ref. Div.			10	5	
Hall, James	Porter			12	2	
Hall, Marca Jo	Clk., Ref. Div.	6-21-51	8-31-51	2	3½	
Hall, Patsy Ruth	Clk., Ref. Div.			13	4	
Hallmark, Alice	Clk., St. Tax Div.	9- 1-50	11-30-50	2	2½	
Hambriek, Mattie B.	Clk., St. Tax Div.			13	12	
Hamilton, Susie	Clk., St. Tax Div.	6- 1-51	8-31-51	3	6	
Hancock, Reta Oglesby	Clk., Claims Div.	7- 1-51	8-31-51		1	
Hanson, Frances	Clk., Mail Div.			23	6½	
Hardy, Christine	Steno., Ad Val. Div.			12	1	
Hardy, James	Clk., Red. Div.	9- 1-50	6-30-51	14	3	
Hatley, W. A.	Clk., Ref. Div.	9- 1-50	9-30-50	6		
Hays, Katherine	Clk., Gross Rec. Div.			15½	2	
Hays, Pauline	Clk., Gross Rec. Div.			13	17	
Hefley, Tom	Aud., Main Audit.			17	5	
Heinsohn, Laura	Clk., Ref. Div.			23	1	
Heironimus, Marie	Steno., Inh. Tax Div.			16	7	
Henry, John W., III	Sup., Cig. Div.			11	3	
Herrington, J. M.	Aud., Claims Div.			12	3	
Hill, Erlene	Clk., Gross Rec.	10- 1-50	11- 6-50		3½	
Holt, Albert W.	Aud., Gross Rec.			9	3	28
Hofer, Louis L. B.	Aud., Gross Rec.			12½	3	
Holley, Patricia	Clk., Ref. Div.	9- 1-50	6-30-51	12	7	
Holton, Joseph R.	Aud., Main Aud.			17		
Hopkins, Eleanor	Clk., Stat. Div.	7-25-51	8-31-51			
House, W. B.	Aud., Gross Rec.			19	8½	
Hovenga, John	Aud., Main Aud.			12	3½	
Howeth, Myrtle	Clk., Red. Div.			18	62½	
Hudson, Alice G.	Clk., Claims Div.	9- 1-50	10-31-51	2	1	
Humphrey, F. C.	Chief, Red. Div.				30	
Hunt, Johnie Lou	Clk., Store Tax Div.	2- 2-51	8-31-51	5½	1½	4
Jackson, R. C.	Clk., Ad Val. Div.			12	34½	
James, Menora	Aud., Ref. Div.	4-10-51	8-31-51	4		
Jester, Eve	Secy., Red. Div.			18	2	
Johnson, Earl	Clk., Ad Val. Div.			17½	24½	
Joseph, Margaret	Secy., M. F. Div.			24	11½	
Joslin, Billie B.	Clk., Mail Room			12	6	
Kalisky, Henry	Bindery Sup.			19	1	
Keel, Etta	Clk., Red. Div.	9- 1-50	11-30-51			
Keepers, Mary	Clk., Store Tax Div.			12	23	6

TABLE NO. 95—Continued

Statement of Absence of Comptroller's Department Employees and the Reasons Therefor—
September 1, 1950, Through August 31, 1951

All Employees bonded by National Surety Company

Name	Title	Employed		Days Vacation	Sick	Leave Without Pay
		From	To			
Office Employees—Con.						
Kennedy, Julia	Clk., Cig. Tax Div.			12	6	
Kieke, Ethel	Clk., St. Tax Div.			19	8	
Kiesling, Wanda	Clk., Gross Rec. Div.			18	12	
Kimberlin, Sam	Dir., M. F. Div.			12 ¹ / ₂	4	
Kimbro, K. I.	Finan. Statist.			12	2	
King, Ottie	Clk., St. Tax Div.	1-25-51	8-31-51	8	3	
Kirk, Geo.	Asst. Dir., M. F. Div.			14	5	
Kirkley, Grace	Bkkpr., Stat. Div.			15 ¹ / ₂		
Knighon, Ellen	Clk., St. Tax Div.	1- 8-51	2-23-51			
Knutson, D. M.	Chief, Maint. & Supply			16	2	
Krueger, Patsy	Clk., Claims Div.			17 ¹ / ₂	4	
Land, Victor H.	Bkkpr., Stat. Div.			12	8	
Landress, Ruth	Clk., Ref. Div.	12- 5-50	12-31-50			
Lassiter, Joe	Bkkpr., Gross Rec. Div.			12	1	
Lebo, Betty	Clk., Cig. Div.	11-24-50	1- 9-51			
LeMay, E. G.	Chemist			6	20	
Lentz, Edith	Clk., Ref. Div.	9- 1-50	11-30-50	2	3 ¹ / ₂	
Lewallen, Sammy C.	Bkkpr., Stat. Div.			20	1	
Lewis, W. E., Jr.	Chief Auditor			8		
Liles, Vernen	Clk., Ref. Div.	12- 8-50	1-31-51			
Locklin, Pauline	Clk., Claims Div.	8-15-51	8-31-51			
Luker, Mrs. Robt.	Secy., Ref. Div.	9- 1-50	1-31-51	12 ¹ / ₂	1 ¹ / ₂	
McCaslin, O. R.	Bkkpr., Stat. Div.			12	9	
McCorkle, M. C.	Aud., Ad Val. Div.			13	3	
McKee, Louis M.	Sup., St. Tax Div.			10 ¹ / ₂	7 ¹ / ₂	
McMichael, Billy J.	Aud., Ref. Div.			10		
McCutcheon, Patricia	Clk., Bond Div.	7- 1-51	8-31-51			
Mansfield, J. M.	Aud., Main Audit.			14	1	
Matlock, Marie	Clk., Stat. Div.	9- 1-50	7-31-51	8	4	
Matlock, Robt.	Clk., Stat. Div.			6	2 ¹ / ₂	
Mauzy, Oscar	Clk., Int. Tax Div.			6	1 ¹ / ₂	
Maxson, W. E., Jr.	Asst. Dir. Cig. Div.			7 ¹ / ₂	7	
Mayes, Dorothy	Clk., Gross Rec. Div.			14 ¹ / ₂	15 ¹ / ₂	
Mick, C. E.	Aud., M. F. Div.			2	1 ¹ / ₂	
Miller, Helen	Clk., Store Tax	1- 9-51	8-31-51	6 ¹ / ₂	6 ¹ / ₂	
Miller, Joyce	Clk., Ref. Div.	9- 1-50	4-30-51	9	7	
Miller, Juanita	Bkkpr., M. F. Div.			11	2	
Mills, Lee	Bkkpr., Ad Val. Tax Div.			11	25	
Mokry, Edith	Clk., Gross Rec.	3- 1-51	8-31-51	7	3	
Moody, Dorothy	Clk., Mail Div.	12- 4-50	8-31-51	8	2	
Moore, Jennie	Clk., Cig. Div.			10	8 ¹ / ₂	
Moser, Ruth	Clk., Claims Div.	9-13-50	9-19-50			
Moss, Anna Lee	Clk., Gross Rec.	9- 1-50	9- 5-50			
Moss, Mary	Clk., Ref. Div.					
Mullennix, Patricia	Clk., Cig. Div.	12- 7-50	8-31-51	8 ¹ / ₂	6 ¹ / ₂	
Munson, LaVerne	Secy., Main Div.	9- 1-50	8-15-51	11		
Murphy, B. H.	Aud., St. Tax Div.			8 ¹ / ₂	8 ¹ / ₂	
Myrick, Walter	Aud., Stat. Div.			18	6	
Nall, Rose Marie	Secy., Stat. Div.	9- 1-50	1-18-51	7	2	
Nelson, F. D.	Dir., Int. Tax Div.			15	2 ¹ / ₂	
Nelson, Vivian Lee	Clk., Red. Div.	7- 3-51	8-31-51	1		
Nelson, Walter	Clk., Ad Val. Div.			19	1 ¹ / ₂	
Nemits, Gizella	Clk., Ref. Div.	9- 1-50	7-31-51	11 ¹ / ₂	1 ¹ / ₂	
Newton, James	Clk., M. F. Div.	9- 1-50	1-31-51		1 ¹ / ₂	
Newton, Miller	Sup., M. F. Div.			14	5	
Nigohossian, Roberta	Clk., Ad Val. Div.	9- 1-50	7-31-51	12	44	
Nitschmann, Henry	Aud., Ref. Div.			13 ¹ / ₂	4	
Noble, Anita	Clk., St. Tax Div.			7 ¹ / ₂	5 ¹ / ₂	
Norton, Juanita	Clk., Ad Val. Div.	1-25-51	6-14-51	4	5	
Norton, Marylyn	C.k., Ref. Div.	9- 1-50	2-15-51	1	7	
Norton, Mrs. Z. T. A.	Clk., Cig. Div.	9- 1-50	9-30-50		5 ¹ / ₂	
Olsen, L. M.	Clk., Mail Div.			20	13	
Owen, Olive M.	Clk., Gross Rec. Div.			18 ¹ / ₂	15	
O'Zee, Juanita	Clk., Gross Rec. Div.			11 ¹ / ₂	33 ¹ / ₂	
Patschke, Elanor	Bkkpr., Claims Div.			16 ¹ / ₂	1	
Pelot, Agnes	Secy., St. Tax Div.	9- 1-50	8-14-51	9	27	2
Phillips, Frank	Porter			12	3 ¹ / ₂	

TABLE NO. 95—Continued

Statement of Absence of Comptroller's Department Employees and the Reasons Therefor—
September 1, 1950, Through August 31, 1951

All Employees bonded by National Surety Company

Name	Title	Employed		Days Vacation	Sick	Leave Without Pay
		From	To			
Office Employees—Con.						
Pinckney, Theodore F.	Aud., Main Aud.			17	2	
Pollard, Agnes	Secy., Cig. Tax Div.			11½	12	
Pollard, Harry S.	Clk., Claims Div.	5-28-51	8-31-51			
Pope, J. G.	Dir., Cig. Tax Div.			22		
Potts, Barbara	Clk., Stat. Div.	10-1-50	1-15-51		1	
Price, Lucie	Clk., Bond Div.			17½	12	
Puckett, John E.	Clk., Inh. Tax Div.	9-1-50	11-30-50			
Ramirez, Abraham, Jr.	Clk., Stat. Div.	6-18-51	8-31-51		1	
Randall, Roberta	Bkpr., Stat. Div.			15		
Randolph, Naoma	Clk., Claims Div.	6-4-51	8-31-51		3½	
Rath, Carlyn	Secy., Stat. Div.	11-15-50	8-31-51		8	
Read, John G.	Aud., Stat. Div.			10	2	
Reator, Lena	Sup. Gross Rec. Div.			16	5	
Richt, Rachel	Chief Mail Clk.			17	2½	
Rinehart, Imogene	Clk., Claims Div.	9-1-50	5-24-51		5½	
Roach, Allene	Secy., Int. Tax Div.			16	10	
Robertson, Sibyl	Clk., Claims Div.			19	15	
Rodgers, Allowaine L.	Clk., Claims Div.	6-25-51	8-31-51		1	
Rogers, Francis	Steno., Cig. Div.			17		
Rogers, Jo Ann	Clk., Ref. Div.	9-5-50	5-18-51		7	
Rollor, Louis	Clk., Stat. Div.	9-18-50	2-10-51		2	
Root, Susela	Clk., Gross Rec. Div.			21	17½	
Ross, Myrtle	Bkpr., Cig. Div.			8½	2½	
Rushing, Elaine	Secy., Claims Div.			8	11½	
Sanders, Edna	Sup. Gross Rec.			11	6½	
Sanders, Peggy	Clk., M. F. Div.	11-6-50	1-18-51		20	
Sautter, Catherine	Secy., Ref. Div.	12-4-50	8-28-51		1	
Schneider, Nettie	Bkpr., Stat. Div.			23	½	
Schulle, W. C.	Dir., St. Tax Div.			17		
Schulze, Martha	Secy., Inh. Tax Div.			18		
Scott, Margaret	Steno., Gross Rec.	7-16-51	8-31-51			
Seale, Mrs. Glenn	Clk., Ref. Div.			12	7	
Seawell, Kathryn	Clk., Red. Div.			4½	85½	
Sodberry, James	Aud., Gross Rec.	9-1-50	6-30-51		2	
Sellers, Delores	Steno., Gross Rec.	7-1-51	8-31-51		2	
Shaw, J. F.	Steno., Gross Rec.	9-1-50	3-7-51		8	
Sharp, Margaret	Clk., Cig. Div.			12	33	
Sheets, Sydney	Clk., St. Tax Div.	10-16-50	6-12-51		6	
Shirley, Dorothy Lee	Clk., Claims Div.	2-19-51	8-31-51		6	
Shultz, H. E.	Aud., Ref. Div.			19	2	
Siwells, H. D.	Multitith Opr.			3	1	14
Slawson, Maxine	Clk., Mail Div.			22	12	12
Smelser, Doris	Clk., Gross Rec.			23	1	
Smith, S. L.	Aud., Ref. Div.			16	2	
Smith, Zula	Clk., Bindery			13	13	
Spencer, Donna	Steno., Ad Val. Div.	1-9-51	5-30-51		4	18
Spicer, Richard	Porter			12	6	
Sponberg, David	Bkpr., Stat. Div.			12		
Stansbury, Winifred	Secy., Gross Rec.	9-1-50	11-22-50		6½	
Stiba, Julia	Secy., Main Audit.			19	5	
Stone, Dorothy	Secy., Stat. Div.			18	2	
Storch, Herbert	Aud., Cig. Div.			17	5	
Story, H. C.	Asst. Dir., Ref. Div.			20	4	
Strange, Ruth	Clk., Red. Div.	9-1-50	9-30-50		6	
Street, Burt	Clk., Ref. Div.			12	3½	
Stride, Charlotte	Secy., Gross Rec.			11½	7½	
Sumner, Kathleen	Steno., M. F. Div.	12-18-50	8-31-51		7	
Taylor, J. H.	Chief, Pension Div.					
Tennant, Roy	Aud., Ref. Div.			12½	9½	
Tennill, June	Clk., Cig. Div.			19	5½	
Townsend, H. P.	Aud., Gross Rec.			11	16	
Turner, Katherine	Clk., Mail Div.			7½	6	
Van Zandt, Ernest B.	Aud., Gross Rec.			12	6	
Vardell, Pat M., Jr.	Aud., Gross Rec.			9½	16½	
Viereck, Bill	Aud., Ref. Div.	9-1-50	4-1-51		8	
Wade, Leta	Clk., St. Tax Div.			15	28	
Wagenfuhr, Jane	Bkpr., Stat. Div.			17½	3	
Walling, Bobbie	Clk., Cig. Div.	7-1-51	8-31-51		1	

TABLE NO. 95—Continued

Statement of Absence of Comptroller's Department Employees and the Reasons Therefor—
September 1, 1950, Through August 31, 1951

All Employees bonded by National Surety Company

Name	Title	Employed		Days Vacation	Sick	Leave Without Pay
		From	To			
Office Employees—Con.						
Walston, Jack	Asst. Dir., Ad Val. Div.			10½		
Warren, Thelma	Clk., Red. Div.	2-20-51	8-31-51	5	3	26
Warner, Lorraine	Clk., Ref. Div.	4-1-51	8-31-51	5	2½	1
Waters, Lorena	Clk., Red. Div.			18½	5½	
Watts, C. D.	Cashier			20	1½	
Watkins, Leslie	Aud., Ref. Div.			17	3½	
Weddell, Oma Lee	Steno., Inh. Tax.	12-4-50	8-31-51	7	16½	
Weekley, Kathryne	Clk., Claims Div.	6-18-51	8-31-51			
Welsh, Myrtle	Clk., St. Tax Div.			12	12	1
Weston, Vida K.	Secy., Compt.			2	37	
Whittington, R. E.	Aud., Ref. Div.			12	7½	
Wight, Hugh	Dir., Ref. Div.			20	½	
Wilkerson, Mary	Clk., Ref. Div.	7-9-51	8-31-51	1		
Williams, Frank	Porter			12	15	
Willman, Emma	Bkpr., Stat. Div.			13½	1	
Winton, Chas.	Aud., Claims Div.			17	3	
Wilson, J. O.	Aud., Inh. Tax Div.			16	3	
Wolf, Elinor H.	Clk., Claims Div.			11	5	
Wright, Frank	Aud., St. Tax Div.			11½	11½	
Wyche, Rebecca	Clk., Gross Rec. Div.	9-25-50	2-28-51		1	
Yarbrough, Yvonne	Clk., Claims Div.			4½	3½	
Young, Jonna Rhea	Clk., Claims Div.			13½	17	
Young, Sarah	Clk., Ref. Div.			22½	8	
Zapalac, Edna	Clk., Red. Div.			12	7½	
Field Employees						
Alley, Alfred D.	Inv., Motor F. Div.	9-1-50	8-27-51	14½		
Andries, Joseph A.	Inv., Motor F. Div.			18	4	
Ater, Bowmer	Dist. Sup., M. F. Div.			17		
Avis, Jake, Jr.	Sup., Cig. Div.	9-1-50	9-15-50			
Balch, A. H.	Aud., Gross Rec. Div.			11		
Barnes, Geo.	Inv., M. F. Div.			5	7	
Bate, W. N.	Aud., Gross Rec. Div.			12	9	
Bateman, L. C.	Dist. Sup., M. F. Div.			6	1	
Bearden, R. C.	Aud., Gross Rec. Div.			6	1	
Beene, B. F.	Inv., M. F. Div.			12	40	
Behannon, J. N.	Sup., Cig. Div.	10-1-50	8-31-51	11	35	
Bell, Mary	Steno., M. F. Div.	1-10-51	3-31-51			
Bethea, Fred A.	Aud., M. F. Div.			5		
Bland, Dee	Sup., Cig. Div.			24		
Blankenship, R. D.	Sup., Cig. Div.	1-1-51	8-31-51	7	1	
Bond, Norman	Sup., Cig. Div.	9-7-51	8-31-51	11		
Bothwell, Henry	Inv., M. F. Div.			7	4	
Boyd, Geo. R.	Aud., Ad Val. Div.			11	1	
Bradfield, B. K.	Inv., M. F. Div.			11	2	
Braecwell, M. L.	Exmr., Inh. Tax Div.			20	4	
Brooks, Amy	Steno., M. F. Div.	7-16-51	8-31-51			
Brown, Nell	Steno., M. F. Div.	9-1-50	7-11-51	15		
Bryan, John	Sup., Cig. Div.			15	9	
Bryant, M. V.	Aud., Gross Rec. Div.			10		
Bryson, Henry	Inv., M. F. Div.			5	3	
Burch, J. Laev	Aud., Cig. Div.	9-1-50	4-30-51			
Burleson, LaVerne	Steno., M. F. Div.			11	1	
Byrns, W. R.	Aud., Cig. Div.			12	9	
Calfee, D. A.	Inv., M. F. Div.			10		
Cannon, F. C.	Inv., M. F. Div.			7	16	
Carson, Page	Inv., M. F. Div.			17	17	
Cerny, L. B. J.	Aud., Cig. Div.			15	4	
Clay, John	Dist. Sup., Cig. Div.			10	20	
Cobb, G. C.	Aud., Gross Rec. Div.			6	4	
Coker, E. M.	Aud., M. F. Div.			11		
Connor, H. H.	Aud., Ad Val. Div.			11	2	
Cook, E. R.	Aud., M. F. Div.			11	1	
Copeland, Carl E.	Aud., Gross Rec.			24	2	
Cox, G. J.	Sup., Cig. Div.	9-1-50	10-31-50			
Cox, Morris S.	Sup., Cig. Div.	11-1-50	8-31-51			
Davis, J. M.	Inv., M. F. Div.			12	5	

TABLE NO. 95—Continued

Statement of Absence of Comptroller's Department Employees and the Reasons Therefor—
September 1, 1950, Through August 31, 1951

All Employees bonded by National Surety Company

Name	Title	Employed		Days Vacation	Sick	Leave Without Pay
		From	To			
Field Employees—Con.						
Davis, Victor E.	Aud., M. F. Div.			12	1	
Day, M. S.	Inv., M. F. Div.			8	1	
Ditto, Ernest	Aud., Cig. Div.			10		
Durning, C. V.	Inv., M. F. Div.			18	4	
Dodd, E. C.	Sup., Cig. Div.			12	64½	
Edgmon, Walter E.	Sup., Cig. Div.			17	9	
Einkauf, Ruth	Steno., M. F. Div.			12	4	
Elkins, Charles A.	Sup., Cig. Div.			15	19	
Ely, T. W., Jr.	Inv., M. F. Div.			10		
Etter, R. D.	Dist. Sup., Cig. Div.			17		
Evans, Robert L.	Inv., M. F. Div.			24		18
Farmer, T. A.	Inv., M. F. Div.			12		
Ferguson, N. A.	Dist. Sup., Cig. Div.			1	3	
Fernandez, E. A.	Sup., Cig. Div.			24	15	
Ferrell, Hal.	Sup., Cig. Div.			16		27
Fields, E. A.	Sup., Cig. Div.			11	8	
Forman, Glenn	Aud., Ad Val. Div.			12	4	
Fuchs, A. L.	Aud., Ad Val. Div.			11	5	
Galloway, Clark S.	Aud., M. F. Div.			12		
Gandy, C. M.	Inv., M. F. Div.			13	2	
Gault, J. L.	Aud., Cig. Div.			13	7	
George, Mrs. Woodrow	Steno., M. F. Div.			12		
Gibson, Lenora	Steno., M. F. Div.			11	15	
Gilley, A. L.	Aud., Gross Rec.			6		
Gould, R. W.	Aud., Gross Rec.			5		
Granger, A. L.	Dist. Sup., M. F. Div.			14	1½	
Green, Mac B.	Sup., Cig. Div.			6		
Greer, C. D.	Sup., Cig. Div.			11	6	
Gregory, Marvin	Inv., M. F. Div.			9		
Griffiths, Austin	Inv., M. F. Div.					
Groetsch, A. A.	Exmr., Inh. Tax Div.			15		
Guidry, Jos. I.	Inv., M. F. Div.			15	10	
Guseman, F. J.	Dist. Sup., Cig. Div.				10	
Guy, Don	Aud., M. F. Div.			12	3	
Hall, J. F.	Sup., Cig. Div.			10	11	
Hanks, Johnie Sue	Steno., Cig. Div.			21		
Hardeman, Jack	Inv., M. F. Div.				173	
Harrell, E. A.	Asst. Dir., Inh. Tax Div.			12		
Harrison, N. J.	Inv., M. F. Div.			14	½	
Harwood, Paul	Inv., M. F. Div.				15	
Hatcher, A. E.	Inv., M. F. Div.			8	1	
Hickey, Weldon	Aud., M. F. Div.			12	2	
Hill, James	Inv., M. F. Div.			16		
Hill, M. B.	Inv., M. F. Div.			15		
Hinojosa, Roy	Inv., M. F. Div.			13	2	
Hodde, Clifford	Aud., Gross Rec.				1	
Hogan, R. L.	Inv., M. F. Div.			10	5	
Holloway, C. E.	Inv., M. F. Div.			6	2	
Holstead, R. M.	Aud., Ad Val. Div.			12	4½	
Hooks, T. W.	Inv., M. F. Div.			7	46	
Hopson, P. H.	Sup., Cig. Div.			11		
Howard, C. J.	Inv., M. F. Div.			13		
Howstley, W. D.	Inv., M. F. Div.			11		
Humphrey, William H.	Sup., Cig. Div.	1-12-51	8-31-51	7	1	
Hunter, Marvin	Inv., M. F. Div.			12		
Huskinson, W. M.	Inv., M. F. Div.			12		
Jackson, Ned F.	Exmr., Inh. Tax Div.			14	6	
Johnson, E. V.	Aud., Ad Val. Div.			11		
Johnson, Howard	Aud., Gross Rec.				2	
Johnson, J. K.	Aud., Ad Val.			6	3½	
Johnson, W. L.	Sup., Cig. Div.			5		
Jones, Claude T.	Inv., M. F. Div.				2	
Jurney, Clara	Steno., Cig. Div.			12	6½	
Kelley, G. L.	Aud., Ad Val.			12		
Kellogg, O. H.	Dist. Sup., M. F. Div.			13	1	
Kilpatrick, K. L.	Aud., Gross Rec.	2-15-51	8-31-51	6		7
Kizer, Jonas	Exmr., Inh. Tax Div.			12	11	

TABLE NO. 95—Continued

Statement of Absence of Comptroller's Department Employees and the Reasons Therefor—
September 1, 1950, Through August 31, 1951

All Employees bonded by National Surety Company

Name	Title	Employed		Days Vacation	Sick	Leave Without Pay
		From	To			
Field Employees—Con.						
Kosbiel, Maurice.....	Inv., M. F. Div.....			12	1	
Lard, Ed K.....	Inv., M. F. Div.....	12- 4-50	2-28-51			
Levy, Chas.....	Sup., Cig. Div.....			15		
Lewis, W. T.....	Dist. Sup., M. F. Div.....			11	2	
Livingston, L. J.....	Inv., M. F. Div.....			12		
Logue, Chester.....	Inv., M. F. Div.....			15	5	
Long, H. F.....	Inv., M. F. Div.....	9- 1-50	4-31-51		3	
Louder, W. E.....	Aud., Ad Val. Div.....			11		
Lozano, Arturo.....	Sup., Cig. Div.....			11½	10	
McCants, Jack.....	Inv., M. F. Div.....	4- 5-51	8-31-51		1	
McCants, W. A.....	Inv., M. F. Div.....	9- 1-50	3-31-51			
McClintock, Gertrude.....	Steno., Cig. Div.....			12	4	
McGlaun, LeRoy.....	Aud., M. F. Div.....			14		
McHaney, J. C.....	Inv., M. F. Div.....			13		
McKinzie, Harvey J.....	Aud., Gross Rec.....					
McMillin, J. M.....	Exmr., Inh. Tax Div.....			22		
McNamara, E. P.....	Inv., M. F. Div.....			6		
McProud, Jo Ann.....	Steno., M. F. Div.....	4- 6-51	8-31-51			
McWhirter, L. A.....	Inv., M. F. Div.....			18		
McWilliams, O.....	Inv., M. F. Div.....			6		
Malloy, J. C.....	Sup., Cig. Div.....			15	2	
Marrs, S. M.....	Dist. Sup., M. F. Div.....			2		
Martin, Floyd.....	Inv., M. F. Div.....			10		
Martin, Mary.....	Steno., M. F. Div.....			11	4½	
Mathis, Bettye.....	Steno., Cig. Div.....			6	8	
May, J. C.....	Inv., M. F. Div.....			11	10	
Mays, F. E.....	Sup., Cig. Div.....	9-18-50	8-31-51	5		
Meriwether, Herschel S.....	Aud., Ad Val.....			6	2	
Miller, Mead.....	Sup., Cig. Div.....			10	3	
Miller, Wm.....	Sup., Cig. Div.....			18	12	
Mize, Dora Mae.....	Steno., Cig. Div.....	9- 1-50	10-30-51			
Moffatt, Sam.....	Inv., M. F. Div.....			11		
Morris, Mrs. Burnet, Jr.....	Steno., Cig. Div.....			13	10	
Nabers, R. V.....	Dist. Sup., M. F. Div.....			1	9½	
Naylor, Jas. K.....	Aud., M. F. Div.....			12	2	
Nethery, Faye.....	Steno., Cig. Div.....			7	15½	
Olivarri, J. S.....	Sup., Cig. Div.....			12	2	
Olive, L. W.....	Sup., Cig. Div.....			16	12	
Onstead, Joe.....	Aud., M. F. Div.....			12	2	
Parkhill, T. B.....	Sup., Cig. Div.....				122	
Pope, Virgil.....	Exmr., Inh. T. Div.....			10	12	
Posey, C. E.....	Sup., Cig. Div.....			15	3	
Powell, J. H.....	Aud., Ad Val.....			12	6½	
Powell, W. I.....	Aud., Cig. Div.....			11	8	
Price, R. W.....	Sup., Cig. Div.....			24	5	
Ratliff, Roy.....	Inv., M. F. Div.....	4-15-51	8-31-51	5		
Ready, N. D.....	Inv., M. F. Div.....			12	5	
Reed, Douglas E.....	Inv., M. F. Div.....			7		
Richey, McMurry.....	Dist. Sup., Cig. Div.....			2		
Richman, Lorraine.....	Steno., Gross Rec.....	9- 1-50	10-25-50			
Rickett, Gerald A.....	Aud., M. F. Div.....	9- 1-50	7-31-50	14	2	
Riley, Paul V.....	Aud., Cig. Div.....			12		
Roberts, Alfred G.....	Sup., Cig. Div.....	7- 1-51	8-31-51			
Roming, Alfred.....	Inv., M. F. Div.....			12	3	
Russ, Fred.....	Inv., M. F. Div.....			17	2	
Sanderson, Ralph.....	Sup., Cig. Div.....			5		
Scott, E. M.....	Inv., M. F. Div.....			6	2	
Scott, R. M.....	Sup., Cig. Div.....			11		
Scott, Tully.....	Inv., M. F. Div.....			13	9	
Shepherd, Charles C.....	Aud., Gross Rec.....			16	19	
Shofft, Luther L.....	Aud., Ad Val. Div.....			12	3	
Shumake, Max.....	Aud., Ad Val. Div.....			12	4	
Simmons, C. L.....	Aud., Ad Val. Div.....			12		
Singleton, M. W.....	Sup., Cig. Div.....			18	2	
Slaughter, J. A.....	Aud., Cig. Div.....			11	6	

TABLE NO. 95—Continued

Statement of Absence of Comptroller's Department Employees and the Reasons Therefor—
September 1, 1950, Through August 31, 1951

All Employees bonded by National Surety Company

Name	Title	Employed		Days Vacation	Sick	Leave Without Pay
		From	To			
Field Employees—Con.						
Snead, R. A.	Dist. Sup., Cig. Div.			6	13	
Stakes, D. W.	Sup., Cig. Div.			12		
Stavinoha, J. C.	Sup., Cig. Div.	1- 3-51	8-31-51	12	6	
Starkey, Vera	Steno., M. F. Div.	9- 1-50	1- 9-51			
Stogner, Helen	Steno., M. F. Div.			19		
Sullenberger, C. T.	Inv., M. F. Div.			12		
Teel, W. G.	Dist. Sup., Cig. Div.			6	3	
Therwhanger, Wiley	Sup., Cig. Div.					
Thomas, Barrett	Dist. Sup., M. F.			12	7	
Thomman, John	Sup., Cig. Div.			17	2	
Thompson, W. D.	Aud., Gross Rec.	9- 1-50	3-25-51			
Tomme, W. H.	Sup., Cig. Div.			12	17	
Travis, Carlos	Sup., Cig. Div.	2-15-51	8-31-51	5		
Trego, E. R.	Sup., Cig. Div.			20	3	
Underwood, Lona	Steno., M. F. Div.			15	5	
Veale, Hugh	Dist. Sup., Cig. Div.			13½	2½	
Walker, Royal	Inv., M. F. Div.			12		
Watson, Chas.	Dist. Sup., Cig. Div.					
Watson, Stroud	Inv., M. F. Div.			10	4	
Watts, Monroe	Sup., Cig. Div.			14		
Wells, Durward	Inv., M. F. Div.			12	5	
Wells, Patsye de	Steno., Cig. Div.			12	17	
Westbrook, Austin	Sup., Cig. Div.	8-15-50	12-31-50			
Westmoreland, H. L.	Aud., M. F. Div.			12	4	
Whatley, Edith	Steno., M. F. Div.			12	1	
Wilson, John C.	Dist. Sup., M. F. Div.			19	15½	
Womack, Lee	Aud., M. F. Div.			6		
Wright, Jack	Aud., Gross Rec.			8	1	
Young, H. G.	Aud., Ad Val. Div.			4	35	

