

ANNUAL REPORT OF THE
COMPTROLLER OF PUBLIC ACCOUNTS

Government Documents

NOV 18 1974

STATE OF TEXAS

Dallas Public Library

1974

TO THE GOVERNOR



PART IA

**RECEIPTS AND DISBURSEMENTS
OF STATE FUNDS**

**ROBERT S. CALVERT
COMPTROLLER**

ANNUAL REPORT OF THE
COMPTROLLER OF PUBLIC ACCOUNTS

STATE OF TEXAS

1974

TO THE GOVERNOR



PART 1A

RECEIPTS AND DISBURSEMENTS
OF STATE FUNDS

ROBERT S. CALVERT
COMPTROLLER



ROBERT S. CALVERT
COMPTROLLER

Comptroller of Public Accounts
State of Texas
Austin

October 10, 1974

NO577232 079

Honorable Dolph Briscoe
Governor of Texas
Austin, Texas

Dear Sir:

I respectfully submit herein Part IA of my Annual Report of the financial affairs of Texas, for the Fiscal Year ending August 31, 1974, as required by Article III, Section 49a of our State Constitution.

This segment will be followed at a later date by Parts IB and II, which complete the Annual Report. A presentation of detail fund statements will be published in Part IB. Statements of tax collectors accounts, assessed valuation, tax rates, and other miscellaneous information appear in Part II.

My personal appreciation is extended to the Governor, the Legislature, and the state agencies for their continued cooperation with this Department in the execution of its duties.

Respectfully yours,

ROBERT S. CALVERT
Comptroller of Public Accounts

RSC:cs

CGP 95033810 R
1974 C2600-3AN7

TABLE OF CONTENTS

Table No.		Page No.
	Letter of Transmittal	
RECEIPTS AND DISBURSEMENTS		
1	Receipts By Source (Summary and Chart)	1
2	Disbursements By Function (Summary and Chart)	3
3	Receipts By Source, Revenue Class, and Fund	8
4	Disbursements By Function, Department and Fund	45
OTHER SUMMARIES AND STATEMENTS		
5	Summary Cash Transactions and Balances	84
6	Petty Cash Funds	95
7	Summary of Investment Accounts	97
8	Suspense and Trust Cash	98
9	Securities Deposited In Trust With The State Treasurer	101
10	Summary Of All Funds - Cash, Investments and Securities	102
11	Bonded Indebtedness Of The State of Texas	103
12	Omnibus Tax Net Receipts and Allocations	104
13	Motor Fuel Receipts and Allocations	106
14	Summary Of Net Expenditures By Object Of Expenditures	107

TABLE NO. 1
STATE RECEIPTS
Year Ended August 31, 1974

RECEIPTS BY SOURCE:		Refunds Issued	Gross Receipts
1	Ad Valorem Tax		\$ 50 810 857 11
2	Inheritance Tax	\$ 492 839 94	50 695 353 04
3	Production and Regulation Tax-- Crude Oil	7 785 51	347 169 237 76
4	Production and Regulation Tax-- Natural & Casinghead Gas	370 956 64	173 683 825 34
5	Production Tax--Sulphur		5 515 706 62
6	Gas Utilities Admin. Tax		4 373 822 83
7	Gross Receipt Tax--Cement		3 811 419 32
8	Gross Receipts Tax--Utilities	280 53	25 032 581 98
9	Gross Receipts Tax--Telephone	790 51	27 790 869 92
10	Other Production and Gross Receipts Tax	1 876 49	30 395 698 48
11	Motor Vehicle Sales Tax	60 823 37	197 897 184 39
12	Hotel, Motel and Miscellaneous Excise Tax	28 049 36	10 901 687 56
13	Cigarette and Tobacco--Tax and Licenses	2 114 56	248 476 145 87
14	Alcoholic Beverage--Tax and Licenses	714 319 39	89 995 610 14
15	Special Motor Fuel Tax	3 177 035 64	49 349 115 98
16	Motor Fuel Tax	5 430 688 62	349 206 934 96
17	Franchise Tax	664 415 18	155 144 349 03
18	Insurance Companies Occupation Tax		84 347 170 71
20	Other Occupations Tax	453 98	6 163 875 56
22	Store Licenses and Exemptions	26 461 71	2 000 812 18
23	Limited Sales, Excise and Use Tax	2 293 594 29	1 128 532 563 06
24	Other Licenses and Fees	646 892 42	98 284 175 13
25	Game and Fish--Licenses and Fees	5 00	12 317 295 27
26	Motor Vehicle Licenses, Registration & Fees		195 651 129 62
27	Land Sales		272 873 17
28	Oil, Gas and Mineral Royalties		74 453 165 20
29	Sand, Shell and Gravel Sales	100 430 64	2 286 742 39
30	Real Estate, Equipment and Commodities Sales	81 28	12 599 475 01
31	Mineral Leases, Rentals and Bonuses		70 012 837 36
32	Surface Rentals, Leases and Easements		1 867 590 17
33	Interest on Deposits		48 186 060 56
34	Interest on Securities Owned		104 435 241 46
35	Interest on Land Sales		10 867 125 72
36	Miscellaneous Interest		5 532 069 88
37	Pay Patient Collections		16 061 239 79

TABLE NO. 1 (Continued)
 STATE RECEIPTS
 Year Ended August 31, 1974

RECEIPTS BY SOURCE: (Continued)		Refunds Issued	Gross Receipts
38	Other Miscellaneous Revenue	\$ 39 995 26	\$ 26 279 016 02
39	Federal Grants--Highway		219 704 962 33
40	Federal Grants--Public Health	14 232 30	20 569 980 83
41	Federal Grants--Public Welfare	677 511 46	564 005 297 86
42	Federal Grants--Public Education		239 090 514 37
43	Federal Grants--Other	306 843 40	143 908 411 40
44	Grants and Donations--Other	120 927 23	10 034 244 83
45	Federal Revenue Share		97 041 388 00
	TOTAL RECEIPTS		5 014 755 658 21
	LESS: TOTAL REFUNDS ISSUED	15 179 404 71	
	TOTAL NET RECEIPTS		4 999 576 253 50
99	INTERFUND TRANSFERS		2 445 682 829 35
	TOTAL NET RECEIPTS-FUNDS IN STATE TREASURY		7 445 259 082 85
	RECEIPTS TO PETTY CASH ACCOUNTS		85 249 00
	OPENING NET CASH BALANCE, SEPTEMBER 1, 1973		
	State Treasury		916 169 011 09
	Petty Cash Funds		203 970 05
	TOTAL OPENING NET CASH BALANCE		916 372 981 14
	TOTAL NET		8 361 717 312 99

TABLE NO. 2
STATE DISBURSEMENTS
Year Ended August 31, 1974

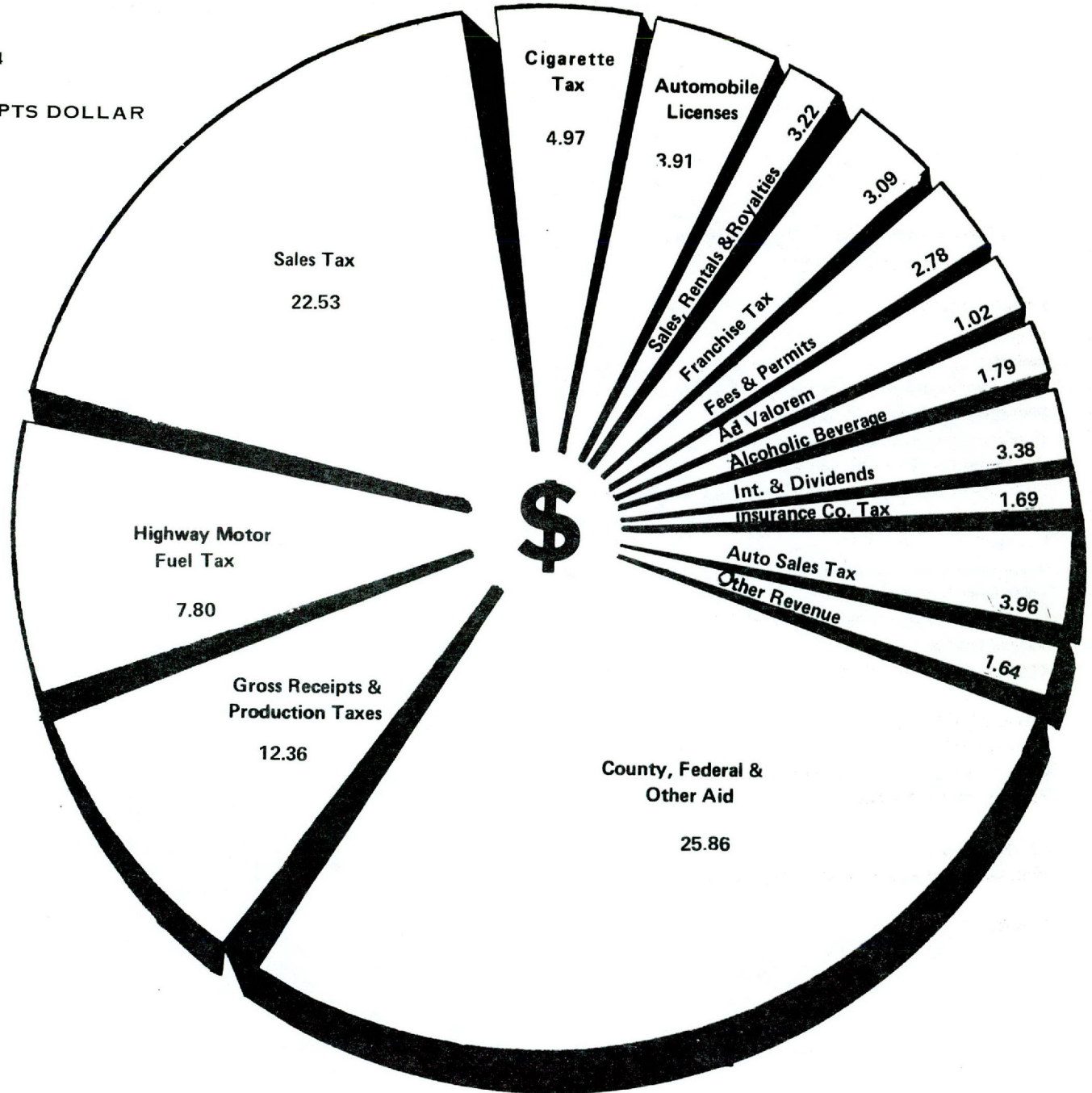
DISBURSEMENTS:	Refunds Received	Gross Disbursements
1 Legislative	\$ 21 118 42	\$ 17 493 521 24
2 Judicial	141 09	12 325 193 42
3 Executive and Administrative	98 865 83	61 509 143 17
4 Protection of Persons and Property	73 887 05	57 081 822 78
5 Regulation of Business and Industry	64 162 11	27 157 776 27
6 Conservation of Health and Sanitation	10 154 45	77 970 499 10
7 Development and Conservation of Natural Resources	27 165 57	48 214 987 20
8 Highway Maintenance and Construction	128 852 87	649 448 272 47
10 Eleemosynary and Correctional	532 986 11	226 512 418 05
11 Educational	1 537 271 86	1 951 567 413 90
12 Parks, Monuments and Museums	24 214 62	38 675 424 62
13 Public Welfare	61 887 624 24	859 672 000 10
14 Payment of Public Debt		79 109 643 39
15 State Cost Employees Retirement	38 919 62	39 693 883 29
16 State Cost O.A.S.I.	2 985 19	54 492 742 30
17 Grants to Political Subdivisions and Others	1 846 928 26	143 814 417 97
18 State Cost Teacher Retirement		143 147 250 24
19 Miscellaneous	462 75	5 072 579 52
TOTAL DISBURSEMENTS		4 492 958 989 03
LESS: TOTAL REFUNDS RECEIVED	66 295 740 04	
TOTAL NET DISBURSEMENTS		4 426 663 248 99
99 INTERFUND TRANSFERS		2 673 101 951 52
LESS: TOTAL REFUNDS RECEIVED	493 85	
TOTAL NET INTERFUND TRANSFERS		2 673 101 457 67
TOTAL NET DISBURSEMENTS, PAYMENTS AND TRANSFERS FROM FUNDS IN STATE TREASURY		7 099 764 706 66
DISBURSEMENTS FROM PETTY CASH TO STATE TREASURY		60 05
CLOSING NET CASH BALANCES, AUGUST 31, 1974		
State Treasury		1 261 663 387 28
Petty Cash		289 159 00
TOTAL CLOSING NET CASH BALANCE		1 261 952 546 28
TOTAL NET		8 361 717 312 99

DETAIL
WHERE THE STATE NET RECEIPTS DOLLAR CAME FROM
Year Ended August 31, 1974

Source	Cents of Each Dollar	Source	Cents of Each Dollar
CIGARETTE TAX		INSURANCE COMPANIES TAX	
13 Cigarette and Tobacco-Tax and Licenses	4.97	18 Insurance Companies Occupation Tax	1.69
AUTOMOBILE LICENSES		AUTOMOBILE SALES TAX	
26 Motor Vehicle Licenses, Registration and Fees	3.91	11 Motor Vehicle Sales Tax	3.96
SALES, RENTALS AND ROYALTIES		OTHER REVENUE	
27 Land Sales	0.00	2 Inheritance Tax	1.00
28 Oil, Gas and Mineral Royalties	1.49	20 Other Occupations Tax	0.12
29 Sand, Shell and Gravel Sales	0.04	38 Other Miscellaneous Revenue	0.52
30 Real Estate, Equipment and Commodities Sales	0.25	SUBTOTAL-ABOVE GROUP	1.64
31 Mineral Leases, Rentals and Bonuses	1.40	COUNTY, FEDERAL AND OTHER AID	
32 Surface Rentals, Leases and Easements	0.04	39 Federal Grants-Highway	4.39
SUBTOTAL-ABOVE GROUP	3.22	40 Federal Grants-Public Health	0.41
FRANCHISE TAX		41 Federal Grants-Public Welfare	11.27
17 Franchise Tax	3.09	42 Federal Grants-Public Education	4.78
FEES AND PERMITS		43 Federal Grants-Other	2.87
12 Hotel, Motel and Miscellaneous Excise Tax	0.22	44 Grants and Donations-Other	0.20
22 Store Licenses and Exemptions	0.04	45 Federal Revenue Share	1.94
24 Other Licenses and Fees	1.95	SUBTOTAL-ABOVE GROUP	25.86
25 Game and Fish-Licenses and Fees	0.25	GROSS RECEIPTS AND PRODUCTION TAXES	
37 Pay Patient Collection	0.32	3 Production and Regulation Tax--Crude Oil	6.94
SUBTOTAL-ABOVE GROUP	2.78	4 Production and Regulation Tax--Natural and Casinghead Gas	3.47
AD VALOREM		5 Production Tax-Sulphur	0.11
1 Ad Valorem Tax	1.02	6 Gas Utilities Admin. Tax	0.09
ALCOHOLIC BEVERAGE		7 Gross Receipts Tax-Cement	0.08
14 Alcoholic Beverage-Tax and Licenses	1.79	8 Gross Receipts Tax-Utilities	0.50
INTEREST AND DIVIDENDS		9 Gross Receipts Tax-Telephone	0.56
33 Interest on Deposits	0.96	10 Other Production and Gross Receipts Tax	0.61
34 Interest on Securities Owned	2.09	SUBTOTAL-ABOVE GROUP	12.36
35 Interest on Land Sales	0.22	HIGHWAY MOTOR FUEL TAX (NET)	
36 Miscellaneous Interest	0.11	15 Special Motor Fuels Tax	0.92
SUBTOTAL-ABOVE GROUP	3.38	16 Motor Fuel Tax	6.88
		TOTAL-ABOVE GROUP	7.80
		SALES TAX	
		23 Limited Sales, Excise and Use Tax	22.53
		TOTAL	100.00

FISCAL YEAR 1974

WHERE THE STATE NET RECEIPTS DOLLAR
CAME FROM

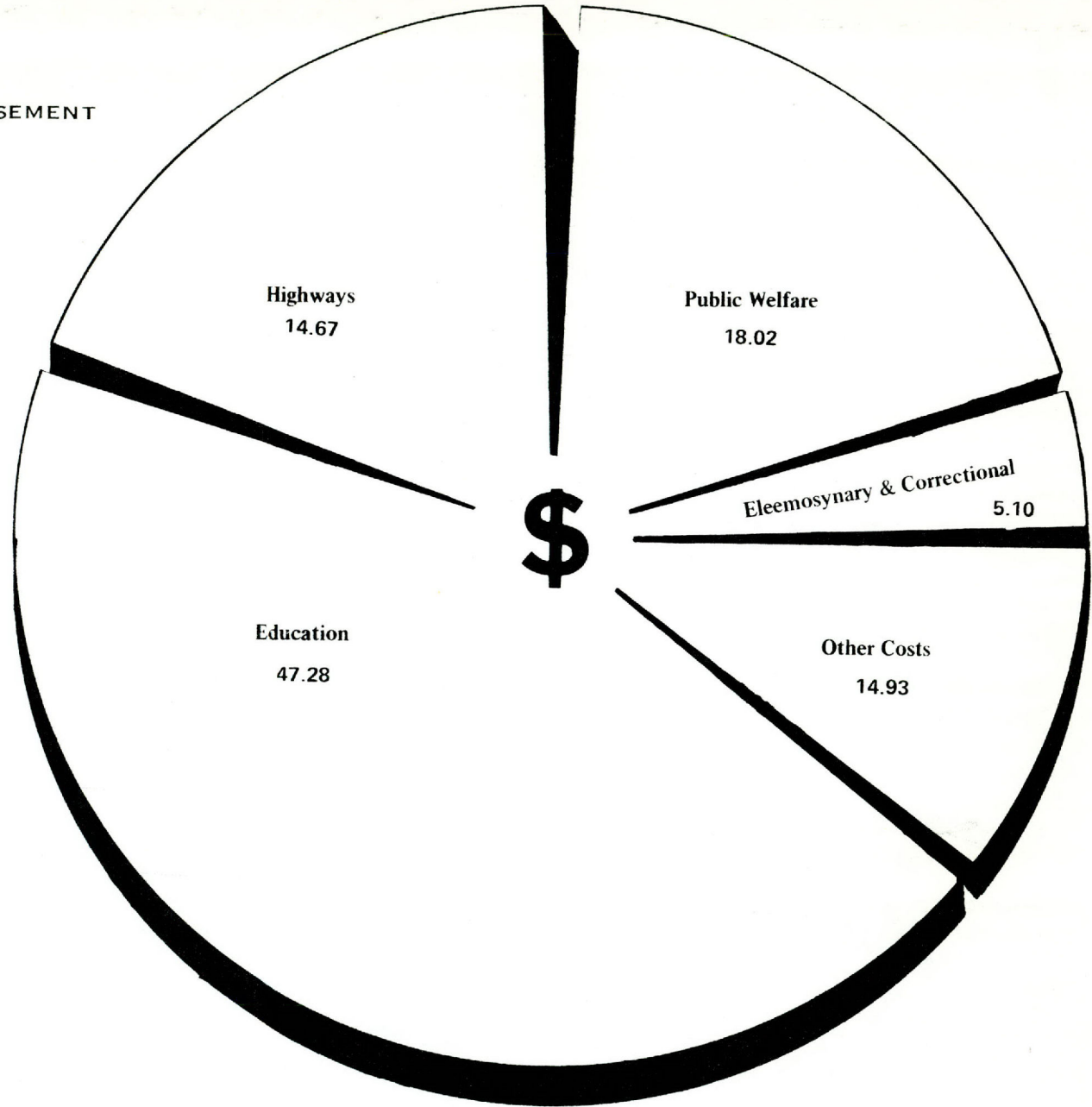



DETAIL
WHERE THE NET STATE DISBURSEMENT DOLLAR WENT
 Year Ended August 31, 1974

Function	Cents of Each Dollar
PUBLIC WELFARE	
13 Public Welfare	18.02
ELEEMOSYNARY AND CORRECTIONAL	
10 Eleemosynary and Correctional	5.10
OTHER COSTS	
1 Legislative	0.40
2 Judicial	0.28
3 Executive and Administrative	1.39
4 Protection to Persons and Property	1.29
5 Regulation of Business and Industry	0.61
6 Conservation of Health and Sanitation	1.76
7 Development & Conservation of Natural Resources	1.09
12 Parks, Monuments and Museums	0.87
14 Payment of Public Debt	1.79
15 State Cost Employees Retirement	0.90
16 State Cost O.A.S.I.	1.23
17 Grants to Political Subdivision and Others	3.21
19 Miscellaneous	0.11
TOTAL OTHER COSTS	14.93
EDUCATION	
11 Educational	44.05
18 State Cost Teacher Retirement	3.23
TOTAL EDUCATION	47.28
HIGHWAYS	
8 Highway Maintenance and Construction	14.67
TOTAL	100.00

FISCAL YEAR 1974

WHERE THE STATE NET DISBURSEMENT
DOLLAR WENT





1870
1871
1872
1873
1874
1875
1876
1877
1878
1879
1880
1881
1882
1883
1884
1885
1886
1887
1888
1889
1890
1891
1892
1893
1894
1895
1896
1897
1898
1899
1900

Receipts by Source,

Revenue Class & Fund

TABLE NO. 3
 RECEIPTS BY SOURCE, REVENUE CLASS, AND FUND
 Year Ended August 31, 1974

		Gross Receipts Year To Date	Refund Receipts Year To Date
01	AD VALOREM TAX		
001	AD VALOREM TAX		
	001 General Revenue Fund	\$ 6 099 72	
	002 Available School Fund	23 525 085 48	
	005 Confederate Pension Fund	4 550 762 55	
	186 College Building Fund 1948-1957	4 102 04	
	300 College Building Fund 1958-1967	17 142 99	
	389 College Building Fund 1966-1977	22 707 664 33	
	REVENUE CLASS TOTAL	50 810 857 11	
	01 SOURCE TOTAL	50 810 857 11	
02	INHERITANCE TAX		
005	INHERITANCE TAX & PENALTY AND INTEREST		
	001 General Revenue Fund	50 695 353 04	\$ 492 839 94
	REVENUE CLASS TOTAL	50 695 353 04	492 839 94
	02 SOURCE TOTAL	50 695 353 04	492 839 94
03	PRODUCTION & REG-CRUDE OIL		
020	OIL PRODUCTION TAX & PENALTY AND INTEREST		
	120 Omnibus Tax Clearance Fund	344 840 061 97	7 785 51
	REVENUE CLASS TOTAL	344 840 061 97	7 785 51
026	OIL AND GAS REGULATION TAX		
	120 Omnibus Tax Clearance Fund	2 329 175 79	
	REVENUE CLASS TOTAL	2 329 175 79	
	03 SOURCE TOTAL	347 169 237 76	7 785 51
04	PRODUCTION & REG-NATURAL & CASINGHEAD GAS		
022	NATURAL & CASINGHEAD GAS TAX & PENALTY & INTEREST		
	120 Omnibus Tax Clearance Fund	173 683 825 34	370 956 64
	REVENUE CLASS TOTAL	173 683 825 34	370 956 64
	04 SOURCE TOTAL	173 683 825 34	370 956 64
05	PRODUCTION-SULPHUR		
024	SULPHUR TAX & PENALTY & INTEREST		
	120 Omnibus Tax Clearance Fund	5 515 706 62	
	REVENUE CLASS TOTAL	5 515 706 62	
	05 SOURCE TOTAL	5 515 706 62	
06	GAS UTILITY ADMINISTRATION TAX		
100	GAS UTILITY ADMINISTRATION TAX		
	155 Railroad Commission Operating Fund	4 373 822 83	
	REVENUE CLASS TOTAL	4 373 822 83	
	06 SOURCE TOTAL	4 373 822 83	

TABLE NO. 3 (Continued)
 RECEIPTS BY SOURCE, REVENUE CLASS, AND FUND
 Year Ended August 31, 1974

		Gross Receipts Year To Date	Refund Receipts Year To Date
07	RECEIPTS—CEMENT		
040	CEMENT TAX & PENALTY AND INTEREST		
120	Omnibus Tax Clearance Fund	\$ 3 811 419 32	
	REVENUE CLASS TOTAL	3 811 419 32	
	07 SOURCE TOTAL	3 811 419 32	
08	RECEIPTS—UTILITIES		
042	UTILITIES TAX & PENALTY AND INTEREST		
120	Omnibus Tax Clearance Fund	25 032 581 98	
	REVENUE CLASS TOTAL	25 032 581 98	\$ 280 53
	08 SOURCE TOTAL	25 032 581 98	280 53
09	RECEIPTS—TELEPHONE		
044	TELEPHONE COMPANIES TAX & PENALTY & INTEREST		
120	Omnibus Tax Clearance Fund	27 790 869 92	
	REVENUE CLASS TOTAL	27 790 869 92	790 51
	09 SOURCE TOTAL	27 790 869 92	790 51
10	OTHER—PRODUCTION & GROSS RECEIPTS TAXES		
046	OIL & GAS WELL SERVICING TAX & PENALTY & INTEREST		
120	Omnibus Tax Clearance Fund	1 426 350 88	
	REVENUE CLASS TOTAL	1 426 350 88	
052	CARLINE COMPANIES TAX & PENALTY & INTEREST		
120	Omnibus Tax Clearance Fund	24 947 92	
	REVENUE CLASS TOTAL	24 947 92	
077	MIXED DRINKS GROSS RECEIPTS TAX		
068	Mixed Beverage Tax Clearance Fund	28 664 530 28	
	REVENUE CLASS TOTAL	28 664 530 28	
087	TELEGRAPH TAX PENALTY AND INTEREST		
120	Omnibus Tax Clearance Fund	48 338 77	
	REVENUE CLASS TOTAL	48 338 77	
153	STOCK SHARE TRANSFER TAX		
120	Omnibus Tax Clearance Fund	00	1 220 99
	REVENUE CLASS TOTAL	00	1 220 99
178	OTHER MISCELLANEOUS TAXES		
009	Special Game & Fish Fund	442 76	
	REVENUE CLASS TOTAL	442 76	
180	MISC OCCUPATION TAXES PENALTY & INTEREST		
001	General Revenue Fund	9 000 00	
002	Available School Fund	3 000 00	
120	Omnibus Tax Clearance Fund	219 087 87	655 50
	REVENUE CLASS TOTAL	231 087 87	655 50
	10 SOURCE TOTAL	30 395 698 48	1 876 49
11	MOTOR VEHICLE SALES TAX		
095	MOTOR VEHICLE RENTAL TAX		
120	Omnibus Tax Clearance Fund	4 666 036 18	
	REVENUE CLASS TOTAL	4 666 036 18	

TABLE NO. 3 (Continued)
 RECEIPTS BY SOURCE, REVENUE CLASS, AND FUND
 Year Ended August 31, 1974

		Gross Receipts Year To Date	Refund Receipts Year To Date
11	MOTOR VEHICLE SALES TAX (Continued)		
096	MOTOR VEHICLE TAX		
	120 Omnibus Tax Clearance Fund	\$ 193 231 148 21	\$ 60 823 37
	REVENUE CLASS TOTAL	193 231 148 21	60 823 37
	11 SOURCE TOTAL	197 897 184 39	60 823 37
12	HOTEL, MOTEL & MET		
072	HOTEL AND MOTEL TAX		
	001 General Revenue Fund	10 831 072 92	28 049 36
	REVENUE CLASS TOTAL	10 831 072 92	28 049 36
102	OTHER SELECTIVE SALES TAXES PENALTY & INTEREST		
	001 General Revenue Fund	70 614 64	
	REVENUE CLASS TOTAL	70 614 64	
	12 SOURCE TOTAL	10 901 687 56	28 049 36
13	CIGARETTE & TOBACCO PRODUCTS TAX & LICENSES		
074	CIGARETTE TAX & PENALTY AND INTEREST		
	062 Comptrollers Operating Fund	118 176 18	
	120 Omnibus Tax Clearance Fund	239 061 708 07	1 85
	REVENUE CLASS TOTAL	239 179 884 25	1 85
076	TOBACCO PRODUCTS TAX & PENALTY AND INTEREST		
	001 General Revenue Fund	8 773 911 27	1 798 21
	REVENUE CLASS TOTAL	8 773 911 27	1 798 21
207	CIGARETTE & TOBACCO TAX PERMIT FEES & PENALTY		
	001 General Revenue Fund	235 449 35	314 50
	120 Omnibus Tax Clearance Fund	286 901 00	
	REVENUE CLASS TOTAL	522 350 35	314 50
	13 SOURCE TOTAL	248 476 145 87	2 114 56
14	ALCOHOLIC BEVERAGE TAXES & LICENSES		
080	LIQUOR TAX		
	097 Liquor Act Enforcement Fund	3 185 926 30	184 258 43
	120 Omnibus Tax Clearance Fund	29 899 820 85	
	REVENUE CLASS TOTAL	33 085 747 15	184 258 43
082	WINE TAX		
	097 Liquor Act Enforcement Fund	258 802 59	10 764 94
	120 Omnibus Tax Clearance Fund	2 481 334 04	
	REVENUE CLASS TOTAL	2 740 136 63	10 764 94
084	ALE TAX MALT LIQUOR		
	097 Liquor Act Enforcement Fund	82 634 90	134 90
	120 Omnibus Tax Clearance Fund	837 455 70	
	REVENUE CLASS TOTAL	920 090 60	134 90
090	BEER TAX		
	097 Liquor Act Enforcement Fund	4 677 615 55	517 827 76
	120 Omnibus Tax Clearance Fund	42 275 422 72	
	REVENUE CLASS TOTAL	46 953 038 27	517 827 76
208	PRIVATE CLUB SERVICE FEE		
	001 General Revenue Fund	79 360 58	
	REVENUE CLASS TOTAL	79 360 58	
210	LIQUOR PERMIT FEES		
	001 General Revenue Fund	1 097 497 86	

TABLE NO. 3 (Continued)
 RECEIPTS BY SOURCE, REVENUE CLASS, AND FUND
 Year Ended August 31, 1974

		Gross Receipts Year To Date	Refund Receipts Year To Date
14	ALCOHOLIC BEVERAGE TAXES & LICENSES (Continued)		
210	LIQUOR PERMIT FEES (Continued)		
097	Liquor Act Enforcement Fund	\$ 1 333 36	\$ 1 333 36
120	Omnibus Tax Clearance Fund	4 091 236 34	
	REVENUE CLASS TOTAL	5 190 067 56	1 333 36
211	WINE AND BEER PERMIT FEES		
120	Omnibus Tax Clearance Fund	1 027 169 35	
	REVENUE CLASS TOTAL	1 027 169 35	
	14 SOURCE TOTAL	89 995 610 14	714 319 39
15	SPECIALS FUELS TAX-BUTANE & DIESELS		
094	SPECIAL MOTOR FUELS TAX PENALTY & INTEREST		
060	Highway Motor Fuel Tax Fund	49 349 115 98	3 177 035 64
	REVENUE CLASS TOTAL	49 349 115 98	3 177 035 64
	15 SOURCE TOTAL	49 349 115 98	3 177 035 64
16	MOTOR FUEL-GASOLINE		
110	MOTOR FUEL GASOLINE TAX PENALTY & INTEREST		
060	Highway Motor Fuel Tax Fund	349 206 934 96	5 430 688 62
	REVENUE CLASS TOTAL	349 206 934 96	5 430 688 62
	16 SOURCE TOTAL	349 206 934 96	5 430 688 62
17	FRANCHISE TAXES		
150	FRANCHISE TAX AND PENALTY AND INTEREST		
001	General Revenue Fund	155 144 349 03	664 415 18
	REVENUE CLASS TOTAL	155 144 349 03	664 415 18
	17 SOURCE TOTAL	155 144 349 03	664 415 18
18	INSURANCE COMPANIES OCCUPATION TAXES		
155	INS COMPANIES OCCUPATION TAX, PENALTY & INTEREST		
120	Omnibus Tax Clearance Fund	83 414 104 33	
	REVENUE CLASS TOTAL	83 414 104 33	
160	INS COMPANIES WORKMENS COMPENSATION TAX		
094	Workmens Compensation Fund	933 066 38	
	REVENUE CLASS TOTAL	933 066 38	
	18 SOURCE TOTAL	84 347 170 71	
20	OTHER OCCUPATION TAXES		
056	ADMISSION TAX & PENALTY AND INTEREST		
120	Omnibus Tax Clearance Fund	5 014 814 95	368 98
	REVENUE CLASS TOTAL	5 014 814 95	368 98
172	COIN-OPERATED AMUSEMENT MACHINE TAX PENALTY		
120	Omnibus Tax Clearance Fund	1 149 060 61	85 00
	REVENUE CLASS TOTAL	1 149 060 61	85 00
	20 SOURCE TOTAL	6 163 875 56	453 98

TABLE NO. 3 (Continued)
 RECEIPTS BY SOURCE, REVENUE CLASS, AND FUND
 Year Ended August 31, 1974

		Gross Receipts Year To Date	Refund Receipts Year To Date
22	STORE LICENSES & EXEMPTIONS		
200	STORE AND EXEMPTION LICENSE FEES & PENALTY		
	001 General Revenue Fund	\$ 1 306 235 71	\$ 26 461 71
	002 Available School Fund	438 461 61	
	REVENUE CLASS TOTAL	1 744 697 32	26 461 71
300	STORE AND EXEMPTION LICENSE SERVICE FEES		
	001 General Revenue Fund	4 766 11	
	002 Available School Fund	1 603 75	
	REVENUE CLASS TOTAL	6 369 86	
301	STORE AND EXEMPTION LICENSE FILING FEES		
	062 Comptrollers Operating Fund	249 745 00	
	REVENUE CLASS TOTAL	249 745 00	
	22 SOURCE TOTAL	2 000 812 18	26 461 71
23	LIMITED SALES, EXCISE & USE TAX		
062	LIMITED SALES TAX		
	001 General Revenue Fund	1 121 878 872 45	2 293 594 29
	REVENUE CLASS TOTAL	1 121 878 872 45	2 293 594 29
063	MOTOR FUEL LUBRICANT SALES TAX		
	006 State Highway Fund	4 575 527 00	
	REVENUE CLASS TOTAL	4 575 527 00	
066	LIMITED SALES & USE TAX		
	001 General Revenue Fund	2 078 163 61	
	REVENUE CLASS TOTAL	2 078 163 61	
	23 SOURCE TOTAL	1 128 532 563 06	2 293 594 29
24	OTHER LICENSES & FEES		
157	INS COMPANIES MAINTENANCE TAX PENALTY & INTEREST		
	010 Motor Vehicle Insurance Fund	382 645 16	
	013 Fire Insurance Fund	5 126 098 16	
	014 Compensation Insurance Fund	1 371 098 07	
	161 Casualty Insurance Fund	397 774 28	
	162 Title Insurance Fund	25 489 41	
	180 Burial Association Rate Fund	786 97	
	REVENUE CLASS TOTAL	7 303 892 05	
176	BEDDING TAX		
	001 General Revenue Fund	91 104 34	
	REVENUE CLASS TOTAL	91 104 34	
201	COIN-OPERATED BUSINESS LICENSE FEE & PENALTY		
	001 General Revenue Fund	578 386 14	
	REVENUE CLASS TOTAL	578 386 14	
206	GROSS RECEIPT PERMIT FEES		
	001 General Revenue Fund	235 00	
	REVENUE CLASS TOTAL	235 00	
209	CONTROL SUBSTANCE MFG DISTRIB & DISP REG FEE		
	001 General Revenue Fund	105 540 25	
	REVENUE CLASS TOTAL	105 540 25	
212	OPERATORS AND CHAUFFEURS LICENSE FEES		
	001 General Revenue Fund	5 021 969 62	
	081 Public Safety Building Fund	2 402 763 00	
	099 Operators & Chauffeurs License Fund	10 084 846 41	
	REVENUE CLASS TOTAL	17 509 579 03	

TABLE NO. 3 (Continued)
 RECEIPTS BY SOURCE, REVENUE CLASS, AND FUND
 Year Ended August 31, 1974

		Gross Receipts Year To Date	Refund Receipts Year To Date
24	OTHER LICENSES & FEES (Continued)		
213	AGRICULTURE DEPARTMENT LICENSE FEES		
	001 General Revenue Fund	\$ 2 869 00	
	023 Department of Agriculture Fund	514 931 53	
	REVENUE CLASS TOTAL	517 800 53	
214	HEALTH DEPARTMENT LICENSE FEES		
	001 General Revenue Fund	143 921 00	
	129 Hospital Licensing Fund	48 747 00	
	REVENUE CLASS TOTAL	192 668 00	
215	BEDDING PERMIT FEES		
	001 General Revenue Fund	38 570 00	
	REVENUE CLASS TOTAL	38 570 00	
220	SECURITIES ACT LICENSE REGISTRATION FEES		
	001 General Revenue Fund	980 430 68	
	REVENUE CLASS TOTAL	980 430 68	
221	INSURANCE DEPT LICENSE & REG FEES		
	001 General Revenue Fund	109 455 00	
	085 Insurance Agents License Fund	679 358 16	
	093 Managing General Agents Fund	5 015 00	
	103 Credit Insurance Fund	88 500 00	
	119 Fire Works License Fund	26 463 08	
	124 LCL Recording Agts and Slstrs Lcns Fund	316 079 91	
	REVENUE CLASS TOTAL	1 224 871 15	
222	MOTOR BUS PERMIT AND LICENSE FEES		
	001 General Revenue Fund	55 278 54	
	REVENUE CLASS TOTAL	55 278 54	
223	MOTOR CARRIER PERMIT LIC FEES & FINES		
	006 State Highway Fund	46 547 18	
	155 Railroad Commission Operating Fund	1 010 481 80	
	REVENUE CLASS TOTAL	1 057 028 98	
224	PROFESSIONAL EXAMINATION & REG FEES		
	001 General Revenue Fund	869 072 75	
	024 Psychologists Licensing Fund	54 144 61	\$ 15.00
	035 Veterinary Fund	58 682 00	
	040 Barber Examiners Fund	533 584 73	
	055 Medical Registration Fund	241 147 00	
	056 Professional Engineers Fund	349 379 48	
	069 Board of Landscape Architect & Irrigation Fd.	74 012 50	
	075 Registered Public Surveyors Fund	35 701 50	
	086 Dental Registration Fund	238 150 00	
	087 Hearing Aids Fund	38 911 25	1 705 00
	109 Architects Registration Fund	120 537 18	
	140 Chiropractic Examiners Fund	32 300 00	
	220 Basic Science Examination Fund	85 265 00	
	266 Vocational Nurse Examiners Fund	210 501 00	
	REVENUE CLASS TOTAL	2 941 389 00	1 720 00
225	HIGHER EDUCATION REGISTRATION FEES		
	225 University of Houston Current Fund	2 744 420 89	
	226 Pan American University Current Fund	869 632 02	
	227 Angelo State University Current Fund	499 502 17	
	228 Tyler State College Current Fund	59 950 06	8 489 75
	230 Texas A & I Univ. at Corpus Christi Current Fd.	159 104 80	1 086 65
	231 Texas A & I Univ. at Laredo Current Fd.	119 674 76	4 261 60
			2 266 30

TABLE NO. 3 (Continued)
 RECEIPTS BY SOURCE, REVENUE CLASS, AND FUND
 Year Ended August 31, 1974

		Gross Receipts Year To Date	Refund Receipts Year To Date
24	OTHER LICENSES & FEES (Continued)		
225	HIGHER EDUCATION REGISTRATION FEES (Continued)		
	237 Texas State Technical Institute Fund	\$ 591 718 37	
	238 UT at Dallas Current Fund	8 010 00	
	242 A & M University Current Fund	2 959 420 25	\$ 164 502 40
	243 Tarleton State University Current Fund	351 703 50	5 030 20
	244 UT at Arlington Current Fund		13 283 50
	245 Prairie View A & M University Current Fund	570 700 15	3 287 90
	247 Texas Southern University Current Fund	1 057 389 77	9 940 13
	248 Univ. of Texas at Austin Current Fund	1 069 927 50	317 00
	253 Texas Womans University Current Fund	1 074 952 00	
	254 Texas A & I Univ. at Kingsville Current Fd.	1 058 560 49	34 787 20
	255 Texas Technological Univ. Current Fund	1 846 521 76	45 273 90
	256 Lamar University Current Fund	1 425 149 08	24 459 82
	257 East Texas State Univ. Current Fund	1 326 765 97	11 341 55
	258 North Texas State Univ. Current Fund	2 175 081 35	
	259 Sam Houston State Univ. Current Fund	1 390 901 00	540 00
	260 Southwest Texas State Univ. Current Fund	1 447 261 73	42 938 76
	261 Stephen F. Austin State Univ. Current Fund	1 296 527 87	
	262 Sul Ross State Univ. Current Fund	390 756 50	4 572 20
	263 West Texas State Univ. Current Fund	757 562 78	7 550 70
	264 Midwestern University Current Fund	508 263 18	8 797 48
	275 Texas Maritime Academy Current Fund	23 805 25	311 60
	REVENUE CLASS TOTAL	25 783 263 20	393 038 64
226	OTHER LICENSES PERMITS & REG FEES		
	001 General Revenue Fund	821 210 97	
	009 Special Game & Fish Fund	65 00	
	020 Motor Vehicle Commission Fund	100 362 50	
	033 Sanitarrians Registration and License Fund	5 681 50	
	034 Optometry Fund	64 175 00	
	059 Special Boat Fund	1 696 918 34	474 25
	071 Texas Highway Beautification Fund	41 603 00	
	076 Prepaid Funeral Contract Fund	16 250 00	
	080 Land Office Permit Fee Fund	111 339 50	
	082 Mobile Home Standards Fund	372 960 92	
	099 Operators & Chauffeurs License Fund	19 900 00	
	110 Fire Extinguisher Fund	52 347 00	
	114 Real Estate License Fund	782 379 00	
	137 Nursing Home Administrators Fund	149 017 18	
	155 Railroad Commission Operating Fund	345 255 00	
	158 Water Rights Administration Fund	107 850 24	
	409 Texas Park Development Bonds Int. & Sinking Fd.	947 000 00	
	424 Structural Pest Control Fund	136 679 00	
	REVENUE CLASS TOTAL	5 770 994 15	474 25
250	CERTIFICATE OF TITLE FEES		
	006 State Highway Fund	1 559 427 00	
	REVENUE CLASS TOTAL	1 559 427 00	
251	MOTOR VEHICLE INSP. & CERTIF. FEES		
	274 Motor Vehicle Inspection Fund	4 065 361 75	181 871 50
	REVENUE CLASS TOTAL	4 065 361 75	181 871 50
252	AGRICULTURE DEPT. INSP. & CERTIF. FEES		
	001 General Revenue Fund	267 194 46	
	023 Department of Agriculture Fund	724 528 30	
	REVENUE CLASS TOTAL	991 722 76	

TABLE NO. 3 (Continued)
 RECEIPTS BY SOURCE, REVENUE CLASS, AND FUND
 Year Ended August 31, 1974

		Gross Receipts Year To Date	Refund Receipts Year To Date
24	OTHER LICENSES & FEES (Continued)		
253	BOILER INSPECTION FEES		
	001 General Revenue Fund	\$ 201 540 39	
	REVENUE CLASS TOTAL	201 540 39	
254	HEALTH DEPARTMENT INSPECTION FEES		
	001 General Revenue Fund	99 506 89	
	REVENUE CLASS TOTAL	99 506 89	
255	OTHER INSPECTION AND CERTIFICATION FEES		
	001 General Revenue Fund	40 00	
	006 State Highway Fund	1 734 00	
	058 Feed Control Fund	710 613 93	\$ 126 10
	274 Motor Vehicle Inspection Fund	100 00	
	REVENUE CLASS TOTAL	712 487 93	126 10
304	HIGHER EDUCATION STUDENT FEES		
	225 University of Houston Current Fund	86 819 40	
	226 Pan American Univ. Current Fund	42 195 90	
	227 Angelo State Univ. Current Fund	72 991 12	3 361 57
	230 Texas A & I Univ. at Corpus Christi Current Fd.	2 787 00	125 60
	231 Texas A & I Univ. at Laredo Current Fd.	162 00	
	237 Texas State Technical Institute Fund	432 00	
	238 UT at Dallas Current Fund	208 00	
	242 A & M Univ. Current Fund	218 278 00	2 805 00
	243 Tarleton State University Current Fund	39 815 74	699 00
	244 UT at Arlington Current Fund	78 266 00	291 50
	245 Prairie View A & M University Current Fund	11 591 00	62 00
	247 Texas Southern University Current Fund	59 736 30	6 548 42
	248 Univ. of Texas at Austin Current Fund	152 950 94	
	250 UT at El Paso Current Fund	84 000 00	
	251 UT of the Permian Basin Current Fund	2 310 00	
	254 Texas A & I Univ. at Kingsville Current Fd.	62 281 25	2 400 60
	255 Texas Technological Univ. Current Fund	340 216 67	3 294 64
	256 Lamar University Current Fund	76 048 00	1 410 50
	257 East Texas State Univ. Current Fund	239 936 45	419 00
	258 North Texas State Univ. Current Fund	266 924 27	
	259 Sam Houston State Univ. Current Fund	54 671 60	
	260 Southwest Texas State Univ. Current Fund	237 482 35	3 834 29
	261 Stephen F. Austin State Univ. Current Fund	22 919 78	
	262 Sul Ross State Univ. Current Fund	60 712 99	1 177 20
	263 West Texas State Univ. Current Fund	121 831 05	841 95
	264 Midwestern University Current Fund	50 967 70	891 80
	275 Texas Maritime Academy Current Fund	1 184 00	119 00
	REVENUE CLASS TOTAL	2 387 719 51	28 282 07
306	EXAMINATION AND AUDIT FEES		
	001 General Revenue Fund	116 005 11	
	026 Unemployment Compensation Admin. Fund	1 708 00	
	039 Commodity Distribution Fund	659 536 66	
	054 Insurance Examination Fund	1 546 137 99	
	076 Prepaid Funeral Contract Fund	24 463 50	
	155 Railroad Commission Operating Fund	3 640 32	
	REVENUE CLASS TOTAL	2 351 491 58	
307	CITY SALES TAX SERVICE FEES		
	001 General Revenue Fund	4 409 712 93	
	REVENUE CLASS TOTAL	4 409 712 93	

TABLE NO. 3 (Continued)
 RECEIPTS BY SOURCE, REVENUE CLASS, AND FUND
 Year Ended August 31, 1974

		Gross Receipts Year To Date	Refund Receipts Year To Date
24	OTHER LICENSES & FEES (Continued)		
310	OTHER FILING OFFICE AND SERVICE FEES		
	001 General Revenue Fund	\$ 6 216 441 04	
	006 State Highway Fund	783 330 76	
	007 State Building Fund	6 356 49	
	009 Special Game & Fish Fund	44 555 41	
	011 Available University Fund	6 181 96	
	019 Vital Statistics Fund	583 101 85	\$ 38 413 45
	026 Unemployment Compensation Admin. Fund	1 516 739 59	413 21
	036 Insurance Board Operating Fund	8 979 56	
	041 Water Development Board Fund	91 97	
	052 Veterans Land Board Fund	305 762 21	
	059 Special Boat Fund	24 75	
	065 Land Office Sale Fee Fund	474 143 04	
	094 Workmens Compensation Fund	1 203 735 00	
	099 Operators & Chauffeurs License Fund	2 356 095 97	
	100 Treasury Fiscal Agency Fund	12 857 90	
	113 Mutual Assessment Fund	1 858 56	
	114 Real Estate License Fund	81 463 04	
	115 Insurance Fee Fund	713 187 85	
	117 Federal Public Welfare Admin. Fund	293 082 70	
	119 Fire Works License Fund	12 50	
	148 Federal Health Education & Welfare Fund	1 751 40	
	150 Aircraft Fuel Tax Fund	920 15	
	166 Welfare Administration Operating Fund	260 872 44	
	224 Governors Office Federal Projects Fund	6 621 15	
	225 University of Houston Current Fund	452 596 81	
	227 Angelo State Univ. Current Fund	55 309 43	
	228 Tyler State College Current Fund	368 00	
	230 Texas A & I Univ. at Corpus Christi Current Fd.	10 603 64	
	231 Texas A & I Univ. at Laredo Current Fd.	5 307 09	
	237 Texas State Technical Institute Fund	3 732 70	
	245 Prairie View A & M University Current Fund	4 496 83	
	247 Texas Southern University Current Fund	102 985 64	8 50
	249 UT at San Antonio Current Fund	1 512 00	
	254 Texas A & I Univ. at Kingsville Current Fd.	16 327 04	103 70
	256 Lamar University Current Fund	124 119 76	
	258 North Texas State Univ. Current Fund	352 478 78	
	259 Sam Houston State Univ. Current Fund	2 047 00	
	261 Stephen F. Austin State Univ. Current Fund	56 513 37	
	262 Sul Ross State Univ. Current Fund	2 224 30	10 00
	264 Midwestern University Current Fund	69 380 53	2 431 00
	272 Board of Corrections Mineral Fund	254 17	
	273 Federal Health Fund	196 927 97	
	274 Motor Vehicle Inspection Fund	577 571 05	
	276 Veterans Land Bond Fund Division B	2 02	
	410 Veterans Land Bond Fund Div. D Series 1968	10 26	
	419 Property Tax Committee Fund	265 078 69	
	421 Criminal Justice Planning Fund	113 925 09	
	426 Veterans Land Bond Fund Div. D Series 1971B	18 194 53	
	428 Veterans Land Bond Fund Div. D Series 1972	5 185 00	

TABLE NO. 3 (Continued)
 RECEIPTS BY SOURCE, REVENUE CLASS, AND FUND
 Year Ended August 31, 1974

		Gross Receipts Year To Date	Refund Receipts Year To Date
24	OTHER LICENSES & FEES (Continued)		
310	OTHER FILING OFFICE AND SERVICE FEES (Continued)		
447	Veterans Land Bond Fund Div. D Series 1972A	\$ 12 844 36	
450	Coastal Public Lands Management Fee Fund	26 010 00	
	REVENUE CLASS TOTAL	17 354 173 35	\$ 41 379 86
	24 SOURCE TOTAL	98 284 175 13	646 892 42
25	GAME & FISH—LICENSES & FEES		
218	GAME AND FISH LICENSE FEES		
009	Special Game & Fish Fund	12 317 295 27	5 00
	REVENUE CLASS TOTAL	12 317 295 27	5 00
	25 SOURCE TOTAL	12 317 295 27	5 00
26	MOTOR VEHICLES, LICENSES, REG. & FEES		
204	MOTOR VEHICLE REGISTRATION FEES		
006	State Highway Fund	192 959 475 86	
	REVENUE CLASS TOTAL	192 959 475 86	
205	PERSONALIZED LICENSE PLATE FEES		
001	General Revenue Fund	556 896 50	
006	State Highway Fund	29 343 50	
	REVENUE CLASS TOTAL	586 240 00	
216	TRUCK AND AUTOMOBILE PERMIT FEES		
006	State Highway Fund	2 105 413 76	
	REVENUE CLASS TOTAL	2 105 413 76	
	26 SOURCE TOTAL	195 651 129 62	
27	LAND SALES		
400	PRINCIPAL ON LAND SALES		
006	State Highway Fund	52 760 00	
044	Permanent School Fund	220 113 17	
	REVENUE CLASS TOTAL	272 873 17	
	27 SOURCE TOTAL	272 873 17	
28	OIL, GAS & MINERAL ROYALTIES		
402	OIL AND GAS ROYALTIES		
006	State Highway Fund	150 71	
009	Special Game & Fish Fund	10 516 65	
044	Permanent School Fund	42 270 655 11	
045	Permanent University Fund	31 541 164 69	
095	A & M Univ. Mineral Investment Fund	133 645 37	
154	Texas A & I Univ. at Kingsville Spec. Mineral Fd.	3 995 52	
165	Unemployment Comp. Special Admin. Fund	14 96	
267	Parks Board Mineral Fund	7 280 80	
270	Hospitals & Special Schools Mineral Fund	9 932 61	
272	Board of Corrections Mineral Fund	196 573 61	
412	Midwestern Univ. Special Mineral Fund	2 991 58	
	REVENUE CLASS TOTAL	74 176 921 61	
403	OTHER ROYALTIES		
009	Special Game & Fish Fund	1 443 71	

TABLE NO. 3 (Continued)
 RECEIPTS BY SOURCE, REVENUE CLASS, AND FUND
 Year Ended August 31, 1974

	Gross Receipts Year To Date	Refund Receipts Year To Date
28 OIL, GAS & MINERAL ROYALTIES (Continued)		
403 OTHER ROYALTIES (Continued)		
044 Permanent School Fund	\$ 51 106 27	
045 Permanent University Fund	223 693 61	
REVENUE CLASS TOTAL	276 243 59	
28 SOURCE TOTAL	74 453 165 20	
29 SAND, SHELL & GRAVEL SALES		
404 SAND, SHELL AND GRAVEL SALES		
009 Special Game & Fish Fund	2 079 179 03	\$ 100 430 64
011 Available University Fund	187 682 89	
044 Permanent School Fund	19 880 47	
REVENUE CLASS TOTAL	2 286 742 39	100 430 64
29 SOURCE TOTAL	2 286 742 39	100 430 64
30 REAL ESTATE, EQUIPMENT & COMMODITIES SALES		
405 BUILDING SALES		
001 General Revenue Fund	348 00	
006 State Highway Fund	212 710 54	
007 State Building Fund	1 00	
REVENUE CLASS TOTAL	213 059 54	
420 MACHINERY AND EQUIPMENT SALES		
001 General Revenue Fund	373 137 38	
006 State Highway Fund	673 267 01	
009 Special Game & Fish Fund	12 963 55	
019 Vital Statistics Fund	233 84	
023 Department of Agriculture Fund	7 299 09	
026 Unemployment Compensation Admin. Fund	15 796 06	
035 Veterinary Fund	22 00	
036 Insurance Board Operating Fund	1 546 98	
039 Commodity Distribution Fund	194 80	
052 Veterans Land Board Fund	400 00	
059 Special Boat Fund	107 30	
061 Rehabilitation Commission Fund	10 939 58	
062 Comptrollers Operating Fund	1 963 40	
064 State Parks Fund	2 423 64	
072 Attorney General Operating Fund	179 06	
094 Workmens Compensation Fund	501 46	
097 Liquor Act Enforcement Fund	60 00	
112 Central Education Agency Operating Fund	1 600 50	
118 Federal Public Library Service Fund	94 24	
129 Hospital Licensing Fund	99	
141 Federal Adult Blind Fund	5 935 76	
150 Aircraft Fuel Tax Fund	87 37	
155 Railroad Commission Operating Fund	7 560 00	
156 Industrial Revolving Fund	8 855 66	
166 Welfare Administration Operating Fund	3 231 57	
258 North Texas State Univ. Current Fund	560 47	
260 Southwest Texas State Univ. Current Fund	514 46	
266 Vocational Nurse Examiners Fund	485 23	
273 Federal Health Fund	2 191 13	

TABLE NO. 3 (Continued)
 RECEIPTS BY SOURCE, REVENUE CLASS, AND FUND
 Year Ended August 31, 1974

		Gross Receipts Year To Date	Refund Receipts Year To Date
30	REAL ESTATE, EQUIPMENT & COMMODITIES SALES (Continued)		
420	MACHINERY AND EQUIPMENT SALES (Continued)		
	274 Motor Vehicle Inspection Fund	\$ 405 627 61	
	420 Parks & Wildlife Operating Fund	65 583 17	
	448 Federal Revenue Sharing Trust	17 83	
	REVENUE CLASS TOTAL	1 603 381 14	
421	FARM DAIRY AND GARDEN PRODUCTS SALES		
	001 General Revenue Fund	293 878 75	
	009 Special Game & Fish Fund	7 300 29	
	044 Permanent School Fund	7 30	
	064 State Parks Fund	205 58	
	243 Tarleton State University Current Fund	136 604 78	
	254 Texas A & I Univ. at Kingsville Current Fd.	34 242 23	
	255 Texas Technological Univ. Current Fund	265 714 35	
	257 East Texas State Univ. Current Fund	112 048 82	
	259 Sam Houston State Univ. Current Fund	70 638 42	
	260 Southwest Texas State Univ. Current Fund	76 671 73	
	261 Stephen F. Austin State Univ. Current Fund	49 284 45	
	263 West Texas State Univ. Current Fund	116 723 40	
	REVENUE CLASS TOTAL	1 163 320 10	
422	PROCESSED PRODUCTS SALES		
	001 General Revenue Fund	824 62	
	156 Industrial Revolving Fund	2 328 903 27	
	227 Angelo State Univ. Current Fund	56 468 25	
	243 Tarleton State University Current Fund	2 482 44	
	245 Prairie View A & M University Current Fund	49 725 38	
	255 Texas Technological Univ. Current Fund	2 721 91	
	258 North Texas State Univ. Current Fund	21 788 87	
	260 Southwest Texas State Univ. Current Fund	78 350 86	
	REVENUE CLASS TOTAL	2 541 265 60	
423	PUBLICATION AND ADVERTISING SALES		
	001 General Revenue Fund	107 839 55	
	003 State Textbook Fund	1 170 764 31	
	006 State Highway Fund	86 175 38	
	009 Special Game & Fish Fund	302 775 37	
	035 Veterinary Fund	370 44	
	036 Insurance Board Operating Fund	62 252 81	
	039 Commodity Distribution Fund	39 26	
	052 Veterans Land Board Fund	9 902 61	
	059 Special Boat Fund	6 326 25	
	072 Attorney General Operating Fund	1 648 66	
	112 Central Education Agency Operating Fund	16 085 16	
	114 Real Estate License Fund	44 545 15	
	155 Railroad Commission Operating Fund	29 468 80	
	158 Water Rights Administration Fund	13 45	
	166 Welfare Administration Operating Fund	60 32	
	258 North Texas State Univ. Current Fund	4 617 57	
	266 Vocational Nurse Examiners Fund	2 055 15	
	274 Motor Vehicle Inspection Fund	46 274 28	
	421 Criminal Justice Planning Fund	200 00	
	423 Law Library Fund	1 00	
	REVENUE CLASS TOTAL	1 891 415 52	

TABLE NO. 3 (Continued)
 RECEIPTS BY SOURCE, REVENUE CLASS, AND FUND
 Year Ended August 31, 1974

		Gross Receipts Year To Date	Refund Receipts Year To Date
30	REAL ESTATE EQUIPMENT & COMMODITIES SALES (Continued)		
424	OPERATING SUPPLIES SALES		
	006 State Highway Fund	\$ 28 901 39	
	260 Southwest Texas State Univ. Current Fund	94 134 00	
	REVENUE CLASS TOTAL	123 035 39	
425	DORMITORY CAFETERIA & MERCHANDISE SALES		
	001 General Revenue Fund	2 021 987 87	\$ 81 28
	064 State Parks Fund	1 199 543 39	
	257 East Texas State Univ. Current Fund	4 049 75	
	258 North Texas State Univ. Current Fund	12 087 09	
	REVENUE CLASS TOTAL	3 237 668 10	81 28
426	OTHER SALES		
	001 General Revenue Fund	591 207 24	
	006 State Highway Fund	119 371 93	
	009 Special Game & Fish Fund	467 48	
	023 Department of Agriculture Fund	286 62	
	026 Unemployment Compensation Admin. Fund	7 815 48	
	052 Veterans Land Board Fund	2 208 45	
	055 Medical Registration Fund	4 08	
	059 Special Boat Fund	33 00	
	061 Rehabilitation Commission Fund	245 01	
	062 Comptrollers Operating Fund	27 434 41	
	064 State Parks Fund	64 30	
	112 Central Education Agency Operating Fund	3 863 78	
	156 Industrial Revolving Fund	12 661 22	
	231 Texas A & I Univ. at Laredo Current Fd.	5 454 08	
	243 Tarleton State University Current Fund	35 629 44	
	254 Texas A & I Univ. at Kingsville Current Fd.	109 553 11	
	255 Texas Technological Univ. Current Fund	44 854 48	
	257 East Texas State Univ. Current Fund	81 343 12	
	258 North Texas State Univ. Current Fund	1 366 33	
	260 Southwest Texas State Univ. Current Fund	8 622 06	
	261 Stephen F. Austin State Univ. Current Fund	5 631 08	
	262 Sul Ross State Univ. Current Fund	103 753 66	
	263 West Texas State Univ. Current Fund	627 362 43	
	264 Midwestern University Current Fund	33 533 75	
	273 Federal Health Fund	895 90	
	274 Motor Vehicle Inspection Fund	1 430 54	
	420 Parks & Wildlife Operating Fund	511 19	
	448 Federal Revenue Sharing Trust	725 45	
	REVENUE CLASS TOTAL	1 826 329 62	
	30 SOURCE TOTAL	12 599 475 01	81 28
31	MINERAL LEASES, RENTALS & BONUSES		
440	MINERAL LEASE BONUS & PROSPECT RENTAL		
	011 Available University Fund	43 500 00	
	044 Permanent School Fund	56 436 191 09	
	045 Permanent University Fund	12 988 407 83	
	095 A & M Univ. Mineral Investment Fund	26 178 43	
	272 Board of Corrections Mineral Fund	518 560 01	
	REVENUE CLASS TOTAL	70 012 837 36	
	31 SOURCE TOTAL	70 012 837 36	

TABLE NO. 3 (Continued)
RECEIPTS BY SOURCE, REVENUE CLASS, AND FUND
 Year Ended August 31, 1974

		Gross Receipts Year To Date	Refund Receipts Year To Date
32	SURFACE RENTALS, LEASES & EASEMENTS		
441	RENTAL LANDS AND BUILDINGS		
	001 General Revenue Fund	\$ 87 006 11	
	006 State Highway Fund	833 54	
	007 State Building Fund	98 104 70	
	225 University of Houston Current Fund	325 00	
	243 Tarleton State University Current Fund	8 841 35	
	247 Texas Southern University Current Fund	1 030 80	
	257 East Texas State Univ. Current Fund	2 640 00	
	258 North Texas State Univ. Current Fund	33 359 94	
	REVENUE CLASS TOTAL	232 141 44	
442	RENTAL EQUIPMENT		
	006 State Highway Fund	206 80	
	255 Texas Technological Univ. Current Fund	950 27	
	419 Property Tax Committee Fund	262 50	
	REVENUE CLASS TOTAL	1 419 57	
443	OTHER RENTALS, LEASES AND EASEMENTS		
	001 General Revenue Fund	6 126 47	
	002 Available School Fund	178 518 39	
	006 State Highway Fund	26 190 30	
	009 Special Game & Fish Fund	87 761 63	
	011 Available University Fund	1 249 698 68	
	026 Unemployment Compensation Admin. Fund	4 100 00	
	032 Youth Council Mineral Fund	238 82	
	036 Insurance Board Operating Fund	2 028 00	
	044 Permanent School Fund	1 88	
	045 Permanent University Fund	73 820 00	
	064 State Parks Fund	1 158 34	
	166 Welfare Administration Operating Fund	479 06	
	243 Tarleton State University Current Fund	119 03	
	259 Sam Houston State Univ. Current Fund	646 56	
	272 Board of Corrections Mineral Fund	2 143 81	
	274 Motor Vehicle Inspection Fund	998 19	
	REVENUE CLASS TOTAL	1 634 029 16	
	32 SOURCE TOTAL	1 867 590 17	
33	INTEREST ON DEPOSITS		
500	INTEREST ON STATE DEPOSITS		
	001 General Revenue Fund	25 361 074 63	
	002 Available School Fund	1 177 516 22	
	003 State Textbook Fund	344 200 45	
	005 Confederate Pension Fund	127 270 48	
	006 State Highway Fund	11 076 522 42	
	007 State Building Fund	155 837 59	
	011 Available University Fund	725 845 99	
	015 Available Lunatic Asylum Fund	535 31	
	016 Available Deaf & Dumb Institute Fund	475 84	
	017 Available Blind Institute Fund	571 83	
	018 Available Orphans Home Fund	227 19	
	021 Trust Acct-Federal Aid-Highway Act Fund	12 499 52	
	026 Unemployment Compensation Admin. Fund	46 870 25	
	030 Education Agency Driver Education Fund	52 205 73	

TABLE NO 3 (Continued)
 RECEIPTS BY SOURCE, REVENUE CLASS, AND FUND
 Year Ended August 31, 1974

		Gross Receipts Year To Date	Refund Receipts Year To Date
33	INTEREST ON DEPOSITS (Continued)		
500	INTEREST ON STATE DEPOSITS (Continued)		
	037 Federal Child Welfare Service Fund	\$ 141 385 49	
	047 A & M Univ. Available Fund	473 470 98	
	057 County & Road District Highway Fund	214 486 82	
	092 Federal Disaster Fund	750 40	
	117 Federal Public Welfare Admin. Fund	3 856 658 34	
	118 Federal Public Library Service Fund	10 173 46	
	127 Community Affairs Federal Fund	81 573 56	
	134 Federal Older Americans Fund	11 145 43	
	136 Federal Alcoholism Fund	12 998 18	
	141 Federal Adult Blind Fund	8 994 88	
	148 Federal Health Education & Welfare Fund	197 793 98	
	169 Federal Veterans Education Fund	5 360 70	
	171 Federal School Lunch Fund	33 040 36	
	186 College Building Fund 1948-1957	99 51	
	190 Veterans Land Bond Fund Division A	906 95	
	194 Tarleton State University Building Fund	83 78	
	195 UT at Arlington Building Fund	3 85	
	196 Texas Womans University Building Fund	6 66	
	197 Texas A & I University Building Fund	2 52	
	198 UT at El Paso Building Fund	105 88	
	199 Texas Tech Univ. Building Fund	2 48	
	200 East Texas Univ. Building Fund	54 94	
	201 North Texas State University Building Fund	5 83	
	202 Sam Houston State Univ. Building Fund	394 46	
	203 Southwest Texas Univ. Building Fund	18 34	
	204 Stephen F. Austin Univ. Building Fund	1 071 56	
	205 Sul Ross Univ. Building Fund	47 68	
	206 West Texas State University Building Fund	14 01	
	207 Prairie View A & M University Building Fund	37	
	208 Federal Student Loan Fund	30 013 21	
	211 Univ. of Texas Interest & Sinking Fund	18 608 38	
	212 A & M Main Univ. Interest & Sinking Fund	646 17	
	219 Federal Higher Education Fund	32 540 50	
	221 Fed. Civil Defense & Disaster Relief Fund	2 623 89	
	222 Dept. Public Safety Federal Fund	25 659 60	
	223 Federal Land and Water Conservation Fund	92 849 39	
	224 Governors Office Federal Projects Fund	44 309 17	
	268 Federal Market News Fund	6 66	
	273 Federal Health Fund	75 623 34	
	276 Veterans Land Bond Fund Division B	3 469 07	
	301 Texas Southern Univ. Alloc. Fund 1958-1967	570 46	
	306 Texas Womans Univ. Alloc. Fund 1958-67	17 68	
	309 A & I Univ. Allocation Fund 1958-67	19 71	
	312 Texas Tech Univ. Alloc. Fund 1958-67	17 75	
	315 Lamar Univ. Alloc. Fund 1958-67	333 18	
	320 North Tex. State Univ. Alloc. Fund 1958-67	44 00	
	323 East Tex. State Univ. Alloc. Fund 1958-67	218 51	
	324 Sam Houston Univ. Alloc. Fund 1958-67	928 39	
	325 Southwest Texas State Univ. Alloc. Fund 1958-67	86 63	
	326 Stephen F. Austin St. Univ. Alloc. Fund 1958-67	544 77	
	327 Sul Ross State Univ. Alloc. Fund 1958-67	289 28	

TABLE NO. 3 (Continued)
 RECEIPTS BY SOURCE, REVENUE CLASS, AND FUND
 Year Ended August 31, 1974

	Gross Receipts Year To Date	Refund Receipts Year To Date
33 INTEREST ON DEPOSITS (Continued)		
500 INTEREST ON STATE DEPOSITS (Continued)		
328 West Texas State Univ. Alloc. Fund 1958-67	\$ 79 45	
350 Water Development Clearance Fund	5 942 72	
375 Veterans Land Bond Fund Division C	8 679 43	
387 Texas Opportunity Plan Fund	79 669 83	
388 College Student Loans Bonds Int. & Sink. Fund	28 733 52	
389 College Building Fund 1966-1977	483 619 98	
390 UT Arlington 1966-77 Bldg. Bond Sink. Fund	46 527 92	
391 Texas Tech Univ. 1966-1977 Bldg. Bd. Sink. Fd.	62 233 90	
392 North Texas State Univ. 1966-1977 Bldg. Bd. Sink. Fd.	50 673 34	
393 Lamar Univ. 1966-1977 Bldg. Bd. Sink. Fd.	36 427 18	
394 A & I Univ. 1966-77 Bldg. Bd. Sink. Fd.	16 052 44	
395 Texas Womans Univ. 1966-1977 Bldg. Bd. Sink. Fd.	10 521 46	
396 Tex. Southern Univ. 1966-1977 Bldg. Bd. Sink. Fd.	12 532 44	
397 Midwestern Univ. 1966-1977 Bldg. Bd. Sink. Fd.	13 584 53	
398 Univ. of Houston 1966-1977 Bldg. Bd. Sink. Fd.	71 507 63	
399 Pan Am. Univ. 1966-1977 Bldg. Bd. Sink. Fd.	11 001 18	
400 East Tex. St. Univ. 1966-1977 Bldg. Bd. Sink. Fd.	20 678 91	
401 Sam Houston St. Univ. 1966-1977 Bldg. Bd. Sink. Fd.	15 981 46	
402 Southw. Tex. St. Univ. 1966-1977 Bldg. Bd. Sink. Fd.	19 287 21	
403 West Tex. St. Univ. 1966-1977 Bldg. Bd. Sink. Fd.	16 048 43	
404 S. F. Austin St. Univ. 1966-1977 Bldg. Bd. Sink. Fd.	18 685 82	
405 Sul Ross St. Univ. 1966-1977 Bldg. Bd. Sink. Fd.	5 138 71	
406 Angelo St. Univ. 1966-1977 Bldg. Bd. Sink. Fd.	11 651 18	
407 St. Senior Colleges 1966-1977 Bldg. Bd. Sink. Fd.	499 84	
408 Texas Park Development Fund	16 524 29	
409 Texas Park Development Bonds Int. & Sink. Fd.	4 316 74	
410 Veterans Land Bond Fund Div. D Series 1968	4 230 14	
413 Veterans Land Bond Fund Div. D Series 1968A	3 685 96	
415 Veterans Land Bond Fund Div. D Series 1971	2 057 46	
417 Veterans Land Bond Fund Div. D Series 1971A	2 122 93	
426 Veterans Land Bond Fund Div. D Series 1971B	8 851 74	
428 Veterans Land Bond Fund Div. D Series 1972	20 429 77	
429 UT Arlington 72-77 Bldg. Bd. Sink. Fd.	1 368 94	
430 Tex. Southern Univ. 72-77 Bldg. Bd. Sink. Fd.	937 36	
431 Univ. of Houston 72-77 Bldg. Bd. Sink. Fd.	1 981 57	
432 Tex. Womans Univ. 72-77 Bldg. Bd. Sink. Fd.	919 48	
433 A & I Univ. 72-77 Bldg. Bd. Sink. Fd.	3 160 92	
434 Texas Tech. Univ. 72-77 Bldg. Bd. Sink. Fd.	2 863 02	
435 Lamar Univ. 72-77 Bldg. Bd. Sink. Fd.	4 311 65	
436 Midwestern Univ. 72-77 Bldg. Bd. Sink. Fd.	918 23	
437 Pan Am. Univ. 72-77 Bldg. Bd. Sink. Fd.	2 375 91	
438 East Tex. St. Univ. 72-77 Bldg. Bd. Sink. Fd.	2 436 81	
439 North Tex. St. Univ. 72-77 Bldg. Bd. Sink. Fd.	4 459 56	
440 S. F. Austin St. Univ. 72-77 Bldg. Bd. Sink. Fd.	6 615 19	
441 West Tex. St. Univ. 72-77 Bldg. Bd. Sink. Fd.	1 264 77	
442 Angelo St. Univ. 72-77 Bldg. Bd. Sink. Fd.	1 205 47	
443 Sam Houston St. Univ. 72-77 Bldg. Bd. Sink. Fd.	3 984 02	
444 Southw. Tex. St. Univ. 72-77 Bldg. Bd. Sink. Fd.	5 912 91	
445 Sul Ross St. Univ. 72-77 Bldg. Bd. Sink. Fd.	248 33	
446 St. Senior Colleges 72-77 Bldg. Bd. Sink. Fd.	267 24	

TABLE NO. 3 (Continued)
 RECEIPTS BY SOURCE, REVENUE CLASS, AND FUND
 Year Ended August 31, 1974

		Gross Receipts Year To Date	Refund Receipts Year To Date
33	INTEREST ON DEPOSITS (Continued)		
500	INTEREST ON STATE DEPOSITS (Continued)		
	447 Veterans Land Bond Fund Div. D Series 1972A	\$ 19 130 65	
	448 Federal Revenue Sharing Trust	1 446 665 17	
	449 Adjutant General Federal Fund	2 535 86	
	REVENUE CLASS TOTAL	47 083 265 19	
501	INTEREST ON COUNTY DEPOSITS		
	002 Available School Fund	105 49	
	005 Confederate Pension Fund	20 52	
	389 College Building Fund 1966-1977	102 60	
	REVENUE CLASS TOTAL	228 61	
502	INTEREST ON LOCAL DEPOSITS		
	225 University of Houston Current Fund	47 004 82	
	227 Angelo State Univ. Current Fund	11 235 49	
	230 Texas A & I Univ. at Corpus Christi Current Fd.	1 679 90	
	237 Texas State Technical Institute Fund	28 441 11	
	242 A & M Univ. Current Fund	65 796 29	
	243 Tarleton State Univeristy Current Fund	28 461 94	
	244 UT at Arlington Current Fund	72 086 58	
	245 Prairie View A & M University Current Fund	19 229 56	
	248 Univ. of Texas at Austin Current Fund	39 688 38	
	250 UT at El Paso Current Fund	18 784 75	
	254 Texas A & I Univ. at Kingsville Current Fd.	90 652 29	
	255 Texas Technological Univ. Current Fund	183 338 01	
	256 Lamar University Current Fund	105 284 64	
	257 East Texas State Univ. Current Fund	64 012 28	
	258 North Texas State Univ. Current Fund	72 041 26	
	259 Sam Houston State Univ. Current Fund	84 234 28	
	260 Southwest Texas State Univ. Current Fund	64 257 54	
	261 Stephen F. Austin State Univ. Current Fund	35 086 31	
	262 Sul Ross State Univ. Current Fund	16 110 61	
	263 West Texas State Univ. Current Fund	454 50	
	264 Midwestern University Current Fund	42 687 28	
	275 Texas Maritime Academy Current Fund	11 998 94	
	REVENUE CLASS TOTAL	1 102 566 76	
	33 SOURCE TOTAL	48 186 060 56	
34	INTEREST ON SECURITIES OWNED		
510	INTEREST ON INVESTMENTS		
	002 Available School Fund	32 741 310 90	
	011 Available University Fund	23 320 822 86	
	015 Available Lunatic Asylum Fund	11 265 06	
	016 Available Deaf & Dumb Institute Fund	10 875 60	
	017 Available Blind Institute Fund	13 037 46	
	018 Available Orphans Home Fund	4 790 36	
	096 A & M Univ. Mineral Income Fund	50 206 95	
	190 Veterans Land Bond Fund Division A	471 048 50	
	276 Veterans Land Bond Fund Division B	2 223 510 98	
	350 Water Development Clearance Fund	8 922 165 51	
	375 Veterans Land Bond Fund Division C	1 982 709 53	
	387 Texas Opportunity Plan Fund	172 170 46	
	388 College Student Loans Bonds Int. & Sink. Fund	1 700 896 45	

TABLE NO. 3 (Continued)
 RECEIPTS BY SOURCE, REVENUE CLASS, AND FUND
 Year Ended August 31, 1974

		Gross Receipts Year To Date	Refund Receipts Year To Date
34	INTEREST ON SECURITIES OWNED (Continued)		
510	INTEREST ON INVESTMENTS (Continued)		
408	Texas Park Development Fund	\$ 170 488 16	
409	Texas Park Development Bonds Int. & Sink. Fd.	130 732 50	
410	Veterans Land Bond Fund Div. D Series 1968	270 550 63	
413	Veterans Land Bond Fund Div. D Series 1968A	232 220 64	
415	Veterans Land Bond Fund Div. D Series 1971	420 128 14	
417	Veterans Land Bond Fund Div. D Series 1971A	167 552 51	
425	Rural Industrial Development Fund	1 038 89	
426	Veterans Land Bond Fund Div. D Series 1971B	334 223 75	
428	Veterans Land Bond Fund Div. D Series 1972	716 777 50	
447	Veterans Land Bond Fund Div. D Series 1972A	1 139 998 16	
	REVENUE CLASS TOTAL	75 208 521 50	
511	DIVIDENDS ON CORPORATE STOCK		
002	Available School Fund	16 623 282 70	
011	Available University Fund	12 407 724 67	
	REVENUE CLASS TOTAL	29 031 007 37	
516	ACCRUED INT. & PREMIUMS ON SALE OF STATE BONDS		
011	Available University Fund	94 195 09	
047	A & M Univ. Available Fund	43 957 33	
388	College Student Loans Bonds Int. & Sink. Fund	53 870 65	
390	UT Arlington 1966-77 Bldg. Bd. Sink. Fund	3 539 90	
395	Tex. Womans Univ. 1966-1977 Bldg. Bd. Sink. Fd.	149 62	
	REVENUE CLASS TOTAL	195 712 59	
	34 SOURCE TOTAL	104 435 241 46	
35	INTEREST ON LAND SALES		
515	INTEREST ON LAND SALES		
002	Available School Fund	56 419 43	
190	Veterans Land Bond Fund Division A	152 044 93	
276	Veterans Land Bond Fund Division B	906 833 89	
375	Veterans Land Bond Fund Division C	2 612 914 26	
410	Veterans Land Bond Fund Div. D Series 1968	1 507 713 94	
413	Veterans Land Bond Fund Div. D Series 1968A	1 540 285 29	
415	Veterans Land Bond Fund Div. D Series 1971	1 269 842 65	
417	Veterans Land Bond Fund Div. D Series 1971A	1 128 772 74	
426	Veterans Land Bond Fund Div. D Series 1971B	531 669 64	
428	Veterans Land Bond Fund Div. D Series 1972	901 946 42	
447	Veterans Land Bond Fund Div. D Series 1972A	258 682 53	
	REVENUE CLASS TOTAL	10 867 125 72	
	35 SOURCE TOTAL	10 867 125 72	
36	MISCELLANEOUS INTEREST		
517	OTHER INTEREST		
001	General Revenue Fund	229 364 15	
002	Available School Fund	3 186 13	
011	Available University Fund	2 865 74	
390	UT Arlington 1966-77 Bldg. Bd. Sink. Fund	19 655 00	
421	Criminal Justice Planning Fund	10 352 60	
	REVENUE CLASS TOTAL	265 423 62	

TABLE NO. 3 (Continued)
 RECEIPTS BY SOURCE, REVENUE CLASS, AND FUND
 Year Ended August 31, 1974

		Gross Receipts Year To Date	Refund Receipts Year To Date
36	MISCELLANEOUS INTEREST (Continued)		
518	INTEREST ON LOANS TO COLLEGE STUDENTS		
387	Texas Opportunity Plan Fund	\$ 5 266 646 26	
	REVENUE CLASS TOTAL	5 266 646 26	
	36 SOURCE TOTAL	5 532 069 88	
37	PAY PATIENT COLLECTIONS		
303	SUPPORT & MAINTENANCE OF PATIENTS FEES		
001	General Revenue Fund	16 061 239 79	
	REVENUE CLASS TOTAL	16 061 239 79	
	37 SOURCE TOTAL	16 061 239 79	
38	OTHER MISCELLANEOUS REVENUE		
550	COURT COST		
001	General Revenue Fund	53 534 49	
009	Special Game & Fish Fund	15 166 20	
026	Unemployment Compensation Admin. Fund	14 283 16	
059	Special Boat Fund	2 566 00	
064	State Parks Fund	3 00	
421	Criminal Justice Planning Fund	6 322 444 45	
	REVENUE CLASS TOTAL	6 407 997 30	
551	OTHER PENALTIES		
001	General Revenue Fund	1 300 00	
009	Special Game & Fish Fund	489 280 68	
059	Special Boat Fund	73 250 92	
064	State Parks Fund	3 177 20	
165	Unemployment Comp. Special Admin. Fund	1 274 075 92	\$ 14 262 13
	REVENUE CLASS TOTAL	1 841 084 72	14 262 13
555	CONFISCATIONS		
001	General Revenue Fund	9 292 54	
009	Special Game & Fish Fund	36 540 98	
067	Confiscated Liquor Fund	5 003 66	207 50
	REVENUE CLASS TOTAL	50 837 18	207 50
560	JUDGMENTS		
001	General Revenue Fund	787 142 44	
276	Veterans Land Bond Fund Division B	7 810 80	
	REVENUE CLASS TOTAL	794 953 24	
561	INTEREST ON JUDGMENTS		
001	General Revenue Fund	256 92	
276	Veterans Land Bond Fund Division B	2 907 26	
	REVENUE CLASS TOTAL	3 164 18	
562	ESCHEATED ESTATES		
001	General Revenue Fund	484 576 66	
002	Available School Fund	305 555 34	
152	Escheat Expense & Reimbursement Fd.	31 109 36*	9 417 94
164	Conservators Expense Fund	44 213 53	
	REVENUE CLASS TOTAL	803 236 17	9 417 94
563	FORFEITURES		
001	General Revenue Fund	1 081 52	
006	State Highway Fund	1 758 04	
007	State Building Fund	150 00	

*Indicates Negative

TABLE NO. 3 (Continued)
 RECEIPTS BY SOURCE, REVENUE CLASS, AND FUND
 Year Ended August 31, 1974

		Gross Receipts Year To Date	Refund Receipts Year To Date
38	OTHER MISCELLANEOUS REVENUE (Continued)		
563	FORFEITURES (Continued)		
009	Special Game & Fish Fund	\$ 54 50	
141	Federal Adult Blind Fund	4 47	
155	Railroad Commission Operating Fund	37 95	
166	Welfare Administration Operating Fund	1 05	
273	Federal Health Fund	3 90	
	REVENUE CLASS TOTAL	3 091 43	
564	INSURANCE AND DAMAGES		
001	General Revenue Fund	16 099 44	
006	State Highway Fund	883 873 30	
009	Special Game & Fish Fund	90 57	
023	Department of Agriculture Fund	350 55	
026	Unemployment Compensation Admin. Fund	116 45	
039	Commodity Distribution Fund	585 99	
059	Special Boat Fund	58 10	
061	Rehabilitation Commission Fund	1 037 89	
064	State Parks Fund	270 16	
072	Attorney General Operating Fund	2 700 00	
083	Donated Commodity Distribution Fund	14 837 20	
150	Aircraft Fuel Tax Fund	14 85	
155	Railroad Commission Operating Fund	97 88	
166	Welfare Administration Operating Fund	10 829 25	
273	Federal Health Fund	565 68	
274	Motor Vehicle Inspection Fund	13 268 16	
420	Parks & Wildlife Operating Fund	3 127 00	
	REVENUE CLASS TOTAL	947 922 47	
565	WARRANTS VOIDED BY STATUTE OF LIMITATION		
001	General Revenue Fund	31 875 01	
002	Available School Fund	57 69	
005	Confederate Pension Fund	80 00	
006	State Highway Fund	16 608 35	
007	State Building Fund	3 50	
009	Special Game & Fish Fund	828 71	
011	Available University Fund	1 271 43	
019	Vital Statistics Fund	3 524 70	
026	Unemployment Compensation Admin. Fund	7 72	
034	Optometry Fund	68	
035	Veterinary Fund	7 14	
036	Insurance Board Operating Fund	39 78	
039	Commodity Distribution Fund	55 56	
047	A & M Univ. Available Fund	56 00	
060	Highway Motor Fuel Tax Fund	4 942 81	
061	Rehabilitation Commission Fund	9 936 58	
062	Comptrollers Operating Fund	128 50	
063	Land & Water Recreation & Safety Fund	51 74	
064	State Parks Fund	50 50	
070	Bicentennial Fund	19 60	
097	Liquor Act Enforcement Fund	18 60	
099	Operators & Chauffeurs License Fund	77 00	
112	Central Education Agency Operating Fund	256 62	
114	Real Estate License Fund	4 00	
120	Omnibus Tax Clearance Fund	287 07	

TABLE NO. 3 (Continued)
 RECEIPTS BY SOURCE, REVENUE CLASS, AND FUND
 Year Ended August 31, 1974

		Gross Receipts Year To Date	Refund Receipts Year To Date
38	OTHER MISCELLANEOUS REVENUE (Continued)		
565	WARRANTS VOIDED BY STATUTE OF LIMITATION (Continued)		
141	Federal Adult Blind Fund	\$ 1 803 37	
150	Aircraft Fuel Tax Fund	89 16	
152	Escheat Expense & Reimbursement Fd.	21 00	
155	Railroad Commission Operating Fund	68 55	
156	Industrial Revolving Fund	826 18	
164	Conservators Expense Fund	2 21	
165	Unemployment Comp. Special Admin. Fund	52 64	
166	Welfare Administration Operating Fund	1 033 21	
167	Welfare Assistance Operating Fund	212 423 00	
168	Welfare Assistance Fund	797 74	
171	Federal School Lunch Fund	483 58	
221	Fed. Civil Defense & Disaster Relief Fund	256 29	
224	Governors Office Federal Projects Fund	74 79	
225	University of Houston Current Fund	169 50	
226	Pan American Univ. Current Fund	162 20	
227	Angelo State Univ. Current Fund	3 95	
242	A & M Univ. Current Fund	290 32	
244	UT at Arlington Current Fund	104 29	
245	Prairie View A & M University Current Fund	51 50	
247	Texas Southern University Current Fund	254 00	
248	Univ. of Texas at Austin Current Fund	483 57	
250	UT at El Paso Current Fund	9 63	
253	Texas Womans University Current Fund	72 36	
254	Texas A & I Univ. at Kingsville Current Fd.	10 04	
255	Texas Technological Univ. Current Fund	470 74	
256	Lamar University Current Fund	75 35	
257	East Texas State Univ. Current Fund	120 04	
258	North Texas State Univ. Current Fund	50 10	
259	Sam Houston State Univ. Current Fund	133 23	
260	Southwest Texas State Univ. Current Fund	16 70	
261	Stephen F. Austin State Univ. Current Fund	139 80	
262	Sul Ross State Univ. Current Fund	27 90	
263	West Texas State Univ. Current Fund	222 38	
264	Midwestern University Current Fund	25 00	
272	Board of Corrections Mineral Fund	79 50	
273	Federal Health Fund	763 44	
274	Motor Vehicle Inspection Fund	564 23	
275	Texas Maritime Academy Current Fund	41 00	
387	Texas Opportunity Plan Fund	947 00	
	REVENUE CLASS TOTAL	293 408 78	
566	JUDGES RETIREMENT CONTRIBUTION		
001	General Revenue Fund	393 675 79	\$ 16 098 74
	REVENUE CLASS TOTAL	393 675 79	16 098 74
567	COST REIMBURSEMENT ABANDONED MOTOR VEHICLES		
274	Motor Vehicle Inspection Fund	1 764 67	
	REVENUE CLASS TOTAL	1 764 67	
568	UNCLAIMED SALES ABANDONED MTR VEHICLES		
274	Motor Vehicle Inspection Fund	7 81	
	REVENUE CLASS TOTAL	7 81	
569	UNEMPLOYMENT BENEFIT REPAID		
001	General Revenue Fund	334 516 57	
	REVENUE CLASS TOTAL	334 516 57	

TABLE NO. 3 (Continued)
 RECEIPTS BY SOURCE, REVENUE CLASS, AND FUND
 Year Ended August 31, 1974

		Gross Receipts Year To Date	Refund Receipts Year To Date
38	OTHER MISCELLANEOUS REVENUE (Continued)		
570	OTHER MISCELLANEOUS GOVERNMENTAL REVENUE		
	001 General Revenue Fund	\$ 390 610 84	
	006 State Highway Fund	193 929 81	
	009 Special Game & Fish Fund	42 850 38	
	026 Unemployment Compensation Admin. Fund	6 00	
	031 Texas Parks Fund	3 977 00	
	044 Permanent School Fund	4 183 670 09	
	045 Permanent University Fund	1 373 458 14 *	
	047 A & M Univ. Available Fund	4 478 764 40	
	052 Veterans Land Board Fund	899 84	
	056 Professional Engineers Fund	594 50	
	059 Special Boat Fund	712 00	
	062 Comptrollers Operating Fund	209 50	
	064 State Parks Fund	9 536 70	
	080 Land Office Permit Fee Fund	1 680 00	
	099 Operators & Chauffeurs License Fund	1 468 88	
	112 Central Education Agency Operating Fund	468 77	
	117 Federal Public Welfare Admin. Fund	6 000 027 00	
	127 Community Affairs Federal Fund	525 45	
	158 Water Rights Administration Fund	24 000 00	
	190 Veterans Land Bond Fund Division A	3 075 61	
	208 Federal Student Loan Fund	1 738 00	
	225 University of Houston Current Fund	23 055 10	
	247 Texas Southern University Current Fund	142 00	\$ 6 95
	250 UT at El Paso Current Fund	36 000 00	
	254 Texas A & I Univ. at Kingsville Current Fd.	8 160 34	
	257 East Texas State Univ. Current Fund	92 146 27	2 00
	258 North Texas State Univ. Current Fund	14 565 39	
	259 Sam Houston State Univ. Current Fund	39 708 94	
	273 Federal Health Fund	63 719 09	
	274 Motor Vehicle Inspection Fund	4 078 00	
	276 Veterans Land Bond Fund Division B	3 737 32	
	350 Water Development Clearance Fund	10 111 64	
	375 Veterans Land Bond Fund Division C	6 149 17	
	410 Veterans Land Bond Fund Div. D Series 1968	4 762 95	
	413 Veterans Land Bond Fund Div. D Series 1968A	2 364 76	
	415 Veterans Land Bond Fund Div. D Series 1971	3 047 37	
	417 Veterans Land Bond Fund Div. D Series 1971A	2 953 29	
	420 Parks & Wildlife Operating Fund	19 59	
	421 Criminal Justice Planning Fund	13 803 15	
	426 Veterans Land Bond Fund Div. D Series 1971B	7 447 88	
	428 Veterans Land Bond Fund Div. D Series 1972	5 836 27	
	447 Veterans Land Bond Fund Div. D Series 1972A	7 063 78	
	REVENUE CLASS TOTAL	14 314 158 93	8 95
571	DEPART TRANS TEX-AN TELECOMMUNICATIONS SERV		
	001 General Revenue Fund	89 196 78	
	REVENUE CLASS TOTAL	89 196 78	
	38 SOURCE TOTAL	26 279 016 02	39 995 26

* Indicates Negative

TABLE NO. 3 (Continued)
 RECEIPTS BY SOURCE, REVENUE CLASS, AND FUND
 Year Ended August 31, 1974

		Gross Receipts Year To Date	Refund Receipts Year To Date
39	FEDERAL GRANTS—HIGHWAYS		
530	FEDERAL GRANTS		
006	State Highway Fund	\$ 218 520 762 33	
071	Texas Highway Beautification Fund	1 184 200 00	
	REVENUE CLASS TOTAL	219 704 962 33	
	39 SOURCE TOTAL	219 704 962 33	
40	FEDERAL GRANTS—PUBLIC HEALTH		
530	FEDERAL GRANTS		
001	General Revenue Fund	531 917 45	
153	Water Quality Fund	1 886 051 68	\$ 1 592 00
273	Federal Health Fund	18 152 011 70	12 640 30
	REVENUE CLASS TOTAL	20 569 980 83	14 232 30
	40 SOURCE TOTAL	20 569 980 83	14 232 30
41	FEDERAL GRANTS—PUBLIC WELFARE		
530	FEDERAL GRANTS		
039	Commodity Distribution Fund	6 731 721 84	677 511 46
061	Rehabilitation Commission Fund	49 768 961 69	
117	Federal Public Welfare Admin. Fund	504 677 707 67	
166	Welfare Administration Operating Fund	2 826 906 66	
	REVENUE CLASS TOTAL	564 005 297 86	677 511 46
	41 SOURCE TOTAL	564 005 297 86	677 511 46
42	FEDERAL GRANTS—PUBLIC EDUCATION		
530	FEDERAL GRANTS		
001	General Revenue Fund	161 473 48	
148	Federal Health Education & Welfare Fund	154 191 261 86	
169	Federal Veterans Education Fund	412 315 07	
171	Federal School Lunch Fund	82 137 626 96	
208	Federal Student Loan Fund	1 511 014 05	
219	Federal Higher Education Fund	511 258 00	
237	Texas State Technical Institute Fund	84 739 62	
243	Tarleton State University Current Fund	5 825 33	
275	Texas Maritime Academy Current Fund	75 000 00	
	REVENUE CLASS TOTAL	239 090 514 37	
	42 SOURCE TOTAL	239 090 514 37	
43	FEDERAL GRANTS—OTHER		
530	FEDERAL GRANTS		
001	General Revenue Fund	2 726 131 33	10 452 88
006	State Highway Fund	3 688 23	
009	Special Game & Fish Fund	2 826 988 79	
023	Department of Agriculture Fund	53 505 27	
026	Unemployment Compensation Admin. Fund	50 734 382 81	
029	Traffic Safety Fund	3 686 381 82	
041	Water Development Board Fund	73 394 48	
059	Special Boat Fund	218 386 96	
065	Land Office Sale Fee Fund	41 501 90	

TABLE NO. 3 (Continued)
 RECEIPTS BY SOURCE, REVENUE CLASS, AND FUND
 Year Ended August 31, 1974

		Gross Receipts Year To Date	Refund Receipts Year To Date
43	FEDERAL GRANTS—OTHER (Continued)		
530	FEDERAL GRANTS (Continued)		
	070 Bicentennial Fund	\$ 21 000 00	
	081 Public Safety Building Fund	269 850 15	
	092 Federal Disaster Fund	2 110 132 03	\$ 26 758 20
	094 Workmens Compensation Fund	500 00	
	102 Air Control Board Fund	1 575 819 00	
	118 Federal Public Library Service Fund	1 133 913 66	
	123 Water Development Board Planning Fund	206 876 99	
	126 Industrial Commission Fund	239 390 55	
	127 Community Affairs Federal Fund	12 305 980 31	
	134 Federal Older Americans Fund	6 144 403 00	
	136 Federal Alcoholism Fund	2 181 972 00	
	141 Federal Adult Blind Fund	9 470 855 00	
	150 Aircraft Fuel Tax Fund	40 133 55	
	221 Fed. Civil Defense & Disaster Relief Fund	755 000 00	8 679 86
	222 Dept. Public Safety Federal Fund	230 826 12	849 00
	223 Federal Land and Water Conservation Fund	6 149 546 42	
	224 Governors Office Federal Projects Fund	1 792 429 10	
	268 Federal Market News Fund	5 084 72	
	274 Motor Vehicle Inspection Fund	22 945 78	
	421 Criminal Justice Planning Fund	38 623 516 97	260 103 46
	449 Adjutant General Federal Fund	263 874 46	
	REVENUE CLASS TOTAL	143 908 411 40	306 843 40
	43 SOURCE TOTAL	143 908 411 40	306 843 40
44	GRANTS & DONATIONS—OTHERS		
531	COUNTY AND CITY GRANTS		
	001 General Revenue Fund	32 965 00	
	006 State Highway Fund	4 325 782 67	
	041 Water Development Board Fund	172 395 51	
	061 Rehabilitation Commission Fund	1 173 48	
	134 Federal Older Americans Fund	17 729 23	
	224 Governors Office Federal Projects Fund	10 000 00	
	REVENUE CLASS TOTAL	4 560 045 89	
532	OTHER POLITICAL SUB-DIVISION GRANTS		
	001 General Revenue Fund	202 960 81	
	041 Water Development Board Fund	197 802 00	
	REVENUE CLASS TOTAL	400 762 81	
540	OTHER DONATIONS AND GRANTS		
	001 General Revenue Fund	770 637 10	
	006 State Highway Fund	582 640 78	
	041 Water Development Board Fund	56 208 65	
	061 Rehabilitation Commission Fund	660 059 48	
	064 State Parks Fund	391 34	
	072 Attorney General Operating Fund	2 652 23	
	117 Federal Public Welfare Admin. Fund	176 688 86	
	155 Railroad Commission Operating Fund	147 846 20	
	166 Welfare Administration Operating Fund	2 587 330 89	120 927 23
	224 Governors Office Federal Projects Fund	77 386 40	
	227 Angelo State Univ. Current Fund	8 961 00	

TABLE NO. 3 (Continued)
 RECEIPTS BY SOURCE, REVENUE CLASS, AND FUND
 Year Ended August 31, 1974

	Gross Receipts Year To Date	Refund Receipts Year To Date
44 GRANTS & DONATIONS—OTHERS (Continued)		
540 OTHER DONATIONS AND GRANTS (Continued)		
237 Texas State Technical Institute Fund	\$ 2 633 20	
REVENUE CLASS TOTAL	5 073 436 13	\$ 120 927 23
44 SOURCE TOTAL	10 034 244 83	120 927 23
45 REVENUE SHARE		
530 FEDERAL GRANTS		
448 Federal Revenue Share Trust	97 041 388 00	
REVENUE CLASS TOTAL	97 041 388 00	
45 SOURCE TOTAL	97 041 388 00	
99 INTERFUND TRANSFERS		
199 REVENUE REFUNDS APPLIED		
001 General Revenue Fund	3 534 121 09	
009 Special Game & Fish Fund	100 435 64	
019 Vital Statistics Fund	38 413 45	
026 Unemployment Compensation Admin. Fund	413 21	
039 Commodity Distribution Fund	677 511 46	
058 Feed Control Fund	126 10	
059 Special Boat Fund	474 25	
060 Highway Motor Fuel Tax Fund	8 607 724 26	
067 Confiscated Liquor Fund	207 50	
086 Dental Registration Fund	1 705 00	
092 Federal Disaster Fund	26 758 20	
097 Liquor Act Enforcement Fund	714 319 39	
120 Omnibus Tax Clearance Fund	442 968 88	
152 Escheat Expense & Reimbursement Fd.	9 417 94	
153 Water Quality Fund	1 592 00	
165 Unemployment Comp. Special Admin. Fund	14 262 13	
166 Welfare Administration Operating Fund	120 927 23	
221 Fed. Civil Defense & Disaster Relief Fund	8 679 86	
222 Dept. Public Safety Federal Fund	849 00	
227 Angelo State Univ. Current Fund	11 851 32	
228 Tyler State College Current Fund	1 086 65	
230 Texas A & I Univ. at Corpus Christi Current Fd.	4 387 20	
231 Texas A & I Univ. at Laredo Current Fund	2 266 30	
242 A & M Univ. Current Fund	167 307 40	
243 Tarleton State University Current Fund	5 729 20	
244 UT at Arlington Current Fund	13 575 00	
245 Prairie View A & M University Current Fund	3 349 90	
247 Texas Southern University Current Fund	16 504 00	
248 Univ. of Texas at Austin Current Fund	317 00	
254 Texas A & I Univ. at Kingsville Current Fd.	37 291 50	
255 Texas Technological Univ. Current Fund	48 568 54	
256 Lamar University Current Fund	25 870 32	
257 East Texas State Univ. Current Fund	11 762 55	
259 Sam Houston State Univ. Current Fund	540 00	
260 Southwest Texas State Univ. Current Fund	46 773 05	
262 Sul Ross State Univ. Current Fund	5 759 40	
263 West Texas State Univ. Current Fund	8 392 65	

TABLE NO. 3 (Continued)
 RECEIPTS BY SOURCE, REVENUE CLASS, AND FUND
 Year Ended August 31, 1974

		Gross Receipts Year To Date	Refund Receipts Year To Date
99	INTERFUND TRANSFERS (Continued)		
199	REVENUE REFUNDS APPLIED (Continued)		
	264 Midwestern University Current Fund	\$ 12 120 28	
	273 Federal Health Fund	12 640 30	
	274 Motor Vehicle Inspection Fund	181 871 50	
	275 Texas Maritime Academy Current Fund	430 60	
	421 Criminal Justice Planning Fund	260 103 46	
	REVENUE CLASS TOTAL	15 179 404 71	
600	SALE OF STATE BONDS ISSUED		
	388 College Student Loans Bonds Int. & Sink. Fund	15 000 000 00	
	REVENUE CLASS TOTAL	15 000 000 00	
601	SALE/REDEMP. OF INV.; CITY CNTY. & DIST. BONDS		
	044 Permanent School Fund	4 433 946 10	
	048 Permanent Blind Institute Fund	10 000 00	
	051 Permanent Orphans Home Fund	1 000 00	
	REVENUE CLASS TOTAL	4 444 946 10	
603	SALE/REDEMP. OF INV.; CORPORATE SECURITIES		
	044 Permanent School Fund	98 000 00	
	045 Permanent University Fund	103 301 009 00	
	REVENUE CLASS TOTAL	103 399 009 00	
606	SALE OF CORPORATE STOCK		
	044 Permanent School Fund	3 453 342 48	
	045 Permanent University Fund	3 027 780 79	
	REVENUE CLASS TOTAL	6 481 123 27	
607	SALE/REDEMP. OF INV.; U S GOV. SECURITIES		
	007 State Building Fund	800 000 00	
	044 Permanent School Fund	38 830 000 00	
	045 Permanent University Fund	28 750 000 00	
	048 Permanent Blind Institute Fund	6 000 00	
	049 Permanent Deaf & Dumb Institute Fund	1 000 00	
	051 Permanent Orphans Home Fund	8 000 00	
	095 A & M Univ. Mineral Investment Fund	40 000 00	
	096 A & M Univ. Mineral Income Fund	10 000 00	
	190 Veterans Land Bond Fund Division A	2 543 000 00	
	276 Veterans Land Bond Fund Division B	6 960 000 00	
	278 Veterans Land Bond Fund Division A Res.	100 000 00	
	281 Veterans Land Bond Fund Division B Res.	362 000 00	
	351 Water Development Fund	43 534 000 00	
	352 Water Dev. Bonds Int. & Sinking Fund	33 667 000 00	
	375 Veterans Land Bond Fund Division C	10 214 000 00	
	376 Veterans Land Bond Fund Division C Res.	3 007 000 00	
	387 Texas Opportunity Plan Fund	9 900 000 00	
	388 College Student Loans Bonds Int. & Sink. Fund	21 701 000 00	
	408 Texas Park Development Fund	10 152 000 00	
	409 Texas Park Development Bonds Int. & Sinking Fd.	5 675 000 00	
	410 Veterans Land Bond Fund Div. D Series 1968	2 780 000 00	
	411 Veterans Land Bond Fund Div. D Res.	1 300 000 00	
	413 Veterans Land Bond Fund Div. D Series 1968A	2 051 000 00	
	415 Veterans Land Bond Fund Div. D Series 1971	1 505 000 00	
	417 Veterans Land Bond Fund Div. D Series 1971A	2 810 000 00	
	426 Veterans Land Bond Fund Div. D Series 1971B	13 301 000 00	
	428 Veterans Land Bond Fund Div. D Series 1972	32 320 000 00	
	447 Veterans Land Bond Fund Div. D Series 1972A	47 900 000 00	

TABLE NO. 3 (Continued)
 RECEIPTS BY SOURCE, REVENUE CLASS, AND FUND
 Year Ended August 31, 1974

		Gross Receipts Year To Date	Refund Receipts Year To Date
99	INTERFUND TRANSFERS (Continued)		
607	SALE/REDEMP. OF INV.; U S GOV. SECURITIES (Continued)		
	448 Federal Revenue Sharing Trust	\$ 257 700 000 00	
	REVENUE CLASS TOTAL	577 927 000 00	
608	SALE/REDEMP. OF INV.; NOTES & OTHERS		
	045 Permanent University Fund	3 978 209 04	
	095 A & M Univ. Mineral Investment Fund	242 780 00	
	096 A & M Univ. Mineral Income Fund	139 197 51	
	425 Rural Industrial Development Fund	358 77	
	REVENUE CLASS TOTAL	4 360 545 32	
610	REPAYMENT OF LOANS POLITICAL SUB-DIV.		
	351 Water Development Fund	3 366 500 00	
	REVENUE CLASS TOTAL	3 366 500 00	
612	REPAYMENT OF WATER STORAGE CONTRACTS		
	350 Water Development Clearance Fund	656 452 95	
	REVENUE CLASS TOTAL	656 452 95	
615	PETTY CASH ADVANCE REPAYMENTS		
	088 Board of Cosmetologists Fund	60 05	
	REVENUE CLASS TOTAL	60 05	
617	REPAYMENT OF PRINCIPAL VETERANS LAND NOTES		
	190 Veterans Land Bond Fund Division A	585 629 39	
	276 Veterans Land Bond Fund Division B	2 749 084 98	
	375 Veterans Land Bond Fund Division C	4 799 594 68	
	410 Veterans Land Bond Fund Div. D Series 1968	1 608 264 81	
	413 Veterans Land Bond Fund Div. D Series 1968A	1 783 580 88	
	415 Veterans Land Bond Fund Div. D Series 1971	1 072 584 82	
	417 Veterans Land Bond Fund Div. D Series 1971A	788 026 63	
	426 Veterans Land Bond Fund Div. D Series 1971B	867 304 01	
	428 Veterans Land Bond Fund Div. D Series 1972	1 792 859 00	
	447 Veterans Land Bond Fund Div. D Series 1972A	2 084 160 55	
	REVENUE CLASS TOTAL	18 131 089 75	
618	REPAYMENT OF PRINCIPAL COLLEGE STUDENT LOANS		
	387 Texas Opportunity Plan Fund	10 247 799 12	
	REVENUE CLASS TOTAL	10 247 799 12	
620	UNEXPENDED BALANCES		
	001 General Revenue Fund	4 109 311 41	
	002 Available School Fund	10 854 61	
	005 Confederate Pension Fund	4 293 056 12*	
	006 State Highway Fund	30 258 63	
	007 State Building Fund	4 293 056 12	
	010 Motor Vehicle Insurance Fund	90 000 00	
	013 Fire Insurance Fund	625 000 00	
	014 Compensation Insurance Fund	240 000 00	
	015 Available Lunatic Asylum Fund	11 800 37*	
	016 Available Deaf & Dumb Institute Fund	11 344 84*	
	017 Available Blind Institute Fund	13 146 10*	
	018 Available Orphans Home Fund	4 935 39*	
	031 Texas Parks Fund	87 19	
	033 Sanitariums Registration and License Fund	120 27*	
	036 Insurance Board Operating Fund	1 498 000 00*	
	062 Comptrollers Operating Fund	77 524 94*	

*Indicates Negative

TABLE NO. 3 (Continued)
 RECEIPTS BY SOURCE, REVENUE CLASS, AND FUND
 Year Ended August 31, 1974

		Gross Receipts Year To Date	Refund Receipts Year To Date
99	INTERFUND TRANSFERS (Continued)		
620	UNEXPENDED BALANCES (Continued)		
085	Insurance Agents License Fund	\$ 15 000 00	
088	Board of Cosmetologists Fund	200 00*	
093	Managing General Agents Fund	10 000 00	
103	Credit Insurance Fund	40 000 00	
110	Fire Extinguisher Fund	2 000 00	
114	Real Estate License Fund	150 000 00*	
115	Insurance Fee Fund	400 000 00	
117	Federal Public Welfare Admin. Fund	166 557 42	
119	Fire Works License Fund	15 448 50	
124	LCL Recording Agents and Slstrs. Lcns. Fund	15 000 00	
155	Railroad Commission Operating Fund	3 015 090 86*	
161	Casualty Insurance Fund	10 000 00	
162	Title Insurance Fund	30 000 00	
167	Welfare Assistance Operating Fund	332 689 75*	
168	Welfare Assistance Fund	741 49*	
180	Burial Association Rate Fund	1 000 00	
	REVENUE CLASS TOTAL	694 923 75	
621	SERVICE CHARGES		
001	General Revenue Fund	844 431 02	
006	State Highway Fund	160 702 66*	
007	State Building Fund	2 639 26*	
009	Special Game & Fish Fund	127 889 00*	
010	Motor Vehicle Insurance Fund	11 500 00*	
013	Fire Insurance Fund	105 000 00*	
014	Compensation Insurance Fund	42 000 00*	
020	Motor Vehicle Commission Fund	774 34*	
024	Psychologists Licensing Fund	9 148 80*	
026	Unemployment Compensation Admin. Fund	547 961 11*	
034	Optometry Fund	5 450 35*	
035	Veterinary Fund	711 37*	
036	Insurance Board Operating Fund	96 653 25*	
040	Barber Examiners Fund	29 696 00*	
054	Insurance Examination Fund	78 700 00*	
055	Medical Registration Fund	17 700 00*	
056	Professional Engineers Fund	27 386 00*	
057	County & Road District Highway Fund	10 481 74*	
069	Board of Landscape Architect & Irrigation Fd.	3 187 04*	
075	Registered Public Surveyors Fund	1 985 66*	
086	Dental Registration Fund	9 292 30*	
097	Liquor Act Enforcement Fund	14 569 99*	
114	Real Estate License Fund	1 609 77*	
115	Insurance Fee Fund	21 000 00*	
140	Chiropractic Examiners Fund	716 32*	
150	Aircraft Fuel Tax Fund	2 403 07*	
161	Casualty Insurance Fund	10 500 00*	
162	Title Insurance Fund	2 100 00*	
165	Unemployment Comp. Special Admin. Fund	528 007 82	
180	Burial Association Rate Fund	525 00*	
220	Basic Science Examination Fund	6 874 58*	

* Indicates Negative

TABLE NO. 3 (Continued)
 RECEIPTS BY SOURCE, REVENUE CLASS, AND FUND
 Year Ended August 31, 1974

	Gross Receipts Year To Date	Refund Receipts Year To Date
99 INTERFUND TRANSFERS (Continued)		
621 SERVICE CHARGES (Continued)		
222 Dept. Public Safety Federal Fund	\$ 14 223 33*	
419 Property Tax Committee Fund	8 098 12*	
424 Structural Pest Control Fund	959 78*	
REVENUE CLASS TOTAL	00	
624 DEPARTMENTAL TRANSFER—CENTREX TELE. SERVICE		
001 General Revenue Fund	2 098 138 41	
REVENUE CLASS TOTAL	2 098 138 41	
625 DEPT. TRANS—SALES OF SUPPLIES & SER.		
001 General Revenue Fund	15 419 536 50	
002 Available School Fund	25 00	
003 State Textbook Fund	56 07	
006 State Highway Fund	3 417 886 49	
007 State Building Fund	1 161 177 27	
009 Special Game & Fish Fund	29 657 22	
023 Department of Agriculture Fund	619 09	
026 Unemployment Compensation Admin. Fund	394 953 89	
029 Traffic Safety Fund	57 194 20	
030 Education Agency Driver Education Fund	429 842 59	
031 Texas Parks Fund	195 66	
036 Insurance Board Operating Fund	2 206 40	
039 Commodity Distribution Fund	34 274 00	
041 Water Development Board Fund	255 637 97	
055 Medical Registration Fund	1 696 14	
059 Special Boat Fund	2 330 00	
061 Rehabilitation Commission Fund	661 318 31	
062 Comptrollers Operating Fund	3 878 43	
064 State Parks Fund	544 90	
072 Attorney General Operating Fund	261 664 58	
086 Dental Registration Fund	515 16	
094 Workmens Compensation Fund	2 485 65	
112 Central Education Agency Operating Fund	249 00	
117 Federal Public Welfare Admin. Fund	5 436 09	
127 Community Affairs Federal Fund	105 535 55	
141 Federal Adult Blind Fund	172 324 06	
148 Federal Health Education & Welfare Fund	303 626 64	
150 Aircraft Fuel Tax Fund	7 506 03	
153 Water Quality Fund	18 980 08	
155 Railroad Commission Operating Fund	28 622 27	
156 Industrial Revolving Fund	9 866 663 05	
158 Water Rights Administration Fund	2 00	
166 Welfare Administration Operating Fund	256 565 57	
222 Dept. Public Safety Federal Fund	2 484 611 28	
224 Governors Office Federal Projects Fund	310 869 24	
226 Pan American Univ. Current Fund	2 506 00	
227 Angelo State Uni.. Current Fund	26 675 03	
231 Texas A & I Univ. at Laredo Current Fd.	1 115 95	
237 Texas State Technical Institute Fund	523 190 00	
245 Prairie View A & M University Current Fund	3 639 70	
247 Texas Southern University Current Fund	7 949 83	

* Indicates Negative

TABLE NO. 3 (Continued)
 RECEIPTS BY SOURCE, REVENUE CLASS, AND FUND
 Year Ended August 31, 1974

		Gross Receipts Year To Date	Refund Receipts Year To Date
99	INTERFUND TRANSFERS (Continued)		
625	DEPT. TRANS—SALES OF SUPPLIES & ER.		
	248 Univ. of Texas at Austin Current Fund	\$ 28 069 05	
	253 Texas Womans University Current Fund	48 00	
	254 Texas A & I Univ. At Kingsville Current Fund	21 435 50	
	255 Texas Technological Univ. Current Fund	226 00	
	256 Lamar University Current Fund	373 713 00	
	257 East Texas State Univ. Current Fund	31 674 79	
	258 North Texas State Univ. Current Fund	17 264 00	
	259 Sam Houston State Univ. Current Fund	15 389 15	
	260 Southwest Texas State Univ. Current Fund	15 250 15	
	261 Stephen F. Austin State Univ. Current Fund	11 426 07	
	262 Sul Ross State Univ. Current Fund	2 971 00	
	263 West Texas State Univ. Current Fund	68 148 42	
	266 Vocational Nurse Examiners Fund	8 094 95	
	273 Federal Health Fund	10 011 392 24	
	274 Motor Vehicle Inspection Fund	621 398 06	
	420 Parks & Wildlife Operating Fund	5 559 27	
	421 Criminal Justice Planning Fund	107 233 54	
	423 Law Library Fund	14 538 00	
	448 Federal Revenue Sharing Trust	2 846 00	
	449 Adjutant General Federal Fund	50 000 00	
	REVENUE CLASS TOTAL	47 670 440 08	
626	DEPT. TRANS—APPRO. & FUND TRANSFERS		
	001 General Revenue Fund	24 104 435 25*	
	002 Available School Fund	26 119 862 00*	
	003 State Textbook Fund	26 119 862 00	
	006 State Highway Fund	14 481 576 20	
	007 State Building Fund	1 420 00*	
	009 Special Game & Fish Fund	479 710 00*	
	011 Available University Fund	22 264 641 75*	
	022 University of Texas Revenue Bond Fund	2 618 191 25	
	027 Old Age Assistance Fund	100 000 00*	
	029 Traffic Safety Fund	6 012 976 38	
	031 Texas Parks Fund	43 573 00*	
	037 Federal Child Welfare Service Fund	525 039 90	
	038 Central Education Agency Program Fund	97 998 551 77	
	039 Commodity Distribution Fund	16 726 980 86	
	045 Permanent University Fund	20 341 38*	
	047 A & M Univ. Available Fund	5 766 118 59	
	052 Veterans Land Board Fund	2 180 00*	
	054 Insurance Examination Fund	95 374 17	
	055 Medical Registration Fund	2 300 00*	
	056 Professional Engineers Fund	1 420 00*	
	059 Special Boat Fund	627 473 27	
	062 Comptrollers Operating Fund	1 394 635 88	
	063 Land & Water Recreation & Safety Fund	904 744 62*	
	072 Attorney General Operating Fund	619 020 18	
	085 Insurance Agents License Fund	98 854 17*	
	086 Dental Registration Fund	350 00*	
	097 Liquor Act Enforcement Fund	2 960 00*	

*Indicates Negative

TABLE NO. 3 (Continued)
 RECEIPTS BY SOURCE, REVENUE CLASS, AND FUND
 Year Ended August 31, 1974

		Gross Receipts Year To Date	Refund Receipts Year To Date
99	INTERFUND TRANSFERS (Continued)		
626	DEPT. TRANS-APPRO. & FUND TRANSFERS (Continued)		
099	Operators & Chauffeurs License Fund	\$ 3 600 000 00*	
102	Air Control Board Fund	1 315 97	
112	Central Education Agency Operating Fund	576 648 58	
114	Real Estate License Fund	1 840 00*	
117	Federal Public Welfare Admin. Fund	479 786 495 04*	
121	Blind Assistance Fund	100 000 00	
127	Community Affairs Federal Fund	2 412 976 38*	
148	Federal Health Education & Welfare Fund	100 338 585 39*	
149	Medical Assistance Fund	150 429 306 00*	
150	Aircraft Fuel Tax Fund	1 180 00*	
166	Welfare Administration Operating Fund	85 902 978 67	
167	Welfare Assistance Operating Fund	143 891 487 90	
168	Welfare Assistance Fund	406 169 918 34	
169	Federal Veterans Education Fund	341 886 83*	
171	Federal School Lunch Fund	147 526 75*	
186	College Building Fund 1948-1957	4 201 55*	
189	Farm to Market Road Fund	15 000 000 00*	
190	Veterans Land Bond Fund Division A	1 120 767 66*	
193	Foundation School Fund	2 143 000 00	
194	Tarleton State University Building Fund	240 37	
195	UT at Arlington Building Fund	259 25	
196	Texas Womans University Building Fund	484 44	
197	Texas A & I University Building Fund	199 81	
198	UT at El Paso Building Fund	198 29	
199	Texas Tech Univ. Building Fund	695 30	
200	East Texas Univ. Building Fund	340 60	
201	North Texas State University Building Fund	531 30	
202	Sam Houston State Univ. Building Fund	233 21	
203	Southwest Texas Univ. Building Fund	285 06	
204	Stephen F. Austin Univ. Building Fund	191 34	
205	Sul Ross Univ. Building Fund	90 47	
206	West Texas State University Building Fund	227 57	
207	Prairie View A & M University Building Fund	224 54	
211	Univ. of Texas Interest & Sinking Fund	9 153 672 87	
212	A & M Main Univ. Interest & Sinking Fund	4 747 000 42	
220	Basic Science Examination Fund	700 00*	
223	Federal Land and Water Conservation Fund	4 944 62	
224	Governors Office Federal Projects Fund	74 79*	
226	Pan American Univ. Current Fund	34 102 00	
227	Angelo State Univ. Current Fund	38 093 00	
231	Texas A & I Univ. at Laredo Current Fund	151 930 68	
253	Texas Womans University Current Fund	615 921 00	
254	Texas A & I Univ. at Kingsville Current Fund	151 930 68*	
263	West Texas State Univ. Current Fund	135 505 00	
264	Midwestern University Current Fund	1 000 00	
268	Federal Market News Fund	6 66*	
272	Board of Corrections Mineral Fund	2 240 00*	
273	Federal Health Fund	398 684 03	
276	Veterans Land Bond Fund Division B	4 632 703 94*	

*Indicates Negative

TABLE NO. 3 (Continued)
 RECEIPTS BY SOURCE, REVENUE CLASS, AND FUND
 Year Ended August 31, 1974

	Gross Receipts Year To Date	Refund Receipts Year To Date
99 INTERFUND TRANSFERS (Continued)		
626 DEPT. TRANS-APPRO. & FUND TRANSFERS (Continued)		
278 Veterans Land Bond Fund Division A Res.	\$ 27 982 34*	
281 Veterans Land Bond Fund Division B Res.	101 296 06*	
300 College Building Fund 1958-1967	17 142 99*	
301 Texas Southern Univ. Alloc. Fund 1958-1967	1 355 18	
306 Texas Womans Univ. Alloc. Fund 1958-67	943 51	
309 A & I Univ. Allocation Fund 1958-67	1 134 91	
312 Texas Tech Univ. Alloc. Fund 1958-67	3 626 77	
315 Lamar Univ. Alloc. Fund 1958-67	1 706 04	
320 North Tex. State Univ. Alloc. Fund 1958-67	2 912 81	
323 East Tex. State Univ. Alloc. Fund 1958-67	1 113 44	
324 Sam Houston Univ. Alloc. Fund 1958-67	1 275 26	
325 Southwest Tex. State Univ. Alloc. Fund 1958-67	982 08	
326 Stephen F. Austin State Univ. Alloc. Fund 1958-67	753 98	
327 Sul Ross State Univ. Alloc. Fund 1958-67	399 53	
328 West Tex. State Univ. Alloc. Fund 1958-67	939 48	
350 Water Development Clearance Fund	10 756 144 69*	
351 Water Development Fund	2 851 102 19	
352 Water Dev. Bonds Int. & Sinking Fund	7 309 278 73	
355 Storage Facilities Operation and Maint. Fund	595 763 77	
375 Veterans Land Bond Fund Division C	1 355 124 38	
376 Veterans Land Bond Fund Division C Res.	298 374 38*	
387 Texas Opportunity Plan Fund	9 564 755 67	
388 College Student Loans Bonds Int. & Sinking Fund	9 564 755 67*	
389 College Building Fund 1966-1977	23 191 386 91*	
390 UT Arlington 1966-77 Bldg. Bd. Sinking Fund	2 772 283 32	
391 Texas Tech. Univ. 1966-1977 Bldg. Bd. Sinking Fd.	2 775 029 70	
392 North Texas St. Univ. 1966-1977 Bldg. Bd. Sinking Fd.	2 373 759 43	
393 Lamar Univ. 1966-1977 Bldg. Bd. Sinking Fd.	1 826 903 22	
394 A & I Univ. 1966-77 Bldg. Bd. Sinking Fd.	830 382 92	
395 Tex. Womans Univ. 1966-1977 Bldg. Bd. Sinking Fd.	534 306 67	
396 Tex. Southern Univ. 1966-1977 Bldg. Bd. Sinking Fd.	643 407 36	
397 Midwestern Univ. 1966-1977 Bldg. Bd. Sinking Fd.	578 818 48	
398 Univ. of Houston 1966-1977 Bldg. Bd. Sinking Fd.	3 483 399 19	
399 Pan Am. Univ. 1966-1977 Bldg. Bd. Sinking Fd.	615 208 06	
400 East Tex. St. Univ. 1966-1977 Bldg. Bd. Sinking Fd.	889 190 94	
401 Sam Houston St. Univ. 1966-1977 Bldg. Bd. Sinking Fd.	295 431 78	
402 Southwest Tex. St. Univ. 1966-1977 Bldg. Bd. Sinking Fd.	336 385 54	
403 West Tex. St. Univ. 1966-1977 Bldg. Bd. Sinking Fd.	720 713 71	
404 S. F. Austin St. Univ. 1966-1977 Bldg. Bd. Sinking Fd.	1 186 281 67	
405 Sul Ross St. Univ. 1966-1977 Bldg. Bd. Sinking Fd.	46 387 40	
406 Angelo St. Univ. 1966-1977 Bldg. Bd. Sinking Fd.	111 227 36	
407 St. Senior Colleges 1966-1977 Bldg. Bd. Sinking Fd.	1 908 069 52	
408 Texas Park Development Fund	404 264 85*	
409 Texas Park Development Bonds Int. & Sinking Fd.	404 264 85	
410 Veterans Land Bond Fund Div. D Series 1968	226 000 00	
411 Veterans Land Bond Fund Div. D Res.	2 538 913 20	
412 Midwestern Univ. Special Mineral Fund	1 000 00*	
413 Veterans Land Bond Fund Div. D Series 1968A	119 000 00	
415 Veterans Land Bond Fund Div. D Series 1971	1 147 000 00*	

*Indicates Negative

TABLE NO. 3 (Continued)
 RECEIPTS BY SOURCE, REVENUE CLASS, AND FUND
 Year Ended August 31, 1974

	Gross Receipts Year To Date	Refund Receipts Year To Date
99 INTERFUND TRANSFERS (Continued)		
626 DEPT. TRANS-APPRO. & FUND TRANSFERS (Continued)		
417 Veterans Land Bond Fund Div. D Series 1971A	\$ 187 000 00	
420 Parks & Wildlife Operating Fund	806 958 20	
421 Criminal Justice Planning Fund	74 79	
426 Veterans Land Bond Fund Div. D Series 1971B	538 000 00*	
428 Veterans Land Bond Fund Div. D Series 1972	205 997 97	
430 Texas Southern Univ. 72-77 Bldg. Bd. Sink. Fd.	20 000 00	
432 Texas Womans Univ. 72-77 Bldg. Bd. Sink. Fd.	15 000 00	
433 A & I Univ. 72-77 Bldg. Bd. Sink. Fd.	65 000 00	
434 Texas Tech Univ. 72-77 Bldg. Bd. Sink. Fd.	60 000 00	
435 Lamar Univ. 72-77 Bldg. Bd. Sink. Fd.	90 000 00	
436 Midwestern Univ. 72-77 Bldg. Bd. Sink. Fd.	15 000 00	
437 Pan Am. Univ. 72-77 Bldg. Bd. Sink. Fd.	50 000 00	
438 East Exas St. Univ. 72-77 Bldg. Bd. Sink. Fd.	55 000 00	
439 North Tex. St. Univ. 72-77 Bldg. Bd. Sink. Fd.	95 000 00	
440 S. F. Austin St. Univ. 72-77 Bldg. Bd. Sink. Fd.	140 000 00	
441 West Tex. St. Univ. 72-77 Bldg. Bd. Sink. Fd.	25 000 00	
442 Angelo State Univ. 72-77 Bldg. Bd. Sink. Fd.	6 446 67*	
443 Sam Houston St. Univ. 72-77 Bldg. Bd. Sink. Fd.	22 305 78*	
444 Southwest Tex. St. Univ. 72-77 Bldg. Bd. Sink. Fd.	33 384 34*	
445 Sul Ross St. Univ. 72-77 Bldg. Bd. Sink. Fd.	1 812 90*	
446 St. Senior Colleges 72-77 Bldg. Bd. Sink. Fd.	698 150 33	
447 Veterans Land Bond Fund Div. D Series 1972A	3 234 088 83	
REVENUE CLASS TOTAL	1 496 495 83	
627 AMORTIZATION PREMIUMS & DISCOUNT-PURCHASED		
002 Available School Fund	300 364 79	
007 State Building Fund	27 062 00	
011 Available University Fund	896 061 23	
190 Veterans Land Bond Fund Division A	44 200 39	
276 Veterans Land Bond Fund Division B	285 261 92	
278 Veterans Land Bond Fund Division A Res.	22 696 99	
281 Veterans Land Bond Fund Division B Res.	70 240 74	
350 Water Development Clearance Fund	1 167 388 65	
351 Water Development Fund	922 869 07*	
352 Water Dev. Bonds Int. & Sinking Fund	548 365 43	
375 Veterans Land Bond Fund Division C	233 465 03	
376 Veterans Land Bond Fund Division C Res.	146 486 20	
387 Texas Opportunity Plan Fund	248 641 26	
388 College Student Loans Bonds Int. & Sink. Fund	265 043 98	
408 Texas Park Development Fund	233 776 69	
409 Texas Park Development Bonds Int. & Sinking Fd.	170 900 99	
410 Veterans Land Bond Fund Div. D Series 1968	66 459 27	
411 Veterans Land Bond Fund Div. D Res.	289 400 14	
413 Veterans Land Bond Fund Div. D Series 1968A	53 056 76	
415 Veterans Land Bond Fund Div. D Series 1971	56 905 60	
417 Veterans Land Bond Fund Div. D Series 1971A	75 804 66	
426 Veterans Land Bond Fund Div. D Series 1971B	386 534 93	
428 Veterans Land Bond Fund Div. D Series 1972	781 429 20	
447 Veterans Land Bond Fund Div. D Series 1972A	911 436 69	
448 Federal Revenue Sharing Trust	6 908 326 25	
REVENUE CLASS TOTAL	13 266 440 72	

*Indicates Negative

TABLE NO. 3 (Continued)
 RECEIPTS BY SOURCE, REVENUE CLASS, AND FUND
 Year Ended August 31, 1974

		Gross Receipts Year To Date	Refund Receipts Year To Date
99	INTERFUND TRANSFERS (Continued)		
629	DEPART. TRANS. TEX-AN TELECOMMUNICATIONS SERV.		
	001 General Revenue Fund	\$ 585 940 54	
	REVENUE CLASS TOTAL	585 940 54	
630	OPERATION FUND TRANSFERS		
	036 Insurance Board Operating Fund	8 955 000 00	
	062 Comptrollers Operating Fund	11 765 733 93	
	072 Attorney General Operating Fund	284 000 00	
	112 Central Education Agency Operating Fund	12 480 059 12	
	166 Welfare Administration Operating Fund	34 565 326 00	
	420 Parks & Wildlife Operating Fund	12 451 439 96	
	REVENUE CLASS TOTAL	80 501 559 01	
640	INTERFUND TRANSFERS		
	001 General Revenue Fund	11 86	
	021 Trust Acct.-Federal Aid-Highway Act Fund	1 104 285 00	
	026 Unemployment Compensation Admin. Fund	13 893 53	
	053 School Bus Revolving Fund	10 909 563 25	
	057 County & Road District Highway Fund	10 959 183 51	
	061 Rehabilitation Commission Fund	227 31	
	352 Water Dev. Bonds Int. & Sinking Fund	7 935 129 19	
	REVENUE CLASS TOTAL	30 922 293 65	
641	UNAPPROPRIATED FROM FUND 068		
	001 General Revenue Fund	19 346 343 95	
	068 Mixed Beverage Tax Clearance Fund	19 346 343 95*	
	REVENUE CLASS TOTAL	00	
642	DEPT. TRANS-UNEMPLOYMENT BENEFIT		
	001 General Revenue Fund	191 645 93	
	REVENUE CLASS TOTAL	191 645 93	
643	CENTRAL SUPPLY STORE RECEIPTS		
	001 General Revenue Fund	372 897 85	
	REVENUE CLASS TOTAL	372 897 85	
650	UNAPPROPRIATED FROM FUND 120		
	001 General Revenue Fund	215 919 011 40	
	002 Available School Fund	245 097 283 22	
	027 Old Age Assistance Fund	11 745 123 00	
	031 Texas Parks Fund	13 204 271 60	
	101 State Disabled Assistance Fund	2 733 696 00	
	121 Blind Assistance Fund	337 320 00	
	122 Children Assistance Fund	46 656 909 00	
	149 Medical Assistance Fund	150 429 306 00	
	155 Railroad Commission Operating Fund	2 332 134 16	
	189 Farm To Market Road Fund	15 000 000 00	
	193 Foundation School Fund	256 212 322 18	
	REVENUE CLASS TOTAL	959 667 376 56	
651	CRUDE OIL ENFORCEMENT FROM FUND 120		
	062 Comptrollers Operating Fund	1 657 121 85	
	REVENUE CLASS TOTAL	1 657 121 85	
652	NATURAL GAS ENFORCEMENT FROM FUND 120		
	062 Comptrollers Operating Fund	863 797 37	
	REVENUE CLASS TOTAL	863 797 37	

* Indicates Negative

TABLE NO. 3 (Continued)
 RECEIPTS BY SOURCE, REVENUE CLASS, AND FUND
 Year Ended August 31, 1974

		Gross Receipts Year To Date	Refund Receipts Year To Date
99	INTERFUND TRANSFERS (Continued)		
654	EXCESS PRIORITY ALLOCATION FROM FUND 120		
	001 General Revenue Fund	\$ 89 077 900 44	
	REVENUE CLASS TOTAL	89 077 900 44	
655	UNAPPROPRIATED FROM FUND 060		
	002 Available School Fund	95 638 175 91	
	006 State Highway Fund	279 769 609 84	
	057 County & Road District Highway Fund	7 300 000 00	
	062 Comptrollers Operating Fund	3 901 573 07	
	REVENUE CLASS TOTAL	386 609 358 82	
656	REFUND FILING FEES FROM FUND 060		
	062 Comptrollers Operating Fund	26 049 50	
	REVENUE CLASS TOTAL	26 049 50	
660	COIN MACHINE ALLOCATION FROM FUND 120		
	001 General Revenue Fund	25 000 00	
	REVENUE CLASS TOTAL	25 000 00	
661	CIGARETTE TAX ENFORCEMENT FROM FUND 120		
	062 Comptrollers Operating Fund	990 289 84	
	REVENUE CLASS TOTAL	990 289 84	
662	UNCLAIMED AIRCRAFT FUEL REFUNDS		
	002 Available School Fund	188 506 83	
	150 Aircraft Fuel Tax Fund	565 520 37	
	REVENUE CLASS TOTAL	754 027 20	
663	UNCLAIMED MOTORBOAT FUEL REFUNDS		
	002 Available School Fund	680 241 96	
	059 Special Boat Fund	2 040 725 88	
	REVENUE CLASS TOTAL	2 720 967 84	
999	EXPENDITURE REFUNDS APPLIED		
	001 General Revenue Fund	1 520 912 32	
	002 Available School Fund	80 35	
	003 State Textbook Fund	5 565 00	
	005 Confederate Pension Fund	160 00	
	006 State Highway Fund	130 190 00	
	007 State Building Fund	8 93	
	009 Special Game & Fish Fund	8 864 42	
	019 Vital Statistics Fund	19 05	
	020 Motor Vehicle Commission Fund	5 00	
	023 Department of Agriculture Fund	850 27	
	024 Psychologists Licensing Fund	38 26	
	026 Unemployment Compensation Admin. Fund	2 091 59	
	029 Traffic Safety Fund	229 41	
	030 Education Agency Driver Education Fund	10 862 19	
	031 Texas Parks Fund	27 65	
	034 Optometry Fund	2 86	
	036 Insurance Board Operating Fund	351 05	
	038 Central Education Agency Program Fund	711 902 03	
	039 Commodity Distribution Fund	1 460 49	
	040 Barber Examiners Fund	14 24	
	041 Water Development Board Fund	450 72	
	047 A & M Univ. Available Fund	27 218 65	
	055 Medical Registration Fund	6 40	
	056 Professional Engineers Fund	117 07	
	057 County & Road District Highway Fund	2 14	

TABLE NO. 3 (Continued)
 RECEIPTS BY SOURCE, REVENUE CLASS, AND FUND
 Year Ended August 31, 1974

		Gross Receipts Year To Date	Refund Receipts Year To Date
99	INTERFUND TRANSFERS (Continued)		
999	EXPENDITURE REFUNDS APPLIED (Continued)		
	059 Special Boat Fund	\$ 199 75	
	061 Rehabilitation Commission Fund	198 397 54	
	062 Comptrollers Operating Fund	324 17	
	063 Land & Water Recreation & Safety Fund	31 80	
	064 State Parks Fund	207 82	
	065 Land Office Sale Fee Fund	7 22	
	069 Board of Landscape Architect & Irrigation Fd.	40 56	
	070 Bicentennial Fund	128 59	
	072 Attorney General Operating Fund	226 74	
	075 Registered Public Surveyors Fund	8 70	
	082 Mobile Home Standards Fund	1 264 47	
	086 Dental Registration Fund	9 26	
	087 Hearing Aids Fund	2 60	
	092 Federal Disaster Fund	26 758 20	
	094 Workmens Compensation Fund	158 56	
	097 Liquor Act Enforcement Fund	849 27	
	100 Treasury Fiscal Agency Fund	20	
	102 Air Control Board Fund	266 02	
	109 Architects Registration Fund	5 62	
	112 Central Education Agency Operating Fund	344 53	
	114 Real Estate License Fund	17 15	
	118 Federal Public Library Service Fund	43 29	
	127 Community Affairs Federal Fund	9 969 33	
	129 Hospital Licensing Fund	1 841 04	
	134 Federal Older Americans Fund	11 678 93	
	136 Federal Alcoholism Fund	40 684 50	
	137 Nursing Home Administrators Fund	74 30	
	140 Chiropractic Examiners Fund	4 24	
	141 Federal Adult Blind Fund	31 622 82	
	148 Federal Health Education & Welfare Fund	258 764 42	
	150 Aircraft Fuel Tax Fund	479 69	
	153 Water Quality Fund	681 62	
	155 Railroad Commission Operating Fund	1 121 35	
	156 Industrial Revolving Fund	3 666 94	
	158 Water Rights Administration Fund	554 48	
	164 Conservators Expense Fund	10 00	
	166 Welfare Administration Operating Fund	52 252 49	
	167 Welfare Assistance Operating Fund	61 686 593 00	
	168 Welfare Assistance Fund	143 938 25	
	171 Federal School Lunch Fund	82 857 86	
	208 Federal Student Loan Fund	4 028 00	
	220 Basic Science Examination Fund	1 80	
	221 Federal Civil Defense & Disaster Relief Fund	406 67	
	222 Dept. Public Safety Federal Fund	564 80	
	223 Federal Land and Water Conservation Fund	2 30	
	224 Governors Office Federal Projects Fund	1 443 58	
	225 University of Houston Current Fund	55 71	
	227 Angelo State Univ. Current Fund	133 00	
	242 A & M University Current Fund	10 684 65	
	243 Tarleton State University Current Fund	40 29	
	244 UT at Arlington Current Fund	217 56	

TABLE NO. 3 (Continued)
RECEIPTS BY SOURCE, REVENUE CLASS, AND FUND
 Year Ended August 31, 1974

		Gross Receipts Year To Date	Refund Receipts Year To Date
99	INTERFUND TRANSFERS (Continued)		
999	EXPENDITURE REFUNDS APPLIED (Continued)		
245	Prairie View A & M University Current Fund	\$ 45 18	
247	Texas Southern University Current Fund	3 032 31	
248	University of Texas at Austin Current Fund	656 45	
250	UT at El Paso Current Fund	127 36	
255	Texas Technological Univ. Current Fund	11 45	
256	Lamar University Current Fund	58 18	
257	East Texas State Univ. Current Fund	2 514 25	
259	Sam Houston State Univ. Current Fund	25 39	
263	West Texas State Univ. Current Fund	30 11	
272	Board of Corrections Mineral Fund	4 514 46	
273	Federal Health Fund	298 648 03	
274	Motor Vehicle Inspection Fund	77 194 90	
419	Property Tax Committee Fund	566 60	
420	Parks & Wildlife Operating Fund	13 503 71	
421	Criminal Justice Planning Fund	882 997 67	
423	Law Library Fund	1 605 00	
448	Federal Revenue Sharing Trust	15 607 07	
	REVENUE CLASS TOTAL	66 296 233 89	
	99 SOURCE TOTAL	2 445 682 829 35	
	GRAND TOTAL	\$7,460,438 487 56	\$ 15 179 404 71

**Disbursements by Function,
Department & Fund**

TABLE NO. 4
DISBURSEMENTS BY FUNCTION, DEPARTMENT AND FUND
Year Ended August 31, 1974

		Gross Disbursements Year To Date	Refund Disbursements Year To Date
01	LEGISLATIVE		
101	Senate		
	001 General Revenue Fund	\$ 3 987 515 29	\$ 5 360 65
102	House of Representatives		
	001 General Revenue Fund	7 914 211 51	14 071 04
103	Legislative Council		
	001 General Revenue Fund	961 648 79	90 40
104	Legislative Budget Board		
	001 General Revenue Fund	497 394 64	- 0 -
105	Legislative Reference Library		
	001 General Revenue Fund	129 089 89	- 0 -
107	Commission on Uniform State Laws		
	001 General Revenue Fund	15 142 18	
111	Legislative Property Tax Committee		
	419 Property Tax Committee Fund	324 727 77	514 92
112	Texas Constitutional Revision Commission		
	001 General Revenue Fund	406 732 00	804 81
115	Texas Constitution Convention		
	001 General Revenue Fund	1 500 930 18	90 76
308	Auditor		
	001 General Revenue Fund	1 756 128 99	185 84
	FUNCTION TOTAL	17 493 521 24	21 118 42
02	JUDICIAL		
201	Supreme Court		
	001 General Revenue Fund	7 035 36	
	448 Federal Revenue Sharing Trust	663 329 94	12 56
	DEPARTMENTAL TOTAL	670 365 30	12 56
211	Court of Criminal Appeals		
	001 General Revenue Fund	831 225 76	1 11
212	Civil Judicial Council		
	001 General Revenue Fund	130 479 21	11 18
213	State Attorney Before Court of Criminal Appeals		
	001 General Revenue Fund	34 282 40	
221	Court of Civil Appeals - First District		
	448 Federal Revenue Sharing Trust	171 226 00	
222	Court of Civil Appeals - Second District		
	001 General Revenue Fund	28 15	
	448 Federal Revenue Sharing Trust	142 816 38	
	DEPARTMENTAL TOTAL	142 844 53	
223	Court of Civil Appeals - Third District		
	001 General Revenue Fund	1 509 93	
	448 Federal Revenue Sharing Trust	154 660 54	
	DEPARTMENTAL TOTAL	156 170 47	
224	Court of Civil Appeals - Fourth District		
	001 General Revenue Fund	744 25	
	448 Federal Revenue Sharing Trust	164 373 06	
	DEPARTMENTAL TOTAL	165 117 31	
225	Court of Civil Appeals - Fifth District		
	001 General Revenue Fund	298 10	
	448 Federal Revenue Sharing Trust	167 088 07	
	DEPARTMENTAL TOTAL	167 386 17	

TABLE NO. 4 (Continued)
DISBURSEMENTS BY FUNCTION, DEPARTMENT AND FUND
Year Ended August 31, 1974

		Gross Disbursements Year To Date	Refund Disbursements Year To Date
02	JUDICIAL (Continued)		
226	Court of Civil Appeals - Sixth District		
	001 General Revenue Fund	\$ 208 46	
	448 Federal Revenue Sharing Trust	154 015 76	
	DEPARTMENTAL TOTAL	154 224 22	
227	Court of Civil Appeals - Seventh District		
	001 General Revenue Fund	80 00	
	448 Federal Revenue Sharing Trust	164 194 28	
	DEPARTMENTAL TOTAL	164 274 28	
228	Court of Civil Appeals - Eighth District		
229	Court of Civil Appeals - Ninth District		
	001 General Revenue Fund	682 20	
	448 Federal Revenue Sharing Trust	150 813 91	
	DEPARTMENTAL TOTAL	151 496 11	
230	Court of Civil Appeals - Tenth District		
	001 General Revenue Fund	795 00	
	448 Federal Revenue Sharing Trust	144 797 66	
	DEPARTMENTAL TOTAL	145 592 66	
231	Court of Civil Appeals - Eleventh District		
	001 General Revenue Fund	305 52	
	448 Federal Revenue Sharing Trust	148 172 62	
	DEPARTMENTAL TOTAL	148 478 14	
232	Court of Civil Appeals - Twelfth District		
	001 General Revenue Fund	451 16	
	448 Federal Revenue Sharing Trust	161 367 88	
	DEPARTMENTAL TOTAL	161 819 04	
233	Court of Civil Appeals-Thirteenth District		
	001 General Revenue Fund	144 25	
	448 Federal Revenue Sharing Trust	167 997 96	
	DEPARTMENTAL TOTAL	168 142 21	
234	Court of Civil Appeals - Fourteenth District		
	001 General Revenue Fund	355 76	
	448 Federal Revenue Sharing Trust	170 363 20	
	DEPARTMENTAL TOTAL	170 718 96	
241	District Courts Comptrollers Judiciary Section		
	001 General Revenue Fund	38 723 15	
	448 Federal Revenue Sharing Trust	8 222 838 51	
	DEPARTMENTAL TOTAL	8 261 561 66	\$ 106 24
242	Judicial Qualifications Commission		106 24
	001 General Revenue Fund	1 878 78	
	448 Federal Revenue Sharing Trust	38 317 09	
	DEPARTMENTAL TOTAL	40 195 87	
243	Law Library		
	001 General Revenue Fund	104 164 00	10 00
	423 Law Library Fund	31 891 16	
	DEPARTMENTAL TOTAL	136 055 16	10 00
	FUNCTION TOTAL	12 325 193 42	141 09
03	EXECUTIVE AND ADMINISTRATIVE		
301	Governor-Executive		
	001 General Revenue Fund	4 806 516 90	765 48
	029 Traffic Safety Fund	996 706 28	60 00
	134 Federal Older Americans Fund	450 372 41	53 76
	224 Governors Office Federal Projects Fund	1 671 511 04	24 80
	421 Criminal Justice Planning Fund	1 709 074 46	4 266 45
	DEPARTMENTAL TOTAL	9 634 181 09	5 170 49

TABLE NO. 4 (Continued)
 DISBURSEMENTS BY FUNCTION, DEPARTMENT AND FUND
 Year Ended August 31, 1974

		Gross Disbursements Year To Date	Refund Disbursements Year To Date
03	EXECUTIVE AND ADMINISTRATIVE (Continued)		
302	Attorney General		
	001 General Revenue Fund	\$ 1 188 083 37	\$ 449 15
	072 Attorney General Operating Fund	1 084 991 17	226 74
	448 Federal Revenue Sharing Trust	1 994 871 62	5 50
	DEPARTMENTAL TOTAL	4 267 946 16	681 39
303	Board of Control		
	001 General Revenue Fund	4 853 346 60	46 699 38
	448 Federal Revenue Sharing Trust	3 798 084 89	438 56
	DEPARTMENTAL TOTAL	8 651 431 49	47 137 94
304	Comptroller of Public Accounts		
	062 Comptrollers Operating Fund	15 145 365 08	324 17
305	General Land Office		
	001 General Revenue Fund	1 659 920 37	1 187 42
	065 Land Office Sale Fee Fund	138 111 05	7 22
	080 Land Office Permit Fee Fund	47 534 36	
	448 Federal Revenue Sharing Trust	960 181 73	5 827 81
	DEPARTMENTAL TOTAL	2 805 747 51	7 022 45
306	Library and Historical Commission		
	001 General Revenue Fund	1 252 015 32	43 73
	118 Federal Public Library Service Fund	203 426 10	43 29
	DEPARTMENTAL TOTAL	1 455 441 42	87 02
307	Secretary of State		
	001 General Revenue Fund	3 390 165 81	34 440 30
	448 Federal Revenue Sharing Trust	168 137 50	
	DEPARTMENTAL TOTAL	3 558 303 31	34 440 30
309	Building Commission		
	001 General Revenue Fund	124 088 26	
	007 State Building Fund	5 068 221 20	8 93
	012 Building Construction Planning Fund	7 679 69	
	448 Federal Revenue Sharing Trust	147 658 00	
	DEPARTMENTAL TOTAL	5 347 647 15	8 93
310	Treasurer		
	001 General Revenue Fund	627 149 14	
	100 Treasury Fiscal Agency Fund	16 924 00	
	152 Escheat Expense and Reimbursement Fund	57 310 47	
	164 Conservators Expense Fund	41 807 83	
	448 Federal Revenue Sharing Trust	484 783 33	
	DEPARTMENTAL TOTAL	1 227 974 77	
312	Securities Board		
	001 General Revenue Fund	446 726 52	78 97
	448 Federal Revenue Sharing Trust	299 980 75	
	DEPARTMENTAL TOTAL	746 707 27	78 97
316	Board of County and District Road Indebtedness		
	057 County & Road District Highway Fund	105 814 18	
318	Commission for the Blind		
	001 General Revenue Fund	1 855 380 55	223 66
324	Department of Public Welfare		
	039 Commodity Distribution Fund	198 601 70	
326	Good Neighbor Commission		
	001 General Revenue Fund	7 411 91	
	448 Federal Revenue Sharing Trust	91 522 86	1 78
	DEPARTMENTAL TOTAL	98 934 77	1 78

TABLE NO. 4 (Continued)
DISBURSEMENTS BY FUNCTION, DEPARTMENT AND FUND
Year Ended August 31, 1974

		Gross Disbursements Year To Date	Refund Disbursements Year To Date
03	EXECUTIVE AND ADMINISTRATIVE (Continued)		
327	Employees Retirement System		
001	General Revenue Fund	\$ 754 703 94	\$ 7 14
006	State Highway Fund	475 940 06	
007	State Building Fund	357 50	
009	Special Game and Fish Fund	13 204 83	680 00
019	Vital Statistics Fund	1 372 50	
020	Motor Vehicle Commission Fund	25 00	5 00
024	Psychologists Licensing Fund	10 00	
026	Unemployment Compensation Administrative Fund	106 479 17	
029	Traffic Safety Fund	160 00	
031	Texas Parks Fund	715 00	
033	Sanitariums Registration and License Fund	5 00	
034	Optometry Fund	5 00	
035	Veterinary Fund	20 00	
036	Insurance Board Operating Fund	13 681 39	
039	Commodity Distribution Fund	12 110 00	
040	Barber Examiners Fund	625 00	
055	Medical Registration Fund	325 00	
056	Professional Engineers Fund	405 00	
057	County & Road District Highway Fund	447 50	
059	Special Boat Fund	272 50	
061	Rehabilitation Commission Fund	7 022 50	
062	Comptrollers Operating Fund	23 601 75	
063	Land & Water Recreation and Safety Fund	10 55	
069	Board of Landscape Architect & Irrigation Fund	15 00	5 00
070	Bicentennial Fund	30 00	
072	Attorney General Operating Fund	742 50	
075	Registered Public Surveyors Fund	10 00	
076	Prepaid Funeral Contract Fund	5 00	
080	Land Office Permit Fee Fund	399 50	
082	Mobile Home Standards Fund	205 00	5 00
086	Dental Registration Fund	185 00	
087	Hearing Aids Fund	10 00	
094	Workmens Compensation Fund	3 190 80	
097	Liquor Act Enforcement Fund	10 099 50	
099	Operators & Chauffeurs License Fund	27 885 00	
100	Treasury Fiscal Agency Fund	10 00	
102	Air Control Board Fund	35 00	
109	Architects Registration Fund	162 50	
114	Real Estate License Fund	1 012 50	
118	Federal Public Library Service Fund	20 00	
123	Water Development Board Planning Fund	35 00	
126	Industrial Commission Fund	80 00	
127	Community Affairs Federal Fund	760 00	
129	Hospital Licensing Fund	50 00	25 00
134	Federal Older Americans Fund	155 00	
136	Federal Alcoholism Fund	50 00	
137	Nursing Home Administrators Fund	20 00	5 00
140	Chiropractic Examiners Fund	127 00	
141	Federal Adult Blind Fund	2 225 00	
150	Aircraft Fuel Tax Fund	130 00	
152	Escheat Expense and Reimbursement Fund	162 50	

TABLE NO 4 (Continued)
DISBURSEMENTS BY FUNCTION, DEPARTMENT AND FUND
Year Ended August 31, 1974

		Gross Disbursements Year To Date	Refund Disbursements Year To Date
03	EXECUTIVE AND ADMINISTRATIVE (Continued)		
327	Employees Retirement System (Continued)		
	155 Railroad Commission Operating Fund	\$ 12 038 18	
	156 Industrial Revolving Fund	570 00	\$ 80 00
	158 Water Rights Administration Fund	45 00	
	164 Conservators Expense Fund	446 00	10 00
	166 Welfare Administration Operating Fund	113 624 09	
	220 Basic Science Examination Fund	35 00	
	222 Department Public Safety Federal Fund	870 00	215 00
	223 Federal Land and Water Conservation Fund	200 00	
	224 Governors Office Federal Projects Fund	270 00	
	266 Vocational Nurse Examiners Fund	344 05	
	273 Federal Health Fund	28 275 19	
	274 Motor Vehicle Inspection Fund	2 770 00	635 00
	419 Property Tax Committee Fund	70 00	
	420 Parks & Wildlife Operating Fund	5 426 93	
	421 Criminal Justice Planning Fund	465 00	
	423 Law Library Fund	105 00	105 00
	424 Structural Pest Control Fund	65 00	
	449 Adjutant General Federal Fund	100 00	
	DEPARTMENTAL TOTAL	1 625 030 43	1 887 14
328	Veterans Land Board		
	052 Veterans Land Board Fund	208 146 12	
331	Mass Transportation Commission		
	001 General Revenue Fund	83 413 34	
332	Office of Community Affairs		
	001 General Revenue Fund	2 850 801 67	720 21
	127 Community Affairs Federal Fund	1 245 859 98	927 96
	DEPARTMENTAL TOTAL	4 096 661 65	1 648 17
333	Office of State - Federal Relations		
	001 General Revenue Fund	123 770 83	
334	Advisory Commission Intergovernmental Relations		
	001 General Revenue Fund	225 899 93	
	448 Federal Revenue Sharing Trust	18 392 43	
	DEPARTMENTAL TOTAL	244 292 36	116 08
335	Commission for the Deaf		
	001 General Revenue Fund	28 351 99	37 34
	FUNCTION TOTAL	61 509 143 17	98 865 83
04	PROTECTION OF PERSONS AND PROPERTY		
401	Adjutant General		
	001 General Revenue Fund	1 914 031 90	7 799 72
	449 Adjutant General Federal Fund	169 432 45	
	DEPARTMENTAL TOTAL	2 083 464 35	7 799 72
403	Veterans Affairs Commission		
	001 General Revenue Fund	8 129 95	
	448 Federal Revenue Sharing Trust	654 887 55	
	DEPARTMENTAL TOTAL	663 017 50	
405	Department of Public Safety		
	006 State Highway Fund	37 631 677 23	768 38
	081 Public Safety Building Fund	3 548 201 47	

TABLE NO. 4 (Continued)
DISBURSEMENTS BY FUNCTION, DEPARTMENT AND FUND
Year Ended August 31, 1974

		Gross Disbursements Year To Date	Refund Disbursements Year To Date
04	PROTECTION OF PERSONS AND PROPERTY (Continued)		
405	Department of Public Safety (Continued)		
	099 Operators and Chauffeurs License Fund	\$ 8 190 125 14	
	274 Motor Vehicle Inspection Fund	3 845 468 96	\$ 64 765 52
	DEPARTMENTAL TOTAL	53 215 472 80	65 533 90
406	National Guard Armory Board		
	001 General Revenue Fund	632 650 98	182 31
407	Law Enforcement Officer Standards & Education		
	001 General Revenue Fund	431 829 55	358 62
408	Fire Protection Personnel Standards & Education		
	001 General Revenue Fund	55 387 60	12 50
	FUNCTION TOTAL	57 081 822 78	73 887 05
05	REGULATION OF BUSINESS AND INDUSTRY		
329	Real Estate Commission		
	114 Real Estate License Fund	641 144 72	17 15
451	Banking-Finance Commission		
	076 Prepaid Funeral Contract Fund	23 229 57	
452	Bureau of Labor and Standards		
	001 General Revenue Fund	464 033 69	450 40
	082 Mobile Home Standards Fund	361 499 74	364 79
	448 Federal Revenue Sharing Trust	496 043 96	
	DEPARTMENTAL TOTAL	1 321 577 39	815 19
453	Industrial Accident Board		
	094 Workmens Compensation Fund	1 979 448 57	158 56
454	Board of Insurance		
	036 Insurance Board Operating Fund	7 531 604 57	351 05
455	Railroad Commission		
	001 General Revenue Fund	1 229 923 20	
	155 Railroad Commission Operating Fund	4 775 488 62	1 121 35
	448 Federal Revenue Sharing Trust	498 974 86	
	DEPARTMENTAL TOTAL	6 504 386 68	1 121 35
458	Alcoholic Beverage Commission		
	067 Confiscated Liquor Fund	5 312 00	
	097 Liquor Act Enforcement Fund	6 453 847 03	849 27
	DEPARTMENTAL TOTAL	6 459 159 03	849 27
459	Board of Architectural Examiners		
	109 Architects Registration Fund	82 864 14	5 62
460	Board of Registration for Professional Engineers		
	056 Professional Engineers Fund	272 532 68	3 15
461	Aeronautic Commission		
	001 General Revenue Fund	145 438 74	
	150 Aircraft Fuel Tax Fund	252 600 95	369 69
	DEPARTMENTAL TOTAL	398 039 69	369 69
463	Board of Registration for Public Surveyors		
	075 Registered Public Surveyors Fund	29 867 45	
465	Industrial Commission		
	001 General Revenue Fund	881 754 86	60 385 92
	126 Industrial Commission Fund	195 075 14	
	DEPARTMENTAL TOTAL	1 076 830 00	60 385 92
467	Board of Private Investigators & Private security Agents		
	001 General Revenue Fund	4 171 45	
	448 Federal Revenue Sharing Trust	237 771 16	85 16
	DEPARTMENTAL TOTAL	241 942 61	85 16

TABLE NO. 4 (Continued)
DISBURSEMENTS BY FUNCTION, DEPARTMENT AND FUND
Year Ended August 31, 1974

		Gross Disbursements Year To Date	Refund Disbursements Year To Date
05	REGULATION OF BUSINESS AND INDUSTRY		
468	Board of Landscape Architects (Continued)		
	069 Board of Landscape Architect and Irrigation Fund	\$ 18 247 87	
470	Motor Vehicle Commission		
	020 Motor Vehicle Commission Fund	93 142 17	
471	Texas Amusement Machine Commission		
	001 General Revenue Fund	6 976 19	
	448 Federal Revenue Sharing Trust	421 056 65	
	DEPARTMENTAL TOTAL	428 032 84	
472	Tex Structural Pest Control Board		
	424 Structural Pest Control Fund	155 726 29	
	FUNCTION TOTAL	27 157 776 27	\$ 64 162 11
06	CONSERVATION OF HEALTH AND SANITATION		
501	Department of Health		
	001 General Revenue Fund	21 671 926 02	1 773 62
	019 Vital Statistics Fund	535 393 90	19 05
	033 Sanitarians Registration and License Fund	5 073 79	
	129 Hospital Licensing Fund	18 421 38	
	273 Federal Health Fund	23 998 389 89	5 608 26
	448 Federal Revenue Sharing Trust	152 891 59	
	DEPARTMENTAL TOTAL	46 382 096 57	7 400 93
502	Board of Barber Examiners		
	001 General Revenue Fund	6 324 99	
	040 Barber Examiners Fund	219 060 74	
	DEPARTMENTAL TOTAL	225 385 73	
503	Board of Medical Examiners		
	055 Medical Registration Fund	233 742 86	6 40
504	Board of Dental Examiners		
	086 Dental Registration Fund	160 809 86	9 26
505	Cosmetology Commission		
	001 General Revenue Fund	754 847 76	153 81
	448 Federal Revenue Sharing Trust	280 000 00	
	DEPARTMENTAL TOTAL	1 034 847 76	153 81
506	U of T System Cancer Center		
	001 General Revenue Fund	18 601 812 64	111 17
508	Board of Chiropractic Examiners		
	140 Chiropractic Examiners Fund	33 316 90	4 24
509	Board of Examiners for Hearing Aids		
	087 Hearing Aids Fund	31 474 81	2 60
510	Board of Examiners in Basic Science		
	220 Basic Science Examination Fund	56 938 80	
511	Board of Vocational Nurse Examiners		
	266 Vocational Nurse Examiners Fund	182 348 88	
514	Optometry Board		
	034 Optometry Fund	51 508 89	2 86
517	Commission on Alcoholism		
	001 General Revenue Fund	639 641 53	374 79

TABLE NO. 4 (Continued)
DISBURSEMENTS BY FUNCTION, DEPARTMENT AND FUND
Year Ended August 31, 1974

		Gross Disbursements Year To Date	Refund Disbursements Year To Date
06	CONSERVATION OF HEALTH AND SANITATION (Continued)		
517	Commission on Alcoholism (Continued)		
	136 Federal Alcoholism Fund	\$ 201 396 21	
	DEPARTMENTAL TOTAL	841 037 74	\$ 374 79
518	Water Quality Board		
	001 General Revenue Fund	4 364 728 42	1 749 09
	153 Water Quality Fund	1 063 401 07	
	DEPARTMENTAL TOTAL	5 428 129 49	1 798 91
519	Air Control Board		
	001 General Revenue Fund	3 308 660 75	
	102 Air Control Board Fund	1 208 262 16	265 98
	DEPARTMENTAL TOTAL	4 516 922 91	265 98
520	Board of Examiners of Psychologists		
	024 Psychologists Licensing Fund	40 140 14	
521	Governors Commission on Physical Fitness		
	001 General Revenue Fund	17 793 16	
	448 Federal Revenue Sharing Trust	52 068 18	
	DEPARTMENTAL TOTAL	69 861 34	
522	Board of Physical Therapy Examiners		
	001 General Revenue Fund	15 467 97	
523	Board of Athletic Trainers		
	001 General Revenue Fund	2 807 05	
524	Board of Nursing Home Administrators		
	137 Nursing Home Administrators Fund	61 848 76	23 50
	FUNCTION TOTAL	77 970 499 10	10 154 45
07	DEVELOPMENT AND CONSERVATION OF NATURAL RESOURCES		
551	Department of Agriculture		
	001 General Revenue Fund	8 815 333 16	1 176 39
	023 Department of Agriculture Fund	1 091 603 19	850 27
	268 Federal Market News Fund	5 091 37	
	DEPARTMENTAL TOTAL	9 912 027 72	2 026 66
552	Water Rights Commission		
	001 General Revenue Fund	1 073 230 01	192 98
	158 Water Rights Administration Fund	144 946 55	554 48
	448 Federal Revenue Sharing Trust	979 103 31	1 029 60
	DEPARTMENTAL TOTAL	2 197 279 87	1 777 06
554	Texas Animal Health Commission		
	001 General Revenue Fund	3 334 917 34	4 43
555	Agricultural Extension Service		
	001 General Revenue Fund	9 495 001 06	1 922 39
556	Agricultural Experiment Station		
	001 General Revenue Fund	9 346 435 85	7 081 59
	058 Feed Control Fund	689 995 39	
	240 A & M Experiment Station Current Fund	170 314 65	
	DEPARTMENTAL TOTAL	10 206 745 89	7 081 59
557	Veterinary Medical Diagnostic Laboratory		
	001 General Revenue Fund	365 788 38	13 176 56

TABLE NO. 4 (Continued)
DISBURSEMENTS BY FUNCTION, DEPARTMENT AND FUND
Year Ended August 31, 1974

		Gross Disbursements Year To Date	Refund Disbursements Year To Date
07	DEVELOPMENT AND CONSERVATION OF NATURAL RESOURCES (Continued)		
576	Forest Service		
	001 General Revenue Fund	\$ 2 563 677 45	\$ 169 05
577	Rodent & Predatory Animal Control Service		
	001 General Revenue Fund	893 680 30	139 94
578	Board of Veterinary Medical Examiners		
	035 Veterinary Fund	60 605 82	
579	Rio Grande Compact Commission		
	001 General Revenue Fund	52 297 59	
580	Water Development Board		
	001 General Revenue Fund	6 270 896 00	56 83
	041 Water Development Board Fund	680 798 68	450 72
	123 Water Development Board Planning Fund	153 382 98	
	352 Water Development Bonds In. & Sink. Fund	3 294 41	
	DEPARTMENTAL TOTAL	7 108 372 07	507 55
581	Water Well Drillers Board		
	448 Federal Revenue Sharing Trust	5 009 53	
583	Sabine River Compact Administration		
	001 General Revenue Fund	11 184 04	
584	Texas Offshore Terminal Commission		
	001 General Revenue Fund	195 201 40	360 34
585	Texas Coastal and Marine Council		
	001 General Revenue Fund	122 299 09	
592	Soil & Water Conservation Board		
	001 General Revenue Fund	867 666 97	
596	Interstate Compact Commissioner Red River		
	001 General Revenue Fund	13 887 77	
598	Canadian River Commission		
	001 General Revenue Fund	7 000 00	
599	Pecos River Commission		
	001 General Revenue Fund	58 619 70	
904	Natural Fibers & Food Protein Committee		
	001 General Revenue Fund	743 725 21	
	FUNCTION TOTAL	48 214 987 20	27 165 57
08	HIGHWAY MAINTENANCE AND CONSTRUCTION		
601	Highway Department		
	001 General Revenue Fund	916 515 97	
	006 State Highway Fund	648 531 756 50	128 852 87
	DEPARTMENTAL TOTAL	649 448 272 47	128 852 87
	FUNCTION TOTAL	649 448 272 47	128 852 87
10	ELEEMOSYNARY AND CORRECTIONAL		
651	Corsicana State Home		
	001 General Revenue Fund	1 351 316 62	631 61
652	Waco State Home		
	001 General Revenue Fund	1 377 779 27	193 64
654	Brownwood State School for Girls		
	001 General Revenue Fund	1 521 534 83	89 63
655	Department of Mental Health and Mental Retardation		
	001 General Revenue Fund	16 457 416 79	5 823 45

TABLE NO. 4 (Continued)
DISBURSEMENTS BY FUNCTION, DEPARTMENT AND FUND
Year Ended August 31, 1974

		Gross Disbursements Year To Date	Refund Disbursements Year To Date
10	ELEEMOSYNARY AND CORRECTIONAL (Continued)		
655	Department of Mental Health and Mental Retardation (Continued)		
	448 Federal Revenue Sharing Trust	\$ 3 167 346 03	
	DEPARTMENTAL TOTAL	19 624 762 82	\$ 5 823 45
656	Vernon Center		
	001 General Revenue Fund	4 830 583 80	672 56
657	Amarillo State Center for Human Development		
	001 General Revenue Fund	608 668 03	36 50
658	Beaumont State Center for Human Development		
	001 General Revenue Fund	847 980 87	75 63
659	Rio Grande State Center MHMR		
	001 General Revenue Fund	2 458 206 68	450 20
660	Denton State School		
	001 General Revenue Fund	7 331 682 72	5 625 95
661	El Paso State Center for Human Development		
	001 General Revenue Fund	183 545 68	
662	Dallas State Mental Health Clinic		
	001 General Revenue Fund	23 683 36	
663	Commission for Indian Affairs		
	001 General Revenue Fund	533 232 90	57 08
664	Fort Worth State Mental Health Clinic		
	001 General Revenue Fund	23 877 15	150 67
666	East Texas State Chest Hospital		
	001 General Revenue Fund	3 790 337 80	4 470 31
667	Fort Worth State School		
	001 General Revenue Fund	62 066 77	
668	Richmond State School		
	001 General Revenue Fund	5 383 824 66	1 666 65
669	Lufkin State School		
	001 General Revenue Fund	4 100 421 01	929 83
670	Corpus Chrisit State School		
	001 General Revenue Fund	3 930 997 21	427 69
671	San Angelo Center		
	001 General Revenue Fund	3 979 727 75	5 066 57
672	Mexia State School		
	001 General Revenue Fund	8 624 458 91	7 253 38
673	San Antonio State Chest Hospital		
	001 General Revenue Fund	4 252 325 00	12 799 93
674	Kerrville State Hospital		
	001 General Revenue Fund	4 858 372 93	7 381 98
675	Travis State School		
	001 General Revenue Fund	6 896 310 43	2 177 26
676	Abilene State School		
	001 General Revenue Fund	8 169 754 45	12 175 54
677	Austin State Hospital		
	001 General Revenue Fund	11 108 516 27	19 892 68
678	Austin State School		
	001 General Revenue Fund	8 243 626 92	24 193 58
679	Rusk State Hospital		
	001 General Revenue Fund	7 832 827 54	13 083 66
681	San Antonio State Hospital		
	001 General Revenue Fund	9 278 886 08	221 825 73

TABLE NO. 4 (Continued)
DISBURSEMENTS BY FUNCTION, DEPARTMENT AND FUND
Year Ended August 31, 1974

		Gross Disbursements Year To Date	Refund Disbursements Year To Date
10	ELEEMOSYNARY AND CORRECTIONAL (Continued)		
682	Terrell State Hospital		
	001 General Revenue Fund	\$ 9 456 320 45	\$ 18 512 76
683	Wichita Falls State Hospital		
	001 General Revenue Fund	6 996 138 80	19 832 84
684	Harlingen State Chest Hospital		
	001 General Revenue Fund	1 711 152 87	4 717 42
685	Research Institute of Mental Sciences		
	001 General Revenue Fund	4 698 668 91	26 686 95
686	Big Spring State Hospital		
	001 General Revenue Fund	4 803 965 43	7 528 30
687	Lubbock State School		
	001 General Revenue Fund	3 969 166 61	478 75
688	Brenham State School		
	001 General Revenue Fund	1 690 790 06	142 13
689	Giddings State School for Boys		
	001 General Revenue Fund	1 273 896 02	13 04
690	West Texas Childrens Home		
	001 General Revenue Fund	1 160 509 04	11 42
691	Gatesville State School for Boys		
	001 General Revenue Fund	5 136 572 05	1 356 48
692	Gainesville State School for Girls		
	001 General Revenue Fund	1 340 703 64	11 42
693	Crockett State School for Girls		
	001 General Revenue Fund	964 822 35	80 49
694	Youth Council		
	001 General Revenue Fund	2 190 570 08	729 02
	448 Federal Revenue Sharing Trust	470 453 21	
	DEPARTMENTAL TOTAL	2 661 023 29	729 02
695	Mountain View School for Boys		
	001 General Revenue Fund	1 491 244 69	168 76
696	Department of Corrections		
	001 General Revenue Fund	24 776 125 90	102 133 06
	156 Industrial Revolving Fund	12 466 298 92	3 417 10
	272 Board of Corrections Mineral Fund	95 173 19	14 46
	448 Federal Revenue Sharing Trust	8 248 186 34	
	DEPARTMENTAL TOTAL	45 585 784 35	105 564 62
697	Board of Pardons and Paroles		
	001 General Revenue Fund	1 494 717 24	
	448 Federal Revenue Sharing Trust	847 633 79	
	DEPARTMENTAL TOTAL	2 342 351 03	
	FUNCTION TOTAL	226 512 418 05	532 986 11
11	EDUCATIONAL		
301	Governor - Executive		
	029 Traffic Safety Fund	14 672 20	
	134 Federal Older Americans Fund	19 833 89	
	421 Criminal Justice Planning Fund	815 068 44	120 338 42
	DEPARTMENTAL TOTAL	849 574 53	120 338 42
318	Commission for the Blind		
	141 Federal Adult Blind Fund	5 609 342 99	2 095 36

TABLE NO. 4 (Continued)
DISBURSEMENTS BY FUNCTION, DEPARTMENT AND FUND
Year Ended August 31, 1974

		Gross Disbursements Year To Date	Refund Disbursements Year To Date
11	EDUCATIONAL (Continued)		
405	Department of Public Safety		
	092 Federal Disaster Fund	\$ 4 324 31	
514	Optometry Board		
	034 Optometry Fund	9 940 00	
517	Commission on Alcoholism		
	001 General Revenue Fund	10 000 00	
	136 Federal Alcoholism Fund	98 437 00	
	DEPARTMENTAL TOTAL	108 437 00	
701	Texas Education Agency		
	001 General Revenue Fund	491 619 536 50	\$ 32 631 27
	002 Available School Fund	362 640 958 26	80 35
	003 State Textbook Fund	24 819 688 33	5 565 00
	030 Education Agency Driver Education Fund	2 114 952 99	10 862 19
	038 Central Education Agency Program Fund	102 528 006 00	711 902 03
	112 Central Education Agency Operating Fund	12 008 647 30	344 53
	148 Federal Health Education and Welfare Fund	41 435 377 61	258 764 42
	171 Federal School Lunch Fund	81 988 726 03	82 857 86
	193 Foundation School Fund	254 990 207 73	
	448 Federal Revenue Sharing Trust	108 072 35	
	DEPARTMENTAL TOTAL	1 374 254 173 10	1 103 007 65
710	A & M University System Administration		
	001 General Revenue Fund	580 239 87	
	096 A & M University Mineral Income Fund	641 39	
	234 A & M University System Current Fund	3 24	
	DEPARTMENTAL TOTAL	580 884 50	
711	A & M University Main University		
	001 General Revenue Fund	27 588 231 27	48 952 19
	047 A & M University Available Fund	5 599 175 12	27 218 65
	212 A & M Main University Int. & Sink. Fund	315 34	
	242 A & M University Current Fund	2 392 935 12	10 684 65
	448 Federal Revenue Sharing Trust	8 002 154 38	2 154 38
	DEPARTMENTAL TOTAL	43 582 811 23	89 009 87
712	Engineering Experiment Station		
	001 General Revenue Fund	2 363 640 63	22 661 50
713	Tarleton State University		
	001 General Revenue Fund	1 887 788 26	
	194 Tarleton State University Bldg. Fund	1 833 87	
	243 Tarleton State University Current Fund	326 959 19	40 29
	448 Federal Revenue Sharing Fund	1 498 399 08	90 96
	DEPARTMENTAL TOTAL	3 714 980 40	131 25
714	University of Texas at Arlington		
	001 General Revenue Fund	10 852 590 62	39 147 08
	195 U of T at Arlington Building Fund	350 12	
	244 U of T at Arlington Current Fund	487 849 92	142 56
	429 U of T Arlington 72-77 Bldg. Bond Sink. Fund	169 917 22	
	448 Federal Revenue Sharing Fund	4 503 055 54	3 055 54
	DEPARTMENTAL TOTAL	16 013 763 42	42 345 18
715	Prairie View A & M University		
	001 General Revenue Fund	4 336 455 56	4 472 91
	207 Prairie View A & M University Bldg. Fund	21 51	
	245 Prairie View A & M University Current Fund	531 690 48	45 18
	448 Federal Revenue Sharing Trust	2 000 000 00	
	DEPARTMENTAL TOTAL	6 868 167 55	4 518 09

TABLE NO. 4 (Continued)
DISBURSEMENTS BY FUNCTION, DEPARTMENT AND FUND
Year Ended August 31, 1974

		Gross Disbursements Year To Date	Refund Disbursements Year To Date
11	EDUCATIONAL (Continued)		
716	Engineering Extension Service		
	001 General Revenue Fund	\$ 883 806 72	\$ 335 84
717	Texas Southern University		
	001 General Revenue Fund	5 215 427 67	
	247 Texas Southern University Current Fund	1 173 503 91	3 032 31
	448 Federal Revenue Sharing Trust	1 966 064 14	
	DEPARTMENTAL TOTAL	8 354 995 72	3 032 31
718	Texas Maritime Academy		
	001 General Revenue Fund	1 013 833 82	17 956 09
	275 Texas Maritime Academy Current Fund	30 294 89	
	DEPARTMENTAL TOTAL	1 044 128 71	17 956 09
719	Texas State Technical Institute		
	001 General Revenue Fund	8 189 219 78	1 005 20
	237 Texas State Technical Institute Fund	569 163 12	
	DEPARTMENTAL TOTAL	8 758 382 90	1 005 20
721	University of Texas at Austin		
	001 General Revenue Fund	54 927 056 66	
	011 Available University Fund	14 898 002 97	
	248 U of T at Austin Current Fund	1 527 264 93	656 45
	448 Federal Revenue Sharing Trust	15 499 677 08	
	DEPARTMENTAL TOTAL	86 852 001 64	656 45
722	U of T Medical School at San Antonio		
	001 General Revenue Fund	124 949 71	
723	U of T Medical Branch at Galveston		
	001 General Revenue Fund	29 648 827 94	11 36
724	U of T at El Paso		
	001 General Revenue Fund	8 637 038 79	315 29
	250 U of T at El Paso Current Fund	421 976 19	127 36
	448 Federal Revenue Sharing Trust	3 499 943 69	
	DEPARTMENTAL TOTAL	12 558 958 67	442 65
725	U of T School of Public Health at Houston		
	001 General Revenue Fund	5 888 33	
726	U of T Graduate School of Biomedical Sciences		
	001 General Revenue Fund	111 088 51	
728	U of T Dental School at Houston		
	001 General Revenue Fund	18 691 77	
729	U of T Health Science Center at Dallas		
	001 General Revenue Fund	13 737 288 99	34 052 00
730	University of Houston		
	001 General Revenue Fund	24 018 907 74	
	225 University of Houston Current Fund	2 720 557 71	55 71
	431 Univ. of Houston 72-77 Bldg. Bd. Sink. Fd.	306 394 39	
	448 Federal Revenue Sharing Trust	7 993 582 75	
	DEPARTMENTAL TOTAL	35 039 442 59	55 71
731	Texas Womans University		
	001 General Revenue Fund	7 049 713 96	
	196 Texas Womans University Bldg. Fund	654 11	
	253 Texas Womans University Current Fund	599 848 80	
	306 Texas Womans Univ. Alloc. Fund 58-67	1 752 16	
	448 Federal Revenue Sharing Trust	2 500 000 00	
	DEPARTMENTAL TOTAL	10 151 969 03	

TABLE NO. 4 (Continued)
DISBURSEMENTS BY FUNCTION, DEPARTMENT AND FUND
Year Ended August 31, 1974

		Gross Disbursements Year To Date	Refund Disbursements Year To Date
11	EDUCATIONAL (Continued)		
732	Texas A & I University at Kingsville		
	001 General Revenue Fund	\$ 5 607 739 52	\$ 37 66
	154 Texas A & I Univ. at Kingsville Spec. Min. Fund	49 543 40	
	197 Texas A & I University Bldg. Fund	269 65	
	254 Texas A & I Univ. at Kingsville Current Fund	1 100 272 92	
	309 A & I University Alloc. Fund 58-67	2 107 40	
	448 Federal Revenue Sharing Trust	3 000 000 00	
	DEPARTMENTAL TOTAL	9 759 932 89	37 66
733	Texas Technological University		
	001 General Revenue Fund	22 655 358 02	4 286 59
	199 Texas Tech University Bldg. Fund	933 33	
	255 Texas Tech University Current Fund	1 982 695 06	11 45
	312 Texas Tech Univ. Allocation Fund 58-67	6 699 57	
	448 Federal Revenue Sharing Trust	7 501 851 30	1 869 95
	DEPARTMENTAL TOTAL	32 147 537 28	6 167 99
734	Lamar University		
	001 General Revenue Fund	6 241 594 72	
	256 Lamar University Current Fund	1 693 069 20	58 18
	448 Federal Revenue Sharing Trust	3 000 000 00	
	DEPARTMENTAL TOTAL	10 934 663 92	58 18
735	Midwestern University		
	001 General Revenue Fund	1 812 493 57	
	264 Midwestern University Current Fund	535 877 29	
	448 Federal Revenue Sharing Trust	2 000 000 00	
	DEPARTMENTAL TOTAL	4 348 370 86	
736	Pan American University		
	001 General Revenue Fund	4 802 297 79	530 00
	226 Pan American University Current Fund	639 213 94	
	448 Federal Revenue Sharing Fund	2 000 000 00	
	DEPARTMENTAL TOTAL	7 441 511 73	530 00
737	Angelo State University		
	001 General Revenue Fund	2 119 170 98	
	227 Angelo State University Current Fund	617 552 58	133 00
	448 Federal Revenue Sharing Trust	1 750 000 00	
	DEPARTMENTAL TOTAL	4 486 723 56	133 00
738	University of Texas at Dallas		
	001 General Revenue Fund	4 196 229 33	80 78
	238 U of T at Dallas Current Fund	31 878 82	
	DEPARTMENTAL TOTAL	4 228 108 15	80 78
739	Texas Tech Univ. School of Medicine		
	001 General Revenue Fund	7 921 310 20	160 55
	448 Federal Revenue Sharing Trust	1 998 684 32	929 03
	DEPARTMENTAL TOTAL	9 919 994 52	1 089 58
740	U of T Dental Branch at San Antonio		
	001 General Revenue Fund	159 848 76	382 22
741	U of T Medical School at Houston		
	001 General Revenue Fund	4 722 349 29	
742	U of T of the Permian Basin		
	001 General Revenue Fund	3 624 029 91	66 918 84
743	U of T at San Antonio		
	001 General Revenue Fund	6 001 685 83	4 07

TABLE NO. 4 (Continued)
DISBURSEMENTS BY FUNCTION, DEPARTMENT AND FUND
Year Ended August 31, 1974

		Gross Disbursements Year To Date	Refund Disbursements Year To Date
11	EDUCATIONAL (Continued)		
744	U of T Health Science Center at Houston		
	001 General Revenue Fund	\$ 16 335 881 50	\$ 163 82
745	U of T Health Science Center at San Antonio		
	001 General Revenue Fund	11 267 454 62	41 91
746	U of T System School of Nursing		
	001 General Revenue Fund	3 446 635 21	
750	Tyler State College		
	001 General Revenue Fund	1 939 391 14	22 05
	228 Tyler State College Current Fund	1 677 72	
	DEPARTMENTAL TOTAL	1 941 068 86	22 05
751	East Texas State University		
	001 General Revenue Fund	8 299 129 12	
	200 East Texas University Bldg. Fund	2 102 45	
	257 East Texas State Univ. Current Fund	1 465 597 58	2 514 25
	323 East Texas State Univ. Alloc. Fund 58-67	8 382 01	
	448 Federal Revenue Sharing Trust	3 499 838 52	
	DEPARTMENTAL TOTAL	13 275 049 68	2 514 25
752	North Texas State University		
	001 General Revenue Fund	14 857 825 78	2 469 15
	201 North Texas State Univ. Bldg. Fund	716 21	
	258 North Texas State Univ. Current Fund	2 945 783 13	
	320 North Texas State Univ. Alloc. Fund 58-67	5 401 04	
	448 Federal Revenue Sharing Trust	4 998 747 52	
	DEPARTMENTAL TOTAL	22 808 473 68	2 469 15
753	Sam Houston State University		
	001 General Revenue Fund	7 708 670 00	
	259 Sam Houston State Univ. Current Fund	1 381 201 29	25 39
	448 Federal Revenue Sharing Trust	2 488 463 87	
	DEPARTMENTAL TOTAL	11 578 335 16	25 39
754	Southwest Texas State University		
	001 General Revenue Fund	7 874 982 65	63 68
	203 Southwest Texas Univ. Bldg. Fund	399 96	
	260 Southwest Texas State Univ. Current Fund	1 883 798 93	
	325 Southwest Texas State Univ. Alloc Fund 58-67	1 895 60	
	448 Federal Revenue Sharing Trust	2 500 000 00	
	DEPARTMENTAL TOTAL	12 261 077 14	63 68
755	Stephen F. Austin State University		
	001 General Revenue Fund	7 358 936 24	
	261 Stephen F. Austin State Univ. Current Fund	1 600 339 32	
	448 Federal Revenue Sharing Trust	2 500 000 00	
	DEPARTMENTAL TOTAL	11 459 275 56	
756	Sul Ross State University		
	001 General Revenue Fund	1 841 008 80	
	205 Sul Ross University Bldg. Fund	2 028 98	
	262 Sul Ross State Univ. Current Fund	501 401 67	
	448 Federal Revenue Sharing Trust	1 000 000 00	
	DEPARTMENTAL TOTAL	3 344 439 45	
757	West Texas State University		
	001 General Revenue Fund	4 855 524 05	
	206 West Texas State Univ. Bldg. Fund	319 99	
	263 West Texas State Univ. Current Fund	1 548 036 62	30 11

TABLE NO. 4 (Continued)
DISBURSEMENTS BY FUNCTION, DEPARTMENT AND FUND
Year Ended August 31, 1974

		Gross Disbursements Year To Date	Refund Disbursements Year To Date
11	EDUCATIONAL (Continued)		
757	West Texas State University (Continued)		
	328 West Texas State Univ. Alloc. Fund 58-67	\$ 1 816 95	\$
	448 Federal Revenue Sharing Trust	1 998 725 64	
	DEPARTMENTAL TOTAL	8 404 423 25	30 11
758	Board of Regents State Senior Colleges		
	001 General Revenue Fund	75 431 48	82
759	University of Houston at Clear Lake City		
	001 General Revenue Fund	2 650 896 63	462 44
760	Texas A & I University at Corpus Christi		
	001 General Revenue Fund	1 800 250 57	1 928 35
	230 Texas A & I Univ. at Corpus Christit Current Fund	68 408 34	
	448 Federal Revenue Sharing Trust	344 313 32	
	DEPARTMENTAL TOTAL	2 210 972 23	1 928 35
761	Texas A & I University at Laredo		
	001 General Revenue Fund	893 886 34	
	231 Texas A & I Univ. at Laredo Current Fund	74 217 76	
	DEPARTMENTAL TOTAL	968 104 10	
762	Texas A & I University System Administration		
	001 General Revenue Fund	187 095 92	25 00
781	Coordinating Board College & University System		
	001 General Revenue Fund	63 469 120 68	8 439 64
	208 Federal Student Loan Fund	283 432 72	4 028 00
	219 Federal Higher Education Fund	532 614 20	
	387 Texas Opportunity Plan Fund	32 690 56	
	448 Federal Revenue Sharing Trust	6 000 000 00	
	DEPARTMENTAL TOTAL	70 317 858 16	12 467 64
782	Western Information Network Association		
	001 General Revenue Fund	9 723 68	
	FUNCTION TOTAL	1 951 567 413 90	1 537 271 86
12	PARKS AND MONUMENTS		
802	Parks and Wildlife Department		
	001 General Revenue Fund	4 687 015 47	425 52
	009 Special Game and Fish Fund	6 568 501 10	8 184 42
	031 Texas Parks Fund	11 028 573 84	27 65
	059 Special Boat Fund	688 746 73	199 75
	063 Land & Water Recreation and Safety Fund	27 238 74	31 80
	064 State Parks Fund	851 437 66	207 82
	223 Federal Land & Water Conservation Fund	1 171 425 74	2 30
	267 Parks Board Mineral Fund	8 000 00	
	408 Texas Park Development Fund	187 589 81	
	420 Parks and Wildlife Operating Fund	11 764 609 68	13 503 71
	DEPARTMENTAL TOTAL	36 983 138 77	22 582 97
808	Texas Historical Commission		
	001 General Revenue Fund	800 935 22	1 279 89
812	University of Texas Institute of Texan Cultures		
	001 General Revenue Fund	22 120 53	
813	Arts and Humanities Commission		
	001 General Revenue Fund	176 851 45	348 62

TABLE NO. 4 (Continued)
DISBURSEMENTS BY FUNCTION, DEPARTMENT AND FUND
Year Ended August 31, 1974

		Gross Disbursements Year To Date	Refund Disbursements Year To Date
12	PARKS AND MONUMENTS (Continued)		
815	Texas Tourist Development Agency		
	001 General Revenue Fund	\$ 318 997 11	
	448 Federal Revenue Sharing Trust	269 444 92	
	DEPARTMENTAL TOTAL	588 442 03	
816	Admiral Nimitz Museum		
	001 General Revenue Fund	103 936 62	\$ 3 14
	FUNCTION TOTAL	38 675 424 62	24 214 62
13	PUBLIC WELFARE		
304	Comptroller of Public Accounts		
	005 Confederate Pension Fund	70 800 00	160 00
322	Employment Commission		
	026 Unemployment Compensation Admin. Fund	47 570 892 35	2 091 59
	165 Unemployment Comp. Special Admin. Fund	524 805 22	
	DEPARTMENTAL TOTAL	48 095 697 57	2 091 59
324	Department of Public Welfare		
	001 General Revenue Fund	15 000 00	
	027 Old Age assistance Fund	11 645 123 00	
	039 Commodity Distribution Fund	18 126 636 01	
	083 Donated Commodity Distribution Fund	20 042 50	1 460 49
	101 State Disabled Assistance Fund	2 733 696 00	
	121 Blind Assistance Fund	437 320 00	
	122 Children Assistance Fund	46 656 909 00	
	153 Water Quality Fund	17 591 80	
	166 Welfare Administration Operating Fund	102 258 782 69	48 003 01
	167 Welfare Assistance Operating Fund	205 400 606 00	61 686 593 00
	168 Welfare Assistance Fund	396 939 480 08	143 938 25
	DEPARTMENTAL TOTAL	784 251 187 08	61 879 994 75
325	Firemens Pension Commission		
	001 General Revenue Fund	585 86	
	448 Federal Revenue Sharing Trust	35 865 89	
	DEPARTMENTAL TOTAL	36 451 75	
330	Commission for Rehabilitation		
	001 General Revenue Fund	4 732 850 32	42 42
	061 Rehabilitation Commission Fund	22 485 013 38	5 335 48
	DEPARTMENTAL TOTAL	27 217 863 70	5 377 90
	FUNCTION TOTAL	859 672 000 10	61 887 624 24
14	PAYMENT OF PUBLIC DEBT		
328	Veterans Land Board		
	190 Veterans Land Bond Fund Div. A	1 259 592 50	
	276 Veterans Land Bond Fund Div. B	3 583 312 50	
	375 Veterans Land Bond Fund Div. C	5 988 950 00	
	410 Veterans Land Bond Fund Div. D Series 1968	1 349 750 00	
	413 Veterans Land Bond Fund Div. D Series 1968A	1 371 000 00	
	415 Veterans Land Bond Fund Div. D Series 1971	1 033 000 00	
	417 Veterans Land Bond Fund Div. D Series 1971A	1 440 625 00	
	426 Veterans Land Bond Fund Div. D Series 1971B	1 116 150 00	
	428 Veterans Land Bond Fund Div. D Series 1972	2 330 000 00	
	447 Veterans Land Bond Fund Div. D Series 1972A	1 819 350 00	
	DEPARTMENTAL TOTAL	21 291 730 00	

TABLE NO. 4 (Continued)
DISBURSEMENTS BY FUNCTION, DEPARTMENT AND FUND
Year Ended August 31, 1974

	Gross Disbursements Year To Date	Refund Disbursements Year To Date
14 PAYMENT OF PUBLIC DEBT (Continued)		
580 Water Development Board		
352 Water Dev. Bonds Int. & Sinking Fund	\$ 14 143 298 75	
711 A & M University Main University		
212 A & M Main Univ. Int. & Sinking Fund	4 747 331 25	
714 University of Texas at Arlington		
390 U of T Arlington 66-77 Bldg. Bd. Sink. Fund	2 149 338 34	
717 Texas Southern University		
396 Tex. Southern Univ. 66-77 Bldg. Bd. Sink. Fund	461 313 34	
430 Tex. Southern Univ. 72-77 Bldg. Bd. Sink. Fund	42 655 00	
DEPARTMENTAL TOTAL	503 968 34	
721 University of Texas at Austin		
211 U of T Interest and Sinking Fund	9 172 281 25	
730 University of Houston		
398 Univ. of Houston 66-77 Bldg. Bd. Sink. Fund	2 615 979 77	
731 Texas Womans University		
395 Tex. Womans Univ. 66-77 Bldg. Bd. Sink. Fund	382 167 95	
432 Tex Womans Univ. 72-77 Bldg. Bd. Sink Fund	37 455 00	
DEPARTMENTAL TOTAL	419 622 95	
732 Texas A & I University at Kingsville		
394 A & I Univ. 66-77 Bldg. Bd. Sink. Fund	537 713 63	
433 A & I Univ. 72-77 Bldg. Bd. Sink. Fund	141 370 00	
DEPARTMENTAL TOTAL	679 083 63	
733 Texas Technological University		
391 Texas Tech Univ. 66-77 Bldg. Bd. Sink. Fund	2 034 694 15	
434 Texas Tech Univ. 72-77 Bldg. Bd. Sink. Fund	128 825 00	
DEPARTMENTAL TOTAL	2 163 519 15	
734 Lamar University		
393 Lamar Univ. 66-77 Bldg. Bd. Sink. Fund	1 262 813 15	
435 Lamar Univ. 72-77 Bldg. Bd. Sink. Fund	195 665 00	
DEPARTMENTAL TOTAL	1 458 478 15	
735 Midwestern University		
397 Midwestern Univ. 66-77 Bldg. Bd. Sink. Fund	413 216 87	
436 Midwestern Univ. 72-77 Bldg. Bd. Sink. Fund	36 740 00	
DEPARTMENTAL TOTAL	449 956 87	
736 Pan American University		
399 Pan Am. Univ. 66-77 Bldg. Bd. Sink. Fund	400 446 77	
437 Pan Am. Univ. 72-77 Bldg. Bd. Sink. Fund	104 285 00	
DEPARTMENTAL TOTAL	504 731 77	
751 East Texas State University		
400 East Tex. St. Univ. 66-77 Bldg. Bd. Sink. Fund	609 790 22	
438 East Tex. St. Univ. 72-77 Bldg. Bd. Sink. Fund	110 200 00	
DEPARTMENTAL TOTAL	719 990 22	
752 North Texas State University		
392 North Tex. St. Univ. 66-77 Bldg. Bd. Sink. Fund	1 681 188 79	
439 North Tex. St. Univ. 72-77 Bldg. Bd. Sink. Fund	201 930 00	
DEPARTMENTAL TOTAL	1 883 118 79	
755 Stephen F. Austin State University		
404 S.F. Austin St. Univ. 66-77 Bldg. Bd. Sink. Fd.	731 014 31	
440 S.F. Austin St. Univ. 72-77 Bldg. Bd. Sink. Fd.	300 490 00	
DEPARTMENTAL TOTAL	1 031 504 31	

TABLE NO. 4 (Continued)
DISBURSEMENTS BY FUNCTION, DEPARTMENT AND FUND
Year Ended August 31, 1974

		Gross Disbursements Year To Date	Refund Disbursements Year To Date
14	PAYMENT OF PUBLIC DEBT (Continued)		
757	West Texas State University		
403	West Tex. St. Univ. 1966-1977 Bldg. Bd. Sink. Fd.	\$ 509 867 32	
441	West Tex. St. Univ. 72-77 Bldg. Bd. Sink. Fd.	54 650 00	
	DEPARTMENTAL TOTAL	564 517 32	
758	Board of Regents State Senior Colleges		
407	St. Senior Colleges 1966-1977 Bldg. Bd. Sink. Fd.	1 908 538 75	
446	St. Senior Colleges 72-77 Bldg. Bd. Sink. Fd.	698 401 28	
	DEPARTMENTAL TOTAL	2 606 940 03	
781	Coordinating Board College & University System		
388	College Student Loans Bonds Int. & Sink. Fd.	10 537 977 50	
802	Parks and Wildlife Department		
409	Texas Park Development Bonds Int. & Sink. Fd.	1 466 275 00	
	FUNCTION TOTAL	79 109 643 39	
15	EMPLOYEES RETIREMENT		
327	Employees Retirement System		
001	General Revenue Fund	15 197 916 00	
006	State Highway Fund	12 642 945 24	
007	State Building Fund	33 400 89	
009	Special Game & Fish Fund	270 994 72	
019	Vital Statistics Fund	34 053 10	
020	Motor Vehicle Commission Fund	3 711 75	
024	Psychologists Licensing Fund	1 161 12	\$ 38 26
026	Unemployment Compensation Admin. Fund	2 313 644 09	
029	Traffic Safety Fund	29 074 48	
031	Texas Parks Fund	73 031 80	
033	Sanitariums Registration and License Fund	245 36	
034	Optometry Fund	330 00	
035	Veterinary Fund	2 866 49	
036	Insurance Board Operating Fund	376 741 04	
039	Commodity Distribution Fund	816 336 39	
040	Barber Examiners Fund	8 571 46	14 24
052	Veterans Land Board Fund	6 290 10	
055	Medical Registration Fund	9 086 47	
056	Professional Engineers Fund	9 937 58	113 92
057	County & Road District Highway Fund	6 199 50	2 14
059	Special Boat Fund	11 650 08	
061	Rehabilitation Commission Fund	644 428 12	
062	Comptrollers Operating Fund	740 443 59	
063	Land & Water Recreation & Safety Fund	847 30	
065	Land Office Sale Fee Fund	810 00	
069	Board of Landscape Architect & Irrigation Fd.	822 59	35 56
070	Bicentennial Fund	1 968 68	
072	Attorney General Operating Fund	50 975 79	
075	Registered Public Surveyors Fund	1 092 24	8 70
076	Prepaid Funeral Contract Fund	1 388 38	
080	Land Office Permit Fee Fund	972 22	
082	Mobile Home Standards Fund	17 972 00	894 68
083	Donated Commodity Distribution Fund	1 184 94	
086	Dental Registration Fund	4 357 44	

TABLE NO. 4 (Continued)
DISBURSEMENTS BY FUNCTION, DEPARTMENT AND FUND
Year Ended August 31, 1974

		Gross Disbursements Year To Date	Refund Disbursements Year To Date
15	EMPLOYEES RETIREMENT (Continued)		
327	Employees Retirement System (Continued)		
087	Hearing Aids Fund	\$ 1 221 36	
094	Workmens Compensation Fund	91 105 59	
097	Liquor Act Enforcement Fund	332 709 11	
099	Operators & Chauffeurs License Fund	276 206 89	
100	Treasury Fiscal Agency Fund	937 44	
102	Air Control Board Fund	7 820 00	\$ 20
109	Architects Registration Fund	2 057 86	04
114	Real Estate License Fund	30 331 98	
118	Federal Public Library Service Fund	1 500 16	
123	Water Development Board Planning Fund	5 598 04	
126	Industrial Commission Fund	9 013 54	
127	Community Affairs Federal Fund	54 300 00	2 374 09
129	Hospital Licensing Fund	3 591 72	1 816 04
134	Federal Older Americans Fund	18 101 31	16 50
136	Federal Alcoholism Fund	4 872 61	
137	Nursing Home Administrators Fund	1 899 12	45 80
140	Chiropractic Examiners Fund	1 023 44	
141	Federal Adult Blind Fund	188 730 00	315 58
150	Aircraft Fuel Tax Fund	8 436 95	
152	Escheat Expense & Reimbursement Fd.	3 177 34	
153	Water Quality Fund	6 145 58	631 80
155	Railroad Commission Operating Fund	282 008 86	
156	Industrial Revolving Fund	58 400 00	169 84
158	Water Rights Administration Fund	4 617 04	
164	Conservators Expense Fund	2 086 16	
166	Welfare Administration Operating Fund	3 262 172 14	3 916 89
220	Basic Science Examination Fund	2 225 63	1 80
222	Dept. Public Safety Federal Fund	60 050 00	227 80
223	Federal Land and Water Conservation Fund	11 176 78	
224	Governors Office Federal Projects Fund	41 752 35	1 418 78
266	Vocational Nurse Examiners Fund	6 431 80	
272	Board of Corrections Mineral Fund	4 000 00	4 500 00
273	Federal Health Fund	837 207 52	5 317 60
274	Motor Vehicle Inspection Fund	215 264 00	11 794 38
419	Property Tax Committee Fund	4 930 00	51 68
420	Parks & Wildlife Operating Fund	457 395 38	
421	Criminal Justice Planning Fund	64 000 00	3 713 30
423	Law Library Fund	1 513 04	1 500 00
424	Structural Pest Control Fund	6 338 88	
449	Adjutant General Federal Fund	8 082 72	
	DEPARTMENTAL TOTAL	39 693 883 29	38 919 62
	FUNCTION TOTAL	39 693 883 29	38 919 62
16	O.A.S.I.		
324	Department of Public Welfare		
001	General Revenue Fund	32 105 519 70	2 083 85
006	State Highway Fund	10 846 854 26	568 75
007	State Building Fund	22 625 85	
009	Special Game & Fish Fund	228 263 64	

TABLE NO. 4 (Continued)
DISBURSEMENTS BY FUNCTION, DEPARTMENT AND FUND
Year Ended August 31, 1974

		Gross Disbursements Year To Date	Refund Disbursements Year To Date
16	O.A.S.I. (Continued)		
324	Department of Public Welfare (Continued)		
	011 Available University Fund	\$ 89 461 83	
	019 Vital Statistics Fund	30 737 32	
	020 Motor Vehicle Commission Fund	2 677 06	
	024 Psychologists Licensing Fund	1 044 61	
	026 Unemployment Compensation Admin. Fund	2 043 955 79	
	029 Traffic Safety Fund	20 261 28	
	031 Texas Parks Fund	63 857 65	
	033 Sanitaricians Registration and License Fund	212 12	
	034 Optometry Fund	793 62	
	035 Veterinary Fund	1 964 54	
	036 Insurance Board Operating Fund	311 836 55	
	039 Commodity Distribution Fund	729 771 92	
	040 Barber Examiners Fund	7 520 69	
	055 Medical Registration Fund	7 889 26	
	056 Professional Engineers Fund	8 559 13	
	057 County & Road District Highway Fund	4 499 70	
	058 Feed Control Fund	30 630 25	
	059 Special Boat Fund	10 585 62	
	061 Rehabilitation Commission Fund	849 412 33	
	062 Comptrollers Operating Fund	639 756 27	
	063 Land & Water Recreation & Safety Fund	669 32	
	065 Land Office Sale Fee Fund	612 03	
	069 Board of Landscape Architect & Irrigation Fd.	793 96	
	070 Bicentennial Fund	1 345 58	
	072 Attorney General Operating Fund	35 048 42	
	075 Registered Public Surveyors Fund	1 071 68	
	076 Prepaid Funeral Contract Fund	950 98	
	082 Mobile Home Standards Fund	17 246 46	
	083 Donated Commodity Distribution Fund	886 97	
	086 Dental Registration Fund	3 927 52	
	087 Hearing Aids Fund	1 044 64	
	094 Workmens Compensation Fund	80 544 15	
	097 Liquor Act Enforcement Fund	291 756 43	
	099 Operators & Chauffeurs License Fund	198 765 35	
	100 Treasury Fiscal Agency Fund	906 82	
	102 Air Control Board Fund	7 666 56	
	109 Architects Registration Fund	2 034 19	
	112 Central Education Agency Operating Fund	469 151 27	
	114 Real Estate License Fund	27 246 02	
	118 Federal Public Library Service Fund	3 017 89	
	123 Water Development Board Planning Fund	4 099 63	
	126 Industrial Commission Fund	7 897 47	
	127 Community Affairs Federal Fund	45 117 73	
	129 Hospital Licensing Fund	681 30	
	134 Federal Older Americans Fund	15 375 04	
	136 Federal Alcoholism Fund	5 436 66	
	137 Nursing Home Administrators Fund	1 740 52	
	140 Chiropractic Examiners Fund	997 68	
	141 Federal Adult Blind Fund	176 780 78	
	150 Aircraft Fuel Tax Fund	6 474 01	

TABLE NO. 4 (Continued)
DISBURSEMENTS BY FUNCTION, DEPARTMENT AND FUND
Year Ended August 31, 1974

		Gross Disbursements Year To Date	Refund Disbursements Year To Date
16	O.A.S.I. (Continued)		
324	Department of Public Welfare (Continued)		
152	Escheat Expense & Reimbursement Fd.	\$ 2 866 59	
155	Railroad Commission Operating Fund	231 286 97	
156	Industrial Revolving Fund	54 177 09	
158	Water Rights Administration Fund	4 084 10	
164	Conservators Expense Fund	1 668 19	
166	Welfare Administration Operating Fund	3 041 029 04	
208	Federal Student Loan Fund	5 705 82	\$ 332 59
219	Federal Higher Education Fund	687 77	
220	Basic Science Examination Fund	2 134 89	
222	Dept. Public Safety Federal Fund	55 397 15	
223	Federal Land and Water Conservation Fund	10 209 24	
224	Governors Office Federal Projects Fund	30 809 15	
226	Pan American University Current Fund	127 69	
227	Angelo State University Current Fund	590 11	
237	Texas State Technical Institute Fund	2 395 72	
242	A & M University Current Fund	1 628 68	
243	Tarleton State University Current Fund	8 245 76	
244	UT at Arlington Current Fund	581 71	
245	Prairie View A & M University Current Fund	20 118 40	
247	Texas Southern University Current Fund	1 460 32	
248	University of Texas at Austin Current Fund	14 070 32	
250	UT at El Paso Current Fund	1 458 98	
253	Texas Womans University Current Fund	13 135 82	
254	Texas A & I Univ. at Kingsville Current Fund	10 930 13	
255	Texas Technological Univ. Current Fund	875 85	
256	Lamar University Current Fund	7 500 50	
257	East Texas State Univ. Current Fund	32 256 53	
258	North Texas State Univ. Current Fund	103 21	
259	Sam Houston State Univ. Current Fund	8 260 52	
260	Southwest Texas State Univ. Current Fund	18 364 30	
262	Sul Ross State Univ. Current Fund	3 476 77	
263	West Texas State Univ. Current Fund	22 240 01	
264	Midwestern University Current Fund	619 41	
266	Vocational Nurse Examiners Fund	5 971 79	
273	Federal Health Fund	725 824 93	
274	Motor Vehicle Inspection Fund	201 614 17	
275	Texas Maritime Academy Current Fund	45 63	
419	Property Tax Committee Fund	4 776 44	
420	Parks & Wildlife Operating Fund	415 680 57	
421	Criminal Justice Planning Fund	50 464 30	
423	Law Library Fund	253 48	
424	Structural Pest Control Fund	5 505 25	
449	Adjutant General Federal Fund	6 130 95	
	DEPARTMENTAL TOTAL	54 492 742 30	2 985 19
	FUNCTION TOTAL	54 492 742 30	2 985 19
17	GRANTS		
301	Governor-Executive		
001	General Revenue Fund	1 828 253 12	

TABLE NO. 4 (Continued)
DISBURSEMENTS BY FUNCTION, DEPARTMENT AND FUND
Year Ended August 31, 1974

		Gross Disbursements Year To Date	Refund Disbursements Year To Date
17	GRANTS (Continued)		
301	Governor-Executive (Continued)		
	029 Traffic Safety Fund	\$ 3 471 271 69	\$ 169 41
	134 Federal Older Americans Fund	5 589 236 49	11 608 67
	224 Governors Office Federal Projects Fund	320 534 99	
	421 Criminal Justice Planning Fund	35 010 840 86	754 679 50
	DEPARTMENTAL TOTAL	46 220 137 15	766 457 58
304	Comptroller of Public Accounts		
	068 Mixed Beverage Tax Clearance Fund	7 885 324 56	
306	Library and Historical Commission		
	001 General Revenue Fund	50 000 00	
	118 Federal Public Library Service Fund	855 897 00	
	DEPARTMENTAL TOTAL	905 897 00	
316	Board of County & District Road Indebtedness		
	057 County & Road District Highway Fund	7 300 000 00	
318	Commission For The Blind		
	001 General Revenue Fund	474 168 23	6 658 13
	141 Federal Adult Blind Fund	3 578 438 84	29 211 88
	DEPARTMENTAL TOTAL	4 052 607 07	35 870 01
325	Firemens Pension Commission		
	448 Federal Revenue Sharing Trust	300 000 00	
327	Employees Retirement System		
	001 General Revenue Fund	1 813 117 44	146 77
330	Commission For Rehabilitation		
	001 General Revenue Fund	1 042 90	300 00
	061 Rehabilitation Commission Fund	27 047 487 00	193 062 06
	DEPARTMENTAL TOTAL	27 048 529 90	193 362 06
332	Office of Community Affairs		
	001 General Revenue Fund	109 143 58	
	127 Community Affairs Federal Fund	10 423 588 18	6 667 28
	DEPARTMENTAL TOTAL	10 532 731 76	6 667 28
405	Department of Public Safety		
	092 Federal Disaster Fund	2 080 669 57	26 758 20
	221 Federal Civil Defense & Disaster Relief Fd.	447 711 89	406 67
	DEPARTMENTAL TOTAL	2 528 381 46	27 164 87
407	Law Enforcement Officer Standards & Education		
	001 General Revenue Fund	1 754 00	
461	Aeronautic Commission		
	001 General Revenue Fund	75 764 08	
	150 Aircraft Fuel Tax Fund	66 890 67	
	448 Federal Revenue Sharing Trust	114 686 20	
	DEPARTMENTAL TOTAL	257 340 95	
501	Department of Health		
	001 General Revenue Fund	5 366 442 76	437 799 39
	273 Federal Health Fund	2 987 052 57	287 722 17
	DEPARTMENTAL TOTAL	8 353 495 33	725 521 56
517	Commission on Alcoholism		
	001 General Revenue Fund	600 00	
	136 Federal Alcoholism Fund	1 685 921 19	40 684 50
	DEPARTMENTAL TOTAL	1 686 521 19	40 684 50
518	Water Quality Board		
	001 General Revenue Fund	528 333 67	

TABLE NO. 4 (Continued)
DISBURSEMENTS BY FUNCTION, DEPARTMENT AND FUND
Year Ended August 31, 1974

	Gross Disbursements Year To Date	Refund Disbursements Year To Date
17 GRANTS (Continued)		
519 Air Control Board		
102 Air Control Board Fund	\$ 1 045 25	
554 Texas Animal Health Commission		
001 General Revenue Fund	125 00	
651 Corsicana State Home		
001 General Revenue Fund	381 50	
652 Waco State Home		
001 General Revenue Fund	583 05	
654 Brownwood State School For Girls		
001 General Revenue Fund	193 00	
655 Dept. of Mental Health & Mental Retardation		
001 General Revenue Fund	12 573 036 50	\$ 8 500 00
657 Amarillo State Center for Human Development		
001 General Revenue Fund	65 50	
659 Rio Grande State Center MHMR		
001 General Revenue Fund	24 00	
660 Denton State School		
001 General Revenue Fund	1 613 05	
662 Dallas State Mental Health Clinic		
001 General Revenue Fund	200 026 00	
663 Commission For Indian Affairs		
001 General Revenue Fund	1 040 10	
664 Ft. Worth St. Mental Health Clinic		
001 General Revenue Fund	170 406 00	
668 Richmond State School		
001 General Revenue Fund	2 806 15	
669 Lufkin State School		
001 General Revenue Fund	13 614 51	
670 Corpus Christi State School		
001 General Revenue Fund	268 00	
671 San Angelo Center		
001 General Revenue Fund	2 731 91	
672 Mexia State School		
001 General Revenue Fund	510 42	
674 Kerrville State Hospital		
001 General Revenue Fund	41 73	
675 Travis State School		
001 General Revenue Fund	2 921 95	
676 Abilene State School		
001 General Revenue Fund	14 714 99	701 27
677 Austin State Hospital		
001 General Revenue Fund	3 463 15	
678 Austin State School		
001 General Revenue Fund	3 475 30	
679 Rusk State Hospital		
001 General Revenue Fund	927 40	
681 San Antonio State Hospital		
001 General Revenue Fund	957 92	
682 Terrell State Hospital		
001 General Revenue Fund	61 25	
683 Wichita Falls State Hospital		
001 General Revenue Fund	116 81	

TABLE NO. 4 (Continued)
DISBURSEMENTS BY FUNCTION, DEPARTMENT AND FUND
Year Ended August 31, 1974

		Gross Disbursements Year To Date	Refund Disbursements Year To Date
17	GRANTS (Continued)		
684	Harlingen State Chest Hospital		
	001 General Revenue Fund	\$ 242 00	
686	Big Spring State Hospital		
	001 General Revenue Fund	118 98	
689	Giddings State School For Boys		
	001 General Revenue Fund	307 77	
690	West Texas Childrens Home		
	001 General Revenue Fund	410 72	
691	Gatesville State School For Boys		
	001 General Revenue Fund	7 626 14	\$ 76 80
692	Gainesville State School For Girls		
	001 General Revenue Fund	2 787 37	
693	Crockett State School For Girls		
	001 General Revenue Fund	310 00	
695	Mountain View School For Boys		
	001 General Revenue Fund	1 310 00	
696	Department of Corrections		
	001 General Revenue Fund	781 642 47	
701	Texas Education Agency		
	001 General Revenue Fund	198 872 21	
	148 Federal Health Education & Welfare Fund	343 609 73	
	DEPARTMENTAL TOTAL	542 481 94	
711	A & M University Main University		
	047 A & M Univ. Available Fund	24 862 50	
	242 A & M Univ. Current Fund	57 124 88	
	DEPARTMENTAL TOTAL	81 987 38	
713	Tarleton State University		
	243 Tarleton State University Current Fund	2 475 00	
714	U of T at Arlington		
	001 General Revenue Fund	8 500 00	1 225 00
	244 UT at Arlington Current Fund	00	75 00
	DEPARTMENTAL TOTAL	8 500 00	1 300 00
715	Prairie View A & M University		
	001 General Revenue Fund	142 394 96	
	245 Prairie View A & M University Current Fund	60 485 50	
	DEPARTMENTAL TOTAL	202 880 46	
731	Texas Womans University		
	001 General Revenue Fund	11 000 00	
	253 Texas Womans University Current Fund	39 150 00	
	DEPARTMENTAL TOTAL	50 150 00	
732	Texas A & I University at Kingsville		
	254 Texas A&I Univ. at Kingsville Current Fd.	280 00	
733	Texas Technological University		
	255 Texas Technological Univ. Current Fund	5 000 00	
739	Texas Tech University School of Medicine		
	001 General Revenue Fund	6 000 00	
746	U T System School of Nursing		
	001 General Revenue Fund	19 949 50	
751	East Texas State University		
	001 General Revenue Fund	2 500 00	

TABLE NO. 4 (Continued)
 DISBURSEMENTS BY FUNCTION, DEPARTMENT AND FUND
 Year Ended August 31, 1974

		Gross Disbursements Year To Date	Refund Disbursements Year To Date
17	GRANTS (Continued)		
752	North Texas State University		
	258 North Texas State Univ. Current Fund	\$ 23 349 50	
753	Sam Houston State University		
	259 Sam Houston State Univ. Current Fund	3 200 00	
757	West Texas State University		
	263 West Texas State Univ. Current Fund	21 525 98	
781	Coordinating Board College & Univ. System		
	001 General Revenue Fund	5 045 505 00	
802	Parks and Wildlife Department		\$ 40 474 66
	223 Federal Land and Water Conservation Fund	4 432 219 20	
902	Miscellaneous		
	001 General Revenue Fund	162 336 64	90
	FUNCTION TOTAL	143 814 417 97	1 846 928 26
18	STATE COST TEACHER RETIREMENT		
304	Comptroller of Public Accounts		
	120 Omnibus Tax Clearance Fund	143 147 250 24	
	FUNCTION TOTAL	143 147 250 24	
19	MISCELLANEOUS		
304	Comptroller of Public Accounts		
	001 General Revenue Fund	107 682 55	
316	Board of County & District Road Indebtedness		
	057 County & Road District Highway Fund	1 009 65	
322	Employment Commission		
	001 General Revenue Fund	1 298 064 71	
405	Department of Public Safety		
	222 Dept. Public Safety Federal Fund	2 388 026 96	122 00
902	Miscellaneous		
	001 General Revenue Fund	1 168 756 27	212 16
	009 Special Game & Fish Fund	163 70	
	167 Welfare Assistance Operating Fund	110 00	
	168 Welfare Assistance Fund	1 608 37	
	DEPARTMENTAL TOTAL	1 170 638 34	212 16
906	American Revolution Bicentennial Commission		
	001 General Revenue Fund	55 947 51	
	070 Bicentennial Fund	51 209 80	128 59
	DEPARTMENTAL TOTAL	107 157 31	128 59
	FUNCTION TOTAL	5 072 579 52	462 75
99	INTERFUND TRANSFERS		
101	Senate		
	001 General Revenue Fund	1 088 024 90	
102	House of Representatives		
	001 General Revenue Fund	239 441 06	
103	Legislative Council		
	001 General Revenue Fund	124 551 98	

TABLE NO. 4 (Continued)
DISBURSEMENTS BY FUNCTION, DEPARTMENT AND FUND
Year Ended August 31, 1974

		Gross Disbursements Year To Date	Refund Disbursements Year To Date
99	INTERFUND TRANSFERS (Continued)		
104	Legislative Budget Board		
	001 General Revenue Fund	\$ 9 505 70	
105	Legislative Reference Library		
	001 General Revenue Fund	2 927 32	
111	Legislative Property Tax Committee		
	419 Property Tax Committee Fund	15 052 38	
112	Texas Constitutional Revision Commission		
	001 General Revenue Fund	1 529 81	
115	Texas Constitution Convention		
	001 General Revenue Fund	90 76	
201	Supreme Court		
	001 General Revenue Fund	923 17	
	448 Federal Revenue Sharing Trust	3 772 53	
	DEPARTMENTAL TOTAL	4 695 70	
211	Court of Criminal Appeals		
	001 General Revenue Fund	37 299 07	
212	Civil Judicial Council		
	001 General Revenue Fund	19 618 61	
213	State Attorney Before Court of Criminal Appeals		
	001 General Revenue Fund	490 43	
223	Court of Civil Appeals-Third District		
	001 General Revenue Fund	114 12	
	448 Federal Revenue Sharing Trust	627 62	
	DEPARTMENTAL TOTAL	741 74	
241	District Courts Comptrollers Judiciary Sec.		
	448 Federal Revenue Sharing Trust	106 24	
242	Judicial Qualifications Commission		
	001 General Revenue Fund	232 94	
	448 Federal Revenue Sharing Trust	456 69	
	DEPARTMENTAL TOTAL	689 63	
243	Law Library		
	001 General Revenue Fund	509 88	
	423 Law Library Fund	1 664 83	
	DEPARTMENTAL TOTAL	2 174 71	
301	Governor-Executive		
	001 General Revenue Fund	225 017 92	
	029 Traffic Safety Fund	1 874 910 63	
	134 Federal Older Americans Fund	26 113 59	
	224 Governors Office Federal Projects Fund	253 548 80	
	421 Criminal Justice Planning Fund	6 829 559 35	
	DEPARTMENTAL TOTAL	9 209 150 29	
302	Attorney General		
	001 General Revenue Fund	62 585 12	
	072 Attorney General Operating Fund	40 480 32	
	448 Federal Revenue Sharing Trust	5 50	
	DEPARTMENTAL TOTAL	103 070 94	
303	Board of Control		
	001 General Revenue Fund	504 160 48	\$ 493 85
	053 School Bus Revolving Fund	10 755 120 75	
	448 Federal Revenue Sharing Trust	438 56	
	DEPARTMENTAL TOTAL	11 259 719 79	493 85

TABLE NO. 4 (Continued)
DISBURSEMENTS BY FUNCTION, DEPARTMENT AND FUND
Year Ended August 31, 1974

	Gross Disbursements Year To Date	Refund Disbursements Year To Date
99 INTERFUND TRANSFERS (Continued)		
304 Comptroller of Public Accounts		
001 General Revenue Fund	\$ 15 273 207 12	
005 Confederate Pension Fund	160 00	
060 Highway Motor Fuel Tax Fund	398 718 127 62	
062 Comptrollers Operating Fund	63 373 40	
120 Omnibus Tax Clearance Fund	1 052 724 369 94	
DEPARTMENTAL TOTAL	1 466 779 238 08	
305 General Land Office		
001 General Revenue Fund	13 997 42	
065 Land Office Sale Fee Fund	10 60	
080 Land Office Permit Fee Fund	2 142 11	
448 Federal Revenue Sharing Trust	38 596 07	
DEPARTMENTAL TOTAL	54 746 20	
306 Library and Historical Commission		
001 General Revenue Fund	32 849 72	
118 Federal Public Library Service Fund	51 058 67	
DEPARTMENTAL TOTAL	83 908 39	
307 Secretary of State		
001 General Revenue Fund	80 474 04	
448 Federal Revenue Sharing Trust	19 630 54	
DEPARTMENTAL TOTAL	100 104 58	
308 Auditor		
001 General Revenue Fund	10 920 11	
309 Building Commission		
001 General Revenue Fund	3 178 28	
007 State Building Fund	2 380 478 49	
DEPARTMENTAL TOTAL	2 383 656 77	
310 Treasurer		
001 General Revenue Fund	10 244 49	
016 Available Deaf & Dumb Institute Fund	6 60	
017 Available Blind Institute Fund	463 19	
018 Available Orphans Home Fund	82 16	
048 Permanent Blind Institute Fund	17 877 50	
049 Permanent Deaf & Dumb Institute Fund	970 00	
051 Permanent Orphans Home Fund	9 592 50	
152 Escheat Expense & Reimbursement Fund	9 417 94	
164 Conservators Expense Fund	64 72	
DEPARTMENTAL TOTAL	48 719 10	
312 Securities Board		
001 General Revenue Fund	12 904 74	
316 Board of County & District Road Indebtedness		
057 County & Road District Highway Fund	11 003 726 34	
318 Commission For The Blind		
001 General Revenue Fund	9 888 13	
141 Federal Adult Blind Fund	105 366 49	
DEPARTMENTAL TOTAL	115 254 62	
322 Employment Commission		
026 Unemployment Compensation Admin. Fund	134 417 55	
165 Unemployment Comp. Special Admin. Fund	37 216 18	
DEPARTMENTAL TOTAL	171 633 73	

TABLE NO. 4 (Continued)
 DISBURSEMENTS BY FUNCTION, DEPARTMENT AND FUND
 Year Ended August 31, 1974

		Gross Disbursements Year To Date	Refund Disbursements Year To Date
99	INTERFUND TRANSFERS (Continued)		
324	Department of Public Welfare		
	001 General Revenue Fund	\$ 34 567 409 85	
	006 State Highway Fund	568 75	
	039 Commodity Distribution Fund	732 524 15	
	166 Welfare Administration Operating Fund	11 119 728 11	
	167 Welfare Assistance Operating Fund	61 686 593 00	
	168 Welfare Assistance Fund	10 115 428 32	
	DEPARTMENTAL TOTAL	118 222 252 18	
325	Firemens Pension Commission		
	001 General Revenue Fund	111 12	
	448 Federal Revenue Sharing Trust	484 32	
	DEPARTMENTAL TOTAL	595 44	
326	Good Neighbor Commission		
	001 General Revenue Fund	354 87	
	448 Federal Revenue Sharing Trust	1 363 33	
	DEPARTMENTAL TOTAL	1 718 20	
327	Employees Retirement System		
	001 General Revenue Fund	16 252 65	
	009 Special Game & Fish Fund	680 00	
	020 Motor Vehicle Commission Fund	5 00	
	024 Psychologists Licensing Fund	38 26	
	040 Barber Examiners Fund	14 24	
	056 Professional Engineers Fund	113 92	
	057 County & Road District Highway Fund	2 14	
	069 Board of Landscape Architect & Irrigation Fd.	40 56	
	075 Registered Public Surveyors Fund	8 70	
	082 Mobile Home Standards Fund	899 68	
	100 Treasury Fiscal Agency Fund	20	
	102 Air Control Board Fund	04	
	127 Community Affairs Federal Fund	2 374 09	
	129 Hospital Licensing Fund	1 841 04	
	134 Federal Older Americans Fund	16 50	
	137 Nursing Home Administrators Fund	50 80	
	141 Federal Adult Blind Fund	315 58	
	150 Aircraft Fuel Tax Fund	110 00	
	153 Water Quality Fund	631 80	
	156 Industrial Revolving Fund	249 84	
	164 Conservators Expense Fund	10 00	
	166 Welfare Administration Operating Fund	3 916 89	
	220 Basic Science Examination Fund	1 80	
	222 Dept. Public Safety Federal Fund	442 80	
	224 Governors Office Federal Projects Fund	1 418 78	
	272 Board of Corrections Mineral Fund	4 500 00	
	273 Federal Health Fund	5 317 60	
	274 Motor Vehicle Inspection Fund	12 429 38	
	419 Property Tax Committee Fund	51 68	
	421 Criminal Justice Planning Fund	3 713 30	
	423 Law Library Fund	1 605 00	
	DEPARTMENTAL TOTAL	57 052 27	
328	Veterans Land Board		
	052 Veterans Land Board Fund	27 214 64	
	190 Veterans Land Bond Fund Division A	1 435 342 37	

TABLE NO. 4 (Continued)
DISBURSEMENTS BY FUNCTION, DEPARTMENT AND FUND
Year Ended August 31, 1974

		Gross Disbursements Year To Date	Refund Disbursements Year To Date
99	INTERFUND TRANSFERS (Continued)		
328	Veterans Land Board (Continued)		
276	Veterans Land Bond Fund Division B	\$ 4 977 328 92	
278	Veterans Land Bond Fund Division A Res.	94 714 65	
281	Veterans Land Bond Fund Division B Res.	330 944 68	
375	Veterans Land Bond Fund Division C	15 247 369 27	
376	Veterans Land Bond Fund Division C Res.	2 855 111 82	
410	Veterans Land Bond Fund Div. D Series 1968	5 133 911 07	
411	Veterans Land Bond Fund Div. D Res.	4 128 313 34	
413	Veterans Land Bond Fund Div. D Series 1968A	4 409 203 52	
415	Veterans Land Bond Fund Div. D Series 1971	2 206 379 73	
417	Veterans Land Bond Fund Div. D Series 1971A	3 806 570 60	
426	Veterans Land Bond Fund Div. D Series 1971B	13 946 434 80	
428	Veterans Land Bond Fund Div. D Series 1972	32 451 323 91	
447	Veterans Land Bond Fund Div. D Series 1972A	53 251 474 10	
	DEPARTMENTAL TOTAL	144 301 637 42	
329	Real Estate Commission		
114	Real Estate License Fund	31 481 87	
330	Commission For Rehabilitation		
001	General Revenue Fund	22 550 42	
061	Rehabilitation Commission Fund	744 747 32	
	DEPARTMENTAL TOTAL	767 297 74	
331	Mass Transportation Commission		
001	General Revenue Fund	2 322 97	
332	Office of Community Affairs		
001	General Revenue Fund	76 284 67	
127	Community Affairs Federal Fund	54 553 60	
	DEPARTMENTAL TOTAL	130 838 27	
333	Office of State/Federal Relations		
001	General Revenue Fund	698 63	
334	Advisory Commission Intergovernmental Relations		
001	General Revenue Fund	9 044 12	
448	Federal Revenue Sharing Trust	1 075 97	
	DEPARTMENTAL TOTAL	10 120 09	
335	Commission For Deaf		
001	General Revenue Fund	316 79	
401	Adjutant General		
001	General Revenue Fund	74 057 78	
449	Adjutant General Federal Fund	28 575 38	
	DEPARTMENTAL TOTAL	102 633 16	
403	Veterans Affairs Commission		
001	General Revenue Fund	466 84	
448	Federal Revenue Sharing Trust	2 392 99	
	DEPARTMENTAL TOTAL	2 859 83	
405	Department of Public Safety		
006	State Highway Fund	19 919 79	
081	Public Safety Building Fund	64 267 56	
092	Federal Disaster Fund	78 654 55	
099	Operators & Chauffeurs License Fund	65 822 22	
221	Federal Civil Defense & Disaster Relief Fund	291 877 95	
222	Department Public Safety Federal Fund	123 974 38	
274	Motor Vehicle Inspection Fund	247 158 52	
	DEPARTMENTAL TOTAL	891 674 97	

TABLE NO. 4 (Continued)
 DISBURSEMENTS BY FUNCTION, DEPARTMENT AND FUND
 Year Ended August 31, 1974

		Gross Disbursements Year To Date	Refund Disbursements Year To Date
99	INTERFUND TRANSFERS (Continued)		
406	National Guard Armory Board		
	001 General Revenue Fund	\$ 3 573 40	
407	Law Enforcement Officer Standards & Education		
	001 General Revenue Fund	12 815 78	
408	Fire Protection Personnel Standards & Education		
	001 General Revenue Fund	2 938 81	
452	Bureau of Labor and Standards		
	001 General Revenue Fund	7 945 99	
	082 Mobile Home Standards Fund	2 606 41	
	DEPARTMENTAL TOTAL	10 552 40	
453	Industrial Accident Board		
	094 Workmens Compensation Fund	86 880 04	
454	Board of Insurance		
	010 Motor Vehicle Insurance Fund	355 000 00	
	013 Fire Insurance Fund	3 270 000 00	
	014 Compensation Insurance Fund	1 225 000 00	
	036 Insurance Board Operating Fund	80 563 79	
	054 Insurance Examination Fund	1 625 000 00	
	085 Insurance Agents License Fund	583 000 00	
	093 Managing General Agents Fund	15 000 00	
	103 Credit Insurance Fund	95 000 00	
	110 Fire Extinguisher Fund	45 000 00	
	113 Mutual Assessment Fund	2 000 00	
	115 Insurance Fee Fund	1 080 000 00	
	119 Fire Works License Fund	35 000 00	
	124 Local Recording Agents and Slstrs. Lcns. Fund	265 000 00	
	161 Casualty Insurance Fund	330 000 00	
	162 Title Insurance Fund	70 000 00	
	180 Burial Association Rate Fund	3 000 00	
	DEPARTMENTAL TOTAL	9 078 563 79	
455	Railroad Commission		
	155 Railroad Commission Operating Fund	76 192 49	
458	Alcoholic Beverage Commission		
	067 Confiscated Liquor Fund	207 50	
	097 Liquor Act Enforcement Fund	772 846 88	
	DEPARTMENTAL TOTAL	773 054 38	
459	Board of Architectural Examiners		
	109 Architects Registration Fund	3 907 93	
460	Board of Registration for Professional Engineers		
	056 Professional Engineers Fund	26 027 59	
461	Aeronautic Commission		
	150 Aircraft Fuel Tax Fund	22 581 70	
463	Board of Registration for Public Surveyors		
	075 Registered Public Surveyors Fund	1 983 66	
465	Industrial Commission		
	001 General Revenue Fund	188 113 98	
	126 Industrial Commission Fund	7 072 89	
	DEPARTMENTAL TOTAL	195 186 87	
467	Board of Private Investigators & Private Security Agents		
	448 Federal Revenue Sharing Trust	8 124 98	
468	Board of Landscape Architects		
	069 Board of Landscape Architect & Irrigation Fd.	1 374 46	

TABLE NO. 4 (Continued)
DISBURSEMENTS BY FUNCTION, DEPARTMENT AND FUND
Year Ended August 31, 1974

		Gross Disbursements Year To Date	Refund Disbursements Year To Date
99	INTERFUND TRANSFERS (Continued)		
470	Motor Vehicle Commission		
	020 Motor Vehicle Commission Fund		
471	Texas Amusement Machine Commission	\$ 4 90	
	001 General Revenue Fund	2 946 88	
	120 Omnibus Tax Clearance Fund	85 00	
	448 Federal Revenue Sharing Trust	12 197 72	
	DEPARTMENTAL TOTAL	15 229 60	
472	Texas Structural Pest Control Board		
	424 Structural Pest Control Fund	2 183 09	
501	Department of Health		
	001 General Revenue Fund	460 557 23	
	019 Vital Statistics Fund	38 432 50	
	273 Federal Health Fund	497 522 44	
	DEPARTMENTAL TOTAL	996 512 17	
502	Board of Barber Examiners		
	001 General Revenue Fund	400 49	
	040 Barber Examiners Fund	1 829 38	
	DEPARTMENTAL TOTAL	2 229 87	
503	Board of Medical Examiners		
	055 Medical Registration Fund	25 224 59	
504	Board of Dental Examiners		
	086 Dental Registration Fund	11 894 99	
505	Cosmetology Commission		
	001 General Revenue Fund	17 118 07	
506	U of T System Cancer Center		
	001 General Revenue Fund	111 17	
508	Board of Chiropractic Examiners		
	140 Chiropractic Examiners Fund	4 24	
509	Board of Examiners For Hearing Aids		
	087 Hearing Aids Fund	3 294 90	
510	Board of Examiners in Basic Science		
	220 Basic Science Examination Fund	11 433 66	
511	Board of Vocational Nurse Examiners		
	266 Vocational Nurse Examiners Fund	7 827 03	
514	Optometry Board		
	034 Optometry Fund	2 86	
517	Commission on Alcoholism		
	001 General Revenue Fund	11 116 75	
	136 Federal Alcoholism Fund	78 259 34	
	DEPARTMENTAL TOTAL	89 376 09	
518	Water Quality Board		
	001 General Revenue Fund	177 557 73	
	153 Water Quality Fund	121 112 68	
	DEPARTMENTAL TOTAL	298 670 41	
519	Air Control Board		
	001 General Revenue Fund	5 042 00	
	102 Air Control Board Fund	108 509 14	
	DEPARTMENTAL TOTAL	113 551 14	
520	Board of Examiners of Psychologists		
	024 Psychologists Licensing Fund	402 10	
521	Governors Commission on Physical Fitness		
	448 Federal Revenue Sharing Trust	493 89	

TABLE NO 4 (Continued)
DISBURSEMENTS BY FUNCTION, DEPARTMENT AND FUND
Year Ended August 31, 1974

		Gross Disbursements Year To Date	Refund Disbursements Year To Date
99	INTERFUND TRANSFERS (Continued)		
524	Board of Nursing Home Administrators		
	137 Nursing Home Administrators Fund	\$ 748 95	
551	Department of Agriculture		
	001 General Revenue Fund	71 055 67	
	023 Department of Agriculture Fund	35 199 98	
	DEPARTMENTAL TOTAL	106 255 65	
552	Water Rights Commission		
	001 General Revenue Fund	82 065 51	
	158 Water Rights Administration Fund	1 189 71	
	448 Federal Revenue Sharing Trust	1 029 60	
	DEPARTMENTAL TOTAL	84 284 82	
554	Texas Animal Health Commission		
	001 General Revenue Fund	72 467 85	
555	Agriculture Extension Service		
	001 General Revenue Fund	3 555 39	
556	Agricultural Experiment Station		
	001 General Revenue Fund	9 107 39	
	058 Feed Control Fund	126 10	
	DEPARTMENTAL TOTAL	9 233 49	
557	Veterinary Medical Diagnostic Laboratory		
	001 General Revenue Fund	13 176 56	
576	Forest Service		
	001 General Revenue Fund	985 05	
577	Rodent & Predatory Animal Control Service		
	001 General Revenue Fund	139 94	
578	Board of Veterinary Medical Examiners		
	035 Veterinary Fund	1 416 21	
579	Rio Grande Compact Commission		
	001 General Revenue Fund	109 09	
580	Water Development Board		
	001 General Revenue Fund	197 037 09	
	041 Water Development Board Fund	19 775 02	
	123 Water Development Board Planning Fund	1 296 76	
	351 Water Development Fund	48 830 110 18	
	352 Water Development Bonds Int. & Sinking Fund	35 334 627 64	
	355 Storage Facilities Operation and Maint. Fund	595 763 77	
	DEPARTMENTAL TOTAL	84 978 610 46	
584	Texas Offshore Terminal Commission		
	001 General Revenue Fund	769 46	
585	Texas Coastal and Marine Council		
	001 General Revenue Fund	4 149 96	
592	Soil & Water Conservation Board		
	001 General Revenue Fund	300 00	
601	Highway Department		
	001 General Revenue Fund	1 323 247 39	
	006 State Highway Fund	8 270 159 08	
	021 Trust Acct-Federal Aid-Highway Act Fund	1 135 232 33	
	DEPARTMENTAL TOTAL	10 728 638 80	
651	Corsicana State Home		
	001 General Revenue Fund	9 763 13	
652	Waco State Home		
	001 General Revenue Fund	6 139 55	

TABLE NO. 4 (Continued)
DISBURSEMENTS BY FUNCTION, DEPARTMENT AND FUND
Year Ended August 31, 1974

		Gross Disbursements Year To Date	Refund Disbursements Year To Date
99	INTERFUND TRANSFERS (Continued)		
654	Brownwood State School For Girls		
	001 General Revenue Fund	\$ 11 446 26	
655	Department of Mental Health & Mental Retardation		
	001 General Revenue Fund	423 619 93	
656	Vernon Center		
	001 General Revenue Fund	85 527 97	
657	Amarillo State Center For Human Development		
	001 General Revenue Fund	2 694 41	
658	Beaumont State Center For Human Development		
	001 General Revenue Fund	15 916 47	
659	Rio Grande State Center MHMR		
	001 General Revenue Fund	75 166 02	
660	Denton State School		
	001 General Revenue Fund	123 984 63	
661	El Paso State Center For Human Development		
	001 General Revenue Fund	1 654 10	
663	Commission For Indian Affairs		
	001 General Revenue Fund	6 253 10	
664	Ft. Worth State Mental Health Clinic		
	001 General Revenue Fund	150 67	
666	East Texas State Chest Hospital		
	001 General Revenue Fund	23 705 93	
667	Ft. Worth State School		
	001 General Revenue Fund	60 20	
668	Richmond State School		
	001 General Revenue Fund	80 500 25	
669	Lufkin State School		
	001 General Revenue Fund	78 468 08	
670	Corpus Christi State School		
	001 General Revenue Fund	46 758 45	
671	San Angelo Center		
	001 General Revenue Fund	65 608 31	
672	Mexia State School		
	001 General Revenue Fund	187 057 37	
673	San Antonio State Chest Hospital		
	001 General Revenue Fund	26 485 20	
674	Kerrville State Hospital		
	001 General Revenue Fund	149 701 93	
675	Travis State School		
	001 General Revenue Fund	235 395 07	
676	Abilene State School		
	001 General Revenue Fund	182 446 13	
677	Austin State Hospital		
	001 General Revenue Fund	265 864 12	
678	Austin State School		
	001 General Revenue Fund	247 523 40	
679	Rusk State Hospital		
	001 General Revenue Fund	286 732 36	
681	San Antonio State Hospital		
	001 General Revenue Fund	404 938 96	
682	Terrell State Hospital		
	001 General Revenue Fund	248 481 30	

TABLE NO. 4 (Continued)
DISBURSEMENTS BY FUNCTION, DEPARTMENT AND FUND
Year Ended August 31, 1974

	Gross Disbursements Year To Date	Refund Disbursements Year To Date
99 INTERFUND TRANSFERS (Continued)		
683 Wichita Falls State Hospital		
001 General Revenue Fund	\$ 220 126 88	
684 Harlingen State Chest Hospital		
001 General Revenue Fund	14 265 43	
685 Research Institute of Mental Sciences		
001 General Revenue Fund	44 055 45	
686 Big Spring State Hospital		
001 General Revenue Fund	196 203 00	
687 Lubbock State School		
001 General Revenue Fund	59 037 14	
688 Brenham State School		
001 General Revenue Fund	18 086 70	
689 Giddings State School For Boys		
001 General Revenue Fund	7 980 86	
690 West Texas Childrens Home		
001 General Revenue Fund	5 067 26	
691 Gatesville State School For Boys		
001 General Revenue Fund	59 828 69	
692 Gainesville State School For Girls		
001 General Revenue Fund	5 886 13	
693 Crockett State School For Girls		
001 General Revenue Fund	3 286 35	
694 Youth Council		
001 General Revenue Fund	16 642 97	
695 Mountain View School For Boys		
001 General Revenue Fund	10 323 52	
696 Department of Corrections		
001 General Revenue Fund	172 793 01	
156 Industrial Revolving Fund	3 417 10	
272 Board of Corrections Mineral Fund	24 014 46	
DEPARTMENTAL TOTAL	200 224 57	
697 Board of Pardons & Paroles		
001 General Revenue Fund	21 401 81	
448 Federal Revenue Sharing Trust	185 12	
DEPARTMENTAL TOTAL	21 586 93	
701 Texas Education Agency		
001 General Revenue Fund	696 977 67	
002 Available School Fund	613 839 83	
003 State Textbook Fund	733 574 69	
030 Education Agency Driver Education Fund	75 639 80	
038 Central Education Agency Program Fund	711 902 03	
044 Permanent School Fund	158 337 431 74	
112 Central Education Agency Operating Fund	207 919 69	
148 Federal Health Education & Welfare Fund	9 559 077 77	
171 Federal School Lunch Fund	82 857 86	
193 Foundation School Fund	2 845 772 00	
DEPARTMENTAL TOTAL	173 864 993 08	
710 A & M University System Administration		
001 General Revenue Fund	51 00	
095 A & M University Mineral Investment Fund	449 655 30	
096 A & M University Mineral Income Fund	195 291 10	
DEPARTMENTAL TOTAL	644 997 40	

TABLE NO. 4 (Continued)
DISBURSEMENTS BY FUNCTION, DEPARTMENT AND FUND
Year Ended August 31, 1974

		Gross Disbursements Year To Date	Refund Disbursements Year To Date
99	INTERFUND TRANSFERS (Continued)		
711	A & M University Main University		
	001 General Revenue Fund	\$ 65 146 90	
	047 A & M University Available Fund	28 286 60	
	242 A & M University Current Fund	191 106 97	
	448 Federal Revenue Sharing Trust	2 154 38	
	DEPARTMENTAL TOTAL	286 694 85	
712	Engineering Experiment Station		
	001 General Revenue Fund	22 661 50	
713	Tarleton State University		
	001 General Revenue Fund	655 00	
	243 Tarleton State University Current Fund	7 937 82	
	448 Federal Revenue Sharing Trust	194 82	
	DEPARTMENTAL TOTAL	8 787 64	
714	U of T at Arlington		
	001 General Revenue Fund	46 372 04	
	244 UT at Arlington Current Fund	14 870 56	
	448 Federal Revenue Sharing Trust	3 055 54	
	DEPARTMENTAL TOTAL	64 298 14	
715	Prairie View A & M University		
	001 General Revenue Fund	5 993 04	
	245 Prairie View A & M University Current Fund	3 935 88	
	DEPARTMENTAL TOTAL	9 928 92	
716	Engineering Extension Service		
	001 General Revenue Fund	335 84	
717	Texas Southern University		
	001 General Revenue Fund	3 261 68	
	247 Texas Southern University Current Fund	22 675 10	
	448 Federal Revenue Sharing Trust	1 180 39	
	DEPARTMENTAL TOTAL	27 117 17	
718	Texas Maritime Academy		
	001 General Revenue Fund	19 576 77	
	275 Texas Maritime Academy Current Fund	430 60	
	DEPARTMENTAL TOTAL	20 007 37	
719	Texas State Technical Institute		
	001 General Revenue Fund	13 150 80	
	237 Texas State Technical Institute Fund	105 00	
	DEPARTMENTAL TOTAL	13 255 80	
721	University of Texas at Austin		
	001 General Revenue Fund	24 297 32	
	011 Available University Fund	775 659 91	
	045 Permanent University Fund	181 454 465 18	
	248 Univ. of Texas at Austin Current Fund	5 519 98	
	DEPARTMENTAL TOTAL	182 259 942 39	
723	U of T Medical Branch at Galveston		
	001 General Revenue Fund	17 558 65	
724	U of T at El Paso		
	001 General Revenue Fund	8 010 44	
	250 UT at El Paso Current Fund	890 99	
	DEPARTMENTAL TOTAL	8 901 43	
729	U of T Health Science Center at Dallas		
	001 General Revenue Fund	40 768 35	

TABLE NO. 4 (Continued)
DISBURSEMENTS BY FUNCTION, DEPARTMENT AND FUND
Year Ended August 31, 1974

		Gross Disbursements Year To Date	Refund Disbursements Year To Date
99	INTERFUND TRANSFERS (Continued)		
730	University of Houston		
	001 General Revenue Fund	\$ 1 419 40	
	225 University of Houston Current Fund	11 196 28	
	DEPARTMENTAL TOTAL	12 615 68	
731	Texas Womans University		
	001 General Revenue Fund	6 206 93	
	253 Texas Womans University Current Fund	1 190 29	
	DEPARTMENTAL TOTAL	7 397 22	
732	Texas A & I University at Kingsville		
	001 General Revenue Fund	1 396 63	
	254 Texas A & I Univ. at Kingsville Current Fd.	79 695 23	
	DEPARTMENTAL TOTAL	81 091 86	
733	Texas Technological University		
	001 General Revenue Fund	6 616 30	
	255 Texas Technological Univ. Current Fund	50 693 26	
	448 Federal Revenue Sharing Trust	1 869 95	
	DEPARTMENTAL TOTAL	59 179 51	
734	Lamar University		
	001 General Revenue Fund	91 15	
	256 Lamar University Current Fund	47 589 96	
	DEPARTMENTAL TOTAL	47 681 11	
735	Midwestern University		
	001 General Revenue Fund	1 264 03	
	264 Midwestern University Current Fund	15 756 46	
	DEPARTMENTAL TOTAL	17 020 49	
736	Pan American University		
	001 General Revenue Fund	1 580 17	
	226 Pan American University Current Fund	3 005 21	
	DEPARTMENTAL TOTAL	4 585 38	
737	Angelo State University		
	001 General Revenue Fund	1 063 05	
	227 Angelo State University Current Fund	23 110 51	
	DEPARTMENTAL TOTAL	24 173 56	
738	University of Texas at Dallas		
	001 General Revenue Fund	271 23	
739	Texas Tech University School of Medicine		
	001 General Revenue Fund	529 200 80	
	448 Federal Revenue Sharing Trust	929 03	
	DEPARTMENTAL TOTAL	530 129 83	
740	UT Dental Branch at San Antonio		
	001 General Revenue Fund	382 22	
742	UT of the Permian Basin		
	001 General Revenue Fund	71 276 64	
743	UT at San Antonio		
	001 General Revenue Fund	3 862 86	
	249 UT at San Antonio Current Fund	20 000 00	
	DEPARTMENTAL TOTAL	23 862 86	
744	UT Health Science Center at Houston		
	001 General Revenue Fund	1 049 34	
745	UT Health Science Center at San Antonio		
	001 General Revenue Fund	4 484 80	

TABLE NO. 4 (Continued)
DISBURSEMENTS BY FUNCTION, DEPARTMENT AND FUND
Year Ended August 31, 1974

	Gross Disbursements Year To Date	Refund Disbursements Year To Date
99 INTERFUND TRANSFERS (Continued)		
746 UT System School of Nursing		
001 General Revenue Fund	\$ 168 62	
750 Tyler State College		
001 General Revenue Fund	429 22	
228 Tyler State College Current Fund	1 086 65	
DEPARTMENTAL TOTAL	1 515 87	
751 East Texas State University		
001 General Revenue Fund	3 129 77	
257 East Texas State University Current Fund	17 972 06	
DEPARTMENTAL TOTAL	21 101 83	
752 North Texas State University		
001 General Revenue Fund	2 469 15	
258 North Texas State University Current Fund	5 170 53	
DEPARTMENTAL TOTAL	7 639 68	
753 Sam Houston State University		
001 General Revenue Fund	20 675 83	
259 Sam Houston State University Current Fund	24 878 30	
DEPARTMENTAL TOTAL	45 554 13	
754 Southwest Texas State University		
001 General Revenue Fund	2 351 55	
260 Southwest Texas State Univ. Current Fund	55 401 85	
DEPARTMENTAL TOTAL	57 753 40	
755 Stephen F. Austin State University		
001 General Revenue Fund	3 097 14	
261 Stephen F. Austin State Univ. Current Fund	7 809 17	
DEPARTMENTAL TOTAL	10 906 31	
756 Sul Ross State University		
001 General Revenue Fund	10 461 46	
262 Sul Ross State University Current Fund	13 985 52	
DEPARTMENTAL TOTAL	24 446 98	
757 West Texas State University		
001 General Revenue Fund	332 20	
263 West Texas State Univ. Current Fund	16 903 45	
DEPARTMENTAL TOTAL	17 235 65	
758 Board of Regents State Senior Colleges		
001 General Revenue Fund	5 132 35	
759 University of Houston at Clear Lake City		
001 General Revenue Fund	705 81	
760 Texas A & I University at Corpus Christi		
001 General Revenue Fund	3 778 27	
230 Texas A & I Univ. at Corpus Christi Current Fd.	4 387 20	
DEPARTMENTAL TOTAL	8 165 47	
761 Texas A & I University at Laredo		
231 Texas A & I Univ. at Laredo Current Fd.	2 296 11	
762 Texas A & I University System Administration		
001 General Revenue Fund	705 62	
781 Coordinating Board College & Univ. System		
001 General Revenue Fund	1 562 267 88	
208 Federal Student Loan Fund	16 803 74	
387 Texas Opportunity Plan Fund	31 319 752 75	
388 College Student Loans Bonds Int. & Sink. Fd.	19 857 216 20	
DEPARTMENTAL TOTAL	52 756 040 57	

TABLE NO. 4 (Continued)
DISBURSEMENTS BY FUNCTION, DEPARTMENT AND FUND
Year Ended August 31, 1974

		Gross Disbursements Year To Date	Refund Disbursements Year To Date
99	INTERFUND TRANSFERS (Continued)		
802	Parks and Wildlife Department		
	001 General Revenue Fund	\$ 1 990 786 98	
	009 Special Game & Fish Fund	6 770 569 39	
	031 Texas Parks Fund	757 457 26	
	059 Special Boat Fund	3 049 398 69	
	063 Land & Water Recreation & Safety Fund	30 108 84*	
	064 State Parks Fund	545 557 90	
	223 Federal Land and Water Conservation Fund	30 675 10	
	408 Texas Park Development Fund	10 056 973 26	
	409 Texas Park Development Bonds Int. & Sink. Fd.	5 566 755 86	
	420 Parks & Wildlife Operating Fund	101 432 14	
	DEPARTMENTAL TOTAL	28 839 497 74	
808	Texas Historical Commission		
	001 General Revenue Fund	26 815 98	
812	UT Institute of Texan Cultures		
	001 General Revenue Fund	76 46	
813	Arts and Humanities Commission		
	001 General Revenue Fund	1 465 62	
815	Texas Tourist Development Agency		
	001 General Revenue Fund	5 814 35	
816	Admiral Nimitz Museum		
	001 General Revenue Fund	113 64	
902	Miscellaneous		
	001 General Revenue Fund	7 935 342 25	
	448 Federal Revenue Sharing Trust	345 671 818 94	
	DEPARTMENTAL TOTAL	353 607 161 19	
906	American Revolution Bicentennial Commission		
	070 Bicentennial Fund	184 42	
	FUNCTION TOTAL	2 673 101 951 52	\$ 493 85
	GRAND TOTAL	7 166 060 940 55	66 296 233 89

* Indicates Negative

Other Summaries

& Statements

TABLE NO. 5
SUMMARY CASH TRANSACTIONS AND BALANCES
Year Ended August 31, 1974

		Net Cash Balance 9-1-73	Gross Receipts	Gross Disbursements	Net Cash Balance 8-31-74
GROUP 1: GENERAL STATE OPERATING AND DISBURSING FUNDS					
1	General Revenue Fund	\$ 205 898 981 37	\$ 1 753 990 173 10	\$ 1 424 626 940 96	\$ 533 249 004 74
	Refunds		3 534 121 09	1 520 912 32	
9	Special Game & Fish Fund	2 483 454 43	17 807 925 24	13 852 377 38	6 347 431 07
	Refunds		100 435 64	8 864 42	
10	Motor Vehicle Insurance Fund	317 362 67	461 145 16	355 000 00	423 507 83
	Refunds		00	00	
12	Building Construction Planning Fund	204 323 19	00	7 679 69	196 643 50
	Refunds		00	00	
13	Fire Insurance Fund	3 274 744 50	5 646 098 16	3 270 000 00	5 650 842 66
	Refunds		00	00	
14	Compensation Insurance Fund	980 803 13	1 569 098 07	1 225 000 00	1 324 901 20
	Refunds		00	00	
19	Vital Statistics Fund	100 123 68	625 292 89	639 989 32	47 032 85
	Refunds		38 413 45	19 05	
20	Motor Vehicle Commission Fund	4 152 30	99 593 16	99 565 88	4 184 58
	Refunds		00	5 00	
23	Department of Agriculture Fund	594 954 67	1 302 370 72	1 126 803 17	771 372 49
	Refunds		00	850 27	
24	Psychologists Licensing Fund	5 414 88	45 034 07	42 796 23	7 690 98
	Refunds		00	38 26	
27	Old Age Assistance Fund	00	11 645 123 00	11 645 123 00	00
	Refunds		00	00	
29	Traffic Safety Fund	218 667 03	9 756 781 81	6 407 056 56	3 568 621 69
	Refunds		00	229 41	
30	Education Agency Driver Education Fund	2 108 089 36	492 910 51	2 190 592 79	421 269 27
	Refunds		00	10 862 19	
31	Texas Parks Fund	17 946 548 99	13 164 986 10	11 923 635 55	19 187 927 19
	Refunds		00	27 65	
32	Youth Council Mineral Fund	13 460 75	238 82	00	13 699 57
	Refunds		00	00	
33	Sanitarians Registration and License Fund	739 40	5 561 23	5 536 27	764 36
	Refunds		00	00	
34	Optometry Fund	62 662 64	58 728 19	62 580 37	58 813 32
	Refunds		00	2 86	
35	Veterinary Fund	42 404 42	58 370 21	66 873 06	33 901 57
	Refunds		00	00	
36	Insurance Board Operating Fund	1 716 198 99	7 437 751 33	8 314 427 34	839 874 03
	Refunds		00	351 05	
38	Central Education Agency Program Fund	4 056 457 74	98 710 453 80	103 239 908 03	238 905 54
	Refunds		00	711 902 03	
39	Commodity Distribution Fund	1 550 236 49	24 832 360 92	20 615 980 17	5 090 566 27
	Refunds		677 511 46	1 460 49	
40	Barber Examiners Fund	2 122 49	503 902 97	237 621 51	268 418 19
	Refunds		00	14 24	
41	Water Development Board Fund	433 600 74	755 981 30	700 573 70	489 459 06
	Refunds		00	450 72	
52	Veterans Land Board Fund	121 341 76	316 993 11	241 650 86	196 684 01
	Refunds		00	00	
54	Insurance Examination Fund	175 941 98	1 562 812 16	1 625 000 00	113 754 14
	Refunds		00	00	
55	Medical Registration Fund	184 574 03	222 853 62	276 268 18	131 165 87
	Refunds		00	6 40	

TABLE NO. 5 (Continued)
 SUMMARY CASH TRANSACTIONS AND BALANCES
 Year Ended August 31, 1974

	Net Cash Balance 9-1-73	Gross Receipts	Gross Disbursement	Net Cash Balance 8-31-74
GROUP 1: GENERAL STATE OPERATING AND DISBURSING FUNDS (CONTINUED)				
56 Professional Engineers Fund	\$ 163 798 63	\$ 321 285 05	\$ 317 575 90	\$ 167 624 85
Refunds		00	117 07	
58 Feed Control Fund	57 309 10	710 740 03	720 751 74	47 171 29
Refunds		126 10	00	
59 Special Boat Fund	3 135 636 73	4 669 586 77	3 760 653 62	4 044 295 38
Refunds		474 25	199 75	
61 Rehabilitation Commission Fund	647 591 28	51 312 296 87	51 778 110 65	380 175 04
Refunds		00	198 397 54	
62 Comptrollers Operating Fund	4 779 866 74	20 923 536 09	16 612 540 09	9 091 186 91
Refunds		00	324 17	
63 Land & Water Recreation & Safety Fund	1 001 172 94	904 661 08*	1 342 93*	97 886 59
Refunds		00	31 80	
64 State Parks Fund	831 410 57	1 217 576 87	1 396 995 56	652 199 70
Refunds		00	207 82	
65 Land Office Sale Fee Fund	96 565 35	515 652 16	139 543 68	472 681 05
Refunds		00	7 22	
67 Confiscated Liquor Fund	45 181 38	5 211 16	5 519 50	44 665 54
Refunds		207 50	00	
69 Board of Landscape Architect & Irrigation Fund	32 099 57	70 866 02	21 294 44	81 711 71
Refunds		00	40 56	
70 Bicentennial Fund	50 285 54	21 148 19	54 738 48	16 823 84
Refunds		00	128 59	
71 Texas Highway Beautification Fund	692 743 00	1 225 803 00	00	1 918 546 00
Refunds		00	00	
72 Attorney General Operating Fund	184 141 98	1 172 091 45	1 212 238 20	144 221 97
Refunds		00	226 74	
75 Registered Public Surveyors Fund	13 291 48	33 724 54	34 033 73	12 990 99
Refunds		00	8 70	
76 Prepaid Funeral Contract Fund	2 567 80	40 713 50	25 573 93	17 707 37
Refunds		00	00	
80 Land Office Permit Fee Fund	161 381 49	113 019 50	51 048 19	223 352 80
Refunds		00	00	
81 Public Safety Building Fund	3 751 663 09	2 672 613 15	3 612 469 03	2 811 807 21
Refunds		00	00	
82 Mobile Home Standards Fund	61 778 70	374 225 39	400 429 29	36 839 27
Refunds		00	1 264 47	
83 Donated Commodity Distribution Fund	37 014 96	14 837 20	22 114 41	29 737 75
Refunds		00	00	
85 Insurance Agents License Fund	95 374 17	595 503 99	583 000 00	107 878 16
Refunds		00	00	
86 Dental Registration Fund	161 240 91	230 737 12	181 174 81	209 107 48
Refunds		1 705 00	9 26	
87 Hearing Aids Fund	39 869 23	38 913 85	37 045 71	41 739 97
Refunds		00	2 60	
88 Board of Cosmetologists Fund	139 95	139 95*	00	00
Refunds		00	00	
89 Youth Development Fund	579 06	00	00	579 06
Refunds		00	00	
93 Managing General Agents Fund	5 944 39	15 015 00	15 000 00	5 959 39
Refunds		00	00	
94 Workmens Compensation Fund	688 326 72	2 140 447 05	2 141 169 15	687 763 18
Refunds		00	158 56	

* Indicates Negative

TABLE NO. 5 (Continued)
SUMMARY CASH TRANSACTIONS AND BALANCES
Year Ended August 31, 1974

		Net Cash Balance 9-1-73	Gross Receipts	Gross Disbursements	Net Cash Balance 8-31-74
GROUP 1: GENERAL STATE OPERATING AND DISBURSING FUNDS (CONTINUED)					
95	A & M Univ. Mineral Investment Fund	\$ 18 155 64	\$ 442 603 80	\$ 449 655 30	\$ 11 104 14
	Refunds		00	00	
96	A & M Univ. Mineral Income Fund	15 711 49	199 404 46	195 932 49	19 183 46
	Refunds		00	00	
97	Liquor Act Enforcement Fund	461 067 28	8 904 029 97	7 861 258 95	790 368 18
	Refunds		714 319 39	849 27	
99	Operators & Chauffeurs License Fund	5 411 766 66	8 862 388 26	8 758 804 60	5 515 350 32
	Refunds		00	00	
100	Treasury Fiscal Agency Fund	19 102 13	12 858 10	18 778 46	13 181 97
	Refunds		00	20	
101	State Disabled Assistance Fund	00	2 733 696 00	2 733 696 00	00
	Refunds		00	00	
102	Air Control Board Fund	101 172 04	1 577 400 99	1 333 338 15	345 500 90
	Refunds		00	266 02	
103	Credit Insurance Fund	389 055 18	128 500 00	95 000 00	422 555 18
	Refunds		00	00	
109	Architects Registration Fund	76 623 68	120 542 80	91 026 62	106 145 48
	Refunds		00	5 62	
110	Fire Extinguisher Fund	56 266 56	54 347 00	45 000 00	65 613 56
	Refunds		00	00	
112	Central Education Agency Operating Fund	332 333 78	13 079 576 06	12 685 718 26	726 536 11
	Refunds		00	344 53	
113	Mutual Assessment Fund	256 00	1 858 56	2 000 00	114 56
	Refunds		00	00	
114	Real Estate License Fund	446 211 57	754 958 57	731 217 09	469 970 20
	Refunds		00	17 15	
115	Insurance Fee Fund	1 623 203 36	1 092 187 85	1 080 000 00	1 635 391 21
	Refunds		00	00	
119	Fire Works License Fund	4 551 50	41 924 08	35 000 00	11 475 58
	Refunds		00	00	
121	Blind Assistance Fund	00	437 320 00	437 320 00	00
	Refunds		00	00	
122	Children Assistance Fund	00	46 656 909 00	46 656 909 00	00
	Refunds		00	00	
123	Water Development Board Planning Fd	27 440 62	206 876 99	164 412 41	69 905 20
	Refunds		00	00	
124	LCL Recording Agts & SLSTRS Lcns Fd	178 650 66	331 079 91	265 000 00	244 730 57
	Refunds		00	00	
126	Industrial Commission Fund	6 813 28	239 390 55	219 139 04	27 064 79
	Refunds		00	00	
129	Hospital Licensing Fund	10 823 13	50 589 03	24 585 44	38 667 76
	Refunds		00	1 841 04	
137	Nursing Home Administrators Fund	120 611 62	149 091 48	66 308 15	203 469 25
	Refunds		00	74 30	
140	Chiropractic Examiners Fund	8 927 37	31 587 92	35 469 26	5 050 27
	Refunds		00	4 24	
150	Aircraft Fuel Tax Fund	415 970 31	611 168 10	357 224 28	670 393 82
	Refunds		00	479 69	
152	Escheat Expense & Reimbursement Fd	204 465 04	21 670 42*	72 934 84	100 441 84
	Refunds		9 417 94	00	
153	Water Quality Fund	1 212 062 49	1 907 305 38	1 208 882 93	1 909 574 56
	Refunds		1 592 00	681 62	

*Indicates Negative

TABLE NO. 5 (Continued)
 SUMMARY CASH TRANSACTIONS AND BALANCES
 Year Ended August 31, 1974

	Net Cash Balance 9-1-73	Gross Receipts	Gross Disbursements	Net Cash Balance 8-31-74
GROUP 1: GENERAL STATE OPERATING AND DISBURSING FUNDS (CONTINUED)				
154 Texas A & I Univ. at Kingsville Special Mineral Fund	\$ 68 702 55	\$ 3 995 52	\$ 49 543 40	\$ 23 154 67
Refunds		00	00	
155 Railroad Commission Operating Fund	691 316 87	5 265 066 25	5 377 015 12	580 489 35
Refunds		00	1 121 35	
156 Industrial Revolving Fund	601 513 08	12 221 576 32	12 583 112 95	243 643 39
Refunds		00	3 666 94	
157 Alabama—Coushatta Mineral Fund	4 22	00	00	4 22
Refunds		00	00	
158 Water Rights Administration Fund	105 249 01	132 420 17	154 882 40	83 341 26
Refunds		00	554 48	
161 Casualty Insurance Fund	217 364 06	397 274 28	330 000 00	284 638 34
Refunds		00	00	
162 Title Insurance Fund	29 521 73	53 389 41	70 000 00	12 911 14
Refunds		00	00	
164 Conservators Expense Fund	27 101 89	44 225 74	46 082 90	25 254 73
Refunds		00	10 00	
165 Unemployment Comp. Special Admin. Fd	1 896 927 19	1 816 413 47	562 021 40	3 137 057 13
Refunds		14 262 13	00	
166 Welfare Administration Operating Fd	9 635 490 00	126 588 794 41	119 799 252 96	16 356 356 71
Refunds		120 927 23	52 252 49	
167 Welfare Assistance Operating Fd	00	205 457 814 15	267 087 309 00	57 098 15
Refunds		00	61 686 593 00	
168 Welfare Assistance Fund	6 437 948 23	406 313 912 84	407 056 516 77	5 839 282 55
Refunds		00	143 938 25	
180 Burial Association Rate Fund	17 844 15	1 261 97	3 000 00	16 106 12
Refunds		00	00	
193 Foundation School Fund	00	258 355 322 18	257 835 979 73	519 342 45
Refunds		00	00	
220 Basic Science Examination Fund	71 131 32	77 692 22	72 769 78	76 055 56
Refunds		00	1 80	
225 University of Houston Current Fd	452 854 04	3 354 447 23	2 731 753 99	1 075 602 99
Refunds		00	55 71	
226 Pan American Univ. Current Fd	68 871 02	948 598 12	642 346 84	375 122 30
Refunds		00	00	
227 Angelo State Univ. Current Fd	165 472 42	781 223 76	641 253 20	293 724 66
Refunds		11 851 32	133 00	
228 Tyler State College Current Fd	13 673 59	61 404 71	2 764 37	71 227 28
Refunds		1 086 65	00	
230 TX A & I Univ. at Corpus Christi Cur Fd	00	178 562 54	70 795 54	103 379 80
Refunds		4 387 20	00	
231 TX A & I Univ. at Laredo Current Fd	00	285 910 86	76 513 87	207 130 69
Refunds		2 266 30	00	
234 A & M University System Current Fd	3 24	00	3 24	00
Refunds		00	00	
237 Texas State Technical Institute Fd	256 298 13	1 234 887 00	571 663 84	919 521 29
Refunds		00	00	
238 UT at Dallas Current Fd	23 938 08	8 218 00	31 878 82	277 26
Refunds		00	00	
240 A & M Experiment Station Current Fd	565 444 96	00	170 314 65	395 130 31
Refunds		00	00	
242 A & M Univ. Current Fund	74 757 13	3 421 776 91	2 642 795 65	697 115 64
Refunds		167 307 40	10 684 65	

TABLE NO. 5 (Continued)
SUMMARY CASH TRANSACTIONS AND BALANCES
Year Ended August 31, 1974

	Net Cash Balance 9-1-73	Gross Receipts	Gross Disbursements	Net Cash Balance 8-31-74
GROUP 1: GENERAL STATE OPERATING AND DISBURSING FUNDS (CONTINUED)				
243 Tarleton State Univ. Current Fd	\$ 198 101 61	\$ 615 253 04	\$ 345 617 77	\$ 462 047 97
Refunds		5 729 20	40 29	
244 UT at Arlington Current Fund	1 165 718 13	164 249 43	503 302 19	813 307 93
Refunds		13 575 00	217 56	
245 Prairie View A & M Univ. Current Fd	636 094 43	662 829 20	616 230 26	679 388 65
Refunds		3 349 90	45 18	
247 Texas Southern University Current Fd	594 031 22	1 249 024 65	1 197 639 33	631 944 85
Refunds		16 504 00	3 032 31	
248 Univ. of Texas at Austin Current Fd	399 990 95	1 292 092 89	1 546 855 23	145 568 06
Refunds		317 00	656 45	
249 UT at San Antonio Current Fd	24 454 00	1 512 00	20 000 00	5 966 00
Refunds		00	00	
250 UT at El Paso Current Fund	472 827 33	138 921 74	424 326 16	187 550 27
Refunds		00	127 36	
251 UT of the Permian Basin Current Fd	00	2 310 00	00	2 310 00
Refunds		00	00	
253 Texas Womans University Current Fd	498 246 79	1 690 993 36	653 324 91	1 535 915 24
Refunds		00	00	
254 Texas A & I Univ. at Kingsville Cur Fd	1 161 162 92	1 286 583 11	1 191 178 28	1 219 276 25
Refunds		37 291 50	00	
255 Texas Technological Univ. Current Fd	2 337 451 73	2 733 594 18	2 039 264 17	2 983 224 65
Refunds		48 568 54	11 45	
256 Lamar University Current Fund	985 267 04	2 130 318 33	1 748 159 66	1 341 613 57
Refunds		25 870 32	58 18	
257 East Texas State Univ. Current Fd	1 643 489 83	1 969 014 29	1 515 826 17	2 087 429 65
Refunds		11 762 55	2 514 25	
258 North Texas State Univ. Current Fd	101 221 48	2 972 185 42	2 974 406 37	99 000 53
Refunds		00	00	
259 Sam Houston State Univ. Current Fd	1 316 261 18	1 658 935 57	1 417 540 11	1 557 142 03
Refunds		540 00	25 39	
260 Southwest Texas State Univ. Current Fd	1 097 810 01	2 069 334 63	1 957 565 08	1 162 806 51
Refunds		46 773 05	00	
261 Stephen F. Austin State Univ. Cur Fd	389 514 89	1 477 528 73	1 608 148 49	258 895 13
Refunds		00	00	
262 Sul Ross State Univ. Current Fd	232 010 90	582 316 36	518 863 96	289 703 90
Refunds		5 759 40	00	
263 West Texas State Univ. Current Fd	1 051 215 32	1 836 232 72	1 608 706 06	1 270 378 44
Refunds		8 392 65	30 11	
264 Midwestern University Current Fd	534 486 24	717 977 72	552 253 16	688 090 52
Refunds		12 120 28	00	
265 National Guard Armory Board Mineral Fd	435 46	00	00	435 46
Refunds		00	00	
266 Vocational Nurse Examiners Fund	170 646 44	221 136 33	202 923 55	188 859 22
Refunds		00	00	
267 Parks Board Mineral Fund	9 354 34	7 280 80	8 000 00	8 635 14
Refunds		00	00	
270 Hospitals & Special Schools Mineral Fd	55 626 25	9 932 61	00	65 558 86
Refunds		00	00	
272 Board of Corrections Mineral Fd	818 352 06	719 885 56	127 687 65	1 415 064 43
Refunds		00	4 514 46	
274 Motor Vehicle Inspection Fd	1 824 954 77	6 020 456 53	4 524 705 03	3 216 029 67
Refunds		181 871 50	77 194 90	

TABLE NO. 5 (Continued)
SUMMARY CASH TRANSACTIONS AND BALANCES
Year Ended August 31, 1974

	Net Cash Balance 9-1-73	Gross Receipts	Gross Disbursements	Net Cash Balance 8-31-74
GROUP 1: GENERAL STATE OPERATING AND DISBURSING FUNDS (CONTINUED)				
275 Texas Maritime Academy Current Fund	\$ 155 155 28	\$ 112 459 79	\$ 30 771 12	\$ 236 413 35
Refunds		430 60	00	
412 Midwestern Univ. Special Mineral Fd	2 442 14	1 991 58	00	4 433 72
Refunds		00	00	
419 Property Tax Committee Fund	452 952 54	257 809 67	349 608 27	361 720 54
Refunds		00	566 60	
420 Parks & Wildlife Oper. Fund	830 164 99	13 346 702 09	12 744 544 70	1 445 826 09
Refunds		00	13 503 71	
421 Crim Justice Planning Fund	9 615 820 89	46 334 651 72	44 483 185 71	12 090 181 11
Refunds		260 103 46	882 997 67	
423 Law Library Fund	20 259 59	16 144 00	37 032 51	976 08
Refunds		00	1 605 00	
424 Structural Pest Control Fund	152 987 31	135 719 22	169 818 51	118 888 02
Refunds		00	00	
425 Rural Industrial Development Fd	00	1 397 66	00	1 397 66
Refunds		00	00	
450 Coastal Public Lands Management Fee Fd	00	26 010 00	00	26 010 00
Refunds		00	00	
TOTAL GROUP 1	320 745 511 75	3 246 676 180 00	2 945 272 323 30	681 417 834 88
REFUNDS		6 079 371 00	65 347 837 43	
GROUP 2: CONSTITUTIONAL FUNDS EXPENDABLE FOR SPECIFIC PURPOSES				
2 Available School Fund	16 496 428 08	390 849 773 80	363 254 798 09	44 091 484 14
Refunds		00	80 35	
3 State Textbook Fund	4 453 039 38	27 640 447 83	25 553 263 02	6 545 789 19
Refunds		00	5 565 00	
5 Confederate Pension Fund	3 384 043 33	385 237 43	70 960 00	3 698 480 76
Refunds		00	160 00	
6 State Highway Fund	225 613 553 38	736 535 751 09	718 419 820 91	243 859 673 56
Refunds		00	130 190 00	
7 State Building Fund	3 390 931 26	6 537 698 34	7 505 083 93	2 423 554 60
Refunds		00	8 93	
11 Available University Fund	13 862 290 38	16 671 208 79	15 763 124 71	14 770 374 46
Refunds		00	00	
16 Available Deaf & Dumb Institute Fund	00	6 60	6 60	00
Refunds		00	00	
17 Available Blind Institute Fund	00	463 19	463 19	00
Refunds		00	00	
18 Available Orphans Home Fund	00	82 16	82 16	00
Refunds		00	00	
47 A & M University Available Fd	9 945 681 69	10 789 585 95	5 652 324 22	15 110 162 07
Refunds		00	27 218 65	
57 County & Road District Highway Fd	7 609 373 37	18 463 190 73	18 421 699 01	7 650 867 23
Refunds		00	2 14	
190 Veterans Land Bond Fund Division A	26 654 83	2 679 138 11	2 694 934 87	10 858 07
Refunds		00	00	
194 Tarleton State University Building Fd	1 758 01	324 15	1 833 87	248 29
Refunds		00	00	
195 UT at Arlington Building Fd	348 64	263 10	350 12	261 62
Refunds		00	00	
196 Texas Womans University Building Fd	654 11	491 10	654 11	491 10
Refunds		00	00	

TABLE NO. 5 (Continued)
SUMMARY CASH TRANSACTIONS AND BALANCES
Year Ended August 31, 1974

	Net Cash Balance 9-1-73	Gross Receipts	Gross Disbursements	Net Cash Balance 8-31-74
GROUP 2: CONSTITUTIONAL FUNDS EXPENDABLE FOR SPECIFIC PURPOSES (CONTINUED)				
197 Texas A & I University Building Fd	\$ 269 65	\$ 202 33	\$ 269 65	\$ 202 33
Refunds		00	00	
198 UT at El Paso Building Fd	2 214 09	304 17	00	2 518 26
Refunds		00	00	
199 Texas Tech Univ Bldg Fund	933 33	697 78	933 33	697 78
Refunds		00	00	
200 East Texas Univ Building Fund	2 056 10	395 54	2 102 45	349 19
Refunds		00	00	
201 North Texas State University Bldg Fd	716 21	537 13	716 21	537 13
Refunds		00	00	
202 Sam Houston State Univ Bldg Fund	8 214 00	627 67	00	8 841 67
Refunds		00	00	
203 Southwest Texas Univ Building Fund	383 35	303 40	399 96	286 79
Refunds		00	00	
204 Stephen F. Austin Univ Building Fd	22 283 10	1 262 90	00	23 546 00
Refunds		00	00	
205 Sul Ross Univ Building Fund	2 028 98	138 15	2 028 98	138 15
Refunds		00	00	
206 West Texas State University Bldg Fd	307 05	241 58	319 99	228 64
Refunds		00	00	
207 Prairie View A & M Univ Bldg Fd	21 51	224 91	21 51	224 91
Refunds		00	00	
211 Univ of Texas Interest & Sinking Fd	00	9 172 281 25	9 172 281 25	00
Refunds		00	00	
212 A & M Main Univ Interest & Sinking Fd	00	4 747 646 59	4 747 646 59	00
Refunds		00	00	
276 Veterans Land Bond Fund Division B	92 909 66	8 509 914 30	8 560 641 42	42 182 54
Refunds		00	00	
278 Veterans Land Bond Fund Div A Res	00	94 714 65	94 714 65	00
Refunds		00	00	
281 Veterans Land Bond Fd Div B Res	00	330 944 68	330 944 68	00
Refunds		00	00	
301 Texas So Univ Alloc Fd 1958-1967	11 985 59	1 925 64	00	13 911 23
Refunds		00	00	
306 Tex Womans Univ Alloc Fd 1958-67	1 752 16	961 19	1 752 16	961 19
Refunds		00	00	
309 A & I Univ Alloc Fd 1958-67	2, 107 40	1 154 62	2 107 40	1 154 62
Refunds		00	00	
312 Texas Tech Univ Alloc Fd 1958-67	6 699 57	3 644 52	6 699 57	3 644 52
Refunds		00	00	
315 Lamar Univ Alloc Fd 1958-67	7 088 37	2 039 22	00	9 127 59
Refunds		00	00	
320 North Tx State Univ Alloc Fd 1958-67	5 401 04	2 956 81	5 401 04	2 956 81
Refunds		00	00	
323 East Tx State Univ Alloc Fd 1958-67	8 197 73	1 331 95	8 382 01	1 147 67
Refunds		00	00	
324 Sam Houston Univ Alloc Fd 1958-67	19 416 56	2 203 65	00	21 620 21
Refunds		00	00	
325 Southwest Tx State Univ Alloc Fd 1958-67	1 817 16	1 068 71	1 895 60	990 27
Refunds		00	00	
326 Stephen F Austin St Univ Alloc Fd 1958-67	11 393 85	1 298 75	00	12 692 60
Refunds		00	00	

TABLE NO. 5 (Continued)
 SUMMARY CASH TRANSACTIONS AND BALANCES
 Year Ended August 31, 1974

	Net Cash Balance 9-1-73	Gross Receipts	Gross Disbursements	Net Cash Balance 8-31-74
GROUP 2: CONSTITUTIONAL FUNDS EXPENDABLE FOR SPECIFIC PURPOSES (CONTINUED)				
327 Sul Ross St Univ Alloc Fd 1958-67	\$ 6 050 22	\$ 688 81	\$ 00	\$ 6 739 03
Refunds		00	00	
328 West Tx St Univ Alloc Fd 1958-67	1 743 57	1 018 93	1 816 95	945 55
Refunds		00	00	
350 Water Development Clearance Fd	00	5 916 78	00	5 916 78
Refunds		00	00	
351 Water Development Fund	1 907 36	48 828 733 12	48 830 110 18	530 30
Refunds		00	00	
352 Water Dev Bonds Int & Sinking Fd	26 264 48	49 459 773 35	49 481 220 80	4 817 03
Refunds		00	00	
355 Storage Facilities Operation & Maint Fd	00	595 763 77	595 763 77	00
Refunds		00	00	
375 Veterans Land Bond Fd Div C	131 776 11	21 212 636 48	21 236 319 27	108 093 32
Refunds		00	00	
376 Veterans Land Bond Fd Div C Res	00	2 855 111 82	2 855 111 82	00
Refunds		00	00	
387 Texas Opportunity Plan Fd	1 312 423 86	35 480 629 60	31 352 443 31	5 440 610 15
Refunds		00	00	
388 College Student Loans Bonds Int & Sink Fd	1 492 808 37	29 184 788 93	30 395 193 70	282 403 60
Refunds		00	00	
390 UT Arlington 1966-77 Bldg Bd Sink Fd	1 069 561 34	2 842 006 14	2 149 338 34	1 762 229 14
Refunds		00	00	
391 Texas Tech Univ 1966-77 Bldg Bd Sink Fd	1 416 746 12	2 837 263 60	2 034 694 15	2 219 315 57
Refunds		00	00	
392 North Tx St Univ 1966-77 Bldg Bd Sink Fd	1 154 233 87	2 424 432 77	1 681 188 79	1 897 477 85
Refunds		00	00	
393 Lamar Univ 1966-77 Bldg Bd Sink Fd	831 967 98	1 863 330 40	1 262 813 15	1 432 485 23
Refunds		00	00	
394 A & I Univ 1966-77 Bldg Bd Sink Fd	365 525 98	846 435 36	537 713 63	674 247 71
Refunds		00	00	
395 Tx Womans Univ 1966-77 Bldg Bd Sink Fd	240 933 29	544 977 75	382 167 95	403 743 09
Refunds		00	00	
396 Tx Southern Univ 1966-77 Bldg Bd Sink Fd	287 464 90	655 939 80	461 313 34	482 091 36
Refunds		00	00	
397 Midwestern Univ 1966-77 Bldg Bd Sink Fd	308 107 69	592 403 01	413 216 87	487 293 83
Refunds		00	00	
398 Univ of Houston 1966-77 Bldg Bd Sink Fd	1 632 412 40	3 554 906 82	2 615 979 77	2 571 339 45
Refunds		00	00	
399 Pan Am Univ 1966-77 Bldg Bd Sink Fd	251 902 64	626 209 24	400 446 77	477 665 11
Refunds		00	00	
400 East Tx St Univ 1966-77 Bldg Bd Sink Fd	467 724 90	909 869 85	609 790 22	767 804 53
Refunds		00	00	
401 Sam Houston St Univ 1966-77 Bldg Bd Sink Fd	370 597 43	311 413 24	00	682 010 67
Refunds		00	00	
402 Southw Tx St Univ 1966-77 Bldg Bd Sink Fd	440 219 73	355 672 75	00	795 892 48
Refunds		00	00	
403 West Tx St Univ 1966-77 Bldg Bd Sink Fd	365 028 40	736 762 14	509 867 32	591 923 22
Refunds		00	00	
404 S F Austin St Univ 1966-77 Bldg Bd Sink Fd	428 197 23	1 204 967 49	731 014 31	902 150 41
Refunds		00	00	
405 Sul Ross St Univ 1966-77 Bldg Bd Sink Fd	116 350 39	51 526 11	00	167 876 50
Refunds		00	00	

TABLE NO. 5 (Continued)
SUMMARY CASH TRANSACTIONS AND BALANCES
Year Ended August 31, 1974

	Net Cash Balance 9-1-73	Gross Receipts	Gross Disbursements	Net Cash Balance 8-31-74
GROUP 2: CONSTITUTIONAL FUNDS EXPENDABLE FOR SPECIFIC PURPOSES (CONTINUED)				
406 Angelo St Univ 1966-77 Bldg Bd Sink Fd	\$ 262 980 92	\$ 122 878 54	\$ 00	\$ 385 859 46
Refunds		00	00	
407 St Sr Colleges 1966-77 Bldg Bd Sink Fd	1 24	1 908 569 36	1 908 538 75	31 85
Refunds		00	00	
408 Tx Park Development Fund	295 691 87	10 168 524 29	10 244 563 07	219 653 09
Refunds		00	00	
409 Tx Park Development Bd Int & Sinking Fd	5 371 20	7 332 215 08	7 033 030 86	304 555 42
Refunds		00	00	
410 Veterans Land Bd Fd Div D Series 1968	39 449 21	6 467 992 00	6 483 661 07	23 780 14
Refunds		00	00	
411 Veterans Land Bd Fd Div D Res	00	4 128 313 34	4 128 313 34	00
Refunds		00	00	
413 Veterans Land Bd Fd Div D Series 1968A	29 812 64	5 785 194 29	5 780 203 52	34 803 41
Refunds		00	00	
415 Veterans Land Bd Fd Div D Series 1971	72 677 11	3 182 566 04	3 239 379 73	15 863 42
Refunds		00	00	
417 Veterans Land Bd Fd Div D Series 1971A	105 514 18	5 162 232 76	5 247 195 60	20 551 34
Refunds		00	00	
426 Veterans Land Bd Fd Div D Series 1971B	165 518 17	14 917 226 48	15 062 584 80	20 159 85
Refunds		00	00	
428 Veterans Land Bd Fd Div D Series 1972	1 107 777 01	36 750 461 13	34 781 323 91	3 076 914 23
Refunds		00	00	
429 UT Arlington 72-77 Bldg Bd Sink Fd	169 917 22	1 368 94	169 917 22	1 368 94
Refunds		00	00	
430 Tx Southern Univ 72-77 Bldg Bd Sink Fd	22 114 74	20 937 36	42 655 00	397 10
Refunds		00	00	
431 Univ of Houston 72-77 Bldg Bd Sink Fd	306 394 39	1 981 57	306 394 39	1 981 57
Refunds		00	00	
432 Tx Womans Univ 72-77 Bldg Bd Sink Fd	21 648 22	15 919 48	37 455 00	112 70
Refunds		00	00	
433 A & I Univ 72-77 Bldg Bd Sink Fd	74 679 09	68 160 92	141 370 00	1 470 01
Refunds		00	00	
434 Texas Tech Univ 72-77 Bldg Bd Sink Fd	67 604 61	62 863 02	128 825 00	1 642 63
Refunds		00	00	
435 Lamar Univ 72-77 Bldg Bd Sink Fd	101 827 96	94 311 65	195 665 00	474 61
Refunds		00	00	
436 Midwestern Univ 72-77 Bldg Bd Sink Fd	21 506 67	15 918 23	36 740 00	684 90
Refunds		00	00	
437 Pan Am Univ 72-77 Bldg Bd Sink Fd	56 034 12	52 375 91	104 285 00	4 125 03
Refunds		00	00	
438 East Tx St Univ 72-77 Bldg Bd Sink Fd	57 543 12	57 436 81	110 200 00	4 779 93
Refunds		00	00	
439 North Tx St Univ 72-77 Bldg Bd Sink Fd	105 320 32	99 459 56	201 930 00	2 849 88
Refunds		00	00	
440 S F Austin St Univ 72-77 Bldg Bd Sink Fd	156 369 75	146 615 19	300 490 00	2 494 94
Refunds		00	00	
441 West Tx St Univ 72-77 Bldg Bd Sink Fd	29 720 15	26 264 77	54 650 00	1 334 92
Refunds		00	00	
442 Angelo St Univ 72-77 Bldg Bd Sink Fd	29 319 65	5 241 20*	00	24 078 45
Refunds		00	00	
443 Sam Houston St Univ 72-77 Bldg Bd Sink Fd	97 308 11	18 321 76*	00	78 986 35
Refunds		00	00	

* Indicates Negative

TABLE NO. 5 (Continued)
SUMMARY CASH TRANSACTIONS AND BALANCES
Year Ended August 31, 1974

	Net Cash Balance 9-1-73	Gross Receipts	Gross Disbursements	Net Cash Balance 8-31-74
GROUP 2: CONSTITUTIONAL FUNDS EXPENDABLE FOR SPECIFIC PURPOSES (CONTINUED)				
444 Southw Tx St Univ 72-77 Bldg Bd Sink Fd	\$ 144 619 66	\$ 27 471 43*	\$ 00	\$ 117 148 23
Refunds		00	00	
445 Sul Ross St Univ 72-77 Bldg Bd Sink Fd	6 257 04	1 564 57*	00	4 692 47
Refunds		00	00	
446 St Sr Colleges 72-77 Bldg Bd Sink Fd	00	698 417 57	698 401 28	16 29
Refunds		00	00	
447 Veterans Land Bd Fd Div D Series 1972A	8 303 99	55 567 405 55	55 070 824 10	504 885 44
Refunds		00	00	
TOTAL GROUP 2	301 274 183 54	1 594 218 873 40	1 530 324 778 31	365 331 503 70
REFUNDS		00	163 225 07	
GROUP 3: FEDERAL FUNDS				
21 Trust Acct-Fed Aid-Highway Act Fd	81 507 75	1 116 784 52	1 135 232 33	63 059 94
Refunds		00	00	
26 Unemployment Compensation Admin Fd	18 668 29	52 205 216 63	52 169 388 95	56 174 35
Refunds		413 21	2 091 59	
37 Fed Child Welfare Service Fd	2 815 808 73	666 425 39	00	3 482 234 12
Refunds		00	00	
92 Federal Disaster Fund	5 814 16	2 164 398 83	2 163 648 43	6 564 56
Refunds		26 758 20	26 758 20	
117 Federal Public Welfare Admin Fd	71 202 754 90	35 389 663 04	00	106 592 417 94
Refunds		00	00	
118 Federal Public Library Serv Fd	325 150 67	1 144 224 65	1 114 919 82	354 498 79
Refunds		00	43 29	
127 Community Affairs Federal Fd	3 415 915 45	10 090 607 82	11 826 553 58	1 689 939 02
Refunds		00	9 969 33	
134 Federal Older Americans Fd	75 141 13	6 184 956 59	6 119 204 23	152 572 42
Refunds		00	11 678 93	
136 Federal Alcoholism Fd	256 102 42	2 235 654 68	2 074 373 01	458 068 59
Refunds		00	40 684 50	
141 Federal Adult Blind Fund	125 039 08	9 691 540 36	9 661 199 68	187 002 58
Refunds		00	31 622 82	
148 Federal Health Education & Welfare Fd	3 207 691 07	54 614 612 91	51 51 338 065 11	6 743 003 29
Refunds		00	258 764 42	
169 Federal Veterans Education Fd	71 115 52	75 788 94	00	146 904 46
Refunds		00	00	
171 Federal School Lunch Fund	139 794 10	82 106 482 01	82 071 583 89	257 550 08
Refunds		00	82 857 86	
208 Federal Student Loan Fund	232 452 68	1 546 793 26	305 942 28	1 477 331 66
Refunds		00	4 028 00	
219 Federal Higher Education Fund	747 021 05	543 798 50	533 301 97	757 517 58
Refunds		00	00	
221 Fed Civil Defense & Disaster Relief Fd	15 515 95	766 966 71	739 589 84	34 619 63
Refunds		8 679 86	406 67	
222 Dept Public Safety Federal Fd	381 341 21	2 728 287 47	2 628 761 29	480 583 19
Refunds		849 00	564 80	
223 Federal Land & Water Conservation Fd	1 963 853 93	6 247 342 73	5 655 906 06	2 555 292 90
Refunds		00	2 30	
224 Governors Office Fed Projects Fd	895 604 50	2 243 058 64	2 319 845 11	820 261 61
Refunds		00	1 443 58	
268 Federal Market News Fund	6 65	5 084 72	5 091 37	00
Refunds		00	00	

*Indicates Negative

TABLE NO. 5 (Continued)
 SUMMARY CASH TRANSACTIONS AND BALANCES
 Year Ended August 31, 1974

	Net Cash Balance 9-1-73	Gross Receipts	Gross Disbursements	Net Cash Balance 8-31-74
GROUP 3: FEDERAL FUNDS (CONTINUED)				
273 Federal Health Fund	\$ 1 043 799 13	\$ 29 214 066 75	\$ 29 079 590 14	\$ 1 464 283 47
Refunds		12 640 30	298 648 03	
448 Federal Revenue Sharing Trust	129 236 059 36	363 115 575 77	476 258 705 32	16 108 536 88
Refunds		00	15 607 07	
449 Adjutant General Federal Fund	18 312 46	316 410 32	212 321 50	122 401 28
Refunds		00	00	
TOTAL GROUP 3 REFUNDS	216 274 470 19	664 413 741 24 49 340 57	737 413 223 91 785 171 39	144 010 818 34
GROUP 4: TRUST OR PLEDGED FUNDS				
22 University of Texas Rev Bd Fd	00	2 618 191 25	00	2 618 191 25
Refunds		00	00	
46 Endowment Fund, Med Branch UT	62 54	00	00	62 54
Refunds		00	00	
53 School Bus Revolving Fund	125 353 50	10 909 563 25	10 755 120 75	279 796 00
Refunds		00	00	
TOTAL GROUP 4 REFUNDS	125 416 04	13 527 754 50 00	10 755 120 75 00	2 898 049 79
GROUP 5: CONSTITUTIONAL NON-EXPENDABLE FUNDS				
44 Permanent School Fund	12 598 735 34	149 996 913 96	158 337 431 74	4 258 217 56
Refunds		00	00	
45 Permanent University Fund	547 097 63	182 490 285 44	181 454 465 18	1 582 917 89
Refunds		00	00	
48 Permanent Blind Institute Fund	2 591 90	16 000 00	17 877 50	714 40
Refunds		00	00	
49 Permanent Deaf & Dumb Institute Fd	2 097 70	1 000 00	970 00	2 127 70
Refunds		00	00	
50 Permanent Lunatic Asylum Fund	2 212 98	00	00	2 212 98
Refunds		00	00	
51 Permanent Orphans Home Fund	1 499 80	9 000 00	9 592 50	907 30
Refunds		00	00	
TOTAL GROUP 5 REFUNDS	13 154 235 35	332 513 199 40 00	339 820 336 92 00	5 847 097 83
GROUP 6: TAX CLEARANCE FUND				
60 Highway Motor Fuel Tax Fund	26 967 225 71	407 168 718 01	398 718 127 62	26 810 091 84
Refunds		8 607 724 26	00	
68 Mixed Beverage Tax Clearance Fd	3 142 871 71	9 318 186 33	7 885 324 56	4 575 733 48
Refunds		00	00	
120 Omnibus Tax Clearance Fd	34 485 096 80	1 192 601 834 68	1 195 871 705 18	30 772 257 42
Refunds		442 968 88	00	
TOTAL GROUP 6 REFUNDS	64 595 194 22	1 609 088 739 02 9 050 693 14	1 602 475 157 36 00	62 158 082 74
TOTAL ALL GROUPS REFUNDS	916 169 011 09	7 460 438 487 56 15 179 404 71	7 166 060 940 55 66 296 233 89	1 261 663 387 28

TABLE NO. 6
 PETTY CASH FUNDS
 Year Ended August 31, 1974

	Balance 9-1-73	Increase (CR) Decrease (DB)	Balance 8-31-74
GENERAL REVENUE FUND 1:			
103 Legislative Council	\$ 100 00CR		\$ 100 00CR
302 Attorney General	1 000 00CR		1 000 00CR
303 State Board of Control	500 00CR		500 00CR
306 Library and Historical Commission	250 00CR	\$ 199 00CR	449 00CR
307 Secretary of State	150 00CR		150 00CR
518 Water Quality Board	200 00CR		200 00CR
552 Water Rights Commission	100 00CR		100 00CR
651 Corsicana State Home	1 600 00CR		1 600 00CR
652 Waco State Home	1 000 00CR		1 000 00CR
654 Brownwood St School for Girls	800 00CR		800 00CR
656 Vernon Center	200 00CR		200 00CR
657 Amarillo St Cntr for Human Development	50 00CR		50 00CR
659 Rio Grande St Center MHMR	550 00CR	250 00CR	550 00CR
660 Denton State School	500 00CR		500 00CR
663 Commission for Indian Affairs	200 00CR		200 00CR
664 Ft Worth St Mental Health Clinic	50 00CR		50 00CR
666 East Texas State Chest Hospital	150 00CR		150 00CR
668 Richmond State School	1 000 00CR		1 000 00CR
669 Lufkin State School	250 00CR	250 00CR	500 00CR
670 Corpus Christi State School	600 00CR		600 00CR
671 San Angelo Center	525 00CR	25 00CR	550 00CR
672 Mexia State School	500 00CR		500 00CR
673 San Antonio State Chest Hospital	600 00CR		600 00CR
674 Kerrville State Hospital	500 00CR		500 00CR
675 Travis State School	500 00CR		500 00CR
676 Abilene State School	500 00CR		500 00CR
677 Austin State Hospital	835 00CR		835 00CR
678 Austin State School	1 275 00CR		1 275 00CR
679 Rusk State Hospital	1 000 00CR		1 000 00CR
681 San Antonio State Hospital	1 000 00CR		1 000 00CR
682 Terrell State Hospital	1 000 00CR		1 000 00CR
683 Wichita Falls State Hospital	750 00CR		750 00CR
684 Harlingen State Chest Hospital	150 00CR		150 00CR
685 Tx Research Inst of Mental Sciences	500 00CR		500 00CR
686 Big Spring State Hospital	1 000 00CR		1 000 00CR
687 Lubbock State School	1 000 00CR		1 000 00CR
688 Brenham State School	200 00CR	100 00CR	300 00CR
689 Giddings State School for Boys	300 00CR	200 00CR	500 00CR
690 West Texas Childrens Home	800 00CR		800 00CR
691 Gatesville St School for Boys	3 000 00CR		3 000 00CR
692 Gainesville St School for Girls	1 000 00CR		1 000 00CR
693 Crockett St School for Girls	500 00CR		500 00CR
695 Mountain View School for Boys	750 00CR		750 00CR
696 Department of Corrections	27 500 00CR		27 500 00CR
739 Texas Tech Univ Sch of Medicine		40 000 00CR	40 000 00CR
750 Tyler State College	5 000 00CR	25 00CR	5 025 00CR
781 Coordinating Bd, College & Univ System	60 00CR		60 00CR
906 Amer Revolution Bicentennial Comm	30 00CR		30 00CR
TOTAL - GENERAL REVENUE FUND	60 025 00CR	41 049 00CR	101 074 00CR

TABLE NO. 6 (Continued)
 PETTY CASH FUNDS
 Year Ended August 31, 1974

	Balance 9-1-73	Increase (CR) Decrease (DB)	Balance 8-31-74
INSURANCE BOARD OPERATING FUND 36:			
454 Board of Insurance	\$ 250 00CR		\$ 250 00CR
COMMODITY DISTRIBUTION FUND 39:			
324 State Department of Public Welfare	17 000 00CR		17 000 00CR
SPECIAL BOAT FUND 59:			
802 Parks and Wildlife Department	1 000 00CR		1 000 00CR
REHABILITATION COMMISSION FUND 61:			
330 Rehabilitation Commission	4 000 00CR		4 000 00CR
BOARD OF COSMETOLOGISTS FUND 88:			
505 Cosmetology Commission	60 05CR	\$ 60 05DB	
WORKMEN'S COMPENSATION FUND 94:			
453 Industrial Accident Board		200 00CR	200 00CR
LIQUOR ACT ENFORCEMENT FUND 97:			
458 Alcoholic Beverage Commission	3 000 00CR		3 000 00CR
REAL ESTATE LICENSE FUND 114:			
329 Real Estate Commission	35 00CR		35 00CR
AIRCRAFT FUEL TAX FUND 150:			
461 Aeronautic Commission	100 00CR		100 00CR
PAN AMERICAN UNIVERSITY CURRENT FUND 226:			
736 Pan American University	15 000 00CR		15 000 00CR
TEXAS SOUTHERN UNIVERSITY CURRENT FUND 247:			
717 Texas Southern University	15 000 00CR		15 000 00CR
UT AT SAN ANTONIO CURRENT FUND 249:			
743 Univ of Texas at San Antonio		20 000 00CR	20 000 00CR
TEXAS A & I UNIVERSITY CURRENT FUND 254:			
732 Texas A & I University	9 250 00CR	24 000 00CR	33 250 00CR
LAMAR UNIVERSITY CURRENT FUND 256:			
734 Lamar University	3 500 00CR		3 500 00CR
NORTH TEXAS STATE UNIVERSITY CURRENT FUND 258:			
752 North Texas State University	25 000 00CR		25 000 00CR
STEPHEN F AUSTIN STATE UNIVERSITY CURRENT FUND 261:			
755 Stephen F Austin St University	25 000 00CR		25 000 00CR
SUL ROSS STATE UNIVERSITY CURRENT FUND 262:			
756 Sul Ross State University	20 750 00CR		20 750 00CR
WEST TEXAS STATE UNIVERSITY CURRENT FUND 263:			
757 West Texas State University	5 000 00CR		5 000 00CR
TOTAL - PETTY CASH FUNDS	203 970 05CR	85 188 95CR	289 159 00CR

TABLE NO. 7
SUMMARY OF INVESTMENT ACCOUNTS
Year Ended August 31, 1974

	Balance 9-1-73	Increase (CR) Decrease (DB)	Balance 8-31-74
002 Available School Fund	\$ 693 588 61CR	\$ 12 000 00DB	\$ 681 588 61CR
007 State Building Fund	3 124 00DB	3 124 00CR	0 00DB
044 Permanent School Fund	960 309 293 66CR	111 268 018 16CR	1 071 577 311 82CR
045 Permanent University Fund	670 468 372 62CR	40 671 275 79CR	711 139 648 41CR
046 Endowment Fund, Med Branch, UT	8 500 00CR	0 00DB	8 500 00CR
048 Permanent Blind Inst Fund	176 234 04CR	1 877 50CR	178 111 54CR
049 Permanet Deaf & Dumb Inst Fd	177 370 16CR	30 00DB	177 340 16CR
050 Permanent Lunatic Asylum Fd	155 834 36CR	0 00DB	155 834 36CR
051 Permanent Orphans Home Fund	77 404 00CR	592 50CR	77 996 50CR
095 A & M Univ Mineral Invest Fd	425 550 00CR	157 952 80CR	583 502 80CR
096 A & M Univ Mineral Income Fd	215 153 76CR	46 421 69CR	261 575 45CR
190 Veterans Land Fd, Div A	6 522 350 16CR	1 104 674 61DB	5 417 675 55CR
276 Veterans Land Fd, Div B	33 274 682 45CR	1 949 492 77DB	31 325 189 68CR
278 Veterans Bd Fd, Div A Res	2 973 739 83CR	5 303 01DB	2 968 436 82CR
281 Veterans Bd Fd, Div B Res	7 450 869 85CR	31 119 26DB	7 419 750 59CR
351 Water Development Fund	174 379 498 49CR	3 475 696 93DB	170 903 801 56CR
352 Water Develop Bd Int & Sink Fd	3 925 884 52CR	3 836 882 66CR	7 762 767 18CR
375 Veterans Land Fd, Div C	23 724 657 27CR	4 967 400 97CR	28 692 058 24CR
376 Veterans Bd Fd, Div C Res	11 321 922 17CR	216 636 05DB	11 105 286 12CR
387 Texas Opportunity Plan	10 031 358 74CR	457 381 30CR	10 488 740 04CR
388 Col Student Loan Bd Int & Sink Fd	27 827 630 56CR	1 907 427 77DB	25 920 202 79CR
408 Texas Park Development Fund	8 241 793 73CR	95 026 74DB	8 146 766 99CR
409 Park Development Bds Int & Sink Fd	5 947 673 69CR	108 244 14DB	5 839 429 55CR
410 Vet Land Bd Fd, Div D, Series 1968	2 667 878 48CR	2 294 165 58CR	4 962 044 06CR
411 Veterans Bd Fd, Div D Res	8 051 663 53CR	2 802 926 70CR	10 854 590 23CR
413 Vet Land Bd Fd, Div D, Series 1968A	2 245 800 23CR	2 293 413 01CR	4 539 213 24CR
415 Vet Land Bd Fd, Div D, Series 1971	6 107 620 58CR	673 633 73CR	6 781 254 31CR
417 Vet Land Bd Fd, Div D, Series 1971A	2 222 750 09CR	959 296 85CR	3 182 046 94CR
426 Vet Land Bd Fd, Div D, Series 1971B	10 932 072 32CR	2 401 146 49DB	8 530 925 83CR
428 Vet Land Bd Fd, Div D, Series 1972	20 544 366 94CR	7 599 647 77DB	12 944 719 17CR
447 Vet Land Bd Fd, Div D, Series 1972A	30 086 522 65CR	7 153 669 42DB	22 932 853 23CR
448 Fed Revenue Sharing Trust Funds	0 00DB	87 696 682 39CR	87 696 682 39CR
955 S.E.R.S. Investment Account	468 578 916 78CR	103 812 609 35CR	572 391 526 13CR
960 Teacher Retirement System Trust Acct	2 198 932 817 44CR	234 867 517 93CR	2 433 800 335 37CR
TOTAL	4 698 696 647 71CR	570 751 057 95CR	5 269 447 705 66CR

TABLE NO. 8
SUSPENSE AND TRUST CASH
Year Ended August 31, 1974

900	SUSPENSE FUNDS (DEPARTMENTAL):	Net Fund Balance 9-1-73	Add: Deposits For Year	Less: Refunds and Clearances	Net Fund Balance 8-31-74
301	Executive Office — Governor	\$ 3 000 00	\$ 00	\$ 00	\$ 3 000 00
303	Board of Control	689 199 15	1 440 808 21	1 587 536 55	542 470 81
304	Comptroller of Public Accounts	21 453 876 53	27 585 193 02	15 859 078 82	33 179 990 73
305	General Land Office	6 898 010 67	179 957 456 32	176 046 846 20	10 808 620 79
307	Secretary of State	638 914 06	5 650 936 84	5 643 745 03	646 105 87
310	State Treasury	5 166 388 21	51 789 372 23	49 041 451 90	7 914 308 54
312	Securities Board	239 675 33	997 329 11	1 045 075 50	191 928 94
318	Commission for the Blind	1 553 46	12 844 86	599 92	13 798 40
322	Texas Employment Commission	1 021 917 17	5 554 572 33	5 139 613 06	1 436 876 44
324	Department of Public Welfare	00	251 688 60	74 896 82	176 791 78
327	Employees Retirement System	78 316 59	594 657 32	670 850 70	2 123 21
329	Real Estate Commission	117 988 46	1 426 279 62	1 429 083 65	115 184 43
330	Rehabilitation Commission	11 666 46	33 006 54	23 146 04	21 526 96
332	Community Affairs	00	322 520 85	103 261 46	219 259 39
452	Bureau of Labor and Standards	1 628 30	132 917 92	128 034 30	6 511 92
454	Board of Insurance	998 164 99	96 091 186 88	95 504 479 22	1 584 872 65
455	Railroad Commission	1 446 261 27	1 717 871 24	2 062 384 98	1 101 747 53
458	Alcoholic Beverage Commission	1 198 007 42	5 653 889 50	5 078 290 41	1 773 606 51
459	Board of Architectural Examiners	00	23 667 50	23 667 50	00
467	Board of Private Investigators, and Private Security Agencies	12 205 00	164 312 61	134 080 36	42 437 25
468	Board of Landscape Architects	600 00	34 170 00	34 070 00	700 00
470	Motor Vehicle Commission	50 587 50	120 125 00	101 012 50	69 700 00
471	Texas Amusement Machine Commission	11 070 00	73 126 25	44 590 00	39 606 25
472	Structural Pest Control Board	7 650 00	28 420 00	25 880 00	10 190 00
501	Department of Health	18 006 12	558 165 89	441 282 25	134 889 76
505	Cosmetology Commission	14 733 70	228 138 36	226 983 19	15 888 87
508	Board of Chiropractic Examiners	275 00	2 145 00	2 320 00	100 00
509	Board of Examiners for Hearing Aids	00	355 00	355 00	00
510	Board of Examiners in Basic Science	6 550 00	86 900 00	86 465 00	6 985 00
511	Board of Vocational Nurse Examiners	16 865 00	69 550 00	66 645 00	19 770 00
514	Optometry Board	00	1 837 50	1 837 50	00
518	Water Quality Board	200 00	100 00	300 00	00
551	Department of Agriculture	276 542 48	611 758 50	666 591 41	221 709 57
552	Water Rights Commission	65 002 12	91 879 72	81 452 15	75 429 69
580	Water Development Board	250 00	9 605 13	9 855 13	00
601	Highway Department	00	00	00	00
655	Department of Mental Health and Mental Retardation	00	00	00	00
666	East Texas State Chest Hospital	100 000 00	91 455 10	00	191 455 10
671	San Angelo Center	26 731 85	00	26 731 85	00
684	Harlingen State Chest Hospital	19 686 32	00	00	19 686 32
701	Texas Education Agency	64 572 60	174 914 87	170 440 40	69 047 07
721	University of Texas at Austin	8 25	00	00	8 25
761	Texas A & I University at Laredo	19 751 54	979 56	20 731 10	00
781	Coordinating Board, College and University System	1 464 682 44	11 039 517 24	12 359 873 39	144 326 29
802	Parks and Wildlife Department	215 116 16	29 332 384 47	28 806 790 85	740 709 78
902	Miscellaneous	251 708 06	57 518 86*	100 379 85	93 809 35
	TOTAL SUSPENSE FUNDS (DEPARTMENTAL)	42 607 362 21	421 898 520 23	402 870 708 99	61 635 173 45

*Indicates Negative

TABLE NO. 8 (Continued)
SUSPENSE AND TRUST CASH
Year Ended August 31, 1974

	Net Fund Balance 9-1-73	Add: Deposits For Year	Less: Refunds and Clearances	Net Fund Balance 8-31-74
TRUST FUNDS:				
901 U. S. Savings Bond	\$ 140 736 41	\$ 4 912 897 74	\$ 4 920 309 57	\$ 133 324 58
902 County Tax Collectors	1 111 886 30	51 369 908 78	51 230 550 68	1 251 244 40
903 Flood Area School and Road	2 125 54	341 966 11	339 210 70	4 880 95
904 Motor Fuel Distributors Bond Guaranty	25 818 31	8 540 00	3 168 50	31 189 81
905 Foreign Corporation Franchise Guaranty	3 360 000 00	953 500 00	233 500 00	4 080 000 00
906 Dissolution of Solvent Corporation	82 834 08	4 736 61	3 779 99	83 790 70
907 Settlement of Estates	320 899 55	48 330 32	27 807 89	341 421 98
909 Fiscal Agency Receiving	262 552 82	21 198 106 39	21 383 424 92	77 234 29
913 Social Security	9 052 134 07	266 179 568 27	264 223 432 97	11 008 269 37
914 Motor Vehicle Responsibility	390 508 78	20 965 44	152 996 35	258 477 87
918 Second Injury	120 919 19	88 738 46	49 734 00	159 923 65
919 Mutual Assessment Insurance Companies	51 938 00	200 00	4 450 00	47 688 00
920 Loan and Brokerage Companies	- 0 -	- 0 -	- 0 -	- 0 -
921 Life, Health, Accident and Casualty Insurance Companies	706 020 00	- 0 -	705 000 00	1 020 00
922 Group Hospital Insurance Companies	2 000 00	- 0 -	- 0 -	2 000 00
923 Insurance Companies Unclaimed Dividends	6 539 48	- 0 -	979 23	5 560 25
924 County Mutual Insurance Companies	5 500 00	- 0 -	- 0 -	5 500 00
927 County or Political Subdivision Road Participation	13 385 675 42	14 203 574 93	6 018 468 46	21 570 781 89
928 State Hospital Inmates Estates	34 954 22	6 212 79	2 461 92	38 705 09
929 Social Security Administration	305 647 32	228 688 41	205 303 24	329 032 49
930 Road Bond Coupon Paying	535 364 47	25 107 344 68	24 991 030 77	651 678 38
931 Delinquent Tax Sales Excess	93 755 88	28 537 52	1 764 66	120 528 74
932 Escheated Estates	58 43	- 0 -	- 0 -	58 43
936 Unemployment Compensation Clearance	32 394 76	81 875 452 16	81 901 604 60	6 242 32
937 Unemployment Compensation Benefit	400 562 12	72 518 218 55	72 877 477 19	41 303 48
939 Prison System Escheated Estates	11 083 62	4 577 66	33 00	15 628 28
941 Varner-Hogg State Park	12 335 22	6 486 18	7 451 95	11 369 45
948 State Conservator	49 999 90	420 352 50	420 352 40	50 000 00
950 Sers Expense	352 199 57	1 697 791 36	2 008 169 89	41 821 04
951 Sers Employees Saving	816 688 67	39 950 679 98	40 422 506 17	344 862 48
952 Sers State Accumulation	233 581 73	41 863 293 23	42 079 038 38	17 836 58
953 Sers Retirement Annuity Reserve	13 226 00	51 630 547 40	51 638 155 32	5 618 08
954 Sers Interest	154 598 95	36 780 085 37	36 913 472 43	21 211 89
955 Sers Investment	381 664 58	168 918 498 60	168 914 751 51	385 411 67
957 Veterans Land Group Insurance	41 135 44	856 665 24	808 213 82	89 586 86
959 Unclaimed Funds From Life Insurance Companies	54 482 97	27 193 11	9 574 74	72 101 34
960 Teachers Retirement System	4 270 038 18	983 828 232 85	987 206 341 86	891 929 17
961 City Sales Tax	68 970 275 58	240 841 758 54	220 439 901 79	89 372 132 33
962 Sales Tax Guaranty	- 0 -	627 614 91	20 060 00	607 554 91
963 Optional Teacher's Retirement Program	1 426 654 86	13 424 417 09	13 085 207 32	1 765 864 63
965 Parks Fee	215 815 56	1 034 734 02	1 204 867 55	45 682 03

TABLE NO. 8 (Continued)
 SUSPENSE AND TRUST CASH
 Year Ended August 31, 1974

	Net Fund Balance 9-1-73	Add: Deposits For Year	Less: Refunds and Clearances	Net Fund Balance 8-31-74
TRUST FUNDS (CONTINUED):				
966 Model Cities Services Project	\$ 116 724 15	\$ 946 454 41	\$ 1 012 776 19	\$ 50 402 37
968 Abandoned Motor Vehicles	798 50	8 632 39	8 247 48	1 183 41
969 Real Estate Fee	6 155 00	513 835 50	519 000 00	990 50
TOTAL TRUST FUNDS	107 558 278 63	2 122 477 337 50	2 095 994 577 44	134 041 043 69
TOTAL SUSPENSE AND TRUST	150 165 645 84	2 544 375 857 73	2 498 865 286 43	195 676 217 14
938 Unemployment (In Federal Treasury)	323 463 783 80	18 268 113 96	10 331 453 55*	352 063 351 31
TOTAL	473 629 429 64	2 562 643 971 69	2 488 533 832 88	547 739 568 45

* Indicates Negative

TABLE NO. 9
SECURITIES DEPOSITED IN TRUST WITH THE STATE TREASURER
Year Ended August 31, 1974

	Balance 9-1-73	Increase (CR) Decrease (DB)	Balance 8-31-74
904 Motor Fuel Distributors Trust	\$ 22 765 95CR	\$ 20 265 95DB	\$ 2 500 00CR
908 Bond Investment Companies Trust	230 000 00CR		230 000 00CR
910 Time Deposits	887 804 600 00CR	407 296 800 00CR	1 295 101 400 00CR
911 Demand Deposits	491 436 500 00CR	33 916 500 00CR	525 353 000 00CR
912 Educational Depository Trust	28 935 000 00CR	972 000 00CR	29 907 000 00CR
916 Building and Loan Association Trust	100 000 00CR		100 000 00CR
917 Fiduciary Guaranty Trust	1 627 000 00CR	150 000 00DB	1 477 000 00CR
919 Burial Society & Mutual Ins Trust	281 437 00CR	6 500 00DB	274 937 00CR
920 Loan & Brokerage Guaranty Trust	2 200 00CR		2 200 00CR
921 Life, Health, Accident & Casualty Guaranty Trust	140 740 628 77CR	6 370 599 07CR	147 111 227 84CR
924 County Mutual Ins Guaranty Trust	891 000 00CR	5 000 00CR	896 000 00CR
925 Texas Employment	3 695 000 00CR	50 000 00DB	3 645 000 00CR
933 Ins Recording Agent Trust	27 000 00CR		27 000 00CR
941 Varner—Hogg St Park Trust	11 535 00CR		11 535 00CR
948 State Conservator Trust	200 000 00CR		200 000 00CR
949 Automobile Service Clubs Acct	78 159 25CR	25 000 00DB	53 159 25CR
956 Cig & Tobacco Prod Bond Acct	7 006 25CR		7 006 25CR
958 Escheated Personal Prop With St Treas	297 807 39CR	24 600 75CR	322 408 14CR
962 Sales Tax Guaranty Account		38 550 00CR	38 550 00CR
TOTAL SECURITIES	1 556 387 639 61CR	448 372 283 87CR	2 004 759 923 48CR

TABLE NO. 10
 SUMMARY OF ALL FUNDS - CASH, INVESTMENTS AND SECURITIES
 Year Ended August 31, 1974

	Balance 9-1-73	Balance 8-31-74	Increase Or Decrease*
CASH AND INVESTMENTS HELD:			
Fund Cash in State Treasury	\$ 916 169 011 09	\$1 261 663 387 28	\$ 345 494 376 19
Petty Cash - Various Banks	203 970 05	289 159 00	85 188 95
TOTAL STATE CASH	916 372 981 14	1 261 952 546 28	345 579 565 14
FUND INVESTMENTS IN STATE TREASURY	4 698 696 647 71	5 269 447 705 66	570 751 057 95
TOTAL CASH AND INVESTMENTS	5 615 069 628 85	6 531 400 251 94	916 330 623 09
SUSPENSE AND TRUST CASH WITH STATE TREASURY	150 165 645 84	195 676 217 14	45 510 571 30
SECURITIES IN TRUST WITH STATE TREASURY	1 556 387 639 61	2 004 759 923 48	448 372 283 87
ACCOUNT WITH FEDERAL TREASURY	323 463 783 80	352 063 351 31	28 599 567 51
TOTAL ALL CASH, INVESTMENTS AND SECURITIES	7 645 086 698 10	9 083 899 743 87	1 438 813 045 77

TABLE NO. 11
 BONDED INDEBTEDNESS OF THE STATE OF TEXAS
 Year Ended August 31, 1974

	Outstanding 9-1-73	Increase (CR) Decrease (DB)	Outstanding 8-31-74
SECTION 1: INTEREST ON OLD MANUSCRIPT BOND			
Texas Relief Bond 1st Series Payable Out of General Revenue Fund	\$ 20 00CR		\$ 20 00CR
Texas Relief Bonds 2nd Series Payable Out of General Revenue Fund	22 50CR		22 50CR
TOTAL SECTION 1	42 50CR		42 50CR
SECTION 2: COLLEGE BUILDING BONDS AUTHORIZED BY ARTICLE 7, SECTION 17, CONSTITUTION OF TEXAS			
Univ of Texas at Arlington	9 000 000 00CR	\$	125 000 00CR
Texas Southern University	2 285 000 00CR		85 000 00DB
Texas Womans University	1 895 000 00CR		75 000 00DB
Texas A & I University	3 085 000 00CR		110 000 00DB
Texas Technological University	9 745 000 00CR		305 000 00DB
Lamar University	6 595 000 00CR		205 000 00DB
University of Houston	10 945 000 00CR		625 000 00CR
Midwestern University	2 040 000 00CR		75 000 00DB
Pan American University	2 290 000 00CR		80 000 00DB
East Texas State University	3 250 000 00CR		110 000 00DB
North Texas State University	8 495 000 00CR		275 000 00DB
Stephen F Austin University	4 565 000 00CR		160 000 00DB
West Texas State University	2 570 000 00CR		90 000 00DB
State Senior Colleges	11 215 000 00CR		100 000 00DB
TOTAL SECTION 2	77 975 000 00CR		920 000 00DB
SECTION 3: BUILDING BONDS FOR UNIVERSITY OF TEXAS AND A & M UNIVERSITY AUTHORIZED BY ARTICLE 7, SECTION 18, CONSTITUTION OF TEXAS			
University of Texas	87 955 000 00CR		5 650 000 00CR
A & M University	42 850 000 00CR		3 170 000 00CR
TOTAL SECTION 3	130 805 000 00CR		8 820 000 00CR
SECTION 4: VETERANS LAND FUNDS BONDS AUTHORIZED BY ARTICLE 3, SECTION 49B, CONSTITUTION OF TEXAS			
	330 380 000 00CR		7 300 000 00DB
SECTION 5: TEXAS WATER DEVELOPMENT BONDS AUTHORIZED BY ARTICLE 3, SECTION 49C & 49D, CONSTITUTION OF TEXAS			
	177 005 000 00CR		7 025 000 00DB
SECTION 6: TEXAS STUDENT LOAN BONDS AUTHORIZED BY ARTICLE 3, SECTION 50B, CONSTITUTION OF TEXAS			
	137 145 000 00CR		11 805 000 00CR
SECTION 7: TEXAS PARK DEVELOPMENT BONDS AUTHORIZED BY ARTICLE 3, SECTION 49E, CONSTITUTION OF TEXAS			
	15 750 000 00CR		850 000 00DB
TOTAL BONDED INDEBTEDNESS	869 060 042 50CR		4 530 000 00CR

TABLE NO. 12
 OMNIBUS TAX NET RECEIPTS AND ALLOCATIONS
 For The Fiscal Year Ended August 31, 1974

	Amount	Enforcement	Fund 2	Fund 120	Fund 1	Other
RECEIPTS ALLOCABLE:						
020 Oil Production	\$ 344 832 276 46	\$ 1 657 121 85				
022 Natural & Casinghead Gas	173 312 868 70	863 797 37				
024 Sulphur	5 515 706 62					
040 Cement	3 811 419 32					
042 Utilities	25 032 301 45					
044 Telephone	27 790 079 41					
046 Oil & Gas Well Servicing	1 426 350 88					
052 Carline Companies Tax	24 947 92					
056 Admissions Tax	5 014 445 97					
080 Liquor Tax	32 901 488 72	3 001 667 87				
082 Wine Tax	2 729 371 69	248 037 65				
084 Ale Tax (Malt Liquor)	919 955 70	82 500 00				
087 Telegraph Tax	48 338 77					
090 Beer Tax	46 435 210 51	4 159 787 79				
095 Motor Vehicle Tax-Rental	4 666 036 18					
096 Motor Vehicle Tax-Sales	193 170 324 84					
153 Stock Transfer Tax	1 220 99*					
155 Insurance Occupation Tax	83 414 104 33					
172 Coin Device Machine Tax	1 148 975 61				\$ 25 000 00	
180 Miscellaneous Occupation	218 432 37					
565 Warrants Voided by Statute of Limitation	287 07					
Plus 1973 Cash Allocated	3 712 839 38					
SUBTOTAL	956 124 540 91	10 012 912 53	\$ 235 865 207 21	\$ 710 221 421 17	25 000 00	
210 Liquor Permits	4 091 236 34					
211 Wine & Beer Permits	1 027 169 35					
SUBTOTAL	5 118 405 69			5 118 405 69		
074 Cigarette Tax	239 179 882 40					
207 Cigarette & Tobacco Permits	286 901 00					
SUBTOTAL	239 466 783 40	990 289 84	9 232 076 01		215 919 011 40	\$ 13 325 406 15
026 Oil & Gas Regulation Tax	2 329 175 79					
TOTAL TO ALLOCATE	1 203 038 905 79	11 003 202 37	245 097 283 22	715 339 826 86	215 944 011 40	15 654 581 94

*Indicates Negative

TABLE NO. 12 (Continued)
 OMNIBUS TAX NET RECEIPTS AND ALLOCATION
 For The Fiscal Year Ended August 31, 1974

	Amount	Enforcement	Fund 2	Fund 120	Fund 1	Other
Enforcement:						
Comptroller's Operating Fund 62:						
Crude Oil	\$ 1 657 121 85	\$ 1 657 121 85				
National Gas	863 797 37	863 797 37				
Cigarette Tax	990 289 84	990 289 84				
Liquor Act Enforcement Fund 97	7 491 993 31	7 491 993 31				
Oil and Gas Enforcement Fund 155	2 332 134 16					\$ 2 332 134 16
Texas Parks Fund 031	13 204 271 60					13 204 271 60
Available School Fund 2	245 097 283 22		\$ 245 097 283 22			
General Revenue Fund 1	215 919 011 40				\$ 215 919 011 40	
Allocation of Omnibus						
To Priority Funds:						
Farm to Market Road Fund 189	15 000 000 00			\$ 15 000 000 00		
Blind Assistance Fund 121	337 320 00			337 320 00		
Children Assistance Fund 122	46 656 909 00			46 656 909 00		
Old Age Assistance Fund 27	11 745 123 00			11 745 123 00		
Disabled Assistance Fund 101	2 733 696 00			2 733 696 00		
Medical Assistance Fund 149	150 429 306 00			150 429 306 00		
Teacher Retirement Program	143 147 250 24			143 147 250 24		
Foundation School Fund 193	256 212 322 18			256 212 322 18		
Excess Priority to General Revenue Fund 1	89 077 900 44			89 077 900 44		
Additional For Cigarette Tax						
Stamp Purchase	118 176 18					118 176 18
Other Uses:						
Coin Machine Enforcement	25 000 00				25 000 00	
TOTAL	1 203 038 905 79	11 003 202 37	245 097 283 22	715 339 826 86	215 944 011 40	15 654 581 94

TABLE NO. 13
MOTOR FUEL RECEIPTS AND ALLOCATIONS
 For The Year Ended August 31, 1974

ACTUAL GROSS RECEIPTS			\$ 398 556 050 94
LESS: 1% ENFORCEMENT ON NET RECEIPTS			3 901 573 07
ADJUSTED GROSS RECEIPTS			394 654 477 87
LESS: REFUNDS			8 607 724 26
NET MOTOR FUEL RECEIPTS			386 046 753 61
NET CASH BALANCE 9-1-73	\$	26 967 225 71	
NET CASH BALANCE 8-31-74		26 810 091 84	
ALLOCATED IN 1974			157 133 87
PLUS VOIDED WARRANTS			4 942 81
LESS TRANSFERS:			
Refund Filing Fees-Fund 62			26 049 50
3/4 Unclaimed Aircraft Fuel Refunds-Fund 150			565 520 37
1/4 Unclaimed Aircraft Fuel Refunds-Fund 2			188 506 83
3/4 Unclaimed Motor Boat Fuel Refunds-Fund 59			2 040 725 88
1/4 Unclaimed Motor Boat Fuel Refund-Fund 2			680 241 96
TOTAL RECEIPTS			382 707 785 75
ALLOCATED AS FOLLOWS:			
ONE-FOURTH AVAILABLE SCHOOL FUND			95 638 175 91
BOARD OF COUNTY AND DISTRICT ROAD INDEBTEDNESS:			
Administration			- 0 -
Grants To Counties			7 300 000 00
TOTAL TO THE BOARD			7 300 000 00
BALANCE TO HIGHWAY FUND 6			279 769 609 84
TOTAL ALLOCATIONS			382 707 785 75

TABLE NO. 14
SUMMARY OF NET EXPENDITURES BY OBJECT OF EXPENDITURES
Year Ended August 31, 1974

	General Revenue Fund 1	State Highway Fund 6	Other Special Funds	Net Total
PERSONAL SERVICES:				
01 Salaries and Wages	\$ 553 524 679 15	\$ 203 115 340 19	\$ 326 457 811 28	\$1 083 097 830 62
02 Professional Services and Fees	6 330 495 89	10 332 32	11 953 303 54	18 294 131 75
03 Employees Maintenance	98 542 91	- 0 -	1 200 00	99 742 91
04 Judicial Fees and Court Costs (Comptroller's Judiciary Section Only)	4 429 45	- 0 -	1 201 056 05	1 205 485 50
05 Employees Retirement Matching	15 197 916 00	12 642 945 24	11 814 102 43	39 654 963 67
06 Teachers Retirement Matching	- 0 -	- 0 -	143 147 250 24	143 147 250 24
07 O.A.S.I. Matching	32 103 435 85	10 846 265 51	11 557 647 55	54 507 348 91
08 State Contribution Employee Ins.	7 916 326 05	2 405 290 90	4 099 962 34	14 421 579 29
09 Unemployment Compensation Benefits	1 298 064 71	- 0 -	- 0 -	1 298 064 71
TOTAL PERSONAL SERVICES	616 473 890 01	229 020 174 16	510 232 333 43	1 355 726 397 60
CONSUMABLE SUPPLIES AND MATERIALS:				
10 Printing and Office Supplies	2 200 914 64	398 507 25	3 987 880 59	6 587 302 48
11 Gasoline, Oil, Lubricants, Wash and Grease	1 392 884 82	830 951 39	1 847 248 58	4 071 084 79
12 Food For Persons	9 897 434 54	- 0 -	691 542 18	10 588 976 72
13 Clothing and Dry Goods For Persons	463 728 40	131 070 02	501 631 39	1 096 429 81
14 Feed For Animals, Seed and Small Plants	948 032 00	511 30	544 068 83	1 492 612 13
15 Drugs and Chemicals For Medical and Laboratory	4 594 131 45	2 111 57	384 111 97	4 980 354 99
16 Other Supplies and Materials (Except Highway Department)	16 971 656 07	473 732 98	20 382 716 16	37 828 105 21
17 Other Supplies, Materials and Operation Costs (Highway Department Only)	- 0 -	75 433 347 12	- 0 -	75 433 347 12
TOTAL CONSUMABLE SUPPLIES AND MATERIALS	36 468 781 92	77 270 231 63	28 339 199 70	142 078 213 25
CURRENT AND RECURRING OPERATING EXPENSE:				
20 Postage	1 946 930 16	618 086 62	4 917 451 30	7 482 468 08
21 Utilities, Telephone and Telegraph	27 862 658 23	380 640 14	13 929 166 89	42 172 465 26
22 Transportation of Things	261 585 10	12 233 91	765 863 96	1 039 682 97
23 Repairs to Buildings Contract (Written or Oral)	464 426 36	23 453 20	1 082 440 93	1 570 320 49
24 Repairs Other Contract	711 817 04	401 277 54	1 025 372 28	2 138 466 86
25 Travel Expense	7 647 065 84	862 253 97	14 871 090 58	23 380 410 39
26 Rentals	8 516 049 64	394 470 89	15 796 286 76	24 706 807 29
27 Workmen's Compensation Transfers	468 172 19	- 0 -	339 882 46	808 054 65
28 Other Operating Expense	24 463 448 29	1 248 221 72	49 858 699 92	75 570 369 93
29 Telecommunication - Tex-An	393 450 39	- 0 -	- 0 -	393 450 39
TOTAL CURRENT OR RECURRING OPERATING EXPENSE	72 735 603 24	3 940 637 99	102 586 255 08	179 262 496 31
ASSISTANCE AND PENSIONS:				
30 Old Age Assistance	- 0 -	- 0 -	37 127 439 14	37 127 439 14
32 Blind Assistance	- 0 -	- 0 -	1 263 429 19	1 263 429 19
34 Children Assistance	- 0 -	- 0 -	160 546 168 01	160 546 168 01
35 Medical Care Other	- 0 -	- 0 -	227 265 371 20	227 265 371 20
36 Disabled Assistance	- 0 -	- 0 -	9 308 046 23	9 308 046 23
37 Medical Care Hospital	- 0 -	- 0 -	165 266 987 60	165 266 987 60

TABLE NO. 14 (Continued)
 SUMMARY OF NET EXPENDITURES BY OBJECT OF EXPENDITURES
 Year Ended August 31, 1974

	General Revenue Fund 1	State Highway Fund 6	Other Special Funds	Net Total
ASSISTANCE AND PENSIONS: (Continued)				
38 Confederate Pensions	\$ - 0 -	\$ - 0 -	\$ 7 200 00	\$ 7 200 00
39 Ranger Pensions	- 0 -	- 0 -	63 440 00	63 440 00
TOTAL ASSISTANCE AND PENSIONS	- 0 -	- 0 -	600 848 081 37	600 848 081 37
GRANTS:				
40 School Apportionment	439 076 380 10	- 0 -	617 282 701 24	1 056 359 081 34
41 Grants Elementary and Secondary Schools	10 191 220 79	- 0 -	211 800 124 75	221 991 345 54
42 Grants Junior Colleges	87 641 881 07	- 0 -	16 708 309 08	104 350 190 15
43 Grants Senior Colleges and Universities	11 423 350 33	- 0 -	5 468 902 73	16 892 253 06
44 Grant-In-Aid Various	15 453 324 56	- 0 -	29 037 290 51	44 490 615 07
45 Grants To Counties	174 674 24	- 0 -	30 051 899 75	30 226 573 99
46 Grants To Cities	113 425 58	- 0 -	20 460 928 46	20 574 354 04
47 Grants To Other Political Sub-Divisions	- 0 -	- 0 -	128 437 72	128 437 72
48 Grants To Others	13 443 231 43	- 0 -	34 105 658 14	47 548 889 57
TOTAL GRANTS	577 517 488 10	- 0 -	965 044 252 38	1 542 561 740 48
PAYMENTS OF INDEBTEDNESS AND INTEREST:				
50 Principal on State Bonds	- 0 -	- 0 -	41 335 000 00	41 335 000 00
51 Principal on Other Indebtedness	- 0 -	- 0 -	1 009 65	1 009 65
55 Interest on State Bonds	- 0 -	- 0 -	37 774 643 39	37 774 643 39
59 Miscellaneous Claims	162 274 22	- 0 -	1 882 07	164 156 29
TOTAL PAYMENT OF INDEBTEDNESS AND INTEREST	162 274 22	- 0 -	79 112 535 11	79 274 809 33
CAPITAL OUTLAY:				
60 Equipment and Furniture Inventory (Controlled by the Comptroller)	12 958 270 16	3 186 428 22	15 306 886 23	31 451 584 61
61 Other Equipment and Furniture	69 644 57	- 0 -	2 034 832 72	2 104 477 29
62 Library Books	7 709 040 99	6 544 23	4 093 053 09	11 808 638 31
63 Textbooks	- 0 -	- 0 -	23 877 363 33	23 877 363 33
64 Livestock and Poultry	42 404 40	- 0 -	13 348 62	55 753 02
65 Highway Department, Construction, Improvements & Right of Way Purchases	253 165 97	396 470 063 63	- 0 -	396 723 229 60
66 Land Purchased	15 469 49	6 000 00	8 178 261 87	8 199 731 36
67 Land Improvements	480 350 92	- 0 -	5 636 563 00	6 116 913 92
68 Buildings-Purchased, Constructed and Remodeled	25 699 044 64	98 882 71	20 775 891 86	46 573 819 21
TOTAL CAPITAL OUTLAY	47 227 391 14	399 767 918 79	79 916 200 72	526 911 510 65
INTERFUND TRANSFERS:				
71 Purchase of State Bonds	- 0 -	- 0 -	350 000 00	350 000 00
72 Purchase of U.S. Government Securities	- 0 -	- 0 -	666 521 000 00	666 521 000 00
74 Purchase of Notes and Other Evidence of Indebtedness	100 000 00	- 0 -	29 915 966 91	30 015 966 91
75 Purchase of Corporate Bonds	- 0 -	- 0 -	168 772 970 00	168 772 970 00
76 Purchase of Corporate Stock	- 0 -	- 0 -	68 702 778 77	68 702 778 77
77 Loans To Political Sub-Division	21 740 00	- 0 -	10 672 000 00	10 693 740 00
78 Petty Cash Advances	41 049 00	- 0 -	44 200 00	85 249 00
79 Purchase of Water Rights	- 0 -	- 0 -	595 763 77	595 763 77

TABLE NO. 14 (Continued)
 SUMMARY OF NET EXPENDITURES BY OBJECT OF EXPENDITURES
 Year Ended August 31, 1974

	General Revenue Fund 1	State Highway Fund 6	Other Special Funds	Net Total
INTERFUND TRANSFERS: (Continued)				
80 Accrued Interest on Investments	\$ - 0 -	\$ - 0 -	\$ 2 567 370 31	\$ 2 567 370 31
83 Discounts on Investments	- 0 -	- 0 -	6 283 433 52*	6 283 433 52*
85 Premiums on Investments	- 0 -	- 0 -	88 557 16*	88 557 16*
90 Allocations Fund 120	- 0 -	- 0 -	1 052 281 486 06	1 052 281 486 06
92 Land Purchased For Resale	- 0 -	- 0 -	23 517 049 44	23 517 049 44
93 Miscellaneous Non-Governmental Expenditures	7 935 129 19	- 0 -	22 810 159 04	30 745 288 23
95 Departmental Transfers	6 248 804 97	8 007 534 24	33 898 271 46	48 154 610 67
96 Operating Fund Transfers	48 896 582 67	20 000 00	31 584 976 34	80 501 559 01
97 Merchandise Purchased For Resale	1 141 636 19	- 0 -	- 0 -	1 141 636 19
98 Allocations Fund 60	- 0 -	- 0 -	390 110 403 36	390 110 403 36
99 Departmental Transfers-Appropriation	1 496 495 83	- 0 -	- 0 -	1 496 495 83
101 Loans To College Students	- 0 -	- 0 -	18 886 428 83	18 886 428 83
102 Board of Control Resale Stores	401 510 93	- 0 -	- 0 -	401 510 93
199 Refunds of Revenue	3 534 121 09	- 0 -	11 645 283 62	15 179 404 71
221 Departmental Transfers-Centrex Phone	922 807 49	77 517 77	857 193 77	1 857 519 03
229 Departmental Transfers-Tex-An Phone	259 810 33	55 405 61	283 767 47	598 983 41
999 Refund of Expenditures	1 520 912 32	130 190 00	64 645 131 57	66 296 233 89
TOTAL INTERFUND TRANSFERS	72 520 600 01	8 290 647 62	2 592 290 210 04	2 673 101 457 67
 TOTAL GOVERNMENTAL COST AND INTERFUND TRANSFERS	 1 423 106 028 64	 718 289 610 19	 4 958 369 067 83	 7 099 764 706 66

* Denotes Deduction

