


PART II
OF THE
ANNUAL REPORT OF THE
COMPTROLLER OF PUBLIC ACCOUNTS
of the
STATE OF TEXAS
1955

TAX COLLECTORS ACCOUNTS—
ASSESSED VALUATIONS—TAX RATES
OIL PRODUCTION—MISCELLANEOUS

Documentary Department
AUG 27 1956
Dallas Public Library

ROBERT S. CALVERT
Comptroller

TO THE GOVERNOR



PART II
OF THE
ANNUAL REPORT OF THE
COMPTROLLER OF PUBLIC ACCOUNTS
of the
STATE OF TEXAS
1955

TAX COLLECTORS ACCOUNTS—
ASSESSED VALUATIONS—TAX RATES
OIL PRODUCTION—MISCELLANEOUS

ROBERT S. CALVERT
Comptroller

TO THE GOVERNOR



PART II

OF THE

BOARD OF SUPERVISORS

COUNTY OF SANTA CRUZ

STATE OF CALIFORNIA

1911

RESOLUTION NO. 100
PASSED AT A REGULAR MEETING
Held at the Court House, Santa Cruz, California,
this 10th day of August, 1911.

RESOLUTION NO. 100
PASSED AT A REGULAR MEETING

TO THE CLERK



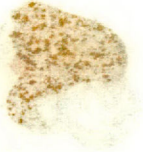



TABLE OF CONTENTS

	Page
Letter of Transmittal	227
TABLE NUMBER:	
181	228
Tax Assessor-Collectors' Accounts	
182	314
Ex-Tax Assessor-Collectors' Accounts	
183	330
Summary of Tax Assessor-Collectors' Accounts	
184	333
Percentage of Ad Valorem and Collections	
185	334
Tax Rates and Assessed Valuations for Years 1907-1955	
186	336
Property Assessed for Taxation as Shown by 1955 Tax Rolls	
187	438
Summary of Property Values Shown on Table 186	
188	440
Statement of Assessments Against Railroads and Bridges	
189	494
Statement of Judges' and Attorneys' Salaries and Expenses	
190	502
State of Payments to District Court Officers	
191	
Crude Oil Production - By County - By Month (Printed in Separate Publication)	





Comptroller of Public Accounts
State of Texas
Austin

ROBERT S. CALVERT, COMPTROLLER
GUS FARRAR, CHIEF CLERK

September 27, 1955

Honorable Allan Shivers

Governor of Texas

Austin

Dear Sir:

I respectfully submit herein Part II of the Annual Report of the Comptroller of Public Accounts, containing statements of tax collectors' accounts, assessed valuations, tax rates, oil production, and other miscellaneous information.

I again express my appreciation to the Governor, the Legislature, and the other State agencies for their fine cooperation.

Respectfully yours,

ROBERT S. CALVERT
Comptroller of Public Accounts

TABLE NO. 181

TAX ASSESSOR-COLLECTORS' ACCOUNTS FOR 1954

Showing The Classes Of State Charges, Credits Allowed, Expense To The State
For Assessing And Collecting And Proration Of Net Amounts To The General Revenue Fund
Available School Fund, Confederate Pension Fund And College Building Fund
For Fiscal Year July 1, 1954 To June 30, 1955 both inclusive.

	ANDERSON	ANDREWS	ANGELINA	ARANSAS	ARCHER	ARMSTRONG
AD VALOREM:						
DR. Charged on 1954 Rolls	\$ 95 918 58	\$ 195 721 47	\$ 77 664 06	\$ 118 501 38	\$ 60 428 11	\$ 17 073 65
Supplemental Assessments	432 18	61 69	120 12	1 697 45	27 40	--
Insolvent Collections	83 37	37 46	39 69	1 01	41 16	69 27
Delinquent Collections	1 360 70	601 05	2 370 70	2 614 17	634 25	459 50
Penalty & Interest	911 21	253 85	1 139 28	551 33	379 28	146 10
Sundry Debits	--	21	132 88	72 53	--	2 68
CR. Insolvent List	169 63	388 86	1 154 52	376 06	350 81	195 39
Errors in Assessments	395 60	228 42	348 01	477 03	104 99	04
Delinquent List	4 495 35	1 593 50	2 932 20	2 243 85	996 54	451 37
Commissions & Fees:						
Collector for Collecting	2 415 37	4 357 36	2 194 46	2 947 89	1 769 54	836 40
Article 7331	109 50	--	173 55	155 78	48 50	29 46
Collector for Assessing	14 38	2 92	17 91	47 16	1 28	--
Assessor for Assessing	5 524 73	8 571 37	4 622 40	3 381 07	3 023 32	1 124 80
Discount	2 417 94	5 727 24	1 943 91	2 841 27	1 417 39	373 68
Sundry Credits	830 78	--	15 96	57 60	148 28	6 16
Article 7335	--	--	--	447 83	--	--
State Aid	--	--	--	45 305 70	--	--
Balance due State	--	58 75	--	83 60	10 22	--
TO: General Revenue Fund	368 31	191 26	913 17	600 82	241 28	86 73
Available School Fund	68 302 99	146 296 52	55 968 44	53 725 81	44 497 00	12 203 60
Confederate Pension Fund	3 952 23	8 373 54	3 284 91	3 145 65	2 567 94	706 70
College Building Fund	9 709 23	20 885 99	7 897 29	7 600 75	6 333 11	1 736 87
STATE POLL TAX:						
DR. Supplemental Assessments	6 855 50	1 906 50	9 531 00	1 410 00	1 879 00	754 00
Insolvent Collections	--	--	--	--	--	--
Delinquent Collections	--	--	20 00	9 00	7 50	--

	ANDERSON	ANDREWS	ANGELINA	ARANSAS	ARCHER	ARMSTRONG
STATE POLL TAX: (Continued)						
CR. Commissions & Fees Paid:						
Collector for Collecting Article 7331	\$ 146 29	\$ 38 76	\$ 98 14	\$ 29 14	\$ 40 81	\$ 37 70
Collector for Assessing Poll Tax Fees	--	--	1 00	45	38	--
	228 90	63 55	317 70	47 05	62 65	25 15
	772 32	164 97	1 108 80	121 95	162 15	65 60
TO: General Revenue Fund	1 896 69	546 40	2 675 12	406 00	539 92	208 27
Available School Fund	3 811 30	1 092 82	5 350 24	814 41	1 080 59	417 28
DEPOSITORY INTEREST:						
DR. Depository Interest Collected	--	--	--	--	--	--
TO: General Revenue Fund	--	--	--	--	--	--
Available School Fund	--	--	--	--	--	--
Confederate Pension Fund	--	--	--	--	--	--
College Building Fund	--	--	--	--	--	--
Total Debits	105 561 54	198 582 23	91 017 73	124 856 87	63 396 70	18 505 20
Total Credits	17 520 79	21 195 70	14 928 56	58 563 43	8 136 86	3 145 75
TOTAL NET COLLECTIONS	\$ 88 040 75	\$ 177 386 53	\$ 76 089 17	\$ 66 293 44	\$ 55 259 84	\$ 15 359 45
TO: General Revenue Fund	2 265 00	737 66	3 588 29	1 006 82	781 20	295 00
Available School Fund	72 114 29	147 389 34	61 318 68	54 540 22	45 577 59	12 620 88
Confederate Pension Fund	3 952 23	8 373 54	3 284 91	3 145 65	2 567 94	706 70
College Building Fund	9 709 23	20 885 99	7 897 29	7 600 75	6 333 11	1 736 87

TABLE NO. 181 Continued
TAX ASSESSOR-COLLECTORS' ACCOUNTS FOR 1954

	ATASCOSA	AUSTIN	BAILEY	BANDERA	BASTROP	BAYLOR
AD VALOREM:						
DR. Charged on 1954 Rolls	\$ 93 864 67	\$ 80 835 22	\$ 34 050 69	\$ 18 589 70	\$ 8 495 80	\$ 37 067 20
Supplemental Assessments	334 32	288 83	72 48	207 17	24 18	265 07
Insolvent Collections	43 85	93 95	15 81	--	33 18	50 57
Delinquent Collections	3 833 25	743 19	926 13	430 01	380 76	616 88
Penalty & Interest	2 503 03	196 80	232 34	129 89	160 82	301 69
Sundry Debits	78	5 79	--	18 76	--	01
CR. Insolvent List	432 61	197 78	430 04	759 49	373 45	657 60
Errors in Assessments	409 68	331 45	39 01	118 10	150 14	86 19
Delinquent List	2 824 67	754 55	998 90	1 215 90	1 246 54	816 47
Commissions & Fees:						
Collector for Collecting	2 497 25	2 170 06	1 227 55	838 69	146 43	1 305 12
Article 7331	273 02	44 52	--	27 06	24 91	44 57
Collector for Assessing	13 15	10 83	3 52	7 99	1 09	13 24
Assessor for Assessing	4 742 37	4 659 00	2 167 01	1 245 08	--	2 207 59
Discount	1 468 03	1 750 10	690 89	346 86	2 99	924 32
Sundry Credits	11 99	--	--	16 16	--	24 06
Article 7335	651 01	115 98	--	8 17	22 46	--
State Aid	--	271 92	--	--	--	--
Balance due State	--	34	42 51	161 47	02	--
TO: General Revenue Fund	1 101 76	137 14	69 02	58 79	87 60	176 73
Available School Fund	71 795 16	59 766 89	24 693 72	12 144 35	5 867 34	26 708 33
Confederate Pension Fund	4 207 82	3 418 90	1 412 06	696 99	339 51	1 545 73
College Building Fund	10 151 38	8 534 32	3 523 22	1 730 43	832 26	3 791 47
STATE POLL TAX:						
DR. Supplemental Assessments	5 541 50	5 177 50	1 770 00	1 510 50	3 087 50	1 731 00
Insolvent Collections	--	--	--	--	--	--
Delinquent Collections	22 50	--	22 50	--	--	9 75

	ATASCOSA	AUSTIN	BAILEY	BANDERA	BASTROP	BAYLOR
STATE POLL TAX: (Continued)						
CR. Commissions & Fees Paid:						
Collector for Collecting Article 7331	\$ 122 93 \$	115 97 \$	48 21 \$	75 52 \$	61 75 \$	46 03
Collector for Assessing Poll Tax Fees	1 13	--	--	--	--	49
	184 85	172 70	59 00	50 35	103 10	57 70
	483 08	446 81	151 97	130 24	268 31	149 40
TO: General Revenue Fund	1 588 61	1 478 87	511 10	418 13	881 92	495 71
Available School Fund	3 183 40	2 963 15	1 022 22	836 26	1 772 42	991 42
DEPOSITORY INTEREST:						
DR. Depository Interest Collected	--	--	--	--	--	--
TO: General Revenue Fund	--	--	--	--	--	--
Available School Fund	--	--	--	--	--	--
Confederate Pension Fund	--	--	--	--	--	--
College Building Fund	--	--	--	--	--	--
Total Debits	106 143 90	87 341 28	37 089 95	20 886 03	12 182 24	40 042 17
Total Credits	14 115 77	11 042 01	5 858 61	5 001 08	2 401 19	6 332 78
TOTAL NET COLLECTIONS	\$ 92 028 13 \$	76 299 27 \$	31 231 34 \$	15 884 95 \$	9 781 05 \$	33 709 39
TO: General Revenue Fund	2 690 37	1 616 01	580 12	476 92	969 52	672 44
Available School Fund	74 978 56	62 730 04	25 715 94	12 980 61	7 639 76	27 699 75
Confederate Pension Fund	4 207 82	3 418 90	1 412 06	696 99	339 51	1 545 73
College Building Fund	10 151 38	8 534 32	3 523 22	1 730 43	832 26	3 791 47

TABLE NO. 181 Continued
 TAX ASSESSOR-COLLECTORS' ACCOUNTS FOR 1954

	BEE	BELL	BEXAR	BLANCO	BORDEN	BOSQUE
AD VALOREM:						
DR. Charged on 1954 Rolls	\$ 92 363 58	\$ 95 404 90	\$1 006 172 81	\$ 15 275 74	\$ 68 775 79	\$ 40 144 69
Supplemental Assessments	3 86	68 38	5 363 49	13 65	4 46	33 55
Insolvent Collections	87 03	188 75	1 880 16	22 39	19 95	27 66
Delinquent Collections	1 138 30	1 534 08	39 521 00	227 61	93 90	795 60
Penalty & Interest	661 96	798 47	14 377 24	123 36	31 67	294 38
Sundry Debits	--	--	65 27	2 39	--	--
CR. Insolvent List	859 41	1 478 07	15 578 46	138 42	364 12	666 97
Errors in Assessments	61 58	435 16	71 944 98	41 06	80	65 74
Delinquent List	2 691 06	4 162 72	87 028 87	265 82	106 16	1 192 63
Commissions & Fees:						
Collector for Collecting	2 365 03	2 367 22	17 015 44	745 60	1 927 82	1 355 79
Article 7331	86 25	111 45	--	16 35	--	50 17
Collector for Assessing	18	8 13	279 12	43	20	1 60
Assessor for Assessing	4 623 48	6 767 38	45 174 08	1 089 36	3 252 73	2 562 46
Discount	2 211 86	2 187 95	20 863 60	307 64	1 889 73	771 11
Sundry Credits	--	03	--	--	--	--
Article 7335	--	--	--	--	--	--
State Aid	--	--	--	--	--	--
Balance due State	--	--	3 633 52	62 75	--	--
TO: General Revenue Fund	414 50	559 13	7 820 79	76 86	12 07	137 93
Available School Fund	67 449 22	66 603 31	665 224 54	10 766 07	51 143 47	28 739 93
Confederate Pension Fund	3 904 47	3 864 17	38 449 73	622 85	2 923 89	1 652 71
College Building Fund	9 587 69	9 449 86	94 366 84	1 531 93	7 304 78	4 098 84
STATE POLL TAX:						
DR. Supplemental Assessments	4 703 50	17 290 00	119 145 00	1 300 50	492 00	2 986 50
Insolvent Collections	--	--	--	--	--	--
Delinquent Collections	36 86	--	--	6 00	--	--

	BEE	BELL	BEXAR	BLANCO	BORDEN	BOSQUE
STATE POLL TAX: (Continued)						
CR. Commissions & Fees Paid:						
Collector for Collecting Article 7331	\$ 98 39 \$	373 19 \$	2 391 40 \$	65 33 \$	10 95 \$	75 93
Collector for Assessing Poll Tax Fees	1 84	--	--	30	--	--
	156 90	577 90	3 976 10	43 35	16 40	99 55
	413 00	1 742 23	12 746 32	111 73	42 17	257 27
TO: General Revenue Fund	1 354 92	4 841 13	33 271 97	361 93	140 83	851 25
Available School Fund	2 715 31	9 755 55	66 759 21	723 86	281 65	1 702 50
DEPOSITORY INTEREST:						
DR. Depository Interest Collected	--	--	--	--	--	--
TO: General Revenue Fund	--	--	--	--	--	--
Available School Fund	--	--	--	--	--	--
Confederate Pension Fund	--	--	--	--	--	--
College Building Fund	--	--	--	--	--	--
Total Debits	98 995 09	115 284 58	1 186 524 97	16 971 64	69 417 77	44 282 38
Total Credits	13 568 98	20 211 43	280 631 89	2 888 14	7 611 08	7 099 22
TOTAL NET COLLECTIONS	\$ 85 426 11 \$	95 073 15 \$	905 893 08 \$	14 083 50 \$	61 806 69 \$	37 183 16
TO: General Revenue Fund	1 769 42	5 400 26	41 092 76	438 79	152 90	989 18
Available School Fund	70 164 53	76 358 86	731 983 75	11 489 93	51 425 12	30 442 43
Confederate Pension Fund	3 904 47	3 864 17	38 449 73	622 85	2 923 89	1 652 71
College Building Fund	9 587 69	9 449 86	94 366 84	1 531 93	7 304 78	4 098 84

TABLE NO. 181 Continued
 TAX ASSESSOR-COLLECTORS' ACCOUNTS FOR 1954

	BOWIE	BRAZORIA	BRAZOS	BREWSTER	BRISCOE	BROOKS
AD VALOREM:						
DR.						
Charged on 1954 Rolls	\$ 62 399 13	\$ 975 605 58	\$ 61 829 83	\$ 47 634 58	\$ 17 356 98	\$ 110 520 43
Supplemental Assessments	1 204 02	751 19	134 78	103 79	87 85	7 18
Insolvent Collections	31 92	821 41	118 48	474 35	23 09	50
Delinquent Collections	4 036 28	5 692 41	1 543 28	1 124 45	484 20	555 05
Penalty & Interest	2 765 99	2 839 59	486 31	583 93	94 50	316 34
Sundry Debits	4 16	52 81	7 77	--	3 22	--
CR.						
Insolvent List	1 194 39	9 520 09	508 22	191 40	212 36	134 40
Errors in Assessments	534 35	1 579 30	766 52	130 41	5 78	43 92
Delinquent List	4 091 67	8 380 13	2 397 49	2 089 87	466 15	1 097 30
Commissions & Fees:						
Collector for Collecting	1 852 46	19 389 75	1 779 46	1 491 23	823 07	2 739 83
Article 7331	337 02	405 58	98 87	--	--	42 88
Collector for Assessing	57 08	23 03	8 90	4 94	4 54	34
Assessor for Assessing	4 243 33	27 974 54	4 357 43	2 498 43	1 193 59	5 102 99
Discount	1 198 52	26 767 13	1 022 60	1 079 74	339 76	3 109 80
Sundry Credits	114 18	9 86	--	--	11	--
Article 7335	--	--	--	--	--	--
State Aid	--	178 670 05	474 83	--	--	--
Balance due State	2 08	11 30	--	105 84	--	--
TO:						
General Revenue Fund	2 211 14	1 747 08	642 32	523 82	13 15	197 71
Available School Fund	45 498 28	592 739 72	43 388 83	34 848 55	12 491 99	82 437 93
Confederate Pension Fund	2 876 36	34 067 67	2 495 42	2 010 63	715 63	4 738 82
College Building Fund	6 230 64	84 477 76	6 179 56	4 946 24	1 783 71	11 753 58
STATE POLL TAX:						
DR.						
Supplemental Assessments	14 322 50	19 129 50	8 403 00	1 699 50	1 074 00	2 523 00
Insolvent Collections	--	--	--	--	--	--
Delinquent Collections	--	4 07	--	10 50	--	37 50

	BOWIE	BRAZORIA	BRAZOS	BREWSTER	BRISCOE	BROOKS
STATE POLL TAX: (Continued)						
CR. Commissions & Fees Paid:						
Collector for Collecting Article 7331	\$ 302 28	\$ 383 00	\$ 177 11	\$ 40 17	\$ 53 70	\$ 51 66
Collector for Assessing Poll Tax Fees	--	20	--	--	--	1 88
	477 70	637 95	280 10	56 65	35 80	84 15
	1 423 65	1 924 95	909 64	146 83	93 34	220 20
TO: General Revenue Fund	4 035 20	5 391 13	2 345 38	488 78	297 05	733 44
Available School Fund	8 083 67	10 796 34	4 690 77	977 57	594 11	1 469 17
DEPOSITORY INTEREST:						
DR. Depository Interest Collected	--	--	--	--	--	--
TO: General Revenue Fund	--	--	--	--	--	--
Available School Fund	--	--	--	--	--	--
Confederate Pension Fund	--	--	--	--	--	--
College Building Fund	--	--	--	--	--	--
Total Debits	84 764 00	1 004 896 56	72 523 45	51 631 10	19 123 84	113 960 00
Total Credits	15 828 71	275 676 86	12 781 17	7 835 51	3 228 20	12 629 35
TOTAL NET COLLECTIONS	\$ 68 935 29	\$ 729 219 70	\$ 59 742 28	\$ 43 795 59	\$ 15 895 64	\$ 101 330 65
TO: General Revenue Fund	6 246 34	7 138 21	2 987 70	1 012 60	310 20	931 15
Available School Fund	53 581 95	603 536 06	48 079 60	35 826 12	13 086 10	83 907 10
Confederate Pension Fund	2 876 36	34 067 67	2 495 42	2 010 63	715 63	4 738 82
College Building Fund	6 230 64	84 477 76	6 179 56	4 946 24	1 783 71	11 753 58

TABLE NO. 181 Continued
TAX ASSESSOR-COLLECTORS' ACCOUNTS FOR 1954

	BROWN	BURLESON	BURNET	CALDWELL	CALHOUN	CALLAHAN
AD VALOREM:						
DR. Charged on 1954 Rolls	\$ 51 935 75	\$ 28 571 97	\$ 24 771 14	\$ 50 589 86	\$ 225 238 49	\$ 11 580 58
Supplemental Assessments	120 39	89 34	39 02	115 42	63 60	9 99
Insolvent Collections	66 21	7 92	180 04	209 89	29 73	5 38
Delinquent Collections	1 875 38	1 328 08	549 98	1 186 58	819 47	575 52
Penalty & Interest	690 25	320 35	202 32	241 86	536 15	376 75
Sundry Debits	191 77	63 40	04	--	--	1 26
CR. Insolvent List	408 54	133 66	919 18	612 41	306 02	364 49
Errors in Assessments	1 614 82	553 79	60 65	34 69	58 82	57 83
Delinquent List	5 083 93	1 941 87	858 60	1 894 23	1 871 08	1 573 57
Commissions & Fees:						
Collector for Collecting	1 518 40	1 078 95	1 029 65	1 557 12	4 965 61	193 84
Article 7331	123 81	--	35 27	68 45	63 58	--
Collector for Assessing	6 67	3 77	1 76	3 74	1 75	44
Assessor for Assessing	3 457 14	1 948 37	1 753 56	3 120 35	6 087 55	--
Discount	1 022 77	637 95	508 30	1 216 99	6 116 34	--
Sundry Credits	207 14	40 88	44 68	125 61	21 68	--
Article 7335	--	--	--	--	181 19	--
State Aid	--	419 88	--	--	85 957 62	--
Balance due State	13 55	--	--	25	--	--
TO: General Revenue Fund	421 49	562 34	107 32	33 44	217 43	247 92
Available School Fund	34 170 87	19 220 80	17 020 18	36 397 02	100 694 82	8 428 78
Confederate Pension Fund	1 981 66	1 110 14	983 93	2 080 15	5 790 38	506 27
College Building Fund	4 848 96	2 728 66	2 419 46	5 199 16	14 353 57	1 176 34
STATE POLL TAX:						
DR. Supplemental Assessments	5 001 00	3 437 00	2 347 00	4 362 50	3 896 50	1 659 00
Insolvent Collections	--	--	--	--	--	--
Delinquent Collections	--	9 00	--	--	--	64 50

	BROWN	BURLESON	BURNET	CALDWELL	CALHOUN	CALLAHAN
STATE POLL TAX: (Continued)						
CR. Commissions & Fees Paid:						
Collector for Collecting Article 7331	\$ 112 16	\$ 98 15	\$ 85 21	\$ 101 82	\$ 79 02	\$ 33 24
Collector for Assessing Poll Tax Fees	167 15	114 85	78 35	145 55	129 90	55 30
	625 69	296 60	205 22	380 10	339 84	142 46
TO: General Revenue Fund	1 358 31	974 41	657 62	1 242 94	1 115 66	497 50
Available School Fund	2 737 69	1 961 99	1 320 60	2 492 09	2 232 08	995 00
DEPOSITORY INTEREST:						
DR. Depository Interest Collected	--	--	--	--	--	--
TO: General Revenue Fund	--	--	--	--	--	--
Available School Fund	--	--	--	--	--	--
Confederate Pension Fund	--	--	--	--	--	--
College Building Fund	--	--	--	--	--	--
Total Debits	59 880 75	33 827 06	28 089 54	56 706 11	230 583 94	14 272 98
Total Credits	14 361 77	7 268 72	5 580 43	9 261 31	106 180 00	2 421 17
TOTAL NET COLLECTIONS	\$ 45 518 98	\$ 26 558 34	\$ 22 509 11	\$ 47 444 80	\$ 124 403 94	\$ 11 851 81
TO: General Revenue Fund	1 779 80	1 536 75	764 94	1 276 38	1 333 09	745 42
Available School Fund	36 908 56	21 182 79	18 340 78	38 889 11	102 926 90	9 423 78
Confederate Pension Fund	1 981 66	1 110 14	983 93	2 080 15	5 790 38	506 27
College Building Fund	4 848 96	2 728 66	2 419 46	5 199 16	14 353 57	1 176 34

TABLE NO. 181 Continued
 TAX ASSESSOR-COLLECTORS' ACCOUNTS FOR 1954

	CAMERON	CAMP	CARSON	CASS	CASTRO	CHAMBERS
AD VALOREM:						
DR. Charged on 1954 Rolls	\$ 250 289 45	\$ 13 645 16	\$ 4 177 67	\$ 43 453 92	\$ 7 399 76	\$ 137 256 68
Supplemental Assessments	266 06	23 90	140 62	285 90	04	85 04
Insolvent Collections	888 35	235 06	12 45	11 27	80 51	92
Delinquent Collections	13 774 84	1 224 55	449 75	1 556 57	664 74	373 81
Penalty & Interest	4 309 60	416 67	127 74	1 312 97	280 03	256 17
Sundry Debits	11 048 52	7 65	--	41 60	--	10 08
CR. Insolvent List	20 032 05	246 58	124 30	1 321 11	527 24	878 32
Errors In Assessments	10 432 41	1 63	34 86	863 50	121 17	91 55
Delinquent List	24 770 14	468 60	615 19	3 770 83	626 73	848 34
Commissions & Fees:						
Collector for Collecting	4 790 35	724 14	82 67	1 384 88	143 00	3 235 67
Article 7331	852 66	78 04	27 66	141 57	44 13	--
Collector for Assessing	13 35	1 79	5 06	22 61	--	3 28
Assessor for Assessing	12 874 94	1 286 99	--	2 680 92	--	6 142 82
Discount	4 766 39	288 52	--	829 53	--	3 748 49
Sundry Credits	826 46	8 16	--	8 15	--	--
Article 7335	--	--	--	451 85	48 60	--
State Aid	--	--	--	--	--	--
Balance due State	10 939 93	--	02	91 51	11	34 17
TO: General Revenue Fund	1 755 18	275 80	52 34	730 61	146 64	141 68
Available School Fund	157 136 41	10 147 92	3 305 36	28 629 19	5 644 65	102 382 42
Confederate Pension Fund	9 067 56	580 11	191 96	1 735 19	328 86	5 867 20
College Building Fund	22 318 99	1 444 71	468 81	4 000 78	793 95	14 608 76
STATE POLL TAX:						
DR. Supplemental Assessments	25 984 50	1 194 00	1 525 00	4 558 00	1 125 00	3 458 50
Insolvent Collections	--	--	--	--	--	--
Delinquent Collections	--	12 00	--	247 50	--	9 00

		CAMERON	CAMP	CARSON	CASS	CASTRO	CHAMBERS
STATE POLL TAX: (Continued)							
CR.	Commissions & Fees Paid:						
	Collector for Collecting	\$ 520 06 \$	63 16 \$	30 50 \$	107 73 \$	22 50 \$	69 80
	Article 7331	--	60	--	12 37	--	--
	Collector for Assessing	868 70	39 80	50 90	152 25	37 50	115 30
	Poll Tax Fees	2 609 93	102 34	132 00	391 65	98 23	299 58
TO:	General Revenue Fund	7 288 82	333 37	436 16	1 375 57	322 26	994 01
	Available School Fund	14 696 99	666 73	875 44	2 765 93	644 51	1 988 81
DEPOSITORY INTEREST:							
DR.	Depository Interest Collected	--	--	--	--	--	--
TO:	General Revenue Fund	--	--	--	--	--	--
	Available School Fund	--	--	--	--	--	--
	Confederate Pension Fund	--	--	--	--	--	--
	College Building Fund	--	--	--	--	--	--
	Total Debits	306 561 32	16 758 99	6 433 23	51 467 73	9 550 08	141 450 20
	Total Credits	<u>94 297 37</u>	<u>3 310 35</u>	<u>1 103 16</u>	<u>12 230 46</u>	<u>1 669 21</u>	<u>15 467 32</u>
	TOTAL NET COLLECTIONS	\$ 212 263 95 \$	13 448 64 \$	5 330 07 \$	39 237 27 \$	7 880 87 \$	125 982 88
TO:	General Revenue Fund	9 044 00	609 17	488 50	2 106 18	468 90	1 135 69
	Available School Fund	171 833 40	10 814 65	4 180 80	31 395 12	6 289 16	104 371 23
	Confederate Pension Fund	9 067 56	580 11	191 96	1 735 19	328 86	5 867 20
	College Building Fund	22 318 99	1 444 71	468 81	4 000 78	793 95	14 608 76

TABLE NO. 181 Continued
 TAX ASSESSOR-COLLECTORS' ACCOUNTS FOR 1954

	CHEROKEE	CHILDRESS	CLAY	COCHRAN	COKE	COLEMAN
AD VALOREM:						
DR. Charged on 1954 Rolls	\$ 57 051 29	\$ 35 705 93	\$ 82 875 02	\$ 134 614 90	\$ 174 972 63	\$ 75 969 38
Supplemental Assessments	615 94	11 42	167 63	1 501 19	363 74	256 73
Insolvent Collections	650 45	193 34	51 32	11 42	1 765 84	107 18
Delinquent Collections	3 023 74	439 55	714 50	1 560 10	458 34	1 468 16
Penalty & Interest	1 643 18	125 39	267 34	556 04	497 18	756 17
Sundry Debits	--	21	5 92	--	--	4 15
CR. Insolvent List	1 603 61	178 89	577 12	351 03	1 209 09	745 67
Errors in Assessments	320 31	52 29	612 94	530 57	733 02	852 74
Delinquent List	3 957 82	1 048 95	1 425 72	4 951 60	653 17	3 494 56
Commissions & Fees:						
Collector for Collecting	1 708 27	1 276 27	2 188 00	3 180 95	3 998 00	2 027 98
Article 7331	224 60	25 07	45 63	91 14	--	106 06
Collector for Assessing	14 25	59	8 39	72 66	4 61	14 14
Assessor for Assessing	3 605 34	2 511 21	4 128 03	6 106 68	4 757 29	4 075 06
Discount	1 279 34	794 40	1 861 30	3 346 06	4 841 83	1 681 68
Sundry Credits	1 121 24	--	498 86	--	328 75	120 36
Article 7335	681 02	--	--	--	328 36	--
State Aid	--	--	--	--	66 999 93	--
Balance due State	100 77	45	--	--	--	--
TO: General Revenue Fund	776 53	31 56	47 16	90 48	173 99	494 87
Available School Fund	39 666 37	25 463 45	60 574 61	99 602 43	78 358 23	54 123 55
Confederate Pension Fund	2 338 97	1 455 06	3 466 88	5 696 41	4 483 37	3 134 69
College Building Fund	5 586 16	3 637 65	8 647 10	14 223 64	11 188 09	7 690 41
STATE POLL TAX:						
DR. Supplemental Assessments	6 032 00	2 287 50	2 341 50	1 402 50	1 426 50	3 052 00
Insolvent Collections	--	--	--	--	--	--
Delinquent Collections	--	--	12 00	12 00	19 50	45 00

STATE POLL TAX: (Continued)		CHEROKEE	CHILDRESS	CLAY	COCHRAN	COKE	COLEMAN
CR.	Commissions & Fees Paid:						
	Collector for Collecting Article 7331	\$ 127 11	\$ 57 50	\$ 50 98	\$ 28 62	\$ 30 39	\$ 69 69
	Collector for Assessing Poll Tax Fees	201 30	76 25	78 05	46 75	47 55	102 15
		519 73	196 07	201 34	120 98	122 27	264 24
TO:	General Revenue Fund	1 724 32	652 57	674 18	405 85	415 27	879 72
	Available School Fund	3 459 54	1 305 11	1 348 35	811 70	830 52	1 778 95
DEPOSITORY INTEREST:							
DR.	Depository Interest Collected	--	--	--	--	--	--
TO:	General Revenue Fund	--	--	--	--	--	--
	Available School Fund	--	--	--	--	--	--
	Confederate Pension Fund	--	--	--	--	--	--
	College Building Fund	--	--	--	--	--	--
	Total Debits	69 016 60	38 763 34	86 435 24	139 658 15	179 503 73	81 658 77
	Total Credits	15 464 71	6 217 94	11 676 96	18 827 64	84 054 26	13 556 58
	TOTAL NET COLLECTIONS	\$ 53 551 89	\$ 32 545 40	\$ 74 758 28	\$ 120 830 51	\$ 95 449 47	\$ 68 102 19
TO:	General Revenue Fund	2 500 85	684 13	721 34	496 33	589 26	1 374 59
	Available School Fund	43 125 91	26 768 56	61 922 96	100 414 13	79 188 75	55 902 50
	Confederate Pension Fund	2 338 97	1 455 06	3 466 88	5 696 41	4 483 37	3 134 69
	College Building Fund	5 586 16	3 637 65	8 647 10	14 223 64	11 188 09	7 690 41

TABLE NO. 181 Continued
TAX ASSESSOR-COLLECTORS' ACCOUNTS FOR 1954

	COLLIN	COLLINGSWORTH	COLORADO	COMAL	COMANCHE	CONCHO
AD VALOREM:						
DR. Charged on 1954 Rolls	\$ 79 812 74	\$ 5 745 04	\$ 167 033 92	\$ 49 079 14	\$ 13 380 91	\$ 28 252 68
Supplemental Assessments	851 09	77 36	443 99	42	11 44	47 86
Insolvent Collections	387 95	6 38	185 14	13 49	12 53	47 47
Delinquent Collections	2 914 29	267 98	1 629 19	698 14	209 66	533 74
Penalty & Interest	1 028 95	142 81	809 92	179 35	126 52	162 74
Sundry Debits	39 11	18 38	--	1 91	--	--
CR. Insolvent List	1 354 09	692 30	858 07	634 17	372 47	339 16
Errors in Assessments	749 40	68 90	502 84	50 37	83 82	22 05
Delinquent List	2 608 64	843 38	1 031 21	792 14	1 561 78	1 041 17
Commissions & Fees:						
Collector for Collecting	2 162 12	93 07	3 860 46	1 536 54	234 46	1 126 35
Article 7331	191 65	19 65	117 32	42 49	13 80	33 03
Collector for Assessing	42 53	4 48	15 71	02	75	2 44
Assessor for Assessing	5 094 41	--	8 004 22	3 344 02	--	1 697 94
Discount	1 386 83	--	4 318 00	783 62	03	583 56
Sundry Credits	28 09	--	--	--	10 84	20 64
Article 7335	--	--	235 32	--	--	--
State Aid	--	--	--	--	--	--
Balance due State	--	38	4 02	--	--	--
TO: General Revenue Fund	769 38	119 17	620 91	75 67	32 94	62 71
Available School Fund	58 886 23	3 684 43	125 438 87	35 596 84	9 525 24	20 095 41
Confederate Pension Fund	3 394 61	216 78	7 254 83	2 037 07	547 59	1 153 15
College Building Fund	8 366 15	515 41	17 840 38	5 079 50	1 357 34	2 866 88
STATE POLL TAX:						
DR. Supplemental Assessments	7 697 50	832 50	5 638 00	5 337 00	1 891 50	1 375 50
Insolvent Collections	--	--	--	--	--	--
Delinquent Collections	8 75	3 00	18 00	4 50	--	3 00

	COLLIN	COLLINGSWORTH	COLORADO	COMAL	COMANCHE	CONCHO
STATE POLL TAX: (Continued)						
CR. Commissions & Fees Paid:						
Collector for Collecting	\$ 170 22	\$ 16 71	\$ 120 42	\$ 124 53	\$ 37 83	\$ 42 39
Article 7331	44	15	90	23	--	15
Collector for Assessing	256 60	27 75	188 10	178 70	63 05	45 85
Poll Tax Fees	823 39	72 26	490 72	579 47	163 68	118 41
TO: General Revenue Fund	2 151 60	239 55	1 616 12	1 473 76	542 32	390 57
Available School Fund	4 304 00	479 08	3 239 74	2 984 81	1 084 62	781 13
DEPOSITORY INTEREST:						
DR. Depository Interest Collected	--	--	--	--	--	--
TO: General Revenue Fund	--	--	--	--	--	--
Available School Fund	--	--	--	--	--	--
Confederate Pension Fund	--	--	--	--	--	--
College Building Fund	--	--	--	--	--	--
Total Debits	92 740 38	7 093 45	175 758 16	55 313 95	15 632 56	30 422 99
Total Credits	14 868 41	1 839 03	19 747 31	8 066 30	2 542 51	5 073 14
TOTAL NET COLLECTIONS	\$ 77 871 97	\$ 5 254 42	\$ 156 010 85	\$ 47 247 65	\$ 13 090 05	\$ 25 349 85
TO: General Revenue Fund	2 920 98	358 72	2 237 03	1 549 43	575 26	453 28
Available School Fund	63 190 23	4 163 51	128 678 61	38 581 65	10 609 86	20 876 54
Confederate Pension Fund	3 394 61	216 78	7 254 83	2 037 07	547 59	1 153 15
College Building Fund	8 366 15	515 41	17 840 38	5 079 50	1 357 34	2 866 88

TABLE NO. 181 Continued
 TAX ASSESSOR-COLLECTORS' ACCOUNTS FOR 1954

	COOKE	CORYELL	COTTLE	CRANE	CROCKETT	CROSBY
AD VALOREM:						
DR. Charged on 1954 Rolls	\$ 131 945 25	\$ 30 615 23	\$ 29 238 95	\$ 118 839 26	\$ 112 883 82	\$ 6 349 10
Supplemental Assessments	208 55	167 58	65 08	12 99	29 86	28 42
Insolvent Collections	833 83	104 13	24 53	--	41 98	92 31
Delinquent Collections	2 085 32	597 48	720 90	539 17	351 54	225 14
Penalty & Interest	755 64	230 85	336 59	124 76	121 54	119 29
Sundry Debits	34	26 37	57	--	--	--
CR. Insolvent List	2 517 79	293 48	733 97	218 09	63 94	976 80
Errors in Assessments	703 55	144 27	1 64	282 84	123 77	427 02
Delinquent List	2 229 55	1 023 05	773 99	214 06	880 27	765 92
Commissions & Fees:						
Collector for Collecting	3 142 50	1 165 43	1 154 50	2 905 53	2 782 02	83 21
Article 7331	131 99	37 60	51 39	33 04	23 12	--
Collector for Assessing	10 73	12 78	2 97	62	1 44	1 36
Assessor for Assessing	6 810 48	2 325 10	1 816 23	5 332 53	5 126 08	--
Discount	2 883 43	438 75	677 00	3 507 17	3 182 86	94
Sundry Credits	--	22 44	--	151 22	7 11	--
Article 7335	509 80	--	--	--	--	--
State Aid	--	--	--	--	--	--
Balance due State	--	21 57	35	7 93	--	200 02
TO: General Revenue Fund	428 24	101 01	193 42	48 26	49 03	52 72
Available School Fund	97 051 54	21 798 07	20 816 65	89 012 10	84 324 70	3 589 24
Confederate Pension Fund	5 566 03	1 253 98	1 217 48	5 091 75	4 823 20	209 73
College Building Fund	13 843 30	3 104 11	2 947 03	12 711 04	12 041 20	507 30
STATE POLL TAX:						
DR. Supplemental Assessments	6 257 00	3 099 00	1 173 00	1 500 50	1 312 50	1 247 00
Insolvent Collections	--	--	--	--	--	--
Delinquent Collections	--	--	--	--	--	3 00

	COOKE	CORYELL	COTTLE	CRANE	CROCKETT	CROSBY
STATE POLL TAX: (Continued)						
CR. Commissions & Fees Paid:						
Collector for Collecting Article 7331	\$ 132 53	\$ 92 53	\$ 32 95	\$ 30 20	\$ 27 79	\$ 25 00
Collector for Assessing Poll Tax Fees	208 90	103 35	39 10	50 05	43 75	41 60
	723 77	267 36	100 54	131 70	114 05	109 33
TO: General Revenue Fund	1 725 41	877 81	333 47	428 98	375 63	357 50
Available School Fund	3 466 39	1 757 95	666 94	859 57	751 28	716 57
DEPOSITORY INTEREST:						
DR. Depository Interest Collected	--	--	--	--	--	--
TO: General Revenue Fund	--	--	--	--	--	--
Available School Fund	--	--	--	--	--	--
Confederate Pension Fund	--	--	--	--	--	--
College Building Fund	--	--	--	--	--	--
Total Debits	142 085 93	34 840 64	31 559 62	121 016 68	114 741 24	8 064 26
Total Credits	20 005 02	5 947 71	5 384 63	12 864 98	12 376 20	2 631 20
TOTAL NET COLLECTIONS	\$ 122 080 91	\$ 28 892 93	\$ 26 174 99	\$ 108 151 70	\$ 102 365 04	\$ 5 433 06
TO: General Revenue Fund	2 153 65	978 82	526 89	477 24	424 66	410 22
Available School Fund	100 517 93	23 556 02	21 483 59	89 871 67	85 075 98	4 305 81
Confederate Pension Fund	5 566 03	1 253 98	1 217 48	5 091 75	4 823 20	209 73
College Building Fund	13 843 30	3 104 11	2 947 03	12 711 04	12 041 20	507 30

TABLE NO. 181 Continued
TAX ASSESSOR-COLLECTORS' ACCOUNTS FOR 1954

	CULBERSON	DALLAM	DALLAS	DAWSON	DEAF SMITH	DELTA
AD VALOREM:						
DR. Charged on 1954 Rolls	\$ 36 354 17	\$ 30 364 78	\$ 2 778 026 76	\$ 59 326 42	\$ 44 816 63	\$ 4 206 91
Supplemental Assessments	169 99	265 82	4 134 49	102 58	4 41	26 88
Insolvent Collections	6 09	66 07	9 560 02	273 54	41 79	--
Delinquent Collections	712 18	266 75	40 132 69	1 473 70	1 917 23	262 49
Penalty & Interest	279 86	135 30	13 900 78	328 95	433 33	85 71
Sundry Debits	632 61	4 61	28 84	24 84	22	--
CR. Insolvent List	170 56	122 68	33 261 99	1 402 63	268 92	395 78
Errors in Assessments	324 13	19 45	71 820 17	395 59	37 42	18 40
Delinquent List	535 40	392 07	51 371 52	1 432 50	1 736 21	1 037 88
Commissions & Fees:						
Collector for Collecting	1 316 91	1 185 75	52 971 65	1 721 67	1 476 39	156 50
Article 7331	48 36	17 50	2 524 52	86 18	113 41	16 72
Collector for Assessing	2 21	12 66	170 55	4 96	20	1 28
Assessor for Assessing	1 923 47	1 856 46	99 336 55	3 361 59	2 610 13	--
Discount	923 84	717 92	70 598 76	1 434 32	990 47	11
Sundry Credits	5 11	--	3 938 54	140 11	08	4 26
Article 7335	--	--	--	--	--	33 82
State Aid	--	--	126 920 38	--	--	--
Balance due State	357 48	--	14 33	--	--	--
TO: General Revenue Fund	148 54	41 53	5 424 82	99 49	101 85	54 40
Available School Fund	26 997 10	22 280 57	1 939 684 82	42 879 46	33 232 02	2 385 90
Confederate Pension Fund	1 563 64	1 279 79	111 086 05	2 451 44	1 905 17	136 94
College Building Fund	3 838 15	3 176 95	276 658 93	6 120 09	4 741 34	340 00
STATE POLL TAX:						
DR. Supplemental Assessments	729 00	2 124 00	160 405 50	4 006 50	2 793 00	771 50
Insolvent Collections	--	--	--	--	--	--
Delinquent Collections	--	--	--	1 50	27 00	--

	CULBERSON	DALLAM	DALLAS	DAWSON	DEAF SMITH	DELTA
STATE POLL TAX: (Continued)						
CR. Commissions & Fees Paid:						
Collector for Collecting Article 7331	\$ 14 58	\$ 53 43	\$ 3 210 68	\$ 95 36	\$ 63 62	\$ 38 57
Collector for Assessing Poll Tax Fees	--	--	--	08	1 35	--
	24 30	70 80	5 352 00	133 55	93 10	25 75
	72 90	184 37	17 608 56	434 31	242 48	66 90
TO: General Revenue Fund	205 74	605 13	44 664 41	1 114 92	806 48	212 93
Available School Fund	411 48	1 210 27	89 569 85	2 229 78	1 612 97	427 35
DEPOSITORY INTEREST:						
DR. Depository Interest Collected	--	--	--	--	--	--
TO: General Revenue Fund	--	--	--	--	--	--
Available School Fund	--	--	--	--	--	--
Confederate Pension Fund	--	--	--	--	--	--
College Building Fund	--	--	--	--	--	--
Total Debits	38 883 90	33 227 33	3 006 189 08	65 538 03	50 033 61	5 353 49
Total Credits	5 719 25	4 633 09	539 100 20	10 642 85	7 633 78	1 795 97
TOTAL NET COLLECTIONS	\$ 33 164 65	\$ 28 594 24	\$ 2 467 088 88	\$ 54 895 18	\$ 42 399 83	\$ 3 557 52
TO: General Revenue Fund	354 28	646 66	50 089 23	1 214 41	908 33	267 33
Available School Fund	27 408 58	23 490 84	2 029 254 67	45 109 24	34 844 99	2 813 25
Confederate Pension Fund	1 563 64	1 279 79	111 086 05	2 451 44	1 905 17	136 94
College Building Fund	3 838 15	3 176 95	276 658 93	6 120 09	4 741 34	340 00

TABLE NO. 181 Continued
 TAX ASSESSOR-COLLECTORS' ACCOUNTS FOR 1954

	DENTON	DeWITT	DICKENS	DIMMIT	DONLEY	DUVAL
AD VALOREM:						
DR. Charged on 1954 Rolls	\$ 92 504 74	\$ 104 167 02	\$ 21 912 65	\$ 38 179 77	\$ 22 989 03	\$ 9 885 19
Supplemental Assessments	139 52	72 12	755 55	4 28	01	136 65
Insolvent Collections	189 66	99 88	147 31	43 68	43 35	--
Delinquent Collections	3 322 99	1 208 44	930 37	798 81	775 01	1 310 80
Penalty & Interest	1 036 41	337 03	219 63	337 15	320 50	729 51
Sundry Debits	06	--	21 49	3 19	02	--
CR. Insolvent List	2 068 07	724 10	611 50	555 47	210 12	227 31
Errors in Assessments	8 212 33	187 06	93 49	574 33	42	386 25
Delinquent List	3 565 41	1 697 21	1 120 57	2 312 02	623 24	5 910 90
Commissions & Fees:						
Collector for Collecting	2 228 91	2 594 42	997 81	1 299 15	1 034 58	110 75
Article 7331	209 96	73 81	55 55	54 63	54 03	100 10
Collector for Assessing	4 62	3 41	57 30	03	18	5 40
Assessor for Assessing	5 728 78	5 700 24	1 489 65	2 185 13	1 571 84	--
Discount	1 358 47	2 655 26	430 15	800 04	534 63	--
Sundry Credits	43 83	--	--	65 58	--	9 20
Article 7335	--	208 71	--	--	--	167 32
State Aid	--	--	--	--	--	--
Balance due State	--	--	26 25	--	36 17	--
TO: General Revenue Fund	564 79	96 17	71 34	200 37	216 43	468 93
Available School Fund	61 010 83	76 620 76	15 860 21	26 099 81	16 538 98	3 890 82
Confederate Pension Fund	3 512 78	4 388 38	913 50	1 510 25	969 33	280 65
College Building Fund	8 684 60	10 934 96	2 259 68	3 710 07	2 337 97	504 52
STATE POLL TAX:						
DR. Supplemental Assessments	8 271 00	6 219 50	1 737 00	1 654 50	1 605 00	5 352 50
Insolvent Collections	--	--	--	--	--	--
Delinquent Collections	--	--	--	--	--	--

	DENTON	DeWITT	DICKENS	DIMITT	DONLEY	DUVAL
STATE POLL TAX: (Continued)						
CR. Commissions & Fees Paid:						
Collector for Collecting Article 7331	\$ 176 29	\$ 142 38	\$ 71 01	\$ 36 44	\$ 51 97	107 05
Collector for Assessing Poll Tax Fees	276 20	207 60	57 90	55 15	53 50	178 45
	889 71	539 06	148 89	145 29	138 74	464 44
TO: General Revenue Fund	2 301 81	1 772 40	486 39	472 55	453 59	1 533 67
Available School Fund	4 626 99	3 558 06	972 81	945 07	907 20	3 068 89
DEPOSITORY INTEREST:						
DR. Depository Interest Collected	--	--	--	--	--	--
TO: General Revenue Fund	--	--	--	--	--	--
Available School Fund	--	--	--	--	--	--
Confederate Pension Fund	--	--	--	--	--	--
College Building Fund	--	--	--	--	--	--
Total Debits	105 464 38	112 103 99	25 724 00	41 021 38	25 732 92	17 414 65
Total Credits	<u>24 762 58</u>	<u>14 733 26</u>	<u>5 160 07</u>	<u>8 083 26</u>	<u>4 309 42</u>	<u>7 667 17</u>
TOTAL NET COLLECTIONS	\$ 80 701 80	\$ 97 370 73	\$ 20 563 93	\$ 32 938 12	\$ 21 423 50	9 747 48
TO: General Revenue Fund	2 866 60	1 868 57	557 73	672 92	670 02	2 002 60
Available School Fund	65 637 82	80 178 82	16 833 02	27 044 88	17 446 18	6 959 71
Confederate Pension Fund	3 512 78	4 388 38	913 50	1 510 25	969 33	280 65
College Building Fund	8 684 60	10 934 96	2 259 68	3 710 07	2 337 97	504 52

TABLE NO. 181 Continued
TAX ASSESSOR-COLLECTORS' ACCOUNTS FOR 1954

	EASTLAND	ECTOR	EDWARDS	ELLIS	EL PASO	ERATH
AD VALOREM:						
DR. Charged on 1954 Rolls	\$ 72 044 22	\$ 329 595 96	\$ 25 629 16	\$ 105 145 29	\$ 442 283 53	\$ 35 968 02
Supplemental Assessments	606 09	187 97	404 90	181 53	1 267 85	44 46
Insolvent Collections	11 30	115 25	73 52	504 43	1 705 71	32 38
Delinquent Collections	2 328 23	2 159 96	287 96	3 399 91	9 789 96	780 18
Penalty & Interest	516 88	476 29	77 11	1 842 01	8 017 65	226 66
Sundry Debits	136 24	--	2 72	137 07	112 27	14 41
CR. Insolvent List	517 43	449 64	234 71	2 734 85	3 405 46	297 52
Errors in Assessments	768 65	391 92	39 60	1 051 45	11 465 59	225 45
Delinquent List	5 433 57	2 715 81	441 33	5 177 94	6 959 15	1 142 46
Commissions & Fees:						
Collector for Collecting	1 936 74	6 994 20	1 095 66	2 581 59	9 263 87	1 281 17
Article 7331	139 33	126 50	16 63	255 92	848 93	48 95
Collector for Assessing	28 96	8 93	19 10	6 85	26 24	4 22
Assessor for Assessing	4 097 44	14 527 11	1 479 48	6 448 24	21 384 84	2 653 11
Discount	1 684 37	9 223 69	575 28	2 498 66	7 981 68	808 95
Sundry Credits	116 94	--	24 79	3 58	121 78	4 41
Article 7335	--	--	--	--	--	--
State Aid	--	--	--	--	--	--
Balance due State	--	--	--	--	196 63	--
TO: General Revenue Fund	223 52	122 63	7 01	1 324 44	4 985 20	85 69
Available School Fund	50 581 49	248 313 13	18 785 07	74 290 98	330 411 28	25 429 58
Confederate Pension Fund	2 890 38	14 191 61	1 073 46	4 373 66	19 508 70	1 460 44
College Building Fund	7 224 14	35 470 26	2 683 25	10 462 08	46 617 62	3 624 16
STATE POLL TAX:						
DR. Supplemental Assessments	4 663 00	15 302 00	786 00	7 124 00	39 697 00	3 654 00
Insolvent Collections	--	--	--	--	--	--
Delinquent Collections	--	--	--	125 00	--	--

	EASTLAND	ECTOR	EDWARDS	ELLIS	EL PASO	ERATH
STATE POLL TAX: (Continued)						
CR. Commissions & Fees Paid:						
Collector for Collecting Article 7331	\$ 99 04	\$ 306 93	\$ 23 75	\$ 158 26	\$ 794 89	\$ 83 66
Collector for Assessing	155 65	510 45	26 20	237 55	1 326 15	121 80
Poll Tax Fees	409 01	1 449 62	80 40	727 18	4 097 34	315 77
TO: General Revenue Fund	1 329 72	4 339 02	218 55	2 038 61	11 114 04	1 044 26
Available School Fund	2 669 58	8 695 98	437 10	4 081 15	22 364 58	2 088 51
DEPOSITORY INTEREST:						
DR. Depository Interest Collected	--	--	--	--	--	--
TO: General Revenue Fund	--	--	--	--	--	--
Available School Fund	--	--	--	--	--	--
Confederate Pension Fund	--	--	--	--	--	--
College Building Fund	--	--	--	--	--	--
Total Debits	80 305 96	347 837 43	27 261 37	118 459 24	502 873 97	40 720 11
Total Credits	15 387 13	36 704 80	4 056 93	21 888 32	67 872 55	6 987 47
TOTAL NET COLLECTIONS	64 918 83	311 132 63	23 204 44	96 570 92	435 001 42	33 732 64
TO: General Revenue Fund	1 553 24	4 461 65	225 56	3 363 05	16 099 24	1 129 95
Available School Fund	53 251 07	257 009 11	19 222 17	78 372 13	352 775 86	27 518 09
Confederate Pension Fund	2 890 38	14 191 61	1 073 46	4 373 66	19 508 70	1 460 44
College Building Fund	7 224 14	35 470 26	2 683 25	10 462 08	46 617 62	3 624 16

TABLE NO. 181 Continued
TAX ASSESSOR-COLLECTORS' ACCOUNTS FOR 1954

	FALLS	FANNIN	FAYETTE	FISHER	FLOYD	FOARD
AD VALOREM:						
DR. Charged on 1954 Rolls	\$ 62 266 87	\$ 17 371 27	\$ 59 906 15	\$ 85 576 30	\$ 50 614 30	\$ 2 701 79
Supplemental Assessments	352 33	337 85	232 99	36 73	171 51	--
Insolvent Collections	184 98	37 00	177 91	55 95	164 97	--
Delinquent Collections	1 681 92	1 436 80	521 71	951 56	731 04	29 34
Penalty & Interest	529 90	1 019 51	228 39	496 53	229 11	25 88
Sundry Debits	01	--	--	92	70	01
CR. Insolvent List	2 214 25	1 528 08	304 19	810 68	591 91	426 56
Errors in Assessments	126 80	973 61	285 80	58 25	86 47	23 74
Delinquent List	8 318 29	5 289 82	562 73	1 247 78	640 40	484 06
Commissions & Fees:						
Collector for Collecting	1 657 34	248 18	1 723 60	2 249 11	1 569 79	91 13
Article 7331	107 50	119 85	34 35	68 86	45 28	1 71
Collector for Assessing	9 05	14 90	7 42	1 56	9 19	--
Assessor for Assessing	3 863 19	--	4 169 21	4 398 09	2 966 96	--
Discount	866 11	--	1 479 71	2 256 37	1 132 30	--
Sundry Credits	65 34	--	51	--	--	--
Article 7335	169 89	264 05	--	--	--	--
State Aid	--	--	--	--	--	--
Balance due State	--	3 39	3 67	2 79	17 08	--
TO: General Revenue Fund	245 30	698 22	84 68	278 01	147 55	21
Available School Fund	39 478 69	9 205 27	43 676 17	63 123 30	37 262 52	1 441 34
Confederate Pension Fund	2 278 39	620 72	2 506 20	3 642 60	2 129 59	82 39
College Building Fund	5 615 87	1 236 34	6 228 91	8 980 59	5 312 59	205 88
STATE POLL TAX:						
DR. Supplemental Assessments	4 509 00	2 379 50	6 730 50	2 095 50	3 676 50	265 50
Insolvent Collections	--	--	--	--	--	--
Delinquent Collections	--	132 60	19 50	--	3 00	--

	FALLS	FANNIN	FAYETTE	FISHER	FLOYD	FOARD
STATE POLL TAX: (Continued)						
CR. Commissions & Fees Paid:						
Collector for Collecting Article 7331	\$ 102 65	\$ 50 21	\$ 180 10	\$ 47 68	\$ 92 65	\$ 13 28
Collector for Assessing Poll Tax Fees	--	6 63	97	--	15	--
	150 30	79 40	224 35	69 85	122 55	8 85
	392 01	203 76	578 56	181 30	317 70	22 76
TO: General Revenue Fund	1 288 01	722 72	1 922 01	598 89	1 048 82	73 54
Available School Fund	2 576 03	1 449 38	3 844 01	1 197 78	2 097 63	147 07
DEPOSITORY INTEREST:						
DR. Depository Interest Collected	--	--	--	--	--	--
TO: General Revenue Fund	--	--	--	--	--	--
Available School Fund	--	--	--	--	--	--
Confederate Pension Fund	--	--	--	--	--	--
College Building Fund	--	--	--	--	--	--
Total Debits	69 525 01	22 714 53	67 817 15	89 213 49	55 591 13	3 022 52
Total Credits	18 042 72	8 781 88	9 555 17	11 392 32	7 592 43	1 072 09
TOTAL NET COLLECTIONS	\$ 51 482 29	\$ 13 932 65	\$ 58 261 98	\$ 77 821 17	\$ 47 998 70	\$ 1 950 43
TO: General Revenue Fund	1 533 31	1 420 94	2 006 69	876 90	1 196 37	73 75
Available School Fund	42 054 72	10 654 65	47 520 18	64 321 08	39 360 15	1 588 41
Confederate Pension Fund	2 278 39	620 72	2 506 20	3 642 60	2 129 59	82 39
College Building Fund	5 615 87	1 236 34	6 228 91	8 980 59	5 312 59	205 88

TABLE NO. 181 Continued
TAX ASSESSOR-COLLECTORS' ACCOUNTS FOR 1954

	FORT BEND	FRANKLIN	FREESTONE	FRIO	GAINES	GALVESTON
AD VALOREM:						
DR. Charged on 1954 Rolls	\$ 228 881 11	\$ 34 909 77	\$ 41 367 63	\$ 8 179 53	\$ 6 923 99	\$ 538 500 10
Supplemental Assessments	321 81	8 83	335 51	15 20	29 08	2 499 96
Insolvent Collections	573 48	81 10	144 88	5 04	4 20	764 70
Delinquent Collections	2 524 89	396 77	1 233 49	461 91	623 37	19 110 14
Penalty & Interest	676 41	150 73	643 92	255 95	173 24	9 012 29
Sundry Debits	75	--	2 27	--	04	2 416 89
CR. Insolvent List	720 84	185 09	558 38	588 42	580 15	6 318 42
Errors in Assessments	205 83	14 77	107 91	186 64	222 15	9 777 39
Delinquent List	3 628 95	528 19	1 576 96	1 546 32	1 768 40	23 779 00
Commissions & Fees:						
Collector for Collecting	5 045 86	1 269 96	1 398 57	131 91	103 66	11 002 59
Article 7331	149 05	25 75	90 73	34 33	38 74	1 378 74
Collector for Assessing	14 72	55	8 76	47	1 37	58 87
Assessor for Assessing	10 620 23	1 986 64	2 513 93	--	--	23 856 28
Discount	5 976 29	950 84	1 003 18	77	--	12 210 27
Sundry Credits	12 55	18 52	358 34	08	117 09	--
Article 7335	507 33	88 60	332 52	--	--	4 449 72
State Aid	953 78	--	--	--	--	--
Balance due State	1 66	--	2 52	--	--	--
TO: General Revenue Fund	410 55	92 88	273 58	137 16	69 13	5 656 37
Available School Fund	170 609 25	25 321 30	29 581 84	5 242 92	4 047 01	394 871 84
Confederate Pension Fund	9 756 59	1 456 15	1 726 76	318 90	232 62	23 103 28
College Building Fund	24 364 97	3 607 96	4 193 72	729 71	573 60	55 841 31
STATE POLL TAX:						
DR. Supplemental Assessments	6 939 00	1 248 00	3 330 00	2 220 00	2 142 00	45 641 00
Insolvent Collections	--	--	--	--	--	--
Delinquent Collections	19 00	--	--	--	--	--

STATE POLL TAX: (Continued)		FORT BEND	FRANKLIN	FREESTONE	FRIO	GAINES	GALVESTON
CR. Commissions & Fees Paid:							
Collector for Collecting Article 7331	\$	142 19	\$ 32 37	\$ 77 56	\$ 44 40	\$ 42 84	914 43
Collector for Assessing Poll Tax Fees		95	--	--	--	--	--
		231 30	41 60	111 00	74 00	71 40	1 521 80
		598 76	107 36	286 33	191 96	185 91	4 478 45
TO: General Revenue Fund		1 994 95	355 56	951 70	636 55	613 95	12 901 90
Available School Fund		3 989 85	711 11	1 903 41	1 273 09	1 227 90	25 824 42
DEPOSITORY INTEREST:							
DR. Depository Interest Collected							
		--	--	--	--	--	104 16
TO: General Revenue Fund		--	--	--	--	--	--
Available School Fund		--	--	--	--	--	86 81
Confederate Pension Fund		--	--	--	--	--	4 95
College Building Fund		--	--	--	--	--	12 40
Total Debits		239 936 45	36 795 20	47 057 70	11 137 63	9 895 92	618 049 24
Total Credits		28 810 29	5 250 24	8 426 69	2 799 30	3 131 71	99 745 96
TOTAL NET COLLECTIONS							
	\$	211 126 16	\$ 31 544 96	\$ 38 631 01	\$ 8 338 33	\$ 6 764 21	\$ 518 303 28
TO: General Revenue Fund		2 405 50	448 44	1 225 28	773 71	683 08	18 558 27
Available School Fund		174 599 10	26 032 41	31 485 25	6 516 01	5 274 91	420 783 07
Confederate Pension Fund		9 756 59	1 456 15	1 726 76	318 90	232 62	23 108 23
College Building Fund		24 364 97	3 607 96	4 193 72	729 71	573 60	55 853 71

TABLE NO. 181 Continued
TAX ASSESSOR-COLLECTORS' ACCOUNTS FOR 1954

	GARZA	GILLESPIE	GLASSCOCK	GOLIAD	GONZALES	GRAY
AD VALOREM:						
DR. Charged on 1954 Rolls	\$ 43 004 91	\$ 31 006 00	\$ 48 445 99	\$ 93 075 10	\$ 41 340 30	\$ 170 242 78
Supplemental Assessments	164 79	--	431 62	82 52	160 78	143 22
Insolvent Collections	21 21	40 21	--	22 85	18 35	381 82
Delinquent Collections	581 89	131 26	549 65	291 65	1 255 01	2 741 39
Penalty & Interest	210 23	48 94	91 84	120 00	773 55	819 90
Sundry Debits	93 31	--	1 16	--	12 54	3 07
CR. Insolvent List	795 54	240 92	88 49	227 83	418 10	1 437 19
Errors in Assessments	652 73	4 58	78 33	151 06	132 20	242 98
Delinquent List	1 585 35	232 70	229 71	4 284 00	955 44	2 204 41
Commissions & Fees:						
Collector for Collecting	1 392 48	1 169 18	1 543 66	2 326 12	1 391 40	3 914 17
Article 7331	38 59	7 77	--	19 64	96 91	174 28
Collector for Assessing	8 50	--	20 35	3 89	8 39	7 17
Assessor for Assessing	2 330 59	2 317 04	2 406 74	4 462 02	2 665 27	7 898 27
Discount	1 092 17	641 70	1 268 57	2 429 54	932 41	4 676 52
Sundry Credits	26 49	--	--	55 93	485 14	--
Article 7335	--	--	--	--	--	--
State Aid	--	--	--	--	--	--
Balance due State	--	--	17 42	03	46	--
TO: General Revenue Fund	138 93	7 84	3 83	56 21	323 52	411 85
Available School Fund	30 016 09	22 170 63	36 552 63	66 314 78	30 125 15	127 814 04
Confederate Pension Fund	1 726 52	1 267 26	2 089 41	3 792 09	1 772 54	7 325 79
College Building Fund	4 272 36	3 166 79	5 221 12	9 468 98	4 253 60	18 225 51
STATE POLL TAX:						
DR. Supplemental Assessments	1 201 50	3 348 50	450 00	1 809 00	5 061 00	7 292 50
Insolvent Collections	--	--	--	--	--	--
Delinquent Collections	--	--	--	10 50	--	16 50

	GARZA	GILLESPIE	GLASSCOCK	GOLIAD	GONZALES	GRAY
STATE POLL TAX: (Continued)						
CR. Commissions & Fees Paid:						
Collector for Collecting Article 7331	\$ 29 12	\$ 99 91	\$ 9 80	\$ 40 26	\$ 132 27	\$ 147 37
Collector for Assessing Poll Tax Fees	40 05	112 00	15 00	60 30	169 00	243 60
	103 63	291 20	38 57	155 06	436 63	748 95
TO: General Revenue Fund	342 89	942 56	128 87	521 12	1 436 38	2 048 02
Available School Fund	685 81	1 902 83	257 76	1 042 24	2 886 72	4 120 24
DEPOSITORY INTEREST:						
DR. Depository Interest Collected	--	--	--	--	--	--
TO: General Revenue Fund	--	--	--	--	--	--
Available School Fund	--	--	--	--	--	--
Confederate Pension Fund	--	--	--	--	--	--
College Building Fund	--	--	--	--	--	--
Total Debits	45 277 84	34 574 91	49 970 26	95 411 62	48 621 53	181 641 18
Total Credits	8 095 24	5 117 00	5 716 64	14 216 20	7 823 62	21 695 73
TOTAL NET COLLECTIONS	\$ 37 182 60	\$ 29 457 91	\$ 44 253 62	\$ 81 195 42	\$ 40 797 91	\$ 159 945 45
TO: General Revenue Fund	481 82	950 40	132 70	577 33	1 759 90	2 459 87
Available School Fund	30 701 90	24 073 46	36 810 39	67 357 02	33 011 87	131 934 28
Confederate Pension Fund	1 726 52	1 267 26	2 089 41	3 792 09	1 772 54	7 325 79
College Building Fund	4 272 36	3 166 79	5 221 12	9 468 98	4 253 60	18 225 51

TABLE NO. 181 Continued
 TAX ASSESSOR-COLLECTORS' ACCOUNTS FOR 1954

	GRAYSON	GREGG	GRIMES	GUADALUPE	HALE	HALL
AD VALOREM:						
DR. Charged on 1954 Rolls	\$ 235 157 51	\$ 547 678 16	\$ 43 771 79	\$ 21 060 93	\$ 96 894 65	\$ 33 540 27
Supplemental Assessments	1 632 60	795 94	134 42	40 79	23 35	08
Insolvent Collections	839 63	244 52	177 55	33 56	459 08	74 89
Delinquent Collections	6 100 09	3 623 40	1 516 85	1 060 87	1 170 50	1 546 08
Penalty & Interest	4 491 29	1 391 47	574 41	412 61	493 86	468 30
Sundry Debits	9 40	5 97	71 57	10 44	12	--
CR. Insolvent List	3 060 44	1 486 80	510 93	2 289 48	2 695 02	587 81
Errors in Assessments	3 475 40	1 741 98	15 03	2 939 96	985 36	14 12
Delinquent List	7 850 82	6 387 83	1 515 58	4 293 57	1 272 83	1 151 82
Commissions & Fees:						
Collector for Collecting	5 173 92	11 177 54	1 460 02	261 91	2 424 76	1 249 00
Article 7331	519 32	236 38	96 89	67 14	74 59	97 88
Collector for Assessing	78 88	38 48	5 77	2 25	23	32
Assessor for Assessing	12 824 59	21 879 17	2 693 63	--	5 554 48	2 195 11
Discount	4 665 35	15 205 70	820 36	89	2 220 29	787 50
Sundry Credits	5 79	50	103 85	432 10	08	--
Article 7335	--	542 52	--	169 63	--	--
State Aid	--	--	522 06	--	--	--
Balance due State	--	--	52 87	6 32	--	--
TO: General Revenue Fund	3 098 67	586 20	473 79	90 28	197 17	283 60
Available School Fund	172 879 37	412 047 71	31 647 14	10 057 62	69 679 21	24 386 54
Confederate Pension Fund	10 278 83	23 610 46	1 833 42	575 80	3 999 76	1 414 29
College Building Fund	24 319 14	58 798 19	4 495 25	1 432 25	9 937 78	3 461 63
STATE POLL TAX:						
DR. Supplemental Assessments	15 351 50	23 405 00	2 181 00	4 549 50	7 904 00	1 841 50
Insolvent Collections	--	--	--	--	--	1 50
Delinquent Collections	815 51	--	--	--	--	3 00

	GRAYSON	GREGG	GRIMES	GUADALUPE	HALE	HALL
STATE POLL TAX: (Continued)						
CR. Commissions & Fees Paid:						
Collector for Collecting	\$ 332 76	\$ 468 90	\$ 50 00	\$ 90 99	\$ 170 67	\$ 49 69
Article 7331	40 77	--	--	--	--	15
Collector for Assessing	512 45	780 30	72 70	151 65	263 85	61 40
Poll Tax Fees	1 787 57	2 590 50	186 94	393 56	829 27	158 93
TO: General Revenue Fund	4 486 41	6 519 70	623 79	1 304 43	2 207 43	525 01
Available School Fund	9 007 05	13 045 60	1 247 57	2 608 87	4 432 78	1 050 82
DEPOSITORY INTEREST:						
DR. Depository Interest Collected	--	--	--	--	--	--
TO: General Revenue Fund	--	--	--	--	--	--
Available School Fund	--	--	--	--	--	--
Confederate Pension Fund	--	--	--	--	--	--
College Building Fund	--	--	--	--	--	--
Total Debits	264 397 53	577 144 46	48 427 59	27 168 70	106 945 56	37 475 62
Total Credits	40 328 06	62 536 60	8 106 63	11 099 45	16 491 43	6 353 73
TOTAL NET COLLECTIONS	\$ 224 069 47	\$ 514 607 86	\$ 40 320 96	\$ 16 069 25	\$ 90 454 13	\$ 31 121 89
TO: General Revenue Fund	7 585 08	7 105 90	1 097 58	1 394 71	2 404 60	808 61
Available School Fund	181 886 42	425 093 31	32 894 71	12 666 49	74 111 99	25 437 36
Confederate Pension Fund	10 278 83	23 610 46	1 833 42	575 80	3 999 76	1 414 29
College Building Fund	24 319 14	58 798 19	4 495 25	1 432 25	9 937 78	3 461 63

TABLE NO. 181 Continued
 TAX ASSESSOR-COLLECTORS' ACCOUNTS FOR 1954

	HAMILTON	HANSFORD	HARDEMAN	HARDIN	HARRIS	HARRISON
AD VALOREM:						
DR. Charged on 1954 Rolls	\$ 25 763 72	\$ 45 982 32	\$ 34 909 07	\$ 177 833 52	\$ 3 707 554 12	\$ 156 698 34
Supplemental Assessments	46 33	47 67	70 27	387 62	4 609 74	556 17
Insolvent Collections	33 60	46 84	44 73	71 02	24 335 63	85 62
Delinquent Collections	583 91	1 417 19	1 042 52	2 106 59	71 390 03	3 348 32
Penalty & Interest	144 96	686 05	463 74	1 018 40	28 326 89	1 925 75
Sundry Debits	18	45	7 56	66 99	903 708 42	26 50
CR. Insolvent List	278 32	142 50	669 96	626 74	--	3 274 58
Errors in Assessments	130 12	105 66	91 40	315 70	125 799 91	1 655 90
Delinquent List	730 14	461 89	1 655 43	5 854 42	124 610 77	12 751 30
Commissions & Fees:						
Collector for Collecting	1 056 79	1 517 77	1 255 24	3 944 38	68 721 16	3 424 08
Article 7331	34 68	102 89	74 49	--	4 627 87	256 00
Collector for Assessing	3 47	2 27	4 43	20 87	206 08	26 54
Assessor for Assessing	2 046 52	2 396 16	2 132 76	8 076 97	121 914 17	8 389 55
Discount	465 31	1 237 97	800 94	4 379 38	73 987 87	3 466 30
Sundry Credits	48	1 29	--	11 39	--	12 79
Article 7335	--	--	--	--	--	790 70
State Aid	--	--	--	--	--	--
Balance due State	--	02	20	207 81	1 009 450 30	49
TO: General Revenue Fund	43 25	498 42	307 73	753 29	15 774 54	1 096 96
Available School Fund	18 153 53	34 748 18	24 619 40	131 085 79	2 662 607 25	106 233 19
Confederate Pension Fund	1 041 10	2 049 61	1 448 65	7 567 27	152 888 82	6 213 33
College Building Fund	2 588 99	4 915 89	3 477 30	18 640 13	379 336 09	15 048 99
STATE POLL TAX:						
DR. Supplemental Assessments	2 437 50	1 827 00	1 714 50	7 657 50	239 303 00	6 981 50
Insolvent Collections	--	--	--	--	--	--
Delinquent Collections	--	--	--	--	--	72 00

	HAMILTON	HANSFORD	HARDEMAN	HARDIN	HARRIS	HARRISON
STATE POLL TAX: (Continued)						
CR. Commissions & Fees Paid:						
Collector for Collecting Article 7331	\$ 91 34	\$ 43 41	\$ 45 35	\$ 153 35	\$ 4 786 43	146 58
Collector for Assessing Poll Tax Fees	--	--	--	--	--	3 60
	81 25	60 90	57 15	255 25	7 984 85	233 65
	208 92	186 00	147 35	773 40	29 166 60	810 68
TO: General Revenue Fund	685 33	512 22	488 21	2 158 50	65 662 27	1 938 45
Available School Fund	1 370 66	1 024 47	976 44	4 317 00	131 702 85	3 920 54
DEPOSITORY INTEREST:						
DR. Depository Interest Collected	--	--	--	--	--	--
TO: General Revenue Fund	--	--	--	--	--	--
Available School Fund	--	--	--	--	--	--
Confederate Pension Fund	--	--	--	--	--	--
College Building Fund	--	--	--	--	--	--
Total Debits	29 010 20	50 007 52	38 252 39	189 141 64	4 979 227 83	169 694 20
Total Credits	5 127 34	6 258 73	6 934 66	24 619 66	1 571 256 01	35 242 74
TOTAL NET COLLECTIONS	\$ 23 882 86	\$ 43 748 79	\$ 31 317 73	\$ 164 521 98	\$ 3 407 971 82	\$ 134 451 46
TO: General Revenue Fund	728 58	1 010 64	795 94	2 911 79	81 436 81	3 035 41
Available School Fund	19 524 19	35 772 65	25 595 84	135 402 79	2 794 310 10	110 153 73
Confederate Pension Fund	1 041 10	2 049 61	1 448 65	7 567 27	152 888 82	6 213 33
College Building Fund	2 588 99	4 915 89	3 477 30	18 640 13	379 336 09	15 048 99

TABLE NO. 181 Continued
 TAX ASSESSOR-COLLECTORS' ACCOUNTS FOR 1954

	HARTLEY	HASKELL	HAYS	HEMPHILL	HENDERSON	HIDALGO
AD VALOREM:						
DR. Charged on 1954 Rolls	\$ 34 688 17	\$ 71 873 40	\$ 37 819 29	\$ 2 929 34	\$ 79 835 97	\$ 328 633 03
Supplemental Assessments	3 01	38 97	540 45	--	385 29	595 89
Insolvent Collections	84 88	68 18	18 65	--	29 50	3 972 04
Delinquent Collections	232 85	593 18	1 680 04	131 94	1 448 93	16 320 25
Penalty & Interest	77 09	252 70	702 72	50 67	677 34	4 085 17
Sundry Debits	--	--	114 18	12	24 01	16 31
CR. Insolvent List	118 24	1 090 65	602 51	367 54	225 05	21 464 14
Errors in Assessments	--	37 67	2 139 46	--	337 48	3 479 03
Delinquent List	154 26	1 065 86	2 544 82	500 21	1 882 43	16 108 53
Commissions & Fees:						
Collector for Collecting	1 268 57	1 965 53	1 287 80	44 73	2 110 37	6 708 91
Article 7331	--	40 27	116 54	8 79	--	960 09
Collector for Assessing	14	1 79	11 32	--	18 70	32 89
Assessor for Assessing	1 900 67	3 819 07	2 319 54	--	4 213 59	18 177 65
Discount	854 03	1 797 05	540 53	--	2 153 11	6 966 95
Sundry Credits	--	--	199 96	35 06	13 65	--
Article 7335	--	--	--	--	357 47	3 655 41
State Aid	--	--	--	--	--	429 74
Balance due State	17 14	--	--	12 30	155 05	--
TO: General Revenue Fund	5 44	148 63	406 74	28 29	438 68	716 06
Available School Fund	25 639 50	52 380 60	25 589 69	1 762 51	58 745 42	229 106 25
Confederate Pension Fund	1 465 90	3 011 30	1 498 90	102 22	3 409 05	13 114 67
College Building Fund	3 662 11	7 468 01	3 617 52	250 42	8 340 99	32 702 37
STATE POLL TAX:						
DR. Supplemental Assessments	928 50	3 066 50	4 052 00	705 00	4 090 00	29 560 50
Insolvent Collections	--	--	--	--	--	--
Delinquent Collections	--	6 00	--	--	--	--

	HARTLEY	HASKELL	HAYS	HEMPHILL	HENDERSON	HIDALGO
STATE POLL TAX: (Continued)						
CR. Commissions & Fees Paid:						
Collector for Collecting Article 7331	\$ 23 68	\$ 72 62	\$ 93 63	\$ 14 10	\$ 85 12	\$ 594 34
Collector for Assessing Poll Tax Fees	30 95	102 25	135 15	23 50	136 40	987 50
	79 85	264 65	354 06	61 72	352 76	2 888 05
TO: General Revenue Fund	231 34	877 04	1 155 08	201 89	1 170 87	8 329 99
Available School Fund	562 68	1 755 64	2 314 08	403 79	2 344 85	16 760 62
DEPOSITORY INTEREST:						
DR. Depository Interest Collected	--	--	--	--	--	--
TO: General Revenue Fund	--	--	--	--	--	--
Available School Fund	--	--	--	--	--	--
Confederate Pension Fund	--	--	--	--	--	--
College Building Fund	--	--	--	--	--	--
Total Debits	36 014 50	75 898 93	44 927 33	3 817 07	86 491 04	383 183 19
Total Credits	4 447 53	10 257 71	10 345 32	1 067 95	12 041 18	82 453 23
TOTAL NET COLLECTIONS	\$ 31 566 97	\$ 65 641 22	\$ 34 582 01	\$ 2 749 12	\$ 74 449 86	\$ 300 729 96
TO: General Revenue Fund	236 78	1 025 67	1 561 82	230 18	1 609 55	9 046 05
Available School Fund	26 202 18	54 136 24	27 903 77	2 166 30	61 090 27	245 866 87
Confederate Pension Fund	1 465 90	3 011 30	1 498 90	102 22	3 409 05	13 114 67
College Building Fund	3 662 11	7 468 01	3 617 52	250 42	8 340 99	32 702 37

TABLE NO. 181 Continued
 TAX ASSESSOR-COLLECTORS' ACCOUNTS FOR 1954

	HILL	HOCKLEY	HOOD	HOPKINS	HOUSTON	HOWARD
AD VALOREM:						
DR. Charged on 1954 Rolls	\$ 76 491 98	\$ 189 508 94	\$ 5 237 45	\$ 6 337 60	\$ 45 830 00	\$ 150 722 21
Supplemental Assessments	84 72	555 01	105 21	33 14	243 64	905 75
Insolvent Collections	9 66	30 58	--	11 22	117 46	332 47
Delinquent Collections	998 91	1 106 74	72 95	317 52	1 494 95	2 025 84
Penalty & Interest	685 65	345 14	37 58	151 02	496 03	660 55
Sundry Debits	3 44	1 53	--	84	1 05	--
CR. Insolvent List	4 617 03	700 42	32 10	877 48	1 083 25	1 116 44
Errors in Assessments	533 34	351 70	49 64	243 89	54 06	1 298 13
Delinquent List	1 993 51	1 504 43	703 01	899 50	4 848 70	4 685 47
Commissions & Fees:						
Collector for Collecting	1 976 84	4 271 89	226 76	96 52	1 408 57	3 467 47
Article 7331	65 73	70 78	--	21 73	97 57	125 82
Collector for Assessing	6 80	26 60	6 32	3 93	7 82	47 69
Assessor for Assessing	4 795 30	8 586 53	--	--	2 861 98	7 256 15
Discount	1 739 64	5 290 99	--	91	958 74	3 931 93
Sundry Credits	151 35	--	24 80	--	7 85	239 60
Article 7335	214 94	--	--	67 90	--	--
State Aid	--	--	--	--	--	--
Balance due State	1 09	03	53 11	6 54	2 86	--
TO: General Revenue Fund	138 61	186 71	--	68 08	253 78	282 18
Available School Fund	51 699 21	142 133 11	3 631 21	3 805 28	30 497 86	110 166 65
Confederate Pension Fund	2 969 73	8 132 39	207 49	222 17	1 771 15	6 312 27
College Building Fund	7 371 24	20 292 36	518 75	537 41	4 328 94	15 717 02
STATE POLL TAX:						
DR. Supplemental Assessments	5 365 00	4 315 00	1 080 00	2 178 50	3 583 50	9 536 50
Insolvent Collections	--	--	--	--	--	--
Delinquent Collections	--	--	--	--	--	--

	HILL	HOCKLEY	HOOD	HOPKINS	HOUSTON	HOWARD
STATE POLL TAX: (Continued)						
CR. Commissions & Fees Paid:						
Collector for Collecting	\$ 118 19	\$ 88 42	\$ 54 00	\$ 43 57	\$ 87 78	195 54
Article 7331	--	--	--	--	--	--
Collector for Assessing	179 40	143 95	36 00	72 65	119 45	318 20
Poll Tax Fees	465 64	434 10	92 57	186 86	308 70	973 05
TO: General Revenue Fund	1 525 10	1 214 36	299 14	625 14	1 022 53	2 678 29
Available School Fund	3 076 67	2 434 17	598 29	1 250 28	2 045 04	5 371 42
DEPOSITORY INTEREST:						
DR. Depository Interest Collected	41 41	--	--	--	--	--
TO: General Revenue Fund	--	--	--	--	--	--
Available School Fund	34 49	--	--	--	--	--
Confederate Pension Fund	1 96	--	--	--	--	--
College Building Fund	4 96	--	--	--	--	--
Total Debits	83 680 77	195 862 94	6 533 19	9 029 84	51 766 63	164 183 32
Total Credits	16 858 80	21 469 84	1 278 31	2 521 48	11 847 33	23 655 49
TOTAL NET COLLECTIONS	\$ 66 821 97	\$ 174 393 10	\$ 5 254 88	\$ 6 508 36	\$ 39 919 30	\$ 140 527 83
TO: General Revenue Fund	1 663 71	1 401 07	299 14	693 22	1 276 31	2 960 47
Available School Fund	54 810 37	144 567 28	4 229 50	5 055 56	32 542 90	115 538 07
Confederate Pension Fund	2 971 69	8 132 39	207 49	222 17	1 771 15	6 312 27
College Building Fund	7 376 20	20 292 36	518 75	537 41	4 328 94	15 717 02

TABLE NO. 181 Continued
TAX ASSESSOR-COLLECTORS' ACCOUNTS FOR 1954

	HUDSPETH	HUNT	HUTCHINSON	IRION	JACK	JACKSON
AD VALOREM:						
DR. Charged on 1954 Rolls	\$ 40 685 05	\$ 78 230 41	\$ 184 783 46	\$ 18 416 32	\$ 85 275 04	\$ 194 630 72
Supplemental Assessments	269 80	186 75	49 07	74 44	70 79	82 31
Insolvent Collections	6 93	1 000 25	304 43	35 53	144 66	73 88
Delinquent Collections	785 66	2 703 19	1 867 51	107 65	1 735 37	408 36
Penalty & Interest	272 14	1 073 10	520 34	72 00	361 50	211 81
Sundry Debits	10 72	43 19	--	--	534 55	--
CR. Insolvent List	289 93	1 610 29	687 84	18 08	832 72	258 06
Errors in Assessments	254 13	2 190 61	336 84	1 64	452 41	288 74
Delinquent List	1 252 41	2 797 01	2 246 99	127 11	4 052 07	900 79
Commissions & Fees:						
Collector for Collecting	1 385 98	2 080 67	4 181 97	903 13	2 206 70	4 363 88
Article 7331	50 17	176 70	114 44	8 32	102 49	28 05
Collector for Assessing	12 23	9 30	2 33	4 41	3 47	3 11
Assessor for Assessing	2 094 75	4 886 99	8 466 54	1 136 82	4 186 60	8 806 25
Discount	880 13	1 773 88	5 134 06	496 19	1 795 55	5 546 70
Sundry Credits	12	440 45	404 65	146 43	512 18	--
Article 7335	--	627 36	--	--	--	--
State Aid	--	--	--	--	--	--
Balance due State	3 70	15 49	--	15 14	--	--
TO: General Revenue Fund	126 96	477 36	153 07	8 17	77 08	136 65
Available School Fund	29 732 67	55 138 12	138 165 91	13 200 22	61 582 81	145 894 40
Confederate Pension Fund	1 710 87	3 174 96	7 905 87	755 40	3 528 57	8 347 57
College Building Fund	4 236 25	7 838 20	19 724 30	1 884 88	8 789 26	20 832 88
STATE POLL TAX:						
DR. Supplemental Assessments	888 00	6 301 50	9 883 50	645 00	2 142 50	4 207 00
Insolvent Collections	--	--	--	--	--	12 00
Delinquent Collections	--	19 50	--	6 00	3 00	9 00

	HUDSPETH	HUNT	HUTCHINSON	IRION	JACK	JACKSON
STATE POLL TAX: (Continued)						
CR. Commissions & Fees Paid:						
Collector for Collecting Article 7331	\$ 18 66	\$ 143 06	\$ 198 08	\$ 32 39	\$ 46 18	\$ 88 90
Collector for Assessing	--	97	--	30	15	45
Poll Tax Fees	29 60	210 15	329 70	21 50	71 45	140 30
	77 52	682 07	943 78	55 41	185 31	425 70
TO: General Revenue Fund	254 07	1 760 03	2 800 08	180 46	613 61	1 189 84
Available School Fund	508 15	3 524 72	5 611 86	360 94	1 228 80	2 382 81
DEPOSITORY INTEREST:						
DR. Depository Interest Collected						
TO: General Revenue Fund	--	--	--	--	--	--
Available School Fund	--	--	--	--	--	--
Confederate Pension Fund	--	--	--	--	--	--
College Building Fund	--	--	--	--	--	--
Total Debits	42 918 30	89 557 89	197 408 31	19 356 94	90 267 41	199 635 08
Total Credits	6 349 33	17 644 50	23 047 22	2 966 87	14 447 28	20 850 93
TOTAL NET COLLECTIONS	\$ 36 568 97	\$ 71 913 39	\$ 174 361 09	\$ 16 390 07	\$ 75 820 13	\$ 178 784 15
TO: General Revenue Fund	381 03	2 237 39	2 953 15	188 63	690 69	1 326 49
Available School Fund	30 240 82	58 662 84	143 777 77	13 561 16	62 811 61	148 277 21
Confederate Pension Fund	1 710 87	3 174 96	7 905 87	755 40	3 528 57	8 347 57
College Building Fund	4 236 25	7 838 20	19 724 30	1 884 88	8 789 26	20 832 88

TABLE NO. 181 Continued
 TAX ASSESSOR-COLLECTORS' ACCOUNTS FOR 1954

	JASPER	JEFF DAVIS	JEFFERSON	JIM HOGG	JIM WELLS	JOHNSON
AD VALOREM:						
DR. Charged on 1954 Rolls	\$ 48 616 11	\$ 15 758 00	\$1 246 536 23	\$ 5 898 77	\$ 11 413 40	\$ 66 755 52
Supplemental Assessments	66 21	46 52	952 56	1 48	231 92	31 12
Insolvent Collections	27 30	--	1 756 91	25 98	251 28	197 64
Delinquent Collections	1 224 12	197 10	94 645 14	1 234 72	737 59	2 532 96
Penalty & Interest	559 97	45 00	5 277 06	570 92	348 06	1 314 37
Sundry Debits	01	81 63	--	01	5 05	22 10
CR. Insolvent List	204 37	31 39	8 857 36	490 01	922 74	1 191 22
Errors in Assessments	66 95	3 15	13 134 22	63 51	665 25	475 07
Delinquent List	2 851 68	253 27	34 481 52	1 462 67	3 482 61	1 947 55
Commissions & Fees:						
Collector for Collecting	1 522 98	755 81	25 810 54	114 37	158 33	1 914 59
Article 7331	87 82	11 80	4 949 61	88 48	49 57	185 86
Collector for Assessing	3 44	2 12	32 34	13	11 18	1 23
Assessor for Assessing	2 695 75	991 60	35 023 15	--	--	4 355 64
Discount	982 95	379 04	32 147 70	--	--	1 144 50
Sundry Credits	--	--	888 71	--	--	57 55
Article 7335	--	--	--	--	--	--
State Aid	--	--	328 010 55	--	--	--
Balance due State	--	349 37	--	6 02	--	4 58
TO: General Revenue Fund	412 43	13 55	4 378 44	418 67	275 91	907 67
Available School Fund	34 730 45	11 114 34	717 904 66	4 248 97	6 185 56	48 880 89
Confederate Pension Fund	2 020 35	635 12	41 172 69	267 57	371 23	2 897 49
College Building Fund	4 914 55	1 587 69	102 376 41	571 48	864 92	6 889 87
STATE POLL TAX:						
DR. Supplemental Assessments	4 438 00	674 50	71 053 50	1 230 00	8 913 00	5 867 50
Insolvent Collections	--	--	--	--	--	--
Delinquent Collections	--	--	--	55 50	--	--

	JASPER	JEFF DAVIS	JEFFERSON	JIM HOGG	JIM WELLS	JOHNSON
STATE POLL TAX: (Continued)						
CR. Commissions & Fees Paid:						
Collector for Collecting Article 7331	\$ 93 54	\$ 33 72	\$ 1 421 38	\$ 25 65	\$ 178 26	124 54
Collector for Assessing Poll Tax Fees	148 10	22 50	2 370 00	41 00	297 25	196 30
	384 26	57 88	6 930 44	109 03	871 66	680 04
TO: General Revenue Fund	1 268 13	186 55	20 086 39	369 02	2 519 61	1 611 06
Available School Fund	2 543 97	373 85	40 245 29	738 03	5 046 22	3 255 56
DEPOSITORY INTEREST:						
DR. Depository Interest Collected	--	--	--	--	--	--
TO: General Revenue Fund	--	--	--	--	--	--
Available School Fund	--	--	--	--	--	--
Confederate Pension Fund	--	--	--	--	--	--
College Building Fund	--	--	--	--	--	--
Total Debits	54 931 72	16 802 75	1 420 221 40	9 017 38	21 900 30	76 721 21
Total Credits	9 041 84	2 891 65	494 057 52	2 403 64	6 636 85	12 278 67
TOTAL NET COLLECTIONS	\$ 45 889 88	\$ 13 911 10	\$ 926 163 88	\$ 6 613 74	\$ 15 263 45	\$ 64 442 54
TO: General Revenue Fund	1 680 56	200 10	24 464 83	787 69	2 795 52	2 518 73
Available School Fund	37 274 42	11 488 19	758 149 95	4 987 00	11 231 78	52 136 45
Confederate Pension Fund	2 020 35	635 12	41 172 69	267 57	371 23	2 897 49
College Building Fund	4 914 55	1 587 69	102 376 41	571 48	864 92	6 889 87

TABLE NO. 181 Continued
TAX ASSESSOR-COLLECTORS' ACCOUNTS FOR 1954

	JONES	KARNES	KAUFMAN	KENDALL	KENEDY	KENT
AD VALOREM:						
DR. Charged on 1954 Rolls	\$ 99 518 00	\$ 71 859 33	\$ 68 808 14	\$ 17 832 22	\$ 18 394 32	\$ 96 176 01
Supplemental Assessments	109 84	22 30	42 60	229 72	--	27 68
Insolvent Collections	142 34	21 08	351 32	47 46	--	18 31
Delinquent Collections	1 100 33	3 501 64	1 787 78	270 61	49	325 67
Penalty & Interest	608 54	1 106 19	907 05	65 00	11	117 98
Sundry Debits	--	31 16	83 15	--	--	17 86
CR. Insolvent List	1 237 26	626 40	1 937 64	166 31	--	124 20
Errors in Assessments	213 36	416 22	312 29	60 69	2 73	55 93
Delinquent List	2 852 95	1 506 07	1 073 55	291 06	9 39	1 098 90
Commissions & Fees:						
Collector for Collecting	2 486 57	2 037 80	1 925 58	875 57	892 62	2 454 38
Article 7331	79 79	228 60	125 45	15 80	03	21 72
Collector for Assessing	5 05	1 15	2 21	9 93	--	1 43
Assessor for Assessing	5 202 61	3 768 35	4 107 07	1 432 72	1 095 15	4 436 80
Discount	2 495 86	1 647 18	1 641 88	415 55	530 73	2 617 93
Sundry Credits	66 67	63	69 51	--	--	--
Article 7335	--	649 41	--	--	--	--
State Aid	--	--	--	--	--	--
Balance due State	--	2 79	39 64	--	--	42
TO: General Revenue Fund	337 74	943 12	533 44	7 49	--	62 39
Available School Fund	72 088 28	53 926 50	50 181 36	12 641 70	13 220 23	71 506 30
Confederate Pension Fund	4 157 37	3 150 49	2 918 60	722 46	755 44	4 095 32
College Building Fund	10 255 54	7 636 99	7 111 82	1 805 73	1 888 60	10 207 79
STATE POLL TAX:						
DR. Supplemental Assessments	4 228 00	4 870 00	5 074 00	1 749 00	207 00	879 00
Insolvent Collections	--	--	--	--	--	--
Delinquent Collections	--	--	--	1 50	--	6 00

	JONES	KARNES	KAUFMAN	KENDALL	KENEDY	KENT
STATE POLL TAX: (Continued)						
CR. Commissions & Fees Paid:						
Collector for Collecting Article 7331	\$ 91 54	\$ 105 86	\$ 115 17	\$ 87 53	\$ 10 35	\$ 19 05
Collector for Assessing	141 00	162 35	169 15	58 45	6 90	29 30
Poll Tax Fees	365 35	423 66	645 15	151 13	17 74	76 24
TO: General Revenue Fund	1 209 01	1 392 45	1 381 24	482 19	57 34	253 37
Available School Fund	2 421 10	2 785 68	2 763 29	971 13	114 67	506 74
DEPOSITORY INTEREST:						
DR. Depository Interest Collected	--	--	--	6 27	--	--
TO: General Revenue Fund	--	--	--	--	--	--
Available School Fund	--	--	--	5 22	--	--
Confederate Pension Fund	--	--	--	30	--	--
College Building Fund	--	--	--	75	--	--
Total Debits	105 707 05	81 411 70	77 054 04	20 201 78	18 601 92	97 568 51
Total Credits	15 238 01	11 576 47	12 164 29	3 564 81	2 565 64	10 936 60
TOTAL NET COLLECTIONS	\$ 90 469 04	\$ 69 835 23	\$ 64 889 75	\$ 16 636 97	\$ 16 036 28	\$ 86 631 91
TO: General Revenue Fund	1 546 75	2 335 57	1 914 68	489 68	57 34	315 76
Available School Fund	74 509 38	56 712 18	52 944 65	13 618 05	13 334 90	72 013 04
Confederate Pension Fund	4 157 37	3 150 49	2 918 60	722 76	755 44	4 095 32
College Building Fund	10 255 54	7 636 99	7 111 82	1 806 48	1 888 60	10 207 79

TABLE NO. 181 Continued
TAX ASSESSOR-COLLECTORS' ACCOUNTS FOR 1954

	KERR	KIMBLE	KING	KINNEY	KLEBERG	KNOX
AD VALOREM:						
DR. Charged on 1954 Rolls	\$ 31 509 39	\$ 23 427 47	\$ 22 820 95	\$ 21 679 40	\$ 127 041 94	\$ 44 054 61
Supplemental Assessments	86 75	30 81	26 89	16 37	231 18	30 95
Insolvent Collections	17 44	40 57	--	6 09	118 44	103 78
Delinquent Collections	407 81	260 98	14 03	99 26	1 790 07	703 30
Penalty & Interest	157 61	61 06	7 02	29 57	393 95	283 59
Sundry Debits	1 21	43 98	29 60	--	34	--
CR. Insolvent List	128 72	377 06	81 25	139 28	359 66	993 36
Errors in Assessments	456 25	86 81	9 07	--	186 67	66 98
Delinquent List	744 42	750 63	28 91	585 83	1 341 18	1 151 83
Commissions & Fees:						
Collector for Collecting	1 191 43	1 018 73	1 041 02	994 80	3 080 46	1 423 96
Article 7331	26 34	15 25	81	6 20	106 27	48 02
Collector for Assessing	5 50	2 08	1 26	78	9 66	1 46
Assessor for Assessing	2 282 55	1 480 28	1 332 38	1 315 95	6 298 78	2 589 63
Discount	706 34	525 55	639 18	508 47	3 591 85	1 062 62
Sundry Credits	1 05	6 30	12 07	--	--	--
Article 7335	--	--	--	--	--	--
State Aid	--	--	--	--	--	--
Balance due State	--	--	32 05	05	--	--
TO: General Revenue Fund	57 21	13 73	--	8 39	143 03	146 82
Available School Fund	22 151 23	16 324 00	16 433 74	15 226 67	95 388 02	31 410 14
Confederate Pension Fund	1 269 94	932 97	939 06	870 53	5 454 02	1 812 09
College Building Fund	3 159 23	2 331 48	2 347 69	2 173 74	13 616 32	4 469 32
STATE POLL TAX:						
DR. Supplemental Assessments	3 815 00	1 607 50	271 50	784 50	5 768 50	2 338 50
Insolvent Collections	--	--	--	--	--	--
Delinquent Collections	7 50	--	--	7 50	--	31 50

	KERR	KIMBLE	KING	KINNEY	KLEBERG	KNOX
STATE POLL TAX: (Continued)						
CR. Commissions & Fees Paid:						
Collector for Collecting	\$ 87 89	\$ 55 21	\$ 6 41	\$ 32 98	\$ 116 84	\$ 61 47
Article 7331	37	--	--	37	--	1 57
Collector for Assessing	129 10	53 60	9 05	26 15	192 70	77 95
Poll Tax Fees	337 68	137 85	23 40	78 90	590 69	202 63
TO: General Revenue Fund	1 059 12	453 36	77 54	217 87	1 622 50	675 46
Available School Fund	2 208 34	907 48	155 10	435 73	3 245 77	1 350 92
DEPOSITORY INTEREST:						
DR. Depository Interest Collected	--	--	--	--	--	--
TO: General Revenue Fund	--	--	--	--	--	--
Available School Fund	--	--	--	--	--	--
Confederate Pension Fund	--	--	--	--	--	--
College Building Fund	--	--	--	--	--	--
Total Debits	36 002 71	25 472 37	23 169 99	22 622 69	135 344 42	47 546 23
Total Credits	6 097 64	4 509 35	3 216 86	3 689 76	15 874 76	7 681 48
TOTAL NET COLLECTIONS	\$ 29 905 07	\$ 20 963 02	\$ 19 953 13	\$ 18 932 93	\$ 119 469 66	\$ 39 864 75
TO: General Revenue Fund	1 116 33	467 09	77 54	226 26	1 765 53	822 28
Available School Fund	24 359 57	17 231 48	16 588 84	15 662 40	98 633 79	32 761 06
Confederate Pension Fund	1 269 94	932 97	939 06	870 53	5 454 02	1 812 09
College Building Fund	3 159 23	2 331 48	2 347 69	2 173 74	13 616 32	4 469 32

TABLE NO. 181 Continued
TAX ASSESSOR-COLLECTORS' ACCOUNTS FOR 1954

	LAMAR	LAMB	LAMPASAS	LA SALLE	LAVACA	LEE
AD VALOREM:						
DR. Charged on 1954 Rolls	\$ 21 685 72	\$ 61 695 33	\$ 24 904 31	\$ 25 568 38	\$ 78 484 97	\$ 864 86
Supplemental Assessments	140 13	558 23	56 14	105 41	30 46	2 08
Insolvent Collections	75 81	138 22	44 02	9 77	202 44	--
Delinquent Collections	2 495 01	2 106 49	462 66	603 18	835 40	2 56
Penalty & Interest	2 083 37	957 25	171 67	212 15	387 95	6 18
Sundry Debits	13 64	36 08	13 49	91 58	46	--
CR. Insolvent List	1 814 56	1 486 46	690 70	280 69	746 91	172 85
Errors in Assessments	3 047 62	290 28	39 85	103 44	200 45	48 80
Delinquent List	7 454 35	1 744 68	597 49	1 852 58	1 035 63	600 58
Commissions & Fees:						
Collector for Collecting	283 54	1 796 12	1 047 38	1 056 46	2 088 12	1 07
Article 7331	216 79	150 89	30 20	39 46	58 07	28
Collector for Assessing	6 80	17 71	2 56	4 93	1 26	09
Assessor for Assessing	--	3 672 80	1 787 28	1 549 71	4 598 08	--
Discount	--	1 383 13	430 56	470 65	1 969 22	--
Sundry Credits	--	--	36 19	2 05	--	--
Article 7335	538 52	474 43	--	--	204 21	--
State Aid	--	--	--	--	--	--
Balance due State	35 24	--	48	--	--	--
TO: General Revenue Fund	1 329 80	576 96	80 49	120 19	193 70	2 15
Available School Fund	9 791 12	44 927 78	17 429 21	17 592 14	57 372 06	41 53
Confederate Pension Fund	738 99	2 636 98	999 34	1 015 96	3 297 75	2 74
College Building Fund	1 236 35	6 333 38	2 480 56	2 502 21	8 176 22	5 59
STATE POLL TAX:						
DR. Supplemental Assessments	4 243 50	6 218 00	1 732 50	1 318 50	6 067 50	--
Insolvent Collections	--	--	--	--	--	--
Delinquent Collections	3 00	16 50	7 50	--	--	--

	LAMAR	LAMB	LAMPASAS	LA SALLE	LAVACA	LEE
STATE POLL TAX: (Continued)						
CR. Commissions & Fees Paid:						
Collector for Collecting	\$ 84 93	\$ 139 96	\$ 65 26	\$ 47 57	\$ 153 02	--
Article 7331	15	82	38	--	--	--
Collector for Assessing	142 10	207 40	57 75	43 95	202 25	--
Poll Tax Fees	491 85	538 11	149 27	115 20	522 90	--
TO: General Revenue Fund	1 165 68	1 780 63	489 12	370 59	1 729 78	--
Available School Fund	2 361 79	3 567 58	978 22	741 19	3 459 55	--
DEPOSITORY INTEREST:						
DR. Depository Interest Collected	--	--	--	--	--	--
TO: General Revenue Fund	--	--	--	--	--	--
Available School Fund	--	--	--	--	--	--
Confederate Pension Fund	--	--	--	--	--	--
College Building Fund	--	--	--	--	--	--
Total Debits	30 740 18	71 726 10	27 392 29	27 908 97	86 009 18	875 68
Total Credits	14 116 45	11 902 79	4 935 35	5 566 69	11 780 12	823 67
TOTAL NET COLLECTIONS	\$ 16 623 73	\$ 59 823 31	\$ 22 456 94	\$ 22 342 28	\$ 74 229 06	52 01
TO: General Revenue Fund	2 495 48	2 357 59	569 61	490 78	1 923 48	2 15
Available School Fund	12 152 91	48 495 36	18 407 43	18 333 33	60 831 61	41 53
Confederate Pension Fund	738 99	2 636 98	999 34	1 015 96	3 297 75	2 74
College Building Fund	1 236 35	6 333 38	2 480 56	2 502 21	8 176 22	5 59

TABLE NO. 181 Continued
 TAX ASSESSOR-COLLECTORS' ACCOUNTS FOR 1954

	LEON	LIBERTY	LIMESTONE	LIPSCOMB	LIVE OAK	LLANO
AD VALOREM:						
DR. Charged on 1954 Rolls	\$ 38 274 97	\$ 193 256 00	\$ 47 183 41	\$ 26 263 35	\$ 61 578 62	\$ 25 599 37
Supplemental Assessments	34 15	2 183 76	100 45	--	174 14	256 03
Insolvent Collections	1 26	134 40	58 38	61 75	4 57	8 84
Delinquent Collections	690 46	3 124 39	769 77	162 02	1 078 69	336 65
Penalty & Interest	214 96	1 447 03	171 87	57 76	300 92	106 56
Sundry Debits	--	19 09	09	53	1 64	2 55
CR. Insolvent List	175 53	684 61	880 16	221 94	567 85	263 04
Errors in Assessments	92 11	1 346 01	121 52	66 15	28 99	188 61
Delinquent List	1 498 56	4 471 45	1 852 42	444 64	2 420 83	812 37
Commissions & Fees:						
Collector for Collecting	1 320 98	4 377 18	1 483 47	1 087 07	1 769 34	1 069 26
Article 7331	43 97	223 26	44 44	9 76	68 20	21 16
Collector for Assessing	1 79	95 66	5 23	--	8 48	8 85
Assessor for Assessing	2 238 00	9 032 63	3 017 10	1 606 69	3 098 51	1 648 72
Discount	956 91	4 799 77	805 07	593 54	1 451 45	556 28
Sundry Credits	--	342 86	9 93	--	--	--
Article 7335	--	--	--	--	--	--
State Aid	--	--	--	--	--	--
Balance due State	1 76	--	--	54	4 10	6 73
TO: General Revenue Fund	100 68	1 145 80	11 91	12 00	200 49	49 82
Available School Fund	27 323 45	144 684 90	33 377 68	18 752 57	44 602 21	18 071 76
Confederate Pension Fund	1 567 42	8 400 08	1 907 37	1 071 56	2 560 15	1 036 13
College Building Fund	3 894 64	20 560 46	4 767 67	2 678 95	6 357 98	2 577 27
STATE POLL TAX:						
DR. Supplemental Assessments	2 595 00	8 289 00	6 195 00	1 413 00	2 272 50	1 611 00
Insolvent Collections	--	--	--	--	--	--
Delinquent Collections	--	--	--	--	--	--

	LEON	LIBERTY	LIMESTONE	LIPSCOMB	LIVE OAK	LILANO
STATE POLL TAX: (Continued)						
CR. Commissions & Fees Paid:						
Collector for Collecting Article 7331	\$ 60 74	\$ 165 86	\$ 132 93	\$ 45 56	\$ 49 49	\$ 52 70
Collector for Assessing Poll Tax Fees	86 50	276 30	206 80	47 10	75 75	53 70
	223 46	730 41	540 90	121 62	198 13	139 62
TO: General Revenue Fund	741 43	2 372 14	1 766 79	399 57	649 71	455 00
Available School Fund	1 482 87	4 744 29	3 547 58	799 15	1 299 42	909 98
DEPOSITORY INTEREST:						
DR. Depository Interest Collected	--	--	--	--	--	--
TO: General Revenue Fund	--	--	--	--	--	--
Available School Fund	--	--	--	--	--	--
Confederate Pension Fund	--	--	--	--	--	--
College Building Fund	--	--	--	--	--	--
Total Debits	41 810 80	208 453 67	54 478 97	27 958 41	65 411 08	27 921 00
Total Credits	6 700 31	26 546 00	9 099 97	4 244 61	9 741 12	4 821 04
TOTAL NET COLLECTIONS	\$ 35 110 49	\$ 181 907 67	\$ 45 379 00	\$ 23 713 80	\$ 55 669 96	\$ 23 099 96
TO: General Revenue Fund	842 11	3 517 94	1 778 70	411 57	850 20	504 82
Available School Fund	28 806 32	149 429 19	36 925 26	19 551 72	45 901 63	18 981 74
Confederate Pension Fund	1 567 42	8 400 08	1 907 37	1 071 56	2 560 15	1 036 13
College Building Fund	3 894 64	20 560 46	4 767 67	2 678 95	6 357 98	2 577 27

TABLE NO. 181 Continued
 TAX ASSESSOR-COLLECTORS' ACCOUNTS FOR 1954

	LOVING	LUBBOCK	LYNN	MADISON	MARION	MARTIN
AD VALOREM:						
DR. Charged on 1954 Rolls	\$ 14 573 83	\$ 49 092 84	\$ 32 452 45	\$ 19 618 45	\$ 27 041 75	\$ 25 219 99
Supplemental Assessments	9 42	865 00	179 86	373 29	60 36	175 03
Insolvent Collections	--	546 64	128 60	6 80	97	61 54
Delinquent Collections	803 50	4 481 93	773 26	441 93	461 33	259 88
Penalty & Interest	532 63	2 049 19	190 35	125 21	199 58	113 97
Sundry Debits	16 30	--	77 35	12 66	4 25	--
CR. Insolvent List	30 67	8 989 41	869 65	55 48	198 29	124 99
Errors in Assessments	54 43	10 869 50	33 73	503 07	124 83	74 83
Delinquent List	188 68	22 433 95	629 65	652 29	1 343 39	312 66
Commissions & Fees:						
Collector for Collecting	763 60	293 97	1 188 06	944 56	1 099 92	1 075 53
Article 7331	66 77	304 77	46 09	27 54	32 58	17 48
Collector for Assessing	44	41 18	8 56	39	2 41	8 40
Assessor for Assessing	867 45	--	2 070 83	1 499 11	1 682 74	1 501 15
Discount	373 51	--	657 04	375 20	682 03	596 98
Sundry Credits	--	--	18 62	22 02	3 61	60 95
Article 7335	--	811 22	--	--	--	--
State Aid	--	--	--	--	--	--
Balance due State	--	44 17	60 41	22 44	--	413 77
TO: General Revenue Fund	548 34	818 01	44 57	83 59	142 81	46 78
Available School Fund	10 841 75	10 353 59	23 478 11	13 662 65	18 713 44	17 996 47
Confederate Pension Fund	694 68	652 16	1 344 69	787 66	1 083 57	1 035 64
College Building Fund	1 505 36	1 423 67	3 351 86	1 942 34	2 658 62	2 564 78
STATE POLL TAX:						
DR. Supplemental Assessments	132 00	--	2 371 50	1 409 50	1 684 50	1 582 50
Insolvent Collections	--	--	--	--	--	--
Delinquent Collections	--	--	--	--	--	--

	LOVING	LUBBOCK	LYNN	MADISON	MARION	MARTIN
STATE POLL TAX: (Continued)						
CR. Commissions & Fees Paid:						
Collector for Collecting Article 7331	\$ 6 60	\$ --	\$ 90 02	\$ 70 49	\$ 42 07	\$ 41 04
Collector for Assessing	4 40	--	79 05	47 00	56 20	52 75
Poll Tax Fees	12 47	--	205 20	120 87	145 74	137 96
TO: General Revenue Fund	36 18	--	665 74	390 13	479 38	450 25
Available School Fund	72 35	--	1 331 49	781 01	961 11	900 50
DEPOSITORY INTEREST:						
DR. Depository Interest Collected	--	--	--	--	--	--
TO: General Revenue Fund	--	--	--	--	--	--
Available School Fund	--	--	--	--	--	--
Confederate Pension Fund	--	--	--	--	--	--
College Building Fund	--	--	--	--	--	--
Total Debits	16 067 68	57 035 60	36 173 37	21 987 84	29 452 74	27 412 91
Total Credits	<u>2 369 02</u>	<u>43 788 17</u>	<u>5 956 91</u>	<u>4 340 46</u>	<u>5 413 81</u>	<u>4 418 49</u>
Total Net Collections	\$ 13 698 66	\$ 13 247 43	\$ 30 216 46	\$ 17 647 38	\$ 24 038 93	\$ 22 994 42
TO: General Revenue Fund	584 52	818 01	710 31	473 72	622 19	497 03
Available School Fund	10 914 10	10 353 59	24 809 60	14 443 66	19 674 55	18 896 97
Confederate Pension Fund	694 68	652 16	1 344 69	787 66	1 083 57	1 035 64
College Building Fund	1 505 36	1 423 67	3 351 86	1 942 34	2 658 62	2 564 78

TABLE NO. 181 Continued
 TAX ASSESSOR-COLLECTORS' ACCOUNTS FOR 1954

	MASON	MATAGORDA	MAVERICK	McCULLOCH	McLENNAN	McMULLEN
AD VALOREM:						
DR. Charged on 1954 Rolls	\$ 25 510 02	\$ 188 411 59	\$ 56 650 88	\$ 9 433 87	\$ 409 147 22	\$ 26 274 16
Supplemental Assessments	65 71	228 57	42	71	47 27	35 25
Insolvent Collections	19 20	415 67	196 91	5 46	5 386 96	--
Delinquent Collections	269 16	2 750 39	3 545 81	189 03	10 448 68	341 02
Penalty & Interest	150 83	1 402 77	1 184 28	80 39	4 884 20	69 54
Sundry Debits	55 39	2 65	1 76	20	7 69	--
CR. Insolvent List	140 41	2 911 13	605 25	741 15	17 534 35	79 46
Errors in Assessments	4 62	448 32	4 29	88 21	4 109 30	17 64
Delinquent List	339 45	2 593 69	4 990 26	1 184 83	7 979 55	630 86
Commissions & Fees:						
Collector for Collecting	1 071 06	4 241 59	1 693 57	153 91	8 444 43	1 095 04
Article 7331	--	197 99	228 43	11 66	692 11	--
Collector for Assessing	4 07	7 57	49	18	1 42	1 57
Assessor for Assessing	1 684 20	8 224 50	3 137 35	--	21 012 04	1 469 86
Discount	588 31	4 986 55	1 153 58	--	7 724 09	699 22
Sundry Credits	--	--	--	7 09	--	--
Article 7335	--	563 40	321 11	--	1 842 37	--
State Aid	--	11 934 50	--	--	--	--
Balance due State	8 56	--	--	--	7 69	29 29
TO: General Revenue Fund	48 94	639 75	603 93	12 69	2 191 20	132 50
Available School Fund	18 484 74	130 383 42	40 747 48	6 259 50	298 662 95	18 804 98
Confederate Pension Fund	1 063 94	7 529 08	2 351 22	357 79	17 241 40	1 089 11
College Building Fund	2 632 01	18 550 15	5 743 10	892 65	42 479 12	2 670 44
STATE POLL TAX:						
DR. Supplemental Assessments	1 245 00	6 473 00	2 077 50	1 777 50	34 192 50	565 50
Insolvent Collections	--	--	--	--	--	--
Delinquent Collections	15 00	24 00	--	6 00	--	9 00

	MASON	MATAGORDA	MAVERICK	McCULLOCH	McLENNAN	McMULLEN
STATE POLL TAX: (Continued)						
CR. Commissions & Fees Paid:						
Collector for Collecting Article 7331	\$ 45 03	\$ 133 79	\$ 44 46	\$ 35 67	\$ 690 76	\$ 13 96
Collector for Assessing Poll Tax Fees	--	1 20	--	30	--	--
	41 50	215 95	69 25	59 25	1 141 40	18 85
	107 74	561 84	209 85	154 16	3 702 02	49 38
TO: General Revenue Fund	355 24	1 858 37	584 64	511 37	9 527 04	164 10
Available School Fund	710 49	3 725 85	1 169 30	1 022 75	19 131 28	328 21
DEPOSITORY INTEREST:						
DR. Depository Interest Collected	--	--	--	--	--	--
TO: General Revenue Fund	--	--	--	--	--	--
Available School Fund	--	--	--	--	--	--
Confederate Pension Fund	--	--	--	--	--	--
College Building Fund	--	--	--	--	--	--
Total Debits	27 330 31	199 708 64	63 657 56	11 493 16	464 114 52	27 294 47
Total Credits	4 034 95	37 022 02	12 457 89	2 436 41	74 881 53	4 105 13
TOTAL NET COLLECTIONS	\$ 23 295 36	\$ 162 686 62	\$ 51 199 67	\$ 9 056 75	\$ 389 232 99	\$ 23 189 34
TO: General Revenue Fund	404 18	2 498 12	1 188 57	524 06	11 718 24	296 60
Available School Fund	19 195 23	134 109 27	41 916 78	7 282 25	317 794 23	19 133 19
Confederate Pension Fund	1 063 94	7 529 08	2 351 22	357 79	17 241 40	1 089 11
College Building Fund	2 632 01	18 550 15	5 743 10	892 65	42 479 12	2 670 44

TABLE NO. 181 Continued
 TAX ASSESSOR-COLLECTORS' ACCOUNTS FOR 1954

	MEDINA	MENARD	MIDLAND	MILAM	MILLS	MITCHELL
AD VALOREM:						
DR. Charged on 1954 Rolls	\$ 14 030 24	\$ 17 659 11	\$ 164 198 90	\$ 99 996 90	\$ 17 048 50	\$ 7 206 01
Supplemental Assessments	32 04	114 93	1 925 35	450 91	55 44	27 00
Insolvent Collections	2 81	43 56	247 23	45 36	6 24	107 64
Delinquent Collections	794 60	344 80	2 561 68	1 627 97	309 04	283 79
Penalty & Interest	421 18	65 79	941 50	614 32	139 66	119 88
Sundry Debits	6 40	02	3 59	4 39	16 70	--
CR. Insolvent List	237 65	408 21	3 281 83	3 413 47	92 04	432 73
Errors in Assessments	122 73	28 27	1 718 32	877 85	46 15	374 03
Delinquent List	3 154 14	872 83	2 791 72	5 765 34	501 67	1 425 68
Commissions & Fees:						
Collector for Collecting	235 45	828 21	3 753 60	2 394 38	829 40	110 20
Article 7331	58 46	19 77	167 87	110 80	20 90	17 35
Collector for Assessing	1 93	5 54	95 62	19 28	2 15	1 07
Assessor for Assessing	--	1 216 14	8 740 18	5 351 76	1 350 39	--
Discount	--	345 87	4 204 70	2 287 37	331 71	--
Sundry Credits	--	--	479 28	156 44	7 08	--
Article 7335	--	--	--	--	--	--
State Aid	--	--	--	492 77	--	--
Balance due State	11	197 27	2 07	--	99	2 84
TO: General Revenue Fund	277 49	4 95	444 19	557 48	63 16	54 70
Available School Fund	9 332 58	11 917 79	120 161 90	67 760 52	11 942 68	4 440 28
Confederate Pension Fund	561 15	681 11	6 910 80	3 895 79	690 33	254 36
College Building Fund	1 305 58	1 702 25	17 126 17	9 656 60	1 696 93	631 08
STATE POLL TAX:						
DR. Supplemental Assessments	3 840 50	895 50	11 238 00	5 926 00	1 609 50	1 578 00
Insolvent Collections	--	--	--	--	--	--
Delinquent Collections	22 50	--	12 00	57 00	--	--

	MEDINA	MENARD	MIDLAND	MILAM	MILLS	MITCHELL
STATE POLL TAX: (Continued)						
CR. Commissions & Fees Paid:						
Collector for Collecting Article 7331	\$ 77 26	\$ 44 77	\$ 228 97	\$ 133 15	\$ 80 44	\$ 31 56
Collector for Assessing Poll Tax Fees	1 12	--	60	2 85	--	--
	128 25	29 85	374 60	197 55	53 65	52 60
	333 43	79 71	1 073 31	510 06	138 47	138 21
TO: General Revenue Fund	1 104 02	247 05	3 190 84	1 712 85	445 65	451 87
Available School Fund	2 218 92	494 12	6 381 68	3 426 54	891 29	903 76
DEPOSITORY INTEREST:						
DR. Depository Interest Collected	--	--	--	--	--	--
TO: General Revenue Fund	--	--	--	--	--	--
Available School Fund	--	--	--	--	--	--
Confederate Pension Fund	--	--	--	--	--	--
College Building Fund	--	--	--	--	--	--
Total Debits	19 150 27	19 123 71	181 128 25	108 722 85	19 185 08	9 322 32
Total Credits	4 350 53	4 076 44	26 912 67	21 713 07	3 455 04	2 586 27
TOTAL NET COLLECTIONS	\$ 14 799 74	\$ 15 047 27	\$ 154 215 58	\$ 87 009 78	\$ 15 730 04	\$ 6 736 05
TO: General Revenue Fund	1 381 51	252 00	3 635 03	2 270 33	508 81	506 57
Available School Fund	11 551 50	12 411 91	126 543 58	71 187 06	12 833 97	5 344 04
Confederate Pension Fund	561 15	681 11	6 910 80	3 895 79	690 33	254 36
College Building Fund	1 305 58	1 702 25	17 126 17	9 656 60	1 696 93	631 08

TABLE NO. 181 Continued
 TAX ASSESSOR-COLLECTORS' ACCOUNTS FOR 1954

	MONTAGUE	MONTGOMERY	MOORE	MORRIS	MOTLEY	NACOGDOCHES
AD VALOREM:						
DR. Charged on 1954 Rolls	\$ 99 509 14	\$ 19 302 26	\$ 97 069 30	\$ 2 264 49	\$ 25 434 06	\$ 53 190 57
Supplemental Assessments	191 60	415 51	8 41	21 40	30 04	539 08
Insolvent Collections	17 18	17 18	17 81	--	33 68	149 55
Delinquent Collections	2 371 82	1 433 30	182 51	68 88	522 88	1 292 10
Penalty & Interest	1 691 93	873 87	60 35	25 84	98 59	701 79
Sundry Debits	01	62 24	--	--	--	30 47
CR. Insolvent List	231 92	593 92	34 65	108 40	137 54	313 96
Errors in Assessments	948 80	620 25	24 12	18 88	14 25	526 09
Delinquent List	4 346 67	3 572 00	272 12	391 96	435 63	5 783 30
Commissions & Fees:						
Collector for Collecting	2 514 71	346 36	2 477 05	37 23	1 089 02	1 551 56
Article 7331	196 60	114 10	--	4 44	30 08	95 56
Collector for Assessing	10 78	17 07	36	1 73	91	45 70
Assessor for Assessing	5 041 34	--	4 584 45	--	1 564 82	3 515 21
Discount	2 315 48	--	2 820 51	--	615 76	1 230 20
Sundry Credits	--	--	--	1 65	--	636 65
Article 7335	--	--	--	--	--	113 08
State Aid	--	--	--	--	--	--
Balance due State	--	06	15 58	--	--	14 19
TO: General Revenue Fund	1 327 85	695 92	18 02	14 04	11 72	376 76
Available School Fund	72 366 86	13 455 47	72 576 34	1 502 47	18 516 50	34 760 13
Confederate Pension Fund	4 296 90	852 63	4 148 27	85 87	1 058 13	2 015 60
College Building Fund	10 183 77	1 836 58	10 366 91	213 94	2 644 89	4 925 57
STATE POLL TAX:						
DR. Supplemental Assessments	3 677 00	6 322 50	3 813 00	1 689 00	893 50	4 941 00
Insolvent Collections	--	--	--	--	--	--
Delinquent Collections	--	--	--	--	4 55	--

	MONTAGUE	MONTGOMERY	MOORE	MORRIS	MOTLEY	NACOGDOCHES
STATE POLL TAX: (Continued)						
CR. Commissions & Fees Paid:						
Collector for Collecting Article 7331	\$ 77 60	\$ 126 45	\$ 78 48	\$ 33 78	\$ 27 26	\$ 107 45
Collector for Assessing	122 70	210 75	127 25	56 30	29 80	164 70
Poll Tax Fees	315 69	545 27	332 16	145 03	77 93	533 44
TO: General Revenue Fund	1 051 58	1 813 34	1 089 37	484 63	254 03	1 378 47
Available School Fund	2 109 43	3 626 69	2 185 74	969 26	508 80	2 756 94
DEPOSITORY INTEREST:						
DR. Depository Interest Collected	--	--	--	--	--	--
TO: General Revenue Fund	--	--	--	--	--	--
Available School Fund	--	--	--	--	--	--
Confederate Pension Fund	--	--	--	--	--	--
College Building Fund	--	--	--	--	--	--
Total Debits	107 458 68	28 426 86	101 151 38	4 069 61	27 017 30	60 844 56
Total Credits	16 122 29	6 146 23	10 766 73	799 40	4 023 23	14 631 09
TOTAL NET COLLECTIONS	\$ 91 336 39	\$ 22 280 63	\$ 90 384 65	\$ 3 270 21	\$ 22 994 07	\$ 46 213 47
TO: General Revenue Fund	2 379 43	2 509 26	1 107 39	498 67	265 75	1 755 23
Available School Fund	74 476 29	17 082 16	74 762 08	2 471 73	19 025 30	37 517 07
Confederate Pension Fund	4 296 90	852 63	4 148 27	85 87	1 058 13	2 015 60
College Building Fund	10 183 77	1 836 58	10 366 91	213 94	2 644 89	4 925 57

TABLE NO. 181 Continued
TAX ASSESSOR-COLLECTORS' ACCOUNTS FOR 1954

	NAVARRO	NEWTON	NOLAN	NUECES	OCHILTREE	OLDHAM
AD VALOREM:						
DR. Charged on 1954 Rolls	\$ 88 429 74	\$ 33 948 12	\$ 74 337 01	\$ 755 681 26	\$ 35 017 68	\$ 21 397 91
Supplemental Assessments	494 48	51 15	96 82	945 55	47 07	36 17
Insolvent Collections	172 04	--	117 82	2 739 07	128 57	31 57
Delinquent Collections	2 303 57	795 65	1 300 67	22 531 60	530 81	737 35
Penalty & Interest	954 87	309 38	528 05	7 254 72	129 36	203 24
Sundry Debits	7 32	5 80	24 90	1 19	38 20	16 30
CR. Insolvent List	2 313 80	132 69	695 88	9 164 90	424 66	130 55
Errors in Assessments	833 27	75 06	303 15	9 982 20	24 52	04
Delinquent List	2 623 79	982 91	1 122 59	22 353 60	628 05	866 06
Commissions & Fees:						
Collector for Collecting	2 279 45	1 235 49	2 005 30	14 574 45	1 266 73	999 95
Article 7331	159 08	--	--	--	31 13	46 30
Collector for Assessing	25 78	2 37	5 18	42 92	2 30	1 72
Assessor for Assessing	5 205 93	1 905 15	4 172 44	29 430 80	1 994 65	1 297 08
Discount	2 073 19	866 47	1 847 79	19 860 92	782 09	485 14
Sundry Credits	86 24	--	192 24	55	--	65 21
Article 7335	532 73	--	--	--	--	--
State Aid	--	--	--	--	--	--
Balance due State	--	74 75	137 76	2 031 21	--	3 46
TO: General Revenue Fund	493 20	226 61	294 70	4 573 38	48 23	94 94
Available School Fund	63 115 20	24 676 04	54 696 61	564 328 27	25 574 68	15 360 11
Confederate Pension Fund	3 652 71	1 427 98	3 148 53	32 610 35	1 461 51	883 46
College Building Fund	8 967 65	3 504 58	7 783 10	80 199 84	3 653 14	2 188 52
STATE POLL TAX:						
DR. Supplemental Assessments	6 861 00	2 493 00	4 800 00	46 817 50	2 029 50	658 50
Insolvent Collections	--	--	--	--	--	--
Delinquent Collections	12 00	--	--	25 50	3 00	--

	NAVARRO	NEWTON	NOLAN	NUECES	OCHILTREE	OLDHAM
STATE POLL TAX: (Continued)						
CR. Commissions & Fees Paid:						
Collector for Collecting Article 7331	\$ 148 28 \$	53 54 \$	103 71 \$	937 88 \$	53 80 \$	31 89
Collector for Assessing Poll Tax Fees	60	--	--	--	15	--
	229 35	83 10	160 15	1 562 30	67 65	21 95
	808 65	249 45	541 74	4 557 11	178 20	57 73
TO: General Revenue Fund	1 885 25	702 30	1 329 14	13 235 12	577 57	182 31
Available School Fund	3 800 87	1 404 61	2 665 26	26 550 59	1 155 13	364 62
DEPOSITORY INTEREST:						
DR. Depository Interest Collected	--	--	--	--	--	--
TO: General Revenue Fund	--	--	--	--	--	--
Available School Fund	--	--	--	--	--	--
Confederate Pension Fund	--	--	--	--	--	--
College Building Fund	--	--	--	--	--	--
Total Debits	99 235 02	37 603 10	81 205 27	835 996 39	37 924 19	23 081 04
Total Credits	17 320 14	5 660 98	11 287 93	114 498 84	5 453 93	4 007 08
TOTAL NET COLLECTIONS	\$ 81 914 88 \$	31 942 12 \$	69 917 34 \$	721 497 55 \$	32 470 26 \$	19 073 96
TO: General Revenue Fund	2 378 45	928 91	1 623 84	17 808 50	625 80	277 25
Available School Fund	66 916 07	26 080 65	57 361 87	590 878 86	26 729 81	15 724 73
Confederate Pension Fund	3 652 71	1 427 98	3 148 53	32 610 35	1 461 51	883 46
College Building Fund	8 967 65	3 504 58	7 783 10	80 199 84	3 653 14	2 188 52

TABLE NO. 181 Continued
TAX ASSESSOR-COLLECTORS' ACCOUNTS FOR 1954

	ORANGE	PALO PINTO	PANOLA	PARKER	PARMER	PECOS
AD VALOREM:						
DR. Charged on 1954 Rolls	\$ 146 346 60	\$ 56 765 58	\$ 209 238 05	\$ 52 723 67	\$ 29 459 16	\$ 217 644 83
Supplemental Assessments	1 249 67	198 53	266 29	33 80	42 92	80 82
Insolvent Collections	155 13	434 17	8 40	69 31	191 36	45 61
Delinquent Collections	9 420 31	1 533 74	1 097 28	1 491 55	801 90	3 314 26
Penalty & Interest	2 716 14	768 62	475 96	438 33	248 52	920 04
Sundry Debits	10 42	38 27	30 44	51 75	--	21 46
CR. Insolvent List	1 203 73	2 846 12	534 23	1 398 95	322 81	296 43
Errors in Assessments	836 41	468 17	333 29	112 82	61 57	563 93
Delinquent List	5 802 74	2 501 07	3 780 99	1 918 84	442 27	3 363 89
Commissions & Fees:						
Collector for Collecting	3 561 60	1 628 42	4 579 30	1 584 04	1 157 90	4 833 75
Article 7331	601 87	109 10	--	92 09	50 51	209 64
Collector for Assessing	45 84	9 61	13 57	2 40	2 04	3 90
Assessor for Assessing	7 361 19	3 361 10	9 561 27	3 456 51	1 800 55	9 630 67
Discount	3 894 80	1 171 09	5 807 69	1 138 75	539 00	6 090 12
Sundry Credits	1 497 61	36 14	--	711 95	--	--
Article 7335	1 948 67	--	--	--	--	--
State Aid	555 08	--	--	--	--	--
Balance due State	10 22	--	157 48	26 99	--	--
TO: General Revenue Fund	3 362 10	509 76	283 49	112 52	132 16	523 13
Available School Fund	107 721 30	39 249 66	155 056 10	36 879 24	21 861 91	163 768 36
Confederate Pension Fund	6 431 97	2 290 96	8 886 37	2 111 10	1 260 34	9 386 93
College Building Fund	15 063 14	5 557 71	22 122 64	5 262 21	3 112 80	23 356 27
STATE POLL TAX:						
DR. Supplemental Assessments	14 015 00	6 706 50	3 741 50	4 785 00	2 482 50	3 907 00
Insolvent Collections	--	--	--	--	--	--
Delinquent Collections	--	--	--	--	--	42 00

	ORANGE	PALO PINTO	PANOLA	PARKER	PARMER	PECOS
STATE POLL TAX: (Continued)						
CR. Commissions & Fees Paid:						
Collector for Collecting	\$ 281 70	\$ 159 11	\$ 76 82	\$ 114 42	\$ 79 31	\$ 79 49
Article 7331	--	--	--	--	--	2 10
Collector for Assessing	467 65	223 85	124 75	160 10	82 75	130 25
Poll Tax Fees	1 308 80	580 50	325 20	417 34	213 93	340 87
TO: General Revenue Fund	3 978 08	1 909 69	1 071 06	1 355 04	702 17	1 131 84
Available School Fund	7 978 77	3 833 35	2 143 67	2 738 10	1 404 34	2 264 45
DEPOSITORY INTEREST:						
DR. Depository Interest Collected	--	--	--	--	--	--
TO: General Revenue Fund	--	--	--	--	--	--
Available School Fund	--	--	--	--	--	--
Confederate Pension Fund	--	--	--	--	--	--
College Building Fund	--	--	--	--	--	--
Total Debits	173 913 27	66 445 41	214 857 92	59 593 41	33 226 36	225 976 02
Total Credits	29 377 91	13 094 28	25 294 59	11 135 20	4 752 64	25 545 04
TOTAL NET COLLECTIONS	\$ 144 535 36	\$ 53 351 13	\$ 189 563 33	\$ 48 458 21	\$ 28 473 72	\$ 200 430 98
TO: General Revenue Fund	7 340 18	2 419 45	1 354 55	1 467 56	834 33	1 654 97
Available School Fund	115 700 07	43 083 01	157 199 77	39 617 34	23 266 25	166 032 81
Confederate Pension Fund	6 431 97	2 290 96	8 886 37	2 111 10	1 260 34	9 386 93
College Building Fund	15 063 14	5 557 71	22 122 64	5 262 21	3 112 80	23 356 27

TABLE NO. 181 Continued
 TAX ASSESSOR-COLLECTORS' ACCOUNTS FOR 1954

	POLK	POTTER	PRESIDIO	RAINS	RANDALL	REAGAN
AD VALOREM:						
DR. Charged on 1954 Rolls	\$ 75 083 06	\$ 303 227 08	\$ 29 737 16	\$ 7 102 76	\$ 53 582 64	\$ 95 139 56
Supplemental Assessments	967 47	2 267 18	191 33	55 21	93 50	81 75
Insolvent Collections	4 94	6 421 14	132 49	--	219 99	27 50
Delinquent Collections	1 512 48	6 504 21	1 043 03	289 76	2 253 09	921 27
Penalty & Interest	604 29	3 686 52	590 01	96 69	840 93	291 85
Sundry Debits	3 70	318 83	28 89	71 29	33 90	--
CR. Insolvent List	772 15	7 309 02	113 92	30 81	2 164 53	297 50
Errors in Assessments	609 75	2 250 40	52 42	32 56	1 010 30	184 76
Delinquent List	2 157 98	5 741 96	1 062 83	631 06	1 823 33	546 17
Commissions & Fees:						
Collector for Collecting	2 056 67	6 591 86	1 186 52	335 30	1 601 58	2 454 31
Article 7331	103 90	427 48	79 01	18 33	151 50	57 20
Collector for Assessing	33 53	107 38	7 97	2 71	11 78	3 90
Assessor for Assessing	3 929 19	17 255 24	1 750 04	585 05	3 595 37	4 407 76
Discount	1 714 39	7 350 19	651 22	136 38	1 213 79	2 674 94
Sundry Credits	63	17 12	--	28 84	--	--
Article 7335	25 81	--	--	18 29	--	--
State Aid	--	--	--	--	--	--
Balance due State	7 43	--	--	46 46	10 70	--
TO: General Revenue Fund	360 96	1 965 07	479 75	34 63	571 30	117 34
Available School Fund	55 332 66	227 826 95	21 948 46	4 763 33	37 395 16	71 431 66
Confederate Pension Fund	3 195 79	13 156 04	1 301 38	275 24	2 179 62	4 083 63
College Building Fund	7 875 10	32 426 25	3 089 39	676 72	5 295 09	10 202 76
STATE POLL TAX:						
DR. Supplemental Assessments	3 296 50	21 368 50	1 453 00	739 50	6 785 00	1 122 00
Insolvent Collections	--	--	--	--	--	--
Delinquent Collections	53 72	--	2 25	--	10 50	--

	POLK	POTTER	PRESIDIO	RAINS	RANDALL	REAGAN
STATE POLL TAX: (Continued)						
CR. Commissions & Fees Paid:						
Collector for Collecting	\$ 68 75	\$ 430 98	\$ 39 39	\$ 36 97	\$ 150 37	\$ 23 30
Article 7331	2 67	--	11	--	52	--
Collector for Assessing	109 90	713 40	48 45	24 65	226 40	37 40
Poll Tax Fees	331 20	2 368 18	125 76	63 39	637 50	96 17
TO: General Revenue Fund	945 65	5 934 56	413 59	204 83	1 923 27	321 71
Available School Fund	1 892 05	11 921 38	827 95	409 66	3 857 44	643 42
DEPOSITORY INTEREST:						
DR. Depository Interest Collected	--	--	--	--	--	--
TO: General Revenue Fund	--	--	--	--	--	--
Available School Fund	--	--	--	--	--	--
Confederate Pension Fund	--	--	--	--	--	--
College Building Fund	--	--	--	--	--	--
Total Debits	81 526 16	343 793 46	33 178 16	8 355 21	63 819 55	97 583 93
Total Credits	11 923 95	50 563 21	5 117 64	1 990 80	12 597 67	10 783 41
TOTAL NET COLLECTIONS	\$ 69 602 21	\$ 293 230 25	\$ 28 060 52	\$ 6 364 41	\$ 51 221 88	\$ 86 800 52
TO: General Revenue Fund	1 306 61	7 899 63	893 34	239 46	2 494 57	439 05
Available School Fund	57 224 71	239 748 33	22 776 41	5 172 99	41 252 60	72 075 08
Confederate Pension Fund	3 195 79	13 156 04	1 301 38	275 24	2 179 62	4 083 63
College Building Fund	7 875 10	32 426 25	3 089 39	676 72	5 295 09	10 202 76

TABLE NO. 181 Continued
 TAX ASSESSOR-COLLECTORS' ACCOUNTS FOR 1954

	REAL	RED RIVER	REEVES	REFUGIO	ROBERTS	ROBERTSON
AD VALOREM:						
DR. Charged on 1954 Rolls	\$ 6 470 15	\$ 39 778 34	\$ 71 414 50	\$ 210 345 64	\$ 25 542 83	\$ 44 248 31
Supplemental Assessments	45 85	384 78	73 98	31 67	320 94	99 09
Insolvent Collections	17 30	70 79	54 27	21	--	6 48
Delinquent Collections	118 40	1 437 07	2 821 76	676 34	244 83	428 37
Penalty & Interest	48 29	511 96	1 042 94	191 43	35 38	78 77
Sundry Debits	59	26 89	3 83	4 53	163 59	42
CR. Insolvent List	55 70	774 07	1 643 61	255 40	428 76	194 32
Errors in Assessments	12 84	170 21	285 02	649 28	4 54	121 06
Delinquent List	113 59	3 445 13	5 185 49	1 441 86	256 74	1 347 85
Commissions & Fees:						
Collector for Collecting	318 57	1 319 84	1 952 70	4 655 01	1 095 01	1 429 76
Article 7331	7 73	95 24	183 59	42 36	13 81	--
Collector for Assessing	2 09	17 87	3 25	1 38	15 38	2 81
Assessor for Assessing	425 84	2 653 86	3 640 09	9 256 22	1 469 10	2 652 46
Discount	146 60	844 71	520 34	6 088 59	538 87	939 62
Sundry Credits	--	102 86	234 55	2 00	--	12 12
Article 7335	--	37 80	--	--	--	51 71
State Aid	--	--	--	--	--	149 39
Balance due State	--	56 41	49 69	--	--	--
TO: General Revenue Fund	30 25	276 29	520 12	84 00	2 20	95 71
Available School Fund	4 657 38	27 013 96	50 998 03	157 310 72	18 735 97	31 554 27
Confederate Pension Fund	267 96	1 573 44	2 959 66	8 998 54	1 070 63	1 803 10
College Building Fund	662 03	3 828 14	7 235 14	22 464 46	2 676 56	4 507 26
STATE POLL TAX:						
DR. Supplemental Assessments	672 50	3 105 00	3 543 50	3 630 00	483 00	3 576 00
Insolvent Collections	--	--	--	--	--	--
Delinquent Collections	--	--	--	21 80	--	--

	REAL	RED RIVER	REEVES	REFUGIO	ROBERTS	ROBERTSON
STATE POLL TAX: (Continued)						
CR. Commissions & Fees Paid:						
Collector for Collecting Article 7331	\$ 33 62	\$ 80 15	\$ 72 80	\$ 74 28	\$ 13 55	\$ 77 11
Collector for Assessing	--	--	--	1 09	--	--
Poll Tax Fees	22 45	103 65	118 15	121 00	16 10	119 35
	58 29	268 14	312 86	315 77	41 79	309 15
TO: General Revenue Fund	185 55	882 03	1 012 71	1 046 55	137 19	1 021 12
Available School Fund	372 59	1 771 03	2 026 98	2 093 11	274 37	2 049 27
DEPOSITORY INTEREST:						
DR. Depository Interest Collected	--	--	--	--	--	--
TO: General Revenue Fund	--	--	--	--	--	--
Available School Fund	--	--	--	--	--	--
Confederate Pension Fund	--	--	--	--	--	--
College Building Fund	--	--	--	--	--	--
Total Debits	7 373 08	45 314 83	78 954 78	214 901 62	26 790 57	48 437 44
Total Credits	1 197 32	9 969 94	14 202 14	22 904 24	3 893 65	7 406 71
TOTAL NET COLLECTIONS	\$ 6 175 76	\$ 35 344 89	\$ 64 752 64	\$ 191 997 38	\$ 22 896 92	\$ 41 030 73
TO: General Revenue Fund	215 80	1 158 32	1 532 83	1 130 55	139 39	1 116 83
Available School Fund	5 029 97	28 784 99	53 025 01	159 403 83	19 010 34	33 603 54
Confederate Pension Fund	267 96	1 573 44	2 959 66	8 998 54	1 070 63	1 803 10
College Building Fund	662 03	3 828 14	7 235 14	22 464 46	2 676 56	4 507 26

TABLE NO. 181 Continued
 TAX ASSESSOR-COLLECTORS' ACCOUNTS FOR 1954

	ROCKWALL	RUNNELS	RUSK	SABINE	SAN AUGUSTINE	SAN JACINTO
AD VALOREM:						
DR. Charged on 1954 Rolls	\$ 11 586 74	\$ 129 583 18	\$ 345 869 55	\$ 13 835 01	\$ 6 528 37	\$ 29 660 23
Supplemental Assessments	53 08	55 07	186 45	13 75	30 95	130 58
Insolvent Collections	2 10	127 55	295 14	--	--	--
Delinquent Collections	427 70	768 02	3 063 32	93 34	407 59	556 10
Penalty & Interest	176 64	259 62	1 750 02	28 09	153 45	243 18
Sundry Debits	4 83	16	654 15	1 42	5 54	62 49
CR. Insolvent List	60 94	1 002 55	503 18	77 75	191 94	69 29
Errors in Assessments	1 64	607 21	185 72	19 31	39 82	45 24
Delinquent List	399 60	1 974 83	2 541 90	735 27	3 220 52	3 243 70
Commissions & Fees:						
Collector for Collecting	574 96	3 071 91	7 366 12	633 41	183 69	1 130 26
Article 7331	29 97	48 16	239 34	--	27 07	39 65
Collector for Assessing	2 75	73	9 82	79	1 83	6 09
Assessor for Assessing	972 65	6 411 07	15 293 12	971 75	--	1 713 24
Discount	289 63	3 396 67	9 764 93	336 44	--	690 70
Sundry Credits	2 32	64 22	2 178 75	--	--	41 73
Article 7335	--	--	710 19	--	--	--
State Aid	--	--	--	--	--	--
Balance due State	27	--	--	--	--	42 64
TO: General Revenue Fund	116 50	102 74	643 62	14 30	106 67	170 91
Available School Fund	8 164 92	95 096 05	260 311 51	9 318 34	2 797 48	19 553 95
Confederate Pension Fund	480 84	5 441 14	14 965 61	534 15	164 81	1 132 42
College Building Fund	1 154 10	13 576 32	37 104 82	1 330 10	392 07	2 772 76
STATE POLL TAX:						
DR. Supplemental Assessments	1 374 00	3 193 50	8 256 00	1 665 00	1 216 50	1 492 50
Insolvent Collections	--	--	--	--	--	--
Delinquent Collections	--	--	--	14 28	--	1 50

	ROCKWALL	RUNNELS	RUSK	SABINE	SAN AUGUSTINE	SAN JACINTO
STATE POLL TAX: (Continued)						
CR. Commissions & Fees Paid:						
Collector for Collecting Article 7331	\$ 68 70	\$ 68 15	\$ 165 76	\$ 83 96	\$ 60 82	\$ 30 43
Collector for Assessing Poll Tax Fees	45 80	106 45	275 40	55 50	40 60	49 75
	118 29	275 92	714 47	143 87	108 06	127 93
TO: General Revenue Fund	380 40	914 33	2 363 67	465 32	334 92	428 60
Available School Fund	760 81	1 828 65	4 736 70	930 63	672 10	857 22
DEPOSITORY INTEREST:						
DR. Depository Interest Collected	--	--	--	--	--	--
TO: General Revenue Fund	--	--	--	--	--	--
Available School Fund	--	--	--	--	--	--
Confederate Pension Fund	--	--	--	--	--	--
College Building Fund	--	--	--	--	--	--
Total Debits	13 625 09	133 987 10	360 074 63	15 650 89	8 342 40	32 146 58
Total Credits	2 567 52	17 027 87	39 948 70	3 058 05	3 874 35	7 230 72
TOTAL NET COLLECTIONS	\$ 11 057 57	\$ 116 959 23	\$ 320 125 93	\$ 12 592 84	\$ 4 468 05	\$ 24 915 86
TO: General Revenue Fund	496 90	1 017 07	3 007 29	479 62	441 59	599 51
Available School Fund	8 925 73	96 924 70	265 048 21	10 248 97	3 469 58	20 411 17
Confederate Pension Fund	480 84	5 441 14	14 965 61	534 15	164 81	1 132 42
College Building Fund	1 154 10	13 576 32	37 104 82	1 330 10	392 07	2 772 76

TABLE NO. 181 Continued
TAX ASSESSOR-COLLECTORS' ACCOUNTS FOR 1954

	SAN PATRICIO	SAN SABA	SCHLIECHER	SCURRY	SHACKELFORD	SHELEY
AD VALOREM:						
DR. Charged on 1954 Rolls	\$ 391 458 14	\$ 29 894 37	\$ 57 752 13	\$ 475 735 52	\$ 45 949 42	\$ 7 497 69
Supplemental Assessments	692 20	33 26	10 82	378 50	83 39	1 153 11
Insolvent Collections	539 39	38 51	17 66	125 85	418 72	--
Delinquent Collections	4 568 97	207 22	863 19	2 432 67	203 75	274 67
Penalty & Interest	1 101 43	89 25	359 17	639 93	154 39	99 77
Sundry Debits	179 46	--	6 44	1 19	123 73	32 38
CR. Insolvent List	4 813 44	851 21	346 68	670 93	599 91	312 46
Errors in Assessments	1 194 73	37 17	53 23	294 14	81 52	279 32
Delinquent List	8 371 26	702 26	1 008 19	2 591 50	944 89	2 045 79
Commissions & Fees:						
Collector for Collecting	8 069 52	1 141 15	1 720 37	9 840 95	1 474 14	128 40
Article 7331	271 28	12 75	59 52	150 26	13 76	17 52
Collector for Assessing	18 50	2 15	33	18 02	5 07	57 02
Assessor for Assessing	10 395 13	2 011 09	2 825 89	19 748 02	2 465 45	--
Discount	10 569 18	603 13	1 470 51	13 633 30	1 164 73	--
Sundry Credits	86	--	--	827 86	132 49	--
Article 7335	601 62	--	--	--	26 23	--
State Aid	147 069 10	--	--	--	--	--
Balance due State	968 27	--	--	--	123 71	--
TO: General Revenue Fund	639 03	27 73	212 33	169 06	29 34	43 04
Available School Fund	171 300 77	20 730 45	42 758 98	359 475 36	33 227 86	5 144 20
Confederate Pension Fund	9 800 41	1 185 39	2 464 26	20 559 62	1 900 44	299 13
College Building Fund	24 456 49	2 958 13	6 089 12	51 334 64	4 743 86	730 74
STATE POLL TAX:						
DR. Supplemental Assessments	8 910 50	2 004 00	889 50	4 839 50	1 312 50	3 717 00
Insolvent Collections	--	--	--	--	--	--
Delinquent Collections	--	--	33 00	16 70	3 00	--

	SAN PATRICIO	SAN SABA	SCHLEICHER	SCURRY	SHACKELFORD	SHELBY
STATE POLL TAX: (Continued)						
CR. Commissions & Fees Paid:						
Collector for Collecting Article 7331	\$ 179 06	\$ 60 31	\$ 20 57	\$ 98 62	\$ 32 52	\$ 74 34
Collector for Assessing	--	--	1 65	83	15	--
Poll Tax Fees	297 05	66 80	29 65	161 50	43 75	123 90
	778 93	172 16	76 63	508 99	112 50	319 50
TO: General Revenue Fund	2 551 31	568 24	264 67	1 359 23	375 52	1 066 42
Available School Fund	5 104 15	1 136 49	529 33	2 727 03	751 06	2 132 84
DEPOSITORY INTEREST:						
DR. Depository Interest Collected	--	--	--	--	--	--
TO: General Revenue Fund	--	--	--	--	--	--
Available School Fund	--	--	--	--	--	--
Confederate Pension Fund	--	--	--	--	--	--
College Building Fund	--	--	--	--	--	--
Total Debits	407 450 09	32 266 61	59 931 91	484 169 86	48 248 90	12 774 62
Total Credits	<u>193 597 93</u>	<u>5 660 18</u>	<u>7 613 22</u>	<u>48 544 92</u>	<u>7 220 82</u>	<u>3 358 25</u>
TOTAL NET COLLECTIONS	\$ 213 852 16	\$ 26 606 43	\$ 52 318 69	\$ 435 624 94	\$ 41 028 08	\$ 9 416 37
TO: General Revenue Fund	3 190 34	595 97	477 00	1 528 29	404 86	1 109 46
Available School Fund	176 404 92	21 866 94	43 288 31	362 202 39	33 978 92	7 277 04
Confederate Pension Fund	9 800 41	1 185 39	2 464 26	20 559 62	1 900 44	299 13
College Building Fund	24 456 49	2 958 13	6 089 12	51 334 64	4 743 86	730 74

TABLE NO. 181 Continued
TAX ASSESSOR-COLLECTORS' ACCOUNTS FOR 1954

	SHERMAN	SMITH	SOMERVELL	STARR	STEPHENS	STERLING
AD VALOREM:						
DR. Charged on 1954 Rolls	\$ 4 058 12	\$ 175 398 71	\$ 6 356 34	\$ 10 558 23	\$ 8 531 19	\$ 25 621 49
Supplemental Assessments	3 19	634 17	47 22	237 57	41 44	4 41
Insolvent Collections	41 98	3 182 92	--	45 78	10 50	--
Delinquent Collections	75 34	4 678 85	351 52	1 320 98	936 83	56 56
Penalty & Interest	81 34	2 384 28	78 93	824 04	397 48	21 08
Sundry Debits	--	76 24	08	5 15	--	3 39
CR. Insolvent List	209 43	15 460 16	56 26	147 63	249 13	52 94
Errors in Assessments	44 56	3 683 71	14 39	939 53	167 43	1 40
Delinquent List	346 93	5 257 42	446 52	2 729 35	1 351 65	18 88
Commissions & Fees:						
Collector for Collecting	73 18	3 754 34	310 60	183 50	162 93	1 094 21
Article 7331	4 79	320 36	21 20	103 22	65 48	--
Collector for Assessing	15	36 75	3 71	10 71	3 18	34
Assessor for Assessing	--	9 972 44	536 38	--	--	1 476 26
Discount	--	3 885 85	103 65	--	--	651 99
Sundry Credits	--	841 64	--	--	698 79	20
Article 7335	--	--	--	291 57	--	--
State Aid	--	--	--	--	--	--
Balance due State	--	--	--	--	2 81	4 91
TO: General Revenue Fund	8 46	1 387 15	43 37	544 40	117 48	6 37
Available School Fund	2 977 16	118 167 23	4 415 01	6 710 46	5 915 51	18 666 13
Confederate Pension Fund	170 10	6 839 41	252 29	425 63	346 85	1 067 56
College Building Fund	425 21	16 748 71	630 71	905 75	836 20	2 665 74
STATE POLL TAX:						
DR. Supplemental Assessments	425 00	16 420 50	655 50	6 570 00	3 097 50	447 00
Insolvent Collections	--	--	--	--	--	--
Delinquent Collections	--	--	--	21 80	--	--

	SHERMAN	SMITH	SOMERVELL	STARR	STEPHENS	STERLING
STATE POLL TAX: (Continued)						
CR. Commissions & Fees Paid:						
Collector for Collecting Article 7331	\$ 8 50	\$ 333 94	\$ 32 77	\$ 131 84	\$ 61 95	\$ 12 84
Collector for Assessing Poll Tax Fees	14 20	547 35	21 85	219 00	103 35	14 90
	37 46	1 684 03	56 19	665 40	269 74	38 96
TO: General Revenue Fund	121 09	4 618 39	181 56	1 858 16	885 92	126 77
Available School Fund	243 75	9 236 79	363 13	3 716 31	1 776 54	253 53
DEPOSITORY INTEREST:						
DR. Depository Interest Collected	--	--	--	--	--	--
TO: General Revenue Fund	--	--	--	--	--	--
Available School Fund	--	--	--	--	--	--
Confederate Pension Fund	--	--	--	--	--	--
College Building Fund	--	--	--	--	--	--
Total Debits	4 684 97	202 775 67	7 489 59	19 583 55	13 014 94	26 153 93
Total Credits	739 20	45 777 99	1 603 52	5 422 84	3 136 44	3 367 83
TOTAL NET COLLECTIONS	\$ 3 945 77	\$ 156 997 68	\$ 5 886 07	\$ 14 160 71	\$ 9 878 50	\$ 22 786 10
TO: General Revenue Fund	129 55	6 005 54	224 93	2 402 56	1 003 40	133 14
Available School Fund	3 220 91	127 404 02	4 778 14	10 426 77	7 692 05	18 919 66
Confederate Pension Fund	170 10	6 839 41	252 29	425 63	346 85	1 067 56
College Building Fund	425 21	16 748 71	630 71	905 75	836 20	2 665 74

TABLE NO. 181 Continued
TAX ASSESSOR-COLLECTORS' ACCOUNTS FOR 1954

	STONEWALL	SUTTON	SWISHER	TARRANT	TAYLOR	TERRELL
AD VALOREM:						
DR. Charged on 1954 Rolls	\$ 66 661 77	\$ 3 338 73	\$ 8 811 64	\$1 088 941 46	\$ 132 584 46	\$ 17 081 50
Supplemental Assessments	324 74	1 85	8 30	2 055 56	397 49	58 26
Insolvent Collections	137 32	110 58	90 05	9 024 54	65 90	34 52
Delinquent Collections	302 00	16 21	575 17	47 562 43	3 406 45	512 57
Penalty & Interest	86 70	67 67	378 21	14 425 99	1 273 02	292 55
Sundry Debits	11 02	--	--	3 825 39	17 24	--
CR. Insolvent List	1 505 61	202 23	1 239 37	19 531 30	979 58	55 74
Errors in Assessments	90 97	184 44	139 74	77 298 78	2 706 41	21 29
Delinquent List	462 17	284 55	1 021 48	53 423 09	7 357 72	572 15
Commissions & Fees:						
Collector for Collecting	1 872 32	57 19	149 22	20 391 62	2 982 81	847 14
Article 7331	17 60	1 05	43 74	2 960 19	--	38 56
Collector for Assessing	15 30	09	55	86 85	20 04	2 77
Assessor for Assessing	3 282 14	--	--	46 426 75	7 720 00	1 062 68
Discount	1 719 32	--	1 35	22 005 54	2 677 99	387 51
Sundry Credits	--	--	--	3 842 47	--	28 87
Article 7335	--	--	--	5 750 80	--	--
State Aid	--	--	--	--	--	--
Balance due State	--	4 09	27	19 84	292 32	--
TO: General Revenue Fund	12 11	56 69	256 28	6 997 56	725 31	192 63
Available School Fund	48 788 55	2 289 58	5 839 84	755 952 35	93 577 88	12 306 10
Confederate Pension Fund	2 788 06	134 33	360 26	43 675 38	5 399 25	723 71
College Building Fund	6 969 40	320 80	811 27	107 472 85	13 305 25	1 740 25
STATE POLL TAX:						
DR. Supplemental Assessments	939 00	564 00	1 645 50	98 292 50	11 419 50	847 50
Insolvent Collections	--	--	--	--	--	--
Delinquent Collections	--	--	--	--	--	--

	STONEWALL	SUTTON	SWISHER	TARRANT	TAYLOR	TERRELL
STATE POLL TAX: (Continued)						
CR. Commissions & Fees Paid:						
Collector for Collecting Article 7331	\$ 21 37	\$ 11 28	\$ 32 91	\$ 1 968 40	\$ 235 82	\$ 42 37
Collector for Assessing Poll Tax Fees	--	--	--	--	--	--
	31 30	18 80	54 85	3 281 60	381 45	28 25
	80 48	49 76	142 46	10 945 39	1 291 75	73 29
TO: General Revenue Fund	268 61	161 38	471 76	27 284 83	3 157 69	234 53
Available School Fund	537 24	322 78	943 52	54 812 28	6 352 79	469 06
DEPOSITORY INTEREST:						
DR. Depository Interest Collected	--	--	--	--	--	--
TO: General Revenue Fund	--	--	--	--	--	--
Available School Fund	--	--	--	--	--	--
Confederate Pension Fund	--	--	--	--	--	--
College Building Fund	--	--	--	--	--	--
Total Debits	68 462 55	4 099 04	11 508 87	1 264 127 87	149 164 06	18 826 90
Total Credits	9 098 58	813 48	2 825 94	267 932 62	26 645 89	3 160 62
TOTAL NET COLLECTIONS	\$ 59 363 97	\$ 3 285 56	\$ 8 682 93	\$ 996 195 25	\$ 122 518 17	\$ 15 666 28
TO: General Revenue Fund	280 72	218 07	728 04	34 282 39	3 883 00	427 16
Available School Fund	49 325 79	2 612 36	6 783 36	810 764 63	99 930 67	12 775 16
Confederate Pension Fund	2 788 06	134 33	360 26	43 675 38	5 399 25	723 71
College Building Fund	6 969 40	320 80	811 27	107 472 85	13 305 25	1 740 25

TABLE NO. 181 Continued
 TAX ASSESSOR-COLLECTORS' ACCOUNTS FOR 1954

	TERRY	THROCKMORTON	TITUS	TOM GREEN	TRAVIS	TRINITY
AD VALOREM:						
DR. Charged on 1954 Rolls	\$ 109 463 21	\$ 11 312 16	\$ 1 770 89	\$ 223 201 28	\$ 443 120 78	\$ 25 629 09
Supplemental Assessments	95 00	14 30	23	470 48	1 226 37	144 66
Insolvent Collections	615 73	42 27	--	1 533 53	1 606 64	196 91
Delinquent Collections	1 161 75	83 62	85 92	5 415 36	14 326 58	783 05
Penalty & Interest	318 80	88 91	98 50	1 993 31	6 040 05	798 43
Sundry Debits	114 58	11 93	63	16 68	6 66	62
CR. Insolvent List	2 990 37	244 72	105 38	4 035 33	21 873 92	255 54
Errors in Assessments	1 774 32	41 21	128 57	1 717 91	9 505 72	247 00
Delinquent List	2 215 90	878 01	1 133 74	5 738 86	20 811 78	2 185 42
Commissions & Fees:						
Collector for Collecting	2 636 85	207 78	11 77	4 912 05	8 694 13	1 064 17
Article 7331	68 66	5 05	8 22	338 56	969 63	58 76
Collector for Assessing	3 76	83	08	10 31	55 40	8 07
Assessor for Assessing	5 368 98	--	--	8 791 87	23 571 87	1 613 55
Discount	2 654 27	08	--	5 131 38	9 100 29	434 77
Sundry Credits	2 94	--	--	--	--	--
Article 7335	--	--	24 64	552 16	--	--
State Aid	--	--	--	82 772 86	--	--
Balance due State	20 66	--	--	--	--	16
TO: General Revenue Fund	95 36	7 17	40 12	1 223 04	3 562 88	426 22
Available School Fund	78 283 33	8 473 54	419 82	97 843 72	306 814 86	17 716 75
Confederate Pension Fund	4 475 57	484 45	31 27	5 628 34	17 879 20	1 053 50
College Building Fund	11 178 10	1 210 35	52 56	13 934 25	43 487 40	2 488 85
STATE POLL TAX:						
DR. Supplemental Assessments	3 194 00	624 00	6 00	15 230 00	46 304 00	3 707 50
Insolvent Collections	--	--	--	--	--	--
Delinquent Collections	6 00	--	--	--	--	--

	TERRY	THROCKMORTON	TITUS	TOM GREEN	TRAVIS	TRINITY
STATE POLL TAX: (Continued)						
CR. Commissions & Fees Paid:						
Collector for Collecting Article 7331	\$ 68 51	\$ 12 48	\$ 12	\$ 312 54	\$ 932 66	\$ 98 58
Collector for Assessing Poll Tax Fees	30	--	--	--	--	--
	106 50	20 80	20	508 30	1 546 15	123 70
	278 02	53 49	--	1 693 07	5 052 96	319 25
TO: General Revenue Fund	915 03	179 08	1 89	4 228 82	12 882 53	1 053 52
Available School Fund	1 831 64	358 15	3 79	8 487 27	25 889 70	2 112 45
DEPOSITORY INTEREST:						
DR. Depository Interest Collected	--	--	--	--	--	--
TO: General Revenue Fund	--	--	--	--	--	--
Available School Fund	--	--	--	--	--	--
Confederate Pension Fund	--	--	--	--	--	--
College Building Fund	--	--	--	--	--	--
Total Debits	114 969 07	12 177 19	1 962 17	247 860 64	512 631 08	31 260 26
Total Credits	18 190 04	1 464 45	1 412 72	116 515 20	102 114 51	6 408 97
TOTAL NET COLLECTIONS	\$ 96 779 03	\$ 10 712 74	\$ 549 45	\$ 131 345 44	\$ 410 516 57	\$ 24 851 29
TO: General Revenue Fund	1 010 39	186 25	42 01	5 451 86	16 445 41	1 479 74
Available School Fund	80 114 97	8 831 69	423 61	106 330 99	332 704 56	19 829 20
Confederate Pension Fund	4 475 57	484 45	31 27	5 628 34	17 879 20	1 053 50
College Building Fund	11 178 10	1 210 35	52 56	13 934 25	43 487 40	2 488 85

TABLE NO. 181 Continued
 TAX ASSESSOR-COLLECTORS' ACCOUNTS FOR 1954

	TYLER	UPSHUR	UPTON	UVALDE	VAL VERDE	VAN ZANDT
AD VALOREM:						
DR. Charged on 1954 Rolls	\$ 10 186 02 \$	4 786 64 \$	227 934 17 \$	43 816 47 \$	51 641 03 \$	14 905 20
Supplemental Assessments	11 89	39 25	61 91	30 34	86 09	234 95
Insolvent Collections	--	--	299 38	69 82	61 49	11 82
Delinquent Collections	307 65	165 30	4 124 11	1 306 04	1 541 67	407 26
Penalty & Interest	155 37	52 17	1 500 36	465 40	967 10	239 38
Sundry Debits	--	5 30	370 83	03	4 86	10 90
CR. Insolvent List	34 42	44 56	253 85	1 652 91	362 79	1 349 22
Errors in Assessments	64 99	203 76	160 46	193 85	31 00	377 79
Delinquent List	2 181 55	1 633 41	890 60	2 503 56	1 214 05	1 352 56
Commissions & Fees:						
Collector for Collecting	167 46	63 34	4 994 75	1 405 36	1 623 03	254 60
Article 7331	22 78	10 10	--	85 99	123 76	30 17
Collector for Assessing	53	4 47	2 08	1 29	3 56	11 21
Assessor for Assessing	--	--	9 923 55	2 550 06	2 878 11	--
Discount	--	--	6 468 38	812 82	1 172 23	--
Sundry Credits	--	--	9 18	--	405 50	580 43
Article 7335	--	--	--	--	--	--
State Aid	--	--	--	--	--	--
Balance due State	6 69	--	1 265 36	--	--	71
TO: General Revenue Fund	124 41	17 38	1 217 43	288 98	677 55	10
Available School Fund	6 717 02	2 559 88	174 253 81	30 161 26	38 183 13	9 877 28
Confederate Pension Fund	393 38	147 10	10 029 94	1 746 34	2 248 20	564 41
College Building Fund	947 70	364 66	24 821 37	4 285 68	5 379 33	1 411 03
STATE POLL TAX:						
DR. Supplemental Assessments	2 254 50	2 943 50	2 404 50	3 955 00	3 721 50	3 515 50
Insolvent Collections	--	--	--	--	--	--
Delinquent Collections	--	--	--	--	--	--

	TYLER	UPSHUR	UPTON	UVALDE	VAL VERDE	VAN ZANDT
STATE POLL TAX: (Continued)						
CR. Commissions & Fees Paid:						
Collector for Collecting Article 7331	\$ 45 09	\$ 58 87	\$ 48 18	\$ 84 24	\$ 81 84	70 31
Collector for Assessing Poll Tax Fees	--	--	--	--	--	--
	75 15	98 30	80 15	131 90	124 05	117 20
	194 14	254 42	212 92	343 90	398 05	302 42
TO: General Revenue Fund	646 71	841 11	687 75	1 130 62	1 039 19	1 008 27
Available School Fund	1 293 41	1 690 80	1 375 50	2 264 34	2 078 37	2 017 30
DEPOSITORY INTEREST:						
DR. Depository Interest Collected	--	--	--	--	--	--
TO: General Revenue Fund	--	--	--	--	--	--
Available School Fund	--	--	--	--	--	--
Confederate Pension Fund	--	--	--	--	--	--
College Building Fund	--	--	--	--	--	--
Total Debits	12 915 43	7 992 16	236 695 26	49 643 10	58 023 74	19 325 01
Total Credits	2 792 80	2 371 23	24 309 46	9 765 88	8 417 97	4 446 62
TOTAL NET COLLECTIONS	\$ 10 122 63	\$ 5 620 93	\$ 212 385 80	\$ 39 877 22	\$ 49 605 77	\$ 14 878 39
TO: General Revenue Fund	771 12	858 49	1 905 18	1 419 60	1 716 74	1 008 37
Available School Fund	8 010 43	4 250 68	175 629 31	32 425 60	40 261 50	11 894 58
Confederate Pension Fund	393 38	147 10	10 029 94	1 746 34	2 248 20	564 41
College Building Fund	947 70	364 66	24 821 37	4 285 68	5 379 33	1 411 03

TABLE NO. 181 Continued
TAX ASSESSOR-COLLECTORS' ACCOUNTS FOR 1954

	VICTORIA	WALKER	WALLER	WARD	WASHINGTON	WEBB
AD VALOREM:						
DR. Charged on 1954 Rolls	\$ 223 995 32	\$ 29 282 11	\$ 7 929 60	\$ 126 182 52	\$ 42 830 50	\$ 157 632 27
Supplemental Assessments	772 20	86 57	44 75	92 18	129 01	356 04
Insolvent Collections	666 39	2 65	--	113 82	2 88	483 07
Delinquent Collections	2 168 20	841 37	503 32	3 475 33	622 76	7 532 07
Penalty & Interest	1 077 28	399 02	285 57	1 061 84	209 85	2 853 47
Sundry Debits	93	01	21	1 01	22 67	20 72
CR. Insolvent List	1 586 80	531 19	--	376 61	1 098 68	12 538 84
Errors in Assessments	1 124 09	132 74	58 65	723 56	157 40	6 994 03
Delinquent List	2 655 67	2 074 45	1 051 31	2 606 08	1 133 72	19 444 99
Commissions & Fees:						
Collector for Collecting	4 938 47	1 108 56	150 82	3 076 87	1 382 19	3 137 98
Article 7331	148 49	--	38 22	222 56	40 71	508 26
Collector for Assessing	34 13	7 00	1 62	3 23	4 15	15 43
Assessor for Assessing	10 861 95	2 054 66	--	5 763 61	2 925 33	7 634 72
Discount	6 035 79	626 88	21 72	3 331 39	857 45	2 929 16
Sundry Credits	80 43	--	74 71	--	95 66	439 80
Article 7335	290 44	179 49	--	371 51	--	1 464 01
State Aid	--	--	80 17	--	182 41	--
Balance due State	28	86 25	--	--	--	38 44
TO: General Revenue Fund	552 65	229 17	200 55	1 176 64	176 19	1 729 30
Available School Fund	166 977 65	19 646 48	5 906 37	94 390 82	29 802 61	93 375 92
Confederate Pension Fund	9 586 40	1 156 63	355 20	5 534 65	1 713 37	5 428 55
College Building Fund	23 807 08	2 778 23	824 11	13 349 17	4 247 80	13 198 21
STATE POLL TAX:						
DR. Supplemental Assessments	13 389 00	3 221 50	1 838 50	3 612 00	4 739 50	9 767 00
Insolvent Collections	--	--	--	--	--	--
Delinquent Collections	--	--	--	18 45	--	--

	VICTORIA	WALKER	WALLER	WARD	WASHINGTON	WEBB
STATE POLL TAX: (Continued)						
CR. Commissions & Fees Paid:						
Collector for Collecting Article 7331	\$ 274 85	\$ 76 37	\$ 36 77	\$ 73 52	\$ 123 93	\$ 195 89
Collector for Assessing Poll Tax Fees	446 60	107 40	61 30	120 40	158 20	325 80
	1 501 35	278 49	158 94	315 90	409 26	1 137 60
TO: General Revenue Fund	3 717 39	919 49	526 91	1 039 91	1 345 99	2 698 94
Available School Fund	7 448 81	1 839 75	1 054 58	2 079 80	2 702 12	5 408 77
DEPOSITORY INTEREST:						
DR. Depository Interest Collected	--	--	--	--	--	--
TO: General Revenue Fund	--	--	--	--	--	--
Available School Fund	--	--	--	--	--	--
Confederate Pension Fund	--	--	--	--	--	--
College Building Fund	--	--	--	--	--	--
Total Debits	242 069 32	33 833 23	10 601 95	134 557 15	48 557 17	178 644 64
Total Credits	29 979 34	7 263 48	1 734 23	16 986 16	8 569 09	56 804 95
TOTAL NET COLLECTIONS	\$ 212 089 98	\$ 26 569 75	\$ 8 867 72	\$ 117 570 99	\$ 39 988 08	\$ 121 839 69
TO: General Revenue Fund	4 270 04	1 148 66	727 46	2 216 55	1 522 18	4 428 24
Available School Fund	174 426 46	21 486 23	6 960 95	96 470 62	32 504 73	98 784 69
Confederate Pension Fund	9 586 40	1 156 63	355 20	5 534 65	1 713 37	5 428 55
College Building Fund	23 807 08	2 778 23	824 11	13 349 17	4 247 80	13 198 21

TABLE NO. 181 Continued
 TAX ASSESSOR-COLLECTORS' ACCOUNTS FOR 1954

	WHARTON	WHEELER	WICHITA	WILBARGER	WILLACY	WILLIAMSON
AD VALOREM:						
DR. Charged on 1954 Rolls	\$ 315 282 06	\$ 44 981 93	\$ 310 728 81	\$ 87 123 03	\$ 64 369 97	\$ 78 809 65
Supplemental Assessments	627 07	197 99	765 16	441 62	2 68	173 68
Insolvent Collections	346 52	16 89	1 215 47	115 40	119 23	129 99
Delinquent Collections	1 431 24	993 18	6 435 38	1 592 58	2 151 31	1 816 34
Penalty & Interest	496 46	375 31	2 026 70	539 06	598 56	479 21
Sundry Debits	20 28	29	13 34	5 04	03	2 62
CR. Insolvent List	1 091 25	235 74	3 686 32	1 322 11	800 67	977 97
Errors in Assessments	1 180 50	70 12	9 633 52	376 92	402 36	117 81
Delinquent List	2 857 97	933 38	12 673 17	2 135 40	2 136 16	1 897 53
Commissions & Fees:						
Collector for Collecting	6 688 71	1 475 87	6 297 93	2 268 98	1 782 75	2 103 17
Article 7331	92 37	67 12	400 87	104 18	--	111 14
Collector for Assessing	3 01	10 03	36 83	27 16	12	8 84
Assessor for Assessing	14 180 91	2 518 15	17 044 31	4 737 09	3 313 36	5 274 41
Discount	8 428 67	1 100 10	7 105 62	2 159 65	1 583 38	1 891 41
Sundry Credits	303 71	919 37	--	--	--	5 43
Article 7335	--	--	--	--	--	--
State Aid	--	--	--	--	--	--
Balance due State	--	--	1 67	--	130 49	3 09
TO: General Revenue Fund	193 68	68 58	734 71	276 62	325 26	202 53
Available School Fund	235 936 54	32 643 32	219 645 20	63 674 46	47 305 17	57 351 44
Confederate Pension Fund	13 501 27	1 869 72	12 611 30	3 600 80	2 726 25	3 282 05
College Building Fund	33 695 04	4 654 09	31 313 41	9 073 36	6 735 81	8 184 67
STATE POLL TAX:						
DR. Supplemental Assessments	10 511 50	2 167 50	21 377 50	4 327 00	5 216 00	7 740 50
Insolvent Collections	--	--	--	--	--	--
Delinquent Collections	52 50	--	--	--	25 50	--

	WHARTON	WHEELER	WICHITA	WILBARGER	WILLACY	WILLIAMSON
STATE POLL TAX: (Continued)						
CR. Commissions & Fees Paid:						
Collector for Collecting Article 7331	\$ 215 47	\$ 52 00	\$ 491 34	\$ 94 01	\$ 113 84	\$ 182 11
Collector for Assessing Poll Tax Fees	2 62	--	--	--	--	--
	350 55	72 25	713 35	144 35	174 10	258 35
	1 059 30	187 20	2 259 86	500 16	495 43	669 14
TO: General Revenue Fund	2 976 09	618 68	5 959 02	1 194 35	1 482 41	2 205 10
Available School Fund	5 959 97	1 237 37	11 953 93	2 394 13	2 975 72	4 425 80
DEPOSITORY INTEREST:						
DR. Depository Interest Collected	--	--	--	--	--	--
TO: General Revenue Fund	--	--	--	--	--	--
Available School Fund	--	--	--	--	--	--
Confederate Pension Fund	--	--	--	--	--	--
College Building Fund	--	--	--	--	--	--
Total Debits	328 767 63	48 733 09	342 562 36	94 143 73	72 483 28	89 151 99
Total Credits	36 455 04	7 641 33	60 344 79	13 870 01	10 932 66	13 500 40
TOTAL NET COLLECTIONS	\$ 292 312 59	\$ 41 091 76	\$ 282 217 57	\$ 80 273 72	\$ 61 550 62	\$ 75 651 59
TO: General Revenue Fund	3 169 77	687 26	6 693 73	1 470 97	1 807 67	2 407 63
Available School Fund	241 946 51	33 880 69	231 599 13	66 068 59	50 280 89	61 777 24
Confederate Pension Fund	13 501 27	1 869 72	12 611 30	3 660 80	2 726 25	3 282 05
College Building Fund	33 695 04	4 654 09	31 313 41	9 073 36	6 735 81	8 184 67

TABLE NO. 181 Continued
 TAX ASSESSOR-COLLECTORS' ACCOUNTS FOR 1954

	WILSON	WINKLER	WISE	WOOD	YOAKUM	YOUNG
AD VALOREM:						
DR. Charged on 1954 Rolls	\$ 37 280 37	\$ 178 680 03	\$ 10 121 36	\$ 13 843 32	\$ 8 121 68	\$ 71 151 11
Supplemental Assessments	174 64	84 22	94 67	18 24	2 68	94 48
Insolvent Collections	35 15	27 69	7 10	52 04	52 50	55 91
Delinquent Collections	1 026 59	941 68	365 29	825 04	480 49	1 126 10
Penalty & Interest	596 62	456 90	238 58	422 92	184 89	387 15
Sundry Debits	9 65	--	--	2 04	47 21	3 90
CR. Insolvent List	610 56	141 53	677 56	326 25	56 23	1 184 92
Errors in Assessments	77 88	111 16	250 07	502 27	486 52	106 10
Delinquent List	1 230 30	1 017 24	1 925 77	3 036 89	1 015 56	2 336 42
Commissions & Fees:						
Collector for Collecting	1 316 79	4 046 81	158 88	225 96	146 68	1 944 80
Article 7331	76 81	--	27 74	57 23	30 06	70 26
Collector for Assessing	7 00	4 01	7 97	64	13	4 28
Assessor for Assessing	2 527 25	7 913 59	--	--	--	3 916 58
Discount	788 15	5 193 61	--	--	--	1 553 82
Sundry Credits	306 37	--	1 390 37	144 04	1 74	--
Article 7335	--	--	--	211 55	--	--
State Aid	--	--	--	--	--	--
Balance due State	--	96 39	--	5 89	--	--
TO: General Revenue Fund	327 75	354 08	109 84	170 50	59 97	177 84
Available School Fund	26 541 77	134 421 57	5 232 35	8 738 59	5 910 63	51 272 29
Confederate Pension Fund	1 552 78	7 720 71	312 31	511 57	340 91	2 939 16
College Building Fund	3 759 61	19 169 82	734 14	1 232 22	841 02	7 312 18
STATE POLL TAX:						
DR. Supplemental Assessments	3 238 00	2 992 00	2 789 00	3 419 50	1 470 00	4 026 00
Insolvent Collections	--	--	--	--	--	1 50
Delinquent Collections	--	6 25	61 50	--	7 50	12 00

STATE POLL TAX: (Continued)		WILSON	WINKLER	WISE	WOOD	YOAKUM	YOUNG
CR. Commissions & Fees Paid:							
Collector for Collecting Article 7331	\$ 76 09	\$ 60 15	\$ 57 01	\$ 68 39	\$ 29 49	\$ 88 73	
Collector for Assessing Poll Tax Fees	--	--	3 07	--	37	60	
	107 95	99 75	93 30	114 00	49 00	134 20	
	281 72	261 53	282 00	293 80	127 41	348 43	
TO: General Revenue Fund	923 81	858 67	799 85	980 84	423 74	1 155 84	
Available School Fund	1 848 43	1 718 15	1 615 27	1 962 47	847 49	2 311 70	
DEPOSITORY INTEREST:							
DR. Depository Interest Collected	--	--	--	--	--	--	--
TO: General Revenue Fund	--	--	--	--	--	--	--
Available School Fund	--	--	--	--	--	--	--
Confederate Pension Fund	--	--	--	--	--	--	--
College Building Fund	--	--	--	--	--	--	--
Total Debits	42 361 02	183 188 77	13 677 50	18 583 10	10 366 95	76 858 15	
Total Credits	7 406 87	18 945 77	4 873 74	4 986 91	1 943 19	11 689 14	
TOTAL NET COLLECTIONS	\$ 34 954 15	\$ 164 243 00	\$ 8 803 76	\$ 13 596 19	\$ 8 423 76	\$ 65 169 01	
TO: General Revenue Fund	1 251 56	1 212 75	909 69	1 151 34	483 71	1 333 68	
Available School Fund	28 390 20	136 139 72	6 847 62	10 701 06	6 758 12	53 583 99	
Confederate Pension Fund	1 552 78	7 720 71	312 31	511 57	340 91	2 939 16	
College Building Fund	3 759 61	19 169 82	734 14	1 232 22	841 02	7 312 18	

TABLE NO. 181 Continued
 TAX ASSESSOR-COLLECTORS' ACCOUNTS FOR 1954

	ZAPATA	ZAVALA	TOTAL
AD VALOREM:			
DR. Charged on 1954 Rolls	\$ 6 030 69	\$ 31 538 18	\$31 124 889 82
Supplemental Assessments	51 03	51 37	76 952 36
Insolvent Collections	22 68	73 00	103 397 18
Delinquent Collections	695 09	643 37	713 788 56
Penalty & Interest	173 67	311 36	252 204 92
Sundry Debits	10 12	156 55	927 708 12
CR. Insolvent List	114 15	955 76	404 864 76
Errors in Assessments	223 02	146 66	545 081 29
Delinquent List	3 209 38	1 711 26	1 011 737 43
Commissions & Fees:			
Collector for Collecting	171 84	1 180 48	708 857 27
Article 7331	42 27	45 55	40 286 99
Collector for Assessing	2 43	2 77	3 394 07
Assessor for Assessing	--	1 862 84	1 377 095 68
Discount	--	668 55	727 607 94
Sundry Credits	--	--	32 484 90
Article 7335	--	--	34 936 45
State Aid	--	--	1 078 172 72
Balance due State	--	--	1 033 298 75
TO: General Revenue Fund	42 46	173 98	141 799 98
Available School Fund	2 651 97	21 684 31	21 717 109 91
Confederate Pension Fund	153 83	1 262 59	1 252 214 24
College Building Fund	371 93	3 079 08	3 089 998 58
STATE POLL TAX:			
DR. Supplemental Assessments	2 020 50	2 298 50	1 914 535 50
Insolvent Collections	--	--	15 00
Delinquent Collections	16 50	23 25	2 722 59

	ZAPATA	ZAVALA	TOTAL
STATE POLL TAX: (Continued)			
CR. Commissions & Fees Paid:			
Collector for Collecting	\$ 101 85	\$ 49 18	\$ 40 839 16
Article 7331	82	1 16	124 36
Collector for Assessing	67 35	76 75	63 884 80
Poll Tax Fees	173 96	200 87	197 035 28
TO: General Revenue Fund	564 34	662 51	537 393 12
Available School Fund	1 128 68	1 331 28	1 077 996 37
DEPOSITORY INTEREST:			
DR. Depository Interest Collected	--	--	151 84
TO: General Revenue Fund	--	--	--
Available School Fund	--	--	126 52
Confederate Pension Fund	--	--	7 21
College Building Fund	--	--	18 11
Total Debits	9 020 28	35 095 58	35 116 365 89
Total Credits	4 107 07	6 901 83	7 299 701 85
TOTAL NET COLLECTIONS	\$ 4 913 21	\$ 28 193 75	\$27 816 664 04
TO: General Revenue Fund	606 80	836 49	679 193 10
Available School Fund	3 780 65	23 015 59	22 795 232 80
Confederate Pension Fund	153 83	1 262 59	1 252 221 45
College Building Fund	371 93	3 079 08	3 090 016 69

EX TAX ASSESSOR-COLLECTORS' ACCOUNTS FOR 1954

Showing The Kinds Of State Charges, Credits Allowed, Expense To The State
For Assessing And Collecting And Proration Of Net Amounts To The General Revenue Fund
Available School Fund, Confederate Pension Fund And College Building Fund.

	BASTROP	BRAZOS	CALLAHAN	CARSON	CASTRO	CHEROKEE
AD VALOREM:						
DR. Charged on 1954 Rolls	\$ 38 953 24 \$	-- \$	40 724 32 \$	91 885 22 \$	35 136 02 \$	--
Supplemental Assessments	7 79	72	17 54	1 121 81	13 84	34 91
Insolvent Collections	102 64	22 68	63 82	44 24	37 51	152 81
Delinquent Collections	800 81	491 86	549 92	430 18	932 50	757 94
Penalty & Interest	290 26	73 86	154 70	81 80	274 66	266 53
Sundry Debits	7 60	67 73	--	1 27	13	61 48
CR. Commissions & Fees:						
Collector for Collecting	1 175 03	11 78	1 163 76	2 333 29	1 151 06	51 66
Article 7331	--	28 16	--	25 30	60 10	50 23
Collector for Assessing	36	02	73	53 17	65	1 07
Assessor for Assessing	2 676 82	--	2 304 90	4 324 68	2 035 92	--
Discount	865 93	--	781 42	2 598 24	678 01	--
Sundry Credits	7 56	--	--	--	269 40	9 28
Uncollected Taxes 1954 Rolls	8 493 24	--	11 580 58	4 177 67	7 399 76	--
Article 7335	180 73	--	--	--	142 25	95 59
State Aid	--	181 35	--	--	--	--
Balance due State	75 48	58 20	--	1 31	08	52 21
TO: General Revenue Fund	203 13	58 33	97 93	27 63	130 99	205 23
Available School Fund	22 070 62	266 30	21 317 82	66 686 64	20 438 10	676 20
Confederate Pension Fund	1 269 80	15 50	1 226 89	3 811 93	1 180 13	48 90
College Building Fund	3 143 64	37 21	3 036 27	9 524 66	2 908 21	83 30
STATE POLL TAX:						
DR. Supplemental Assessments	1 503 00	--	610 50	583 00	1 089 00	--
Insolvent Collections	4 50	--	--	--	--	--
Delinquent Collections	39 00	--	21 00	3 00	--	--

STATE POLL TAX: (Continued)	BASTROP	BRAZOS	CALLAHAN	CARSON	CASTRO	CHEROKEE
CR. Commissions & Fees:						
Collector for Collecting Article 7331	\$ 50 07 \$	-- \$	\$ 17 50 \$	14 18 \$	37 05 \$	--
Collector for Assessing Poll Tax Fees	--	--	--	15	--	--
	50 15	--	20 35	19 45	36 30	--
	129 02	--	52 59	50 04	94 13	--
TO: General Revenue Fund	438 31	--	180 35	167 14	307 18	--
Available School Fund	878 95	--	360 71	335 04	614 34	--
Total Debits	41 708 84	656 85	42 141 80	94 150 52	37 483 66	1 273 67
Total Credits	13 704 39	279 51	15 921 83	13 597 48	11 904 71	260 04
TOTAL NET COLLECTIONS	\$ 28 004 45 \$	377 34 \$	26 219 97 \$	80 553 04 \$	25 578 95 \$	1 013 63
TO: General Revenue Fund	641 44	58 33	278 28	194 77	438 17	205 23
Available School Fund	22 949 57	266 30	21 678 53	67 021 68	21 052 44	676 20
Confederate Pension Fund	1 269 80	15 50	1 226 89	3 811 93	1 180 13	48 90
College Building Fund	3 143 64	37 21	3 036 27	9 524 66	2 908 21	83 30

TABLE NO. 182 Continued
EX TAX ASSESSOR-COLLECTORS' ACCOUNTS FOR 1954

	COLLINGSWORTH	COMANCHE	CROSBY	DELTA	DUVAL	DUVAL
AD VALOREM:						
DR. Charged on 1954 Rolls	\$ 26 318 24	\$ 33 587 05	\$ 31 745 50	\$ 17 677 75	\$ --	\$ 168 338 24
Supplemental Assessments	102 97	77 10	162 80	31 84	5 60	605 67
Insolvent Collections	17 55	3 51	99 03	49 18	1 76	2 94
Delinquent Collections	502 45	408 31	356 68	417 57	882 82	5 931 48
Penalty & Interest	142 35	134 60	65 32	80 24	192 81	3 289 88
Sundry Debits	--	23	--	15	--	--
CR. Commissions & Fees:						
Collector for Collecting	996 31	971 21	1 089 03	684 35	30 70	3 678 17
Article 7331	32 13	--	--	24 59	53 76	--
Collector for Assessing	5 25	2 71	7 30	1 52	23	26 82
Assessor for Assessing	1 823 88	2 342 17	1 956 70	1 473 38	--	7 459 83
Discount	554 07	525 01	650 21	370 25	--	4 696 20
Sundry Credits	--	--	--	126 04	1 03	--
Uncollected Taxes 1954 Rolls	5 772 07	13 380 91	6 063 57	4 199 68	--	9 885 19
Article 7335	--	--	--	53 32	--	--
State Aid	--	--	--	--	--	--
Balance due State	--	38 26	205 99	--	--	636 26
TO: General Revenue Fund	63 05	66 15	1 71	10 51	123 00	3 446 80
Available School Fund	14 864 54	14 069 85	18 712 49	9 427 67	729 11	123 615 42
Confederate Pension Fund	857 65	814 60	1 069 30	538 98	49 03	7 364 89
College Building Fund	2 114 61	1 999 93	2 673 03	1 346 44	96 13	17 358 63
STATE POLL TAX:						
DR. Supplemental Assessments	745 50	910 00	1 041 00	793 50	--	670 50
Insolvent Collections	--	--	--	--	--	--
Delinquent Collections	3 00	--	--	--	--	--

STATE POLL TAX: (Continued)		COLLINGSWORTH	COMANCHE	CROSBY	DELTA	DUVAL	DUVAL
CR.	Commissions & Fees:						
	Collector for Collecting	\$ 33 77	\$ 42 23	\$ 32 92	\$ 39 67	--	\$ 13 51
	Article 7331	15	--	--	--	--	--
	Collector for Assessing	24 85	30 35	34 70	26 45	--	22 35
	Poll Tax Fees	66 09	78 06	90 13	68 01	--	57 60
TO:	General Revenue Fund	207 88	252 87	294 42	219 80	--	192 34
	Available School Fund	415 76	506 49	588 83	439 57	--	384 70
	Total Debits	27 832 06	35 120 80	33 470 33	19 050 23	1 082 99	178 838 71
	Total Credits	<u>9 308 57</u>	<u>17 410 91</u>	<u>10 130 55</u>	<u>7 067 26</u>	<u>85 72</u>	<u>26 475 93</u>
	TOTAL NET COLLECTIONS	\$ 18 523 49	\$ 17 709 89	\$ 23 339 78	\$ 11 982 97	\$ 997 27	\$ 152 362 78
TO:	General Revenue Fund	270 93	319 02	296 13	230 31	123 00	3 639 14
	Available School Fund	15 280 30	14 576 34	19 301 32	9 867 24	729 11	124 000 12
	Confederate Pension Fund	857 65	814 60	1 069 30	538 98	49 03	7 364 89
	College Building Fund	2 114 61	1 999 93	2 673 03	1 346 44	96 13	17 358 63

TABLE NO. 182 Continued
EX TAX ASSESSOR-COLLECTORS' ACCOUNTS FOR 1954

	FANNIN	FOARD	FRIO	GAINES	GUADALUPE	HEMPHILL
AD VALOREM:						
DR. Charged on 1954 Rolls	\$ 51 896 19	\$ 18 985 08	\$ 52 119 52	\$ 216 508 09	\$ 79 602 36	\$ 33 357 74
Supplemental Assessments	264 71	55	9 60	451 10	89 45	30 95
Insolvent Collections	13 32	20 33	380 41	5 25	292 92	33 60
Delinquent Collections	1 575 31	270 45	782 99	482 60	1 629 06	252 83
Penalty & Interest	578 25	43 78	245 84	130 35	353 48	100 12
Sundry Debits	54 55	--	54 70	04	--	5 26
CR. Commissions & Fees:						
Collector for Collecting	1 255 06	808 69	1 478 92	4 688 44	1 772 73	1 192 91
Article 7331	--	15 59	49 10	30 61	96 36	17 45
Collector for Assessing	10 97	--	45	21 47	3 60	1 47
Assessor for Assessing	3 476 12	1 300 34	2 725 08	9 492 37	4 555 15	1 934 86
Discount	941 99	444 61	1 262 94	6 204 12	1 660 98	843 90
Sundry Credits	--	--	--	--	--	--
Uncollected Taxes 1954 Rolls	17 371 09	2 701 79	8 181 87	6 923 48	18 975 99	2 929 44
Article 7335	221 61	--	--	--	284 90	--
State Aid	--	--	--	--	--	--
Balance due State	214 30	--	5 62	21	2 068 41	--
TO: General Revenue Fund	363 98	7 18	106 97	100 96	117 05	68 88
Available School Fund	25 443 34	11 701 55	33 151 80	158 431 27	43 695 67	22 326 04
Confederate Pension Fund	1 493 94	669 58	1 905 95	9 059 83	2 498 80	1 284 45
College Building Fund	3 589 93	1 670 86	4 724 36	22 624 67	6 237 63	3 181 10
STATE POLL TAX:						
DR. Supplemental Assessments	1 728 50	546 00	439 50	433 50	1 782 00	604 50
Insolvent Collections	--	--	--	--	--	--
Delinquent Collections	96 21	--	--	--	--	--

STATE POLL TAX: (Continued)		FANNIN	FOARD	FRIO	GAINES	GUADALUPE	HEMPHILL
CR.	Commissions & Fees:						
	Collector for Collecting Article 7331	\$ 56 76 \$	27 30 \$	11 74 \$	9 22 \$	48 14 \$	19 21
	Collector for Assessing	--	--	--	--	--	--
	Poll Tax Fees	57 65	18 20	14 65	14 45	59 40	20 15
		148 29	46 80	38 06	38 43	153 39	51 82
TO:	General Revenue Fund	520 16	151 23	125 02	123 80	507 03	171 11
	Available School Fund	1 041 85	302 47	250 03	247 60	1 014 04	342 21
	Total Debits	56 207 04	19 866 19	54 032 56	218 010 93	83 749 27	34 385 00
	Total Credits	23 753 84	5 363 32	13 768 43	27 422 80	29 679 05	7 011 21
	TOTAL NET COLLECTIONS	\$ 32 453 20 \$	14 502 87 \$	40 264 13 \$	190 588 13 \$	54 070 22 \$	27 373 79
TO:	General Revenue Fund	884 14	158 41	231 99	224 76	624 08	239 99
	Available School Fund	26 485 19	12 004 02	33 401 83	158 678 87	44 709 71	22 668 25
	Confederate Pension Fund	1 493 94	669 58	1 905 95	9 059 83	2 498 80	1 284 45
	College Building Fund	3 589 93	1 670 86	4 724 36	22 624 67	6 237 63	3 181 10

TABLE NO. 182 Continued
EX TAX ASSESSOR-COLLECTORS' ACCOUNTS FOR 1954

	HOOD	HOPKINS	JIM HOGG	JIM WELLS	LAMAR	LEE
AD VALOREM:						
DR. Charged on 1954 Rolls	\$ 13 875 55	\$ 48 729 31	\$ 39 195 07	\$ 216 831 67	\$ 81 365 41	\$ 22 894 67
Supplemental Assessments	20 70	242 65	184 04	130 76	378 83	7 35
Insolvent Collections	7 46	9 53	46 20	27 00	152 36	13 44
Delinquent Collections	155 77	879 47	302 02	1 407 22	2 706 91	935 18
Penalty & Interest	21 69	287 16	55 35	447 46	1 157 92	516 22
Sundry Debits	583 49	91 05	07	--	364 97	--
CR. Commissions & Fees:						
Collector for Collecting	422 64	1 440 30	1 258 03	4 626 89	1 837 83	1 023 42
Article 7331	--	58 26	17 58	92 54	192 17	72 08
Collector for Assessing	1 59	14 95	5 61	6 62	12 85	74
Assessor for Assessing	1 071 86	3 042 70	2 086 42	9 780 88	4 904 09	1 800 62
Discount	227 96	1 224 84	963 68	6 065 80	1 692 60	506 67
Sundry Credits	27 95	--	62 78	--	387 76	04
Uncollected Taxes 1954 Rolls	5 468 03	6 324 46	5 896 67	11 413 40	21 558 01	864 86
Article 7335	--	161 60	--	--	582 00	--
State Aid	--	--	--	--	--	--
Balance due State	--	90 60	--	--	69 72	71
TO: General Revenue Fund	4 04	180 71	7 29	378 67	714 41	431 44
Available School Fund	6 200 49	31 423 09	24 570 99	155 399 87	45 136 55	16 374 77
Confederate Pension Fund	354 32	1 805 62	1 404 48	8 918 71	2 668 26	992 68
College Building Fund	885 78	4 472 04	3 509 22	22 160 73	6 370 15	2 298 83
STATE POLL TAX:						
DR. Supplemental Assessments	246 00	1 266 00	40 50	334 50	1 812 00	2 421 50
Insolvent Collections	--	--	--	--	--	--
Delinquent Collections	--	--	6 00	--	2 53	--

STATE POLL TAX: (Continued)		HOOD	HOPKINS	JIM HOGG	JIM WELLS	LAMAR	LEE
CR.	Commissions & Fees:						
	Collector for Collecting Article 7331	\$ 12 29	\$ 36 97	\$ 1 35	\$ 7 10	\$ 48 68	\$ 84 92
	Collector for Assessing	--	--	30	--	13	--
	Poll Tax Fees	8 20	42 20	1 35	11 15	60 65	80 80
		21 09	108 52	3 47	42 43	260 81	209 94
TO:	General Revenue Fund	68 14	359 44	13 35	91 28	477 56	680 67
	Available School Fund	136 28	718 87	26 68	182 54	966 70	1 365 17
	Total Debits	14 910 66	51 505 17	39 829 25	219 178 61	87 940 93	26 788 36
	Total Credits	7 261 61	12 545 40	10 297 24	32 046 81	31 607 30	4 644 80
	TOTAL NET COLLECTIONS	\$ 7 649 05	\$ 38 959 77	\$ 29 532 01	\$ 187 131 80	\$ 56 333 63	\$ 22 143 56
TO:	General Revenue Fund	72 18	540 15	20 64	469 95	1 191 97	1 112 11
	Available School Fund	6 336 77	32 141 96	24 597 67	155 582 41	46 103 25	17 739 94
	Confederate Pension Fund	354 32	1 805 62	1 404 48	8 918 71	2 668 26	992 68
	College Building Fund	885 78	4 472 04	3 509 22	22 160 73	6 370 15	2 298 83

TABLE NO. 182 Continued
EX TAX ASSESSOR-COLLECTORS' ACCOUNTS FOR 1954

	LUBBOCK	McCULLOCH	MEDINA	MITCHELL	MONTGOMERY	MORRIS
AD VALOREM:						
DR. Charged on 1954 Rolls	\$ 381 572 98	\$ 34 236 37	\$ 40 776 56	\$ 54 772 94	\$ 289 567 81	\$ 38 706 50
Supplemental Assessments	3 039 88	198 80	51 89	52 92	281 53	18 01
Insolvent Collections	2 853 54	93 91	100 93	70 68	5 08	1 68
Delinquent Collections	15 991 73	283 02	1 072 25	598 17	1 712 42	145 39
Penalty & Interest	4 557 10	58 81	317 91	96 82	902 49	38 77
Sundry Debits	38	2 96	--	4 08	14 506 79	--
CR. Commissions & Fees:						
Collector for Collecting	7 199 58	1 081 22	1 135 25	1 533 80	5 906 02	1 305 52
Article 7331	--	16 38	68 72	34 28	130 71	9 20
Collector for Assessing	148 87	10 48	2 08	2 58	9 87	2 61
Assessor for Assessing	19 765 61	2 286 00	2 497 09	3 116 88	12 860 33	2 212 80
Discount	8 265 49	686 74	746 69	1 380 34	7 866 96	1 081 38
Sundry Credits	14 70	42	94 35	4 20	10 030 86	--
Uncollected Taxes 1954 Rolls	45 898 27	9 433 87	14 030 54	7 202 99	19 302 13	2 264 49
Article 7335	3 214 22	--	--	--	--	--
State Aid	--	--	--	--	--	--
Balance due State	4 952 08	--	--	2 87	04	--
TO: General Revenue Fund	2 364 78	11 06	193 68	12 03	5 475 25	33 96
Available School Fund	263 551 64	17 790 95	19 630 09	35 254 54	204 497 35	26 668 13
Confederate Pension Fund	15 124 40	1 016 82	1 132 66	2 016 00	11 749 94	1 524 19
College Building Fund	37 515 97	2 539 93	2 788 39	5 035 10	29 146 66	3 808 07
STATE POLL TAX:						
DR. Supplemental Assessments	19 002 00	816 00	960 50	819 00	759 00	520 50
Insolvent Collections	--	--	--	--	--	--
Delinquent Collections	--	--	30 00	--	22 50	--

	LUBBOCK	MCCULLOCH	MEDINA	MITCHELL	MONTGOMERY	MORRIS
STATE POLL TAX: (Continued)						
CR. Commissions & Fees:						
Collector for Collecting Article 7331	\$ 385 03	\$ 30 11	\$ 35 41	\$ 22 68	\$ 15 63	\$ 16 18
Collector for Assessing Poll Tax Fees	633 80	27 20	32 05	27 30	25 30	17 35
	2 067 81	69 95	83 61	70 59	66 08	47 96
TO: General Revenue Fund	5 298 88	229 59	278 81	232 82	224 45	146 34
Available School Fund	10 616 48	459 15	559 12	465 61	448 91	292 67
Total Debits	427 017 61	35 689 87	43 310 04	56 414 61	307 757 62	39 430 85
Total Credits	92 545 46	13 642 37	18 727 29	13 398 51	56 215 06	6 957 49
TOTAL NET COLLECTIONS	\$ 334 472 15	\$ 22 047 50	\$ 24 582 75	\$ 43 016 10	\$ 251 542 56	\$ 32 473 36
TO: General Revenue Fund	7 663 66	240 65	472 49	244 85	5 699 70	180 30
Available School Fund	274 168 12	18 250 10	20 189 21	35 720 15	204 946 26	26 960 80
Confederate Pension Fund	15 124 40	1 016 82	1 132 66	2 016 00	11 749 94	1 524 19
College Building Fund	37 515 97	2 539 93	2 788 39	5 035 10	29 146 66	3 808 07

TABLE NO. 182 Continued
EX TAX ASSESSOR-COLLECTORS' ACCOUNTS FOR 1954

	SAN AUGUSTINE	SHELBY	SHERMAN	STARR	STEPHENS	SUTTON
AD VALOREM:						
DR. Charged on 1954 Rolls	\$ 20 393 36	\$ 31 101 63	\$ 59 092 52	\$ 116 270 85	\$ 46 658 28	\$ 23 909 90
Supplemental Assessments	15 65	358 92	6 55	142 49	23 96	55
Insolvent Collections	8 61	--	193 02	34 85	18 48	--
Delinquent Collections	514 56	273 39	360 33	1 472 99	323 06	35 13
Penalty & Interest	241 12	86 86	140 82	421 59	139 02	6 37
Sundry Debits	207 58	41 59	--	--	3 15	--
CR. Commissions & Fees:						
Collector for Collecting	710 64	1 056 79	1 676 97	2 654 72	1 346 27	987 95
Article 7331	37 73	18 01	23 06	--	22 96	2 08
Collector for Assessing	1 08	16 92	31	6 83	1 14	76
Assessor for Assessing	1 478 77	2 216 78	2 931 20	5 360 23	2 623 50	1 434 10
Discount	383 22	664 12	1 613 50	3 093 55	1 088 86	583 97
Sundry Credits	41 26	22 14	--	--	346 93	--
Uncollected Taxes 1954 Rolls	6 520 13	7 770 49	4 048 72	10 570 54	8 406 08	3 310 20
Article 7335	106 68	--	--	276 67	--	--
State Aid	--	--	--	--	--	--
Balance due State	152 30	72 75	1 13	134 48	--	24
TO: General Revenue Fund	134 95	51 80	83 11	205 75	24 61	2 84
Available School Fund	9 845 50	16 643 70	41 179 08	80 032 45	27 753 94	14 691 70
Confederate Pension Fund	578 19	957 21	2 359 40	4 595 72	1 588 64	839 55
College Building Fund	1 390 43	2 371 68	5 876 76	11 411 83	3 963 02	2 098 56
STATE POLL TAX:						
DR. Supplemental Assessments	565 50	694 00	769 50	154 50	714 00	478 50
Insolvent Collections	--	--	--	--	--	--
Delinquent Collections	--	--	--	31 16	--	--

STATE POLL TAX: (Continued)		SAN AUGUSTINE	SHELBY	SHERMAN	STARR	STEPHENS	SUTTON
CR.	Commissions & Fees:						
	Collector for Collecting Article 7331	\$ 28 28 \$	24 30 \$	21 04 \$	4 14 \$	21 37 \$	22 77
	Collector for Assessing Poll Tax Fees	--	--	--	--	--	--
		18 95	23 15	25 65	5 15	23 80	15 95
		49 63	60 96	66 34	15 90	61 59	41 01
TO:	General Revenue Fund	154 71	194 96	218 83	53 49	202 41	132 92
	Available School Fund	313 93	390 63	437 64	106 98	404 83	265 85
	Total Debits	21 946 38	32 556 39	60 562 74	118 528 43	47 879 95	24 430 45
	Total Credits	9 528 67	11 946 41	10 407 92	22 122 21	13 942 50	6 399 03
	TOTAL NET COLLECTIONS	\$ 12 417 71 \$	20 609 98 \$	50 154 82 \$	96 406 22 \$	33 937 45 \$	18 031 42
TO:	General Revenue Fund	289 66	246 76	301 94	259 24	227 02	135 76
	Available School Fund	10 159 43	17 034 33	41 616 72	80 139 43	28 158 77	14 957 55
	Confederate Pension Fund	578 19	957 21	2 359 40	4 595 72	1 588 64	839 55
	College Building Fund	1 390 43	2 371 68	5 876 76	11 411 83	3 963 02	2 098 56

TABLE NO. 182 Continued
EX TAX ASSESSOR-COLLECTORS' ACCOUNTS FOR 1954

	SWISHER	THROCKMORTON	TITUS	TYLER	UPSHUR	VAN ZANDT
AD VALOREM:						
DR. Charged on 1954 Rolls	\$ 35 350 47	\$ 44 552 85	\$ 38 412 67	\$ 41 574 75	\$ 76 269 28	\$ 137 373 44
Supplemental Assessments	46 88	38 05	14 05	08	91 38	69 73
Insolvent Collections	127 66	40 80	72 44	--	--	34 28
Delinquent Collections	740 90	317 41	874 26	529 31	175 28	481 24
Penalty & Interest	258 59	89 14	181 50	328 62	92 04	248 21
Sundry Debits	3 37	5 80	93 84	89 71	23 49	25
CR. Commissions & Fees:						
Collector for Collecting	1 103 68	1 253 01	1 324 16	1 221 09	1 992 07	2 993 15
Article 7331	--	19 82	52 06	42 90	13 37	36 27
Collector for Assessing	2 89	3 19	1 37	--	6 53	5 28
Assessor for Assessing	2 149 38	2 433 61	2 366 18	2 230 50	3 926 00	6 726 72
Discount	663 71	861 49	993 05	887 01	2 102 75	3 563 73
Sundry Credits	490 86	--	23 31	90 68	79 00	--
Uncollected Taxes 1954 Rolls	8 759 61	11 312 16	1 771 09	10 444 03	4 784 03	14 905 45
Article 7335	--	--	156 27	--	--	--
State Aid	--	--	--	--	--	--
Balance due State	--	5 65	1 51	--	202 15	--
TO: General Revenue Fund	90 33	86 21	37 76	273 09	53 55	196 25
Available School Fund	19 388 72	24 224 54	27 434 86	22 775 57	52 909 77	91 486 40
Confederate Pension Fund	1 117 77	1 385 20	1 572 16	1 335 93	3 030 22	5 246 83
College Building Fund	2 760 92	3 459 17	3 914 98	3 221 67	7 552 03	13 047 07
STATE POLL TAX:						
DR. Supplemental Assessments	1 347 00	426 00	3 340 50	298 50	673 50	986 50
Insolvent Collections	--	--	--	--	--	--
Delinquent Collections	--	--	34 50	--	--	--

	SWISHER	THROCKMORTON	TITUS	TYLER	UPSHUR	VAN ZANDT
STATE POLL TAX: (Continued)						
CR. Commissions & Fees:						
Collector for Collecting Article 7331	\$ 45 63	\$ 12 80	\$ 79 16	\$ 6 91	\$ 16 22	\$ 21 34
Collector for Assessing Poll Tax Fees	--	--	1 73	--	--	--
	44 90	14 20	111 40	9 95	22 50	32 90
	116 10	36 51	288 06	25 59	57 92	85 39
TO: General Revenue Fund	380 13	120 84	964 10	85 35	191 50	282 03
Available School Fund	760 24	241 65	1 930 55	170 70	385 36	564 84
Total Debits	37 874 87	45 470 05	43 023 76	42 820 97	77 324 97	139 193 65
Total Credits	13 376 76	15 952 44	7 169 35	14 958 66	13 202 54	28 370 23
TOTAL NET COLLECTIONS	\$ 24 498 11	\$ 29 517 61	\$ 35 854 41	\$ 27 862 31	\$ 64 122 43	\$ 110 823 42
TO: General Revenue Fund	470 46	207 05	1 001 86	358 44	245 05	478 28
Available School Fund	20 148 96	24 466 19	29 365 41	22 946 27	53 295 13	92 051 24
Confederate Pension Fund	1 117 77	1 385 20	1 572 16	1 335 93	3 030 22	5 246 83
College Building Fund	2 760 92	3 459 17	3 914 98	3 221 67	7 552 03	13 047 07

TABLE NO. 182 Continued
EX TAX ASSESSOR-COLLECTORS' ACCOUNTS FOR 1954

	WALLER	WISE	WOOD	YOAKUM	ZAPATA	GRAND TOTAL
AD VALOREM:						
DR. Charged on 1954 Rolls	\$ 136 535 97	\$ 43 957 50	\$ 203 096 29	\$ 183 819 72	\$ 18 483 39	\$3 456 212 27
Supplemental Assessments	18 45	83 21	45 91	4 51	7 43	8 604 11
Insolvent Collections	35 57	12 43	50 23	10 16	--	5 363 84
Delinquent Collections	881 96	665 15	2 159 80	607 94	499 96	54 557 98
Penalty & Interest	309 73	130 31	423 27	117 00	136 58	18 307 30
Sundry Debits	129 71	14 02	18 09	1 58	480 32	16 919 43
CR. Commissions & Fees:						
Collector for Collecting	3 117 96	1 250 00	4 325 11	4 024 15	637 55	84 978 87
Article 7331	59 39	--	128 80	36 19	31 83	1 699 77
Collector for Assessing	62	8 69	1 17	21	36	413 99
Assessor for Assessing	6 246 41	2 789 08	9 249 40	8 066 79	1 133 19	178 669 32
Discount	3 816 14	920 97	5 570 74	5 192 31	340 87	86 127 02
Sundry Credits	22 19	--	--	11 88	275 40	12 440 02
Uncollected Taxes 1954 Rolls	7 925 78	10 113 51	13 843 17	8 122 43	6 035 60	416 337 07
Article 7335	--	--	385 51	--	--	5 861 35
State Aid	271 72	--	--	--	--	453 07
Balance due State	--	--	17 68	--	204 47	9 264 71
TO: General Revenue Fund	92 98	77 20	122 29	46 25	70 82	16 656 59
Available School Fund	96 967 74	24 753 94	143 461 07	132 549 87	9 061 83	2 289 283 57
Confederate Pension Fund	5 564 06	1 415 39	8 206 17	7 578 68	528 44	131 767 79
College Building Fund	13 826 40	3 533 84	20 482 48	18 932 15	1 287 32	326 011 79
STATE POLL TAX:						
DR. Supplemental Assessments	883 50	1 215 00	1 101 00	403 50	130 50	56 659 00
Insolvent Collections	--	--	--	--	--	4 50
Delinquent Collections	--	13 50	--	3 00	6 00	311 40

	WALLER	WISE	WOOD	YOAKUM	ZAPATA	GRAND TOTAL
STATE POLL TAX: (Continued)						
CR. Commissions & Fees:						
Collector for Collecting Article 7331	\$ 20 50	\$ 34 56	\$ 24 14	8 85	6 82	1 548 45
Collector for Assessing Poll Tax Fees	--	--	--	15	30	5 54
	29 45	40 50	36 70	13 45	4 35	1 889 75
	76 11	104 14	94 63	35 36	12 34	5 442 30
TO: General Revenue Fund	252 47	349 77	315 18	116 22	37 56	16 012 44
Available School Fund	504 97	699 53	630 35	232 47	75 13	32 076 42
Total Debits	138 794 89	46 091 12	206 894 59	184 967 41	19 744 18	3 616 939 83
Total Credits	21 586 27	15 261 45	33 677 05	25 511 77	8 683 08	805 131 23
TOTAL NET COLLECTIONS	\$ 117 208 62	\$ 30 829 67	\$ 173 217 54	\$ 159 455 64	11 061 10	\$2 811 808 60
TO: General Revenue Fund	345 45	426 97	437 47	162 47	108 38	32 669 03
Available School Fund	97 472 71	25 453 47	144 091 42	132 782 34	9 136 96	2 321 359 99
Confederate Pension Fund	5 564 06	1 415 39	8 206 17	7 578 68	528 44	131 767 79
College Building Fund	13 826 40	3 533 84	20 482 48	18 932 15	1 287 32	326 011 79

TABLE NO. 183
SUMMARY OF TAX ASSESSOR-COLLECTORS' ACCOUNTS FOR 1954

	Collectors Table No. 181	Ex-Collectors Table No. 182	Total
AD VALOREM:			
DR. Charged on 1954 Rolls	\$31 124 889 82	\$ 3 456 212 27	\$34 581 102 09
Supplemental Assessments	76 952 36	8 604 11	85 556 47
Insolvent Collections	103 397 18	5 363 84	108 761 02
Delinquent Collections	713 788 56	54 557 98	768 346 54
Penalty & Interest	252 204 92	18 307 30	270 512 22
Miscellaneous Debits	927 708 12	16 919 43	944 627 55
Total Debits	<u>\$33 198 940 96</u>	<u>\$ 3 559 964 93</u>	<u>\$36 758 905 89</u>
CR. Errors in Assessment	\$ 545 081 29	\$ --	\$ 545 081 29
Insolvent List	404 864 76	--	404 864 76
Delinquent List	1 011 737 43	--	1 011 737 43
Commissions and Fees:			
Collector for Collecting	708 857 27	84 978 87	793 836 14
Assessor for Assessing	1 377 095 68	178 669 32	1 555 765 00
Collector for Assessing	3 394 07	413 99	3 808 06
On Delinquent Payments:			
Article 7331	40 286 99	1 699 77	41 986 76
Article 7335	34 936 45	5 861 35	40 797 80
Discounts	727 607 94	86 127 02	813 734 96
Miscellaneous Credits	32 484 90	12 440 02	44 924 92
Tax Remissions	1 078 172 72	453 07	1 078 625 79
Balance due State	1 033 298 75	9 264 71	1 042 563 46
Uncollected Taxes 1954 Rolls	—	416 337 07	416 337 07
Total Credits	<u>\$ 6 997 818 25</u>	<u>\$ 796 245 19</u>	<u>\$ 7 794 063 44</u>
Net Ad Valorem Tax	<u>\$26 201 122 71</u>	<u>\$ 2 763 719 74</u>	<u>\$28 964 842 45</u>

	Collectors Table No. 181	Ex-Collectors Table No. 182	Total
POLL TAX:			
DR. Supplemental Assessments	\$ 1 914 535 50	\$ 56 659 00	\$ 1 971 194 50
Insolvent Collections	15 00	4 50	19 50
Delinquent Collections	2 722 59	311 40	3 033 99
Total Debits	<u>\$ 1 917 273 09</u>	<u>\$ 56 974 90</u>	<u>\$ 1 974 247 99</u>
CR. Commissions and Fees Paid:			
Collector for Collecting	\$ 40 839 16	\$ 1 548 45	\$ 42 387 61
Article 7331	124 36	5 54	129 90
Collector for Assessing	63 884 80	1 889 75	65 774 55
Poll Tax Fees	197 035 28	5 442 30	202 477 58
Total Credits	<u>\$ 301 883 60</u>	<u>\$ 8 886 04</u>	<u>\$ 310 769 64</u>
Net Poll Tax	\$ 1 615 389 49	\$ 48 088 86	\$ 1 663 478 35
Depository Interest	\$ 151 84	\$ --	\$ 151 84
TOTAL NET COLLECTIONS	<u>\$27 816 664 04</u>	<u>\$ 2 811 808 60</u>	<u>\$30 628 472 64</u>

Summary Showing The Net Current Levy For 1954
 And The Percentage Of Delinquency And Collections In Ad Valorem Taxes
 At The Close Of The Year Ending June 30, 1955

	Amount	Percentage
AD VALOREM:		
Charged on 1954 Rolls	\$34 581 102 09	
Supplemental Assessments	<u>85 556 47</u>	
	\$34 666 658 56	
Less: Assessment Errors	<u>545 081 29</u>	
Net Total Levy	\$34 121 577 27	100.00%
Less:		
Insolvent List	\$ 404 864 76	
Delinquent List	<u>1 011 737 43</u>	4.15%
AMOUNT COLLECTED	<u>\$32 704 975 08</u>	95.85%

TABLE NO. 185

Showing State Tax Rate For The Years 1907-1955, Inclusive,
And The Total Value Of Property Assessed Each Year

Year	RATE OF TAX				Total Valuation	Total Valuation For State Use
	General Revenue	Available School	Confederate Pensions	College Building		
1907	\$.12 1/2	\$.20	\$	\$	\$1 635 297 115	\$
1908	.06 1/4	.16 2/3			2 174 122 480	
1909	.05	.16 2/3			2 300 803 626	
1910	.04	.16 2/3			2 388 500 124	
1911	.12 1/2	.16 2/3			2 515 632 745	
1912	.10	.16 2/3			2 532 710 050	
1913	.23	.17	.05		2 680 907 991	
1914	.12 1/2	.20	.05		2 743 078 976	
1915	.30	.20	.05		2 755 171 793	
1916	.20	.20	.05		2 748 310 775	
1917	.35	.20	.05		2 871 442 269	
1918	.30	.20	.05		3 012 819 287	
1919	.35	.35	.05		3 200 295 295	
1920	.22	.35	.05		3 390 953 149	
1921	.22	.35	.05		3 455 360 089	
1922	.35	.35	.05		3 242 266 587	
1923	.35	.35	.05		3 423 103 371	
1924	.35	.35	.05		3 419 091 814	
1925	.35	.35	.07		3 526 581 523	
1926	.23	.35	.07		3 644 823 070	
1927	.25	.35	.07		3 899 958 777	
1928	.22	.35	.07		3 961 426 097	
1929	.30	.31	.07		4 210 105 462	
1930	.27	.35	.07		4 328 212 712	
1931	.32	.35	.07		4 241 682 299	

Year	RATE OF TAX				Total Valuation	Total Valuation For State Use
	General Revenue	Available School	Confederate Pensions	College Building		
1932	\$.27	\$.35	\$.07	\$	\$3 962 841 346	\$ *
1933	.35	.35	.07		3 764 139 512	3 198 117 451
1934	.35	.35	.07		3 797 562 169	3 207 089 642
1935	.35	.20	.07		3 800 046 096	3 191 608 321
1936	.35	.20	.07		3 856 838 697	3 247 532 305
1937	.35	.07	.07		4 058 093 921	3 423 408 761
1938	.35	.07	.07		4 145 625 416	3 497 875 883
1939	.35	.35	.07		4 213 395 437	3 546 383 311
1940	.35	.27	.07		4 273 321 619	3 580 407 685
1941	.35	.16	.07		4 446 949 546	3 718 023 450
1942	.35	.33	.07		4 602 438 557	3 859 999 128
1943	.35	.10	.02		4 676 337 873	3 911 517 620
1944	.35	.18	.02		4 814 280 482	4 030 554 143
1945	.35	.35	.02		4 983 270 005	4 168 149 237
1946	--	.35	.02		5 123 583 409	4 290 276 993
1947	.35	.35	.02		5 629 589 189	4 726 788 006
1948	--	.35	.02	.05	6 101 923 330	5 149 071 626
1949	.30	.35	.02	.05	6 735 553 892	5 686 915 926
1950	.30	.35	.02	.05	7 160 058 064	6 005 732 164
1951	--	.35	.02	.05	7 897 253 947	6 644 865 700
1952	--	.35	.02	.05	8 409 568 357	7 092 796 654
1953	--	.35	.02	.05	8 894 419 503	7 508 679 884
1954	--	.35	.02	.05	9 329 271 083	7 849 372 739
1955	--	.35	.02	.05	9 897 990 815	8 325 513 414

*Prior to the Homestead Exemption Amendment
The State Used The Total Value of The County Rolls.

PROPERTY ASSESSED FOR TAXATION AS SHOWN BY 1955 TAX ROLLS

	ANDERSON	ANDREWS	ANGELINA	ARANSAS	ARCHER
Land Assessed in Acres	\$ 21 181 500	\$ 46 467 290	\$ 6 239 080	\$ 12 425 194	\$ 10 610 380
Town Lots	7 255 295	3 676 232	6 754 010	1 986 535	605 700
Horses and Mules	---	---	4 000	460	8 160
Cattle	30 000	---	190 000	110 005	318 960
Jacks and Jennets	---	---	90	90	---
Sheep	---	---	400	---	920
Goats	---	---	250	---	---
Hogs	---	---	15 000	125	2 500
Dogs	250	---	100	---	200
Vehicles	90 000	---	100 000	1 820	580 250
Goods and Merchandise	410 000	2 933 982	2 250 000	64 615	80 500
Materials and Manufactured Articles	150 000	---	3 000 000	4 950	---
Manufacturer's Tools and Implements	200 000	---	700 000	25 365	85 500
Steam Engines and Boilers	50 000	---	25 000	---	---
Money and Credits of Banks and Bankers	---	---	---	---	---
Money on Hand or on Deposit	---	---	---	---	---
Credits of Others Than Banks	---	---	---	---	---
Stocks and Bonds	---	---	---	---	---
Shares of Capital Stock Companies	---	---	---	---	---
Property of Companies and Corporations	332 500	---	1 000 000	2 067 720	---
Miscellaneous Property	1 565 720	---	425 430	56 780	365 795
State and National Banks	396 135	---	211 250	18 750	7 500
Railroads Assessed in Miles	1 015 860	---	873 840	39 360	102 700
Rolling Stock	209 560	---	265 280	36 880	39 800
Intangible Value (Railroads)	31 260	---	173 800	7 580	15 360

	ANDERSON	ANDREWS	ANGELINA	ARANSAS	ARCHER
Street Railways and Interurbans	\$ ---	\$ ---	\$ ---	\$ ---	\$ ---
Telephone and Telegraph Lines	74 200	---	517 460	2 900	207 440
Steam and Other Vessels	---	---	---	46 460	---
Pipe Lines	1 052 690	1 956 500	1 563 620	218 910	1 119 110
Intangible Value (Pipe Lines)	272 680	740 370	369 130	43 400	534 250
Intangible Value (Trucks and Buses)	<u>73 570</u>	<u>204 805</u>	<u>130 820</u>	<u>21 560</u>	<u>92 315</u>
Total Value	\$ 34 391 220	\$ 55 979 179	\$ 24 808 560	\$ 17 179 459	\$ 14 777 340
Total Value for State	\$ 27 862 760	\$ 52 689 510	\$ 18 839 723	\$ 16 440 819	\$ 14 016 180
State Tax	\$ 117 023 90	\$ 221 294 45	\$ 79 126 34	\$ 69 054 87	\$ 58 862 01
Supplemental Value for Back Years	---	---	---	---	---
Supplemental Tax for Back Years	<u>---</u>	<u>---</u>	<u>---</u>	<u>---</u>	<u>---</u>
Number of Acres	739 431	1 029 243	512 588	137 391	570 629
Number of Horses and Mules	---	---	200	31	408
Number of Cattle	15 000	---	24 800	7 345	26 580
Number of Jacks and Jennets	---	---	9	6	---
Number of Sheep	---	---	80	---	460
Number of Goats	---	---	50	---	---
Number of Hogs	---	---	1 600	25	500
Number of Dogs	10	---	2	---	20
Number of Vehicles	---	---	15 500	10	2 110
Number of Miles Railroads	58.74	---	110.73	9.84	20.14
Average Value of Land	\$ 28.50	\$ 45.00	\$ 12.00	\$ 8.75	\$ 17.00
Rate of County Tax	<u>1.25</u>	<u>1.50</u>	<u>.95</u>	<u>1.00</u>	<u>1.25</u>

TABLE NO. 186 Continued
 PROPERTY ASSESSED FOR TAXATION AS SHOWN BY 1955 TAX ROLLS

	ARMSTRONG	ATASCOSA	AUSTIN	BALLEY	BANDERA
Land Assessed in Acres	\$ 2 132 488	\$ 20 447 857	\$ 15 600 930	\$ 7 039 684	\$ 2 276 167
Town Lots	360 900	2 348 519	2 134 650	1 902 110	820 757
Horses and Mules	8 755	43 000	24 600	1 200	9 640
Cattle	546 870	669 525	614 340	56 000	124 900
Jacks and Jennets	---	---	---	---	---
Sheep	660	1 150	860	---	85 679
Goats	---	320	---	---	85 844
Hogs	928	9 150	5 520	16 000	560
Dogs	15	500	760	---	250
Vehicles	277 790	723 275	1 481 270	640 000	480 791
Goods and Merchandise	72 793	355 610	457 840	60 000	50 650
Materials and Manufactured Articles	---	7 310	---	416 807	9 297
Manufacturer's Tools and Implements	371 630	2 630	343 890	---	101 400
Steam Engines and Boilers	---	---	---	---	---
Money and Credits of Banks and Bankers	---	---	8 080	---	5 200
Money on Hand or on Deposit	17 840	---	---	---	---
Credits of Others Than Banks	---	---	---	---	---
Stocks and Bonds	---	---	33 160	50 120	---
Shares of Capital Stock Companies	---	---	---	---	---
Property of Companies and Corporations	92 489	---	---	---	131 624
Miscellaneous Property	67 663	159 025	236 800	228 680	14 546
State and National Banks	19 100	101 500	481 640	100 000	75 000
Railroads Assessed in Miles	252 340	273 860	931 940	165 000	---
Rolling Stock	64 355	12 620	173 910	22 040	---
Intangible Value (Railroads)	241 510	24 170	170 270	64 946	---

	ARMSTRONG	ATASCOSA	AUSTIN	BAILEY	BANDERA
Street Railways and Interurbans	\$ ---	\$ ---	\$ ---	\$ ---	\$ ---
Telephone and Telegraph Lines	21 040	546 020	377 190	89 431	101 552
Steam and Other Vessels	---	---	---	---	---
Pipe Lines	---	697 840	1 226 460	26 150	254 400
Intangible Value (Pipe Lines)	---	171 120	356 790	---	78 800
Intangible Value (Trucks and Buses)	<u>32 910</u>	<u>159 700</u>	<u>83 870</u>	<u>25 040</u>	<u>12 250</u>
Total Value	\$ 4 582 076	\$ 26 754 701	\$ 24 744 770	\$ 10 903 202	\$ 4 719 307
Total Value for State	\$ 4 149 018	\$ 24 078 206	\$ 19 460 570	\$ 8 698 529	\$ 4 161 881
State Tax	\$ 17 425 87	\$ 101 130 99	\$ 81 732 88	\$ 36 534 53	\$ 17 479 94
Supplemental Value for Back Years	---	---	---	---	---
Supplemental Tax for Back Years	---	---	---	---	---
Number of Acres	581 645	766 404	413 042	521 879	399 870
Number of Horses and Mules	311	1 720	1 745	60	482
Number of Cattle	17 039	26 781	29 006	2 800	4 996
Number of Jacks and Jennets	---	---	---	---	---
Number of Sheep	305	230	467	---	31 156
Number of Goats	---	160	---	---	31 216
Number of Hogs	160	915	1 239	1 600	56
Number of Dogs	1	20	16	---	10
Number of Vehicles	890	3 766	6 661	3 200	1 621
Number of Miles Railroads	32.56	94.83	90.23	19.68	---
Average Value of Land	\$ 4.00	\$ 26.50	\$ 37.50	\$ 13.00	\$ 5.70
Rate of County Tax	<u>1.16</u>	<u>1.08</u>	<u>1.00</u>	<u>.95</u>	<u>1.10</u>

TABLE NO. 186 Continued
PROPERTY ASSESSED FOR TAXATION AS SHOWN BY 1955 TAX ROLLS

	BASTROP	BAYLOR	BEE	BELL	BEKAR
Land Assessed in Acres	\$ 4 955 820	\$ 6 183 169	\$ 13 455 610	\$ 10 210 419	\$ 23 836 360
Town Lots	3 155 350	1 442 000	3 483 820	16 816 565	280 677 260
Horses and Mules	---	7 000	11 660	---	24 370
Cattle	500 000	850 000	531 700	---	477 880
Jacks and Jennets	---	---	---	---	---
Sheep	1 500	600	420	---	33 840
Goats	300	---	3 320	---	31 500
Hogs	---	6 000	1 950	---	27 530
Dogs	1 000	150	570	---	350
Vehicles	800 000	800 000	1 213 440	998 000	4 474 050
Goods and Merchandise	350 000	160 000	574 460	285 000	16 477 030
Materials and Manufactured Articles	5 000	---	---	321 250	2 466 680
Manufacturer's Tools and Implements	110 000	212 284	476 870	392 000	4 786 590
Steam Engines and Boilers	---	---	---	---	1 892 230
Money and Credits of Banks and Bankers	---	---	---	---	927 350
Money on Hand or on Deposit	---	---	72 770	---	1 582 480
Credits of Others Than Banks	---	---	---	---	499 460
Stocks and Bonds	2 000	---	---	---	239 290
Shares of Capital Stock Companies	---	---	---	---	480 120
Property of Companies and Corporations	---	25 850	---	698 000	208 760
Miscellaneous Property	795 000	---	2 162 750	5 191 176	4 690 170
State and National Banks	109 930	22 500	200 800	993 757	8 411 570
Railroads Assessed in Miles	983 330	214 440	498 240	1 011 980	2 368 240
Rolling Stock	208 330	70 640	233 450	170 810	508 600
Intangible Value (Railroads)	83 540	27 260	110 480	211 110	304 750

	BASTROP	BAYLOR	BEE	BELL	BEXAR
Street Railways and Interurbans	\$ ---	\$ ---	\$ ---	\$ ---	\$ ---
Telephone and Telegraph Lines	205 000	450 455	414 970	566 958	6 874 840
Steam and Other Vessels	---	---	---	---	---
Pipe Lines	609 770	171 430	1 237 300	84 560	595 820
Intangible Value (Pipe Lines)	286 780	156 030	179 000	34 840	23 660
Intangible Value (Trucks and Buses)	64 860	57 010	146 970	247 400	549 560
Total Value	\$ 13 227 510	\$ 10 856 818	\$ 25 010 550	\$ 38 233 825	\$363 470 340
Total Value for State	\$ 9 337 660	\$ 9 218 603	\$ 22 419 970	\$ 24 262 715	\$249 470 420
State Tax	\$ 39 218 13	\$ 38 717 93	\$ 94 162 72	\$ 101 903 72	\$ 1 047 776 20
Supplemental Value for Back Years	---	---	---	---	380 690
Supplemental Tax for Back Years	---	---	---	---	1 623 58
Number of Acres	535 641	742 616	550 566	601 678	684 677
Number of Horses and Mules	---	700	745	---	1 568
Number of Cattle	18 000	30 000	24 207	---	31 809
Number of Jacks and Jennets	---	---	---	---	---
Number of Sheep	1 000	200	334	---	11 258
Number of Goats	300	---	3 277	---	9 204
Number of Hogs	---	600	203	---	5 159
Number of Dogs	10	15	25	---	7
Number of Vehicles	5 000	4 200	3 742	25 320	23 270
Number Miles Railroads	94.38	35.74	62.28	99.17	191.48
Average Value of Land	\$ 9.10	\$ 8.00	\$ 24.45	\$ 16.50	\$ 33.60
Rate of County Tax	.80	1.38	1.30	.67	1.75

TABLE NO. 186 Continued
PROPERTY ASSESSED FOR TAXATION AS SHOWN BY 1955 TAX ROLLS

	BLANCO	BORDEN	BOSQUE	BOWIE	BRAZORIA
Land Assessed in Acres	\$ 2 087 666	\$ 1 780 925	\$ 5 457 270	\$ 5 409 280	\$159 802 455
Town Lots	431 391	9 760	1 789 770	10 123 180	8 550 868
Horses and Mules	5 640	3 000	7 900	52 230	16 310
Cattle	206 521	182 045	750 000	169 730	976 020
Jacks and Jennets	---	---	---	---	---
Sheep	138 306	42 000	53 000	---	420
Goats	134 760	---	99 000	---	---
Hogs	980	100	800	---	100
Dogs	750	---	100	---	910
Vehicles	272 559	53 500	1 270 000	608 760	2 116 470
Goods and Merchandise	65 901	---	370 000	836 310	9 913 070
Materials and Manufactured Articles	12 425	---	35 000	393 570	---
Manufacturer's Tools and Implements	88 488	13 040	497 700	267 690	8 990 260
Steam Engines and Boilers	---	---	---	---	2 164 230
Money and Credits of Banks and Bankers	---	---	---	398 540	---
Money on Hand or on Deposit	---	---	---	24 690	---
Credits of Others Than Banks	---	---	---	---	---
Stocks and Bonds	55 943	---	14 000	---	---
Shares of Capital Stock Companies	---	---	---	---	---
Property of Companies and Corporations	89 592	13 865 900	---	---	---
Miscellaneous Property	9 750	352 530	26 520	243 805	2 730 330
State and National Banks	25 000	---	131 080	327 240	970 635
Railroads Assessed in Miles	---	---	566 080	1 330 010	1 036 010
Rolling Stock	---	---	133 200	194 110	313 750
Intangible Value (Railroads)	---	---	150 860	695 180	139 720

	BLANCO	BORDEN	BOSQUE	BOWIE	BRAZORIA
Street Railways and Interurbans	\$ ---	\$ ---	\$ ---	\$ ---	\$ ---
Telephone and Telegraph Lines	2 620	84 230	7 510	1 274 690	1 067 260
Steam and Other Vessels	---	---	---	---	229 550
Pipe Lines	336 255	397 820	1 001 540	---	2 923 495
Intangible Value (Pipe Lines)	215 300	163 220	109 430	30 980	330 550
Intangible Value (Trucks and Buses)	<u>31 990</u>	<u>20 470</u>	<u>37 760</u>	<u>395 450</u>	<u>143 580</u>
Total Value	\$ 4 211 837	\$ 16 968 540	\$ 12 508 520	\$ 22 775 445	\$202 465 993
Total Value for State	\$ 3 515 754	\$ 16 899 170	\$ 9 559 910	\$ 15 295 225	\$196 479 263
State Tax	\$ 14 766 32	\$ 70 976 03	\$ 40 151 92	\$ 64 239 77	\$ 1 033 017 15
Supplemental Value for Back Years	---	---	---	---	---
Supplemental Tax for Back Years	<u>---</u>	<u>---</u>	<u>---</u>	<u>---</u>	<u>---</u>
Number of Acres	447 781	569 741	596 378	486 952	859 134
Number of Horses and Mules	526	200	390	2 432	1 631
Number of Cattle	9 390	9 803	22 000	16 973	64 677
Number of Jacks and Jennets	---	---	---	---	---
Number of Sheep	46 269	16 800	15 000	---	211
Number of Goats	45 189	---	33 000	---	---
Number of Hogs	191	20	160	---	32
Number of Dogs	18	---	2	---	19
Number of Vehicles	1 105	535	2 900	13 234	21 948
Number of Miles Railroads	---	---	78.00	68.62	150.02
Average Value of Land	\$ 4.65	\$ 3.10	\$ 9.00	\$ 11.00	\$ 186.00
Rate of County Tax	<u>.66</u>	<u>1.10</u>	<u>.63</u>	<u>.80</u>	<u>1.24</u>

TABLE NO. 186 Continued
 PROPERTY ASSESSED FOR TAXATION AS SHOWN BY 1955 TAX ROLLS

	BRAZOS	BREWSTER	BRISCOE	BROOKS	BROWN
Land Assessed in Acres	\$ 4 952 662	\$ 7 001 680	\$ 2 694 000	\$ 23 739 500	\$ 5 580 585
Town Lots	12 925 990	2 084 860	388 105	1 028 433	8 328 280
Horses and Mules	2 300	12 900	2 000	12 540	6 560
Cattle	575 000	441 590	590 500	378 100	357 130
Jacks and Jennets	---	830	---	---	---
Sheep	5 800	272 550	1 500	---	122 930
Goats	5 600	31 460	---	---	48 610
Hogs	---	20	2 000	42	120
Dogs	---	10	---	---	---
Vehicles	584 615	---	123 000	137 880	504 610
Goods and Merchandise	1 037 200	394 350	210 000	176 977	430 070
Materials and Manufactured Articles	---	---	20 000	---	239 730
Manufacturer's Tools and Implements	---	70 720	285 000	70 018	310 910
Steam Engines and Boilers	15 000	---	---	---	---
Money and Credits of Banks and Bankers	---	---	---	---	---
Money on Hand or on Deposit	---	---	---	---	---
Credits of Others Than Banks	---	---	---	---	---
Stocks and Bonds	---	---	---	---	10 000
Shares of Capital Stock Companies	---	---	---	---	---
Property of Companies and Corporations	---	---	---	---	---
Miscellaneous Property	806 960	48 130	249 460	1 083 259	885 185
State and National Banks	453 565	74 500	37 500	54 000	120 000
Railroads Assessed in Miles	908 000	775 980	127 240	242 210	539 255
Rolling Stock	255 670	305 320	47 615	124 370	118 640
Intangible Value (Railroads)	252 960	416 260	44 060	49 440	122 990

	BRAZOS	BREWSTER	BRISCOE	BROOKS	BROWN
Street Railways and Interurbans	\$ ---	\$ ---	\$ ---	\$ ---	\$ ---
Telephone and Telegraph Lines	90 410	198 360	142 248	136 690	42 420
Steam and Other Vessels	---	---	---	---	---
Pipe Lines	807 890	---	---	1 015 100	364 560
Intangible Value (Pipe Lines)	219 870	---	---	81 670	79 020
Intangible Value (Trucks and Buses)	86 060	52 620	23 140	66 030	86 560
Total Value	\$ 23 985 552	\$ 12 182 140	\$ 4 987 368	\$ 28 396 259	\$ 18 298 165
Total Value for State	\$ 15 583 592	\$ 11 373 300	\$ 4 382 032	\$ 27 666 760	\$ 12 933 875
State Tax	\$ 65 451 33	\$ 47 767 49	\$ 18 405 34	\$ 116 197 96	\$ 54 319 06
Supplemental Value for Back Years	---	---	---	---	---
Supplemental Tax for Back Years	---	---	---	---	---
Number of Acres	365 100	3 123 301	579 106	616 972	604 735
Number of Horses and Mules	200	1 180	200	754	300
Number of Cattle	23 000	15 728	19 000	19 243	12 030
Number of Jacks and Jennets	---	80	---	---	---
Number of Sheep	2 200	79 178	500	---	39 520
Number of Goats	2 700	13 185	---	---	23 374
Number of Hogs	---	16	200	17	45
Number of Dogs	---	1	---	---	---
Number of Vehicles	4 700	---	2 350	490	---
Number of Miles Railroads	165.93	107.49	24.09	33.18	65.00
Average Value of Land	\$ 13.50	\$ 2.25	\$ 4.65	\$ 38.00	\$ 9.20
Rate of County Tax	.80	.72	.95	1.60	1.20

TABLE NO. 186 Continued
PROPERTY ASSESSED FOR TAXATION AS SHOWN BY 1955 TAX ROLLS

	BURLESON	BURNET	CALDWELL	CALHOUN	CALLAHAN
Land Assessed in Acres	\$ 4 385 830	\$ 3 550 585	\$ 9 803 580	\$ 21 259 178	\$ 7 643 433
Town Lots	1 233 285	1 394 085	2 803 025	2 694 078	863 215
Horses and Mules	10 000	13 070	3 200	3 830	2 615
Cattle	250 000	434 470	368 810	212 115	360 160
Jacks and Jennets	---	---	---	---	---
Sheep	---	266 210	1 040	185	6 929
Goats	---	91 800	---	5	5 644
Hogs	---	4 690	1 800	---	50
Dogs	---	---	---	---	520
Vehicles	919 140	909 110	501 180	389 420	699 720
Goods and Merchandise	120 000	182 010	376 340	558 310	153 366
Materials and Manufactured Articles	20 500	127 440	---	39 627	---
Manufacturer's Tools and Implements	95 000	147 790	343 210	5 223 929	185 740
Steam Engines and Boilers	---	---	29 180	4 499 740	---
Money and Credits of Banks and Bankers	20 000	---	5 000	---	---
Money on Hand or on Deposit	---	9 200	---	---	---
Credits of Others Than Banks	---	---	---	---	---
Stocks and Bonds	---	---	---	---	8 500
Shares of Capital Stock Companies	---	---	---	---	---
Property of Companies and Corporations	607 000	9 720	298 355	21 950	146 670
Miscellaneous Property	68 030	117 430	299 780	975 437	19 314
State and National Banks	189 765	52 500	293 970	62 500	75 530
Railroads Assessed in Miles	653 760	263 910	329 835	135 480	301 170
Rolling Stock	162 250	152 030	78 450	121 850	76 270
Intangible Value (Railroads)	252 610	31 230	68 470	55 980	317 010

	BURLESON	BURNET	CALDWELL	CALHOUN	CALLAHAN
Street Railways and Interurbans	\$ ---	\$ ---	\$ ---	\$ ---	\$ ---
Telephone and Telegraph Lines	39 065	77 950	136 550	88 700	216 261
Steam and Other Vessels	---	---	---	---	---
Pipe Lines	880	48 850	342 230	421 030	979 520
Intangible Value (Pipe Lines)	---	---	135 310	98 600	451 670
Intangible Value (Trucks and Buses)	<u>39 330</u>	<u>39 760</u>	<u>93 800</u>	<u>30 380</u>	<u>132 930</u>
Total Value	\$ 9 066 445	\$ 7 923 840	\$ 16 313 115	\$ 36 892 324	\$ 12 646 237
Total Value for State	\$ 6 836 132	\$ 5 943 110	\$ 12 648 095	\$ 35 301 134	\$ 11 328 340
State Tax	\$ 28 712 13	\$ 24 961 07	\$ 53 122 00	\$ 254 168 76	\$ 47 580 85
Supplemental Value for Back Years	---	---	---	6 579	---
Supplemental Tax for Back Years	<u>---</u>	<u>---</u>	<u>---</u>	<u>47 36</u>	<u>---</u>
Number of Acres	452 424	635 317	347 481	292 143	567 869
Number of Horses and Mules	2 000	523	320	258	149
Number of Cattle	10 000	21 143	17 540	14 141	30 757
Number of Jacks and Jennets	---	---	---	---	---
Number of Sheep	---	66 364	400	185	3 537
Number of Goats	---	36 955	---	5	3 723
Number of Hogs	---	654	360	---	30
Number of Dogs	---	---	---	---	22
Number of Vehicles	---	3 404	5 272	2 298	1 852
Number of Miles Railroads	65.49	40.56	35.45	41.37	34.97
Average Value of Land	\$ 9.70	\$ 5.60	\$ 15.70	\$ 39.00	\$ 13.40
Rate of County Tax	<u>1.75</u>	<u>1.20</u>	<u>.80</u>	<u>.79</u>	<u>.80</u>

TABLE NO. 186 Continued
 PROPERTY ASSESSED FOR TAXATION AS SHOWN BY 1955 TAX ROLLS

	CAMERON	CAMP	CARSON	CASS	CASTRO
Land Assessed in Acres	\$ 30 570 860	\$ 1 741 613	\$ 14 597 919	\$ 7 178 250	\$ 4 758 285
Town Lots	23 434 510	1 353 790	814 520	2 724 260	1 097 660
Horses and Mules	116 000	---	1 875	25 000	---
Cattle	180 000	75 000	150 000	34 500	500 000
Jacks and Jennets	---	---	---	---	---
Sheep	12 000	---	8 500	797	5 000
Goats	12 000	---	---	2 400	---
Hogs	4 500	---	2 500	14 500	10 000
Dogs	400	---	---	600	---
Vehicles	3 500 000	760 230	180 000	827 810	780 000
Goods and Merchandise	7 500 000	200 000	170 000	544 750	140 000
Materials and Manufactured Articles	9 200	20 000	---	65 220	---
Manufacturer's Tools and Implements	87 000	75 000	190 000	90 190	1 674 585
Steam Engines and Boilers	80 000	---	---	95 100	---
Money and Credits of Banks and Bankers	---	---	---	---	---
Money on Hand or on Deposit	---	---	---	---	---
Credits of Others Than Banks	---	---	---	---	---
Stocks and Bonds	---	---	---	---	---
Shares of Capital Stock Companies	---	---	---	---	---
Property of Companies and Corporations	---	560 430	2 875 420	321 710	---
Miscellaneous Property	943 320	10 900	827 610	---	123 340
State and National Banks	925 220	110 000	63 250	233 750	30 000
Railroads Assessed in Miles	1 221 340	193 022	1 072 250	469 900	171 880
Rolling Stock	363 840	48 660	90 080	102 510	51 640
Intangible Value (Railroads)	461 800	94 640	372 050	477 610	64 190

	CAMERON	CAMP	CARSON	CASS	CASTRO
Street Railways and Interurbans	\$ ---	\$ ---	\$ ---	\$ ---	\$ ---
Telephone and Telegraph Lines	2 247 170	118 040	504 910	144 700	33 580
Steam and Other Vessels	2 246 230	---	---	---	---
Pipe Lines	---	75 990	878 620	68 060	214 710
Intangible Value (Pipe Lines)	85 500	10 760	124 520	11 150	26 230
Intangible Value (Trucks and Buses)	<u>102 410</u>	<u>14 750</u>	<u>111 650</u>	<u>51 290</u>	<u>30 170</u>
Total Value	\$ 74 103 300	\$ 5 462 825	\$ 23 035 674	\$ 13 484 057	\$ 9 711 270
Total Value for State	\$ 62 371 790	\$ 3 462 941	\$ 22 343 444	\$ 9 990 467	\$ 8 547 650
State Tax	\$ 261 961 55	\$ 14 547 83	\$ 93 841 79	\$ 41 954 54	\$ 35 899 59
Supplemental Value for Back Years	---	---	---	---	---
Supplemental Tax for Back Years	<u>---</u>	<u>---</u>	<u>---</u>	<u>---</u>	<u>---</u>
Number of Acres	547 032	125 726	305 814	558 003	574 411
Number of Horses and Mules	5 500	---	75	2 500	---
Number of Cattle	18 000	---	6 000	34 430	---
Number of Jacks and Jennets	---	---	---	---	---
Number of Sheep	2 300	---	1 700	400	---
Number of Goats	2 100	---	---	800	---
Number of Hogs	350	---	500	2 100	---
Number of Dogs	20	---	---	12	---
Number of Vehicles	16 000	---	---	9 500	---
Number of Miles Railroads	168.87	29.53	118.02	60.46	27.20
Average Value of Land	\$ 46.00	\$ 13.75	\$ 5.45	\$ 9.50	\$ 8.00
Rate of County Tax	<u>1.58</u>	<u>1.20</u>	<u>.95</u>	<u>1.22</u>	<u>.95</u>

TABLE NO. 186 Continued
PROPERTY ASSESSED FOR TAXATION AS SHOWN BY 1955 TAX ROLLS

	CHAMBERS	CHEROKEE	CHILDRESS	CLAY	COCHRAN
Land Assessed in Acres	\$ 29 545 340	\$ 13 261 548	\$ 4 338 295	\$ 15 425 540	\$ 31 516 844
Town Lots	248 795	3 953 062	4 290 140	1 197 630	8 970
Horses and Mules	1 250	---	995	8 610	100
Cattle	307 140	---	154 295	1 233 110	50 000
Jacks and Jennets	---	---	---	---	---
Sheep	100	---	1 950	1 200	---
Goats	---	---	---	1 140	---
Hogs	---	---	140	1 230	390
Dogs	---	---	---	430	---
Vehicles	45 000	---	226 590	1 024 200	203 795
Goods and Merchandise	60 000	---	624 165	157 680	193 800
Materials and Manufactured Articles	---	---	26 100	---	---
Manufacturer's Tools and Implements	110 000	---	295 865	---	119 975
Steam Engines and Boilers	200 000	---	8 500	---	---
Money and Credits of Banks and Bankers	---	---	---	---	---
Money on Hand or on Deposit	---	---	2 500	---	---
Credits of Others Than Banks	---	---	---	---	---
Stocks and Bonds	14 230	---	---	---	---
Shares of Capital Stock Companies	---	---	---	---	---
Property of Companies and Corporations	---	---	315 203	---	---
Miscellaneous Property	1 157 230	4 133 514	---	310 975	513 240
State and National Banks	---	297 769	210 000	130 060	35 500
Railroads Assessed in Miles	67 410	1 030 100	599 570	511 560	136 290
Rolling Stock	23 200	367 050	101 285	108 200	27 750
Intangible Value (Railroads)	17 360	99 410	214 110	260 470	12 390

	CHAMBERS	CHEROKEE	CHILDRESS	CLAY	COCHRAN
Street Railways and Interurbans	\$ ---	\$ ---	\$ ---	\$ ---	\$ ---
Telephone and Telegraph Lines	230	365 250	365 795	31 360	3 980
Steam and Other Vessels	---	---	---	---	---
Pipe Lines	1 095 590	787 910	271 740	1 147 800	533 810
Intangible Value (Pipe Lines)	196 810	415 470	36 120	285 060	86 160
Intangible Value (Trucks and Buses)	<u>53 170</u>	<u>154 950</u>	<u>51 170</u>	<u>98 545</u>	<u>26 200</u>
Total Value	\$ 33 142 855	\$ 24 866 033	\$ 12 134 528	\$ 21 934 800	\$ 33 469 194
Total Value for State	\$ 32 770 175	\$ 19 894 158	\$ 8 414 323	\$ 20 252 830	\$ 32 679 959
State Tax	\$ 137 634 69	\$ 83 554 02	\$ 35 340 35	\$ 85 054 70	\$ 137 255 37
Supplemental Value for Back Years	---	---	---	---	---
Supplemental Tax for Back Years	<u>---</u>	<u>---</u>	<u>---</u>	<u>---</u>	<u>---</u>
Number of Acres	558 000	685 918	452 846	704 294	481 418
Number of Horses and Mules	125	---	49	504	4
Number of Cattle	51 190	---	6 973	39 122	1 900
Number of Jacks and Jennets	---	---	---	---	---
Number of Sheep	100	---	710	240	---
Number of Goats	---	---	---	570	---
Number of Hogs	---	---	13	110	39
Number of Dogs	---	---	---	5	---
Number of Vehicles	450	---	1 054	2 610	828
Number of Miles Railroads	21.84	118.77	66.68	60.20	24.78
Average Value of Land	\$ 24.00	\$ 19.30	\$ 9.50	\$ 8.35	\$ 8.70
Rate of County Tax	<u>1.85</u>	<u>1.20</u>	<u>.95</u>	<u>.90</u>	<u>1.15</u>

TABLE NO. 186 Continued
 PROPERTY ASSESSED FOR TAXATION AS SHOWN BY 1955 TAX ROLLS

	COKE	COLEMAN	COLLIN	COLLINGSWORTH	COLORADO
Land Assessed in Acres	\$ 2 700 810	\$ 12 787 585	\$ 11 758 725	\$ 4 359 099	\$ 31 718 070
Town Lots	654 890	2 894 040	6 540 110	1 323 290	3 351 090
Horses and Mules	3 000	8 000	800	1 500	5 100
Cattle	24 000	39 750	199 000	80 000	813 200
Jacks and Jennets	---	---	---	---	---
Sheep	80 000	244 852	7 038	650	5 000
Goats	60 000	3 500	80	---	190
Hogs	---	---	---	5 000	1 000
Dogs	---	---	---	500	580
Vehicles	430 000	91 720	3 115 000	793 750	1 325 650
Goods and Merchandise	70 050	540 000	---	720 000	580 400
Materials and Manufactured Articles	111 130	510 970	---	---	107 700
Manufacturer's Tools and Implements	57 880	19 900	1 320 940	99 140	150 800
Steam Engines and Boilers	---	---	---	---	400 140
Money and Credits of Banks and Bankers	---	---	---	---	---
Money on Hand or on Deposit	---	5 000	50 000	---	72 000
Credits of Others Than Banks	---	---	---	---	---
Stocks and Bonds	---	---	---	---	---
Shares of Capital Stock Companies	---	---	---	---	---
Property of Companies & Corporations	24 655 730	30 290	2 005 945	169 866	2 510 580
Miscellaneous Property	2 890	1 732 823	772 954	---	328 660
State and National Banks	67 500	204 000	798 816	221 389	441 320
Railroads Assessed in Miles	173 760	571 770	1 034 010	255 620	1 052 015
Rolling Stock	16 950	117 050	248 250	88 440	330 515
Intangible Value (Railroads)	16 300	208 870	248 220	18 680	245 940

	COKE	COLEMAN	COLLIN	COLLINGSWORTH	COLORADO
Street Railways and Interurbans	\$ ---	\$ ---	\$ ---	\$ ---	\$ ---
Telephone and Telegraph Lines	83 420	24 405	499 239	106 360	8 700
Steam and Other Vessels	---	---	---	---	---
Pipe Lines	358 860	656 425	70 920	237 940	864 320
Intangible Value (Pipe Lines)	150 050	138 960	1 700	2 980	114 380
Intangible Value (Trucks and Buses)	<u>45 690</u>	<u>90 660</u>	<u>149 170</u>	<u>21 640</u>	<u>181 380</u>
Total Value	\$ 29 762 910	\$ 20 920 570	\$ 28 820 917	\$ 8 505 844	\$ 44 608 730
Total Value for State	\$ 29 001 070	\$ 17 825 430	\$ 20 674 357	\$ 6 494 831	\$ 40 649 450
State Tax	\$ 208 807 97	\$ 74 865 18	\$ 86 833 27	\$ 27 278 88	\$ 170 727 68
Supplemental Value for Back Years	---	---	---	---	---
Supplemental Tax for Back Years	<u>---</u>	<u>---</u>	<u>---</u>	<u>---</u>	<u>---</u>
Number of Acres	585 974	800 162	528 831	711 733	623 317
Number of Horses and Mules	150	300	70	150	510
Number of Cattle	8 000	13 300	9 950	20 000	45 200
Number of Jacks and Jennets	---	---	---	---	---
Number of Sheep	40 000	82 100	2 346	250	2 500
Number of Goats	30 000	1 825	54	---	95
Number of Hogs	---	---	---	500	500
Number of Dogs	---	---	---	10	15
Number of Vehicles	---	3 050	17 800	3 175	6 350
Number of Miles Railroads	32.62	64.13	106.64	47.94	110.10
Average Value of Land	\$ 4.60	\$ 7.25	\$ 22.20	\$ 6.10	\$ 50.90
Rate of County Tax	<u>.85</u>	<u>.80</u>	<u>1.25</u>	<u>1.02</u>	<u>1.10</u>

TABLE NO. 186 Continued
 PROPERTY ASSESSED FOR TAXATION AS SHOWN BY 1955 TAX ROLLS

	COMAL	COMANCHE	CONCHO	COOKE	CORYELL
Land Assessed in Acres	\$ 5 558 040	\$ 4 994 728	\$ 4 372 125	\$ 23 660 685	\$ 5 187 645
Town Lots	7 066 110	1 635 401	615 985	6 130 800	2 643 562
Horses and Mules	10 130	10 735	4 000	8 000	---
Cattle	175 010	555 001	280 000	1 752 000	250 280
Jacks and Jennets	---	---	---	---	---
Sheep	39 090	69 451	487 890	23 000	76 066
Goats	41 540	34 841	12 500	---	45 930
Hogs	1 160	17 460	4 000	31 200	---
Dogs	1 000	70	---	200	---
Vehicles	1 474 040	977 135	444 000	3 819 000	1 279 956
Goods and Merchandise	727 210	544 501	145 000	152 500	573 780
Materials and Manufactured Articles	146 780	---	---	31 000	---
Manufacturer's Tools and Implements	903 510	309 446	264 500	99 175	79 535
Steam Engines and Boilers	81 400	---	---	---	---
Money and Credits of Banks and Bankers	---	1 200	---	---	---
Money on Hand or on Deposit	---	---	---	56 000	---
Credits of Others Than Banks	24 800	---	---	---	---
Stocks and Bonds	---	---	---	---	---
Shares of Capital Stock Companies	---	---	---	---	---
Property of Companies and Corporations	---	---	---	---	384 035
Miscellaneous Property	44 690	639 793	273 500	34 540	62 688
State and National Banks	210 000	91 800	79 550	204 940	251 866
Railroads Assessed in Miles	460 280	293 020	104 200	581 030	228 640
Rolling Stock	95 140	80 480	38 040	104 750	61 080
Intangible Value (Railroads)	31 050	34 300	53 190	109 890	55 760

	COMAL	COMANCHE	CONCHO	COOKE	CORYELL
Street Railways and Interurbans	\$ ---	\$ ---	\$ ---	\$ ---	\$ ---
Telephone and Telegraph Lines	215 600	257 198	88 950	476 820	153 519
Steam and Other Vessels	---	---	---	---	---
Pipe Lines	156 660	327 210	20 440	515 840	128 930
Intangible Value (Pipe Lines)	6 290	86 050	---	202 650	51 270
Intangible Value (Trucks and Buses)	<u>105 480</u>	<u>44 560</u>	<u>28 550</u>	<u>197 580</u>	<u>63 630</u>
Total Value	\$ 17 575 010	\$ 11 004 380	\$ 7 316 420	\$ 38 191 600	\$ 11 578 172
Total Value for State	\$ 12 036 370	\$ 7 796 820	\$ 6 480 260	\$ 32 424 120	\$ 7 531 087
State Tax	\$ 50 552 75	\$ 32 751 09	\$ 27 216 74	\$ 136 180 22	\$ 31 628 59
Supplemental Value for Back Years	---	---	---	---	---
Supplemental Tax for Back Years	<u>---</u>	<u>---</u>	<u>---</u>	<u>---</u>	<u>---</u>
Number of Acres	353 795	603 469	631 064	568 163	519 219
Number of Horses and Mules	501	472	200	400	---
Number of Cattle	11 380	21 757	7 000	87 500	12 514
Number of Jacks and Jennets	---	---	---	---	---
Number of Sheep	15 231	23 067	150 120	5 750	38 033
Number of Goats	20 614	17 420	5 000	---	30 620
Number of Hogs	104	872	400	3 120	---
Number of Dogs	18	5	---	20	---
Number of Vehicles	5 621	3 248	---	9 540	3 765
Number of Miles Railroads	48.45	46.46	20.84	59.52	32.08
Average Value of Land	\$ 15.70	\$ 8.25	\$ 6.90	\$ 13.25	\$ 10.10
Rate of County Tax	<u>1.07</u>	<u>1.10</u>	<u>1.32</u>	<u>.74</u>	<u>.88</u>

TABLE NO. 186 Continued
 PROPERTY ASSESSED FOR TAXATION AS SHOWN BY 1955 TAX ROLLS

	COTTLE	CRANE	CROCKETT	CROSBY	CULBERSON
Land Assessed in Acres	\$ 4 377 730	\$ 25 700 429	\$ 23 928 490	\$ 4 998 729	\$ 2 938 947
Town Lots	1 394 005	205 490	548 855	1 219 900	621 377
Horses and Mules	3 000	475	25 780	---	9 220
Cattle	312 990	25 500	63 100	---	188 094
Jacks and Jennets	---	---	---	---	---
Sheep	---	3 160	438 205	---	52 222
Goats	---	---	22 910	---	2 475
Hogs	---	---	---	---	305
Dogs	---	---	---	---	---
Vehicles	550 700	7 440	90 750	---	135 400
Goods and Merchandise	220 110	24 130	65 650	---	125 900
Materials and Manufactured Articles	311 877	---	---	---	17 130
Manufacturer's Tools and Implements	---	108 350	1 491 870	---	37 800
Steam Engines and Boilers	---	---	---	---	---
Money and Credits of Banks and Bankers	---	---	---	---	---
Money on Hand or on Deposit	---	---	---	---	---
Credits of Others Than Banks	---	---	---	---	---
Stocks and Bonds	---	---	---	---	15 000
Shares of Capital Stock Companies	---	---	---	---	---
Property of Companies and Corporations	---	---	---	85 920	---
Miscellaneous Property	---	1 700 420	---	3 058 816	353 861
State and National Banks	69 000	11 200	60 000	183 590	35 000
Railroads Assessed in Miles	288 650	24 910	---	105 160	412 090
Rolling Stock	3 260	4 420	150	22 860	176 902
Intangible Value (Railroads)	139 990	16 420	250	10 200	567 470

	COTTLE	CRANE	CROCKETT	CROSBY	CULBERSON
Street Railways and Interurbans	\$ ---	\$ ---	\$ ---	\$ ---	\$ ---
Telephone and Telegraph Lines	257 800	73 320	51 660	35 310	142 060
Steam and Other Vessels	---	---	---	---	---
Pipe Lines	---	1 656 380	1 425 410	---	2 842 310
Intangible Value (Pipe Lines)	27 570	533 780	584 890	---	115 840
Intangible Value (Trucks and Buses)	<u>34 310</u>	<u>75 490</u>	<u>71 080</u>	<u>43 190</u>	<u>149 400</u>
Total Value	\$ 7 990 992	\$ 30 171 314	\$ 28 869 050	\$ 9 763 675	\$ 8 938 803
Total Value for State	\$ 6 716 717	\$ 28 703 194	\$ 27 925 915	\$ 8 243 605	\$ 8 641 174
State Tax	\$ 28 210 21	\$ 120 552 64	\$ 117 288 65	\$ 34 621 68	\$ 36 292 44
Supplemental Value for Back Years	---	---	---	---	---
Supplemental Tax for Back Years	<u>---</u>	<u>---</u>	<u>---</u>	<u>---</u>	<u>---</u>
Number of Acres	575 612	500 372	1 798 497	858 311	2 387 046
Number of Horses and Mules	---	38	1 289	---	714
Number of Cattle	---	2 040	6 310	---	12 080
Number of Jacks and Jennets	---	---	---	---	---
Number of Sheep	---	1 580	194 757	---	23 411
Number of Goats	---	---	22 910	---	1 650
Number of Hogs	---	---	---	---	61
Number of Dogs	---	---	---	---	---
Number of Vehicles	---	62	671	---	581
Number of Miles Railroads	40.60	5.21	.50	20.41	66.17
Average Value of Land	\$ 7.60	\$ 51.70	\$ 13.00	\$ 5.80	\$ 1.25
Rate of County Tax	<u>1.63</u>	<u>1.47</u>	<u>1.05</u>	<u>.90</u>	<u>.95</u>

TABLE NO. 186 Continued
 PROPERTY ASSESSED FOR TAXATION AS SHOWN BY 1955 TAX ROLLS

	DALLAM	DALLAS	DAWSON	DEAF SMITH	DELTA
Land Assessed in Acres	\$ 3 755 650	\$ 24 622 020	\$ 8 870 740	\$ 6 748 580	\$ 3 787 575
Town Lots	1 894 615	556 158 730	4 751 640	4 635 615	799 950
Horses and Mules	3 440	---	180	10 000	500
Cattle	413 175	500 000	34 520	600 000	370 000
Jacks and Jennets	---	---	---	---	---
Sheep	---	150 000	330	20 000	3 000
Goats	---	---	---	500	---
Hogs	2 780	330 000	380	50 000	---
Dogs	---	---	10	---	---
Vehicles	222 105	3 000 000	1 106 350	1 787 500	335 000
Goods and Merchandise	295 631	66 000 000	1 482 970	500 000	200 000
Materials and Manufactured Articles	3 090	40 000 000	---	40 000	---
Manufacturer's Tools and Implements	40 085	8 000 000	847 200	---	---
Steam Engines and Boilers	---	---	---	---	---
Money and Credits of Banks and Bankers	---	14 000 000	---	---	---
Money on Hand or on Deposit	225	12 500 000	---	---	---
Credits of Others Than Banks	---	---	---	---	---
Stocks and Bonds	---	9 000 000	---	---	---
Shares of Capital Stock Companies	---	---	---	---	---
Property of Companies and Corporations	243 980	11 000 000	---	135 650	98 945
Miscellaneous Property	39 763	75 770 340	---	354 517	7 050
State and National Banks	87 875	42 440 600	105 310	224 469	105 000
Railroads Assessed in Miles	512 725	3 824 270	105 600	242 480	203 670
Rolling Stock	89 170	2 373 790	19 710	25 210	97 370
Intangible Value (Railroads)	333 730	894 530	8 800	172 100	42 350

	DALLAM	DALLAS	DAWSON	DEAF SMITH	DELTA
Street Railways and Interurbans	\$ ---	\$ 313 250	\$ ---	\$ ---	\$ ---
Telephone and Telegraph Lines	35 750	15 615 570	128 760	77 460	197 805
Steam and Other Vessels	---	---	---	---	---
Pipe Lines	809 677	699 230	451 340	53 970	59 520
Intangible Value (Pipe Lines)	---	47 410	122 080	---	2 000
Intangible Value (Trucks and Buses)	<u>88 150</u>	<u>954 110</u>	<u>114 440</u>	<u>50 320</u>	<u>16 500</u>
Total Value	\$ 8 871 616	\$888 193 850	\$ 18 150 360	\$ 15 728 371	\$ 6 326 235
Total Value for State	\$ 7 623 536	\$673 215 340	\$ 15 159 240	\$ 13 104 851	\$ 4 289 705
State Tax	\$ 32 399 90	\$ 2 827 505 49	\$ 63 667 97	\$ 55 044 56	\$ 18 018 06
Supplemental Value for Back Years	91 050	---	---	---	---
Supplemental Tax for Back Years	<u>382 64</u>	<u>---</u>	<u>---</u>	<u>---</u>	<u>---</u>
Number of Acres	865 005	438 766	575 802	998 419	176 029
Number of Horses and Mules	331	---	18	500	---
Number of Cattle	22 708	10 000	1 726	40 000	---
Number of Jacks and Jennets	---	---	---	---	---
Number of Sheep	---	10 000	111	4 000	---
Number of Goats	---	---	---	100	---
Number of Hogs	564	11 000	55	10 000	---
Number of Dogs	---	---	4	---	---
Number of Vehicles	2 235	---	3 155	7 150	---
Number of Miles Railroads	73.79	267.42	17.60	24.38	30.24
Average Value of Land	\$ 4.30	\$ 56.00	\$ 15.40	\$ 6.75	\$ 21.50
Rate of County Tax	<u>.85</u>	<u>1.00</u>	<u>1.04</u>	<u>.95</u>	<u>1.80</u>

TABLE NO. 186 Continued
 PROPERTY ASSESSED FOR TAXATION AS SHOWN BY 1955 TAX ROLLS

	DENTON	DEWITT	DICKENS	DIMITT	DONLEY
Land Assessed in Acres	\$ 11 327 445	\$ 20 247 350	\$ 3 373 335	\$ 6 752 797	\$ 2 984 892
Town Lots	11 939 192	4 535 500	898 950	1 340 635	1 301 340
Horses and Mules	11 350	30 125	13 950	7 730	300
Cattle	1 009 110	1 039 635	633 955	794 560	774 360
Jacks and Jennets	---	---	---	---	---
Sheep	47 000	32 150	2 500	5 850	---
Goats	---	---	---	1 550	---
Hogs	---	14 170	9 280	350	---
Dogs	1 500	---	---	---	---
Vehicles	1 520 000	1 811 570	842 520	241 130	196 460
Goods and Merchandise	1 291 000	908 075	29 645	296 428	186 475
Materials and Manufactured Articles	780 000	370 875	---	---	39 630
Manufacturer's Tools and Implements	177 320	---	58 780	80 670	51 944
Steam Engines and Boilers	---	150 090	20 000	---	---
Money and Credits of Banks and Bankers	---	161 950	---	---	---
Money on Hand or on Deposit	---	---	---	---	---
Credits of Others Than Banks	---	---	---	---	---
Stocks and Bonds	---	---	---	---	---
Shares of Capital Stock Companies	---	---	---	---	---
Property of Companies and Corporations	337 660	---	---	---	249 660
Miscellaneous Property	1 634 948	269 280	4 970	778 505	10 241
State and National Banks	551 011	319 450	82 900	60 000	67 900
Railroads Assessed in Miles	854 210	518 650	52 020	161 045	390 470
Rolling Stock	241 280	262 950	22 845	3 400	77 255
Intangible Value (Railroads)	473 890	54 010	8 840	14 790	298 680

	DENTON	DEWITT	DICKENS	DIMITT	DONLEY
Street Railways and Interurbans	\$ ---	\$ ---	\$ ---	\$ ---	\$ ---
Telephone and Telegraph Lines	58 350	792 900	111 250	74 800	109 540
Steam and Other Vessels	---	172 010	---	18 480	---
Pipe Lines	---	---	---	12 340	27 875
Intangible Value (Pipe Lines)	57 600	64 600	---	---	23 350
Intangible Value (Trucks and Buses)	<u>174 890</u>	<u>56 440</u>	<u>44 700</u>	<u>18 630</u>	<u>58 440</u>
Total Value	\$ 32 487 756	\$ 31 811 780	\$ 6 210 440	\$ 10 663 690	\$ 6 848 812
Total Value for State	\$ 22 848 876	\$ 26 128 220	\$ 5 049 105	\$ 9 404 340	\$ 5 523 068
State Tax	\$ 95 965 00	\$ 109 737 71	\$ 21 206 27	\$ 39 499 03	\$ 23 196 97
Supplemental Value for Back Years	---	---	---	---	---
Supplemental Tax for Back Years	<u>---</u>	<u>---</u>	<u>---</u>	<u>---</u>	<u>---</u>
Number of Acres	533 324	604 776	537 300	868 180	579 806
Number of Horses and Mules	---	1 350	465	386	30
Number of Cattle	---	42 983	18 113	27 872	25 812
Number of Jacks and Jennets	---	---	---	---	---
Number of Sheep	--	11 150	500	1 270	---
Number of Goats	---	---	---	350	---
Number of Hogs	---	1 400	928	170	---
Number of Dogs	---	---	---	---	---
Number of Vehicles	---	6 921	3 009	1 247	655
Number of Miles Railroads	99.00	7.15	11.56	59.16	49.48
Average Value of Land	\$ 21.20	\$ 32.80	\$ 6.25	\$ 8.10	\$ 5.80
Rate of County Tax	<u>1.04</u>	<u>.70</u>	<u>1.15</u>	<u>1.05</u>	<u>.95</u>

TABLE NO. 186 Continued
PROPERTY ASSESSED FOR TAXATION AS SHOWN BY 1955 TAX ROLLS

	DUVAL	EASTLAND	ECTOR	EDWARDS	ELLIS
Land Assessed in Acres	\$ 35 201 846	\$ 4 646 130	\$ 80 100 145	\$ 4 158 000	\$ 15 068 865
Town Lots	759 370	4 699 750	9 026 070	374 348	8 538 655
Horses and Mules	5 560	---	600	32 275	2 500
Cattle	181 930	558 000	18 200	380 205	270 000
Jacks and Jennets	---	---	---	---	---
Sheep	---	18 000	1 750	479 700	10 000
Goats	---	23 100	---	376 252	---
Hogs	---	12 000	---	96	---
Dogs	600	---	---	1 100	---
Vehicles	106 100	981 600	1 054 500	226 177	3 150 000
Goods and Merchandise	234 640	3 206 000	3 048 500	58 850	1 072 000
Materials and Manufactured Articles	---	---	571 000	---	379 000
Manufacturer's Tools and Implements	63 710	---	3 040 320	2 875	386 100
Steam Engines and Boilers	---	---	---	---	---
Money and Credits of Banks and Bankers	---	---	---	---	---
Money on Hand or on Deposit	---	---	---	---	15 000
Credits of Others Than Banks	---	---	---	---	---
Stocks and Bonds	---	---	---	---	---
Shares of Capital Stock Companies	---	---	---	---	---
Property of Companies and Corporations	202 625	1 176 000	535 585	2 000	2 680 000
Miscellaneous Property	1 376 385	2 084 800	---	5 900	100 737
State and National Banks	30 000	178 140	57 100	6 000	846 390
Railroads Assessed in Miles	338 090	525 340	179 520	---	1 492 545
Rolling Stock	173 884	129 640	73 280	---	348 030
Intangible Value (Railroads)	36 050	331 890	325 410	---	301 630

	DUVAL	EASTLAND	ECTOR	EDWARDS	ELLIS
Street Railways and Interurbans	\$ ---	\$ ---	\$ ---	\$ ---	\$ ---
Telephone and Telegraph Lines	187 550	99 910	247 590	131 920	28 970
Steam and Other Vessels	---	---	---	---	---
Pipe Lines	1 337 140	1 518 960	1 671 570	236 390	570 110
Intangible Value (Pipe Lines)	374 960	578 530	702 720	73 970	163 190
Intangible Value (Trucks and Buses)	<u>90 510</u>	<u>180 490</u>	<u>419 255</u>	<u>7 800</u>	<u>231 630</u>
Total Value	\$ 40 700 950	\$ 20 948 280	\$101 073 115	\$ 6 553 858	\$ 35 655 352
Total Value for State	\$ 40 306 790	\$ 16 744 600	\$ 98 098 905	\$ 6 338 851	\$ 25 648 170
State Tax	\$ 169 288 90	\$ 70 327 20	\$ 412 016 12	\$ 26 620 88	\$ 107 731 77
Supplemental Value for Back Years	---	---	---	---	---
Supplemental Tax for Back Years	<u>---</u>	<u>---</u>	<u>---</u>	<u>---</u>	<u>---</u>
Number of Acres	1 110 543	660 316	565 236	1 577 204	604 240
Number of Horses and Mules	556	---	30	1 291	500
Number of Cattle	18 193	18 600	1 820	10 863	10 000
Number of Jacks and Jennets	---	---	---	---	---
Number of Sheep	---	5 800	1 750	119 925	5 000
Number of Goats	---	7 700	---	150 501	---
Number of Hogs	---	1 200	---	32	---
Number of Dogs	6	---	---	22	---
Number of Vehicles	11 160	5 600	---	578	9 000
Number of Miles Railroads	45.23	89.27	32.64	---	146.55
Average Value of Land	\$ 31.70	\$ 6.70	\$ 141.70	\$ 2.65	\$ 24.94
Rate of County Tax	<u>1.95</u>	<u>.80</u>	<u>1.40</u>	<u>1.35</u>	<u>1.10</u>

TABLE NO. 186 Continued
 PROPERTY ASSESSED FOR TAXATION AS SHOWN BY 1955 TAX ROLLS

	EL PASO	ERATH	FALLS	FANNIN	FAYETTE
Land Assessed in Acres	\$ 17 303 040	\$ 5 138 380	\$ 8 943 670	\$ 9 782 750	\$ 10 721 200
Town Lots	77 448 600	3 366 330	3 727 105	2 869 860	3 214 040
Horses and Mules	52 250	3 295	15 000	2 000	23 820
Cattle	350 000	588 750	810 000	320 000	639 105
Jacks and Jennets	2 000	---	---	200	300
Sheep	33 250	23 140	800	4 000	2 935
Goats	8 400	51 775	---	100	680
Hogs	67 500	1 220	7 000	20 000	38 485
Dogs	---	300	---	40	420
Vehicles	725 000	440 815	1 200 000	1 500 000	1 818 145
Goods and Merchandise	20 000 000	461 575	1 940 100	430 000	534 705
Materials and Manufactured Articles	2 081 200	---	98 000	40 000	---
Manufacturer's Tools and Implements	3 101 000	950	212 110	100 000	1 075 000
Steam Engines and Boilers	554 000	---	10 000	2 500	80 600
Money and Credits of Banks and Bankers	---	---	---	340 000	75 115
Money on Hand or on Deposit	---	1 400	---	150 000	---
Credits of Others Than Banks	---	---	---	---	---
Stocks and Bonds	---	---	---	---	---
Shares of Capital Stock Companies	571 000	---	---	---	---
Property of Companies & Corporations	10 327 760	---	---	---	464 990
Miscellaneous Property	832 850	815 040	786 170	1 370	79 360
State and National Banks	3 030 290	423 150	479 512	434 470	437 700
Railroads Assessed in Miles	1 994 150	368 880	728 190	---	959 860
Rolling Stock	506 320	108 140	314 050	---	277 360
Intangible Value (Railroads)	707 860	46 070	113 880	306 430	290 300

	EL PASO	ERATH	FALLS	FANNIN	FAYETTE
Street Railways and Interurbans	\$ 44 000	\$ ---	\$ ---	\$ 567 690	\$ ---
Telephone and Telegraph Lines	3 873 920	133 460	276 910	771 475	129 030
Steam and Other Vessels	---	---	393 395	---	---
Pipe Lines	1 040 740	692 430	---	---	566 110
Intangible Value (Pipe Lines)	51 170	386 380	135 540	---	270 660
Intangible Value (Trucks and Buses)	<u>356 660</u>	<u>68 960</u>	<u>79 000</u>	<u>39 800</u>	<u>120 920</u>
Total Value	\$145 062 960	\$ 13 120 440	\$ 20 270 432	\$ 17 682 685	\$ 21 820 840
Total Value for State	\$118 295 520	\$ 8 613 970	\$ 15 197 542	\$ 12 386 820	\$ 14 308 240
State Tax	\$ 496 841 25	\$ 36 178 39	\$ 63 858 76	\$ 52 074 10	\$ 60 094 61
Supplemental Value for Back Years	50 550	---	---	---	---
Supplemental Tax for Back Years	<u>314 72</u>	<u>---</u>	<u>---</u>	<u>---</u>	<u>---</u>
Number of Acres	251 221.24	653 689	489 289	459 806	573 009
Number of Horses and Mules	1 640	205	3 000	200	2 158
Number of Cattle	16 000	20 190	27 000	16 000	31 353
Number of Jacks and Jennets	40	---	---	20	5
Number of Sheep	10 700	5 905	400	400	1 040
Number of Goats	4 920	20 697	---	5	256
Number of Hogs	10 500	148	7 000	2 000	6 098
Number of Dogs	---	4	---	4	23
Number of Vehicles	14 000	2 592	11 000	---	11 490
Number of Miles Railroads	91.04	61.95	97.42	---	93.07
Average Value of Land	\$ ---	\$ ---	\$ 15.20	\$ 21.00	\$ 18.03
Rate of County Tax	<u>.96</u>	<u>1.10</u>	<u>.95</u>	<u>1.11</u>	<u>1.10</u>

TABLE NO. 186 Continued
 PROPERTY ASSESSED FOR TAXATION AS SHOWN BY 1955 TAX ROLLS

	FISHER	FLOYD	FOARD	FORT BEND	FRANKLIN
Land Assessed in Acres	\$ 18 383 300	\$ 7 333 540	\$ 2 704 500	\$ 38 653 940	\$ 7 953 240
Town Lots	1 254 760	2 205 050	679 140	3 479 560	9 390
Horses and Mules	3 210	5 000	8 000	22 780	500
Cattle	242 780	162 500	251 580	642 340	369 000
Jacks and Jennets	---	---	---	150	---
Sheep	2 630	18 000	1 410	3 320	---
Goats	10	---	---	---	---
Hogs	150	6 000	2 000	640	---
Dogs	30	---	---	---	---
Vehicles	718 420	1 438 500	410 550	1 725 710	17 700
Goods and Merchandise	287 820	480 000	165 190	732 000	186 000
Materials and Manufactured Articles	20 500	141 675	---	122 650	---
Manufacturer's Tools and Implements	329 310	724 280	340 680	858 490	190 000
Steam Engines and Boilers	2 000	---	---	---	15 000
Money and Credits of Banks and Bankers	---	---	---	---	---
Money on Hand or on Deposit	---	---	---	---	---
Credits of Others Than Banks	12 000	---	---	---	---
Stocks and Bonds	---	---	---	---	---
Shares of Capital Stock Companies	---	---	---	---	---
Property of Companies and Corporations	563 290	376 370	93 170	---	---
Miscellaneous Property	463 730	550 000	30 120	6 190 150	130
State and National Banks	60 000	74 000	25 000	237 750	40 000
Railroads Assessed in Miles	475 200	588 240	126 020	1 169 190	105 500
Rolling Stock	68 390	146 255	6 640	470 180	27 330
Intangible Value (Railroads)	111 180	185 670	10 880	407 740	30 420

	FISHER	FLOYD	FOARD	FORT BEND	FRANKLIN
Street Railways and Interurbans	\$ ---	\$ ---	\$ ---	\$ ---	\$ ---
Telephone and Telegraph Lines	500 600	162 220	147 940	44 100	220 300
Steam and Other Vessels	---	---	---	---	---
Pipe Lines	---	280 660	84 840	3 219 830	219 090
Intangible Value (Pipe Lines)	178 770	42 080	1 130	279 670	95 020
Intangible Value (Trucks and Buses)	52 420	63 660	32 100	184 640	32 070
Total Value	\$ 23 730 500	\$ 14 983 700	\$ 5 120 890	\$ 58 444 830	\$ 9 510 690
Total Value for State	\$ 21 124 200	\$ 12 220 840	\$ 4 356 140	\$ 54 262 500	\$ 8 589 600
State Tax	\$ 88 721 70	\$ 51 327 35	\$ 18 295 80	\$ 227 902 50	\$ 36 075 49
Supplemental Value for Back Years	---	---	---	---	---
Supplemental Tax for Back Years	---	---	---	---	---
Number of Acres	565 283	851 804	444 150	565 922	185 295
Number of Horses and Mules	107	250	400	868	50
Number of Cattle	8 769	6 500	12 579	29 651	12 600
Number of Jacks and Jennets	---	---	---	3	---
Number of Sheep	878	3 000	176	297	---
Number of Goats	4	---	---	---	---
Number of Hogs	21	600	100	179	---
Number of Dogs	1	---	---	---	---
Number of Vehicles	2 184	5 800	---	7 782	2 300
Number of Miles Railroads	68.24	99.33	21.76	180.62	15.51
Average Value of Land	\$ 32.65	\$ 11.10	\$ 6.08	\$ 70.00	\$ 7.00
Rate of County Tax	1.20	1.33	1.27	.88	1.25

TABLE NO. 186 Continued
 PROPERTY ASSESSED FOR TAXATION AS SHOWN BY 1955 TAX ROLLS

	FREESTONE	FRIO	GAINES	GALVESTON	GARZA
Land Assessed in Acres	\$ 4 429 470	\$ 4 356 454	\$ 49 851 360	\$ 34 570 110	\$ 9 109 269
Town Lots	1 353 205	1 160 815	1 167 340	101 903 045	1 107 660
Horses and Mules	20 000	3 390	1 080	---	---
Cattle	900 000	512 825	85 670	51 220	---
Jacks and Jennets	2 000	---	---	---	---
Sheep	9 000	700	10	---	---
Goats	3 500	10 622	---	---	---
Hogs	80 000	3 245	410	---	---
Dogs	---	1 050	---	---	---
Vehicles	100 000	497 395	73 050	1 061 599	---
Goods and Merchandise	301 000	127 890	227 650	3 468 370	---
Materials and Manufactured Articles	---	---	---	5 651 925	---
Manufacturer's Tools and Implements	---	38 975	90 550	607 648	---
Steam Engines and Boilers	26 000	---	---	66 850	---
Money and Credits of Banks and Bankers	---	---	---	338 867	---
Money on Hand or on Deposit	---	---	---	---	---
Credits of Others Than Banks	---	---	---	500	---
Stocks and Bonds	45 000	---	---	---	---
Shares of Capital Stock Companies	---	---	---	---	---
Property of Companies and Corporations	---	809 730	2 103 230	---	---
Miscellaneous Property	1 001 380	6 130 700	97 730	6 846 443	1 310 261
State and National Banks	210 150	56 000	33 740	1 819 090	25 000
Railroads Assessed in Miles	423 260	195 500	14 250	1 477 548	---
Rolling Stock	32 560	80 220	3 190	315 961	45 920
Intangible Value (Railroads)	68 020	16 650	1 420	290 870	135 300

	FREESTONE	FRIO	GAINES	GALVESTON	GARZA
Street Railways and Interurbans	\$ ---	\$ ---	\$ ---	\$ ---	\$ ---
Telephone and Telegraph Lines	---	116 390	140 630	782 645	70 410
Steam and Other Vessels	---	---	---	251 020	---
Pipe Lines	2 586 645	32 010	1 596 810	892 390	211 820
Intangible Value (Pipe Lines)	859 100	18 100	432 250	327 200	25 410
Intangible Value (Trucks and Buses)	<u>94 160</u>	<u>69 520</u>	<u>187 760</u>	<u>175 070</u>	<u>71 120</u>
Total Value	\$ 12 544 450	\$ 14 238 181	\$ 56 108 130	\$160 898 371	\$ 12 112 170
Total Value for State	\$ 10 216 250	\$ 13 241 861	\$ 55 530 830	\$132 847 969	\$ 11 161 452
State Tax	\$ 42 909 49	\$ 55 615 97	\$ 233 228 45	\$ 557 961 94	\$ 46 875 36
Supplemental Value for Back Years	---	---	---	---	---
Supplemental Tax for Back Years	<u>---</u>	<u>---</u>	<u>---</u>	<u>---</u>	<u>---</u>
Number of Acres	568 632	709 000	1 071 785	212 565	802 000
Number of Horses and Mules	2 000	251	99	---	---
Number of Cattle	45 000	19 450	4 238	2 460	---
Number of Jacks and Jennets	20	---	---	---	---
Number of Sheep	2 000	280	2	---	---
Number of Goats	3 500	3 541	---	---	---
Number of Hogs	8 000	663	169	---	---
Number of Dogs	---	5	---	---	---
Number of Vehicles	5 000	1 937	298	1 462	---
Number of Miles Railroads	46.33	34.54	2.85	245.11	41.00
Average Value of Land	\$ 7.80	\$ 6.15	\$ 46.50	\$ 162.60	\$ 11.35
Rate of County Tax	<u>.85</u>	<u>1.10</u>	<u>1.35</u>	<u>1.05</u>	<u>.95</u>

TABLE NO. 186 Continued
 PROPERTY ASSESSED FOR TAXATION AS SHOWN BY 1955 TAX ROLLS

	GILLESPIE	GLASSCOCK	GOLIAD	GONZALES	GRAY
Land Assessed in Acres	\$ 4 968 695	\$ 8 783 410	\$ 20 444 593	\$ 6 096 240	\$ 27 334 030
Town Lots	2 237 870	38 010	793 227	2 247 600	4 613 150
Horses and Mules	18,100	---	11 450	2 500	68 000
Cattle	426 600	---	597 930	906 225	400 000
Jacks and Jennets	---	---	---	---	---
Sheep	325 295	---	2 180	600	20 000
Goats	126 990	---	410	---	---
Hogs	1 950	---	1 720	---	---
Dogs	125	---	570	---	---
Vehicles	916 700	879 158	375 710	1 817 370	1 408 825
Goods and Merchandise	382 830	---	150 420	109 965	---
Materials and Manufactured Articles	15 125	---	1 910	70 950	---
Manufacturer's Tools and Implements	364 130	---	444 880	157 100	---
Steam Engines and Boilers	---	---	---	8 990	---
Money and Credits of Banks and Bankers	---	---	31 700	---	---
Money on Hand or on Deposit	---	---	28 950	---	---
Credits of Others Than Banks	77 180	---	4 200	---	---
Stocks and Bonds	---	---	---	---	---
Shares of Capital Stock Companies	---	---	---	---	---
Property of Companies and Corporations	---	---	---	125 200	---
Miscellaneous Property	51 155	---	299 260	122 725	7 785 700
State and National Banks	184 475	---	101 970	107 860	152 900
Railroads Assessed in Miles	---	---	227 250	480 960	848 670
Rolling Stock	---	---	113 580	208 710	122 475
Intangible Value (Railroads)	---	---	88 480	139 290	201 340

	GILLESPIE	GLASSCOCK	GOLIAD	GONZALES	GRAY
Street Railways and Interurbans	\$ ---	\$ ---	\$ ---	\$ ---	\$ ---
Telephone and Telegraph Lines	121 515	15 250	32 440	95 760	423 340
Steam and Other Vessels	---	523 450	---	---	---
Pipe Lines	587 940	---	714 300	229 835	612 340
Intangible Value (Pipe Lines)	260 600	142 670	67 310	56 260	232 570
Intangible Value (Trucks and Buses)	<u>45 400</u>	<u>45 760</u>	<u>62 930</u>	<u>164 930</u>	<u>159 310</u>
Total Value	\$ 11 112 675	\$ 10 427 708	\$ 24 597 370	\$ 13 149 070	\$ 44 382 650
Total Value for State	\$ 7 303 410	\$ 10 358 063	\$ 23 448 510	\$ 9 880 490	\$ 41 797 775
State Tax	\$ 30 677 71	\$ 43 500 53	\$ 98 482 46	\$ 41 499 48	\$ 175 548 67
Supplemental Value for Back Years	---	---	---	---	---
Supplemental Tax for Back Years	<u>---</u>	<u>---</u>	<u>---</u>	<u>---</u>	<u>---</u>
Number of Acres	657 471	573 408.71	623 764	662 887.22	380 891.30
Number of Horses and Mules	905	---	855	250	4 000
Number of Cattle	16 749	---	35 617	36 250	20 000
Number of Jacks and Jennets	---	---	---	---	---
Number of Sheep	108 303	---	2 028	200	4 000
Number of Goats	50 620	---	724	---	---
Number of Hogs	390	---	301	---	---
Number of Dogs	5	---	7	---	---
Number of Vehicles	4 115	---	1 789	---	6 261
Number of Miles Railroads	---	---	30.30	55.68	105.22
Average Value of Land	\$ 7.55	\$ 15.30	\$ 8.50	\$ 8.70	\$ 71.50
Rate of County Tax	<u>1.06</u>	<u>---</u>	<u>1.00</u>	<u>.95</u>	<u>.99</u>

TABLE NO. 186 Continued
 PROPERTY ASSESSED FOR TAXATION AS SHOWN BY 1955 TAX ROLLS

	GRAYSON	GREGG	GRIMES	GUADALUPE	HALE
Land Assessed in Acres	\$ 30 178 130	\$111 929 485	\$ 5 211 220	\$ 13 245 355	\$ 13 456 075
Town Lots	23 675 164	10 649 265	2 190 670	5 428 940	8 532 535
Horses and Mules	10 000	2 000	7 000	420	500
Cattle	492 000	59 000	700 000	244 020	339 680
Jacks and Jennets	---	---	---	---	60
Sheep	2 500	400	4 000	1 650	2 500
Goats	---	300	3 200	350	---
Hogs	7 000	2 250	1 000	16 290	300
Dogs	50	---	---	---	---
Vehicles	5 376 990	30 000	1 160 000	2 206 380	1 098 790
Goods and Merchandise	2 930 000	2 575 900	450 000	604 840	1 894 300
Materials and Manufactured Articles	2 407 580	734 880	---	63 610	---
Manufacturer's Tools and Implements	2 012 500	1 112 100	---	129 820	695 500
Steam Engines and Boilers	---	235 000	20 000	57 500	---
Money and Credits of Banks and Bankers	18 000	---	---	---	---
Money on Hand or on Deposit	---	---	---	11 500	---
Credits of Others Than Banks	---	---	---	---	---
Stocks and Bonds	---	---	---	---	---
Shares of Capital Stock Companies	---	---	---	---	---
Property of Companies and Corporations	2 669 820	4 753 160	622 980	---	2 298 100
Miscellaneous Property	675 400	---	86 560	308 600	713 490
State and National Banks	1 678 440	726 650	148 420	347 335	623 370
Railroads Assessed in Miles	2 596 790	339 700	841 580	420 900	589 795
Rolling Stock	380 640	74 390	152 170	137 190	117 795
Intangible Value (Railroads)	627 250	166 170	182 240	185 930	153 100

	GRAYSON	GREGG	GRIMES	GUADALUPE	HALE
Street Railways and Interurbans	\$ ---	\$ ---	\$ ---	\$ ---	\$ ---
Telephone and Telegraph Lines	91 310	400	68 245	415 060	68 900
Steam and Other Vessels	10 800	---	---	---	---
Pipe Lines	144 560	1 402 700	1 080 480	199 445	51 370
Intangible Value (Pipe Lines)	72 530	1 132 310	334 320	58 960	9 050
Intangible Value (Trucks and Buses)	<u>199 900</u>	<u>204 060</u>	<u>54 020</u>	<u>176 790</u>	<u>114 770</u>
Total Value	\$ 76 257 354	\$136 130 120	\$ 13 318 105	\$ 24 260 885	\$ 30 759 980
Total Value for State	\$ 60 905 614	\$130 833 120	\$ 10 477 525	\$ 19 106 635	\$ 23 910 640
State Tax	\$ 255 801 81	\$ 549 493 03	\$ 44 006 13	\$ 80 248 75	\$ 100 418 61
Supplemental Value for Back Years	8 590	---	---	9 490	---
Supplemental Tax for Back Years	<u>36 08</u>	<u>---</u>	<u>---</u>	<u>39 86</u>	<u>---</u>
Number of Acres	553 490	187 028	497 586	452 366	628 586
Number of Horses and Mules	500	400	300	24	250
Number of Cattle	16 400	600	25 000	15 961	16 984
Number of Jacks and Jennets	---	---	---	---	30
Number of Sheep	500	200	800	815	2 500
Number of Goats	---	150	800	88	---
Number of Hogs	700	750	200	837	300
Number of Dogs	5	---	---	---	---
Number of Vehicles	13 430	300	2 900	8 374	---
Number of Miles Railroads	194.94	33.37	90.37	36.60	79.55
Average Value of Land	\$ 50.90	\$ 685.00	\$ 9.80	\$ 29.10	\$ 21.85
Rate of County Tax	<u>.85</u>	<u>1.29</u>	<u>.80</u>	<u>1.10</u>	<u>1.23</u>

TABLE NO. 186 Continued
PROPERTY ASSESSED FOR TAXATION AS SHOWN BY 1955 TAX ROLLS

	HALL	HAMILTON	HANSFORD	HARDEMAN	HARDIN
Land Assessed in Acres	\$ 5 439 065	\$ 5 246 355	\$ 5 715 448	\$ 3 650 230	\$ 34 434 622
Town Lots	2 119 155	1 314 240	745 206	2 335 539	1 475 020
Horses and Mules	500	---	1 155	200	11 600
Cattle	298 055	625 000	302 780	761 480	15 100
Jacks and Jennets	200	---	---	---	---
Sheep	1 200	75 000	6 024	1 000	10 050
Goats	---	20 000	---	---	---
Hogs	500	6 000	608	700	18 000
Dogs	---	---	---	300	1 250
Vehicles	818 900	350 000	276 180	414 890	2 500
Goods and Merchandise	313 855	406 000	215 478	750 000	500 000
Materials and Manufactured Articles	181 645	60 000	---	296 000	500 000
Manufacturer's Tools and Implements	27 360	260 000	393 200	345 000	1 100 000
Steam Engines and Boilers	---	---	---	105 000	795 150
Money and Credits of Banks and Bankers	---	---	---	---	---
Money on Hand or on Deposit	---	50 000	---	---	---
Credits of Others Than Banks	---	---	---	3 100	---
Stocks and Bonds	---	---	---	---	---
Shares of Capital Stock Companies	---	---	---	---	---
Property of Companies and Corporations	7 320	459 595	---	---	---
Miscellaneous Property	184 780	11 480	2 638 320	188 989	968 595
State and National Banks	85 550	220 293	15 000	71 000	57 005
Railroads Assessed in Miles	345 750	36 910	354 000	549 757	917 655
Rolling Stock	101 950	10 630	37 240	78 920	209 690
Intangible Value (Railroads)	191 090	4 300	66 020	331 040	187 340

	HALL	HAMILTON	HANSFORD	HARDEMAN	HARDIN
Street Railways and Interurbans	\$ ---	\$ ---	\$ ---	\$ ---	\$ ---
Telephone and Telegraph Lines	77 640	6 530	213 290	174 866	183 670
Steam and Other Vessels	---	---	---	---	---
Pipe Lines	85 110	154 940	1 193 830	311 250	3 116 075
Intangible Value (Pipe Lines)	9 960	43 070	---	4 750	932 020
Intangible Value (Trucks and Buses)	<u>40 490</u>	<u>42 750</u>	<u>6 820</u>	<u>38 540</u>	<u>58 790</u>
Total Value	\$ 10 330 075	\$ 9 403 093	\$ 12 180 599	\$ 10 412 551	\$ 45 494 132
Total Value for State	\$ 7 943 865	\$ 5 982 113	\$ 11 576 216	\$ 8 545 310	\$ 43 798 101
State Tax	\$ 33 361 26	\$ 25 124 81	\$ 48 619 80	\$ 35 891 60	\$ 183 949 48
Supplemental Value for Back Years	---	---	---	---	---
Supplemental Tax for Back Years	<u>---</u>	<u>---</u>	<u>---</u>	<u>---</u>	<u>---</u>
Number of Acres	555 777	528 638	588 527	433 987	608 094
Number of Horses and Mules	200	---	77	20	160
Number of Cattle	9 685	30 000	22 935	25 416	1 510
Number of Jacks and Jennets	20	---	---	---	---
Number of Sheep	300	25 000	2 308	400	410
Number of Goats	---	10 000	---	---	---
Number of Hogs	250	500	193	255	1 800
Number of Dogs	---	---	---	6	25
Number of Vehicles	2 563	---	1 302	3 950	1 000
Number of Miles Railroads	51.58	6.71	59.00	75.49	97.17
Average Value of Land	\$ 8.95	\$ 9.10	\$ 9.70	\$ 8.10	\$ 12.45
Rate of County Tax	<u>1.05</u>	<u>.56</u>	<u>1.30</u>	<u>.95</u>	<u>.99</u>

TABLE NO. 186 Continued
 PROPERTY ASSESSED FOR TAXATION AS SHOWN BY 1955 TAX ROLLS

	HARRIS	HARRISON	HARTLEY	HASKELL	HAYS
Land Assessed in Acres	\$230 800 680	\$ 21 483 850	\$ 5 738 026	\$ 12 878 815	\$ 4 437 538
Town Lots	601 258 040	11 814 590	585 833	1 051 115	3 658 525
Horses and Mules	64 520	150 000	3 229	2 340	15 260
Cattle	631 150	500 000	774 249	195 000	476 760
Jacks and Jennets	2 100	800	---	---	---
Sheep	3 400	20 000	---	---	130 002
Goats	1 430	10 000	---	---	75 598
Hogs	38 500	50 000	280	---	---
Dogs	1 250	1 000	20	---	---
Vehicles	43 605 230	3 500 000	94 380	1 523 545	155 966
Goods and Merchandise	117 020 125	1 200 000	32 695	435 300	95 710
Materials and Manufactured Articles	23 972 040	250 000	13 843	---	46 290
Manufacturer's Tools and Implements	7 382 210	550 000	38 269	189 360	201 843
Steam Engines and Boilers	1 459 050	50 000	---	---	---
Money and Credits of Banks and Bankers	176 500	---	---	---	---
Money on Hand or on Deposit	57 800	---	---	---	---
Credits of Others Than Banks	54 650	---	---	---	---
Stocks and Bonds	170 000	125 000	---	---	---
Shares of Capital Stock Companies	---	---	---	---	---
Property of Companies & Corporations	21 817 845	2 200 000	53 931	---	238 867
Miscellaneous Property	3 292 620	299 555	264 946	298 750	137 270
State and National Banks	33 947 000	472 030	---	78 000	177 970
Railroads Assessed in Miles	7 978 860	1 215 520	685 668	453 985	315 680
Rolling Stock	1 446 580	173 240	77 700	97 530	98 950
Intangible Value (Railroads)	1 163 430	812 630	333 810	48 730	18 180

	HARRIS	HARRISON	HARTLEY	HASKELL	HAYS
Street Railways and Interurbans	\$ ---	\$ ---	\$ ---	\$ ---	\$ ---
Telephone and Telegraph Lines	22 834 190	643 150	69 990	40 710	114 690
Steam and Other Vessels	714 850	---	---	---	---
Pipe Lines	9 572 010	2 019 575	215 100	794 530	462 980
Intangible Value (Pipe Lines)	2 039 790	479 990	---	222 690	148 000
Intangible Value (Trucks and Buses)	<u>1 366 390</u>	<u>181 580</u>	<u>53 370</u>	<u>54 230</u>	<u>119 220</u>
Total Value	\$1 132 872 240	\$ 48 202 510	\$ 9 035 339	\$ 18 364 630	\$ 11 125 299
Total Value for State	971 665 460	\$ 39 437 000	\$ 8 555 287	\$ 15 843 460	\$ 9 095 949
State Tax	4 080 930 95	\$ 165 633 43	\$ 35 931 51	\$ 66 542 53	\$ 38 202 91
Supplemental Value for Back Years	4 800	---	---	---	---
Supplemental Tax for Back Years	<u>21.60</u>	<u>---</u>	<u>---</u>	<u>---</u>	<u>---</u>
Number of Acres	802 481	579 796	930 206	585 229	426 841
Number of Horses and Mules	5 800	3 000	252	119	1 106
Number of Cattle	63 520	50 000	23 711	9 750	23 838
Number of Jacks and Jennets	42	10	---	---	---
Number of Sheep	3 400	2 000	---	---	43 334
Number of Goats	1 430	1 000	---	---	37 799
Number of Hogs	3 850	5 000	124	---	---
Number of Dogs	25	20	1	---	---
Number of Vehicles	140 727	12 000	419	4 800	760
Number of Miles Railroads	408.03	75.86	89.69	74.00	34.40
Average Value of Land	\$ 287.00	\$ 11.20	\$ 3.60	\$ 22.00	\$ 10.40
Rate of County Tax	<u>1.48</u>	<u>1.00</u>	<u>.95</u>	<u>1.05</u>	<u>1.10</u>

TABLE NO. 186 Continued
PROPERTY ASSESSED FOR TAXATION AS SHOWN BY 1955 TAX ROLLS

	HEMPHILL	HENDERSON	HIDALGO	HILL	HOCKLEY
Land Assessed in Acres	\$ 3 882 120	\$ 10 111 580	\$ 31 281 225	\$ 10 251 430	\$ 38 972 375
Town Lots	1 301 300	2 301 865	31 772 895	4 662 215	2 272 453
Horses and Mules	4 410	---	36 000	600	340
Cattle	853 450	88 460	781 660	480 000	46 810
Jacks and Jennets	---	---	300	---	---
Sheep	2 995	---	600	1 000	---
Goats	---	---	15 000	---	---
Hogs	1 019	---	10 140	---	970
Dogs	70	---	50	200	---
Vehicles	605 610	---	9 120 850	2 400 000	---
Goods and Merchandise	244 045	336 000	366 100	850 000	367 140
Materials and Manufactured Articles	116 990	---	162 960	---	537 570
Manufacturer's Tools and Implements	233 240	548 600	1 479 040	290 000	3 224 256
Steam Engines and Boilers	---	---	56 180	---	---
Money and Credits of Banks and Bankers	---	---	---	---	---
Money on Hand or on Deposit	---	---	---	5 000	---
Credits of Others Than Banks	---	---	---	---	---
Stocks and Bonds	---	---	---	---	---
Shares of Capital Stock Companies	---	---	---	---	---
Property of Companies and Corporations	633 410	6 388 960	16 266 235	---	---
Miscellaneous Property	9 060	13 131	7 268 815	2 161 007	---
State and National Banks	75 560	205 000	1 361 219	470 040	130 470
Railroads Assessed in Miles	432 330	705 685	1 678 290	974 635	299 240
Rolling Stock	39 000	226 030	543 280	194 930	51 680
Intangible Value (Railroads)	243 050	74 200	470 290	96 820	44 690

	HEMPHILL	HENDERSON	HIDALGO	HILL	HOCKLEY
Street Railways and Interurbans	\$ ---	\$ ---	\$ ---	\$ ---	\$ ---
Telephone and Telegraph Lines	37 660	304 730	135 670	173 648	21 020
Steam and Other Vessels	---	---	---	---	---
Pipe Lines	392 830	846 360	1 345 290	1 168 550	765 780
Intangible Value (Pipe Lines)	---	386 280	42 720	693 990	227 890
Intangible Value (Trucks and Buses)	<u>10 360</u>	<u>122 090</u>	<u>165 050</u>	<u>195 360</u>	<u>88 680</u>
Total Value	\$ 9 118 509	\$ 22 658 971	\$104 359 859	\$ 25 069 425	\$ 47 051 364
Total Value for State	\$ 8 183 209	\$ 19 641 696	\$ 79 038 754	\$ 17 824 505	\$ 45 299 764
State Tax	\$ 34 369 43	\$ 82 498 19	\$ 331 959 23	\$ 74 862 92	\$ 190 255 24
Supplemental Value for Back Years	---	---	---	---	---
Supplemental Tax for Back Years	<u>---</u>	<u>---</u>	<u>---</u>	<u>---</u>	<u>---</u>
Number of Acres	567 295	614 556	966 529	586 268	580 610
Number of Horses and Mules	---	---	1 200	60	17
Number of Cattle	---	---	23 189	23 000	2 311
Number of Jacks and Jennets	---	---	10	---	---
Number of Sheep	---	---	200	---	---
Number of Goats	---	---	5 000	---	---
Number of Hogs	---	---	3 380	---	97
Number of Dogs	---	---	1	2	---
Number of Vehicles	---	---	30 497	7 500	1 826
Number of Miles Railroads	34.82	80.65	216.68	108.11	55.25
Average Value of Land	\$ 6.80	\$ 36.50	\$ 32.30	\$ 16.85	\$ 67.00
Rate of County Tax	<u>1.30</u>	<u>.90</u>	<u>.90</u>	<u>1.12</u>	<u>1.00</u>

TABLE NO. 186 Continued
PROPERTY ASSESSED FOR TAXATION AS SHOWN BY 1955 TAX ROLLS

	HOOD	HOPKINS	HOUSTON	HOWARD	HUDSPETH
Land Assessed in Acres	\$ 1 960 321	\$ 8 606 610	\$ 9 375 830	\$ 25 277 317	\$ 4 429 695
Town Lots	585 900	2 703 230	1 252 170	8 878 885	---
Horses and Mules	1 665	---	1 500	---	3 065
Cattle	208 344	224 770	360 000	---	261 250
Jacks and Jennets	---	---	---	---	---
Sheep	86 364	---	---	---	92 175
Goats	13 939	---	---	---	1 700
Hogs	1 080	---	---	---	250
Dogs	632	---	---	---	---
Vehicles	341 026	792 700	1 175 000	---	209 000
Goods and Merchandise	67 475	802 300	820 000	---	90 700
Materials and Manufactured Articles	24 665	---	---	---	---
Manufacturer's Tools and Implements	59 825	1 257 710	60 000	---	315 305
Steam Engines and Boilers	---	---	---	---	---
Money and Credits of Banks and Bankers	---	---	---	---	---
Money on Hand or on Deposit	---	---	---	---	---
Credits of Others Than Banks	---	---	---	---	---
Stocks and Bonds	---	---	---	---	---
Shares of Capital Stock Companies	---	---	---	---	---
Property of Companies and Corporations	191 325	---	169 490	---	---
Miscellaneous Property	4 860	---	16 720	5 241 424	2 008 545
State and National Banks	35 590	220 000	323 500	631 047	---
Railroads Assessed in Miles	210 510	520 260	308 630	291 870	802 090
Rolling Stock	63 490	120 010	84 330	72 810	478 510
Intangible Value (Railroads)	35 540	214 830	17 510	323 320	692 110

	HOOD	HOPKINS	HOUSTON	HOWARD	HUDSPETH
Street Railways and Interurbans	\$ ---	\$ ---	\$ ---	\$ ---	\$ ---
Telephone and Telegraph Lines	128 044	194 520	171 840	3 763 370	254 370
Steam and Other Vessels	---	---	---	---	---
Pipe Lines	123 680	432 140	590 990	---	342 900
Intangible Value (Pipe Lines)	113 410	79 070	285 210	581 630	138 520
Intangible Value (Trucks and Buses)	<u>20 660</u>	<u>120 410</u>	<u>30 900</u>	<u>202 640</u>	<u>244 160</u>
Total Value	\$ 4 278 345	\$ 16 288 560	\$ 15 043 620	\$ 45 264 313	\$ 10 364 345
Total Value for State	\$ 3 289 974	\$ 12 344 110	\$ 11 754 260	\$ 41 252 981	\$ 9 804 190
State Tax	\$ 13 793 33	\$ 51 844 06	\$ 49 368 03	\$ 173 265 68	\$ 41 177 59
Supplemental Value for Back Years	---	---	---	---	---
Supplemental Tax for Back Years	<u>---</u>	<u>---</u>	<u>---</u>	<u>---</u>	<u>---</u>
Number of Acres	263 025	494 391	700 275	567 379	2 680 937
Number of Horses and Mules	92	---	150	---	549
Number of Cattle	9 722	---	24 000	---	17 462
Number of Jacks and Jennets	---	---	---	---	---
Number of Sheep	43 182	---	---	---	30 004
Number of Goats	10 735	---	---	---	648
Number of Hogs	212	---	---	---	76
Number of Dogs	15	---	---	---	---
Number of Vehicles	731	---	4 700	---	969
Number of Miles Railroads	37.96	70.04	36.31	32.43	159.00
Average Value of Land	\$ 7.45	\$ 17.40	\$ 13.40	\$ 44.55	\$ 1.65
Rate of County Tax	<u>1.43</u>	<u>.95</u>	<u>.85</u>	<u>1.04</u>	<u>.95</u>

TABLE NO. 186 Continued
 PROPERTY ASSESSED FOR TAXATION AS SHOWN BY 1955 TAX ROLLS

	HUNT	HUTCHINSON	IRION	JACK	JACKSON
Land Assessed in Acres	\$ 9 347 730	\$ 27 658 570	\$ 3 325 539	\$ 17 855 592	\$ 39 830 310
Town Lots	8 641 570	5 270 320	173 940	870 942	2 131 840
Horses and Mules	80	---	---	---	14 370
Cattle	144 170	75 000	---	829 060	521 060
Jacks and Jennets	---	---	---	---	---
Sheep	---	---	---	5 325	1 410
Goats	---	---	---	27 870	---
Hogs	---	---	---	---	---
Dogs	700	---	---	---	750
Vehicles	2 529 246	150 000	---	889 500	563 510
Goods and Merchandise	935 640	975 000	---	251 650	436 660
Materials and Manufactured Articles	212 740	---	---	---	---
Manufacturer's Tools and Implements	300 670	9 800 000	---	1 181 277	276 360
Steam Engines and Boilers	32 370	---	---	---	158 430
Money and Credits of Banks and Bankers	32 530	---	---	---	---
Money on Hand or on Deposit	---	---	---	---	---
Credits of Others Than Banks	---	---	---	---	---
Stocks and Bonds	---	---	---	---	---
Shares of Capital Stock Companies	---	---	---	---	---
Property of Companies and Corporations	---	---	---	---	---
Miscellaneous Property	2 533 760	1 825 605	581 422	45 880	2 206 020
State and National Banks	1 216 226	189 750	50 000	140 075	190 500
Railroads Assessed in Miles	1 240 810	426 985	---	240 240	445 700
Rolling Stock	302 910	19 170	12 730	8 090	166 880
Intangible Value (Railroads)	270 940	84 780	20 860	55 590	121 390

	HUNT	HUTCHINSON	IRION	JACK	JACKSON
Street Railways and Interurbans	\$ ---	\$ ---	\$ ---	\$ ---	\$ ---
Telephone and Telegraph Lines	---	1 382 100	---	---	7 740
Steam and Other Vessels	---	---	---	115 350	---
Pipe Lines	---	140 990	343 320	718 800	2 342 690
Intangible Value (Pipe Lines)	8 140	127 000	157 870	362 960	140 020
Intangible Value (Trucks and Buses)	<u>141 170</u>	<u>119 730</u>	<u>15 100</u>	<u>79 140</u>	<u>149 800</u>
Total Value	\$ 27 891 402	\$ 48 245 000	\$ 4 680 781	\$ 23 677 341	\$ 49 705 440
Total Value for State	\$ 20 245 662	\$ 45 803 735	\$ 4 424 121	\$ 22 125 172	\$ 47 775 450
State Tax	\$ 85 027 52	\$ 192 375 55	\$ 18 581 12	\$ 92 925 63	\$ 200 656 84
Supplemental Value for Back Years	---	---	---	---	---
Supplemental Tax for Back Years	<u>---</u>	<u>---</u>	<u>---</u>	<u>---</u>	<u>---</u>
Number of Acres	537 729	363 726	666 700	599 905	543 737
Number of Horses and Mules	40	---	---	---	719
Number of Cattle	9 423	---	---	33 980	34 190
Number of Jacks and Jennets	---	---	---	---	---
Number of Sheep	---	---	---	1 100	1 076
Number of Goats	---	---	---	9 450	---
Number of Hogs	---	---	---	---	---
Number of Dogs	14	---	---	---	24
Number of Vehicles	---	---	---	2 767	3 241
Number of Miles Railroads	148.02	55.21	41.73	34.32	57.16
Average Value of Land	\$ 17.38	\$ 3.36	\$ 5.50	\$ 29.76	\$ 63.18
Rate of County Tax	<u>1.37</u>	<u>1.10</u>	<u>.95</u>	<u>.80</u>	<u>.87</u>

TABLE NO. 186 Continued
PROPERTY ASSESSED FOR TAXATION AS SHOWN BY 1955 TAX ROLLS

	JASPER	JEFF DAVIS	JEFFERSON	JIM HOGG	JIM WELLS
Land Assessed in Acres	\$ 7 005 175	\$ 2 409 903	\$115 212 450	\$ 2 257 110	\$ 43 422 635
Town Lots	1 288 125	281 034	75 531 870	1 022 750	2 715 330
Horses and Mules	750	18 400	10 020	12 000	---
Cattle	2 000	330 220	197 000	465 450	---
Jacks and Jennets	---	---	---	---	---
Sheep	---	97 360	---	---	---
Goats	200	11 500	---	---	---
Hogs	7 500	---	---	---	---
Dogs	625	---	---	---	---
Vehicles	60 000	127 760	591 530	72 000	45 080
Goods and Merchandise	380 000	26 550	13 431 700	360 090	470 475
Materials and Manufactured Articles	110 000	2 375	5 944 444	---	721 776
Manufacturer's Tools and Implements	130 000	15 900	9 709 380	242 410	534 955
Steam Engines and Boilers	120 000	---	1 655 453	---	15 160
Money and Credits of Banks and Bankers	---	---	8 000	---	---
Money on Hand or on Deposit	---	---	---	---	---
Credits of Others Than Banks	---	---	---	---	---
Stocks and Bonds	---	---	---	---	---
Shares of Capital Stock Companies	---	---	---	---	---
Property of Companies & Corporations	3 977 030	---	32 898 716	4 118 025	2 427 570
Miscellaneous Property	1 309 490	32 360	2 022 430	184 075	1 008 989
State and National Banks	97 125	45 500	3 673 372	42 750	160 740
Railroads Assessed in Miles	625 435	232 330	1 611 495	84 260	524 950
Rolling Stock	129 930	107 300	240 810	46 960	290 475
Intangible Value (Railroads)	62 290	177 980	489 320	9 730	101 700

	JASPER	JEFFERSON	JEFF DAVIS	JIM HOGG	JIM WELLS
Street Railways and Interurbans	\$ ---	\$ ---	\$ ---	\$ ---	\$ ---
Telephone and Telegraph Lines	1 500	26 970	4 720	39 610	89 920
Steam and Other Vessels	---	---	4 000	---	---
Pipe Lines	1 465 940	25 000	3 658 475	148 300	1 770 130
Intangible Value (Pipe Lines)	71 600	---	1 171 850	38 180	234 910
Intangible Value (Trucks and Buses)	44 420	36 790	347 410	17 860	208 140
Total Value	\$ 16 889 135	\$ 4 005 232	\$268 414 445	\$ 9 161 560	\$ 54 742 935
Total Value for State	\$ 15 093 655	\$ 3 795 128	\$233 227 680	\$ 8 669 690	\$ 52 589 155
State Tax	\$ 63 395 26	\$ 15 939 72	\$ 979 556 78	\$ 36 412 64	\$ 220 875 32
Supplemental Value for Back Years	---	---	---	---	---
Supplemental Tax for Back Years	---	---	---	---	---
Number of Acres	582 921	2 042 018	554 771	729 000	1 039 000
Number of Horses and Mules	75	920	440	---	---
Number of Cattle	1 000	15 800	9 850	---	---
Number of Jacks and Jennets	---	---	---	---	---
Number of Sheep	---	48 680	---	---	---
Number of Goats	100	11 500	---	---	---
Number of Hogs	---	---	---	---	---
Number of Dogs	25	---	---	---	---
Number of Vehicles	600	---	2 750	---	---
Number of Miles Railroads	92.09	30.51	143.62	12.21	77.01
Average Value of Land	\$ 12.00	\$ 1.20	\$ 208.00	\$ 3.10	\$ 40.85
Rate of County Tax	.80	.91	1.15	2.20	1.38

TABLE NO. 186 Continued
 PROPERTY ASSESSED FOR TAXATION AS SHOWN BY 1955 TAX ROLLS

	JOHNSON	JONES	KARNES	KAUFMAN	KENDALL
Land Assessed in Acres	\$ 8 039 520	\$ 17 924 120	\$ 14 537 735	\$ 7 468 440	\$ 3 160 150
Town Lots	6 241 340	4 057 195	1 610 560	4 685 640	1 020 200
Horses and Mules	2 250	27 500	3 120	9 000	10 580
Cattle	658 350	268 760	199 170	80 000	255 940
Jacks and Jennets	---	250	---	---	---
Sheep	9 850	5 000	2 750	12 000	77 570
Goats	750	---	310	---	55 780
Hogs	400	300	4 260	380	1 300
Dogs	100	300	370	---	530
Vehicles	1 191 950	1 582 500	805 960	2 576 700	556 280
Goods and Merchandise	660 650	75 750	333 930	596 550	106 530
Materials and Manufactured Articles	---	---	---	---	---
Manufacturer's Tools and Implements	489 050	880 465	253 480	163 500	210 090
Steam Engines and Boilers	---	---	23 050	---	---
Money and Credits of Banks and Bankers	---	---	---	5 000	---
Money on Hand or on Deposit	---	---	---	---	---
Credits of Others Than Banks	---	---	21 630	---	---
Stocks and Bonds	---	---	---	---	91 340
Shares of Capital Stock Companies	---	---	---	---	---
Property of Companies and Corporations	---	---	50 240	---	33 880
Miscellaneous Property	1 210 230	161 395	559 045	3 272 930	82 690
State and National Banks	704 660	332 600	132 750	594 474	97 500
Railroads Assessed in Miles	1 446 380	516 660	297 000	622 860	143 165
Rolling Stock	195 550	137 235	164 930	266 330	97 570
Intangible Value (Railroads)	230 750	64 270	55 860	305 450	20 040

	JOHNSON	JONES	KARNES	KAUFMAN	KENDALL
Street Railways and Interurbans	\$ ---	\$ ---	\$ ---	\$ ---	\$ ---
Telephone and Telegraph Lines	538 850	1 269 510	302 820	413 180	37 890
Steam and Other Vessels	---	---	---	---	---
Pipe Lines	1 005 060	---	730 500	398 830	60
Intangible Value (Pipe Lines)	290 490	91 570	145 030	27 500	---
Intangible Value (Trucks and Buses)	<u>102 340</u>	<u>114 210</u>	<u>85 380</u>	<u>110 650</u>	<u>39 330</u>
Total Value	\$ 23 018 520	\$ 27 509 650	\$ 20 319 880	\$ 21 609 414	\$ 6 098 415
Total Value for State	\$ 15 946 160	\$ 23 626 910	\$ 18 026 730	\$ 16 451 654	\$ 4 286 335
State Tax	\$ 66 974 69	\$ 99 227 03	\$ 75 711 67	\$ 69 096 96	\$ 18 002 61
Supplemental Value for Back Years	---	---	---	---	---
Supplemental Tax for Back Years	<u>---</u>	<u>---</u>	<u>---</u>	<u>---</u>	<u>---</u>
Number of Acres	466 083	594 459	466 367	502 764	409 854
Number of Horses and Mules	105	1 000	421	360	488
Number of Cattle	18 635	10 750	19 843	38 000	8 436
Number of Jacks and Jennets	---	8	---	---	---
Number of Sheep	1 697	2 500	682	2 000	37 357
Number of Goats	150	---	108	---	35 650
Number of Hogs	30	300	724	25	124
Number of Dogs	2	6	15	---	6
Number of Vehicles	4 759	10 550	6 185	6 063	1 960
Number of Miles Railroads	106.45	91.62	44	81.63	26.03
Average Value of Land	\$ 17.25	\$ 30.15	\$ 31.17	\$ 14.85	\$ 7.71
Rate of County Tax	<u>1.25</u>	<u>.64</u>	<u>.84</u>	<u>1.00</u>	<u>.40</u>

TABLE NO. 186 Continued
 PROPERTY ASSESSED FOR TAXATION AS SHOWN BY 1955 TAX ROLLS

	KENEDY	KENT	KERR	KIMBLE	KING
Land Assessed in Acres	\$ 3 320 065	\$ 1 775 375	\$ 5 267 970	\$ 3 012 999	\$ 1 928 834
Town Lots	122 375	170 300	3 771 670	799 540	32 107
Horses and Mules	18 555	2 260	6 030	13 200	18 450
Cattle	303 880	119 170	156 800	93 620	165 355
Jacks and Jennets	45	---	---	---	---
Sheep	---	---	238 680	308 756	---
Goats	60	---	111 390	230 881	---
Hogs	---	50	50	---	---
Dogs	35	120	600	---	300
Vehicles	46 350	79 380	289 850	354 434	64 759
Goods and Merchandise	---	53 725	342 290	191 660	5 900
Materials and Manufactured Articles	---	---	---	---	---
Manufacturer's Tools and Implements	---	---	79 330	---	40 500
Steam Engines and Boilers	---	---	---	---	---
Money and Credits of Banks and Bankers	---	---	48 000	---	---
Money on Hand or on Deposit	---	---	49 900	18 722	---
Credits of Others Than Banks	---	---	27 250	---	---
Stocks and Bonds	---	---	---	---	---
Shares of Capital Stock Companies	---	---	---	---	---
Property of Companies and Corporations	30 490	212 840	---	---	---
Miscellaneous Property	98 805	20 326 110	73 950	58 493	2 993 020
State and National Banks	---	---	50 000	96 000	---
Railroads Assessed in Miles	232 350	69 770	91 300	---	---
Rolling Stock	138 480	34 430	68 440	---	---
Intangible Value (Railroads)	69 700	13 290	14 060	---	---

	KENEDY	KENT	KERR	KIMBLE	KING
Street Railways and Interurbans	\$ ---	\$ ---	\$ ---	\$ ---	\$ ---
Telephone and Telegraph Lines	73 612	11 680	167 720	115 332	500
Steam and Other Vessels	---	---	---	---	---
Pipe Lines	15 720	215 290	68 280	590 210	138 690
Intangible Value (Pipe Lines)	5 500	95 840	9 620	351 920	21 380
Intangible Value (Trucks and Buses)	<u>71 420</u>	<u>17 800</u>	<u>54 550</u>	<u>37 390</u>	<u>25 210</u>
Total Value	\$ 4 547 442	\$ 23 197 430	\$ 10 987 730	\$ 6 273 157	\$ 5 435 005
Total Value for State	\$ 4 543 442	\$ 22 917 659	\$ 7 655 060	\$ 5 544 167	\$ 5 398 027
State Tax	\$ 19 082 46	\$ 96 254 92	\$ 32 151 11	\$ 23 285 52	\$ 22 671 64
Supplemental Value for Back Years	---	---	---	---	---
Supplemental Tax for Back Years	<u>---</u>	<u>---</u>	<u>---</u>	<u>---</u>	<u>---</u>
Number of Acres	926 783	542 554	704 734	929 490	547 212
Number of Horses and Mules	1 237	226	602	660	468
Number of Cattle	30 388	7 945	7 849	4 681	10 799
Number of Jacks and Jennets	3	---	---	---	---
Number of Sheep	---	---	80 095	77 189	---
Number of Goats	60	---	55 025	65 966	---
Number of Hogs	---	50	16	---	---
Number of Dogs	7	4	9	---	6
Number of Vehicles	93	610	2 443	---	221
Number of Miles Railroads	46.47	17.42	18.26	---	---
Average Value of Land	\$ 3.58	\$ 3.27	\$ 7.47	\$ 3.24	\$ 3.52
Rate of County Tax	<u>.75</u>	<u>.95</u>	<u>.95</u>	<u>.80</u>	<u>1.25</u>

TABLE NO. 186 Continued
 PROPERTY ASSESSED FOR TAXATION AS SHOWN BY 1955 TAX ROLLS

	KINNEY	KLEBERG	KNOX	LAMAR	LAMB
Land Assessed in Acres	\$ 2 510 566	\$ 26 883 775	\$ 4 662 930	\$ 9 808 125	\$ 10 222 182
Town Lots	360 298	6 435 120	1 675 220	9 137 715	3 472 092
Horses and Mules	24 500	8 000	7 000	72 000	25 000
Cattle	285 600	283 000	750 000	533 925	500 000
Jacks and Jennets	---	---	---	1 200	---
Sheep	552 855	60	1 000	421 065	---
Goats	60 000	---	---	75 000	---
Hogs	---	400	10 000	75 000	30 000
Dogs	50	---	200	200	---
Vehicles	194 270	166 110	905 000	848 920	800 000
Goods and Merchandise	65 115	779 302	300 000	500 000	500 000
Materials and Manufactured Articles	13 400	---	700 000	430 255	---
Manufacturer's Tools and Implements	34 233	326 980	7 460	41 000	1 689 531
Steam Engines and Boilers	---	---	20 000	4 500	---
Money and Credits of Banks and Bankers	---	---	---	---	---
Money on Hand or on Deposit	---	---	---	---	---
Credits of Others Than Banks	---	---	---	---	---
Stocks and Bonds	---	---	---	---	---
Shares of Capital Stock Companies	---	---	---	---	---
Property of Companies and Corporations	198 000	551 275	294 310	---	---
Miscellaneous Property	13 400	366 178	2 109 220	---	3 436 930
State and National Banks	50 000	91 760	102 000	827 045	286 460
Railroads Assessed in Miles	465 510	246 520	292 375	1 109 620	262 400
Rolling Stock	189 370	63 550	34 955	176 690	36 740
Intangible Value (Railroads)	232 210	61 850	25 460	393 260	108 240

	KINNEY	KLEBERG	KNOX	LAMAR	LAMB
Street Railways and Interurbans	\$ ---	\$ ---	\$ ---	\$ ---	\$ ---
Telephone and Telegraph Lines	155 380	188 915	135 700	512 650	81 825
Steam and Other Vessels	---	---	---	---	---
Pipe Lines	38 500	898 340	147 220	625 840	506 320
Intangible Value (Pipe Lines)	---	75 100	13 700	26 110	41 700
Intangible Value (Trucks and Buses)	<u>32 170</u>	<u>70 780</u>	<u>41 620</u>	<u>61 770</u>	<u>82 300</u>
Total Value	\$ 5 475 427	\$ 37 497 015	\$ 12 235 370	\$ 25 681 890	\$ 22 081 720
Total Value for State	\$ 5 262 362	\$ 33 746 885	\$ 10 026 020	\$ 18 508 630	\$ 17 209 945
State Tax	\$ 22 102 36	\$ 141 736 86	\$ 42 109 29	\$ 77 739 80	\$ 72 312 69
Supplemental Value for Back Years	---	---	---	---	---
Supplemental Tax for Back Years	<u>---</u>	<u>---</u>	<u>---</u>	<u>---</u>	<u>---</u>
Number of Acres	1 085 125	544 865	592 097	560 017	638 603
Number of Horses and Mules	700	800	350	3 600	500
Number of Cattle	6 356	28 300	25 000	25 000	20 000
Number of Jacks and Jennets	---	---	---	60	---
Number of Sheep	110 571	60	200	---	---
Number of Goats	20 000	---	---	8 000	---
Number of Hogs	---	40	1 000	71 000	3 000
Number of Dogs	1	---	4	4	---
Number of Vehicles	425	520	4 200	---	---
Number of Miles Railroads	50.52	21.28	44.18	96.18	32.80
Average Value of Land	\$ 2.30	\$ 49.35	\$ 7.85	\$ 17.50	\$ 16.00
Rate of County Tax	<u>1.05</u>	<u>1.00</u>	<u>1.25</u>	<u>1.30</u>	<u>.80</u>

TABLE NO. 186 Continued
 PROPERTY ASSESSED FOR TAXATION AS SHOWN BY 1955 TAX ROLLS

	LAMPASAS	LA SALLE	LAVACA	LEE	LEON
Land Assessed in Acres	\$ 3 166 610	\$ 4 123 215	\$ 15 982 080	\$ 3 561 980	\$ 6 164 520
Town Lots	1 922 130	871 455	2 459 560	1 567 561	751 015
Horses and Mules	2 500	3 760	500	1 250	10 000
Cattle	261 000	651 240	875 360	745 700	120 000
Jacks and Jennets	---	---	---	---	200
Sheep	120 300	375	14 800	200	1 600
Goats	54 000	1 825	2 000	125	4 000
Hogs	500	4 250	75 000	22 120	2 000
Dogs	---	---	1 290	---	450
Vehicles	570 000	73 200	2 263 950	462 600	238 910
Goods and Merchandise	421 000	289 935	154 450	130 500	80 000
Materials and Manufactured Articles	---	---	221 170	---	---
Manufacturer's Tools and Implements	360 000	168 660	696 880	211 050	302 190
Steam Engines and Boilers	---	---	202 730	---	30 000
Money and Credits of Banks and Bankers	---	---	---	---	---
Money on Hand or on Deposit	---	---	10 000	---	---
Credits of Others Than Banks	---	---	---	---	---
Stocks and Bonds	---	---	---	---	---
Shares of Capital Stock Companies	---	---	---	---	---
Property of Companies and Corporations	3 490	---	---	202 605	182 130
Miscellaneous Property	206 850	---	44 250	24 590	---
State and National Banks	87 500	33 150	165 260	296 200	60 000
Railroads Assessed in Miles	437 945	327 110	428 400	552 260	678 960
Rolling Stock	101 150	106 870	214 110	270 070	112 445
Intangible Value (Railroads)	178 980	33 080	43 990	185 690	56 300

	LAMPASAS	LA SALLE	LAVACA	LEE	LEON
Street Railways and Interurbans	\$ ---	\$ ---	\$ ---	\$ ---	\$ ---
Telephone and Telegraph Lines	31 775	234 250	230 930	7 070	155 900
Steam and Other Vessels	---	---	---	---	---
Pipe Lines	93 020	27 290	519 970	17 215	988 130
Intangible Value (Pipe Lines)	2 240	17 250	84 720	2 630	455 890
Intangible Value (Trucks and Buses)	<u>51 690</u>	<u>71 370</u>	<u>41 790</u>	<u>36 960</u>	<u>95 710</u>
Total Value	\$ 8 072 680	\$ 7 038 285	\$ 24 733 190	\$ 8 298 376	\$ 10 490 350
Total Value for State	\$ 5 941 770	\$ 6 421 165	\$ 19 252 100	\$ 5 548 722	\$ 8 924 240
State Tax	\$ 24 955 35	\$ 26 966 39	\$ 80 857 94	\$ 23 304 09	\$ 37 484 14
Supplemental Value for Back Years	---	---	---	---	---
Supplemental Tax for Back Years	<u>---</u>	<u>---</u>	<u>---</u>	<u>---</u>	<u>---</u>
Number of Acres	450 289	949 296	615 045	397 421	687 300
Number of Horses and Mules	100	188	50	125	400
Number of Cattle	8 700	36 180	43 768	37 286	8 000
Number of Jacks and Jennets	---	---	---	---	5
Number of Sheep	40 100	150	3 700	200	800
Number of Goats	27 000	730	500	125	2 000
Number of Hogs	100	850	7 500	3 160	1 000
Number of Dogs	---	---	1 290	---	6
Number of Vehicles	---	1 830	9 054	3 855	2 050
Number of Miles Railroads	55.42	91.02	57.12	72.05	75.44
Average Value of Land	\$ 7.20	\$ 6.25	\$ 13.35	\$ 9.00	\$ 8.55
Rate of County Tax	<u>.65</u>	<u>1.65</u>	<u>1.00</u>	<u>1.13</u>	<u>1.00</u>

TABLE NO. 186 Continued
 PROPERTY ASSESSED FOR TAXATION AS SHOWN BY 1955 TAX ROLLS

	LIBERTY	LIMESTONE	LIPSCOMB	LIVE OAK	LLANO
Land Assessed in Acres	\$ 40 336 813	\$ 6 824 795	\$ 3 465 750	\$ 13 598 985	\$ 3 559 652
Town Lots	1 206 720	2 718 960	814 970	677 145	1 080 827
Horses and Mules	32 080	500	7 950	2 000	21 120
Cattle	446 360	67 500	653 415	47 500	918 960
Jacks and Jennets	90	---	---	100	---
Sheep	5 800	---	2 450	2 000	109 555
Goats	3 950	100	---	3 500	87 030
Hogs	7 850	300	370	15 750	65 400
Dogs	450	250	---	---	205
Vehicles	439 650	1 988 530	116 000	403 125	552 340
Goods and Merchandise	440 620	612 500	302 190	81 120	202 004
Materials and Manufactured Articles	789 125	---	---	98 140	---
Manufacturer's Tools and Implements	199 080	45 000	473 275	1 095 515	---
Steam Engines and Boilers	132 420	---	---	---	---
Money and Credits of Banks and Bankers	18 400	---	---	---	---
Money on Hand or on Deposit	---	---	---	---	103 005
Credits of Others Than Banks	---	---	---	---	---
Stocks and Bonds	---	---	---	---	---
Shares of Capital Stock Companies	---	---	---	---	---
Property of Companies & Corporations	1 001 200	---	---	---	---
Miscellaneous Property	1 105 460	1 591 280	375 380	---	36 350
State and National Banks	837 772	371 800	93 750	22 105	55 000
Railroads Assessed in Miles	1 096 100	436 230	270 050	187 280	156 000
Rolling Stock	284 260	134 970	49 860	4 680	76 650
Intangible Value (Railroads)	380 600	187 580	102 070	11 700	15 750

	LIBERTY	LIMESTONE	LIPSCOMB	LIVE OAK	LLANO
Street Railways and Interurbans	\$ ---	\$ ---	\$ ---	\$ ---	\$ ---
Telephone and Telegraph Lines	422 075	108 670	71 710	54 000	20 280
Steam and Other Vessels	---	---	---	---	---
Pipe Lines	2 829 560	1 023 295	169 380	641 650	2 835
Intangible Value (Pipe Lines)	701 130	174 750	---	63 010	840
Intangible Value (Trucks and Buses)	<u>212 340</u>	<u>33 050</u>	<u>8 540</u>	<u>70 530</u>	<u>30 190</u>
Total Value	\$ 52 929 905	\$ 16 320 060	\$ 6 977 110	\$ 17 079 835	\$ 7 093 993
Total Value for State	\$ 49 273 595	\$ 12 428 710	\$ 6 178 030	\$ 16 186 145	\$ 5 871 668
State Tax	\$ 206 946 90	\$ 52 199 36	\$ 25 947 15	\$ 67 983 81	\$ 78 034 65
Supplemental Value for Back Years	---	---	---	---	---
Supplemental Tax for Back Years	<u>---</u>	<u>---</u>	<u>---</u>	<u>---</u>	<u>---</u>
Number of Acres	759 700	593 267	600 044	665 212	569 776
Number of Horses and Mules	3 200	50	265	200	1 007
Number of Cattle	22 600	22 500	23 121	23 000	22 169
Number of Jacks and Jennets	7	---	---	7	---
Number of Sheep	2 901	---	---	1 000	21 911
Number of Goats	3 960	10	---	3 500	29 010
Number of Hogs	3 920	30	130	3 150	13 080
Number of Dogs	15	5	---	---	10
Number of Vehicles	8 055	6 000	558	3 200	1 631
Number of Miles Railroads	113.85	44.00	44.52	46.82	20.45
Average Value of Land	\$ 53.10	\$ 11.50	\$ 5.75	\$ 20.45	\$ 6.25
Rate of County Tax	<u>.94</u>	<u>1.67</u>	<u>.60</u>	<u>1.15</u>	<u>1.10</u>

TABLE NO. 186 Continued
 PROPERTY ASSESSED FOR TAXATION AS SHOWN BY 1955 TAX ROLLS

	LOVING	LUBBOCK	LYNN	MADISON	MARION
Land Assessed in Acres	\$ 3 355 350	\$ 19 760 804	\$ 5 969 747	\$ 4 331 840	\$ 5 276 780
Town Lots	31 073	77 650 150	1 378 600	405 370	839 492
Horses and Mules	1 415	60 120	---	1 000	3 000
Cattle	21 400	651 200	---	220 000	135 000
Jacks and Jennets	---	---	---	---	---
Sheep	---	25 000	---	1 000	---
Goats	---	---	---	2 000	---
Hogs	---	16 140	---	---	---
Dogs	---	---	---	---	200
Vehicles	22 242	241 200	---	184 000	219 000
Goods and Merchandise	---	16 929 470	---	230 000	150 000
Materials and Manufactured Articles	---	462 580	---	---	---
Manufacturer's Tools and Implements	---	679 300	---	21 900	391 905
Steam Engines and Boilers	---	---	---	---	---
Money and Credits of Banks and Bankers	---	---	---	---	1 000
Money on Hand or on Deposit	---	---	---	---	---
Credits of Others Than Banks	---	---	---	---	---
Stocks and Bonds	---	---	---	---	---
Shares of Capital Stock Companies	---	---	---	---	---
Property of Companies and Corporations	---	2 161 920	54 390	---	---
Miscellaneous Property	101 173	1 537 420	1 856 986	---	3 770
State and National Banks	---	2 795 405	57 000	51 460	38 700
Railroads Assessed in Miles	---	955 710	---	130 180	193 900
Rolling Stock	---	159 420	39 590	3 520	60 600
Intangible Value (Railroads)	---	231 000	23 640	15 560	232 960

	LOVING	LUBBOCK	LYNN	MADISON	MARION
Street Railways and Interurbans	\$ ---	\$ ---	\$ ---	\$ ---	\$ ---
Telephone and Telegraph Lines	3 300	1 402 100	99 140	123 570	67 190
Steam and Other Vessels	---	---	---	---	---
Pipe Lines	196 360	278 820	154 390	530 120	543 506
Intangible Value (Pipe Lines)	87 230	45 970	1 590	111 620	29 060
Intangible Value (Trucks and Buses)	1 090	238 590	55 710	54 880	32 650
Total Value	\$ 3 820 633	\$126 282 319	\$ 9 690 783	\$ 6 418 020	\$ 8 218 713
Total Value for State	\$ 3 787 019	\$ 99 590 049	\$ 7 720 963	\$ 4 636 080	\$ 7 174 657
State Tax	\$ 15 904 54	\$ 418 281 41	\$ 32 427 38	\$ 19 471 19	\$ 30 134 45
Supplemental Value for Back Years	---	---	---	---	---
Supplemental Tax for Back Years	---	---	---	---	---
Number of Acres	413 815	537 792	564 230	290 011	275 126
Number of Horses and Mules	70	3 006	---	50	150
Number of Cattle	1 070	32 560	---	11 000	7 300
Number of Jacks and Jennets	---	---	---	---	---
Number of Sheep	---	5 000	---	1 000	---
Number of Goats	---	---	---	2 000	---
Number of Hogs	---	8 069	---	---	---
Number of Dogs	---	---	---	---	---
Number of Vehicles	99	53 600	---	1 000	---
Number of Miles Railroads	---	123.96	35.35	27.36	34.12
Average Value of Land	\$ 8.10	\$ 36.75	\$ 10.60	\$ 14.95	\$ 19.15
Rate of County Tax	.95	.85	1.55	1.25	1.70

TABLE NO. 186 Continued
 PROPERTY ASSESSED FOR TAXATION AS SHOWN BY 1955 TAX ROLLS

	MARTIN	MASON	MATAGORDA	MAVERICK	McCULLOCH
Land Assessed in Acres	\$ 3 691 315	\$ 4 284 965	\$ 34 448 065	\$ 7 088 884	\$ 4 910 774
Town Lots	490 025	600 435	4 452 410	4 529 526	2 842 269
Horses and Mules	1 500	16 750	56 700	14 650	5 120
Cattle	93 335	529 245	1 153 970	600 410	163 339
Jacks and Jennets	---	---	---	---	---
Sheep	4 500	118 400	6 000	20 467	205 913
Goats	---	101 050	300	18 351	18 553
Hogs	---	10 415	250	1 890	445
Dogs	---	165	600	---	120
Vehicles	200 000	432 265	1 710 930	372 420	611 295
Goods and Merchandise	75 000	141 920	1 345 140	701 605	308 742
Materials and Manufactured Articles	75 000	---	1 166 350	119 563	128 716
Manufacturer's Tools and Implements	20 500	37 865	---	401 480	107 453
Steam Engines and Boilers	---	---	---	2 200	---
Money and Credits of Banks and Bankers	---	129 000	---	---	---
Money on Hand or on Deposit	---	---	---	10 676	20 800
Credits of Others Than Banks	---	---	---	---	11 365
Stocks and Bonds	---	---	---	---	---
Shares of Capital Stock Companies	---	---	---	---	---
Property of Companies and Corporations	260 610	---	---	1 105 304	---
Miscellaneous Property	25 000	61 895	455 795	302 080	325 412
State and National Banks	100 000	44 000	275 130	167 597	255 000
Railroads Assessed in Miles	86 000	---	811 700	389 160	347 200
Rolling Stock	29 250	---	365 480	108 590	117 330
Intangible Value (Railroads)	129 900	---	121 920	22 310	135 000

	MARTIN	MASON	MATAGORDA	MAVERICK	McCULLOCH
Street Railways and Interurbans	\$ ---	\$ ---	\$ ---	\$ ---	\$ ---
Telephone and Telegraph Lines	144 820	149 785	226 570	107 670	22 535
Steam and Other Vessels	---	---	---	---	---
Pipe Lines	1 032 430	438 910	973 670	---	---
Intangible Value (Pipe Lines)	275 080	220 600	85 360	---	---
Intangible Value (Trucks and Buses)	<u>61 440</u>	<u>47 140</u>	<u>69 110</u>	<u>10 600</u>	<u>79 470</u>
Total Value	\$ 6 795 705	\$ 7 364 805	\$ 47 725 450	\$ 16 095 433	\$ 10 616 851
Total Value for State	\$ 6 246 330	\$ 5 932 095	\$ 44 374 400	\$ 13 664 982	\$ 7 833 496
State Tax	\$ 26 234 58	\$ 24 915 50	\$ 202 191 78	\$ 57 393 49	\$ 32 899 82
Supplemental Value for Back Years	---	---	---	---	---
Supplemental Tax for Back Years	<u>---</u>	<u>---</u>	<u>---</u>	<u>---</u>	<u>---</u>
Number of Acres	579 841	557 389	721 157	811 903	668 622
Number of Horses and Mules	---	670	1 890	331	217
Number of Cattle	---	18 860	51 050	21 794	11 143
Number of Jacks and Jennets	---	---	---	---	---
Number of Sheep	---	29 582	1 200	5 278	65 803
Number of Goats	---	33 675	300	5 867	11 787
Number of Hogs	---	2 083	50	189	82
Number of Dogs	---	3	20	---	3
Number of Vehicles	---	---	---	1 226	---
Number of Miles Railroads	13.30	---	122.09	28.97	64.28
Average Value of Land	\$ 6.37	\$ 7.69	\$ 47.77	\$ 8.73	\$ 7.34
Rate of County Tax	<u>1.80</u>	<u>.95</u>	<u>.77</u>	<u>1.08</u>	<u>1.01</u>

TABLE NO. 186 Continued
PROPERTY ASSESSED FOR TAXATION AS SHOWN BY 1955 TAX ROLLS

	McLENNAN	McMULLEN	MEDINA	MENARD	MIDLAND
Land Assessed in Acres	\$ 21 451 320	\$ 5 962 565	\$ 5 848 565	\$ 2 509 710	\$ 18 717 360
Town Lots	72 984 380	47 700	1 993 400	649 580	15 403 480
Horses and Mules	14 000	12 860	5 230	10 530	4 000
Cattle	425 000	205 995	736 130	145 750	33 000
Jacks and Jennets	200	---	---	---	---
Sheep	13 600	230	29 790	336 420	28 000
Goats	4 100	320	16 800	24 780	---
Hogs	6 600	35	7 070	180	---
Dogs	1 600	465	30	---	---
Vehicles	15 462 900	67 870	1 012 400	395 190	526 750
Goods and Merchandise	7 550 450	4 730	251 720	154 950	4 213 470
Materials and Manufactured Articles	1 710 300	---	---	---	360 000
Manufacturer's Tools and Implements	2 361 730	29 075	325 190	23 250	3 056 410
Steam Engines and Boilers	240 450	---	---	---	45 000
Money and Credits of Banks and Bankers	1 823 500	---	---	---	40 000
Money on Hand or on Deposit	---	---	---	---	---
Credits of Others Than Banks	861 020	---	5 700	---	---
Stocks and Bonds	---	---	21 040	---	---
Shares of Capital Stock Companies	---	---	---	---	---
Property of Companies and Corporations	---	---	360 305	48 780	---
Miscellaneous Property	586 590	115 265	95 330	77 120	2 812 700
State and National Banks	---	---	245 630	89 000	1 097 040
Railroads Assessed in Miles	2 149 940	16 490	498 410	71 320	106 040
Rolling Stock	414 720	1 100	191 780	28 930	59 510
Intangible Value (Railroads)	222 740	2 750	223 280	12 680	264 300

	McLENNAN	McMULLEN	MEDINA	MENARD	MIDLAND
Street Railways and Interurbans	\$ ---	\$ ---	\$ ---	\$ ---	\$ ---
Telephone and Telegraph Lines	2 300 800	26 980	58 340	39 250	37 020
Steam and Other Vessels	---	---	---	---	---
Pipe Lines	1 051 130	340 600	411 770	40 930	2 861 800
Intangible Value (Pipe Lines)	154 490	30 280	100 430	20 960	645 300
Intangible Value (Trucks and Buses)	<u>325 440</u>	<u>54 350</u>	<u>71 900</u>	<u>19 290</u>	<u>276 510</u>
Total Value	\$132 117 000	\$ 6 919 660	\$ 12 510 240	\$ 4 698 600	\$ 50 587 690
Total Value for State	\$101 070 020	\$ 6 919 305	\$ 9 638 510	\$ 4 027 240	\$ 41 350 050
State Tax	\$ 424 504 52	\$ 29 060 18	\$ 40 481 76	\$ 16 914 71	\$ 173 671 37
Supplemental Value for Back Years	---	---	---	---	---
Supplemental Tax for Back Years	<u>---</u>	<u>---</u>	<u>---</u>	<u>---</u>	<u>---</u>
Number of Acres	614 421	1 349 573	827 421	563 350	576 027
Number of Horses and Mules	700	612	505	351	200
Number of Cattle	21 250	19 408	29 129	4 835	2 000
Number of Jacks and Jennets	10	---	---	---	---
Number of Sheep	6 800	200	14 927	76 299	10 000
Number of Goats	2 050	320	16 404	9 956	---
Number of Hogs	2 200	20	707	35	---
Number of Dogs	16	12	1	---	---
Number of Vehicles	57 270	386	3 253	1 164	19 750
Number of Miles Railroads	193.25	10.99	56.39	15.85	21.51
Average Value of Land	\$ 34.90	\$ 4.45	\$ 7.05	\$ 4.45	\$ 32.50
Rate of County Tax	<u>.64</u>	<u>1.20</u>	<u>1.10</u>	<u>1.27</u>	<u>1.25</u>

TABLE NO. 186 Continued
PROPERTY ASSESSED FOR TAXATION AS SHOWN BY 1955 TAX ROLLS

	MILAM	MILLS	MITCHELL	MONTAGUE	MONTGOMERY
Land Assessed in Acres	\$ 8 745 515	\$ 2 983 510	\$ 6 788 680	\$ 17 578 040	\$ 64 690 675
Town Lots	3 687 055	428 655	3 153 090	2 364 995	105 170
Horses and Mules	7 955	2 920	1 400	---	---
Cattle	447 150	370 927	528 000	110 400	17 000
Jacks and Jennets	---	---	---	---	---
Sheep	4 155	235 476	11 800	4 500	---
Goats	1 670	156 966	---	600	---
Hogs	2 580	1 270	---	---	3 500
Dogs	500	---	---	---	150
Vehicles	2 371 755	350 915	722 720	720 000	214 600
Goods and Merchandise	658 300	119 025	306 000	360 000	804 160
Materials and Manufactured Articles	45 440	---	70 000	---	293 900
Manufacturer's Tools and Implements	131 220	107 700	220 000	145 405	414 000
Steam Engines and Boilers	451 460	---	---	---	60 000
Money and Credits of Banks and Bankers	---	---	---	---	---
Money on Hand or on Deposit	---	---	---	---	---
Credits of Others Than Banks	---	---	---	---	---
Stocks and Bonds	---	---	---	---	---
Shares of Capital Stock Companies	---	---	---	---	---
Property of Companies and Corporations	---	---	225 850	1 222 610	739 180
Miscellaneous Property	12 216 460	107 345	2 531 330	50 290	334 410
State and National Banks	406 675	45 000	224 050	391 325	130 750
Railroads Assessed in Miles	1 062 080	239 890	235 920	796 660	1 030 170
Rolling Stock	315 300	62 550	72 630	99 415	244 390
Intangible Value (Railroads)	172 430	110 680	325 950	215 440	244 010

	MILAM	MILLS	MITCHELL	MONTAGUE	MONTGOMERY
Street Railways and Interurbans	\$ ---	\$ ---	\$ ---	\$ ---	\$ ---
Telephone and Telegraph Lines	159 440	100	259 910	235 520	140 690
Steam and Other Vessels	---	---	---	---	---
Pipe Lines	196 565	115 210	1 228 600	1 462 910	2 806 980
Intangible Value (Pipe Lines)	55 980	38 010	602 130	413 160	613 070
Intangible Value (Trucks and Buses)	<u>87 370</u>	<u>51 520</u>	<u>138 970</u>	<u>101 275</u>	<u>171 820</u>
Total Value	\$ 31 227 055	\$ 5 527 669	\$ 17 647 030	\$ 26 272 545	\$ 73 058 625
Total Value for State	\$ 26 510 155	\$ 4 016 164	\$ 15 030 020	\$ 23 266 010	\$ 70 548 995
State Tax	\$ 111 350 74	\$ 16 867 89	\$ 63 125 97	\$ 97 718 81	\$ 296 302 68
Supplemental Value for Back Years	---	---	---	---	---
Supplemental Tax for Back Years	<u>---</u>	<u>---</u>	<u>---</u>	<u>---</u>	<u>---</u>
Number of Acres	783 811	475 579	574 426	585 220	648 822
Number of Horses and Mules	1 179	292	70	---	---
Number of Cattle	17 706	11 352	22 000	3 680	---
Number of Jacks and Jennets	---	---	---	---	---
Number of Sheep	731	58 869	4 900	1 500	---
Number of Goats	835	52 322	---	200	---
Number of Hogs	516	127	---	---	---
Number of Dogs	10	---	---	---	---
Number of Vehicles	6 701	1 501	2 700	3 600	---
Number of Miles Railroads	112.85	34.27	65.20	85.75	117.36
Average Value of Land	\$ 10.45	\$ 6.35	\$ 12.00	\$ 30.00	\$ 99.70
Rate of County Tax	<u>.75</u>	<u>.80</u>	<u>1.25</u>	<u>.95</u>	<u>1.37</u>

TABLE NO. 186 Continued
 PROPERTY ASSESSED FOR TAXATION AS SHOWN BY 1955 TAX ROLLS

	MOORE	MORRIS	MOTLEY	NACOGDOCHES	NAVARRO
Land Assessed in Acres	\$ 20 228 630	\$ 1 501 687	\$ 4 339 215	\$ 6 228 280	\$ 9 960 992
Town Lots	1 926 460	1 389 540	582 645	4 553 200	6 830 225
Horses and Mules	1 200	---	8 800	--	40 000
Cattle	240 000	92 880	444 810	124 530	620 000
Jacks and Jennets	---	---	---	---	---
Sheep	1 200	---	180	---	2 000
Goats	---	---	---	--	300
Hogs	---	---	775	---	22 500
Dogs	---	---	15	---	---
Vehicles	17 000	530 200	197 905	100 000	3 013 390
Goods and Merchandise	161 540	173 500	131 080	631 040	1 979 202
Materials and Manufactured Articles	22 915	17 720	106 630	2 292 490	---
Manufacturer's Tools and Implements	---	94 000	---	774 440	190 000
Steam Engines and Boilers	---	---	---	---	---
Money and Credits of Banks and Bankers	---	---	---	---	---
Money on Hand or on Deposit	---	---	2 000	---	---
Credits of Others Than Banks	---	---	---	---	---
Stocks and Bonds	---	---	2 000	---	---
Shares of Capital Stock Companies	---	---	---	---	---
Property of Companies and Corporations	---	6 584 290	---	---	---
Miscellaneous Property	4 246 665	1 044	241 270	300 000	1 965 809
State and National Banks	37 786	164 625	25 000	258 800	582 297
Railroads Assessed in Miles	335 170	187 880	259 910	665 740	1 087 770
Rolling Stock	43 200	82 260	2 950	274 050	216 680
Intangible Value (Railroads)	81 440	361 520	126 600	163 470	245 620

	MOORE	MORRIS	MOTLEY	NACOGDOCHES	NAVARRO
Street Railways and Interurbans	\$ ---	\$ ---	\$ ---	\$ ---	\$ ---
Telephone and Telegraph Lines	389 610	141 500	23 320	111 460	328 938
Steam and Other Vessels	---	---	---	---	---
Pipe Lines	2 725 290	48 550	253 730	1 276 230	1 019 620
Intangible Value (Pipe Lines)	---	---	38 040	263 220	501 620
Intangible Value (Trucks and Buses)	<u>87 960</u>	<u>41 130</u>	<u>34 400</u>	<u>114 930</u>	<u>195 060</u>
Total Value	\$ 30 546 066	\$ 11 412 326	\$ 6 821 275	\$ 18 131 880	\$ 28 802 623
Total Value for State	\$ 29 260 346	\$ 10 018 941	\$ 6 091 430	\$ 13 201 900	\$ 22 208 318
State Tax	\$ 122 893 31	\$ 42 028 18	\$ 25 583 85	\$ 55 448 20	\$ 93 275 92
Supplemental Value for Back Years	---	12 170	650	---	---
Supplemental Tax for Back Years	<u>---</u>	<u>52 01</u>	<u>2 73</u>	<u>---</u>	<u>---</u>
Number of Acres	573 042	171 141	630 687	725 661	674 914
Number of Horses and Mules	100	---	571	---	2 000
Number of Cattle	17 000	4 644	14 827	---	37 000
Number of Jacks and Jennets	---	---	---	---	---
Number of Sheep	200	---	60	---	2 000
Number of Goats	---	---	---	---	900
Number of Hogs	---	---	155	---	5 100
Number of Dogs	---	---	3	---	---
Number of Vehicles	450	1 495	1 063	---	14 395
Number of Miles Railroads	73.70	30.43	36.32	82.67	108
Average Value of Land	\$ 35.30	\$ 8.77	\$ 6.88	\$ 8.58	\$ 14.76
Rate of County Tax	<u>1.25</u>	<u>.95</u>	<u>.97</u>	<u>.85</u>	<u>.75</u>

TABLE NO. 186 Continued
 PROPERTY ASSESSED FOR TAXATION AS SHOWN BY 1955 TAX ROLLS

	NEWTON	NOLAN	NUECES	OCHILTREE	OLDHAM
Land Assessed in Acres	\$ 7 380 685	\$ 13 201 611	\$ 91 506 770	\$ 3 845 900	\$ 2 986 935
Town Lots	239 520	5 937 753	78 229 280	1 646 650	259 600
Horses and Mules	12 500	2 500	---	---	10 500
Cattle	14 000	40 000	---	---	320 000
Jacks and Jennets	---	---	---	---	---
Sheep	1 500	40 000	---	---	1 000
Goats	200	8 000	---	---	---
Hogs	1 600	---	---	---	550
Dogs	1 000	---	---	---	---
Vehicles	35 000	39 000	---	---	580 000
Goods and Merchandise	2 000	352 000	---	---	70 000
Materials and Manufactured Articles	47 500	280 933	---	---	20 000
Manufacturer's Tools and Implements	416 400	2 304 790	---	---	130 255
Steam Engines and Boilers	10 000	---	---	---	---
Money and Credits of Banks and Bankers	---	---	---	---	---
Money on Hand or on Deposit	---	---	---	---	---
Credits of Others Than Banks	---	---	---	---	---
Stocks and Bonds	---	---	---	---	---
Shares of Capital Stock Companies	---	---	---	---	---
Property of Companies and Corporations	---	---	---	---	---
Miscellaneous Property	303 865	165 240	33 983 940	2 302 450	3 630
State and National Banks	25 000	190 005	1 124 810	96 000	30 000
Railroads Assessed in Miles	221 540	708 750	704 670	181 000	433 290
Rolling Stock	35 770	138 430	228 550	37 620	44 940
Intangible Value (Railroads)	59 030	436 860	77 600	16 790	205 420

	NEWTON	NOLAN	NUECES	OCHILTREE	OLDHAM
Street Railways and Interurbans	\$ ---	\$ ---	\$ ---	\$ ---	\$ ---
Telephone and Telegraph Lines	103 765	709 260	2 011 430	42 030	207 980
Steam and Other Vessels	---	---	243 250	---	---
Pipe Lines	225 580	458 280	3 305 470	1 188 170	---
Intangible Value (Pipe Lines)	24 970	402 860	752 460	---	---
Intangible Value (Trucks and Buses)	<u>25 560</u>	<u>149 970</u>	<u>281 380</u>	<u>14 330</u>	<u>92 720</u>
Total Value	\$ 9 186 985	\$ 25 566 242	\$212 449 610	\$ 9 370 940	\$ 5 396 820
Total Value for State	\$ 8 517 050	\$ 21 480 567	\$185 049 380	\$ 8 437 190	\$ 5 220 395
State Tax	\$ 35 772 18	\$ 90 213 98	\$ 777 206 40	\$ 35 435 91	\$ 21 925 54
Supplemental Value for Back Years	---	---	---	---	---
Supplemental Tax for Back Years	<u>---</u>	<u>---</u>	<u>---</u>	<u>---</u>	<u>---</u>
Number of Acres	536 892	579 713	460 319	620 582	1 000 166
Number of Horses and Mules	500	100	---	275	700
Number of Cattle	800	4 000	---	15 460	20 000
Number of Jacks and Jennets	---	---	---	---	---
Number of Sheep	500	20 000	---	1 562	200
Number of Goats	100	4 000	---	---	---
Number of Hogs	800	---	---	63	110
Number of Dogs	10	---	---	---	---
Number of Vehicles	3 500	1 000	---	---	---
Number of Miles Railroads	42	114.24	76.42	33.59	1 450 66.66
Average Value of Land	\$ 13.75	\$ 22.77	\$ 198.79	\$ 6.20	\$ 2.98
Rate of County Tax	<u>1.00</u>	<u>1.05</u>	<u>1.60</u>	<u>1.25</u>	<u>1.05</u>

TABLE NO. 186 Continued
 PROPERTY ASSESSED FOR TAXATION AS SHOWN BY 1955 TAX ROLLS

	ORANGE	PALO PINTO	PANOLA	PARKER	PARMER
Land Assessed in Acres	\$ 25 738 650	\$ 4 380 010	\$ 33 227 640	\$ 7 122 695	\$ 3 827 539
Town Lots	7 978 090	5 579 650	1 125 510	3 960 365	1 063 330
Horses and Mules	12 000	12 175	6 000	1 000	800
Cattle	120 000	779 835	206 610	1 257 600	346 470
Jacks and Jennets	200	---	---	---	---
Sheep	1 750	30 665	1 000	2 000	3 880
Goats	2 750	126 490	2 950	1 200	---
Hogs	5 000	2 115	3 120	800	5 580
Dogs	1 500	230	200	150	---
Vehicles	723 000	1 510 080	3 464 600	112 990	882 030
Goods and Merchandise	921 000	681 200	1 222 100	1 276 130	---
Materials and Manufactured Articles	2 112 000	---	213 530	---	---
Manufacturer's Tools and Implements	780 000	208 510	889 440	100 700	---
Steam Engines and Boilers	---	---	---	---	---
Money and Credits of Banks and Bankers	---	---	---	381 560	---
Money on Hand or on Deposit	---	59 315	---	---	---
Credits of Others Than Banks	---	3 500	---	---	---
Stocks and Bonds	---	---	---	326 760	---
Shares of Capital Stock Companies	---	---	---	---	---
Property of Companies and Corporations	---	---	6 461 985	---	---
Miscellaneous Property	1 074 040	1 377 255	1 110 560	523 900	1 497 850
State and National Banks	291 570	291 350	145 000	---	51 800
Railroads Assessed in Miles	725 540	346 560	225 850	396 335	465 120
Rolling Stock	132 050	87 395	57 260	139 190	54 900
Intangible Value (Railroads)	305 280	391 400	26 670	460 050	327 930

	ORANGE	PALO PINTO	PANOLA	PARKER	PARNER
Street Railways and Interurbans	\$ ---	\$ ---	\$ ---	\$ ---	\$ ---
Telephone and Telegraph Lines	370 350	610 865	2 005 540	717 910	345 949
Steam and Other Vessels	---	---	---	---	---
Pipe Lines	1 075 000	780 335	2 581 860	853 110	---
Intangible Value (Pipe Lines)	282 540	139 610	53 640	186 410	---
Intangible Value (Trucks and Buses)	<u>147 490</u>	<u>148 850</u>	<u>101 120</u>	<u>148 950</u>	<u>71 470</u>
Total Value	\$ 42 799 800	\$ 17 547 395	\$ 53 132 185	\$ 17 969 805	\$ 8 944 648
Total Value for State	\$ 37 450 660	\$ 13 813 430	\$ 50 389 745	\$ 12 766 119	\$ 7 709 833
State Tax	\$ 157 292 82	\$ 58 017 90	\$ 211 636 05	\$ 53 619 51	\$ 32 380 59
Supplemental Value for Back Years	---	---	---	---	---
Supplemental Tax for Back Years	<u>---</u>	<u>---</u>	<u>---</u>	<u>---</u>	<u>---</u>
Number of Acres	234 868	585 512	527 897	569 293	561 806
Number of Horses and Mules	400	431	---	100	40
Number of Cattle	12 000	27 488	---	40 150	11 549
Number of Jacks and Jennets	10	---	---	---	---
Number of Sheep	250	6 306	---	1 000	776
Number of Goats	350	41 760	---	600	---
Number of Hogs	400	273	---	150	372
Number of Dogs	300	4	---	5	---
Number of Vehicles	---	6 169	---	8 650	2 767
Number of Miles Railroads	67.86	40.24	31.37	71.60	49.02
Average Value of Land	\$ 109.58	\$ 7.48	\$ 62.94	\$ 12.51	\$ 6.81
Rate of County Tax	<u>1.25</u>	<u>.85</u>	<u>1.55</u>	<u>1.20</u>	<u>.95</u>

TABLE NO. 186 Continued
PROPERTY ASSESSED FOR TAXATION AS SHOWN BY 1955 TAX ROLLS

	PECOS	POLK	POTTER	PRESIDIO	RAINS
Land Assessed in Acres	\$ 47 122 035	\$ 7 307 253	\$ 7 307 190	\$ 3 691 025	\$ 1 648 598
Town Lots	1 771 095	1 159 278	54 304 010	1 511 813	---
Horses and Mules	23 240	7 000	9 300	25 325	2 780
Cattle	114 360	609 000	2 400 000	267 781	178 590
Jacks and Jennets	---	---	---	---	---
Sheep	261 540	1 700	7 500	119 081	---
Goats	3 283	1 200	---	10 068	---
Hogs	11	36 000	20 000	---	---
Dogs	---	1 000	---	---	---
Vehicles	301 246	457 799	2 720 000	304 956	156 025
Goods and Merchandise	326 020	202 000	11 450 000	362 276	81 185
Materials and Manufactured Articles	---	33 000	1 119 440	23 864	---
Manufacturer's Tools and Implements	---	140 000	3 200 000	27 975	---
Steam Engines and Boilers	---	3 700	29 000	---	---
Money and Credits of Banks and Bankers	---	12 000	65 000	---	---
Money on Hand or on Deposit	---	---	100 000	---	---
Credits of Others Than Banks	---	---	40 000	---	---
Stocks and Bonds	---	---	---	---	---
Shares of Capital Stock Companies	---	---	---	---	---
Property of Companies and Corporations	---	---	8 878 250	---	---
Miscellaneous Property	1 159 230	6 432 945	2 038 010	291 307	---
State and National Banks	75 000	160 500	3 149 340	42 000	36 900
Railroads Assessed in Miles	454 830	419 580	1 635 160	644 600	86 610
Rolling Stock	56 020	159 020	150 220	188 340	34 300
Intangible Value (Railroads)	81 930	122 320	540 110	269 630	14 080

	PECOS	POLK	POTTER	PRESIDIO	RAINS
Street Railways and Interurbans	\$ ---	\$ ---	\$ ---	\$ ---	\$ ---
Telephone and Telegraph Lines	106 120	123 900	1 702 510	64 090	60 450
Steam and Other Vessels	---	---	---	---	---
Pipe Lines	779 080	2 642 400	1 131 310	---	31 320
Intangible Value (Pipe Lines)	365 080	598 130	7 530	---	8 190
Intangible Value (Trucks and Buses)	<u>99 530</u>	<u>110 240</u>	<u>359 070</u>	<u>33 100</u>	<u>12 370</u>
Total Value	\$ 53 099 650	\$ 20 739 965	\$102 362 950	\$ 7 877 231	\$ 2 351 398
Total Value for State	\$ 51 692 730	\$ 18 289 740	\$ 76 793 500	\$ 7 064 311	\$ 1 705 465
State Tax	\$ 217 108 12	\$ 76 819 63	\$ 322 525 25	\$ 29 669 89	\$ 7 167 40
Supplemental Value for Back Years	730	---	---	---	---
Supplemental Tax for Back Years	<u>3 24</u>	<u>---</u>	<u>---</u>	<u>---</u>	<u>---</u>
Number of Acres	6 647 072	717 505	580 913	3 135 347	163 242
Number of Horses and Mules	1 123	1 100	310	1 343	278
Number of Cattle	11 342	25 000	70 000	20 897	12 572
Number of Jacks and Jennets	---	---	---	---	---
Number of Sheep	122 370	350	1 500	58 491	---
Number of Goats	3 113	500	---	10 066	---
Number of Hogs	11	7 500	1 000	---	---
Number of Dogs	---	10	---	---	---
Number of Vehicles	2 750	7 000	14 550	1 120	---
Number of Miles Railroads	78.46	48.58	139.42	116.80	24.39
Average Value of Land	\$ 7.09	\$ 10.18	\$ 12.58	\$ 1.18	\$ 10.10
Rate of County Tax	<u>1.20</u>	<u>.85</u>	<u>.80</u>	<u>.80</u>	<u>1.30</u>

TABLE NO. 186 Continued
PROPERTY ASSESSED FOR TAXATION AS SHOWN BY 1955 TAX ROLLS

	RANDALL	REAGAN	REAL	RED RIVER	REEVES
Land Assessed in Acres	\$ 5 112 020	\$ 19 894 885	\$ 870 556	\$ 6 504 135	\$ 10 410 920
Town Lots	10 798 030	894 560	90 178	1 470 640	6 839 306
Horses and Mules	---	5 800	6 655	3 300	5 225
Cattle	70 850	74 900	102 263	660 000	233 275
Jacks and Jennets	---	---	---	100	---
Sheep	900	73 970	96 303	300	10 290
Goats	---	450	117 672	---	---
Hogs	600	120	150	1 000	210
Dogs	50	---	775	---	---
Vehicles	734 060	173 955	193 103	1 467 900	802 800
Goods and Merchandise	1 000 860	160 995	29 245	370 000	1 170 500
Materials and Manufactured Articles	218 640	---	---	7 000	---
Manufacturer's Tools and Implements	175 600	---	---	---	2 067 110
Steam Engines and Boilers	---	---	---	---	---
Money and Credits of Banks and Bankers	---	---	---	---	---
Money on Hand or on Deposit	---	---	250	500	---
Credits of Others Than Banks	---	---	---	2 000	---
Stocks and Bonds	---	---	---	---	---
Shares of Capital Stock Companies	---	---	---	---	---
Property of Companies and Corporations	---	3 475 820	---	---	---
Miscellaneous Property	872 565	512 475	39 080	1 973 070	2 565 630
State and National Banks	43 350	16 500	---	307 400	229 250
Railroads Assessed in Miles	532 860	184 260	---	323 700	642 270
Rolling Stock	53 100	10 000	---	79 720	166 990
Intangible Value (Railroads)	267 470	15 960	---	293 580	497 070

	RANDALL	REAGAN	REAL	RED RIVER	REEVES
Street Railways and Interurbans	\$ ---	\$ ---	\$ ---	\$ ---	\$ ---
Telephone and Telegraph Lines	954 795	6 630	41 675	---	219 740
Steam and Other Vessels	178 325	---	---	28 760	---
Pipe Lines	681 230	1 502 075	121 220	48 180	126 000
Intangible Value (Pipe Lines)	---	345 790	47 980	12 600	36 850
Intangible Value (Trucks and Buses)	<u>131 660</u>	<u>44 430</u>	<u>5 520</u>	<u>37 350</u>	<u>191 030</u>
Total Value	\$ 21 826 965	\$ 27 393 575	\$ 1 762 625	\$ 13 591 235	\$ 26 214 466
Total Value for State	\$ 13 013 805	\$ 25 650 675	\$ 1 599 345	\$ 10 071 125	\$ 24 517 296
State Tax	\$ 54 658 78	\$ 107 732 73	\$ 6 717 26	\$ 42 298 13	\$ 102 971 74
Supplemental Value for Back Years	---	---	---	---	---
Supplemental Tax for Back Years	<u>---</u>	<u>---</u>	<u>---</u>	<u>---</u>	<u>---</u>
Number of Acres	563 857	749 485	447 772	723 000	1 605 157
Number of Horses and Mules	---	290	363	500	108
Number of Cattle	---	3 745	3 515	36 000	9 321
Number of Jacks and Jennets	---	---	---	8	---
Number of Sheep	---	36 986	27 514	100	3 921
Number of Goats	---	225	57 270	---	---
Number of Hogs	---	60	30	500	21
Number of Dogs	---	---	10	---	---
Number of Vehicles	---	728	646	4 800	1 692
Number of Miles Railroads	47.41	34.73	---	48.26	137.53
Average Value of Land	\$ 9.05	\$ 4.00	\$ 1.80	\$ 9.00	\$ ---
Rate of County Tax	<u>1.22</u>	<u>1.63</u>	<u>1.30</u>	<u>.95</u>	<u>.95</u>

TABLE NO. 186 Continued
 PROPERTY ASSESSED FOR TAXATION AS SHOWN BY 1955 TAX ROLLS

	REFUGIO	ROBERTS	ROBERTSON	ROCKWALL	RUNNELS
Land Assessed in Acres	\$ 46 948 737	\$ 5 689 215	\$ 4 574 954	\$ 2 400 308	\$ 5 461 105
Town Lots	1 062 430	189 595	2 635 230	490 020	2 994 745
Horses and Mules	14 939	4 440	---	1 200	---
Cattle	193 340	354 400	---	52 955	105 000
Jacks and Jennets	400	1 600	---	---	---
Sheep	300	---	---	1 000	25 000
Goats	---	---	---	---	---
Hogs	240	575	---	750	---
Dogs	50	---	---	---	---
Vehicles	125 150	114 926	---	151 150	1 843 720
Goods and Merchandise	84 050	47 560	---	105 760	60 000
Materials and Manufactured Articles	17 815	---	---	---	80 000
Manufacturer's Tools and Implements	116 500	115 474	---	109 985	352 610
Steam Engines and Boilers	10 250	---	---	---	---
Money and Credits of Banks and Bankers	---	---	---	---	---
Money on Hand or on Deposit	10 850	---	---	---	---
Credits of Others Than Banks	1 000	---	---	---	---
Stocks and Bonds	33 000	---	---	---	---
Shares of Capital Stock Companies	---	---	---	---	---
Property of Companies and Corporations	---	149 780	899 875	---	961 045
Miscellaneous Property	1 939 177	17 850	1 245 488	219 414	19 900 445
State and National Banks	108 500	38 000	288 100	109 729	232 555
Railroads Assessed in Miles	297 390	206 000	1 182 685	130 000	313 770
Rolling Stock	140 720	19 880	351 760	22 210	77 170
Intangible Value (Railroads)	70 830	135 700	292 120	8 980	113 620

	REFUGIO	ROBERTS	ROBERTSON	ROCKWALL	RUNNELS
Street Railways and Interurbans	\$ ---	\$ 10 320	\$ ---	\$ ---	\$ ---
Telephone and Telegraph Lines	132 610	---	269 966	84 720	51 350
Steam and Other Vessels	---	---	---	---	---
Pipe Lines	3 018 618	50 920	1 002 390	75 690	749 000
Intangible Value (Pipe Lines)	386 450	14 460	258 310	2 350	166 750
Intangible Value (Trucks and Buses)	<u>75 290</u>	<u>1 870</u>	<u>99 520</u>	<u>28 860</u>	<u>66 520</u>
Total Value	\$ 54 788 636	\$ 7 162 565	\$ 13 100 398	\$ 3 995 081	\$ 33 554 405
Total Value for State	\$ 54 108 105	\$ 6 995 515	\$ 10 655 382	\$ 2 849 201	\$ 29 891 595
State Tax	\$ 227 251 98	\$ 29 381 04	\$ 44 753 57	\$ 11 965 87	\$ 125 538 39
Supplemental Value for Back Years	---	---	---	---	---
Supplemental Tax for Back Years	<u>---</u>	<u>---</u>	<u>---</u>	<u>---</u>	<u>---</u>
Number of Acres	483 046	504 977	552 695	92 184	655 194
Number of Horses and Mules	707	210	---	75	---
Number of Cattle	7 945	18 320	---	4 500	7 000
Number of Jacks and Jennets	18	320	---	---	---
Number of Sheep	150	---	---	400	25 000
Number of Goats	---	115	---	---	---
Number of Hogs	90	---	---	150	---
Number of Dogs	1	---	---	---	---
Number of Vehicles	1 805	212	---	---	8 000
Number of Miles Railroads	47.22	17.75	119.76	14.02	61.10
Average Value of Land	\$ 85.07	\$ 4.24	\$ 8.27	\$ 26.03	\$ 8.33
Rate of County Tax	<u>.80</u>	<u>1.35</u>	<u>.80</u>	<u>1.29</u>	<u>.72</u>

TABLE NO. 186 Continued
 PROPERTY ASSESSED FOR TAXATION AS SHOWN BY 1955 TAX ROLLS

	RUSK	SABINE	SAN AUGUSTINE	SAN JACINTO	SAN PATRICIO
Land Assessed in Acres	\$ 75 895 350	\$ 2 470 056	\$ 3 900 830	\$ 3 570 870	\$ 31 613 610
Town Lots	1 726 895	160 546	773 370	76 290	4 384 355
Horses and Mules	---	3 250	2 250	4 000	4 760
Cattle	---	44 040	67 300	16 000	163 035
Jacks and Jennets	---	---	---	---	---
Sheep	---	---	---	---	300
Goats	---	20	45	400	250
Hogs	---	---	---	600	---
Dogs	---	150	150	150	---
Vehicles	---	145 000	489 000	48 000	1 090 510
Goods and Merchandise	---	160 000	265 350	36 000	1 257 540
Materials and Manufactured Articles	---	160 000	---	990	---
Manufacturer's Tools and Implements	---	176 000	---	40 000	672 295
Steam Engines and Boilers	---	11 500	5 000	---	108 410
Money and Credits of Banks and Bankers	---	---	---	---	---
Money on Hand or on Deposit	---	20 000	---	---	---
Credits of Others Than Banks	---	---	---	---	1 885
Stocks and Bonds	---	---	---	---	---
Shares of Capital Stock Companies	---	---	---	---	---
Property of Companies and Corporations	---	19 360	58 190	---	---
Miscellaneous Property	3 182 820	1 115	102 700	2 286 125	12 296 740
State and National Banks	125 000	15 625	118 450	11 530	260 660
Railroads Assessed in Miles	173 900	162 115	160 020	121 140	559 505
Rolling Stock	75 530	35 870	32 450	50 450	260 980
Intangible Value (Railroads)	19 080	16 700	15 110	39 300	108 130

	RUSK	SABINE	SAN AUGUSTINE	SAN JACINTO	SAN PATRICIO
Street Railways and Interurbans	\$ ---	\$ ---	\$ ---	\$ ---	\$ ---
Telephone and Telegraph Lines	182 510	33 295	---	101 820	231 870
Steam and Other Vessels	---	---	---	---	---
Pipe Lines	1 707 410	885 980	275 760	1 034 040	2 507 930
Intangible Value (Pipe Lines)	970 620	15 960	16 440	84 390	711 130
Intangible Value (Trucks and Buses)	<u>188 740</u>	<u>32 600</u>	<u>15 070</u>	<u>18 960</u>	<u>237 880</u>
Total Value	\$ 84 247 855	\$ 4 569 182	\$ 6 297 485	\$ 7 541 055	\$ 56 471 775
Total Value for State	\$ 81 346 295	\$ 3 967 617	\$ 4 853 005	\$ 6 976 265	\$ 53 321 030
State Tax	\$ 341 653 25	\$ 16 665 18	\$ 20 383 69	\$ 29 296 18	\$ 383 909 41
Supplemental Value for Back Years	---	---	---	---	---
Supplemental Tax for Back Years	<u>---</u>	<u>---</u>	<u>---</u>	<u>---</u>	<u>---</u>
Number of Acres	746 300	272 931	494 908	323 379	416 613
Number of Horses and Mules	---	325	225	400	2 161
Number of Cattle	---	2 995	2 887	8 000	7 104
Number of Jacks and Jennets	---	---	---	---	---
Number of Sheep	---	---	---	---	60
Number of Goats	---	25	45	200	50
Number of Hogs	---	---	---	300	---
Number of Dogs	---	3	3	5	---
Number of Vehicles	---	1 200	1 956	1 600	7 477
Number of Miles Railroads	33.55	19.65	17.78	13.46	102.80
Average Value of Land	\$ 101.70	\$ 6.90	\$ 7.90	\$ 11.05	\$ 7.60
Rate of County Tax	<u>.93</u>	<u>.80</u>	<u>.95</u>	<u>1.10</u>	<u>1.08</u>

TABLE NO. 186 Continued
 PROPERTY ASSESSED FOR TAXATION AS SHOWN BY 1955 TAX ROLLS

	SAN SABA	SCHLEICHER	SCURRY	SHACKELFORD	SHELBY
Land Assessed in Acres	\$ 5 049 170	\$ 11 414 708	\$104 863 938	\$ 8 457 632	\$ 5 691 915
Town Lots	1 161 590	442 431	2 653 614	898 029	899 440
Horses and Mules	780	---	---	8 074	---
Cattle	989 950	---	80 000	836 616	40 000
Jacks and Jennets	---	---	---	---	600
Sheep	350 970	---	10 000	20 790	---
Goats	71 870	---	---	---	---
Hogs	4 710	---	---	---	---
Dogs	150	---	---	---	---
Vehicles	81 500	---	200 000	548 700	22 000
Goods and Merchandise	173 450	---	---	33 761	180 000
Materials and Manufactured Articles	148 100	---	---	95 170	110 000
Manufacturer's Tools and Implements	191 450	---	---	83 900	465 000
Steam Engines and Boilers	---	---	---	---	80 000
Money and Credits of Banks and Bankers	---	---	---	---	---
Money on Hand or on Deposit	---	---	---	---	---
Credits of Others Than Banks	10 000	---	---	---	---
Stocks and Bonds	70 000	---	---	5 005	---
Shares of Capital Stock Companies	---	---	---	---	---
Property of Companies and Corporations	---	---	803 710	205 720	1 086 000
Miscellaneous Property	143 450	981 615	3 592 263	141 630	160 325
State and National Banks	240 000	75 000	84 500	66 000	160 000
Railroads Assessed in Miles	209 880	1 107 670	411 270	256 210	---
Rolling Stock	63 850	---	104 040	61 500	165 290
Intangible Value (Railroads)	112 970	14 300	275 670	24 870	112 020

	SAN SABA	SCHLEICHER	SCURRY	SHACKELFORD	SHELBY
Street Railways and Interurbans	\$ ---	\$ ---	\$ ---	\$ ---	\$ ---
Telephone and Telegraph Lines	55 650	36 790	127 870	178 310	58 770
Steam and Other Vessels	---	---	---	---	---
Pipe Lines	59 420	---	1 391 090	368 890	915 700
Intangible Value (Pipe Lines)	---	563 470	675 510	63 670	52 040
Intangible Value (Trucks and Buses)	<u>24 590</u>	<u>15 110</u>	<u>142 460</u>	<u>109 660</u>	<u>50 410</u>
Total Value	\$ 9 213 500	\$ 14 651 094	\$115 415 935	\$ 12 464 137	\$102 495 10
Total Value for State	\$ 7 004 380	\$ 14 095 753	\$113 690 167	\$ 11 452 630	\$ 7 267 730
State Tax	\$ 29 418 45	\$ 59 202 75	\$ 477 503 48	\$ 48 101 49	\$ 30 524 81
Supplemental Value for Back Years	---	---	---	---	---
Supplemental Tax for Back Years	<u>---</u>	<u>---</u>	<u>---</u>	<u>---</u>	<u>---</u>
Number of Acres	719 119	836 000	579 285	574 953	449 662
Number of Horses and Mules	65	---	---	367	---
Number of Cattle	25 480	---	4 000	25 302	10 000
Number of Jacks and Jennets	---	---	---	---	---
Number of Sheep	100 120	---	2 000	6 300	---
Number of Goats	28 780	---	---	---	---
Number of Hogs	285	---	---	---	---
Number of Dogs	3	---	---	---	---
Number of Vehicles	---	---	1 000	1 800	21 000
Number of Miles Railroads	34.98	---	71.15	38.82	59.12
Average Value of Land	\$ 7.00	\$ 13.65	\$ 181.00	\$ 14.70	\$ 12.65
Rate of County Tax	<u>1.30</u>	<u>1.10</u>	<u>1.05</u>	<u>1.07</u>	<u>1.10</u>

TABLE NO. 186 Continued
PROPERTY ASSESSED FOR TAXATION AS SHOWN BY 1955 TAX ROLLS

	SHERMAN	SMITH	SOMERVELL	STARR	STEPHENS
Land Assessed in Acres	\$ 3 027 800	\$ 17 455 746	\$ 1 161 988	\$ 23 604 580	\$ 6 469 962
Town Lots	663 180	34 993 182	321 550	907 685	2 389 203
Horses and Mules	4 760	---	1 000	13 150	2 160
Cattle	499 010	---	55 000	187 000	409 710
Jacks and Jennets	---	---	---	210	---
Sheep	420	---	3 000	1 395	3 000
Goats	10	---	2 000	2 450	6 932
Hogs	190	---	1 000	1 650	---
Dogs	---	---	---	---	---
Vehicles	382 430	2 713 610	225 000	506 000	200 600
Goods and Merchandise	259 320	6 500 000	19 325	355 050	334 500
Materials and Manufactured Articles	---	5 500 000	---	---	---
Manufacturer's Tools and Implements	---	3 000 000	---	58 145	4 000
Steam Engines and Boilers	---	---	---	23 800	---
Money and Credits of Banks and Bankers	---	---	---	---	---
Money on Hand or on Deposit	---	---	---	---	---
Credits of Others Than Banks	---	---	---	---	---
Stocks and Bonds	---	---	---	---	---
Shares of Capital Stock Companies	---	---	---	---	---
Property of Companies and Corporations	---	---	---	---	1 248 805
Miscellaneous Property	7 122 845	274 334	85 600	1 582 855	508 768
State and National Banks	65 000	1 010 500	25 000	40 000	60 000
Railroads Assessed in Miles	398 520	1 342 815	---	41 350	89 820
Rolling Stock	37 110	217 200	---	8 270	13 400
Intangible Value (Railroads)	69 750	82 380	---	25 620	59 520

	SHERMAN	SMITH	SOMERVELL	STARR	STEPHENS
Street Railways and Interurbans	\$ ---	\$ ---	\$ ---	\$ ---	\$ ---
Telephone and Telegraph Lines	176 900	178 910	20 758	36 250	690 391
Steam and Other Vessels	---	---	---	---	---
Pipe Lines	1 758 000	802 580	118 450	499 400	493 330
Intangible Value (Pipe Lines)	---	378 660	116 790	144 160	104 510
Intangible Value (Trucks and Buses)	<u>33 640</u>	<u>208 600</u>	<u>9 530</u>	<u>32 270</u>	<u>94 020</u>
Total Value	\$ 14 498 885	\$ 74 658 517	\$ 2 165 991	\$ 28 071 290	\$ 13 182 631
Total Value for State	\$ 13 956 325	\$ 55 253 218	\$ 1 551 520	\$ 27 243 915	\$ 11 422 064
State Tax	\$ 58 615 92	\$ 232 065 08	\$ 6 519 67	\$ 114 421 63	\$ 47 972 31
Supplemental Value for Back Years	900	---	---	---	---
Supplemental Tax for Back Years	<u>3 78</u>	<u>---</u>	<u>---</u>	<u>---</u>	<u>---</u>
Number of Acres	589 363	569 643	115 106	787 649	575 602
Number of Horses and Mules	238	---	100	1 315	108
Number of Cattle	27 723	---	2 200	9 350	13 757
Number of Jacks and Jennets	---	---	---	21	---
Number of Sheep	84	---	1 500	930	750
Number of Goats	2	---	1 000	1 635	1 738
Number of Hogs	37	---	200	330	---
Number of Dogs	---	---	---	---	---
Number of Vehicles	1 905	---	1 200	2 530	1 500
Number of Miles Railroads	53.50	99.68	---	16.54	27.37
Average Value of Land	\$ 5.15	\$ 30.65	\$ 10.00	\$ 29.95	\$ 5.00
Rate of County Tax	<u>.80</u>	<u>1.20</u>	<u>1.15</u>	<u>1.50</u>	<u>1.10</u>

TABLE NO. 186 Continued
 PROPERTY ASSESSED FOR TAXATION AS SHOWN BY 1955 TAX ROLLS

	STERLING	STONEWALL	SUTTON	SWISHER	TARRANT
Land Assessed in Acres	\$ 3 867 333	\$ 2 740 470	\$ 3 258 200	\$ 5 032 620	\$ 36 546 316
Town Lots	297 939	455 760	713 175	2 250 680	252 121 897
Horses and Mules	5 415	9 110	17 675	---	16 300
Cattle	109 680	391 920	210 175	117 210	1 238 900
Jacks and Jennets	---	---	---	---	1 200
Sheep	197 940	530	238 250	2 990	23 760
Goats	4 387	---	97 215	---	1 200
Hogs	---	70	50	6 260	41 700
Dogs	---	---	50	---	500
Vehicles	61 250	439 720	130 265	138 000	578 000
Goods and Merchandise	67 955	93 620	83 850	406 760	35 525 000
Materials and Manufactured Articles	---	---	---	---	23 300 000
Manufacturer's Tools and Implements	---	140 310	---	1 925 500	1 220 000
Steam Engines and Boilers	---	---	---	---	252 000
Money and Credits of Banks and Bankers	---	---	---	---	1 440 000
Money on Hand or on Deposit	---	---	7 755	---	360 000
Credits of Others Than Banks	---	---	---	---	292 000
Stocks and Bonds	76 820	---	---	---	---
Shares of Capital Stock Companies	---	---	---	---	335 000
Property of Companies & Corporations	1 300 855	---	---	---	1 650 000
Miscellaneous Property	1 950	13 681 210	802 470	1 270 010	4 517 409
State and National Banks	---	18 750	66 500	80 340	13 389 678
Railroads Assessed in Miles	60 390	184 860	63 960	258 760	4 532 165
Rolling Stock	24 500	73 900	3 880	38 600	474 705
Intangible Value (Railroads)	6 710	35 010	6 360	74 880	1 068 760

	STERLING	STONEWALL	SUTTON	SWISHER	TARRANT
Street Railways and Interurbans	\$ ---	\$ ---	\$ ---	\$ ---	\$ ---
Telephone and Telegraph Lines	44 980	18 730	35 360	1 720	24 077 308
Steam and Other Vessels	---	---	---	---	---
Pipe Lines	208 420	238 790	707 550	236 150	2 890 622
Intangible Value (Pipe Lines)	120 800	101 670	224 960	9 460	190 910
Intangible Value (Trucks and Buses)	<u>32 030</u>	<u>50 050</u>	<u>51 770</u>	<u>49 820</u>	<u>599 320</u>
Total Value	\$ 6 489 354	\$ 18 674 480	\$ 6 719 470	\$ 11 899 760	\$385 714 650
Total Value for State	\$ 6 293 059	\$ 17 931 140	\$ 6 369 345	\$ 10 024 280	\$292 241 670
State Tax	\$ 26 443 05	\$ 75 310 14	\$ 26 752 07	\$ 42 102 05	\$ 1 227 415 52
Supplemental Value for Back Years	---	---	---	---	---
Supplemental Tax for Back Years	<u>---</u>	<u>---</u>	<u>---</u>	<u>---</u>	<u>---</u>
Number of Acres	669 631	580 984	926 792	562 059	503 165
Number of Horses and Mules	361	294	707	---	3 660
Number of Cattle	5 484	12 560	8 407	7 407	45 400
Number of Jacks and Jennets	---	---	---	---	12
Number of Sheep	49 485	72	95 302	598	8 120
Number of Goats	1 755	---	55 560	---	600
Number of Hogs	---	10	5	818	10 500
Number of Dogs	---	---	1	---	10
Number of Vehicles	---	940	799	4 600	28 850
Number of Miles Railroads	13.42	40.31	12.73	32.87	241
Average Value of Land	\$ 5.77	\$ 4.72	\$ 3.52	\$ 8.95	\$ 72.63
Rate of County Tax	<u>1.25</u>	<u>.80</u>	<u>1.40</u>	<u>.98</u>	<u>1.22</u>

TABLE NO. 186 Continued
 PROPERTY ASSESSED FOR TAXATION AS SHOWN BY 1955 TAX ROLLS

	TAYLOR	TERRELL	TERRY	THROCKMORTON	TITUS
Land Assessed in Acres	\$ 4 480 090	\$ 2 075 020	\$ 22 584 873	\$ 10 069 081	\$ 5 970 045
Town Lots	28 220 390	465 510	3 774 021	417 344	2 480 955
Horses and Mules	43 000	22 695	---	19 165	8 000
Cattle	35 650	18 375	34 000	738 730	100 000
Jacks and Jennets	---	---	---	---	200
Sheep	45 000	245 212	---	1 235	---
Goats	20 000	31 455	---	---	2 000
Hogs	600	---	---	1 050	1 000
Dogs	---	---	---	---	500
Vehicles	1 300 000	116 300	1 120 000	408 610	450 200
Goods and Merchandise	225 000	105 693	502 000	43 635	343 870
Materials and Manufactured Articles	360 350	---	---	---	30 000
Manufacturer's Tools and Implements	300 000	2 500	1 578 478	234 070	---
Steam Engines and Boilers	---	---	---	---	10 000
Money and Credits of Banks and Bankers	10 000	---	---	---	---
Money on Hand or on Deposit	15 000	---	---	2 200	---
Credits of Others Than Banks	107 000	---	---	---	---
Stocks and Bonds	50 000	---	---	---	---
Shares of Capital Stock Companies	750 000	---	---	---	---
Property of Companies and Corporations	---	---	---	385 835	416 500
Miscellaneous Property	4 652 010	72 980	12 300	42 412	407 530
State and National Banks	606 912	25 000	225 000	34 300	53 180
Railroads Assessed in Miles	752 000	535 590	184 900	---	351 930
Rolling Stock	167 140	223 060	41 420	---	58 370
Intangible Values (Railroads)	442 950	302 310	18 490	---	46 430

	TAYLOR	TERRELL	TERRY	THROCKMORTON	TITUS
Street Railways and Interurbans	\$ ---	\$ ---	\$ ---	\$ ---	\$ ---
Telephone and Telegraph Lines	957 720	37 040	442 100	990	53 400
Steam and Other Vessels	---	---	---	---	---
Pipe Lines	775 070	---	95 980	---	366 830
Intangible Value (Pipe Lines)	369 060	---	102 260	67 510	124 800
Intangible Value (Trucks and Buses)	<u>283 570</u>	<u>38 610</u>	<u>103 880</u>	<u>27 340</u>	<u>70 750</u>
Total Value	\$ 44 968 512	\$ 4 317 350	\$ 30 819 702	\$ 12 493 507	\$ 11 346 490
Total Value for State	\$ 33 660 482	\$ 4 055 100	\$ 28 287 575	\$ 11 325 677	\$ 8 982 000
State Tax	\$ 141 344 24	\$ 17 031 37	\$ 118 807 72	\$ 47 568 35	\$ 37 723 90
Supplemental Value for Back Years	---	---	---	---	---
Supplemental Tax for Back Years	<u>---</u>	<u>---</u>	<u>---</u>	<u>---</u>	<u>---</u>
Number of Acres	565 813	2 434 676	586 778	583 961	265 165
Number of Horses and Mules	2 500	930	---	---	400
Number of Cattle	24 000	1 050	1 700	---	5 000
Number of Jacks and Jennets	---	---	---	---	10
Number of Sheep	30 000	98 085	---	---	---
Number of Goats	15 000	25 108	---	---	200
Number of Hogs	200	---	---	---	100
Number of Dogs	---	---	---	---	10
Number of Vehicles	10 500	492	5 600	---	4 501
Number of Miles Railroads	104.89	59.51	36.98	---	48.38
Average Value of Land	\$ 7.92	\$.85	\$ 38.49	\$ 7.54	\$ 22.51
Rate of County Tax	<u>.80</u>	<u>.95</u>	<u>1.36</u>	<u>.95</u>	<u>1.43</u>

TABLE NO. 186 Continued
 PROPERTY ASSESSED FOR TAXATION AS SHOWN BY 1955 TAX ROLLS

	TOM GREEN	TRAVIS	TRINITY	TYLER	UPSHUR
Land Assessed in Acres	\$ 8 071 340	\$ 17 136 960	\$ 4 634 660	\$ 7 490 857	\$ 16 629 081
Town Lots	32 745 910	105 614 140	488 975	280 090	1 540 400
Horses and Mules	31 600	16 500	12 145	1 000	---
Cattle	371 400	34 800	173 590	50 000	150 000
Jacks and Jennets	---	---	---	---	---
Sheep	397 000	4 800	30	---	---
Goats	2 040	1 500	488	---	---
Hogs	600	4 800	3 035	245	---
Dogs	50	---	372	100	---
Vehicles	32 100	12 690 290	382 420	200 000	90 000
Goods and Merchandise	4 307 840	4 421 240	125 340	40 000	210 000
Materials and Manufactured Articles	---	1 602 560	121 740	40 000	20 000
Manufacturer's Tools and Implements	254 360	730 340	47 820	49 760	387 000
Steam Engines and Boilers	---	520	58 790	48 000	2 000
Money and Credits of Banks and Bankers	---	---	---	---	---
Money on Hand or on Deposit	---	---	---	---	---
Credits of Others Than Banks	---	---	---	---	---
Stocks and Bonds	---	---	---	---	---
Shares of Capital Stock Companies	---	---	---	---	---
Property of Companies and Corporations	---	---	---	---	---
Miscellaneous Property	2 659 600	10 811 660	352 130	419 690	425 605
State and National Banks	1 013 030	2 300 820	62 985	53 000	121 500
Railroads Assessed in Miles	613 520	820 025	146 190	300 800	365 190
Rolling Stock	94 960	259 910	37 070	140 940	81 490
Intangible Value (Railroads)	95 340	72 640	8 100	28 950	140 860

	TOM GREEN	TRAVIS	TRINITY	TYLER	UPSHUR
Street Railways and Interurbans	\$ ---	\$ ---	\$ ---	\$ ---	\$ ---
Telephone and Telegraph Lines	5 070	---	2 580	5 760	60 300
Steam and Other Vessels	---	---	---	---	---
Pipe Lines	130 100	696 390	341 352	2 072 340	409 080
Intangible Value (Pipe Lines)	97 310	229 880	312 350	415 780	192 340
Intangible Value (Trucks and Buses)	<u>178 710</u>	<u>273 360</u>	<u>31 680</u>	<u>34 640</u>	<u>100 980</u>
Total Value	\$ 51 101 880	\$157 723 135	\$ 7 343 842	\$ 11 671 952	\$ 20 925 826
Total Value for State	\$ 32 772 950	\$110 777 965	\$ 6 254 134	\$ 10 891 292	\$ 17 946 736
State Tax	\$ 235 963 17	\$ 465 251 04	\$ 26 267 35	\$ 45 742 90	\$ 75 378 60
Supplemental Value for Back Years	---	---	---	---	---
Supplemental Tax for Back Years	<u>---</u>	<u>---</u>	<u>---</u>	<u>---</u>	<u>---</u>
Number of Acres	934 681	586 337	386 920	659 021	388 618
Number of Horses and Mules	1 580	1 500	840	100	---
Number of Cattle	12 380	11 538	8 529	5 000	10 000
Number of Jacks and Jennets	---	---	---	---	---
Number of Sheep	99 250	3 200	2	---	---
Number of Goats	1 020	1 200	432	---	---
Number of Hogs	120	960	379	115	---
Number of Dogs	1	---	14	2	---
Number of Vehicles	2 140	54 586	1 475	2 000	6 000
Number of Miles Railroads	101.58	87.81	37.21	37.60	40.27
Average Value of Land	\$ 8.64	\$ 29.23	\$ 11.98	\$ 11.37	\$ 42.79
Rate of County Tax	<u>.80</u>	<u>1.00</u>	<u>1.00</u>	<u>1.15</u>	<u>1.15</u>

TABLE NO. 186 Continued
PROPERTY ASSESSED FOR TAXATION AS SHOWN BY 1955 TAX ROLLS

	UPTON	UVALDE	VAL VERDE	VAN ZANDT	VICTORIA
Land Assessed in Acres	\$ 43 262 396	\$ 3 656 805	\$ 4 316 150	\$ 29 789 401	\$ 32 887 035
Town Lots	975 755	3 335 744	4 370 645	1 400 892	10 737 060
Horses and Mules	675	15 610	43 400	26 900	16 100
Cattle	30 000	565 611	165 180	1 015 470	493 300
Jacks and Jennets	---	---	---	200	---
Sheep	36 000	247 011	919 580	2 690	2 640
Goats	---	108 254	129 490	600	200
Hogs	---	1 600	30	70 000	3 750
Dogs	---	---	60	150	---
Vehicles	196 000	1 398 706	470 590	624 000	2 751 030
Goods and Merchandise	390 000	557 758	761 160	25 500	1 150 500
Materials and Manufactured Articles	---	475 765	---	17 950	75 000
Manufacturer's Tools and Implements	560 000	484 307	16 000	20 000	500 500
Steam Engines and Boilers	---	---	---	6 000	---
Money and Credits of Banks and Bankers	---	---	---	---	249 000
Money on Hand or on Deposit	---	---	---	---	---
Credits of Others Than Banks	---	---	---	---	---
Stocks and Bonds	---	---	---	---	---
Shares of Capital Stock Companies	---	---	---	---	---
Property of Companies and Corporations	---	---	20 000	1 261 269	---
Miscellaneous Property	4 760 048	398 342	1 173 760	---	8 884 055
State and National Banks	51 260	353 196	160 800	315 037	1 578 140
Railroads Assessed in Miles	221 430	521 760	1 296 830	301 260	776 450
Rolling Stock	---	170 190	345 490	71 220	354 330
Intangible Value (Railroads)	17 380	232 050	468 230	285 000	175 340

	UPTON	UVALDE	VAL VERDE	VAN ZANDT	VICTORIA
Street Railways and Interurbans	\$ ---	\$ ---	\$ ---	\$ ---	\$ ---
Telephone and Telegraph Lines	8 140	184 460	221 730	348 602	10 390
Steam and Other Vessels	---	---	---	---	---
Pipe Lines	2 560 300	---	61 450	529 900	3 045 440
Intangible Value (Pipe Lines)	641 700	---	---	269 440	256 230
Intangible Value (Trucks and Buses)	<u>83 840</u>	<u>63 860</u>	<u>78 770</u>	<u>107 460</u>	<u>154 650</u>
Total Value	\$ 53 794 924	\$ 12 771 029	\$ 15 019 345	\$ 36 488 941	\$ 64 101 140
Total Value for State	\$ 52 992 457	\$ 10 717 835	\$ 12 817 085	\$ 32 909 571	\$ 56 347 910
State Tax	\$ 222 568 91	\$ 45 014 45	\$ 53 831 11	\$ 138 225 53	\$ 236 655 85
Supplemental Value for Back Years	---	---	1 850	---	40 330
Supplemental Tax for Back Years	<u>---</u>	<u>---</u>	<u>7 77</u>	<u>---</u>	<u>169 91</u>
Number of Acres	823 403	967 960	2 053 804	576 588	558 023
Number of Horses and Mules	45	779	2 170	5 275	1 610
Number of Cattle	12 000	22 090	5 506	52 490	49 330
Number of Jacks and Jennets	---	---	---	10	---
Number of Sheep	---	82 344	262 738	560	1 760
Number of Goats	---	53 848	64 744	600	200
Number of Hogs	---	170	10	12 496	750
Number of Dogs	---	---	3	3	---
Number of Vehicles	---	3 493	2 141	8 960	8 150
Number of Miles Railroads	42.34	78.26	116.58	44.05	103.22
Average Value of Land	\$ 52.54	\$ 3.78	\$ 2.10	\$ 51.66	\$ 58.93
Rate of County Tax	<u>1.26</u>	<u>1.00</u>	<u>.58</u>	<u>1.80</u>	<u>.90</u>

TABLE NO. 186 Continued
 PROPERTY ASSESSED FOR TAXATION AS SHOWN BY 1955 TAX ROLLS

	WALKER	WALLER	WARD	WASHINGTON	WEBB
Land Assessed in Acres	\$ 5 824 417	\$ 29 741 049	\$ 990 190	\$ 5 979 780	\$ 12 668 559
Town Lots	1 469 665	977 020	2 954 940	3 493 530	19 180 018
Horses and Mules	8 000	6 000	1 110	31 100	28 415
Cattle	390 000	290 100	34 230	54 960	1 034 065
Jacks and Jennets	---	---	---	---	---
Sheep	15	---	---	2 100	---
Goats	150	---	---	---	6 480
Hogs	---	---	---	14 900	320
Dogs	400	---	100	---	160
Vehicles	220 000	140 560	116 125	1 418 450	2 782 705
Goods and Merchandise	500 600	165 100	626 865	1 386 200	1 861 475
Materials and Manufactured Articles	---	---	---	---	579 016
Manufacturer's Tools and Implements	50 000	540 230	4 342 205	440 110	1 341 385
Steam Engines and Boilers	---	---	---	---	---
Money and Credits of Banks and Bankers	1 000	---	---	37 000	---
Money on Hand or on Deposit	1 500	---	---	---	---
Credits of Others Than Banks	45 000	---	---	---	18 692
Stocks and Bonds	25 000	---	---	---	---
Shares of Capital Stock Companies	60 500	---	---	---	---
Property of Companies and Corporations	---	---	22 255 340	---	---
Miscellaneous Property	518 105	---	324 120	557 550	12 620
State and National Banks	356 600	103 146	51 020	342 390	591 009
Railroads Assessed in Miles	257 430	405 820	288 760	469 420	897 062
Rolling Stock	77 600	123 390	101 130	162 650	288 265
Intangible Value (Railroads)	12 730	117 760	454 550	113 940	59 800

	WALKER	WALLER	WARD	WASHINGTON	WEBB
Street Railways and Interurbans	\$ ---	\$ ---	\$ ---	\$ ---	\$ ---
Telephone and Telegraph Lines	328 490	108 950	231 170	21 800	496 200
Steam and Other Vessels	---	---	---	---	---
Pipe Lines	327 190	921 070	569 230	54 900	385 580
Intangible Value (Pipe Lines)	71 410	181 980	274 810	6 120	63 290
Intangible Value (Trucks and Buses)	<u>136 400</u>	<u>95 050</u>	<u>182 250</u>	<u>67 440</u>	<u>99 450</u>
Total Value	\$ 10 682 202	\$ 33 917 225	\$ 33 798 145	\$ 14 654 340	\$ 42 394 566
Total Value for State	\$ 7 898 492	\$ 32 802 290	\$ 32 468 000	\$ 10 189 450	\$ 38 284 101
State Tax	\$ 33 173 35	\$ 137 768 73	\$ 136 364 22	\$ 42 797 92	\$ 160 795 07
Supplemental Value for Back Years	---	---	---	---	---
Supplemental Tax for Back Years	<u>---</u>	<u>---</u>	<u>---</u>	<u>---</u>	<u>---</u>
Number of Acres	462 042	330 363	516 886	448 701	2 074 644
Number of Horses and Mules	800	300	103	3 110	1 418
Number of Cattle	19 500	28 510	1 822	27 480	37 281
Number of Jacks and Jennets	---	---	---	---	---
Number of Sheep	3	---	---	700	---
Number of Goats	150	---	---	---	1 876
Number of Hogs	---	---	---	2 980	54
Number of Dogs	20	---	2	---	6
Number of Vehicles	2 200	---	272	---	---
Number of Miles Railroads	33.41	40.73	50.44	53.49	90.02
Average Value of Land	\$ 12.60	\$ 90.00	\$ 1.92	\$ 13.33	\$ 6.10
Rate of County Tax	<u>.95</u>	<u>.97</u>	<u>1.15</u>	<u>1.07</u>	<u>2.65</u>

TABLE NO. 186 Continued
 PROPERTY ASSESSED FOR TAXATION AS SHOWN BY 1955 TAX ROLLS

	WHARTON	WHEELER	WICHITA	WILBARGER	WILLACY
Land Assessed in Acres	\$ 9 458 636	\$ 6 275 003	\$ 21 553 820	\$ 14 483 162	\$ 15 429 810
Town Lots	3 945 995	1 651 573	50 199 000	6 204 890	1 604 108
Horses and Mules	68 200	2 500	36 000	1 600	3 615
Cattle	808 390	115 000	201 000	405 200	63 084
Jacks and Jennets	80	---	600	---	---
Sheep	680	---	5 000	---	---
Goats	900	---	1 600	---	---
Hogs	820	3 000	75 000	13 000	---
Dogs	400	---	700	100	---
Vehicles	944 600	1 095 000	334 900	1 860 000	595 625
Goods and Merchandise	128 920	125 000	4 140 000	550 000	336 950
Materials and Manufactured Articles	101 120	---	3 970 000	31 700	---
Manufacturer's Tools and Implements	90 560	110 000	3 040 000	234 500	572 502
Steam Engines and Boilers	3 843 970	---	40 000	2 450	---
Money and Credits of Banks and Bankers	610 650	---	175 000	---	---
Money on Hand or on Deposit	2 000	---	430 000	---	---
Credits of Others Than Banks	---	---	220 000	---	---
Stocks and Bonds	---	---	755 000	---	---
Shares of Capital Stock Companies	---	---	---	---	---
Property of Companies and Corporations	187 805	1 004 510	370 000	1 202 670	48 750
Miscellaneous Property	53 140 200	11 353	8 334 970	30 801	917 760
State and National Banks	270 000	52 669	2 274 250	304 016	35 550
Railroads Assessed in Miles	713 960	533 630	642 210	538 155	185 510
Rolling Stock	339 350	90 040	118 445	85 475	150 700
Intangible Value (Railroads)	223 920	68 450	264 580	301 290	75 860

	WHARTON	WHEELER	WICHITA	WILBARGER	WILLACY
Street Railways and Interurbans	\$ ---	\$ ---	\$ ---	\$ ---	\$ ---
Telephone and Telegraph Lines	1 022 045	385 207	51 490	---	36 240
Steam and Other Vessels	---	---	---	---	---
Pipe Lines	4 907 980	776 420	948 710	---	121 680
Intangible Value (Pipe Lines)	157 280	43 110	326 360	59 840	38 210
Intangible Value (Trucks and Buses)	<u>128 050</u>	<u>93 140</u>	<u>260 495</u>	<u>102 730</u>	<u>36 400</u>
Total Value	\$ 81 096 511	\$ 12 435 605	\$ 98 769 130	\$ 26 411 579	\$ 20 252 354
Total Value for State	\$ 77 128 086	\$ 10 888 713	\$ 76 717 530	\$ 22 207 937	\$ 18 538 067
State Tax	\$ 323 928 33	\$ 45 732 11	\$ 322 213 50	\$ 93 273 83	\$ 77 861 73
Supplemental Value for Back Years	---	---	---	---	---
Supplemental Tax for Back Years	<u>---</u>	<u>---</u>	<u>---</u>	<u>---</u>	<u>---</u>
Number of Acres	698 111	582 596	374 356	617 863	381 280
Number of Horses and Mules	3 410	125	720	80	159
Number of Cattle	36 745	9 200	6 700	20 260	3 915
Number of Jacks and Jennets	2	---	30	---	---
Number of Sheep	340	---	2 500	---	---
Number of Goats	450	---	160	---	---
Number of Hogs	410	1 500	7 500	685	---
Number of Dogs	10	---	14	2	---
Number of Vehicles	11 110	3 875	---	---	---
Number of Miles Railroads	112.95	87.83	64.13	58.49	50.57
Average Value of Land	\$ 13.55	\$ 10.77	\$ 57.57	\$ 23.44	\$ 31.63
Rate of County Tax	<u>1.70</u>	<u>1.26</u>	<u>.77</u>	<u>1.30</u>	<u>.80</u>

TABLE NO. 186 Continued
 PROPERTY ASSESSED FOR TAXATION AS SHOWN BY 1955 TAX ROLLS

	WILLIAMSON	WILSON	WINKLER	WISE	WOOD
Land Assessed in Acres	\$ 13 112 060	\$ 7 111 845	\$ 33 490 333	\$ 4 889 240	\$ 44 117 730
Town Lots	6 525 550	1 095 275	1 779 579	1 720 260	2 031 650
Horses and Mules	---	---	3 300	25 840	1 900
Cattle	770 000	378 000	55 360	1 249 500	93 600
Jacks and Jennets	---	---	---	7 400	---
Sheep	400 000	3 820	---	---	1 750
Goats	400 000	1 520	---	---	200
Hogs	---	34 700	---	7 200	2 200
Dogs	---	---	---	---	500
Vehicles	2 900 000	1 600 500	4 375	885 110	780 000
Goods and Merchandise	1 000 000	320 000	171 100	33 000	355 100
Materials and Manufactured Articles	---	10 000	---	---	11 200
Manufacturer's Tools and Implements	568 694	107 100	---	28 460	476 280
Steam Engines and Boilers	---	2 000	---	206 620	---
Money and Credits of Banks and Bankers	---	---	---	---	---
Money on Hand or on Deposit	---	---	---	---	---
Credits of Others Than Banks	---	---	---	---	---
Stocks and Bonds	---	---	---	---	---
Shares of Capital Stock Companies	---	---	---	1 026 670	---
Property of Companies and Corporations	---	---	---	---	919 410
Miscellaneous Property	1 193 610	232 090	4 495 420	2 178 972	---
State and National Banks	775 800	166 020	10 500	244 910	302 300
Railroads Assessed in Miles	1 033 310	403 690	122 520	916 140	347 640
Rolling Stock	292 350	207 280	15 310	224 955	100 950
Intangible Value (Railroads)	72 460	60 670	90 800	365 800	331 950

	WILLIAMSON	WILSON	WINKLER	WISE	WOOD
Street Railways and Interurbans	\$ ---	\$ ---	\$ ---	\$ ---	\$ ---
Telephone and Telegraph Lines	26 990	190 430	115 110	259 280	28 730
Steam and Other Vessels	---	---	---	---	---
Pipe Lines	57 830	417 060	2 312 730	487 755	816 890
Intangible Value (Pipe Lines)	9 050	6 920	639 290	125 370	345 480
Intangible Value (Trucks and Buses)	<u>161 180</u>	<u>77 640</u>	<u>146 320</u>	<u>90 610</u>	<u>96 500</u>
Total Value	\$ 29 298 884	\$ 12 426 560	\$ 43 452 047	\$ 14 973 092	\$ 51 161 960
Total Value for State	\$ 19 752 254	\$ 9 010 730	\$ 42 787 837	\$ 11 634 279	\$ 48 671 460
State Tax	\$ 82 959 42	\$ 37 844 05	\$ 179 685 54	\$ 48 863 34	\$ 204 419 07
Supplemental Value for Back Years	---	---	---	---	---
Supplemental Tax for Back Years	<u>---</u>	<u>---</u>	<u>---</u>	<u>---</u>	<u>---</u>
Number of Acres	735 021	505 714	539 919	531 303	429 957
Number of Horses and Mules	---	---	110	1 292	190
Number of Cattle	---	17 500	2 744	41 750	4 680
Number of Jacks and Jennets	---	---	---	2 800	---
Number of Sheep	---	960	---	---	175
Number of Goats	---	380	---	---	20
Number of Hogs	---	3 470	---	1 200	220
Number of Dogs	---	---	---	---	10
Number of Vehicles	---	3 800	26	6 810	3 900
Number of Miles Railroads	125.14	55.30	30.63	89.14	52.03
Average Value of Land	\$ 17.84	\$ 14.06	\$ 62.03	\$ 9.20	\$ 102.60
Rate of County Tax	<u>.90</u>	<u>.70</u>	<u>1.25</u>	<u>1.00</u>	<u>.98</u>

TABLE NO. 186 Continued
PROPERTY ASSESSED FOR TAXATION AS SHOWN BY 1955 TAX ROLLS

	YOAKUM	YOUNG	ZAPATA	ZAVALA	GRAND TOTAL
Land Assessed in Acres	\$ 38 971 800	\$ 11 234 225	\$ 4 066 295	\$ 7 275 676	\$3 970 954 223
Town Lots	582 255	4 227 540	608 645	1 514 107	3 197 174 418
Horses and Mules	210	13 185	9 480	---	2 646 182
Cattle	27 900	493 745	236 880	---	89 015 465
Jacks and Jennets	---	---	---	---	23 995
Sheep	---	14 640	115	---	11 153 214
Goats	---	2 420	190	---	3 770 515
Hogs	---	1 220	---	---	1 764 164
Dogs	---	---	---	---	41 849
Vehicles	188 350	825 000	111 930	---	269 019 304
Goods and Merchandise	10 200	528 150	25 300	---	448 724 090
Materials and Manufactured Articles	---	1 110 625	---	6 750	125 619 083
Manufacturer's Tools and Implements	275 000	---	89 990	---	151 347 504
Steam Engines and Boilers	---	---	---	---	21 201 663
Money and Credits of Banks and Bankers	---	---	---	---	21 594 142
Money on Hand or on Deposit	---	84 600	---	---	16 021 428
Credits of Others Than Banks	---	---	---	---	2 343 932
Stocks and Bonds	---	---	---	---	11 238 208
Shares of Capital Stock Companies	---	---	---	---	3 223 290
Property of Companies & Corporations	2 371 040	---	---	---	260 395 706
Miscellaneous Property	307 435	140 200	2 860	2 237 040	507 766 470
State and National Banks	18 750	469 750	12 500	39 940	169 225 054
Railroads Assessed in Miles	---	91 245	---	8 650	134 543 377
Rolling Stock	---	2 570	---	3 520	34 540 567
Intangible Value (Railroads)	---	17 690	---	8 810	41 118 140

	YOAKUM	YOUNG	ZAPATA	ZAVALA	GRAND TOTAL
Street Railways and Interurbans	\$ ---	\$ ---	\$ ---	\$ ---	\$ 935 260
Telephone and Telegraph Lines	38 680	450 450	145 070	568 600	134 057 152
Steam and Other Vessels	---	---	---	---	5 175 930
Pipe Lines	1 276 820	706 440	132 580	133 100	189 875 910
Intangible Value (Pipe Lines)	267 480	278 850	10 130	---	46 530 520
Intangible Value (Trucks and Buses)	19 100	136 330	15 380	14 370	26 950 060
Total Value	\$ 44 355 020	\$ 20 828 875	\$ 5 467 345	\$ 11 810 563	\$9 897 990 815
Total Value for State	\$ 44 092 000	\$ 17 436 955	\$ 5 172 492	\$ 10 597 641	\$8 325 513 414
State Tax	\$ 185 186 57	\$ 73 234 99	\$ 21 727 42	\$ 44 512 49	\$ 35 696 601 19
Supplemental Value for Back Years	---	---	---	---	608 379
Supplemental Tax for Back Years	---	---	---	---	2 705 28
Number of Acres	515 317	583 839	752 311	827 054	172 923 673
Number of Horses and Mules	21	---	316	---	150 976
Number of Cattle	1 860	---	7 896	---	4 063 802
Number of Jacks and Jennets	---	---	---	---	3 636
Number of Sheep	---	---	23	---	3 228 361
Number of Goats	---	---	38	---	1 430 950
Number of Hogs	---	---	---	---	288 389
Number of Dogs	---	---	---	---	2 467
Number of Vehicles	2 687	---	740	---	1 151 077
Number of Miles Railroads	---	28.07	---	2.62	15 613.82
Average Value of Land	\$ 75.63	\$ 19.27	\$ 5.40	\$ 8.80	\$ ---
Rate of County Tax	1.25	1.00	1.25	.82	---

SUMMARY OF PROPERTY AND VALUES THEREOF IN THE STATE OF TEXAS
SHOWN BY THE ASSESSMENTS FOR 1955 AS COMPARED WITH ASSESSMENTS FOR 1954

	1954		1955	
	NUMBER	VALUE	NUMBER	VALUE
Land Assessed in Acres	168 395 728	\$3 737 050 735	172 923 673	\$3 970 954 223
Town Lots	---	2 965 393 033	---	3 197 174 418
Horses and Mules	163 828	2 915 921	150 976	2 646 182
Cattle	4 416 384	94 127 677	4 063 802	89 015 465
Jacks and Jennets	2 469	25 285	3 636	23 995
Sheep	3 087 744	10 842 540	3 228 361	11 153 214
Goats	1 369 840	3 505 613	1 430 950	3 770 515
Hogs	294 240	1 851 508	288 389	1 764 164
Dogs	2 655	45 733	2 467	41 849
Vehicles	1 135 211	229 741 973	1 151 077	269 019 304
Goods and Merchandise	---	420 509 468	---	448 724 090
Materials and Manufactured Articles	---	103 704 122	---	125 619 083
Manufacturer's Tools and Implements	---	162 376 049	---	151 347 504
Steam Engines and Boilers	---	20 175 363	---	21 201 663
Money and Credits of Banks and Bankers	---	18 502 836	---	21 594 142
Money on Hand or on Deposit	---	12 877 437	---	16 021 428
Credits of Others Than Banks	---	4 398 620	---	2 343 932
Stocks and Bonds	---	10 473 145	---	11 238 208
Shares of Capital Stock Companies	---	1 969 516	---	3 223 290
Property of Companies and Corporations	---	271 212 680	---	260 395 706
Miscellaneous Property	---	498 338 615	---	507 766 470
State and National Banks	---	173 647 961	---	169 225 054
Railroads Assessed in Miles	15 902.21	133 267 557	15 613.82	134 543 377
Rolling Stock	---	35 973 693	---	34 540 567
Intangible Value (Railroads)	---	40 894 350	---	41 118 140
Street Railways and Interurbans	---	13 649 255	---	935 260
Telephone and Telegraph Lines	---	99 427 608	---	134 057 152
Steam and Other Vessels	---	1 877 095	---	5 175 930
Pipe Lines	---	192 620 835	---	189 875 910
Intangible Value (Pipe Lines)	---	41 876 960	---	46 530 520
Intangible Value (Trucks and Buses)	---	25 997 900	---	26 950 060
Total	---	\$9 329 271 083	---	\$9 897 990 815
Net Increase				9 329 271 083
Total Value for State 1955				\$ 568 719 732
Total Value for State 1954				8 325 513 414
Net Increase				7 849 372 739
				\$ 476 140 675

	INCREASE		DECREASE	
	NUMBER	VALUE	NUMBER	VALUE
Land Assessed in Acres	4 527 945	\$ 233 903 488	---	\$ ---
Town Lots	---	231 781 385	---	---
Horses and Mules	---	---	12 852	269 739
Cattle	---	---	352 582	5 112 212
Jacks and Jennets	1 167	---	---	1 290
Sheep	140 617	310 674	---	---
Goats	61 110	264 902	---	---
Hogs	---	---	5 851	87 344
Dogs	---	---	188	3 884
Vehicles	15 866	39 277 331	---	---
Goods and Merchandise	---	28 214 622	---	---
Materials and Manufactured Articles	---	21 914 961	---	---
Manufacturer's Tools and Implements	---	---	---	11 028 545
Steam Engines and Boilers	---	1 026 300	---	---
Money and Credits of Banks and Bankers	---	3 091 306	---	---
Money on Hand or on Deposit	---	3 143 991	---	---
Credits of Others Than Banks	---	---	---	2 054 688
Stocks and Bonds	---	765 063	---	---
Shares of Capital Stock Companies	---	1 253 774	---	---
Property of Companies and Corporations	---	---	---	10 816 974
Miscellaneous Property	---	9 427 855	---	---
State and National Banks	---	---	---	4 422 907
Railroads Assessed in Miles	---	1 275 820	288.39	---
Rolling Stock	---	---	---	1 433 126
Intangible Value (Railroads)	---	223 790	---	---
Street Railways and Interurbans	---	---	---	12 713 995
Telephone and Telegraph Lines	---	34 629 544	---	---
Steam and Other Vessels	---	3 298 835	---	---
Pipe Lines	---	---	---	2 744 925
Intangible Value (Pipe Lines)	---	4 653 560	---	---
Intangible Value (Trucks and Buses)	---	952 160	---	---
Total		\$ 619 409 361		\$ 50 689 629
Net Increase		\$ 568 719 732		

TABLE NO. 188
STATEMENT OF ASSESSMENTS AGAINST RAILROADS AND BRIDGES

Owners	RAILROADS						Total Value
	Real Estate	Road Bed and Appurtenances		Rolling Stock	Intangible Assets	Personal Property	
	Value	No. of Miles	Value	Value	Value	Value	
Abilene & Southern Ry. Co.							
Jones	\$ 365	--	\$ ---	\$ ---	\$ ---	\$ ---	\$ 365
Runnels	---	25.92	64 800	12 960	---	---	77 760
Taylor	---	28.80	86 400	14 400	---	---	100 800
Total	\$ 365	54.72	\$ 151 200	\$ 27 360	\$ ---	\$ ---	\$ 178 925
Angelina & Neches River R. R. Co.							
Angelina	\$ ---	18.41	\$ 64 440	\$ 14 930	\$ 54 000	\$ ---	\$ 133 370
Nacogdoches	---	12.19	33 520	9 870	35 700	---	79 090
Total	\$ ---	30.60	\$ 97 960	\$ 24 800	\$ 89 700	\$ ---	\$ 212 460
Asphalt Belt Ry. Co.							
Uvalde	\$ ---	21.01	\$ 44 405	\$ ---	\$ ---	\$ ---	\$ 44 405
Zavala	---	2.62	8 650	---	---	---	8 650
Total	\$ ---	23.63	\$ 53 055	\$ ---	\$ ---	\$ ---	\$ 53 055
Asherton & Gulf Ry. Co.							
Dimmit	\$ ---	25.18	\$ 18 880	\$ ---	\$ 6 300	\$ ---	\$ 25 180
La Salle	---	7.30	7 300	---	1 820	---	9 120
Total	\$ ---	32.48	\$ 26 180	\$ ---	\$ 8 120	\$ ---	\$ 34 300
Austin Dam & Sub. Ry. Co.							
Travis	\$ ---	1.76	\$ 4 000	\$ ---	\$ ---	\$ ---	\$ 4 000
Total	\$ ---	1.76	\$ 4 000	\$ ---	\$ ---	\$ ---	\$ 4 000
Beaumont, Sour Lake & Western Ry. Co.							
Hardin	\$ ---	18.05	\$ 150 000	\$ 11 620	\$ 41 540	\$ ---	\$ 203 160
Harris	---	22.86	530 000	38 810	67 300	---	636 110
Jefferson	---	14.56	174 720	10 030	36 500	---	221 250
Liberty	---	28.34	255 060	18 250	71 100	---	344 410
Orange	---	--	---	17 410	---	---	17 410
Total	\$ ---	83.82	\$ 1 109 780	\$ 96 120	\$ 216 440	\$ ---	\$ 1 422 340

Owners	TAXES				
	State	County	Special	District Schools	Total
Abilene & Southern Ry. Co.					
Jones	\$ 1 53	\$ 2 34	\$ 24	\$ --	\$ 4 11
Runnels	326 59	559 87	--	--	886 46
Taylor	423 36	806 40	46 32	402 30	1 678 38
Total	\$ 751 48	\$ 1 368 61	\$ 46 56	\$ 402 30	\$ 2 568 95
Angelina & Neches River R. R. Co.					
Angelina	\$ 560 15	\$ 1 267 02	\$ --	\$ 187 88	\$ 2 015 05
Nacogdoches	332 18	672 27	--	261 25	1 265 70
Total	\$ 892 33	\$ 1 939 29	\$ --	\$ 449 13	\$ 3 280 75
Asphalt Belt Ry. Co.					
Uvalde	\$ 186 50	\$ 310 84	\$ 253 11	\$ 88 81	\$ 839 26
Zavala	36 33	70 93	--	17 30	124 56
Total	\$ 222 83	\$ 381 77	\$ 253 11	\$ 106 11	\$ 963 82
Asherton & Gulf Ry. Co.					
Dimmit	\$ 105 76	\$ 264 39	\$ --	\$ 115 44	\$ 485 59
La Salle	38 30	150 48	--	65 70	254 48
Total	\$ 144 06	\$ 414 87	\$ --	\$ 181 14	\$ 740 07
Austin Dam & Sub. Ry. Co.					
Travis	\$ 16 80	\$ 32 00	\$ 8 00	\$ --	\$ 56 80
Total	\$ 16 80	\$ 32 00	\$ 8 00	\$ --	\$ 56 80
Beaumont, Sour Lake & Western Ry. Co.					
Hardin	\$ 853 27	\$ 2 011 29	\$ --	\$ --	\$ 2 864 56
Harris	2 671 66	9 366 67	--	361 60	12 399 93
Jefferson	929 25	2 544 38	1 278 83	16 62	4 769 08
Liberty	1 446 52	3 237 45	531 70	--	5 215 67
Orange	73 12	217 63	52 23	--	342 98
Total	\$ 5 973 82	\$ 17 377 42	\$ 1 862 76	\$ 378 22	\$ 25 592 22

TABLE NO. 188 Continued
STATEMENT OF ASSESSMENTS AGAINST RAILROADS AND BRIDGES

Owners	RAILROADS						Total Value
	Real Estate	Road Bed and Appurtenances		Rolling Stock	Intangible Assets	Personal Property	
	Value	No. of Miles	Value	Value	Value		
Beaumont Wharf & Terminal Co.							
Jefferson	\$ ---	3.85	\$ 113 400	\$ ---	\$ ---	\$ ---	\$ 113 400
Total	\$ ---	3.85	\$ 113 400	\$ ---	\$ ---	\$ ---	\$ 113 400
Burlington, Rock Island R. R. Co.							
Ellis	\$ 3 250	18.50	\$ 175 750	\$ 4 770	\$ 21 040	\$ ---	\$ 204 810
Freestone	750	39.33	354 270	10 130	44 720	---	409 870
Grimes	---	30.90	278 330	7 750	34 220	---	320 300
Harris	---	26.36	190 000	12 300	29 980	1 000	233 280
Leon	---	30.40	273 600	7 835	34 580	---	316 015
Limestone	---	7.80	42 900	2 010	8 880	---	53 790
Madison	---	13.68	129 960	3 520	15 560	---	149 040
Montgomery	---	28.74	229 920	7 410	32 680	---	270 010
Navarro	---	30.38	282 534	7 830	34 540	---	324 904
Tarrant	500	---	---	---	---	---	500
Total	\$ 4 500	226.09	\$ 1 957 264	\$ 63 555	\$ 256 200	\$ 1 000	\$ 2 282 519
Chicago, Rock Island & Pacific Ry. Co.							
Carson	\$ 2 400	48.25	\$ 335 430	\$ 11 370	\$ 78 150	\$ ---	\$ 427 350
Dallam	---	29.11	210 475	6 860	47 150	---	264 485
Dallas	111 680	25.14	201 280	5 930	40 710	450	360 050
Deaf Smith	---	2.37	11 380	560	3 830	---	15 770
Donley	---	11.80	88 700	2 780	19 110	---	110 590
Gray	---	23.63	172 500	5 570	38 270	---	216 340
Hartley	---	57.20	438 744	13 480	92 640	---	544 864
Hansford	---	32.62	195 720	7 700	52 830	---	256 250
Hutchinson	1 400	48.25	329 160	11 370	78 150	---	420 080
Jack	100	34.32	240 240	8 090	55 590	---	304 020
Moore	---	39.15	169 560	7 170	49 270	---	226 000
Montague	---	32.54	325 400	7 670	52 700	---	385 770
Oldham	---	49.88	324 220	11 770	80 790	---	416 780
Potter	1 340	48.62	305 260	11 460	78 750	---	396 810

Owners	TAXES				
	State	County	Special	District Schools	Total
Beaumont Wharf & Terminal Co.					
Jefferson	\$ 476 28	\$ 1 304 10	\$1 207 71	\$ 56 70	\$ 3 044 79
Total	\$ 476 28	\$ 1 304 10	\$1 207 71	\$ 56 70	\$ 3 044 79
Burlington, Rock Island R. R. Co.					
Ellis	\$ 860 20	\$ 1 638 48	\$1 342 71	\$ 910 58	\$ 4 751 97
Freestone	1 721 45	3 483 90	404 25	1 099 30	6 708 90
Grimes	1 345 26	2 562 40	--	1 482 31	5 389 97
Harris	979 78	3 433 52	--	--	4 413 30
Leon	1 327 27	3 160 15	1 897 20	3 258 90	9 643 52
Limestone	225 92	736 92	161 37	180 40	1 304 61
Madison	625 96	1 415 88	447 12	1 252 50	3 741 46
Montgomery	1 134 04	3 024 11	574 80	1 484 80	6 217 75
Navarro	1 364 60	2 436 79	487 36	4 552 11	8 840 86
Tarrant	2 10	4 60	2 80	--	9 50
Total	\$ 9 586 58	\$ 21 896 75	\$5 317 61	\$14 220 90	\$ 51 021 84
Chicago, Rock Island & Pacific Ry. Co.					
Carson	\$ 1 794 87	\$ 4 059 83	\$ --	\$ --	\$ 5 854 70
Dallam	1 110 84	2 248 12	--	--	3 358 96
Dallas	1 512 21	3 521 21	2 169 15	170 85	7 373 42
Deaf Smith	66 23	149 82	58 35	--	274 40
Donley	464 48	1 050 60	331 77	--	1 846 85
Gray	908 62	2 076 01	649 02	--	3 633 65
Hartley	2 288 43	5 176 21	2 824 32	1 072 47	11 361 43
Hansford	1 076 25	2 562 50	2 236 65	--	5 875 40
Hutchinson	1 764 33	3 360 64	1 323 50	1 038 45	7 486 92
Jack	1 276 88	2 280 15	608 04	3 441 23	7 606 30
Moore	949 20	2 147 00	762 78	--	3 858 98
Montague	1 620 23	3 664 82	--	363 37	5 648 42
Oldham	1 750 48	3 125 85	1 250 34	--	6 126 67
Potter	1 666 60	3 174 48	--	3 228 60	8 069 68

TABLE NO. 188 Continued
STATEMENT OF ASSESSMENTS AGAINST RAILROADS AND BRIDGES

Owners	RAILROADS					Personal Property	Total Value
	Real Estate	Road Bed and Appurtenances		Rolling Stock	Intangible Assets		
	Value	No. of Miles	Value	Value	Value		
Chicago, Rock Island & Pacific Ry. Co. (Continued)							
Sherman	\$ ---	25.84	\$ 232 560	\$ 6 130	\$ 42 090	\$ ---	\$ 280 780
Tarrant	35 138	36.80	474 350	9 030	62 060	---	580 578
Wheeler	---	33.71	235 970	7 950	54 600	---	298 520
Wise	---	50.95	505 600	149 470	82 520	---	737 590
Young	---	28.07	91 245	2 570	17 690	---	111 505
Total	\$ 152 058	658.25	\$ 4 887 794	\$ 286 930	\$ 1 026 900	\$ 450	\$ 6 354 132
Colorado River Western Ry.							
Colorado	\$ ---	9.05	\$ 22 575	\$ 12 035	\$ ---	\$ ---	\$ 34 610
Total	\$ ---	9.05	\$ 22 575	\$ 12 035	\$ ---	\$ ---	\$ 34 610
Dallas Terminal Ry. & Union Depot Co.							
Dallas	\$ 153 000	.92	\$ 375 710	\$ ---	\$ ---	\$ ---	\$ 528 710
Total	\$ 153 000	.92	\$ 375 710	\$ ---	\$ ---	\$ ---	\$ 528 710
Denison & Pacific Suburban Ry. Co.							
Grayson	\$ ---	7.54	\$ 45 250	\$ 3 770	\$ 15 120	\$ ---	\$ 64 140
Total	\$ ---	7.54	\$ 45 250	\$ 3 770	\$ 15 120	\$ ---	\$ 64 140
El Paso Union Passenger Depot Co.							
El Paso	\$ 146 000	--	\$ ---	\$ ---	\$ ---	\$ ---	\$ 146 000
Total	\$ 146 000	--	\$ ---	\$ ---	\$ ---	\$ ---	\$ 146 000
El Paso & Southwestern R. R. Co. of Texas							
El Paso	\$ 246 920	22.02	\$ 562 570	\$ 146 960	\$ 246 900	\$ 244 870	\$ 1 448 220
Total	\$ 246 920	22.02	\$ 562 570	\$ 146 960	\$ 246 900	\$ 244 870	\$ 1 448 220
El Paso & Southwestern and T. & P. Ry. Co.							
El Paso	\$ ---	1.99	\$ 35 620	\$ ---	\$ ---	\$ ---	\$ 35 620
Total	\$ ---	1.99	\$ 35 620	\$ ---	\$ ---	\$ ---	\$ 35 620

Owners	TAXES				
	State	County	Special	District Schools	Total
Chicago, Rock Island & Pacific Ry. Co. (Continued)					
Sherman	\$ 1 179 28	\$ 2 173 91	\$ 1 114 88	\$ --	\$ 4 468 07
Tarrant	2 438 42	5 341 31	2 769 52	2 962 86	13 512 11
Wheeler	1 253 78	3 880 76	--	--	5 134 54
Wise	3 097 88	5 163 13	2 390 22	3 547 50	14 198 73
Young	468 33	1 115 05	--	238 68	1 822 06
Total	\$26 687 34	\$ 56 271 40	\$18 488 54	\$16 064 01	\$ 117 511 29
Colorado River Western Ry.					
Colorado	\$ 145 36	\$ 380 71	\$ --	\$ --	\$ 526 07
Total	\$ 145 36	\$ 380 71	\$ --	\$ --	\$ 526 07
Dallas Terminal Ry. & Union Depot Co.					
Dallas	\$ 2 220 58	\$ 5 287 10	\$4 123 94	\$ --	\$ 11 631 62
Total	\$ 2 220 58	\$ 5 287 10	\$4 123 94	\$ --	\$ 11 631 62
Denison & Pacific Suburban Ry. Co.					
Grayson	\$ 269 39	\$ 545 19	\$ --	\$ --	\$ 814 58
Total	\$ 269 39	\$ 545 19	\$ --	\$ --	\$ 814 58
El Paso Union Passenger Depot Co.					
El Paso	\$ 613 20	\$ 1 401 60	\$ --	\$ --	\$ 2 014 80
Total	\$ 613 20	\$ 1 401 60	\$ --	\$ --	\$ 2 014 80
El Paso & Southwestern R. R. Co. of Texas					
El Paso	\$ 6 082 53	\$ 13 902 91	\$ --	\$ 2 585 70	\$ 22 571 14
Total	\$ 6 082 53	\$ 13 902 91	\$ --	\$ 2 585 70	\$ 22 571 14
El Paso & Southwestern and T. & P. Ry. Co.					
El Paso	\$ 149 60	\$ 341 95	\$ --	\$ --	\$ 491 55
Total	\$ 149 60	\$ 341 95	\$ --	\$ --	\$ 491 55

TABLE NO. 188 Continued
STATEMENT OF ASSESSMENTS AGAINST RAILROADS AND BRIDGES

Owners	RAILROADS						Total Value
	Real Estate	Road Bed and Appurtenances		Rolling Stock	Intangible Assets	Personal Property	
	Value	No. of Miles	Value	Value	Value		
El Paso Southern Ry. Co.							
El Paso	\$ 7 000	.41	\$ 3 000	\$ ---	\$ 1 900	\$ ---	\$ 11 900
Total	\$ 7 000	.41	\$ 3 000	\$ ---	\$ 1 900	\$ ---	\$ 11 900
Fort Worth Belt Ry. Co.							
Tarrant	\$ ---	3.20	\$ 100 420	\$ ---	\$ ---	\$ 12 000	\$ 112 420
Total	\$ ---	3.20	\$ 100 420	\$ ---	\$ ---	\$ 12 000	\$ 112 420
Fort Worth & Denver Ry. Co.							
Archer	\$ ---	20.14	\$ 102 700	\$ 39 800	\$ 15 360	\$ ---	\$ 157 860
Armstrong	---	32.56	252 340	64 355	241 510	---	558 205
Baylor	---	35.74	214 440	70 640	27 260	---	312 340
Briscoe	---	24.09	127 240	47 615	44 060	---	218 915
Carson	---	.66	5 080	1 310	5 050	---	11 440
Castro	---	24.72	148 320	48 860	45 230	---	242 410
Childress	---	50.94	597 000	100 685	213 870	1 200	912 755
Clay	---	32.71	294 390	64 650	242 860	---	601 900
Collingsworth	---	31.84	175 120	62 930	8 370	---	246 420
Dallam	---	37.67	263 690	74 460	279 570	---	617 720
Donley	---	37.68	301 770	74 475	279 570	---	655 815
Dickens	---	11.56	52 020	22 845	8 840	---	83 705
Floyd	---	62.40	366 660	123 335	114 170	---	604 165
Gray	---	29.79	186 190	58 885	7 840	---	252 915
Hale	---	33.50	225 615	66 215	61 290	---	353 120
Hall	---	51.58	345 750	101 950	191 090	---	638 790
Hardeman	---	31.14	295 830	61 550	231 070	350	588 800
Hartley	---	32.49	246 924	64 220	241 170	---	552 314
Haskell	---	44.87	265 555	88 690	34 230	---	388 475
Jones	---	37.55	219 720	74 215	28 650	---	322 585
Kent	---	17.42	69 770	34 430	13 290	---	117 490
Knox	---	12.85	83 525	25 395	9 800	---	118 720
Lubbock	---	24.16	144 950	47 750	44 210	---	236 910

Owners	TAXES				
	State	County	Special	District Schools	Total
El Paso Southern Ry. Co.					
El Paso	\$ 49 98	\$ 114 24	\$ --	\$ --	\$ 164 22
Total	\$ 49 98	\$ 114 24	\$ --	\$ --	\$ 164 22
Fort Worth Belt Ry. Co.					
Tarrant	\$ 472 16	\$ 1 034 27	\$ 598 35	\$ --	\$ 2 104 78
Total	\$ 472 16	\$ 1 034 27	\$ 598 35	\$ --	\$ 2 104 78
Fort Worth & Denver Ry. Co.					
Archer	\$ 663 01	\$ 1 262 88	\$ 627 63	\$ --	\$ 2 553 52
Armstrong	2 344 46	4 800 56	1 674 61	--	8 819 63
Baylor	1 311 83	3 373 27	937 02	3 216 60	8 838 72
Briscoe	919 44	2 079 69	149 38	--	3 148 51
Carson	48 05	108 68	--	--	156 73
Castro	1 018 12	2 302 89	74 16	--	3 395 17
Childress	3 833 57	8 671 17	--	418 50	12 923 24
Clay	2 527 98	2 889 12	3 503 41	3 452 85	12 373 36
Collingsworth	1 034 96	2 513 48	401 23	1 802 63	5 752 30
Dallam	2 594 42	5 250 62	--	--	7 845 04
Donley	2 754 42	6 230 24	1 967 45	874 46	11 826 57
Dickens	351 56	962 61	--	--	1 314 17
Floyd	2 537 49	4 833 32	2 899 99	1 810 95	12 081 75
Gray	1 062 25	2 403 77	758 75	63 10	4 287 87
Hale	1 483 10	3 813 70	--	198 54	5 495 34
Hall	2 682 92	6 068 51	117 77	--	8 869 20
Hardeman	2 472 96	5 593 60	--	--	8 066 56
Hartley	2 319 72	5 246 98	1 590 11	--	9 156 81
Haskell	1 631 60	4 078 99	398 33	2 127 45	8 236 37
Jones	1 354 85	2 064 55	181 35	--	3 600 75
Kent	493 46	763 69	352 47	349 20	1 958 82
Knox	498 63	1 127 84	414 66	--	2 041 13
Lubbock	995 02	1 967 76	--	--	2 962 78

TABLE NO. 188 Continued
STATEMENT OF ASSESSMENTS AGAINST RAILROADS AND BRIDGES

Owners	RAILROADS						Personal Property	Total Value
	Real Estate	Road Bed and Appurtenances		Rolling Stock	Intangible Assets			
	Value	No. of Miles	Value	Value	Value			
Fort Worth & Denver Ry. Co. (Continued)								
Montague	\$ ---	18.97	\$ 180 220	\$ 37 495	\$ 140 800	\$ ---	\$ ---	\$ 358 515
Oldham	---	16.78	109 070	33 170	124 630	---	---	266 870
Potter	---	43.28	307 480	85 540	321 010	---	---	714 030
Stonewall	---	36.85	165 830	72 840	28 120	---	---	266 790
Swisher	---	1.97	10 840	3 890	3 600	---	---	18 330
Tarrant	15 000	19.93	239 000	39 395	147 870	---	---	441 265
Taylor	---	5.95	34 700	11 760	4 540	---	---	51 000
Wichita	---	43.39	434 810	85 765	251 290	2 100	---	773 965
Wilbarger	---	33.81	381 380	66 825	250 610	---	---	698 815
Wise	---	38.19	410 540	75 485	283 280	---	---	769 305
Wheeler	---	25.07	137 885	49 550	6 590	---	---	194 025
Total	\$ 15 000	1 002.25	\$ 7 396 354	\$ 1 980 975	\$ 3 950 700	\$ 3 650	---	\$ 13 346 679
Galveston, Houston & Henderson R. R. Co.								
Galveston	\$ 210	25.90	\$ 447 850	\$ 11 933	\$ 95 420	\$ 900	---	\$ 556 313
Harris	13 830	23.27	271 170	11 700	93 580	---	---	390 280
Total	\$ 14 040	49.17	\$ 719 020	\$ 23 633	\$ 189 000	\$ 900	---	\$ 946 593
Galveston Terminal Ry. Co.								
Galveston	\$ ---	10.00	\$ 180 000	\$ ---	\$ ---	\$ ---	---	\$ 180 000
Total	\$ ---	10.00	\$ 180 000	\$ ---	\$ ---	\$ ---	---	\$ 180 000
Gulf & Interstate Ry. Co. of Texas								
Chambers	\$ ---	18.06	\$ 54 180	\$ 9 030	\$ 14 450	\$ ---	---	\$ 77 660
Galveston	---	2.68	8 040	1 340	2 140	---	---	11 520
Jefferson	3 670	22.86	75 810	11 430	18 290	---	---	109 200
Total	\$ 3 670	43.60	\$ 138 030	\$ 21 800	\$ 34 880	\$ ---	---	\$ 198 380

Owners	TAXES				Total
	State	County	Special	District Schools	
Fort Worth & Denver Ry. Co.					
(Continued)					
Montague	\$ 1 505 76	\$ 3 405 89	\$ --	\$ --	\$ 4 911 65
Oldham	1 120 85	2 001 53	800 61	1 636 05	5 559 04
Potter	2 998 93	5 712 24	--	3 489 90	12 201 07
Stonewall	1 120 52	2 134 32	276 71	2 487 45	6 019 00
Swisher	76 99	179 63	27 50	--	284 12
Tarrant	1 853 31	4 059 63	1 773 39	1 914 10	9 600 43
Taylor	214 19	408 00	69 40	--	691 59
Wichita	3 250 65	5 959 53	153 30	2 263 20	11 626 68
Wilbarger	2 935 02	6 988 15	2 096 44	--	12 019 61
Wise	3 231 08	5 385 14	2 307 92	2 835 54	13 759 68
Wheeler	814 91	2 522 33	--	278 30	3 615 54
Total	\$56 056 03	\$ 117 164 31	\$23 553 59	\$29 218 82	\$ 225 992 75
Galveston, Houston & Henderson R. R. Co.					
Galveston	\$ 2 336 51	\$ 5 841 29	\$ 145 25	\$ --	\$ 8 323 05
Harris	1 639 18	5 728 77	--	--	7 367 95
Total	\$ 3 975 69	\$ 11 570 06	\$ 145 25	\$ --	\$ 15 691 00
Galveston Terminal Ry. Co.					
Galveston	\$ 756 00	\$ 1 890 00	\$ --	\$ --	\$ 2 646 00
Total	\$ 756 00	\$ 1 890 00	\$ --	\$ --	\$ 2 646 00
Gulf & Interstate Ry. Co. of Texas					
Chambers	\$ 326 18	\$ 1 389 75	\$ 81 27	\$ 45 15	\$ 1 842 35
Galveston	48 38	120 96	--	--	169 34
Jefferson	458 63	1 255 81	675 94	6 38	2 396 76
Total	\$ 833 19	\$ 2 766 52	\$ 757 21	\$ 51 53	\$ 4 408 45

TABLE NO. 188 Continued
STATEMENT OF ASSESSMENTS AGAINST RAILROADS AND BRIDGES

Owners	RAILROADS					Personal Property	Total Value
	Real Estate	Road Bed and Appurtenances		Rolling Stock	Intangible Assets		
	Value	No. of Miles	Value	Value	Value		
Gulf, Colorado & Santa Fe Ry. Co.							
Austin	\$ ---	50.35	\$ 557 070	\$ 91 900	\$ 137 340	\$ ---	\$ 786 310
Bell	42 500	57.01	632 810	104 060	184 120	---	963 490
Bosque	30	38.93	350 370	71 060	125 730	---	547 190
Brazoria	---	31.20	291 040	56 950	94 400	---	442 390
Brazos	117 000	11.69	---	21 340	37 750	---	176 090
Brown	4 060	65.00	539 255	118 640	122 990	25 000	809 945
Burleson	2 770	43.28	476 080	79 000	139 780	---	697 630
Coke	---	4.61	18 440	8 410	2 300	---	29 150
Coleman	---	39.20	334 930	117 050	126 600	---	578 580
Collin	2 110	24.58	221 220	44 780	79 380	---	347 490
Colorado	---	25.20	143 630	46 000	20 160	---	209 790
Comanche	---	28.52	185 380	52 060	22 810	---	260 250
Concho	---	20.84	104 200	38 040	53 190	---	195 430
Cooke	---	21.88	260 370	39 940	70 660	---	370 970
Coryell	---	10.06	85 510	18 360	32 490	---	136 360
Dallas	35 640	49.66	643 540	74 400	131 640	1 980	887 200
Delta	---	7.67	61 360	14 000	24 770	---	100 130
Denton	11 680	32.89	338 790	60 030	106 220	---	516 720
Ellis	---	10.60	87 680	20 000	35 400	---	143 080
Erath	---	37.81	226 860	69 010	30 250	---	326 120
Fannin	---	10.23	83 890	18 670	33 040	---	135 600
Fort Bend	---	64.18	475 340	115 040	142 190	2 030	734 600
Galveston	100 010	49.68	428 280	47 860	78 120	---	654 270
Gregg	---	3.82	26 740	6 970	3 250	---	36 960
Grimes	---	20.78	192 210	37 930	67 110	---	297 250
Hardin	60	51.22	538 875	93 490	124 320	---	756 745
Harris	---	12.50	184 110	22 820	40 370	---	247 300
Hill	---	9.65	110 000	17 610	31 170	---	158 780
Harrison	---	8.77	52 620	16 010	7 450	---	76 080
Hood	---	37.96	210 510	63 490	35 540	---	309 540
Hunt	---	20.47	163 760	37 360	66 110	---	267 230

Owners	TAXES				
	State	County	Special	District Schools	Total
Gulf, Colorado & Santa Fe Ry. Co.					
Austin	\$ 3 302 50	\$ 5 504 17	\$3 538 42	\$ 1 481 98	\$ 13 827 07
Bell	4 046 66	6 455 39	1 857 20	1 473 05	13 832 30
Bosque	2 298 19	3 447 29	590 00	1 534 95	7 870 43
Brazoria	1 858 04	5 485 64	1 379 29	1 087 50	9 810 47
Brazos	739 57	1 408 72	--	1 755 00	3 903 29
Brown	3 401 77	7 289 50	2 429 83	5 737 39	18 858 49
Burleson	2 930 05	10 115 64	2 092 89	1 691 10	16 829 68
Coke	209 88	247 78	--	276 60	734 26
Coleman	2 430 04	4 628 64	--	3 717 85	10 776 53
Collin	1 459 46	3 301 16	1 042 47	1 084 46	6 887 55
Colorado	881 12	2 307 69	--	--	3 188 81
Comanche	1 093 05	2 082 00	780 75	2 609 92	6 565 72
Concho	820 81	2 579 68	--	--	3 400 49
Cooke	1 558 07	2 374 21	370 97	259 09	4 562 34
Coryell	572 71	1 199 97	--	--	1 772 68
Dallas	3 726 24	8 521 73	4 298 07	--	16 546 04
Delta	420 55	1 802 34	--	613 60	2 836 49
Denton	2 170 23	5 373 89	--	3 451 28	10 995 40
Ellis	600 94	1 144 64	429 24	1 315 20	3 490 02
Erath	1 369 70	2 608 96	1 219 56	474 66	5 672 88
Fannin	569 52	1 505 16	629 18	273 80	2 977 66
Fort Bend	3 085 32	8 668 28	3 196 04	--	14 949 64
Galveston	2 747 93	6 869 84	233 00	--	9 850 77
Gregg	155 23	365 91	110 88	170 10	802 12
Grimes	1 248 45	2 378 00	--	2 097 90	5 724 35
Hardin	3 178 33	7 491 78	2 533 03	2 997 20	16 200 34
Harris	1 038 66	3 631 61	--	--	4 670 27
Hill	666 88	1 302 00	710 49	1 500 65	4 180 02
Harrison	319 54	760 80	--	657 75	1 738 09
Hood	1 300 07	2 949 37	1 326 08	566 70	6 142 22
Hunt	1 122 37	2 324 90	1 336 15	407 00	5 190 42

TABLE NO. 188 Continued
STATEMENT OF ASSESSMENTS AGAINST RAILROADS AND BRIDGES

Owners	RAILROADS					Personal Property	Total Value
	Real Estate	Road Bed and Appurtenances		Rolling Stock	Intangible Assets		
	Value	No. of Miles	Value	Value	Value		
Gulf, Colorado & Santa Fe Ry. Co.							
(Continued)							
Jasper	\$ ---	64.89	\$ 542 260	\$ 118 440	\$ 54 790	\$ ---	\$ 715 490
Jefferson	---	9.17	95 830	16 740	7 790	---	120 360
Johnson	50	67.44	1 070 550	123 090	208 040	---	1 401 730
Lamar	---	17.88	147 510	32 630	57 740	---	237 880
Lampasas	4 350	55.42	437 945	101 150	178 980	---	722 425
Liberty	---	28.34	238 140	51 750	91 560	---	381 450
Matagorda	---	33.19	189 180	60 580	26 550	---	276 310
McCulloch	---	64.28	347 200	117 330	135 000	---	599 530
McLennan	---	28.41	304 400	51 850	91 750	---	448 000
Menard	---	15.85	71 320	28 930	12 680	---	112 930
Milam	1 540	34.91	384 010	63 720	112 740	---	562 010
Mills	4 550	34.27	239 890	62 550	110 680	---	417 670
Montgomery	---	44.15	353 200	80 580	142 590	---	576 370
Newton	---	15.97	111 790	29 150	9 580	---	150 520
Nolan	---	20.62	---	37 640	---	---	37 640
Panola	---	31.37	225 850	57 260	26 670	---	309 780
Parker	---	17.99	45 445	32 840	57 610	---	135 895
Runnels	300	35.18	248 970	64 210	---	---	313 480
Rusk	---	7.25	43 500	13 230	6 160	---	62 890
Sabine	---	19.65	162 115	35 870	16 700	---	214 685
San Augustine	---	17.78	160 020	32 450	15 110	---	207 580
San Saba	---	34.98	209 880	63 850	112 970	---	386 700
Shelby	---	29.28	240 100	53 440	24 890	---	318 430
Sterling	---	13.42	60 390	24 500	6 710	---	91 600
Tarrant	---	48.31	554 465	88 540	115 460	---	758 465
Taylor	1 600	39.09	351 450	71 270	128 870	---	553 190
Tom Green	9 200	42.08	242 170	76 810	65 590	---	393 770
Washington	3 110	19.68	182 040	35 920	63 560	---	284 630
Wharton	3 492	43.69	223 600	79 740	34 950	---	341 782
Wichita	---	---	---	---	---	50	50
Total	\$ 344 052	1 834.78	\$ 15 508 090	\$ 3 328 340	\$ 4 122 370	\$ 29 060	\$ 23 331 912

Owners	TAXES				
	State	County	Special	District Schools	Total
Gulf, Colorado & Santa Fe Ry. Co. (Continued)					
Jasper	\$ 3 005 06	\$ 5 723 92	\$ 4 811 39	\$ --	\$ 13 540 37
Jefferson	505 52	1 384 14	606 75	26 86	2 523 27
Johnson	5 887 26	13 316 44	4 205 19	5 707 42	29 116 31
Lamar	999 10	3 092 44	--	1 348 31	5 439 85
Lampasas	3 034 19	4 695 76	--	320 79	8 050 74
Liberty	1 602 09	3 585 63	44 10	675 36	5 907 18
Matagorda	1 160 51	2 127 60	1 550 95	1 459 08	6 298 14
McCulloch	2 518 03	6 055 25	1 678 68	2 827 30	13 079 26
McLennan	1 881 60	2 867 20	224 00	1 913 50	6 886 30
Menard	474 31	1 095 42	338 79	--	1 908 52
Milam	2 360 44	4 215 07	--	3 078 85	9 654 36
Mills	1 754 21	3 341 36	--	1 859 73	6 955 30
Montgomery	2 420 76	6 455 35	883 00	2 006 60	11 765 71
Newton	632 18	1 505 20	863 03	617 40	3 617 81
Nolan	158 09	282 30	112 92	--	553 31
Panola	1 301 07	3 252 69	619 56	1 378 95	6 552 27
Parker	570 76	1 630 75	1 14	264 99	2 467 64
Runnels	1 316 61	2 257 05	--	--	3 573 66
Rusk	264 14	584 88	108 75	--	957 77
Sabine	901 68	1 717 48	--	294 53	2 913 69
San Augustine	871 83	1 972 01	--	528 30	3 372 14
San Saba	1 624 14	3 867 00	1 288 10	--	6 779 24
Shelby	1 337 41	2 547 44	1 316 91	944 46	6 146 22
Sterling	384 72	870 20	274 80	845 46	2 375 18
Tarrant	3 185 55	6 977 87	3 227 44	3 466 80	16 857 66
Taylor	2 323 39	4 425 52	--	1 509 75	8 258 66
Tom Green	2 835 14	3 150 16	1 005 48	1 848 56	8 839 34
Washington	1 195 45	2 191 65	853 89	1 460 65	5 701 64
Wharton	1 435 48	4 784 95	1 025 35	2 053 93	9 299 71
Wichita	21	39	--	--	60
Total	\$99 262 81	\$ 216 099 81	\$55 143 76	\$73 672 31	\$ 444 178 69

TABLE NO. 188 Continued
STATEMENT OF ASSESSMENTS AGAINST RAILROADS AND BRIDGES

Owners	RAILROADS						Total Value
	Real Estate	Road Bed and Appurtenances		Rolling Stock	Intangible Assets	Personal Property	
	Value	No. of Miles	Value	Value	Value		
Hamlin & Northwestern Ry. Co.							
Jones	\$ ---	5.50	\$ 5 500	\$ ---	\$ 6 030	\$ ---	\$ 11 530
Stonewall	---	--	---	---	5 160	---	5 160
Total	\$ ---	5.50	\$ 5 500	\$ ---	\$ 11 190	\$ ---	\$ 16 690
Houston Belt & Terminal Ry. Co.							
Harris	\$ 5 120	19.31	\$ 888 260	\$ 368 070	\$ ---	\$ 180	\$ 1 261 630
Total	\$ 5 120	19.31	\$ 888 260	\$ 368 070	\$ ---	\$ 180	\$ 1 261 630
Houston & Brazos Valley Ry. Co.							
Brazoria	\$ ---	38.93	\$ 207 435	\$ 10 760	\$ 20 000	\$ ---	\$ 238 195
Total	\$ ---	38.93	\$ 207 435	\$ 10 760	\$ 20 000	\$ ---	\$ 238 195
Houston North Shore Ry. Co.							
Harris	\$ ---	27.26	\$ 143 940	\$ ---	\$ 7 150	\$ ---	\$ 151 090
Total	\$ ---	27.26	\$ 143 940	\$ ---	\$ 7 150	\$ ---	\$ 151 090
International & Great Northern R. R. Co.							
Anderson	\$ 4 010	48.54	\$ 934 260	\$ 112 740	\$ 23 400	\$ ---	\$ 1 074 410
Atascosa	---	1.39	8 340	3 230	670	---	12 240
Bexar	---	39.33	647 210	91 350	18 960	---	757 520
Brazos	---	38.40	395 000	89 190	18 510	---	502 700
Brazoria	---	26.58	82 840	61 730	5 700	---	150 270
Cherokee	---	28.87	274 260	67 310	13 920	---	355 490
Comal	---	24.89	236 460	57 810	15 960	---	310 230
Ellis	---	28.27	240 300	65 660	13 640	---	319 600
Falls	---	32.71	278 040	75 970	15 770	---	369 780
Fort Bend	1 000	10.46	41 840	24 290	2 240	---	69 370
Freestone	---	2.67	21 360	6 200	1 300	---	28 860
Frio	---	34.54	195 500	80 220	16 650	---	292 370
Galveston	---	26.00	---	60 390	---	100	60 490
Gregg	---	13.88	124 920	32 240	6 700	---	163 860

Owners	TAXES				Total
	State	County	Special	District Schools	
Hamlin & Northwestern Ry. Co.					
Jones	\$ 48 43	\$ 73 79	\$ --	\$ --	\$ 122 22
Stonewall	<u>21 67</u>	<u>41 28</u>	<u>--</u>	<u>--</u>	<u>62 95</u>
Total	\$ 70 10	\$ 115 07	\$ --	\$ --	\$ 185 17
Houston Belt & Terminal Ry. Co.					
Harris	\$ 5 298 85	\$ 18 506 49	\$ --	\$ --	\$ 23 805 34
Total	\$ 5 298 85	\$ 18 506 49	\$ --	\$ --	\$ 23 805 34
Houston & Brazos Valley Ry. Co.					
Brazoria	\$ 1 288 07	\$ 2 665 96	\$ 1 040 71	\$ --	\$ 4 994 74
Total	\$ 1 288 07	\$ 2 665 96	\$ 1 040 71	\$ --	\$ 4 994 74
Houston North Shore Ry. Co.					
Harris	\$ 634 58	\$ 2 232 92	\$ --	\$ --	\$ 2 867 50
Total	\$ 634 58	\$ 2 232 92	\$ --	\$ --	\$ 2 867 50
International & Great Northern R. R. Co.					
Anderson	\$ 4 512 52	\$ 10 206 90	\$ 3 223 23	\$ 4 735 36	\$ 22 678 01
Atascosa	51 41	95 47	36 72	--	183 60
Bexar	3 181 58	5 454 14	8 479 94	241 11	17 356 77
Brazos	2 111 34	4 021 60	--	2 379 30	8 512 24
Brazoria	631 13	1 863 35	622 16	--	3 116 64
Cherokee	1 493 06	3 199 41	1 561 47	783 00	7 036 94
Comal	1 302 96	2 388 77	930 69	1 576 28	6 198 70
Ellis	1 342 32	2 556 80	1 128 80	2 068 25	7 096 17
Falls	1 553 08	3 512 91	1 109 34	212 50	6 387 83
Fort Bend	291 36	818 56	419 83	--	1 529 75
Freestone	121 21	245 31	32 04	213 60	612 16
Frio	1 227 95	3 216 07	419 93	--	4 863 95
Galveston	254 06	635 15	--	--	889 21
Gregg	688 21	1 622 21	491 58	664 20	3 466 20

TABLE NO. 188 Continued
STATEMENT OF ASSESSMENTS AGAINST RAILROADS AND BRIDGES

Owners	RAILROADS					Personal Property	Total Value
	Real Estate	Road Bed and Appurtenances		Rolling Stock	Intangible Assets		
	Value	No. of Miles	Value	Value	Value		
International & Great Northern R. R. Co.							
(Continued)							
Grimes	\$ 2 540	25.02	\$ 220 670	\$ 55 250	\$ 11 470	\$ ---	\$ 289 930
Harris	---	61.73	718 560	196 740	29 840	---	945 140
Hays	---	24.31	224 870	56 460	11 720	---	293 050
Hill	---	21.89	164 175	50 840	10 550	---	225 565
Houston	---	36.31	308 630	84 330	17 510	---	410 470
Johnson	---	14.43	122 650	33 520	6 960	---	163 130
La Salle	---	44.31	243 700	102 910	21 360	---	367 970
Leon	---	45.04	405 360	104 610	21 720	---	531 690
McLennan	---	37.33	317 310	87 280	18 120	---	422 710
Medina	---	13.74	71 910	31 910	6 620	---	110 440
Milam	---	37.05	432 725	116 400	18 050	---	567 175
Montgomery	---	27.53	32 000	92 900	19 280	---	144 180
Navarro	---	.02	150	50	---	---	200
Robertson	---	67.84	559 000	157 560	32 700	---	749 260
Rusk	---	25.45	123 600	59 110	12 270	---	194 980
Smith	---	52.68	335 820	122 350	15 040	---	473 210
Tarrant	---	14.82	124 500	34 420	7 140	---	166 060
Travis	---	27.33	286 960	63 480	13 180	---	363 620
Trinity	---	15.86	134 810	36 840	7 640	---	179 290
Walker	---	33.41	257 430	77 600	12 730	---	347 760
Waller	---	1.78	14 240	4 140	860	---	19 240
Webb	---	37.95	347 840	88 140	18 300	2 300	456 580
Williamson	---	28.86	196 250	108 180	22 220	---	326 650
Wood	---	4.88	29 280	11 330	1 040	---	41 650
Total	\$ 7 550	1 056.11	\$ 9 152 770	\$ 2 604 680	\$ 489 740	\$ 2 400	\$ 12 257 140
Kansas City, Mexico & Orient Ry. Co. of Texas							
Brewster	\$ ---	28.34	\$ 142 780	\$ 8 640	\$ 14 180	\$ ---	\$ 165 600
Coke	---	28.01	155 320	8 540	14 000	2 890	180 750
Crane	---	3.75	16 880	1 140	1 870	---	19 890

Owners	TAXES				
	State	County	Special	District Schools	Total
International & Great Northern R. R. Co. (Continued)					
Grimes	\$ 1 217 71	\$ 2 319 44	\$ --	\$ 2 314 15	\$ 5 851 30
Harris	3 969 59	13 886 11	--	--	17 855 70
Hays	1 230 81	2 344 40	879 15	1 485 02	5 939 38
Hill	947 37	1 849 63	1 602 15	1 436 25	5 835 40
Houston	1 723 98	3 488 99	--	967 72	6 180 69
Johnson	685 15	1 549 74	489 39	1 381 20	4 105 48
La Salle	1 545 47	6 071 51	--	1 513 35	9 130 33
Leon	2 233 09	5 316 90	2 820 79	3 049 20	13 419 98
McLennan	1 775 38	2 705 34	211 36	2 140 32	6 832 40
Medina	463 84	1 214 84	--	--	1 678 68
Milam	2 382 13	4 253 81	--	4 072 30	10 708 24
Montgomery	1 815 16	4 840 41	800 00	--	7 455 57
Navarro	84	1 51	31	2 60	5 26
Robertson	3 146 89	5 994 08	1 123 89	3 795 28	14 060 14
Rusk	818 91	1 813 31	309 00	--	2 941 22
Smith	1 987 48	4 258 89	1 419 63	456 90	8 122 90
Tarrant	697 45	1 527 75	551 22	983 40	3 759 82
Travis	1 527 20	2 908 96	727 24	1 578 68	6 742 08
Trinity	753 02	1 792 90	--	--	2 545 92
Walker	1 460 59	3 303 72	--	908 15	5 672 46
Waller	80 81	132 75	82 73	213 60	509 89
Webb	1 917 64	10 729 63	1 369 74	--	14 017 01
Williamson	1 371 93	2 939 85	--	2 326 87	6 638 65
Wood	174 94	408 16	--	--	583 10
Total	\$52 689 57	\$ 125 489 28	\$30 842 33	\$41 498 59	\$ 250 519 77
Kansas City, Mexico & Orient Ry. Co. of Texas					
Brewster	\$ 695 52	\$ 1 192 32	\$ --	\$ 2 498 65	\$ 4 386 49
Coke	1 301 40	1 536 38	189 81	--	3 027 59
Crane	83 54	232 72	--	59 67	375 93

TABLE NO. 188 Continued
STATEMENT OF ASSESSMENTS AGAINST RAILROADS AND BRIDGES

Owners	RAILROADS						Personal Property	Total Value
	Real Estate	Road Bed and Appurtenances		Rolling Stock	Intangible Assets			
	Value	No. of Miles	Value	Value	Value			
Kansas City, Mexlco & Orient Ry. Co. of Texas (Continued)								
Crockett	\$ ---	1.00	\$ 2 250	\$ 150	\$ 250	\$ ---	\$ 2 650	
Fisher	---	28.34	173 600	8 640	14 170	---	196 410	
Foard	---	21.76	126 020	6 640	10 880	---	143 540	
Hardeman	---	19.09	112 700	5 820	9 550	---	128 070	
Haskell	---	28.99	188 430	8 840	14 500	---	211 770	
Irion	---	41.73	250 380	12 730	20 860	---	283 970	
Jones	20	10.89	65 360	3 320	5 450	---	74 150	
Knox	---	31.33	208 850	9 560	15 660	3 290	237 360	
Nolan	---	32.74	196 450	9 990	16 370	---	222 810	
Pecos	---	69.14	380 270	21 090	34 580	---	435 940	
Presidio	---	72.45	289 800	22 100	36 220	---	348 120	
Reagan	---	34.73	184 260	10 000	15 960	2 090	212 310	
Schleicher	---	28.60	143 000	8 720	16 250	---	167 970	
Stonewall	---	3.46	19 030	1 060	1 730	---	21 820	
Sutton	---	12.73	63 960	3 880	6 360	---	74 200	
Tom Green	4 300	59.50	371 350	18 150	29 750	---	423 550	
Upton	---	42.34	211 720	10 330	17 380	---	239 430	
Val Verde	---	24.41	6 450	---	---	---	6 450	
Wilbarger	---	12.33	80 155	3 760	6 160	---	90 075	
Total	\$ 4 320	635.66	\$ 3 389 015	\$ 183 100	\$ 302 130	\$ 8 270	\$ 3 886 835	
Kansas City Southern Ry. Co.								
Bowie	\$ 2 210	19.53	\$ 214 830	\$ 5 520	\$ 143 480	\$ ---	\$ 366 040	
Cass	---	11.89	95 120	3 360	87 350	---	185 830	
Jefferson	5 335	38.84	419 635	11 370	295 700	95 000	827 040	
Newton	---	6.06	60 600	1 710	44 520	---	106 830	
Orange	---	21.16	285 660	5 980	155 450	---	447 090	
Total	\$ 7 545	97.48	\$ 1 075 845	\$ 27 940	\$ 726 500	\$ 95 000	\$ 1 932 830	

Owners	TAXES				
	State	County	Special	District Schools	Total
Kansas City, Mexico & Orient Ry. Co. of Texas					
(Continued)					
Crockett	\$ 11 13	\$ 27 82	\$ --	\$ 33 75	\$ 72 70
Fisher	824 92	2 356 92	--	--	3 181 84
Foard	602 87	1 822 96	--	189 03	2 614 86
Hardeman	537 89	1 216 67	--	991 86	2 746 42
Haskell	889 43	2 223 59	282 64	407 55	3 803 21
Irion	1 192 67	2 697 72	1 012 15	--	4 902 54
Jones	311 43	474 56	--	--	785 99
Knox	996 91	2 254 92	1 206 69	1 200 30	5 658 82
Nolan	935 80	1 671 09	668 43	693 15	3 968 47
Pecos	1 830 95	4 359 40	2 392 96	137 50	8 720 81
Presidio	1 462 10	2 784 96	--	4 257 60	8 504 66
Reagan	891 70	2 823 72	636 93	--	4 352 35
Schleicher	705 47	1 343 76	755 86	--	2 805 09
Stonewall	91 64	174 56	28 55	--	294 75
Sutton	311 64	1 038 80	--	--	1 350 44
Tom Green	3 049 56	3 388 40	1 502 60	3 811 98	11 752 54
Upton	1 005 61	3 016 82	--	--	4 022 43
Val Verde	27 09	37 41	--	63	65 13
Wilbarger	<u>378 32</u>	<u>900 75</u>	<u>270 23</u>	<u>921 52</u>	<u>2 470 82</u>
Total	\$18 137 59	\$ 37 576 25	\$ 8 946 85	\$15 203 19	\$ 79 863 88
Kansas City Southern Ry. Co.					
Bowie	\$ 1 537 37	\$ 2 928 32	\$ --	\$ 217 80	\$ 4 683 49
Cass	780 49	1 709 64	557 49	643 20	3 690 82
Jefferson	3 473 57	10 775 13	2 723 76	68 01	17 040 47
Newton	448 69	1 068 30	606 00	909 00	3 031 99
Orange	<u>1 877 78</u>	<u>5 588 63</u>	<u>2 267 64</u>	<u>1 838 70</u>	<u>11 572 75</u>
Total	\$ 8 117 90	\$ 22 070 02	\$ 6 154 89	\$ 3 676 71	\$ 40 019 52

TABLE NO. 188 Continued
STATEMENT OF ASSESSMENTS AGAINST RAILROADS AND BRIDGES

Owners	RAILROADS						Total Value
	Real Estate	Road Bed and Appurtenances		Rolling Stock	Intangible Assets	Personal Property	
	Value	No. of Miles	Value	Value	Value	Value	
Kansas, Oklahoma & Gulf Ry. Co. of Texas							
Grayson	\$ ---	8.90	\$ 80 000	\$ ---	\$ 8 830	\$ ---	\$ 88 830
Total	\$ ---	8.90	\$ 80 000	\$ ---	\$ 8 830	\$ ---	\$ 88 830
Louisiana & Arkansas Ry. Co.							
Camp	\$ ---	16.73	\$ 90 342	\$ 25 220	\$ 81 870	\$ ---	\$ 197 432
Cass	---	11.84	47 360	17 850	57 940	---	123 150
Collin	---	4.13	16 520	17 440	20 210	---	54 170
Dallas	---	---	28 720	---	---	---	28 720
Franklin	---	3.82	15 750	5 760	18 690	---	40 200
Harrison	---	24.56	112 900	37 060	120 180	---	270 140
Hopkins	---	36.70	220 200	55 330	179 590	---	455 120
Hunt	---	25.29	189 670	38 330	123 760	---	351 760
Marion	---	20.06	72 220	30 250	98 160	---	200 630
Morris	---	11.38	68 280	17 160	55 690	---	141 130
Titus	---	3.84	13 820	5 790	18 790	---	38 400
Wood	---	5.81	28 570	8 760	28 440	---	65 770
Total	\$ ---	164.16	\$ 904 352	\$ 258 950	\$ 803 320	\$ ---	\$ 1 966 622
Missouri-Kansas-Texas R. R. Co. of Texas							
Austin	\$ ---	31.18	\$ 311 800	\$ 49 400	\$ 19 970	\$ ---	\$ 381 170
Bastrop	---	67.21	755 100	106 490	43 060	---	904 650
Bell	---	42.13	379 170	66 750	26 990	---	472 910
Bexar	---	21.86	399 490	34 640	14 000	---	448 130
Bosque	---	39.22	215 710	62 140	25 130	---	302 980
Caldwell	---	25.12	200 960	39 800	16 090	---	256 850
Callahan	---	3.39	16 950	5 370	2 170	---	24 490
Childress	---	.38	2 570	600	240	---	3 410
Clay	---	27.49	217 170	43 550	17 610	---	278 330
Colorado	---	5.47	49 230	8 670	3 500	---	61 400
Collin	---	1.61	14 490	2 540	1 030	---	18 060
Collingsworth	---	16.10	80 500	25 510	10 310	---	116 320

Owners	TAXES				
	State	County	Special	District Schools	Total
Kansas, Oklahoma & Gulf Ry. Co. of Texas					
Grayson	\$ 373 09	\$ 755 05	\$ --	\$ 222 75	\$ 1 350 89
Total	\$ 373 09	\$ 755 05	\$ --	\$ 222 75	\$ 1 350 89
Louisiana & Arkansas Ry. Co.					
Camp	\$ 829 21	\$ 1 875 60	\$ 493 58	\$ --	\$ 3 198 39
Cass	517 23	1 132 98	369 45	--	2 019 66
Collin	227 51	514 62	162 51	--	904 64
Dallas	120 62	238 38	137 86	--	496 86
Franklin	168 84	381 91	120 60	--	671 35
Harrison	1 134 59	2 701 40	--	114 10	3 950 09
Hopkins	1 911 50	2 958 28	3 197 82	1 700 10	9 767 70
Hunt	1 477 39	3 060 31	1 758 80	1 600 16	7 896 66
Marion	842 64	2 808 82	601 89	1 083 30	5 336 65
Morris	592 75	1 340 73	--	108 00	2 041 48
Titus	161 28	433 92	115 20	176 15	886 55
Wood	276 23	644 55	--	--	920 78
Total	\$ 8 259 79	\$ 18 091 50	\$ 6 957 71	\$ 4 781 81	\$ 38 090 81
Missouri-Kansas-Texas R. R. Co. of Texas					
Austin	\$ 1 600 92	\$ 2 668 19	\$ 1 715 30	\$ 994 00	\$ 6 978 41
Bastrop	3 799 53	7 237 20	254 87	975 71	12 267 31
Bell	1 986 22	3 168 50	1 146 61	290 40	6 591 73
Bexar	1 882 15	3 226 54	5 135 69	504 17	10 748 55
Bosque	1 272 51	1 908 77	--	2 127 40	5 308 68
Caldwell	1 078 77	2 054 80	533 28	2 518 80	6 185 65
Callahan	102 85	195 92	--	--	298 77
Childress	14 32	32 40	--	--	46 72
Clay	1 168 99	1 335 98	1 838 85	2 615 88	6 959 70
Colorado	257 88	675 40	--	--	933 28
Collin	75 85	171 57	54 18	--	301 60
Collingsworth	488 54	1 186 46	--	--	1 675 00

TABLE NO. 188 Continued
STATEMENT OF ASSESSMENTS AGAINST RAILROADS AND BRIDGES

Owners	RAILROADS						Personal Property	Total Value
	Real Estate	Road Bed and Appurtenances		Rolling Stock	Intangible Assets			
	Value	No. of Miles	Value	Value	Value			
Missouri-Kansas-Texas R. R. Co. of Texas (Continued)								
Comal	\$ ---	23.56	\$ 223 820	\$ 37 330	\$ 15 090	\$ ---	\$ 276 240	
Comanche	625	17.94	107 640	28 420	11 490	---	148 175	
Cooke	---	35.73	305 380	60 520	22 890	---	388 790	
Dallas	211 980	58.14	870 530	92 110	37 250	850	1 212 720	
Denton	---	20.20	124 230	88 630	12 940	---	225 800	
Eastland	110	38.12	247 780	60 400	24 420	---	332 710	
Ellis	1 200	35.43	372 015	56 130	22 700	---	452 045	
Erath	---	24.70	142 020	39 130	15 820	---	196 970	
Falls	---	2.07	20 180	3 280	1 330	---	24 790	
Fannin	---	11.85	109 610	18 770	7 590	---	135 970	
Fayette	---	33.04	330 400	52 350	21 170	---	403 920	
Fisher	---	22.26	125 200	35 270	14 260	---	174 730	
Fort Bend	---	.66	4 390	1 050	420	---	5 860	
Galveston	---	23.22	36 790	---	---	270	37 060	
Grayson	---	71.34	1 355 550	135 680	45 700	4 990	1 541 920	
Hamilton	---	6.71	36 910	10 630	4 300	---	51 840	
Harris	21 000	28.49	352 130	82 010	18 250	---	473 390	
Hays	---	10.09	90 810	42 490	6 460	---	139 760	
Hill	---	62.05	584 300	98 310	39 750	---	722 360	
Hunt	---	47.46	410 830	75 190	30 400	---	516 420	
Johnson	---	24.58	253 180	38 940	15 750	---	307 870	
Jones	---	37.68	226 080	59 700	24 140	---	309 920	
McLennan	---	59.57	787 560	94 380	38 160	1 370	921 470	
Montague	---	34.24	291 040	54 250	21 940	---	367 230	
Rains	---	20.39	76 460	32 300	13 060	---	121 820	
Rockwall	---	14.02	130 000	22 210	8 980	---	161 190	
Shackelford	---	38.62	256 210	61 500	24 870	---	342 580	
Tarrant	---	13.35	196 250	50 730	8 550	---	255 530	
Travis	---	20.11	180 990	51 710	12 880	---	245 580	
Waller	---	12.16	111 240	19 580	7 920	---	138 740	

Owners	TAXES				
	State	County	Special	District Schools	Total
Missouri-Kansas-Texas R. R. Co. of Texas (Continued)					
Comal	\$ 1 160 21	\$ 2 127 05	\$ 828 72	\$ 1 327 22	\$ 5 443 20
Comanche	622 34	1 185 40	662 93	1 623 98	4 094 65
Cooke	1 632 92	2 488 26	388 79	1 763 00	6 272 97
Dallas	5 093 42	11 907 29	5 959 81	539 40	23 499 92
Denton	948 36	2 348 32	--	411 25	3 707 93
Eastland	1 397 38	2 661 68	--	1 472 40	5 531 46
Ellis	1 898 59	3 616 36	2 301 05	1 124 55	8 940 55
Erath	827 27	1 575 76	1 016 97	871 42	4 291 42
Falls	104 12	235 51	74 37	371 85	785 85
Fannin	571 07	1 509 27	602 13	1 454 10	4 136 57
Fayette	1 696 47	2 019 60	1 211 76	--	4 927 83
Fisher	733 87	2 096 76	--	--	2 830 63
Fort Bend	24 61	69 15	25 46	--	119 22
Galveston	155 65	389 13	--	--	544 78
Grayson	6 476 06	13 106 32	--	6 991 05	26 573 43
Hamilton	217 73	290 30	--	516 74	1 024 77
Harris	1 988 24	6 961 06	--	--	8 949 30
Hays	586 99	1 118 08	419 28	--	2 124 35
Hill	3 033 91	5 923 35	2 349 63	874 65	12 181 54
Hunt	2 168 96	4 492 85	2 582 10	1 026 65	10 270 56
Johnson	1 293 05	2 924 77	923 61	848 64	5 990 07
Jones	1 301 67	1 983 49	--	--	3 285 16
McLennan	3 870 17	5 897 41	460 74	10 880 03	21 108 35
Montague	1 542 37	3 488 69	--	24 00	5 055 06
Rains	511 64	1 583 66	--	364 50	2 459 80
Rockwall	677 00	1 289 52	483 57	--	2 450 09
Shackelford	1 438 84	3 665 61	--	--	5 104 45
Tarrant	1 073 23	2 350 88	1 140 39	1 034 38	5 598 88
Travis	1 031 44	1 964 64	491 16	363 24	3 850 48
Waller	582 70	957 31	596 59	330 48	2 467 08

TABLE NO. 188 Continued
STATEMENT OF ASSESSMENTS AGAINST RAILROADS AND BRIDGES

Owners	RAILROADS						Total Value
	Real Estate	Road Bed and Appurtenances		Rolling Stock	Intangible Assets	Personal Property	
	Value	No. of Miles	Value	Value	Value		
Missouri-Kansas-Texas R. R. Co. of Texas (Continued)							
Wichita	\$ ---	20.74	\$ 207 400	\$ 32 680	\$ 13 290	\$ ---	\$ 253 370
Williamson	---	53.54	507 680	84 670	34 260	---	626 610
Wood	---	13.83	51 860	21 910	8 870	---	82 640
Total	\$ 234 915	1 217.05	\$ 11 769 605	\$ 2 087 720	\$ 765 000	\$ 7 480	\$ 14 864 720
Moscow, Camden & San Augustine R. R. Co.							
Polk	\$ ---	6.68	\$ 10 000	\$ 2 000	\$ ---	\$ ---	\$ 12 000
Total	\$ ---	6.68	\$ 10 000	\$ 2 000	\$ ---	\$ ---	\$ 12 000
Nacogdoches-Southeastern R. R. Co.							
Nacogdoches	\$ 4 430	--	\$ ---	\$ ---	\$ ---	\$ ---	\$ 4 430
Total	\$ 4 430	--	\$ ---	\$ ---	\$ ---	\$ ---	\$ 4 430
National Railways of Mexico							
Webb	\$ 122 140	--	\$ ---	\$ ---	\$ ---	\$ 6 620	\$ 128 760
Total	\$ 122 140	--	\$ ---	\$ ---	\$ ---	\$ 6 620	\$ 128 760
North Side Belt Ry. Co.							
Harris	\$ ---	5.00	\$ 40 000	\$ ---	\$ ---	\$ ---	\$ 40 000
Total	\$ ---	5.00	\$ 40 000	\$ ---	\$ ---	\$ ---	\$ 40 000
Orange & Northwestern R. R. Co.							
Jasper	\$ ---	25.86	\$ 71 115	\$ 6 470	\$ 6 470	\$ ---	\$ 84 055
Newton	2 675	19.66	49 150	4 910	4 930	---	61 665
Orange	2 600	17.18	58 980	4 010	8 000	---	73 590
Total	\$ 5 275	62.70	\$ 179 245	\$ 15 390	\$ 19 400	\$ ---	\$ 219 310
Panhandle & Santa Fe Ry. Co.							
Bailey	\$ ---	19.68	\$ 165 000	\$ 22 040	\$ 64 940	\$ ---	\$ 251 980
Carson	130	69.11	731 740	77 400	288 850	---	1 098 120

Owners	TRAVIS				Total
	State	County	Special	District Schools	
Missouri-Kansas-Texas R. R. Co. of Texas (Continued)					
Wichita	\$ 1 064 15	\$ 1 950 95	\$ --	\$ 99 00	\$ 3 114 10
Williamson	2 631 76	5 639 49	604 58	2 679 47	11 555 30
Wood	<u>347 08</u>	<u>809 88</u>	--	--	<u>1 156 96</u>
Total	\$62 431 80	\$ 124 489 53	\$33 802 42	\$47 018 36	\$ 267 742 11
Moscow, Camden & San Augustine R. R. Co.					
Polk	\$ 50 40	\$ 102 00	\$ --	\$ 144 38	\$ 296 78
Total	\$ 50 40	\$ 102 00	\$ --	\$ 144 38	\$ 296 78
Nacogdoches-Southeastern R. R. Co.					
Nacogdoches	\$ 18 61	\$ 37 66	\$ --	\$ --	\$ 56 27
Total	\$ 18 61	\$ 37 66	\$ --	\$ --	\$ 56 27
National Railways of Mexico					
Webb	\$ 540 79	\$ 3 025 86	\$ 386 28	\$ --	\$ 3 952 93
Total	\$ 540 79	\$ 3 025 86	\$ 386 28	\$ --	\$ 3 952 93
North Side Belt Ry. Co.					
Harris	\$ 168 00	\$ 592 00	\$ --	\$ --	\$ 760 00
Total	\$ 168 00	\$ 592 00	\$ --	\$ --	\$ 760 00
Orange & Northwestern R. R. Co.					
Jasper	\$ 353 02	\$ 672 44	\$ 316 26	\$ 170 36	\$ 1 512 08
Newton	258 99	616 65	435 55	151 72	1 462 91
Orange	<u>309 08</u>	<u>919 88</u>	<u>379 74</u>	<u>310 50</u>	<u>1 919 20</u>
Total	\$ 921 09	\$ 2 208 97	\$ 1 131 55	\$ 632 58	\$ 4 894 19
Panhandle & Santa Fe Ry. Co.					
Bailey	\$ 1 058 32	\$ 2 393 81	\$ 907 50	\$ --	\$ 4 359 63
Carson	4 612 10	10 432 14	233 08	--	15 277 32

TABLE NO. 188 Continued
STATEMENT OF ASSESSMENTS AGAINST RAILROADS AND BRIDGES

Owners	RAILROADS					Personal Property	Total Value
	Real Estate	Road Bed and Appurtenances		Rolling Stock	Intangible Assets		
	Value	No. of Miles	Value	Value	Value		
Panhandle & Santa Fe Ry. Co. (Continued)							
Castro	\$ ---	2.48	\$ 23 560	\$ 2 780	\$ 18 960	\$ ---	\$ 45 300
Cochran	1 900	--	136 290	27 750	12 390	---	178 330
Coleman	1 500	24.93	236 840	---	82 270	---	320 610
Crosby	---	20.41	---	22 860	10 200	105 160	138 220
Dallam	---	7.01	38 560	7 850	7 010	---	53 420
Dawson	---	17.60	105 600	19 710	8 800	---	134 110
Deaf Smith	---	22.01	231 100	24 650	168 270	10	424 030
Fisher	---	15.50	155 000	17 360	51 150	---	223 510
Floyd	---	19.17	115 020	21 470	9 590	---	146 080
Gaines	---	2.85	14 250	3 190	1 420	---	18 860
Garza	358 750	---	---	45 920	135 300	---	539 970
Gray	---	51.80	489 980	58 020	155 230	---	703 230
Hale	---	46.05	364 180	51 580	91 810	---	507 570
Hansford	---	26.38	158 280	29 540	13 190	---	201 010
Hemphill	---	34.82	432 330	39 000	243 050	---	714 380
Hockley	---	55.25	299 240	51 680	44 690	---	395 610
Hutchinson	1 165	6.96	97 825	7 800	6 630	---	113 420
Lamb	---	32.80	262 400	36 740	108 240	---	407 380
Lipscomb	---	44.52	270 050	49 860	102 070	50	422 030
Lubbock	25 570	99.71	810 760	111 670	186 790	---	1 134 790
Lynn	---	35.35	218 490	39 590	23 640	---	281 720
Moore	---	34.55	165 610	36 030	32 170	---	233 810
Nolan	---	21.92	207 400	1 320	71 940	---	280 660
Ochiltree	10	33.59	181 000	37 620	16 790	---	235 420
Parmer	---	49.02	465 120	54 900	327 930	---	847 950
Potter	8 850	47.52	1 022 420	53 220	140 350	---	1 224 840
Randall	---	47.41	532 860	53 100	267 470	---	853 430
Reeves	---	54.37	185 370	60 890	13 590	---	259 850
Roberts	---	17.75	206 000	19 880	135 700	---	361 580
Scurry	---	48.65	321 270	42 280	124 580	---	488 130

Owners	TAXES				Total
	State	County	Special	District Schools	
Panhandle & Santa Fe Ry. Co. (Continued)					
Castro	\$ 190 26	\$ 430 35	\$ 11 78	\$ --	\$ 632 39
Cochran	748 99	2 050 79	20 74	276 38	3 096 90
Coleman	1 346 56	2 564 88	--	3 119 74	7 031 18
Crosby	580 52	1 243 98	839 73	--	2 664 23
Dallam	224 36	454 07	--	--	678 43
Dawson	563 26	1 394 74	--	67 06	2 025 06
Deaf Smith	1 780 93	4 028 29	1 684 46	--	7 493 68
Fisher	938 74	2 682 12	--	--	3 620 86
Floyd	613 54	1 168 64	701 18	57 51	2 540 87
Gainnes	79 21	179 18	113 58	--	371 97
Garza	2 267 87	5 129 71	320 25	978 60	8 696 43
Gray	2 953 57	6 642 10	2 109 69	--	11 705 36
Hale	2 131 79	5 481 76	--	445 31	8 058 86
Hansford	844 24	2 010 10	1 790 13	--	4 644 47
Hemphill	3 000 40	7 143 80	2 143 14	1 635 08	13 922 42
Hockley	1 661 56	3 956 10	140 75	598 48	6 356 89
Hutchinson	476 36	907 36	342 47	--	1 726 19
Lamb	1 711 00	3 259 04	2 736 00	--	7 706 04
Lipscomb	1 772 53	1 266 09	1 890 86	--	4 929 48
Lubbock	4 766 12	9 496 49	--	--	14 262 61
Lynn	1 183 22	4 366 66	--	--	5 549 88
Moore	982 00	2 221 20	784 24	657 00	4 644 44
Nolan	1 178 77	2 104 95	841 98	--	4 125 70
Ochiltree	988 76	2 236 49	796 77	--	4 022 02
Parmer	3 561 39	8 055 53	232 56	--	11 849 48
Potter	5 144 33	9 798 72	--	2 917 35	17 860 40
Randall	3 584 41	7 851 56	2 670 09	903 45	15 009 51
Reeves	1 091 37	2 468 58	--	--	3 559 95
Roberts	1 518 64	903 95	3 435 01	--	5 857 60
Scurry	2 050 15	5 125 36	--	--	7 175 51

TABLE NO. 188 Continued
STATEMENT OF ASSESSMENTS AGAINST RAILROADS AND BRIDGES

Owners	RAILROADS					Personal Property	Total Value
	Real Estate	Road Bed and Appurtenances		Rolling Stock	Intangible Assets		
	Value	No. of Miles	Value	Value	Value		
Panhandle & Santa Fe Ry. Co.							
(Continued)							
Sherman	\$ ---	27.66	\$ 165 960	\$ 30 980	\$ 27 660	\$ ---	\$ 224 600
Swisher	---	30.90	247 920	34 710	71 280	---	353 910
Terry	---	36.98	184 900	41 420	18 490	---	244 810
Wheeler	---	29.05	159 775	32 540	7 260	---	199 575
Total	\$ 397 875	1 133.76	\$ 9 402 100	\$ 1 267 350	\$ 3 089 700	\$ 105 220	\$ 14 262 245
Paris & Mt. Pleasant R. R. Co.							
Franklin	\$ ---	.64	\$ 4 660	\$ 130	\$ 50	\$ ---	\$ 4 840
Lamar	---	17.23	63 320	3 550	1 060	---	67 930
Red River	---	14.04	49 140	2 900	860	---	52 900
Titus	---	19.51	68 290	4 020	1 180	---	73 490
Total	\$ ---	51.42	\$ 185 410	\$ 10 600	\$ 3 150	\$ ---	\$ 199 160
Pecos Valley Southern Ry. Co.							
Reeves	\$ 880	39.91	\$ 35 120	\$ 9 000	\$ 52 300	\$ 10 910	\$ 108 210
Total	\$ 880	39.91	\$ 35 120	\$ 9 000	\$ 52 300	\$ 10 910	\$ 108 210
Point Comfort & Northern Ry. Co.							
Calhoun	\$ ---	4.12	\$ 20 600	\$ 3 050	\$ 7 510	\$ ---	\$ 31 160
Jackson	---	9.41	51 760	6 950	17 150	---	75 860
Total	\$ ---	13.53	\$ 72 360	\$ 10 000	\$ 24 660	\$ ---	\$ 107 020
Quanah, Acme & Pacific Ry. Co.							
Cottle	\$ ---	40.16	\$ ---	\$ 3 260	\$ 139 990	\$ 288 650	\$ 431 900
Floyd	---	17.76	106 560	1 450	61 910	---	169 920
Hardeman	---	17.36	94 577	2 050	60 300	1 900	158 827
Motley	2 875	36.32	259 910	2 950	126 600	---	392 335
Total	\$ 2 875	111.60	\$ 461 047	\$ 9 710	\$ 388 800	\$ 290 550	\$ 1 152 982

Owners	TAXES				
	State	County	Special	District Schools	Total
Panhandle & Santa Fe Ry. Co.					
(Continued)					
Sherman	\$ 943 32	\$ 1 708 84	\$ 656 94	\$ --	\$ 3 309 10
Swisher	1 486 42	3 468 32	530 87	--	5 485 61
Terry	1 028 20	3 329 42	--	--	4 357 62
Wheeler	838 22	2 594 48	--	689 70	4 122 40
Total	\$59 901 43	\$ 130 549 60	\$25 933 80	\$12 345 66	\$ 228 730 49
Paris & Mt. Pleasant R. R. Co.					
Franklin	\$ 20 33	\$ 45 98	\$ 14 52	\$ --	\$ 80 83
Lamar	285 31	883 09	--	395 51	1 563 91
Red River	222 18	502 55	--	640 85	1 365 58
Titus	308 60	830 44	220 47	274 98	1 634 49
Total	\$ 836 42	\$ 2 262 06	\$ 234 99	\$ 1 311 34	\$ 4 644 81
Pecos Valley Southern Ry. Co.					
Reeves	\$ 454 48	\$ 1 028 00	\$ 169 05	\$ --	\$ 1 651 53
Total	\$ 454 48	\$ 1 028 00	\$ 169 05	\$ --	\$ 1 651 53
Point Comfort & Northern Ry. Co.					
Calhoun	\$ 224 35	\$ 246 16	\$ 10 30	\$ --	\$ 480 81
Jackson	318 61	682 74	93 67	--	1 095 02
Total	\$ 542 96	\$ 928 90	\$ 103 97	\$ --	\$ 1 575 83
Quanah, Acme & Pacific Ry. Co.					
Cottle	\$ 1 813 98	\$ 5 744 27	\$ 1 295 70	\$ 757 56	\$ 9 611 51
Floyd	713 66	1 359 36	815 62	639 18	3 527 82
Hardeman	667 07	1 508 86	--	--	2 175 93
Motley	1 647 80	3 805 64	902 38	3 941 78	10 297 60
Total	\$ 4 842 51	\$ 12 418 13	\$ 3 013 70	\$ 5 338 52	\$ 25 612 86

TABLE NO. 188 Continued
STATEMENT OF ASSESSMENTS AGAINST RAILROADS AND BRIDGES

Owners	RAILROADS					Personal Property	Total Value
	Real Estate	Road Bed and Appurtenances		Rolling Stock	Intangible Assets		
	Value	No. of Miles	Value	Value	Value		
Rio Grande, El Paso & Santa Fe R. R. Co.							
El Paso	\$ ---	20.75	\$ 340 960	\$ 54 620	\$ 22 750	\$ ---	\$ 418 330
Total	\$ ---	20.75	\$ 340 960	\$ 54 620	\$ 22 750	\$ ---	\$ 418 330
Rio Grande City Ry. Co.							
Hidalgo	\$ ---	1.48	\$ 3 700	\$ 740	\$ 370	\$ ---	\$ 4 810
Starr	---	16.54	41 350	8 270	4 140	---	53 760
Total	\$ ---	18.02	\$ 45 050	\$ 9 010	\$ 4 510	\$ ---	\$ 58 570
Rockdale, Sandow & Southern R. R. Co.							
Milam	\$ ---	5.87	\$ 35 225	\$ 3 910	\$ 14 670	\$ ---	\$ 53 805
Total	\$ ---	5.87	\$ 35 225	\$ 3 910	\$ 14 670	\$ ---	\$ 53 805
Roscoe, Snyder & Pacific R. R. Co.							
Mitchell	\$ 2 750	.50	\$ 1 380	\$ ---	\$ 3 430	\$ ---	\$ 7 560
Nolan	2 000	9.05	45 250	24 710	60 930	---	132 890
Scurry	---	22.50	90 000	61 760	151 090	---	302 850
Total	\$ 4 750	32.05	\$ 136 630	\$ 86 470	\$ 215 450	\$ ---	\$ 443 300
San Antonio & Southern Ry. Co.							
Atascosa	\$ ---	19.24	\$ 19 240	\$ 1 920	\$ 4 810	\$ ---	\$ 25 970
Bexar	---	8.84	18 560	880	2 210	---	21 650
Total	\$ ---	28.08	\$ 37 800	\$ 2 800	\$ 7 020	\$ ---	\$ 47 620
San Antonio, Uvalde & Gulf R. R. Co.							
Atascosa	\$ ---	74.20	\$ 246 280	\$ 7 470	\$ 18 690	\$ ---	\$ 272 440
Bexar	---	20.15	63 470	2 020	5 040	---	70 530
Dimmit	---	33.98	142 165	3 400	8 490	---	154 055
La Salle	---	39.59	76 110	3 960	9 900	---	89 970
Live Oak	---	46.82	187 280	4 680	11 700	---	203 660
McMullen	---	10.99	16 490	1 100	2 750	---	20 340
Nueces	---	10.99	165 000	1 100	2 750	---	168 850

Owners	TAXES				Total
	State	County	Special	District Schools	
Rio Grande, El Paso & Santa Fe R. R. Co.					
El Paso	\$ 1 756 98	\$ 4 015 97	\$ --	\$ 1 107 05	\$ 6 880 00
Total	\$ 1 756 98	\$ 4 015 97	\$ --	\$ 1 107 05	\$ 6 880 00
Rio Grande City Ry. Co.					
Hidalgo	\$ 20 20	\$ 43 29	\$ 7 40	\$ 14 06	\$ 84 95
Starr	225 79	736 50	69 90	--	1 032 19
Total	\$ 245 99	\$ 779 79	\$ 77 30	\$ 14 06	\$ 1 117 14
Rockdale, Sandow & Southern R. R. Co.					
Milam	\$ 225 98	\$ 403 54	\$ --	\$ 44 26	\$ 673 78
Total	\$ 225 98	\$ 403 54	\$ --	\$ 44 26	\$ 673 78
Roscoe, Snyder & Pacific R. R. Co.					
Mitchell	\$ 31 76	\$ 71 83	\$ 22 68	\$ --	\$ 126 27
Nolan	558 14	996 69	398 67	--	1 953 50
Scurry	1 271 97	3 179 93	--	--	4 451 90
Total	\$ 1 861 87	\$ 4 248 45	\$ 421 35	\$ --	\$ 6 531 67
San Antonio & Southern Ry. Co.					
Atascosa	\$ 109 07	\$ 202 57	\$ 138 91	\$ --	\$ 450 55
Bexar	90 93	155 88	245 68	--	492 49
Total	\$ 200 00	\$ 358 45	\$ 384 59	\$ --	\$ 943 04
San Antonio, Uvalde & Gulf R. R. Co.					
Atascosa	\$ 1 144 25	\$ 2 125 03	\$ 2 167 11	\$ 787 90	\$ 6 224 29
Bexar	296 23	507 82	815 32	23 27	1 642 64
Dimmit	648 92	1 622 31	--	1 854 00	4 125 23
La Salle	377 88	1 484 51	--	162 00	2 024 39
Live Oak	855 37	1 934 77	407 32	--	3 197 46
McMullen	85 43	244 08	--	192 48	521 99
Nueces	709 17	2 191 59	506 55	--	3 407 31

TABLE NO. 188 Continued
STATEMENT OF ASSESSMENTS AGAINST RAILROADS AND BRIDGES

Owners	RAILROADS						Total Value
	Real Estate	Road Bed and Appurtenances		Rolling Stock	Intangible Assets	Personal Property	
	Value	No. of Miles	Value	Value	Value		
San Antonio, Uvalde & Gulf R. R. Co.							
(Continued)							
San Patricio	\$ 320	29.77	\$ 119 080	\$ 2 980	\$ 7 440	\$ ---	\$ 129 820
Uvalde	---	12.17	42 595	1 210	3 040	---	46 845
Zavala	21 120	--	186 070	3 520	8 810	---	219 520
Total	\$ 21 440	278.66	\$ 1 244 540	\$ 31 440	\$ 78 610	\$ ---	\$ 1 376 030
San Benito & Rio Grande Valley Ry. Co.							
Cameron	\$ 2 720	63.21	\$ 140 750	\$ 16 250	\$ ---	\$ ---	\$ 159 720
Hidalgo	---	53.67	106 750	13 410	---	---	120 160
Total	\$ 2 720	116.88	\$ 247 500	\$ 29 660	\$ ---	\$ ---	\$ 279 880
Southern Pacific Terminal Co.							
Galveston	\$ 1 055 641	21.97	\$ 44 379	\$ ---	\$ ---	\$ 39 460	\$ 1 139 480
Total	\$ 1 055 641	21.97	\$ 44 379	\$ ---	\$ ---	\$ 39 460	\$ 1 139 480
St. Louis, Brownsville & Mexico Ry. Co.							
Brazoria	\$ ---	50.69	\$ 449 455	\$ 184 310	\$ 69 620	\$ ---	\$ 703 385
Calhoun	---	27.11	74 320	80 790	40 660	---	195 770
Cameron	---	62.83	668 470	187 050	294 200	---	1 149 720
Galveston	---	3.31	13 480	---	1 350	---	14 830
Harris	---	--	---	34 740	---	---	34 740
Hidalgo	---	99.36	877 420	296 090	294 200	---	1 467 710
Jackson	---	24.79	204 520	73 870	37 200	---	315 590
Kenedy	---	46.47	232 350	138 480	69 700	---	440 530
Kleberg	---	21.28	246 520	63 550	61 850	---	371 920
Matagorda	---	36.86	332 660	109 840	55 300	---	497 800
Nueces	---	27.26	217 500	81 230	40 890	---	339 620
Refugio	---	47.22	297 390	140 720	70 830	---	508 940
San Patricio	---	20.50	138 375	61 100	30 750	---	230 225
Victoria	---	42.40	308 640	126 350	67 920	---	502 910
Willacy	---	50.57	185 510	150 700	75 860	35 550	447 620
Total	\$ ---	560.65	\$ 4 246 610	\$ 1 728 820	\$ 1 210 330	\$ 35 550	\$ 7 221 310

Owners	TAXES				Total
	State	County	Special	District Schools	
San Antonio, Uvalde & Gulf R. R. Co. (Continued)					
San Patricio	\$ 934 70	\$ 1 402 06	\$ 32 16	\$ --	\$ 2 368 92
Uvalde	196 75	327 92	255 55	85 19	865 41
Zavala	921 98	1 800 06	--	439 04	3 161 08
Total	\$ 6 170 68	\$ 13 640 15	\$ 4 184 01	\$ 3 543 88	\$ 27 538 72
San Benito & Rio Grande Valley Ry. Co.					
Cameron	\$ 670 82	\$ 2 523 58	\$ 1 221 82	\$ 198 02	\$ 4 614 24
Hidalgo	504 67	1 264 01	346 09	689 45	2 804 22
Total	\$ 1 175 49	\$ 3 787 59	\$ 1 567 91	\$ 887 47	\$ 7 418 46
Southern Pacific Terminal Co.					
Galveston	\$ 4 785 82	\$ 11 964 54	\$ --	\$ --	\$ 16 750 36
Total	\$ 4 785 82	\$ 11 964 54	\$ --	\$ --	\$ 16 750 36
St. Louis, Brownsville & Mexico Ry. Co.					
Brazoria	\$ 2 954 22	\$ 8 721 98	\$ 2 536 37	\$ --	\$ 14 212 57
Calhoun	1 409 54	1 546 58	304 41	--	3 260 53
Cameron	4 828 82	18 165 58	3 539 44	343 30	26 877 14
Galveston	62 29	155 72	15 75	--	233 76
Harris	145 91	498 52	--	--	644 43
Hidalgo	6 164 38	14 740 36	2 618 18	3 515 20	27 038 12
Jackson	1 325 47	2 840 31	1 295 12	--	5 460 90
Kenedy	1 850 23	3 303 98	--	580 88	5 735 09
Kleberg	1 562 06	3 719 20	--	--	5 281 26
Matagorda	2 090 76	3 833 06	868 69	1 493 40	8 285 91
Nueces	1 426 40	4 305 15	1 689 00	--	7 420 55
Refugio	2 137 55	3 817 05	1 679 89	1 521 75	9 156 24
San Patricio	1 657 62	2 486 43	33 76	--	4 177 81
Victoria	2 112 22	4 526 19	448 12	2 096 17	9 182 70
Willacy	1 880 00	3 580 96	1 756 05	100 80	7 317 81
Total	\$31 607 47	\$ 76 241 07	\$16 784 78	\$ 9 651 50	\$ 134 284 82

TABLE NO. 188 Continued
STATEMENT OF ASSESSMENTS AGAINST RAILROADS AND BRIDGES

Owners	RAILROADS					Personal Property	Total Value
	Real Estate	Road Bed and Appurtenances	Rolling Stock	Intangible Assets			
	Value	No. of Miles	Value	Value	Value		
St. Louis, San Francisco & Texas Ry. Co.							
Collin	\$ ---	19.55	\$ 175 950	\$ 23 570	\$ 67 980	\$ ---	\$ 267 500
Dallas	---	2.70	17 380	3 250	9 410	---	30 040
Denton	---	10.02	77 150	12 050	34 820	---	124 020
Grayson	---	28.85	390 630	34 680	95 660	---	520 970
Hardeman	---	7.90	46 650	9 500	30 120	---	86 270
Lamar	---	16.21	155 290	19 490	55 910	---	230 690
Tarrant	5 875	5.57	134 220	6 700	19 380	3 200	169 375
Wilbarger	---	12.35	76 620	14 890	44 520	---	136 030
Total	\$ 5 875	103.15	\$ 1 073 890	\$ 124 130	\$ 357 800	\$ 3 200	\$ 1 564 895
St. Louis, Southwestern Ry. Co. of Texas							
Angelina	\$ 490	16.88	\$ 145 000	\$ 32 750	\$ 17 840	\$ ---	\$ 196 080
Bowie	---	37.44	519 220	72 640	39 570	400	631 830
Camp	---	12.08	102 680	23 440	12 770	300	139 190
Cass	---	3.80	31 050	7 370	4 020	---	42 440
Cherokee	1 290	56.66	481 610	109 920	59 890	100	652 810
Collin	---	31.23	280 980	59 220	33 010	---	373 210
Coryell	---	22.02	143 130	42 720	23 270	---	209 120
Dallas	15 070	27.65	255 490	54 340	29 600	300	354 800
Delta	---	.68	5 500	1 320	720	---	7 540
Fannin	---	---	---	---	---	140	140
Franklin	---	11.05	85 090	21 440	11 680	---	118 210
Grayson	---	4.22	20 000	---	---	---	20 000
Henderson	260	42.18	369 075	81 830	44 580	---	495 745
Hill	---	14.52	116 160	28 170	15 350	---	159 680
Hopkins	2 950	33.34	300 060	64 680	35 240	---	402 930
Hunt	---	29.52	324 870	57 270	31 200	---	413 340
Limestone	---	.95	8 550	1 840	1 000	---	11 390
McLennan	10 250	40.62	493 530	78 800	42 930	700	626 210
Morris	---	9.95	79 600	19 300	10 520	---	109 420
Navarro	2 250	45.72	436 626	88 700	48 320	600	576 496

Owners	TAXES				
	State	County	Special	District Schools	Total
St. Louis, San Francisco & Texas Ry. Co.					
Collin	\$ 1 123 50	\$ 2 541 25	\$ 802 50	\$ 2 498 63	\$ 6 965 88
Dallas	126 17	278 88	144 19	--	549 24
Denton	520 88	1 289 80	--	115 12	1 925 80
Grayson	2 188 07	4 428 24	--	1 527 53	8 143 84
Hardeman	362 33	819 57	--	--	1 181 90
Lamar	968 90	2 998 97	--	986 44	4 954 31
Tarrant	711 38	1 558 25	832 62	--	3 102 25
Wilbarger	571 33	1 360 30	408 09	--	2 339 72
Total	\$ 6 572 56	\$ 15 275 26	\$ 2 187 40	\$ 5 127 72	\$ 29 162 94
St. Louis, Southwestern Ry. Co. of Texas					
Angelina	\$ 823 54	\$ 1 862 76	\$ --	\$ 1 480 50	\$ 4 166 80
Bowie	2 653 69	5 054 64	--	1 877 82	9 586 15
Camp	584 60	1 322 31	347 98	--	2 254 89
Cass	178 25	390 45	127 32	--	696 02
Cherokee	2 741 80	5 875 29	2 784 37	1 099 48	12 500 94
Collin	1 567 48	3 545 50	1 119 63	1 430 10	7 662 71
Coryell	878 30	1 840 26	--	635 54	3 354 10
Dallas	1 490 16	3 405 30	1 856 64	492 66	7 244 76
Delta	31 67	135 72	--	--	167 39
Fannin	59	1 55	--	30	2 44
Franklin	496 48	1 123 00	354 63	90 09	2 064 20
Grayson	84 00	170 00	--	--	254 00
Henderson	2 082 14	4 461 71	2 964 57	1 673 70	11 182 12
Hill	670 66	1 309 38	1 818 24	754 64	4 552 92
Hopkins	1 692 31	2 619 04	3 182 58	1 817 25	9 311 18
Hunt	1 736 03	3 596 06	2 066 70	1 344 16	8 742 95
Limestone	47 84	156 04	34 17	128 25	366 30
McLennan	2 630 08	4 007 74	313 11	4 295 55	11 246 48
Morris	459 56	1 039 49	--	--	1 499 05
Navarro	2 421 28	4 323 72	864 74	6 064 76	13 674 50

TABLE NO. 188 Continued
STATEMENT OF ASSESSMENTS AGAINST RAILROADS AND BRIDGES

Owners	RAILROADS						Total Value
	Real Estate	Road Bed and Appurtenances		Rolling Stock	Intangible Assets	Personal Property	
	Value	No. of Miles	Value	Value	Value		
St. Louis, Southwestern Ry. Co. of Texas (Continued)							
Smith	\$ 215	45.21	\$ 988 795	\$ 90 830	\$ 49 490	\$ 3 000	\$ 1 132 330
Tarrant	6 460	25.71	252 660	37 890	20 640	705	318 355
Titus	---	25.03	269 820	48 560	26 460	200	345 040
Upshur	145	29.24	263 160	56 730	30 900	---	350 935
Total	\$ 39 380	565.70	\$ 5 972 656	\$ 1 079 760	\$ 589 000	\$ 6 445	\$ 7 687 241
Sugarland Ry. Co.							
Brazoria	\$ 2 450	--	\$ ---	\$ ---	\$ ---	\$ ---	\$ 2 450
Fort Bend	150	18.65	60 610	11 000	5 000	---	76 760
Total	\$ 2 600	18.65	\$ 60 610	\$ 11 000	\$ 5 000	\$ ---	\$ 79 210
Texas City Terminal Ry. Co.							
Galveston	\$ 153 075	35.56	\$ 115 059	\$ 110 438	\$ ---	\$ 273 450	\$ 652 022
Total	\$ 153 075	35.56	\$ 115 059	\$ 110 438	\$ ---	\$ 273 450	\$ 652 022
Texas Mexican Ry. Co.							
Duval	\$ 6 200	90.46	\$ 339 140	\$ 173 884	\$ 36 050	\$ ---	\$ 555 274
Jim Hogg	2 450	12.21	84 260	46 960	9 730	---	143 400
Jim Wells	---	18.83	117 690	72 395	15 010	---	205 095
Nueces	---	33.04	250 070	126 990	26 320	---	403 380
Webb	---	52.07	549 222	200 125	41 500	3 700	794 547
Total	\$ 8 650	206.61	\$ 1 340 382	\$ 620 354	\$ 128 610	\$ 3 700	\$ 2 101 696
Texas-New Mexico Ry. Co.							
Ward	\$ ---	6.94	\$ 27 760	\$ 3 470	\$ 20 880	\$ ---	\$ 52 110
Winkler	3 660	30.63	122 520	15 310	90 800	---	232 290
Total	\$ 3 660	37.57	\$ 150 280	\$ 18 780	\$ 111 680	\$ ---	\$ 284 400

Owners	TAXES				
	State	County	Special	District Schools	Total
St. Louis, Southwestern Ry. Co. of Texas					
(Continued)					
Smith	\$ 4 755 79	\$ 10 190 97	\$ 3 396 99	\$ 5 372 69	\$ 23 716 44
Tarrant	1 337 09	2 928 87	1 434 81	2 084 28	7 785 05
Titus	1 449 17	3 898 95	1 035 12	799 29	7 182 53
Upshur	<u>1 473 93</u>	<u>2 851 50</u>	<u>1 456 91</u>	<u>417 15</u>	<u>6 199 49</u>
Total	\$32 286 44	\$ 66 110 25	\$25 158 51	\$31 858 21	\$ 155 413 41
Sugarland Ry. Co.					
Brazoria	\$ 10 29	\$ 30 38	\$ 5 15	\$ --	\$ 45 82
Fort Bend	<u>322 39</u>	<u>905 77</u>	<u>594 85</u>	<u>--</u>	<u>1 823 01</u>
Total	\$ 332 68	\$ 936 15	\$ 600 00	\$ --	\$ 1 868 83
Texas City Terminal Ry. Co.					
Galveston	\$ 2 738 49	\$ 6 846 23	\$ --	\$ --	\$ 9 584 72
Total	\$ 2 738 49	\$ 6 846 23	\$ --	\$ --	\$ 9 584 72
Texas Mexican Ry. Co.					
Duval	\$ 2 332 15	\$ 10 827 84	\$ --	\$ 870 60	\$ 14 030 59
Jim Hogg	602 28	2 652 90	501 90	--	3 757 08
Jim Wells	861 40	2 830 31	--	593 75	4 285 46
Nueces	1 694 20	5 105 96	1 862 05	841 00	9 503 21
Webb	<u>3 337 10</u>	<u>18 671 85</u>	<u>2 383 64</u>	<u>--</u>	<u>24 392 59</u>
Total	\$ 8 827 13	\$ 40 088 86	\$ 4 747 59	\$ 2 305 35	\$ 55 968 93
Texas-New Mexico Ry. Co.					
Ward	\$ 218 86	\$ 599 27	\$ --	\$ --	\$ 818 13
Winkler	<u>975 62</u>	<u>2 206 76</u>	<u>696 87</u>	<u>--</u>	<u>3 879 25</u>
Total	\$ 1 194 48	\$ 2 806 03	\$ 696 87	\$ --	\$ 4 697 38

TABLE NO. 188 Continued
STATEMENT OF ASSESSMENTS AGAINST RAILROADS AND BRIDGES

Owners	RAILROADS					Personal Property	Total Value
	Real Estate	Road Bed and Appurtenances		Rolling Stock	Intangible Assets		
	Value	No. of Miles	Value	Value	Value		
Texas & New Orleans R. R. Co.							
Anderson	\$ ---	10.20	\$ 81 600	\$ 96 820	\$ 7 860	\$ ---	\$ 186 280
Angelina	---	57.19	602 200	214 370	95 570	---	912 140
Aransas	39 360	9.84	---	36 880	7 580	---	83 820
Austin	---	8.70	63 070	32 610	12 960	---	108 640
Bastrop	---	27.17	228 230	101 840	40 480	---	370 550
Bee	---	62.28	498 240	233 450	110 480	---	842 170
Bexar	---	101.30	1 239 510	379 710	264 540	---	1 883 760
Brazoria	590	2.62	5 240	---	---	---	5 830
Brazos	400	77.44	513 000	145 140	196 700	---	855 240
Brewster	---	79.15	633 200	296 680	402 080	---	1 331 960
Brooks	---	33.18	242 210	124 370	49 440	---	416 020
Burleson	---	22.21	177 680	83 250	112 830	---	373 760
Burnet	1 390	40.56	263 910	152 030	31 230	---	448 560
Caldwell	1 360	10.31	128 875	38 650	52 380	---	221 265
Calhoun	---	10.14	40 560	38 010	7 810	---	86 380
Cameron	---	42.83	412 120	160 540	63 820	---	636 480
Chambers	---	3.78	13 230	14 170	2 910	---	30 310
Cherokee	90	33.24	274 230	189 820	25 600	---	489 740
Collin	---	31.28	281 520	120 680	46 610	---	448 810
Colorado	20	70.38	836 580	263 810	222 280	---	1 322 690
Culberson	---	18.86	150 880	70 692	95 810	---	317 382
Dallas	29 780	57.48	702 070	215 460	177 670	---	1 124 980
Delta	---	21.89	136 810	82 050	16 860	---	235 720
De Witt	3 860	70.15	518 650	262 950	54 010	---	839 470
Ellis	2 090	52.41	616 800	201 470	208 850	---	1 029 210
El Paso	167 900	44.35	887 000	169 200	229 310	1 820	1 455 230
Falls	---	62.64	429 970	234 800	96 780	---	761 550
Fayette	20	60.03	629 460	225 010	269 130	---	1 123 620
Fort Bend	---	86.67	587 010	318 800	257 890	---	1 163 700
Freestone	---	4.33	47 630	16 230	22 000	---	85 860
Galveston	---	22.41	203 670	84 000	113 840	---	401 510

Owners	TAXES				
	State	County	Special	District Schools	Total
Texas & New Orleans R. R. Co.					
Anderson	\$ 782 38	\$ 1 769 66	\$ 558 84	\$ 361 76	\$ 3 472 64
Angelina	3 830 99	8 665 33	--	5 630 60	18 126 92
Aransas	352 04	838 20	216 48	--	1 406 72
Austin	456 28	760 48	488 89	--	1 705 65
Bastrop	1 556 31	2 964 40	--	1 842 80	6 363 51
Bee	3 537 11	10 948 21	--	1 646 40	16 131 72
Bexar	7 911 79	13 563 07	20 182 37	1 117 59	42 774 82
Brazoria	24 49	72 29	12 24	--	109 02
Brazos	3 592 01	6 841 92	--	2 920 11	13 354 04
Brewster	5 594 23	9 590 11	--	4 649 40	19 833 74
Brooks	1 747 28	5 408 26	1 248 06	--	8 403 60
Burleson	1 569 80	5 419 53	1 121 28	906 08	9 016 69
Burnet	1 883 95	4 037 04	1 893 72	1 840 80	9 655 51
Caldwell	929 31	1 770 12	197 66	1 553 40	4 450 49
Calhoun	621 94	682 40	56 04	--	1 360 38
Cameron	2 673 22	10 056 38	3 333 63	617 87	16 681 10
Chambers	127 31	526 58	19 85	--	673 74
Cherokee	2 056 91	4 407 66	2 189 67	1 357 20	10 011 44
Collin	1 885 00	4 263 70	1 346 43	2 153 93	9 649 06
Colorado	5 555 30	14 549 59	--	780 20	20 885 09
Culberson	1 333 00	3 015 13	--	2 263 20	6 611 33
Dallas	4 724 92	10 581 48	5 399 90	--	20 706 30
Delta	990 02	4 242 96	--	1 233 65	6 466 63
De Witt	3 525 77	5 876 29	2 616 13	1 776 70	13 794 89
Ellis	4 322 67	8 233 68	5 336 63	1 743 50	19 636 48
El Paso	6 111 96	13 970 21	--	9 814 20	29 896 37
Falls	3 198 51	7 234 73	2 326 86	1 207 83	13 967 93
Fayette	4 719 20	5 618 10	3 370 86	--	13 708 16
Fort Bend	4 887 54	13 916 16	5 179 50	--	23 983 20
Freestone	360 61	729 81	71 45	--	1 161 87
Galveston	1 686 34	4 215 86	33 28	--	5 935 48

TABLE NO. 188 Continued
STATEMENT OF ASSESSMENTS AGAINST RAILROADS AND BRIDGES

Owners	RAILROADS					Personal Property	Total Value
	Real Estate	Road Bed and Appurtenances		Rolling Stock	Intangible Assets		
	Value	No. of Miles	Value	Value	Value		
Texas & New Orleans R. R. Co.							
(Continued)							
Goliad	\$ ---	30.30	\$ 227 250	\$ 113 580	\$ 88 480	\$ ---	\$ 429 310
Gonzales	310	55.68	480 960	208 710	139 290	---	829 270
Grayson	---	26.73	302 800	100 190	39 830	---	442 820
Grimes	1 230	13.67	150 370	51 240	69 440	---	272 280
Guadalupe	970	36.60	420 900	137 190	185 930	---	744 990
Hardin	---	27.90	228 780	104 580	21 480	---	354 840
Harris	85 600	181.25	4 660 690	679 390	876 960	91 840	6 394 480
Henderson	---	38.47	336 610	144 200	29 620	---	510 430
Hidalgo	---	62.17	690 420	233 040	92 630	---	1 016 090
Hudspeth	---	80.86	646 880	303 090	410 770	---	1 360 740
Hunt	---	25.28	151 680	94 760	19 470	---	265 910
Jackson	---	22.96	189 420	86 060	67 040	---	342 520
Jasper	---	1.34	12 060	5 020	1 030	---	18 110
Jefferson	4 930	54.34	732 100	191 240	131 040	---	1 059 310
Jeff Davis	---	25.81	206 480	96 750	131 120	---	434 350
Jim Wells	---	58.18	407 260	218 080	86 690	---	712 030
Karnes	---	44.00	297 000	164 930	55 860	---	517 790
Kaufman	---	55.26	385 530	207 130	42 550	---	635 210
Kendall	---	26.03	143 165	97 570	20 040	---	260 775
Kerr	---	18.26	91 300	68 440	14 060	---	173 800
Kinney	---	50.52	465 510	189 370	232 210	---	887 090
Lamar	---	13.51	81 060	50 640	10 400	---	142 100
Lampasas	175	--	---	---	---	---	175
Lavaca	---	57.12	428 400	214 110	43 990	---	686 500
Lee	---	72.05	552 260	270 070	185 690	---	1 008 020
Liberty	---	57.16	602 900	214 260	217 940	---	1 035 100
Limestone	820	34.98	384 780	131 120	177 700	---	694 420
Llano	---	20.45	156 000	76 650	15 750	---	248 400
Madison	220	--	---	---	---	---	220
Matagorda	---	52.04	289 860	195 060	40 070	---	524 990

Owners	TAXES				
	State	County	Special	District Schools	Total
Texas & New Orleans R. R. Co. (Continued)					
Goliad	\$ 1 803 11	\$ 4 293 10	\$ --	\$ 2 025 83	\$ 8 122 04
Gonzales	3 482 93	7 878 07	719 37	1 974 90	14 055 27
Grayson	1 859 84	3 763 97	--	1 108 65	6 732 46
Grimes	1 143 58	2 178 24	--	1 141 15	4 462 97
Guadalupe	3 128 93	5 959 92	2 234 97	3 686 79	15 010 61
Hardin	1 490 34	3 512 91	1 052 39	1 009 60	7 065 24
Harris	26 856 82	93 937 95	--	1 783 80	122 578 57
Henderson	2 143 80	4 593 87	2 877 73	2 870 21	12 485 61
Hidalgo	4 267 58	9 723 19	2 149 32	3 114 80	19 254 89
Hudspeth	5 715 11	12 927 03	--	3 670 64	22 312 78
Hunt	1 116 82	2 313 42	1 329 55	401 44	5 161 23
Jackson	1 438 58	3 082 68	440 06	--	4 961 32
Jasper	76 06	144 88	54 33	180 90	456 17
Jefferson	4 449 10	12 580 90	5 412 52	113 71	22 556 23
Jeff Davis	1 824 27	3 952 59	--	--	5 776 86
Jim Wells	2 990 53	9 826 01	158 51	210 70	13 185 75
Karnes	2 174 72	4 349 44	1 104 88	1 144 58	8 773 62
Kaufman	2 667 80	4 446 47	1 905 63	957 20	9 977 10
Kendall	1 095 26	1 043 10	166 42	657 64	2 962 42
Kerr	729 96	1 129 70	521 40	824 18	3 205 24
Kinney	3 725 78	9 314 45	--	4 655 10	17 695 33
Lamar	596 82	1 847 30	--	808 53	3 252 65
Lampasas	74	1 13	--	--	1 87
Lavaca	2 883 30	4 805 50	2 120 70	844 45	10 653 95
Lee	4 233 68	8 366 57	3 024 06	6 279 14	21 903 45
Liberty	4 347 42	9 729 94	1 018 45	--	15 095 81
Limestone	2 916 56	9 513 55	2 414 36	1 527 65	16 372 12
Llano	1 043 28	2 732 40	--	1 560 00	5 335 68
Madison	92	2 09	66	3 30	6 97
Matagorda	2 533 22	4 042 42	986 49	1 246 71	8 808 84

TABLE NO. 188 Continued
STATEMENT OF ASSESSMENTS AGAINST RAILROADS AND BRIDGES

Owners	RAILROADS					Personal Property	Total Value
	Real Estate	Road Bed and Appurtenances		Rolling Stock	Intangible Assets		
	Value	No. of Miles	Value	Value	Value		
Texas & New Orleans R. R. Co.							
(Continued)							
Maverick	\$ 19 060	28.97	\$ 389 160	\$ 108 590	\$ 22 310	\$ ---	\$ 539 120
Medina	---	42.65	426 500	159 870	216 660	---	803 030
Milam	---	35.02	210 120	131 270	26 970	---	368 360
Montgomery	---	16.94	127 050	63 500	49 460	---	240 010
McLennan	1 570	27.32	247 140	102 410	31 780	---	382 900
Nacogdoches	---	70.48	632 220	264 180	127 770	---	1 024 170
Navarro	6 300	32.04	368 460	120 100	162 760	---	657 620
Nueces	---	5.13	72 100	19 230	7 640	---	98 970
Orange	4 830	29.52	380 900	104 650	141 830	---	632 210
Pecos	---	9.32	74 560	34 930	47 350	---	156 840
Polk	---	41.89	409 580	157 020	122 320	---	688 920
Presidio	---	44.35	354 800	166 240	225 300	---	746 340
Robertson	---	51.92	623 685	194 200	259 420	---	1 077 305
Rusk	---	.85	6 800	3 190	650	---	10 640
San Jacinto	---	13.46	121 140	50 450	39 300	---	210 890
San Patricio	17 070	52.53	302 050	196 900	69 940	---	585 960
Shelby	---	29.84	253 640	111 850	87 130	---	452 620
Tarrant	---	23.37	257 070	87 600	68 240	---	412 910
Terrell	---	59.51	535 590	223 060	302 310	---	1 060 960
Travis	---	38.61	348 075	144 720	46 580	---	539 375
Tyler	---	37.60	300 800	140 940	28 950	---	470 690
Uvalde	---	45.08	434 760	168 980	229 010	---	832 750
Val Verde	---	92.17	1 290 380	345 490	468 230	---	2 104 100
Victoria	---	60.82	467 810	227 980	107 420	---	803 210
Waller	---	26.59	280 340	99 670	108 980	---	488 990
Washington	600	33.81	287 380	126 730	50 380	---	465 090
Wharton	12 957	69.26	490 360	259 610	188 970	---	951 897
Williamson	---	42.84	329 380	99 500	15 980	---	444 860
Wilson	---	55.30	403 690	207 280	60 670	---	671 640
Total	\$ 403 502	3 595.13	\$ 35 593 120	\$ 13 370 102	\$10 056 700	\$ 93 660	\$ 59 517 084

Owners

TAXES

	State	County	Special	District Schools	Total
Texas & New Orleans R. R. Co. (Continued)					
Maverick	\$ 2 264 30	\$ 5 822 50	\$ --	\$ --	\$ 8 086 80
Medina	3 372 72	8 833 33	180 90	2 461 90	14 848 85
Milam	1 547 11	2 762 70	--	168 75	4 478 56
Montgomery	1 008 04	2 688 11	317 63	802 50	4 816 28
McLennan	1 608 18	2 450 56	191 45	1 512 22	5 762 41
Nacogdoches	4 301 51	8 705 45	--	1 604 73	14 611 69
Navarro	2 762 00	4 932 15	986 43	3 944 70	12 625 28
Nueces	415 67	1 262 43	296 91	--	1 975 01
Orange	2 655 29	7 902 64	2 946 82	123 15	13 627 90
Pecos	658 73	1 568 40	611 92	--	2 839 05
Polk	2 893 46	5 855 82	--	3 341 10	12 090 38
Presidio	3 134 63	5 970 72	--	5 230 16	14 335 51
Robertson	4 524 68	8 618 44	1 615 96	1 102 53	15 861 61
Rusk	44 69	98 96	17 00	68 00	228 65
San Jacinto	885 74	1 687 12	632 67	--	3 205 53
San Patricio	4 218 91	6 328 37	203 24	--	10 750 52
Shelby	1 901 00	3 620 96	2 008 11	--	7 530 07
Tarrant	1 734 19	3 798 77	1 328 56	2 065 54	8 927 06
Terrell	4 456 03	10 079 12	--	9 372 83	23 907 98
Travis	2 265 38	4 315 00	1 078 75	2 297 73	9 956 86
Tyler	1 976 90	4 000 87	1 802 83	2 084 40	9 865 00
Uvalde	3 497 55	5 829 25	3 672 10	1 740 27	14 739 17
Val Verde	7 386 16	10 199 94	5 014 24	1 602 17	24 202 51
Victoria	3 373 48	7 228 89	626 65	2 767 95	13 996 97
Waller	2 053 76	3 374 03	2 102 66	1 354 20	8 884 65
Washington	1 953 38	3 581 19	1 395 27	2 300 69	9 230 53
Wharton	3 997 97	13 326 56	2 855 69	2 313 36	22 493 58
Williamson	1 868 41	4 003 74	645 60	2 345 49	8 863 24
Wilson	2 820 89	4 701 48	147 00	1 406 34	9 075 71
Total	\$250 865 81	\$ 580 309 63	\$117 569 96	\$141 229 53	\$1 089 974 93

TABLE NO. 188 Continued
STATEMENT OF ASSESSMENTS AGAINST RAILROADS AND BRIDGES

Owners	RAILROADS						Total Value
	Real Estate	Road Bed and Appurtenances		Rolling Stock	Intangible Assets	Personal Property	
	Value	No. of Miles	Value	Value	Value		
Texas & Northern R. R. Co.							
Morris	\$ ---	9.10	\$ 40 000	\$ 45 800	\$ 295 310	\$ 7 300	\$ 388 410
Total	\$ ---	9.10	\$ 40 000	\$ 45 800	\$ 295 310	\$ 7 300	\$ 388 410
Texas & Pacific Ry. Co.							
Bowie	\$ 550	11.65	\$ 595 960	\$ 115 950	\$ 512 130	\$ ---	\$ 1 224 590
Callahan	2 630	31.58	284 220	70 900	314 840	---	672 590
Cass	490	32.93	296 370	73 930	328 300	---	699 090
Cooke	---	1.91	15 280	4 290	16 340	---	35 910
Crane	---	1.46	8 030	3 280	14 550	---	25 860
Culberson	---	47.31	261 210	106 210	471 660	---	839 080
Dallas	140 060	29.46	709 040	108 880	468 250	---	1 426 230
Denton	1 770	35.89	314 040	80 570	319 910	---	716 290
Eastland	21 530	30.84	277 560	69 240	307 470	---	675 800
Ector	---	32.64	179 520	73 280	325 410	---	578 210
El Paso	---	1.52	165 000	98 740	28 400	---	292 140
Fannin	2 810	31.07	264 100	69 750	265 800	---	602 460
Fisher	---	2.14	21 400	7 120	31 600	---	60 120
Grayson	---	47.36	402 560	106 320	422 110	---	930 990
Gregg	2 100	15.67	188 040	35 180	156 220	---	381 540
Harrison	1 525	53.53	1 050 000	120 170	685 000	---	1 856 695
Howard	---	32.43	291 870	72 810	323 320	22 800	710 800
Hudspeth	---	78.14	155 210	175 420	281 340	---	611 970
Jeff Davis	---	4.70	25 850	10 550	46 860	---	83 260
Kaufman	350	26.37	237 330	59 200	262 900	---	559 780
Lamar	2 700	31.35	266 480	70 380	268 150	---	607 710
Marion	---	13.52	121 680	30 350	134 800	---	286 830
Martin	---	13.03	86 000	29 250	129 900	---	245 150
Midland	150	26.51	106 040	59 510	264 300	---	430 000
Mitchell	810	32.35	234 540	72 630	322 520	---	630 500
Nolan	3 470	28.85	259 650	64 770	287 620	---	615 510
Palo Pinto	---	36.29	326 610	81 470	361 800	---	769 880

Owners	TAXES				Total
	State	County	Special	District Schools	
Texas & Northern R. R. Co.					
Morris	\$ 1 631 32	\$ 3 689 90	\$ --	\$ --	\$ 5 321 22
Total	\$ 1 631 32	\$ 3 689 90	\$ --	\$ --	\$ 5 321 22
Texas & Pacific Ry. Co.					
Bowie	\$ 5 143 28	\$ 9 796 72	\$ 117 22	\$ 1 472 05	\$ 16 529 27
Callahan	2 824 88	5 380 72	1 147 40	3 861 12	13 214 12
Cass	2 936 18	6 431 63	2 097 27	919 35	12 384 43
Cooke	150 83	229 83	35 91	80 00	496 57
Crane	108 62	302 56	77 58	--	488 76
Culberson	3 524 14	7 971 26	--	3 918 15	15 413 55
Dallas	5 990 17	13 281 18	7 171 36	--	26 442 71
Denton	3 008 42	7 449 41	--	1 692 45	12 150 28
Eastland	2 838 36	5 406 40	--	397 13	8 641 89
Ector	2 428 48	8 094 94	--	--	10 523 42
El Paso	1 226 99	2 804 54	--	--	4 031 53
Fannin	2 530 33	6 688 43	780 16	1 923 90	11 922 82
Fisher	252 50	721 44	--	--	973 94
Grayson	3 910 16	7 913 42	--	2 865 88	14 689 46
Gregg	1 602 46	3 777 25	1 144 62	241 68	6 766 01
Harrison	7 798 12	18 566 95	--	1 958 86	28 323 93
Howard	2 985 35	7 392 32	--	3 487 62	13 865 29
Hudspeth	2 570 27	5 813 72	--	1 654 07	10 038 06
Jeff Davis	349 69	757 67	--	--	1 107 36
Kaufman	2 351 08	3 918 46	1 839 36	2 083 48	10 192 38
Lamar	2 552 38	7 900 23	--	2 196 30	12 648 91
Marion	1 204 69	4 015 62	860 49	1 825 20	7 906 00
Martin	1 029 63	4 412 70	--	--	5 442 33
Midland	1 806 00	5 375 00	--	420 00	7 601 00
Mitchell	2 648 10	5 989 75	1 891 50	--	10 529 35
Nolan	2 585 13	4 616 34	1 846 53	--	9 048 00
Palo Pinto	3 233 49	6 543 98	--	835 07	10 612 54

TABLE NO. 188 Continued
STATEMENT OF ASSESSMENTS AGAINST RAILROADS AND BRIDGES

Owners	RAILROADS					Personal Property	Total Value
	Real Estate	Road Bed and Appurtenances		Rolling Stock	Intangible Assets		
	Value	No. of Miles	Value	Value	Value		
Texas & Pacific Ry. Co.							
(Continued)							
Parker	\$ ---	34.81	\$ 313 290	\$ 78 150	\$ 347 040	\$ ---	\$ 738 480
Red River	---	34.22	274 560	76 820	292 720	---	644 100
Reeves	---	43.25	421 780	97 100	431 180	---	950 060
Smith	---	1.79	18 200	4 020	17 850	---	40 070
Stephens	580	5.97	47 020	13 400	59 520	---	120 520
Tarrant	1 200	50.43	2 199 230	120 400	619 420	---	2 940 250
Taylor	3 520	31.05	279 450	69 710	309 540	---	662 220
Upshur	---	11.03	102 030	24 760	109 960	---	236 750
Van Zandt	5 170	28.19	253 710	63 290	281 040	---	603 210
Ward	---	43.50	261 000	97 660	433 670	---	792 330
Wood	---	25.90	233 100	58 140	293 200	---	584 440
Total	\$ 191 415	1 040.64	\$ 11 546 960	\$ 2 573 600	\$10 546 640	\$ 22 800	\$ 24 881 415
Texas Short Line Ry. Co.							
Rains	\$ ---	4.00	\$ 10 150	\$ 2 000	\$ 1 020	\$ ---	\$ 13 170
Van Zandt	---	15.86	47 550	7 930	3 960	---	59 440
Wood	---	1.61	4 830	810	400	---	6 040
Total	\$ ---	21.47	\$ 62 530	\$ 10 740	\$ 5 380	\$ ---	\$ 78 650
Texas Southeastern R. R. Co.							
Angelina	\$ ---	18.25	\$ 62 200	\$ 3 230	\$ 6 390	\$ ---	\$ 71 820
Trinity	---	1.35	3 380	230	460	---	4 070
Total	\$ ---	19.60	\$ 65 580	\$ 3 460	\$ 6 850	\$ ---	\$ 75 890
Union Terminal Co.							
Dallas	\$ 758 570	16.27	\$ 49 230	\$ ---	\$ ---	\$ 35 980	\$ 843 780
Total	\$ 758 570	16.27	\$ 49 230	\$ ---	\$ ---	\$ 35 980	\$ 843 780

Owners	TAXES				
	State	County	Special	District Schools	Total
Texas & Pacific Ry. Co.					
(Continued)					
Parker	\$ 3 101 62	\$ 8 861 76	\$ 5 85	\$ 4 107 42	\$ 16 076 65
Red River	2 705 22	6 118 95	203 15	2 243 10	11 270 42
Reeves	3 990 25	9 025 57	3 815 98	--	16 831 80
Smith	168 29	360 63	120 21	--	649 13
Stephens	506 18	1 325 72	--	634 77	2 466 67
Tarrant	12 349 04	27 050 30	12 446 40	3 703 89	55 549 63
Taylor	2 781 32	5 297 76	263 34	1 752 45	10 094 87
Upshur	994 35	1 810 30	1 190 33	--	3 994 98
Van Zandt	2 533 48	9 048 15	1 809 63	--	13 391 26
Ward	3 327 79	9 111 80	--	--	12 439 59
Wood	2 454 65	5 727 51	--	693 00	8 875 16
Total	\$104 501 92	\$ 245 290 92	\$38 864 29	\$44 966 94	\$ 433 624 07
Texas Short Line Ry. Co.					
Rains	\$ 55 31	\$ 171 21	\$ --	\$ --	\$ 226 52
Van Zandt	249 65	891 60	178 32	--	1 319 57
Wood	25 37	59 19	--	--	84 56
Total	\$ 330 33	\$ 1 122 00	\$ 178 32	\$ --	\$ 1 630 65
Texas Southeastern R. R. Co.					
Angelina	\$ 301 64	\$ 682 29	\$ --	\$ --	\$ 983 93
Trinity	17 09	40 70	--	54 15	111 94
Total	\$ 318 73	\$ 722 99	\$ --	\$ 54 15	\$ 1 095 87
Union Terminal Co.					
Dallas	\$ 3 543 88	\$ 8 437 80	\$ 6 396 14	\$ --	\$ 18 377 82
Total	\$ 3 543 88	\$ 8 437 80	\$ 6 396 14	\$ --	\$ 18 377 82

TABLE NO. 188 Continued
STATEMENT OF ASSESSMENTS AGAINST RAILROADS AND BRIDGES

Owners	RAILROADS						Total Value
	Real Estate	Road Bed and Appurtenances		Rolling Stock	Intangible Assets	Personal Property	
	Value	No. of Miles	Value	Value	Value		
Waco, Beaumont, Trinity & Sabine Ry. Co.							
Polk	\$ 1 600	--	\$ ---	\$ ---	\$ ---	\$ ---	\$ 1 600
Trinity	---	20.00	8 000	---	---	---	8 000
Total	\$ 1 600	20.00	\$ 8 000	\$ ---	\$ ---	\$ ---	\$ 9 600
Weatherford, Mineral Wells & Northwestern Ry. Co.							
Palo Pinto	\$ ---	3.95	\$ 19 950	\$ 5 925	\$ 29 600	\$ ---	\$ 55 475
Parker	---	18.80	37 600	28 200	55 400	---	121 200
Total	\$ ---	22.75	\$ 57 550	\$ 34 125	\$ 85 000	\$ ---	\$ 176 675
Wichita Falls & Southern R. R. Co.							
Comanche	\$ 144	--	\$ ---	\$ ---	\$ ---	\$ ---	\$ 144
Eastland	530	--	---	---	---	---	530
Stephens	---	21.40	42 800	---	---	---	42 800
Total	\$ 674	21.40	\$ 42 800	\$ ---	\$ ---	\$ ---	\$ 43 474
Grand Total	<u>\$ 4 533 082</u>	<u>15 511.62</u>	<u>\$ 134 046 617</u>	<u>\$ 32 830 567</u>	<u>\$40 611 410</u>	<u>\$1 340 105</u>	<u>\$213 361 781</u>

Owners	TAXES				
	State	County	Special	District Schools	Total
Waco, Beaumont, Trinity & Sabine Ry. Co.					
Polk	\$ 6 72	\$ 13 60	\$ --	\$ 21 52	\$ 41 84
Trinity	<u>33 60</u>	<u>80 00</u>	<u>--</u>	<u>--</u>	<u>113 60</u>
Total	\$ <u>40 32</u>	\$ <u>93 60</u>	\$ <u>--</u>	\$ <u>21 52</u>	\$ <u>155 44</u>
Weatherford, Mineral Wells & Northwestern Ry. Co.					
Palo Pinto	\$ 233 00	\$ 471 54	\$ --	\$ 5 94	\$ 710 48
Parker	<u>509 04</u>	<u>1 454 40</u>	<u>--</u>	<u>583 00</u>	<u>2 546 44</u>
Total	\$ <u>742 04</u>	\$ <u>1 925 94</u>	\$ <u>--</u>	\$ <u>588 94</u>	\$ <u>3 256 92</u>
Wichita Falls & Southern R. R. Co.					
Comanche	\$ 61	\$ 1 16	\$ 43	\$ 2 16	\$ 4 36
Eastland	2 23	4 24	--	--	6 47
Stephens	<u>179 76</u>	<u>470 80</u>	<u>--</u>	<u>114 00</u>	<u>764 56</u>
Total	\$ <u>182 60</u>	\$ <u>476 20</u>	\$ <u>43</u>	\$ <u>116 16</u>	\$ <u>775 39</u>
Grand Total	<u>\$903 355 08</u>	<u>\$2 068 201 44</u>	<u>\$450 044 09</u>	<u>\$511 077 50</u>	<u>\$3 932 678 11</u>

TABLE NO. 188 Continued
STATEMENT OF ASSESSMENTS AGAINST RAILROADS AND BRIDGES

INTERURBANS AND STREET RAILWAYS

Owners	RAILROADS						Total Value
	Real Estate	Road Bed and Appurtenances		Rolling Stock	Intangible Assets	Personal Property	
	Value	No. of Miles	Value	Value	Value		
Dallas Ry. & Terminal Co.							
Dallas	\$ 982 760	51.00	\$ 313 250	\$ 1 790 700	\$ ---	\$1 015 000	\$ 4 101 710
Total	\$ 982 760	51.00	\$ 313 250	\$ 1 790 700	\$ ---	\$1 015 000	\$ 4 101 710
El Paso City Lines, Inc.							
El Paso	\$ 54 000	3.47	\$ 44 000	\$ 36 800	\$ 178 600	\$ 351 250	\$ 664 650
Total	\$ 54 000	3.47	\$ 44 000	\$ 36 800	\$ 178 600	\$ 351 250	\$ 664 650
Grand Total	<u>\$ 1 036 760</u>	<u>54.47</u>	<u>\$ 357 250</u>	<u>\$ 1 827 500</u>	<u>\$ 178 600</u>	<u>\$1 366 250</u>	<u>\$ 4 766 360</u>

Owners	TAXES				Total
	State	County	Special	District Schools	
Dallas Ry. & Terminal Co.					
Dallas	<u>\$17 227 18</u>	<u>\$ 41 017 10</u>	<u>\$19 688 21</u>	<u>\$ --</u>	<u>\$ 77 932 49</u>
Total	\$17 227 18	\$ 41 017 10	\$19 688 21	\$ --	\$ 77 932 49
El Paso City Lines, Inc.					
El Paso	<u>\$ 2 791 53</u>	<u>\$ 6 380 64</u>	<u>\$ --</u>	<u>\$ --</u>	<u>\$ 9 172 17</u>
Total	\$ 2 791 53	\$ 6 380 64	\$ --	\$ --	\$ 9 172 17
Grand Total	<u><u>\$20 018 71</u></u>	<u><u>\$ 47 397 74</u></u>	<u><u>\$19 688 21</u></u>	<u><u>\$ --</u></u>	<u><u>\$ 87 104 66</u></u>

TABLE NO. 188 Continued
STATEMENT OF ASSESSMENTS AGAINST RAILROADS AND BRIDGES

BRIDGE COMPANIES

Owners	VALUE				TAXES		
	Real Estate	Bridge	Intangible	Total	State	County	Total
Brownsville and Matamoras Bridge Co.							
Cameron County	\$ 35 470	\$ ---	\$ 30 670	\$ 66 140	\$ 277 78	\$ 1 311 05	\$ 1 588 83
Total	\$ 35 470	\$ ---	\$ 30 670	\$ 66 140	\$ 277 78	\$ 1 311 05	\$ 1 588 83
Rio Grande Gateway Bridge Co.							
Cameron County	\$ 12 630	\$ 48 400	\$ 73 110	\$ 134 140	\$ 563 39	\$ 2 577 14	\$ 3 140 53
Total	\$ 12 630	\$ 48 400	\$ 73 110	\$ 134 140	\$ 563 39	\$ 2 577 14	\$ 3 140 53
Starr County Bridge Co.							
Starr County	\$ 550	\$ 15 000	\$ 21 480	\$ 37 030	\$ 155 52	\$ 555 46	\$ 710 98
Total	\$ 550	\$ 15 000	\$ 21 480	\$ 37 030	\$ 155 52	\$ 555 46	\$ 710 98
Valley Bridge Co.							
Hidalgo County	\$ 2 100	\$ 76 950	\$ 83 090	\$ 162 140	\$ 680 97	\$ 1 941 51	\$ 2 622 48
Total	\$ 2 100	\$ 76 950	\$ 83 090	\$ 162 140	\$ 680 97	\$ 1 941 51	\$ 2 622 48
Grand Total	\$ 50 750	\$ 140 350	\$ 208 350	\$ 399 450	\$ 1 677 66	\$ 6 385 16	\$ 8 062 82

TABLE NO. 189

Statement Showing Amounts Of Warrants Issued In Payment Of Judges' and Attorneys' Salaries
 And Expenses In The Several Judicial Districts and Other Expenditures
 Accounted For Through The Comptroller's Judiciary Section
 During The Fiscal Year Ended August 31, 1955

District Number	Salaries			Expenses		Total
	District Judges	District Attorneys	Asst.Dist. Attorneys	District Judges	District Attorneys	
1	\$ 9 000 00	\$ 5 619 96	\$ --	\$ 599 76	\$ 592 49	\$ 15 812 21
2	9 000 00	5 619 96	--	450 00	446 90	15 516 86
3	9 000 00	5 619 96	--	450 00	202 75	15 272 71
4	9 000 00	--	--	--	--	9 000 00
5	9 000 00	5 619 96	--	266 41	66 77	14 953 14
6	9 000 00	--	--	300 00	--	9 300 00
7	9 000 00	--	--	--	--	9 000 00
8	9 000 00	5 619 96	--	362 00	422 32	15 404 28
9	9 000 00	5 619 96	--	458 64	525 93	15 604 53
10	9 000 00	--	--	--	--	9 000 00
11	9 000 00	--	--	--	--	9 000 00
12	9 000 00	5 619 96	--	645 22	--	15 265 18
13	9 000 00	--	--	--	--	9 000 00
14	9 000 00	--	--	--	--	9 000 00
15	9 000 00	--	--	--	--	9 000 00
16	9 000 00	--	--	300 00	--	9 300 00
17	9 000 00	--	--	--	--	9 000 00
18	9 000 00	5 619 96	--	101 95	300 00	15 021 91
19	9 000 00	--	--	--	--	9 000 00
20	9 000 00	--	--	--	--	9 000 00
21	9 000 00	5 619 96	--	514 57	406 61	15 541 14
22	9 000 00	5 604 35	--	750 00	657 96	16 012 31
23	9 000 00	5 619 96	--	600 00	00	15 219 96
24	9 000 00	5 619 96	--	900 00	900 00	16 419 96
25	9 000 00	5 619 95	--	467 13	447 37	15 534 45

TABLE NO. 189 Continued

District Number	Salaries			Expenses		Total
	District Judges	District Attorneys	Asst. Dist. Attorneys	District Judges	District Attorneys	
26	\$ 9 000 00	\$ --	\$ --	\$ --	\$ --	\$ 9 000 00
27	9 000 00	5 619 96	--	450 00	450 00	15 519 96
28	9 000 00	--	--	446 22	--	9 446 22
29	9 000 00	5 619 96	--	--	323 95	14 943 91
30	9 000 00	5 438 67	--	--	--	14 438 67
31	9 000 00	5 619 96	--	--	681 77	15 301 73
32	9 000 00	5 619 96	--	230 60	300 00	15 150 56
33	9 000 00	5 619 96	--	900 00	614 29	16 134 25
34	9 000 00	6 619 92	--	449 98	165 17	16 235 07
35	9 000 00	5 453 79	--	258 27	193 20	14 905 26
36	9 000 00	5 619 96	--	684 60	669 63	15 974 19
37	9 000 00	--	--	--	--	9 000 00
38	9 000 00	5 619 96	--	914 76	635 30	16 170 02
39	9 000 00	5 619 96	--	578 10	498 10	15 696 16
40	9 000 00	--	--	--	--	9 000 00
41	9 000 00	--	--	--	--	9 000 00
42	9 000 00	5 619 96	--	91 75	196 50	14 908 21
43	9 000 00	--	--	450 00	--	9 450 00
44	9 000 00	--	--	--	--	9 000 00
45	9 000 00	--	--	--	--	9 000 00
46	9 000 00	5 619 96	--	450 00	448 08	15 518 04
47	9 000 00	5 619 96	--	136 74	55 96	14 812 66
48	9 000 00	--	--	--	--	9 000 00
49	9 000 00	5 619 96	--	111 85	246 94	14 978 75
50	9 000 00	5 619 96	--	235 00	545 08	15 400 04

TABLE NO. 189 Continued

District Number	Salaries			Expenses		Total
	District Judges	District Attorneys	Asst. Dist. Attorneys	District Judges	District Attorneys	
51	\$ 9 000 00	\$ 5 619 96	\$ --	\$ 294 59	\$ 593 02	\$ 15 507 57
52	9 000 00	5 619 96	--	600 00	600 00	15 819 96
53	9 000 00	5 719 92	4 440 00	--	--	19 159 92
54	9 000 00	--	--	--	--	9 000 00
55	9 000 00	--	--	--	--	9 000 00
56	9 000 00	--	--	--	--	9 000 00
57	9 000 00	--	--	--	--	9 000 00
58	9 000 00	--	--	--	--	9 000 00
59	9 000 00	--	--	--	--	9 000 00
60	9 000 00	--	--	--	--	9 000 00
61	9 000 00	--	--	--	--	9 000 00
62	9 000 00	--	--	441 61	--	9 441 61
63	9 000 00	5 619 96	--	313 18	177 07	15 110 21
64	9 000 00	5 619 96	--	900 00	608 81	16 128 77
65	9 000 00	--	--	--	--	9 000 00
66	9 000 00	5 619 96	--	--	--	14 619 96
67	9 000 00	--	--	--	--	9 000 00
68	9 000 00	--	--	--	--	9 000 00
69	9 000 00	5 619 96	--	717 06	--	15 337 02
70	9 000 00	5 619 96	--	--	--	14 619 96
71	9 000 00	--	--	--	--	9 000 00
72	9 000 00	5 619 96	--	515 00	378 22	15 513 18
73	9 000 00	--	--	--	--	9 000 00
74	9 000 00	--	--	--	--	9 000 00
75	9 000 00	5 619 96	--	600	359 59	15 579 55

TABLE NO. 189 Continued

District Number	Salaries			Expenses		Total
	District Judges	District Attorneys	Asst. Dist. Attorneys	District Judges	District Attorneys	
76	\$ 9 000 00	\$ 5 619 96	\$ --	\$ --	\$ 437 57	\$ 15 057 53
77	9 000 00	--	--	195 24	--	9 195 24
78	9 000 00	--	--	--	--	9 000 00
79	7 050 00	5 619 96	--	446 05	600 00	13 716 01
80	9 000 00	--	--	--	--	9 000 00
81	9 000 00	5 619 96	--	750 00	606 05	15 976 01
82	9 000 00	--	--	--	--	9 000 00
83	9 000 00	5 619 96	--	697 50	680 00	15 997 46
84	9 000 00	5 619 96	--	342 24	450 00	15 412 20
85	9 000 00	--	--	300 00	--	9 300 00
86	9 000 00	--	--	387 30	--	9 387 30
87	9 000 00	--	--	600 00	--	9 600 00
88	9 000 00	--	--	343 30	--	9 343 30
89	8 975 81	--	--	--	--	8 975 81
90	9 000 00	5 619 96	--	300 00	300 00	15 219 96
91	9 000 00	--	--	--	--	9 000 00
92	9 000 00	--	--	--	--	9 000 00
93	9 000 00	--	--	--	--	9 000 00
94	9 000 00	--	--	--	--	9 000 00
95	9 000 00	--	--	--	--	9 000 00
96	9 000 00	--	--	--	--	9 000 00
97	9 000 00	--	--	450 00	--	9 450 00
98	9 000 00	--	--	--	--	9 000 00
99	9 000 00	--	--	--	--	9 000 00
100	9 000 00	5 619 96	--	750 00	709 83	16 079 79

TABLE NO. 189 Continued

District Number	Salaries			Expenses		Total
	District Judges	District Attorneys	Asst. Dist. Attorneys	District Judges	District Attorneys	
101	\$ 9 000 00	\$ --	\$ --	\$ --	\$ --	\$ 9 000 00
102	9 000 00	--	--	300 00	--	9 300 00
103	9 000 00	--	--	37 25	--	9 037 25
104	9 000 00	5 619 96	--	450 00	305 10	15 375 06
105	9 000 00	6 219 96	--	258 10	412 00	15 890 06
106	9 000 00	5 526 29	--	741 24	504 84	15 772 37
107	9 000 00	--	--	179 46	--	9 179 46
108	9 000 00	--	--	--	--	9 000 00
109	9 000 00	5 619 96	--	816 48	424 69	15 861 13
110	9 000 00	5 619 96	--	482 43	514 62	15 617 01
111	9 000 00	--	--	--	--	9 000 00
112	9 000 00	5 619 96	--	747 75	437 15	15 804 86
113	9 000 00	--	--	--	--	9 000 00
114	9 000 00	--	--	93 00	--	9 093 00
115	9 000 00	--	--	300 00	--	9 300 00
116	9 000 00	--	--	--	--	9 000 00
117	9 000 00	--	--	--	--	9 000 00
118	9 000 00	5 408 46	--	--	186 96	14 595 42
119	9 000 00	5 619 96	--	245 88	1 116 07	15 981 91
123	9 000 00	5 619 96	--	299 10	300 00	15 219 06
124	8 250 00	--	--	--	--	8 250 00
125	9 000 00	--	--	--	--	9 000 00
126	9 000 00	--	--	--	--	9 000 00
127	9 000 00	--	--	--	--	9 000 00
128	9 000 00	--	--	--	--	9 000 00

TABLE NO. 189 Continued

District Number	Salaries			Expenses		Total
	District Judges	District Attorneys	Asst. Dist. Attorneys	District Judges	District Attorneys	
129	\$ 9 000 00	\$ --	\$ --	\$ --	\$ --	\$ 9 000 00
130	9 000 00	--	--	600 00	--	9 600 00
132	9 000 00	5 619 96	--	--	--	14 619 96
133	9 000 00	--	--	--	--	9 000 00
134	9 000 00	--	--	--	--	9 000 00
135	9 000 00	--	--	664 84	--	9 664 84
Special District Courts						
Special 2nd	8 625 00	--	--	315 36	--	8 940 36
Special 9th	9 000 00	--	--	600 00	--	9 600 00
Special 25th	8 575 00	--	--	600 00	--	9 175 00
Special 37th	8 325 00	--	--	--	--	8 325 00
Special Midland County	8 600 00	5 370 18	--	--	--	13 970 18
Special Criminal Court						
Dallas County	8 475 00	--	--	--	--	8 475 00
Bexar	8 475 00	--	--	--	--	8 475 00
138th	8 500 00	--	--	35 00	--	8 535 00
139th	8 575 00	--	--	--	--	8 575 00
151st	8 600 00	--	--	--	--	8 600 00
152nd	8 600 00	--	--	--	--	8 600 00
Criminal District Courts:						
Dallas	9 000 00	--	--	--	--	9 000 00
Dallas	9 000 00	--	--	--	--	9 000 00
Harris	9 000 00	--	--	--	--	9 000 00
Harris	9 000 00	--	--	--	--	9 000 00
Harris	9 000 00	--	--	--	--	9 000 00

TABLE NO. 189 Continued

District Number	Salaries			Expenses		Total
	District Judges	District Attorneys	Asst. Dist. Attorneys	District Judges	District Attorneys	
Criminal District Courts:						
(Continued)						
Jefferson	\$ 9 000 00	\$ --	\$ --	\$ --	\$ --	\$ 9 000 00
Tarrant	9 000 00	--	--	--	--	9 000 00
Tarrant	9 000 00	--	--	--	--	9 000 00
Bexar	9 000 00	--	--	--	--	9 000 00
Sub-Total	<u>\$1 351 625 81</u>	<u>\$321 119 61</u>	<u>\$4 440 00</u>	<u>\$31 262 51</u>	<u>\$21 694 66</u>	<u>\$ 1 730 142 59</u>
Special District Judges'						
Salary:						
District No. 56	\$ 394 52	\$ --	\$ --	\$ --	\$ --	\$ 394 52
District No. 58	2 606 18	--	--	--	--	2 606 18
District No. 79	49 31	--	--	--	--	49 31
District No. 89	863 01	--	--	--	--	863 01
District No. 106	961 64	--	--	--	--	961 64
Criminal District Court - Bexar	3 008 16	--	--	--	--	3 008 16
Expense on Exchange:						
District No. 7	--	--	--	10 38	--	10 38
District No. 9	--	--	--	31 08	--	31 08
District No. 34	--	--	--	51 80	--	51 80
District No. 38	--	--	--	37 68	--	37 68
District No. 60	--	--	--	85 39	--	85 39
District No. 63	--	--	--	13 44	--	13 44
District No. 81	--	--	--	113 50	--	113 50
District No. 82	--	--	--	42 63	--	42 63
District No. 83	--	--	--	70 24	--	70 24

TABLE NO. 189 Continued

District Number	Salaries			Expense		Total
	District Judges	District Attorneys	Asst. Dist. Attorneys	District Judges	District Attorneys	
Expense on Exchange (Continued)						
District No. 85	\$ --	\$ --	\$ --	\$ 5 18	\$ --	\$ 5 18
District No. 87	--	--	--	60 95	--	60 95
District No. 114	--	--	--	32 88	--	32 88
District No. 124	--	--	--	10 78	--	10 78
District No. 128	--	--	--	51 25	--	51 25
Sub-Total	<u>\$ 7 882 82</u>	<u>\$ --</u>	<u>\$ --</u>	<u>\$ 617 18</u>	<u>\$ --</u>	<u>\$ 8 500 00</u>
Transcript Fees	\$ 400 00	\$ --	\$ --	\$ --	\$ --	\$ 400 00
Travel Expense-Judges of Court of Civil Appeals	308 02	--	--	--	--	308 02
Apportionment-Judges Retirement	122 827 06	--	--	--	--	122 827 06
Refund Deductions For Retirement	5 887 11	--	--	--	--	5 887 11
Sub-Total	<u>\$ 129 422 19</u>	<u>\$ --</u>	<u>\$ --</u>	<u>\$ --</u>	<u>\$ --</u>	<u>\$ 129 422 19</u>
Grand Total	<u>\$1 488 930 82</u>	<u>\$321 119 61</u>	<u>\$4 440 00</u>	<u>\$31 879 69</u>	<u>\$21 694 66</u>	<u>\$ 1 868 064 78</u>
PAYMENTS ON PRIOR YEARS:						
District Judge Expense	\$ --	\$ --	\$ --	\$ 5 191 29	\$ --	\$ 5 191 29
District Attorney Expense	--	--	--	--	4 125 01	4 125 01
Judges' Retirement	6 52	--	--	--	--	6 52
Total	<u>\$ 6 52</u>	<u>\$ --</u>	<u>\$ --</u>	<u>\$ 5 191 29</u>	<u>\$ 4 125 01</u>	<u>\$ 9 322 82</u>

TABLE NO. 190

Statement Showing Amount Of Warrants Issued In Payment Of Accounts Of District Court Officers, Namely: Sheriffs, District Clerks, Attorneys; And Clerks' Certificates For Subpoenaing Out-of-County Witnesses; Fees For Holding Examining Trials; Salary Apportionment; And Witness Fees; For the Year Ended August 31, 1955

County	Sheriff	District Clerk	Attorney	Sub-poenaing Witnesses	Examining Trails	Salary Apportionment	Witness Fees	Total
Anderson	\$ --	\$ --	\$ --	\$ --	\$ --	\$ 4 516 38	\$ 115 80	\$ 4 632 18
Andrews	--	--	--	--	--	95 94	27 66	123 60
Angelina	--	--	--	--	--	3 624 66	452 96	4 077 62
Aransas	448 40	300 00	--	--	6 00	--	60 70	815 10
Archer	--	70 00	210 00	--	--	--	--	280 00
Armstrong	--	--	--	--	--	--	--	--
Atascosa	--	--	--	--	--	2 040 81	216 20	2 257 01
Austin	--	--	--	--	3 00	712 88	11 80	727 68
Bailey	--	--	--	--	--	676 10	10 35	686 45
Bandera	--	--	--	--	--	--	--	--
Bastrop	--	--	--	--	--	1 432 54	96 80	1 529 34
Baylor	--	--	--	--	--	501 92	11 76	513 68
Bee	--	--	--	--	--	2 049 53	19 96	2 069 49
Bell	--	--	--	--	--	5 389 66	86 74	5 476 40
Bexar	--	--	--	--	--	46 795 94	389 16	47 185 10
Blanco	--	60 00	--	--	--	--	--	60 00
Borden	--	--	--	--	--	196 21	--	196 21
Bosque	180 70	160 00	--	--	15 00	--	12 20	367 90
Bowie	--	--	--	--	--	4 523 94	227 12	4 751 06
Brazoria	--	--	--	--	--	3 995 63	204 23	4 199 86
Brazos	--	--	--	--	--	3 140 91	557 20	3 698 11
Brewster	--	--	--	--	--	643 83	259 12	902 95
Briscoe	--	--	--	--	--	--	53 38	53 38
Brooks	--	--	--	--	--	769 32	22 24	791 56
Brown	--	--	--	--	--	2 088 50	74 04	2 162 54

TABLE NO. 190 Continued

County	Sheriff	District Clerk	Attorney	Sub- poenaing Witnesses	Examining Trials	Salary Apportion- ment	Witness Fees	Total
Burleson	\$ 24 50	\$ 144 00	\$ --	\$ --	\$ --	\$ --	\$ 101 74	\$ 270 24
Burnet	411 20	280 00	--	--	160 90	--	24 82	876 92
Caldwell	--	--	--	--	--	1 412 68	36 84	1 449 52
Calhoun	--	--	--	--	--	702 04	--	702 04
Callahan	--	100 00	--	--	--	--	222 84	322 84
Cameron	--	--	--	--	--	11 601 25	12 68	11 613 93
Camp	--	150 00	--	--	--	--	24 38	174 38
Carson	--	--	--	--	--	500 24	--	500 24
Cass	--	--	--	--	--	3 914 97	80 92	3 995 89
Castro	--	--	--	--	--	--	--	--
Chambers	--	--	--	--	--	744 41	34 24	778 65
Cherokee	--	--	--	--	--	2 824 92	64 50	2 889 42
Childress	--	--	--	--	--	885 06	153 67	1 038 73
Clay	--	--	--	--	--	2 440 17	62 24	2 502 41
Cochran	--	--	--	--	--	255 92	25 28	281 20
Coke	--	--	--	--	--	684 83	48 32	733 15
Coleman	--	--	--	--	--	1 131 82	--	1 131 82
Collin	--	--	--	--	--	3 776 72	116 61	3 893 33
Collingsworth	--	--	--	--	--	667 21	81 30	748 51
Colorado	--	--	--	--	--	2 493 83	68 02	2 561 85
Comal	--	--	--	--	--	1 562 35	34 50	1 596 85
Comanche	--	--	--	--	--	1 132 77	286 36	1 419 13
Concho	--	--	--	--	--	370 73	80 38	451 11
Cooke	--	--	--	--	--	3 476 69	--	3 476 69
Coryell	--	--	--	--	--	1 188 83	76 70	1 265 53

TABLE NO. 190 Continued

County	Sheriff	District Clerk	Attorney	Sub- poenaing Witnesses	Examining Trials	Salary Apportion- ment	Witness Fees	Total
Cottle	\$ --	\$ --	\$ --	\$ --	\$ --	\$ 445 26	\$ 9 74	\$ 455 00
Crane	--	--	--	--	--	289 56	45 84	335 40
Crockett	--	--	--	--	--	337 65	18 64	356 29
Crosby	--	--	--	--	--	699 56	68 32	767 88
Culberson	--	--	--	--	--	160 10	--	160 10
Dallam	--	--	--	--	--	557 77	--	557 77
Dallas	--	--	--	--	--	67 940 23	995 00	68 935 23
Dawson	--	--	--	--	--	1 769 50	433 82	2 203 32
Deaf Smith	--	--	--	--	--	665 17	34 66	699 83
Delta	--	--	--	--	--	654 44	--	654 44
Denton	--	--	--	--	--	4 471 42	8 74	4 480 16
De Witt	--	--	--	--	--	3 577 47	254 22	3 831 69
Dickens	258 90	190 00	--	--	--	--	--	448 90
Dimmit	--	--	--	--	--	777 81	--	777 81
Donley	--	--	--	--	--	--	7 60	7 60
Duval	--	--	--	--	--	1 589 35	75 04	1 664 39
Eastland	--	--	--	--	--	2 452 85	155 94	2 608 79
Ector	--	--	--	--	--	516 01	271 68	787 69
Edwards	--	10 00	--	--	--	--	10 72	20 72
Ellis	--	--	--	--	--	3 950 81	27 08	3 977 89
El Paso	--	--	--	--	--	14 234 00	--	14 234 00
Erath	--	--	--	2 50	--	1 345 80	644 34	1 992 64
Falls	--	--	--	--	--	2 544 15	359 48	2 903 63
Fannin	--	--	--	--	--	2 998 22	22 40	3 020 62
Fayette	--	--	--	--	--	1 765 01	83 58	1 848 59

TABLE NO. 190 Continued

County	Sheriff	District Clerk	Attorney	Sub- poenaing Witnesses	Examining Trials	Salary Apportion- ment	Witness Fees	Total
Fisher	\$ --	\$ --	\$ --	\$ --	\$ --	\$ 1 768 20	\$ 57 42	\$ 1 825 62
Floyd	--	--	--	--	--	769 13	28 42	797 55
Foard	--	70 00	--	--	13 00	--	--	83 00
Fort Bend	--	--	--	--	--	3 874 31	102 50	3 976 81
Franklin	--	--	--	--	--	737 42	19 56	756 98
Freestone	--	--	--	--	--	1 490 45	--	1 490 45
Frio	--	--	--	--	--	1 226 91	7 04	1 233 95
Gaines	--	--	--	--	--	365 04	4 52	369 56
Galveston	--	--	--	--	--	9 993 73	145 82	10 139 55
Garza	--	--	--	--	--	728 24	--	728 24
Gillespie	--	--	--	--	--	1 436 67	--	1 436 67
Glasscock	--	--	--	--	--	164 66	--	164 66
Goliad	--	--	--	--	--	1 315 81	--	1 315 81
Gonzales	--	--	--	--	--	1 545 11	15 50	1 560 61
Gray	--	--	--	--	--	2 879 86	15 72	2 895 58
Grayson	--	--	--	--	--	7 594 81	21 90	7 616 71
Gregg	--	--	--	--	--	2 356 27	309 37	2 665 64
Grimes	--	--	--	--	--	1 104 97	259 70	1 364 67
Guadalupe	--	--	--	--	--	1 853 79	71 50	1 925 29
Hale	--	--	--	--	--	2 632 03	283 57	2 915 60
Hall	--	30 00	--	--	--	531 39	12 34	573 73
Hamilton	479 35	88 00	--	--	518 75	--	48 53	1 134 63
Hansford	--	--	--	--	--	462 55	5 50	468 05
Hardeman	--	--	--	--	--	745 54	3 74	749 28
Hardin	--	--	--	--	--	1 816 83	310 13	2 126 96

TABLE NO. 190 Continued

County	Sheriff	District Clerk	Attorney	Sub- poenaing Witnesses	Examining Trials	Salary Apportion- ment	Witness Fees	Total
Harris	\$ --	\$ --	\$ --	\$ --	\$ --	\$81 454 74	\$ 3 299 26	\$ 84 754 00
Harrison	--	--	--	--	--	7 257 96	618 06	7 876 02
Hartley	--	--	--	--	--	284 86	--	284 86
Haskell	--	264 00	--	--	--	--	--	264 00
Hays	--	--	--	--	--	1 302 43	196 20	14 986 63
Hemphill	--	--	--	--	--	301 01	--	301 01
Henderson	--	--	--	--	--	3 987 08	37 60	4 024 68
Hidalgo	--	--	--	--	--	12 915 67	673 72	13 589 39
Hill	--	--	--	--	--	2 283 79	6 38	2 290 17
Hockley	--	--	--	--	--	1 212 18	85 78	1 297 96
Hood	69 15	30 00	--	--	--	--	7 84	106 99
Hopkins	--	--	--	--	--	3 834 15	--	3 834 15
Houston	--	--	--	--	--	3 913 31	37 32	3 950 63
Howard	--	--	--	--	--	2 983 89	299 24	3 283 13
Hudspeth	--	--	--	--	--	486 01	--	486 01
Hunt	--	--	--	--	--	3 119 65	28 10	3 147 75
Hutchinson	--	--	--	--	--	1 935 73	--	1 935 73
Irion	--	--	--	--	--	116 09	18 88	134 97
Jack	--	--	--	--	--	1 370 40	--	1 370 40
Jackson	--	--	--	--	--	1 431 45	312 90	1 744 35
Jasper	--	--	--	--	--	1 463 72	153 74	1 617 46
Jeff Davis	--	--	--	--	--	--	259 00	259 00
Jefferson	--	--	--	--	--	20 423 15	138 98	20 562 13
Jim Hogg	--	--	--	--	--	641 29	6 92	648 21
Jim Wells	--	--	--	--	--	1 754 25	30 56	1 784 81

TABLE NO. 190 Continued

County	Sheriff	District Clerk	Attorney	Sub- poenaing Witnesses	Examining Trials	Salary Apportion- ment	Witness Fees	Total
Johnson	\$ --	\$ --	\$ --	\$ --	\$ --	\$ 2 291 69	\$ 69 05	\$ 2 360 74
Jones	--	--	--	--	--	3 159 24	352 36	3 511 60
Karnes	--	--	--	--	--	3 039 70	26 50	3 066 20
Kaufman	--	--	--	--	--	2 791 82	6 86	2 798 68
Kendall	--	--	--	--	--	--	152 08	152 08
Kenedy	--	--	--	--	--	46 13	--	46 13
Kent	--	--	--	--	--	502 04	--	502 04
Kerr	294 05	416 00	--	--	462 10	--	93 54	1 265 69
Kimble	--	--	--	--	--	224 56	--	224 56
King	--	20 00	--	--	--	--	--	20 00
Kinney	--	--	--	--	--	194 78	--	194 78
Kleberg	--	--	--	--	--	1 623 23	44 40	1 667 63
Knox	--	--	--	--	--	1 482 03	--	1 482 03
Lamar	--	--	--	--	--	4 227 46	27 46	4 254 92
Lamb	--	--	--	--	--	2 275 19	93 68	2 368 87
Lampasas	--	300 00	--	--	12 00	--	--	312 00
La Salle	--	210 00	--	--	--	--	122 24	332 24
Lavaca	--	--	--	--	--	1 617 75	80 18	1 697 93
Lee	--	180 00	--	--	--	--	2 90	182 90
Leon	--	--	--	--	--	877 84	31 92	909 76
Liberty	--	--	--	--	--	2 590 18	141 52	2 731 70
Limestone	--	--	--	--	--	2 643 77	778 38	3 422 15
Lipscomb	--	--	--	--	--	--	--	--
Live Oak	--	250 00	--	--	--	--	172 78	422 78
Blanco	--	450 00	--	--	30 00	--	560 50	1 040 50

TABLE NO. 190 Continued

County	Sheriff	District Clerk	Attorney	Sub- poenaing Witnesses	Examining Trials	Salary Apportion- ment	Witness Fees	Total
Loving	\$ --	\$ --	\$ --	\$ --	\$ --	\$ 25 42	\$ --	\$ 25 42
Lubbock	--	--	--	--	--	5 097 97	231 08	5 329 05
Lynn	--	--	--	--	--	1 075 07	5 66	1 080 73
Madison	--	70 00	--	--	--	--	64 70	134 70
Marion	--	280 00	--	--	33 00	--	--	313 00
Martin	--	--	--	--	--	637 38	52 52	689 90
Mason	--	30 00	--	--	--	--	14 15	44 15
Matagorda	--	--	--	--	--	2 304 67	17 52	2 322 19
Maverick	--	--	--	--	--	797 87	33 12	830 99
McCulloch	--	19 12	--	--	--	--	976 82	995 94
McLennan	--	--	--	--	--	11 646 17	2 376 12	14 022 29
McMullen	--	--	--	--	--	--	--	--
Medina	--	--	--	--	--	1 242 05	114 72	1 356 77
Menard	115 35	141 00	--	6 20	--	--	--	262 55
Midland	--	--	--	--	--	1 043 60	84 82	1 128 42
Milam	--	--	--	--	--	4 663 03	--	4 663 03
Mills	494 10	160 00	--	--	9 00	--	132 26	795 36
Mitchell	--	--	--	--	--	1 849 03	125 83	1 974 86
Montague	--	--	--	--	--	2 877 17	5 12	2 882 29
Montgomery	--	--	--	--	--	1 901 82	110 56	2 012 38
Moore	--	--	--	--	--	202 73	124 20	326 93
Morris	17 40	30 00	--	2 50	--	870 61	--	920 51
Motley	--	--	--	--	--	--	131 60	131 60
Nacogdoches	--	--	--	--	--	2 214 00	--	2 214 00
Navarro	--	--	--	--	--	4 066 25	--	4 066 25

TABLE NO. 190 Continued

County	Sheriff	District Clerk	Attorney	Sub-poenaing Witnesses	Examining Trials	Salary Apportionment	Witness Fees	Total
Newton	\$ --	\$ 200 00	\$ --	\$ --	\$ --	\$ --	\$ 67 90	\$ 267 90
Nolan	--	--	--	--	--	2 519 13	767 10	3 286 23
Nueces	--	--	--	--	--	6 750 40	8 80	6 759 20
Ochiltree	--	--	--	--	--	681 04	--	681 04
Oldham	--	--	--	--	--	--	--	--
Orange	--	--	--	--	--	2 904 00	12 50	2 916 50
Palo Pinto	--	208 00	--	--	18 00	--	202 10	428 10
Panola	--	--	--	--	--	3 137 09	55 70	3 192 79
Parker	--	--	--	--	--	1 995 78	408 00	2 403 78
Parmer	--	--	--	--	--	422 50	43 94	466 44
Pecos	--	--	--	--	--	725 60	957 16	1 682 76
Polk	--	--	--	--	--	2 288 64	--	2 288 64
Potter	--	--	--	--	--	6 007 42	75 48	6 082 90
Presidio	--	40 00	--	--	--	--	149 94	189 94
Rains	--	40 00	--	--	--	--	--	40 00
Randall	--	--	--	--	--	921 85	115 70	1 037 55
Reagan	--	--	--	--	--	394 76	37 80	432 56
Real	100 65	40 00	--	--	--	--	24 90	165 55
Red River	--	--	--	--	--	2 279 87	22 56	2 302 43
Reeves	--	--	--	--	--	835 29	--	835 29
Refugio	--	--	--	--	--	1 002 67	17 52	1 020 19
Roberts	--	--	--	--	--	--	--	--
Robertson	--	--	--	--	--	2 011 95	37 58	2 049 53
Rockwall	--	--	--	--	--	894 89	--	894 89
Runnels	--	--	--	--	--	2 844 78	46 78	2 891 56

TABLE NO. 190 Continued

County	Sheriff	District Clerk	Attorney	Sub- poenaing Witnesses	Examining Trials	Salary Apportion- ment	Witness Fees	Total
Rusk	\$ --	\$ --	\$ --	\$ --	\$ --	\$ 5 095 60	\$ 50 66	\$ 5 146 26
Sabine	--	--	--	--	--	625 54	24 42	649 96
San Augustine	--	150 00	--	--	3 00	429 63	61 98	644 61
San Jacinto	--	20 00	--	--	--	--	76 44	96 44
San Patricio	--	--	--	--	--	3 107 47	587 18	3 694 65
San Saba	--	--	--	--	--	632 67	81 04	713 71
Schleicher	--	--	--	--	--	412 75	--	412 75
Scurry	--	--	--	--	--	1 588 94	54 72	1 643 66
Shackelford	--	--	--	--	--	365 11	--	365 11
Shelby	--	--	--	--	--	1 714 13	30 40	1 744 53
Sherman	--	--	--	--	--	301 68	--	301 68
Smith	--	--	--	--	--	8 694 94	219 46	8 914 40
Somervell	--	--	--	--	--	--	3 68	3 68
Starr	--	--	--	--	--	1 487 39	--	1 487 39
Stephens	827 15	128 00	--	5 20	337 20	--	174 74	1 472 29
Sterling	--	24 00	--	--	--	--	34 66	58 66
Stonewall	--	--	--	--	--	738 81	--	738 81
Sutton	--	--	--	--	--	--	--	--
Swisher	--	--	--	--	--	602 23	3 92	606 15
Tarrant	--	--	--	--	--	40 237 82	475 10	40 712 92
Taylor	--	--	--	--	--	5 107 04	721 26	5 828 30
Terrell	--	--	--	--	--	--	32 78	32 78
Terry	--	--	--	--	--	1 158 07	--	1 158 07
Throckmorton	--	--	--	--	--	684 83	11 90	696 73
Titus	423 90	344 00	--	--	33 00	--	73 44	874 34

TABLE NO. 190 Continued

County	Sheriff	District Clerk	Attorney	Sub- poenaing Witnesses	Examining Trials	Salary Apportion- ment	Witness Fees	Total
Tom Green	\$ --	\$ --	\$ --	\$ --	\$ --	\$ 4 697 61	\$ 2 668 30	\$ 7 365 91
Travis	--	--	--	--	--	11 752 63	1 840 45	13 593 08
Trinity	271 00	230 00	--	--	--	--	115 92	616 92
Tyler	419 45	320 00	--	--	--	--	13 84	753 29
Upshur	--	--	--	--	--	3 424 69	95 80	3 520 49
Upton	--	--	--	--	--	778 05	--	778 05
Uvalde	--	--	--	--	--	1 169 20	57 60	1 226 80
Val Verde	--	--	--	--	--	1 214 47	36 76	1 251 23
Van Zandt	--	--	--	--	--	4 431 08	29 10	4 460 18
Victoria	--	--	--	--	--	2 613 64	126 30	2 739 94
Walker	--	--	--	--	--	1 472 03	128 72	1 600 75
Waller	--	--	--	--	--	1 305 52	125 58	1 431 10
Ward	--	--	--	--	--	599 58	373 52	973 10
Washington	--	--	--	--	--	1 499 70	73 18	1 572 88
Webb	--	--	--	--	--	5 492 22	339 22	5 831 44
Wharton	--	--	--	--	--	3 869 50	28 50	3 898 00
Wheeler	--	208 00	--	--	--	501 60	--	709 60
Wichita	--	--	--	--	--	7 190 66	250 20	7 440 86
Wilbarger	--	--	--	--	--	1 500 46	--	1 500 46
Willacy	--	--	--	--	--	2 062 86	8 90	2 071 76
Williamson	--	--	--	--	--	3 550 07	318 19	3 868 26
Wilson	--	232 00	--	--	--	--	172 48	404 48
Winkler	--	--	--	--	--	884 43	211 40	1 095 83
Wise	--	120 00	96 00	--	--	1 078 13	25 56	1 319 69
Wood	--	--	--	--	--	4 038 28	622 31	4 660 59

TABLE NO. 190 Continued

County	Sheriff	District Clerk	Attorney	Sub- poenaing Witnesses	Examining Trials	Salary Apportion- ment	Witness Fee	Total
Yoakum	\$ --	\$ --	\$ --	\$ --	\$ --	\$ 164 67	\$ --	\$ 164 67
Young	--	--	--	--	--	1 227 24	77 82	1 305 06
Zapata	--	--	--	--	--	--	70 00	70 00
Zavala	--	--	--	--	--	817 75	290 40	1 108 15
TOTAL	<u>\$ 4 835 25</u>	<u>\$ 6 806 12</u>	<u>\$ 306 00</u>	<u>\$ 16 40</u>	<u>\$ 1 653 95</u>	<u>\$ 691 611 44</u>	<u>\$ 37 232 30</u>	<u>\$ 742 461 46</u>
Deficiency Certificates:								
Witness Fees:								
R-147	\$ --	\$ --	\$ --	\$ --	\$ --	\$ --	\$ 124 74	\$ 124 74
L-156 B	--	--	--	--	--	--	20 42	20 42
Sheriffs' Fees:								
L-156 A	50	--	--	--	--	--	--	50
TOTAL	<u>50</u>	<u>--</u>	<u>--</u>	<u>--</u>	<u>--</u>	<u>--</u>	<u>145 16</u>	<u>145 66</u>
DEFICIENCIES								
Payments on Prior Years:								
Fiscal Year								
1953-1954	\$ 1 562 80	\$ 511 50	\$ 330 00	\$ 2 00	\$ 149 80	\$ 53 953 68	\$ 974 79	\$ 57 484 57
TOTAL PRIOR YEAR	<u>\$ 1 562 80</u>	<u>\$ 511 50</u>	<u>\$ 330 00</u>	<u>\$ 2 00</u>	<u>\$ 149 80</u>	<u>\$ 53 953 68</u>	<u>\$ 974 79</u>	<u>\$ 57 484 57</u>

TABLE NO. 190 Continued

County	Sheriff	District Clerk	Attorney	Sub- poenaing Witnesses	Examining Trials	Salary Apportion- ment	Witness Fees	Total
Newton	\$ --	\$ 200 00	\$ --	\$ --	\$ --	\$ --	\$ 67 90	\$ 267 90
Nolan	--	--	--	--	--	2 519 13	767 10	3 286 23
Nueces	--	--	--	--	--	6 750 40	8 80	6 759 20
Ochiltree	--	--	--	--	--	681 04	--	681 04
Oldham	--	--	--	--	--	--	--	--
Orange	--	--	--	--	--	2 904 00	12 50	2 916 50
Palo Pinto	--	208 00	--	--	18 00	--	202 10	428 10
Panola	--	--	--	--	--	3 137 09	55 70	3 192 79
Parker	--	--	--	--	--	1 995 78	408 00	2 403 78
Parmer	--	--	--	--	--	422 50	43 94	466 44
Pecos	--	--	--	--	--	725 60	957 16	1 682 76
Polk	--	--	--	--	--	2 288 64	--	2 288 64
Potter	--	--	--	--	--	6 007 42	75 48	6 082 90
Presidio	--	40 00	--	--	--	--	149 94	189 94
Rains	--	40 00	--	--	--	--	--	40 00
Randall	--	--	--	--	--	921 85	115 70	1 037 55
Reagan	--	--	--	--	--	394 76	37 80	432 56
Real	100 65	40 00	--	--	--	--	24 90	165 55
Red River	--	--	--	--	--	2 279 87	22 56	2 302 43
Reeves	--	--	--	--	--	835 29	--	835 29
Refugio	--	--	--	--	--	1 002 67	17 52	1 020 19
Roberts	--	--	--	--	--	--	--	--
Robertson	--	--	--	--	--	2 011 95	37 58	2 049 53
Rockwall	--	--	--	--	--	894 89	--	894 89
Runnels	--	--	--	--	--	2 844 78	46 78	2 891 56

TABLE NO. 190 Continued

County	Sheriff	District Clerk	Attorney	Sub- poenaing Witnesses	Examining Trials	Salary Apportion- ment	Witness Fees	Total
Rusk	\$ --	\$ --	\$ --	\$ --	\$ --	\$ 5 095 60	\$ 50 66	\$ 5 146 26
Sabine	--	--	--	--	--	625 54	24 42	649 96
San Augustine	--	150 00	--	--	3 00	429 63	61 98	644 61
San Jacinto	--	20 00	--	--	--	--	76 44	96 44
San Patricio	--	--	--	--	--	3 107 47	587 18	3 694 65
San Saba	--	--	--	--	--	632 67	81 04	713 71
Schleicher	--	--	--	--	--	412 75	--	412 75
Scurry	--	--	--	--	--	1 588 94	54 72	1 643 66
Shackelford	--	--	--	--	--	365 11	--	365 11
Shelby	--	--	--	--	--	1 714 13	30 40	1 744 53
Sherman	--	--	--	--	--	301 68	--	301 68
Smith	--	--	--	--	--	8 694 94	219 46	8 914 40
Somervell	--	--	--	--	--	--	3 68	3 68
Starr	--	--	--	--	--	1 487 39	--	1 487 39
Stephens	827 15	128 00	--	5 20	337 20	--	174 74	1 472 29
Sterling	--	24 00	--	--	--	--	34 66	58 66
Stonewall	--	--	--	--	--	738 81	--	738 81
Sutton	--	--	--	--	--	--	--	--
Swisher	--	--	--	--	--	602 23	3 92	606 15
Tarrant	--	--	--	--	--	40 237 82	475 10	40 712 92
Taylor	--	--	--	--	--	5 107 04	721 26	5 828 30
Terrell	--	--	--	--	--	--	32 78	32 78
Terry	--	--	--	--	--	1 158 07	--	1 158 07
Throckmorton	--	--	--	--	--	684 83	11 90	696 73
Titus	423 90	344 00	--	--	33 00	--	73 44	874 34

TABLE NO. 190 Continued

County	Sheriff	District Clerk	Attorney	Sub- poenaing Witnesses	Examining Trials	Salary Apportion- ment	Witness Fees	Total
Tom Green	\$ --	\$ --	\$ --	\$ --	\$ --	\$ 4 697 61	\$ 2 668 30	\$ 7 365 91
Travis	--	--	--	--	--	11 752 63	1 840 45	13 593 08
Trinity	271 00	230 00	--	--	--	--	115 92	616 92
Tyler	419 45	320 00	--	--	--	--	13 84	753 29
Upshur	--	--	--	--	--	3 424 69	95 80	3 520 49
Upton	--	--	--	--	--	778 05	--	778 05
Uvalde	--	--	--	--	--	1 169 20	57 60	1 226 80
Val Verde	--	--	--	--	--	1 214 47	36 76	1 251 23
Van Zandt	--	--	--	--	--	4 431 08	29 10	4 460 18
Victoria	--	--	--	--	--	2 613 64	126 30	2 739 94
Walker	--	--	--	--	--	1 472 03	128 72	1 600 75
Waller	--	--	--	--	--	1 305 52	125 58	1 431 10
Ward	--	--	--	--	--	599 58	373 52	973 10
Washington	--	--	--	--	--	1 499 70	73 18	1 572 88
Webb	--	--	--	--	--	5 492 22	339 22	5 831 44
Wharton	--	--	--	--	--	3 869 50	28 50	3 898 00
Wheeler	--	208 00	--	--	--	501 60	--	709 60
Wichita	--	--	--	--	--	7 190 66	250 20	7 440 86
Wilbarger	--	--	--	--	--	1 500 46	--	1 500 46
Willacy	--	--	--	--	--	2 062 86	8 90	2 071 76
Williamson	--	--	--	--	--	3 550 07	318 19	3 868 26
Wilson	--	232 00	--	--	--	--	172 48	404 48
Winkler	--	--	--	--	--	884 43	211 40	1 095 83
Wise	--	120 00	96 00	--	--	1 078 13	25 56	1 319 69
Wood	--	--	--	--	--	4 038 28	622 31	4 660 59

TABLE NO. 190 Continued

County	Sheriff	District Clerk	Attorney	Sub-poenaing Witnesses	Examining Trials	Salary Apportionment	Witness Fee	Total
Yoakum	\$ --	\$ --	\$ --	\$ --	\$ --	\$ 164 67	\$ --	\$ 164 67
Young	--	--	--	--	--	1 227 24	77 82	1 305 06
Zapata	--	--	--	--	--	--	70 00	70 00
Zavala	--	--	--	--	--	817 75	290 40	1 108 15
TOTAL	<u>\$ 4 835 25</u>	<u>\$ 6 806 12</u>	<u>\$ 306 00</u>	<u>\$ 16 40</u>	<u>\$ 1 653 95</u>	<u>\$ 691 611 44</u>	<u>\$ 37 232 30</u>	<u>\$ 742 461 46</u>
Deficiency Certificates:								
Witness Fees:								
R-147	\$ --	\$ --	\$ --	\$ --	\$ --	\$ --	\$ 124 74	\$ 124 74
L-156 B	--	--	--	--	--	--	20 42	20 42
Sheriffs' Fees:								
L-156 A	50	--	--	--	--	--	--	50
TOTAL	<u>50</u>	<u>--</u>	<u>--</u>	<u>--</u>	<u>--</u>	<u>--</u>	<u>145 16</u>	<u>145 66</u>
DEFICIENCIES								
Payments on Prior Years:								
Fiscal Year								
1953-1954	\$ 1 562 80	\$ 511 50	\$ 330 00	\$ 2 00	\$ 149 80	\$ 53 953 68	\$ 974 79	\$ 57 484 57
TOTAL PRIOR YEAR	<u>\$ 1 562 80</u>	<u>\$ 511 50</u>	<u>\$ 330 00</u>	<u>\$ 2 00</u>	<u>\$ 149 80</u>	<u>\$ 53 953 68</u>	<u>\$ 974 79</u>	<u>\$ 57 484 57</u>

