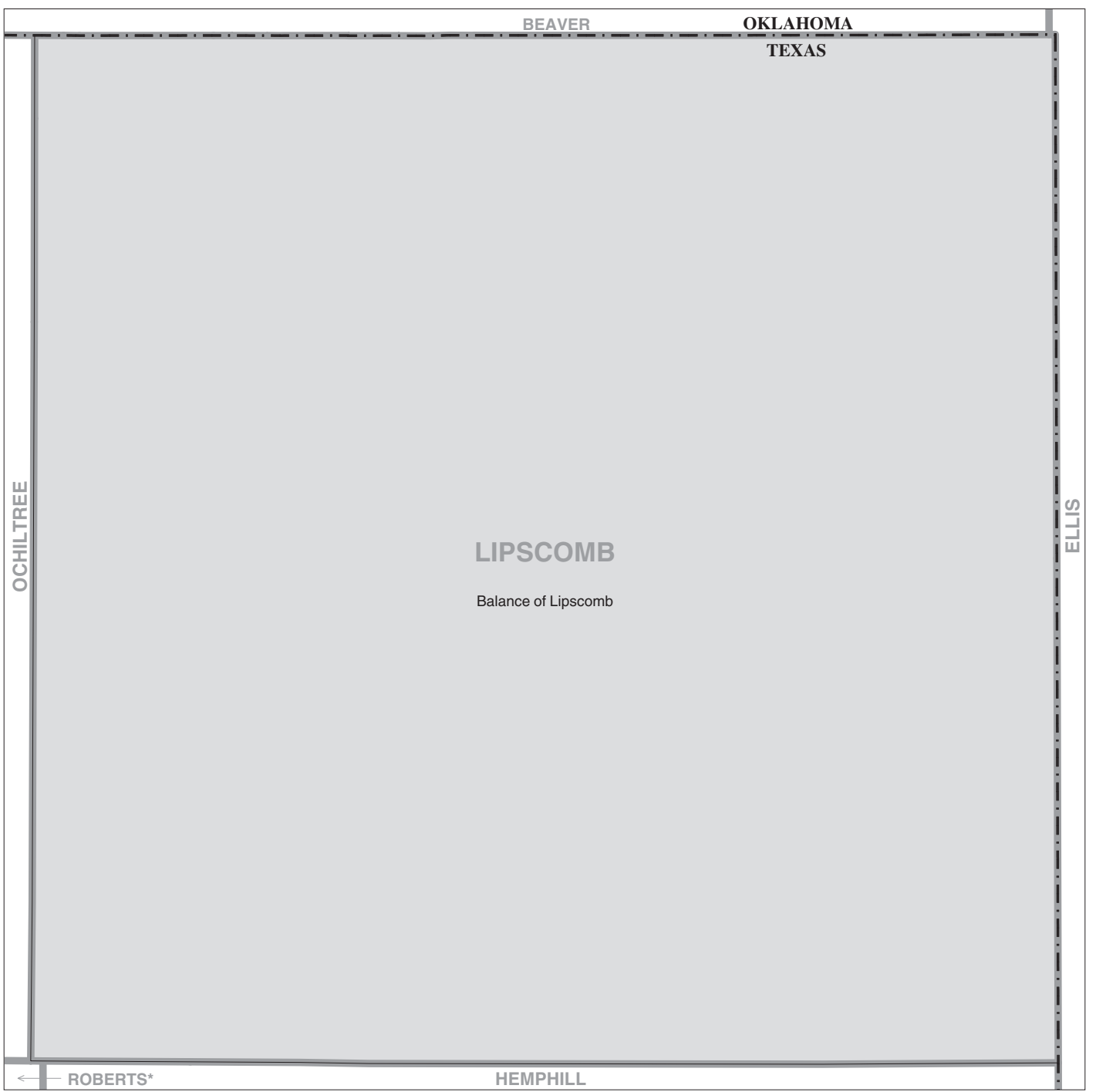
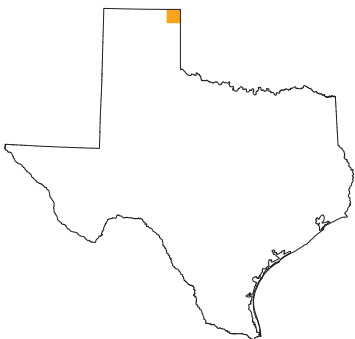


Lipscomb County, TX – Economic Places



Location in State



Legend

Places included in 2007 & 2002 Economic Census

- Hoover Incorporated Place / Minor Civil Division
- Balance of Jefferson County Remainder

Places added to the 2007 Economic Census

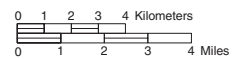
- Birmingham Incorporated Places / Minor Civil Division
- Concord Census Designated Place / Other Statistical Area

Places dropped for the 2007 Economic Census

- Irondale Incorporated Place / Minor Civil Division

Other Boundaries and Features

- BIBB County or Statistical Equivalent
- WISCONSIN State
- CANADA International
- Lake Michigan Waterbody



A degree (°) denotes that the county or statistical equivalent is in a Metropolitan Statistical Area. An asterisk (*) denotes that the county or statistical equivalent is in a Micropolitan Statistical Area. All boundaries are as of January 1, 2007.