

Texas Fact Book



2010

Legislative Budget Board

**LEGISLATIVE BUDGET BOARD
EIGHTY-FIRST TEXAS LEGISLATURE
2009 – 2010**

DAVID DEWHURST, JOINT CHAIR

Lieutenant Governor

JOE STRAUS, JOINT CHAIR

Representative District 121, San Antonio
Speaker of the House of Representatives

STEVE OGDEN

Senatorial District 5, Bryan
Chair, Senate Committee on Finance

ROBERT DUNCAN

Senatorial District 28, Lubbock

JOHN WHITMIRE

Senatorial District 15, Houston

JUDITH ZAFFIRINI

Senatorial District 21, Laredo

JIM PITTS

Representative District 10, Waxahachie
Chair, House Committee on Appropriations

RENE OLIVEIRA

Representative District 37, Brownsville
Chair, House Committee on Ways and Means

DAN BRANCH


Representative District 108, Dallas

SYLVESTER TURNER

Representative District 139, Houston

JOHN O'BRIEN, Director

Texas Fact Book



2010

Legislative Budget Board

CONTENTS

STATE GOVERNMENT

STATEWIDE ELECTED OFFICIALS	1
MEMBERS OF THE EIGHTY-FIRST TEXAS LEGISLATURE.	3
The Senate	3
The House of Representatives	4
SENATE STANDING COMMITTEES	8
HOUSE OF REPRESENTATIVES STANDING COMMITTEES.	10
BASIC STEPS IN THE TEXAS LEGISLATIVE PROCESS	14

TEXAS AT A GLANCE

GOVERNORS OF TEXAS	15
HOW TEXAS RANKS	
Agriculture	17
Crime and Law Enforcement.	17
Defense.	18
Economy	18
Education	18
Employment and Labor	19
Environment and Energy	19
Federal Government Finance	20
Geography.	20
Health	20
Housing.	21
Population.	21
Science and Technology	22
Social Welfare.	22
State and Local Government Finance	22
Transportation	23
Border Facts	24
STATE HOLIDAYS, 2010	25
STATE SYMBOLS	25

POPULATION

Texas Population Compared with the U.S.	26
Texas and the U.S. Annual Population Growth Rates	27
Resident Population, 15 Most Populous States	28
Percentage Change in Population, 15 Most Populous States	28
Texas Resident Population, by Age Group.	29

CONTENTS

INCOME

Per Capita Personal Income	
Texas and the U.S.	30
15 Most Populous States	31

REVENUE

Biennial Revenue Estimate, State Revenue, by Source	32
Where Your State Tax Dollar Comes From.	33
Where Your State Tax Dollar Goes	33
Per Capita State Tax Revenue, 15 Most Populous States	34

EXPORTS

Texas' Export Markets.	35
Export Totals, 15 Most Populous States	35

SPENDING

Constitutional Spending Limits	36
Outstanding General Obligation Bonds, by Issuing Agency	39
Debt Service Payments, All Funds	39
Trends in Texas State Expenditures	
All Funds	40
General Revenue	41
State Government Expenditures Per Capita	
15 Most Populous States	42
All Funds Appropriation, Top 15 Texas Agencies.	42
Federal Funds Appropriation	
Top 15 Texas Agencies	43
Top 15 Federal Programs in Texas	43

STATE GOVERNMENT EMPLOYEES

State Government Employees.	44
State Government Employees, by Function	44
Number of State Government Employees	
Top 15 Texas Agencies	45
Employee Benefits/Payroll Expenses, All Funds	45

2010-11 BIENNIAL BUDGET

All Funds	46
General Revenue Funds	47
General Revenue-Dedicated Funds.	48
Federal Funds.	49
Other Funds	50

CONTENTS

SUMMARY OF STATE FUNCTIONAL AREAS

General Government	51
Health and Human Services	52
Public Education	53
Higher Education	54
The Judiciary	55
Public Safety and Criminal Justice.	56
Natural Resources	57
Business and Economic Development	58
Regulatory	59
The Legislature	60

CONTACT INFORMATION

Capitol Complex	61
Bob Bullock Texas State History Museum.	61
Legislative Agencies	61
State Agencies	62
Helpful Toll-free Numbers.	73

MAPS

Capitol Building, Ground Floor	77
Capitol Building, First Floor	78
Capitol Building, Second Floor	79
Capitol Building, Third Floor	80
Capitol Building, Fourth Floor	81
Capitol Extension, E1	82
Capitol Extension, E2	84
Texas State Cemetery	86
Capitol Monument Guide	87
Capitol Complex (including Bob Bullock Texas State History Museum)	88

STATE GOVERNMENT

STATEWIDE ELECTED OFFICIAL	TERM	TELEPHONE AREA CODE 512
Rick Perry (Governor)	2007–2011	463-2000
David Dewhurst (Lieutenant Governor)	2007–2011	463-0001
Todd Staples (Commissioner, Department of Agriculture)	2007–2011	463-7476
Greg Abbott (Attorney General)	2007–2011	463-2100
Susan Combs (Comptroller of Public Accounts)	2007–2011	463-4000
Jerry Patterson (Commissioner, General Land Office)	2007–2011	463-5001
Victor G. Carrillo (Chair, Railroad Commission)	2005–2011	463-7158
Michael L. Williams (Commissioner, Railroad Commission)	2009–2015	463-7158
Elizabeth A. Jones (Commissioner, Railroad Commission)	2007–2013	463-7158
Wallace B. Jefferson (Chief Justice, Supreme Court of Texas)	2007–2014	463-1312
Don R. Willett (Justice, Pl. 2, Supreme Court of Texas)	2007–2012	463-1312
Harriet O’Neill (Justice, Pl. 3, Supreme Court of Texas)	2005–2010	463-1312
David Medina (Justice, Pl. 4, Supreme Court of Texas)	2007–2012	463-1312
Paul W. Green (Justice, Pl. 5, Supreme Court of Texas)	2005–2010	463-1312
Nathan L. Hecht (Justice, Pl. 6, Supreme Court of Texas)	2007–2012	463-1312
Dale Wainwright (Justice, Pl. 7, Supreme Court of Texas)	2003–2014	463-1312
Phil Johnson (Justice, Pl. 8, Supreme Court of Texas)	2007–2014	463-1312
Eva Guzman ¹ (Justice, Pl. 9, Supreme Court of Texas)	2009-2010	463-1312
Sharon Keller (Presiding Judge, Court of Criminal Appeals)	2007–2012	463-1551

STATEWIDE ELECTED OFFICIAL	TERM	TELEPHONE AREA CODE 512
Lawrence E. Meyers (Judge, Pl. 2, Court of Criminal Appeals)	2005–2010	463-1551
Tom Price (Judge, Pl. 3, Court of Criminal Appeals)	2009–2014	463-1551
Paul Womack (Judge, Pl. 4, Court of Criminal Appeals)	2009–2014	463-1551
Cheryl Johnson (Judge, Pl. 5, Court of Criminal Appeals)	2005–2010	463-1551
Michael Keasler (Judge, Pl. 6, Court of Criminal Appeals)	2005–2010	463-1551
Barbara P. Hervey (Judge, Pl. 7, Court of Criminal Appeals)	2007–2012	463-1551
Charles R. Holcomb (Judge, Pl. 8, Court of Criminal Appeals)	2007–2012	463-1551
Cathy Cochran (Judge, Pl. 9, Court of Criminal Appeals)	2009–2014	463-1551

¹Eva Guzman was appointed to the Supreme Court of Texas in October 2009 to serve the unexpired term of Scott A. Brister, who resigned in September 2009.

MEMBERS OF THE EIGHTY-FIRST TEXAS LEGISLATURE

MEMBER	CAPITOL COMPLEX OFFICE LOCATION	TELEPHONE AREA CODE 512
THE SENATE		
David Dewhurst (Lieutenant Governor)	2E.13	463-0001
Kip Averitt	E1.606	463-0122
John Carona	4E.2	463-0116
Wendy Davis	E1.608	463-0110
Robert F. Deuell M.D.	E1.706	463-0102
Robert L. Duncan	3E.10	463-0128
Rodney Ellis	3E.6	463-0113
Kevin Eltife	3E.16	463-0101
Craig Estes	3E.8	463-0130
Troy Fraser	1E.15	463-0124
Mario Gallegos, Jr.	E1.804	463-0106
Chris Harris	3S.5	463-0109
Glenn Hegar	E1.808	463-0118
Juan "Chuy" Hinojosa	3E.12	463-0120
Joan Huffman	GE.5	463-0117
Mike Jackson	3E.2	463-0111
Eddie Lucio, Jr.	3E.18	463-0127
Jane Nelson	1E.5	463-0112
Robert Nichols	E1.708	463-0103
Steve Ogden	GE.4	463-0105
Dan Patrick	3S.3	463-0107
Kel Seliger	E1.806	463-0131
Florence Shapiro	1E.3	463-0108
Eliot Shapleigh	E1.610	463-0129
Carlos Uresti	E1.810	463-0119
Leticia Van de Putte	E1.704	463-0126
Kirk Watson	E1.712	463-0114
Jeff Wentworth	1E.9	463-0125
Royce West	1E.12	463-0123
John Whitmire	1E.13	463-0115
Tommy Williams	GE.7	463-0104
Judith Zaffirini	1E.14	463-0121

MEMBER	CAPITOL COMPLEX OFFICE LOCATION	TELEPHONE AREA CODE 512
--------	------------------------------------	----------------------------

THE HOUSE OF REPRESENTATIVES

Joe Straus III (Speaker)	2W.13	463-1000
Alma Allen	E2.722	463-0744
Roberto Alonzo	4N.6	463-0408
Carol Alvarado	E2.820	463-0732
Rafael Anchía	E2.822	463-0746
Charles “Doc” Anderson	E1.510	463-0135
Jimmie Don Aycok	E2.506	463-0684
Leo Berman	E2.908	463-0584
Dwayne Bohac	E2.904	463-0727
Valinda Bolton	E2.716	463-0652
Dennis Bonnen	4N.5	463-0564
Dan Branch	E2.322	463-0367
Betty Brown	E1.404	463-0458
Fred Brown	GS.6	463-0698
Lon Burnam	GW.8	463-0740
Angie Chen Button	E1.416	463-0486
William “Bill” Callegari	E2.806	463-0528
Joaquin Castro	E1.302	463-0669
Norma Chávez	GN.8	463-0622
Warren Chisum	GW.15	463-0736
Wayne Christian	GN.12	463-0556
Ellen Cohen	E2.320	463-0389
Garnet Coleman	GW.17	463-0524
Byron Cook	E2.508	463-0730
Frank J. Corte, Jr.	E2.314	463-0646
Joe Crabb	1W.5	463-0520
Tom Craddick	1N.10	463-0500
C. Brandon Creighton	E1.424	463-0726
Myra Crownover	GN.9	463-0582
Drew Darby	E2.712	463-0331
John Davis	4S.4	463-0734
Yvonne Davis	GW.7	463-0598
Joseph “Joe” Deshotel	E2.408	463-0662
Joe Driver	4S.6	463-0574
Dawanna Dukes	E1.504	463-0506
Jim Dunnam	4S.2	463-0508
Harold V. Dutton, Jr.	3N.5	463-0510
Al Edwards	1W.9	463-0518

MEMBER	CAPITOL COMPLEX OFFICE LOCATION	TELEPHONE AREA CODE 512
--------	------------------------------------	----------------------------

THE HOUSE OF REPRESENTATIVES

Craig Eiland	GW.5	463-0502
Rob Eissler	E1.414	463-0797
Gary Elkins	E1.408	463-0722
Kirk England	E2.910	463-0694
David Farabee	E2.422	463-0534
Joe Farias	E1.314	463-0714
Jessica Farrar	4N.7	463-0620
Allen Fletcher	E2.804	463-0661
Ismael "Kino" Flores	1N.9	463-0704
Dan Flynn	GW.4	463-0880
Stephen Frost	E2.710	463-0692
Pete P. Gallego	4N.9	463-0566
Dan Gattis	E2.212	463-0309
Charlie Geren	E2.308	463-0610
Helen Giddings	1N.5	463-0953
Veronica Gonzales	E1.324	463-0578
Yvonne Gonzalez Toureilles	E2.720	463-0645
Ryan Guillen	E2.902	463-0416
Roland Gutierrez	E1.316	463-0452
Mike "Tuffy" Hamilton	E2.310	463-0412
Kelly Hancock	E1.406	463-0599
Richard "Rick" Hardcastle	E2.706	463-0526
Patricia Harless	E2.714	463-0496
Linda Harper-Brown	E2.608	463-0641
Will Hartnett	1N.8	463-0576
Joe Heflin	E1.310	463-0604
Ana Hernandez	E1.220	463-0614
Abel Herrero	E1.212	463-0462
Harvey Hilderbran	GW.12	463-0536
Scott Hochberg	4N.8	463-0492
Terri Hodge	E2.818	463-0586
Mark Homer	4S.3	463-0650
Charles "Chuck" Hopson	E2.708	463-0592
Charlie Howard	4S.4	463-0710
Donna Howard	E2.810	463-0631
Bryan Hughes	E1.508	463-0271
Todd Hunter	E2.808	463-0672
Carl H. Isett	E1.506	463-0676

MEMBER	CAPITOL COMPLEX OFFICE LOCATION	TELEPHONE AREA CODE 512
--------	------------------------------------	----------------------------

THE HOUSE OF REPRESENTATIVES

Jim Jackson	E1.402	463-0468
Delwin Jones	3S.2	463-0542
James "Jim" Keffer	E2.418	463-0656
Carol Kent	E2.814	463-0454
Phil King	1N.7	463-0738
Susan King	E2.416	463-0718
Tracy King	E1.304	463-0194
Tim Kleinschmidt	E2.702	463-0682
Lois Kolkhorst	E2.318	463-0600
Edmund Kuempel	3N.6	463-0602
Thomas Latham	E1.312	463-0464
Jodie Laubenberg	E2.504	463-0186
Ken Legler	E2.304	463-0460
David Leibowitz	E2.410	463-0269
Tryon D. Lewis	E2.812	463-0546
Eddie Lucio III	E1.318	463-0606
Jerry Madden	GW.11	463-0544
Diana Maldonado	E2.802	463-0670
Barbara Mallory Caraway	E2.420	463-0664
Marisa Marquez	E2.704	463-0638
Armando "Mando" Martinez	E2.312	463-0530
Trey Martinez Fischer	E1.320	463-0616
Brian McCall	1W.11	463-0594
Ruth Jones McClendon	4N.4	463-0708
Jim McReynolds	1W.3	463-0490
Jose Menendez	E2.204	463-0634
Tommy Merritt	1N.12	463-0750
Robert Miklos	E2.816	463-0464
Doug Miller	E1.216	463-0325
Sidney "Sid" Miller	GN.10	463-0628
Joseph E. Moody	E1.208	463-0728
Geanie Morrison	GN.11	463-0456
Elliott Naishtat	GW.16	463-0668
Rene O. Oliveira	4N.10	463-0640
Dora Olivo	GN.7	463-0494
Robert "Rob" Orr	E1.410	463-0538
Solomon P. Ortiz, Jr.	E1.322	463-0484
John Otto	E2.906	463-0570

MEMBER	CAPITOL COMPLEX OFFICE LOCATION	TELEPHONE AREA CODE 512
--------	------------------------------------	----------------------------

THE HOUSE OF REPRESENTATIVES

Tan Parker	E2.606	463-0688
Diane Patrick	E2.412	463-0624
Ken Paxton	E2.502	463-0356
Aaron Peña	E1.512	463-0426
Larry Phillips	E2.604	463-0297
Joseph "Joe" Pickett	E1.308	463-0596
Paula Pierson	E2.210	463-0562
Jim Pitts	1W.2	463-0516
Inocente "Chente" Quintanilla	E1.218	463-0613
Richard Raymond	1W.4	463-0558
Debbie Riddle	E2.306	463-0572
Tara Rios Ybarra	E2.302	463-0463
Allan Ritter	E2.406	463-0706
Eddie Rodriguez	E2.718	463-0674
Patrick Rose	E2.602	463-0647
Ralph Sheffield	E1.422	463-0630
Mark Shelton	E1.418	463-0608
Todd Smith	GW.6	463-0522
Wayne Smith	E2.214	463-0733
John Smithee	1W.10	463-0702
Burt Solomons	E1.420	463-0478
Mark Strama	E2.510	463-0821
David Swinford	4N.3	463-0470
Larry Taylor	E2.610	463-0729
Kristi Thibaut	E2.404	463-0514
Senfronia Thompson	3S.6	463-0720
Vicki Truitt	GW.18	463-0690
Chris Turner	E2.402	463-0374
Sylvester Turner	1W.6	463-0554
Allen Vaught	E2.414	463-0244
Marc Veasey	E1.306	463-0716
Michael "Mike" Villarreal	E1.204	463-0532
Hubert Vo	E2.208	463-0568
Armando Walle	E1.312	463-0924
Randy Weber	E1.412	463-0707
Beverly Woolley	GS.2	463-0696
John Zerwas	E2.316	463-0657

SENATE STANDING COMMITTEES EIGHTY-FIRST TEXAS LEGISLATURE

ADMINISTRATION 463-0350

Williams (Chair), Uresti (Vice Chair), Wentworth, Whitmire, Zaffirini

AGRICULTURE AND RURAL AFFAIRS 463-0340

Estes (Chair), Uresti (Vice Chair), Hegar, Hinojosa, Jackson

BUSINESS AND COMMERCE 463-0365

Fraser (Chair), Harris (Vice Chair), Averitt, Eltife, Estes, Jackson, Lucio, Van de Putte, Watson

CRIMINAL JUSTICE 463-0345

Whitmire (Chair), Seliger (Vice Chair), Carona, Ellis, Hegar, Hinojosa, Patrick

ECONOMIC DEVELOPMENT 463-1171

Harris (Chair), Eltife (Vice Chair), Deuell, Watson, Zaffirini

EDUCATION 463-0355

Shapiro (Chair), Patrick (Vice Chair), Averitt, Davis, Gallegos Ogden, Van de Putte, West, Williams

FINANCE 463-0370

Ogden (Chair), Hinojosa (Vice Chair), Averitt, Deuell, Duncan, Eltife, Harris, Lucio, Nelson, Seliger, Shapiro, West, Whitmire, Williams, Zaffirini

GOVERNMENT ORGANIZATION 463-1818

Ellis (Chair), Hegar (Vice Chair), Huffman, Lucio, Nelson, Ogden, Whitmire

HEALTH AND HUMAN SERVICES 463-0360

Nelson (Chair), Deuell (Vice Chair), Huffman, Nichols, Patrick, Shapleigh, Uresti, West, Zaffirini

HIGHER EDUCATION 463-4788

Zaffirini (Chair), Patrick (Vice Chair), Averitt, Duncan, West

INTERGOVERNMENTAL RELATIONS 463-2527

West (Chair), Nichols (Vice Chair), Gallegos, Patrick, Wentworth
SUBCOMMITTEE ON FLOODING AND EVACUATIONS 463-0106
Gallegos (Chair), Nichols, Patrick

INTERNATIONAL RELATIONS AND TRADE 463-0385

Lucio (Chair), Seliger (Vice Chair), Davis, Estes, Fraser, Gallegos, Williams

SENATE STANDING COMMITTEES EIGHTY-FIRST TEXAS LEGISLATURE

JURISPRUDENCE 463-0395

Wentworth (Chair), Gallegos (Vice Chair), Carona, Duncan, Harris, Hinojosa, Watson

NATURAL RESOURCES 463-0390

Averitt (Chair), Estes (Vice Chair), Deuell, Duncan, Eltife, Fraser, Hegar, Hinojosa, Jackson, Seliger, Uresti

NOMINATIONS 463-2084

Jackson (Chair), Eltife (Vice Chair), Hegar, Nelson, Nichols, Shapleigh, Watson

STATE AFFAIRS 463-0380

Duncan (Chair), Deuell (Vice Chair), Carona, Ellis, Fraser, Harris, Jackson, Lucio, Van de Putte

TRANSPORTATION AND HOMELAND SECURITY 463-0067

Carona (Chair), Watson (Vice Chair), Davis, Ellis, Huffman, Nichols, Shapiro, Shapleigh, Wentworth

VETERANS AFFAIRS AND MILITARY INSTALLATIONS 463-2211

Van de Putte (Chair), Shapleigh (Vice Chair), Davis, Estes, Huffman

SUBCOMMITTEE ON BASE REALIGNMENT AND CLOSURE 463-0129

Shapleigh (Chair), Estes, Huffman

HOUSE OF REPRESENTATIVES STANDING COMMITTEES EIGHTY-FIRST TEXAS LEGISLATURE

AGRICULTURE AND LIVESTOCK 463-0762

Gonzalez Toureilles (Chair), Anderson (Vice Chair), B. Brown, Crabb, Hardcastle, Heflin, Kleinschmidt, Rios Ybarra, Swinford

APPROPRIATIONS 463-1091

Pitts (Chair), Raymond (Vice Chair), Aycock, F. Brown, Button, Chávez, Cohen, Creighton, Crownover, Darby, Driver, Dukes, Edwards, Eiland, Flores, Giddings, Herrero, Hochberg, Isett, S. King, McClendon, D. Miller, Morrison, Otto, Riddle, Villareal, Zerwas

SUBCOMMITTEE ON BUSINESS AND ECONOMIC DEVELOPMENT 463-1091

Giddings (Chair), Darby (Vice Chair), Button, Chavez, Miller

SUBCOMMITTEE ON CRIMINAL JUSTICE 463-1091

Riddle (Chair), McClendon (Vice Chair), Crownover, Driver, Edwards

SUBCOMMITTEE ON EDUCATION 463-1091

Hochberg (Chair), Morrison (Vice Chair), Aycock, S. King, Villareal

SUBCOMMITTEE ON GENERAL GOVERNMENT 463-1091

Otto (Chair), Herrero (Vice Chair), F. Brown, Creighton, Flores

SUBCOMMITTEE ON HEALTH AND HUMAN SERVICES 463-1091

Zerwas (Chair), Dukes (Vice Chair), Cohen, Eiland, Isett

SUBCOMMITTEE ON HURRICANE 463-1091

Eiland (Chair), Cohen (Vice Chair), Flores, Otto, Riddle

SUBCOMMITTEE ON STIMULUS 463-1091

Crownover (Chair), Chavez (Vice Chair), Creighton, Darby, Dukes, Eiland, Morrison

BORDER AND INTERGOVERNMENTAL AFFAIRS 463-1211

Gonzalez (Chair), Flynn (Vice Chair), Flores, Guillen, Liebowitz, Moody, Olivo, Raymond, Shelton

BUSINESS AND INDUSTRY 463-0766

Deshotel (Chair), Elkins (Vice Chair), Christian, England, Gattis, Giddings, Keffer, S. Miller, Orr, Quintanilla, S. Turner

CALENDARS 463-0758

McCall (Chair), Lucio (Vice Chair), Chávez, Coleman, Cook, Creighton, Geren, Keffer, Kolkhorst, Kuempel, McReynolds, Ritter, Solomons

CORRECTIONS 463-0796

McReynolds (Chair), Madden (Vice Chair), Dutton, England, Hodge, Kolkhorst, Marquez, Martinez, S. Miller, Ortiz, Sheffield

COUNTY AFFAIRS 463-0760

Coleman (Chair), Morrison (Vice Chair), Berman, Bolton, Castro, J. Davis, Marquez, Sheffield, W. Smith

HOUSE OF REPRESENTATIVES STANDING COMMITTEES EIGHTY-FIRST TEXAS LEGISLATURE

CRIMINAL JURISPRUDENCE 463-0768

Gallego (Chair), Christian (Vice Chair), Fletcher, Hodge, Kent, Miklos, Moody, Pierson, Riddle, Vaught, Vo

CULTURE, RECREATION, AND TOURISM 463-1974

Homer (Chair), D. Howard (Vice Chair), Dukes, T. King, Kleinschmidt, Kuempel, McCall, Phillips, Thibaut

DEFENSE AND VETERANS' AFFAIRS 463-1393

Corte (Chair), Vaught (Vice Chair), Chávez, Edwards, Farias, Maldonado, Ortiz, Pickett, C. Turner

ELECTIONS 463-0772

T. Smith (Chair), Peña (Vice Chair), Allen, Anchía, Bohac, Bonnen, B. Brown, Harper-Brown, Heflin

ENERGY RESOURCES 463-0774

Keffer (Chair), Crownover (Vice Chair), Crabb, Craddick, Farabee, Gonzalez Toureilles, Hardcastle, Rios Ybarra, Strama

ENVIRONMENTAL REGULATION 463-0776

Cook (Chair), Chism (Vice Chair), Burnam, Dunnam, Farrar, Hancock, Legler, Veasey, Weber

GENERAL INVESTIGATING AND ETHICS 463-0780

Hopson (Chair), Phillips (Vice Chair), Creighton, Gallego, Hunter

HIGHER EDUCATION 463-0456

Branch (Chair), Castro (Vice Chair), Alonzo, Berman, Cohen, D. Howard, McCall, Patrick, Rose

HOUSE ADMINISTRATION 463-0784

Geren (Chair), Rose (Vice Chair), Allen, Callegari, Eissler, D. Howard, D. Miller, Ortiz, Riddle, Shelton, Vo

HUMAN SERVICES 463-0786

Rose (Chair), Herrero (Vice Chair), Darby, Elkins, Hernandez, Hughes, Legler, Naishtat, Walle

INSURANCE 463-0788

Smithee (Chair), Martinez Fischer (Vice Chair), Deshotel, Eiland, Hancock, Hunter, Isett, Taylor, Thompson

JUDICIARY AND CIVIL JURISPRUDENCE 463-0790

Hunter (Chair), Hughes (Vice Chair), Alonzo, Branch, Hartnett, Jackson, Leibowitz, Lewis, Madden, Martinez, Woolley

HOUSE OF REPRESENTATIVES STANDING COMMITTEES EIGHTY-FIRST TEXAS LEGISLATURE

LAND AND RESOURCE MANAGEMENT 463-1623

Bonnen (Chair), Farrar (Vice Chair), Alvarado, Bolton, Hamilton, Homer, Orr, Paxton, Thibaut

LICENSING AND ADMINISTRATIVE PROCEDURES 463-0798

Kuempel (Chair), Thompson (Vice Chair), Chisum, Geren, Gutierrez, Hamilton, Jones, Menendez, Quintanilla

LOCAL AND CONSENT CALENDARS 463-0800

Thompson (Chair), Cook (Vice Chair), Anchía, Bohac, Bolton, Gutierrez, Laubenberg, Martinez Fischer, Merritt, Morrison, Orr

NATURAL RESOURCES 463-0802

Ritter (Chair), Callegari (Vice Chair), Corte, Creighton, Frost, T. King, Laubenberg, Lucio, Martinez Fischer, D. Miller, Smithee

PENSIONS, INVESTMENTS, AND FINANCIAL SERVICES 463-2054

Truitt (Chair), Anchía (Vice Chair), Anderson, Flynn, Hernandez, Hopson, Parker, Veasey, Woolley

PUBLIC EDUCATION 463-0804

Eissler (Chair), Hochberg (Vice Chair), Allen, Aycock, Dutton, Farias, Jackson, Olivo, Patrick, Shelton, Weber

PUBLIC HEALTH 463-0806

Kolkhorst (Chair), Naishtat (Vice Chair), Coleman, J. Davis, Gonzales, Hopson, S. King, Laubenberg, McReynolds, Truitt, Zerwas

PUBLIC SAFETY 463-0133

Merritt (Chair), Frost (Vice Chair), Burnam, Driver, P. King, Lewis, Mallory Caraway, Rodriguez, Vo

REDISTRICTING 463-9948

Jones (Chair), Villareal (Vice Chair), Alvarado, Deshotel, Eissler, Harless, Hererro, Hilderbran, Keffer, Merritt, Peña, Pickett, Pitts, T. Smith, Veasey

RULES AND RESOLUTIONS 463-0812

McClendon (Chair), Crabb (Vice Chair), Anderson, Edwards, Farias, Kent, Kleinschmidt, Marquez, Rios Ybarra, Sheffield, Walle

STATE AFFAIRS 463-0814

Solomons (Chair), Menendez (Vice Chair), Cook, Craddick, Farabee, Gallego, Geren, Harless, Hilderbran, Jones, Lucio, Maldonado, Oliveira, Swinford, S. Turner

**HOUSE OF REPRESENTATIVES STANDING COMMITTEES
EIGHTY-FIRST TEXAS LEGISLATURE**

TECHNOLOGY, ECONOMIC DEVELOPMENT AND WORKFORCE 463-0794
Strama (Chair), Parker (Vice Chair), F. Brown, Button, Eissler, Gattis,
Harless, Ritter, Rodriguez

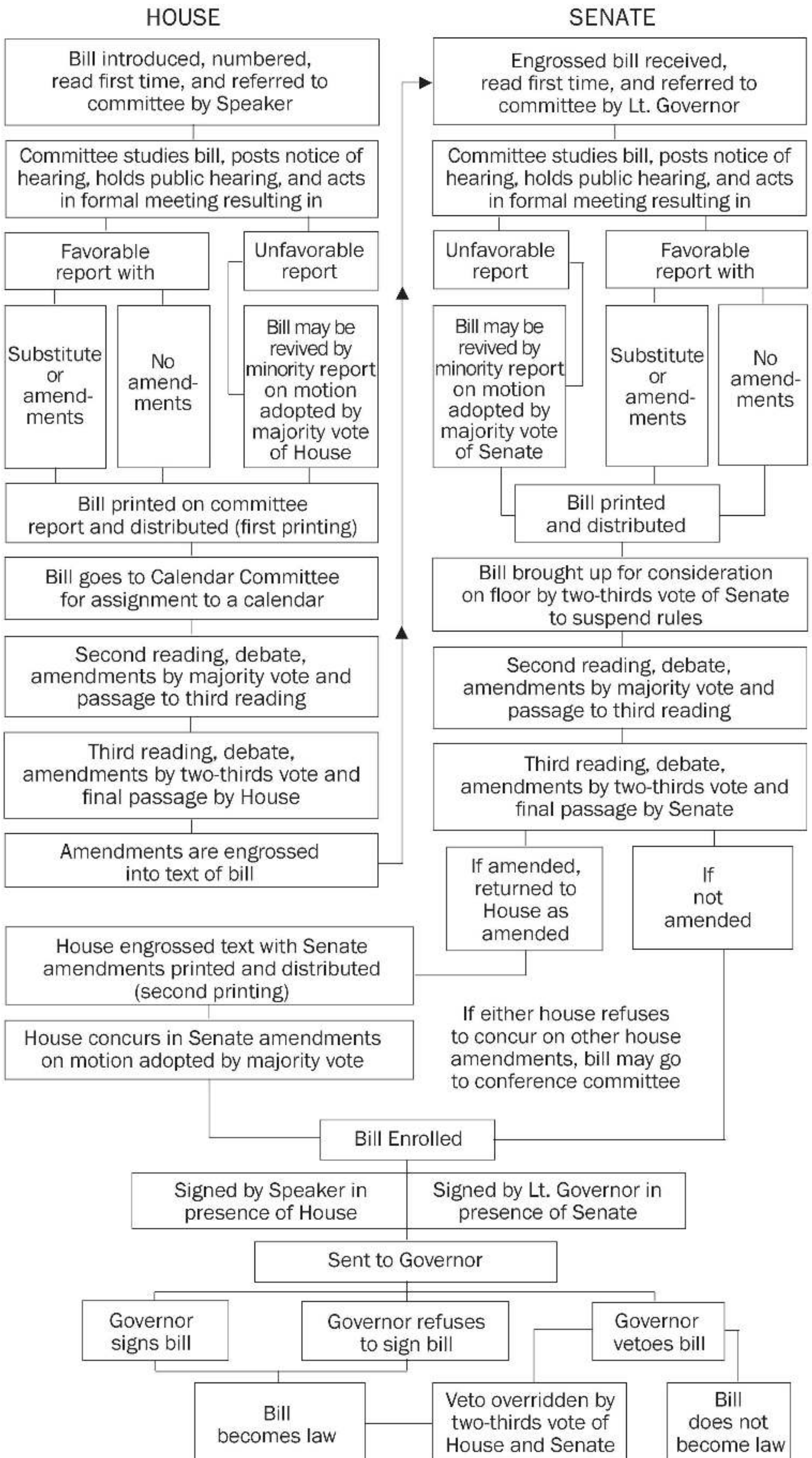
TRANSPORTATION 463-0818
Pickett (Chair), Phillips (Vice Chair), Callegari, Y. Davis, Dunnam, Guillen,
Harper-Brown, McClendon, Merritt, T. Smith, W. Smith

URBAN AFFAIRS 463-9904
Y. Davis (Chair), C. Howard (Vice Chair), Alvarado, Fletcher, Gutierrez,
Kent, Mallory Caraway, Miklos, Pierson, C. Turner, Walle

WAYS AND MEANS 463-0822
Oliveira (Chair), Otto (Vice Chair), Bohac, Hartnett, Hilderbran, C. Howard,
P. King, Paxton, Peña, Taylor, Villareal

BASIC STEPS IN THE TEXAS LEGISLATIVE PROCESS

This diagram displays the sequential flow of a bill from the time it is introduced in the House of Representatives to final passage and transmittal to the Governor. A bill introduced in the Senate would follow the same procedure in reverse.



TEXAS AT A GLANCE

The Republic of Texas was formed in 1836 and continued until 1845. Texas was admitted as the 28th state of the Union on December 29, 1845. The six flags under which Texas has been governed are Spanish (1519–1685, 1690–1821), French (1685–1690), Mexican (1821–1836), Republic of Texas (1836–1845), Confederate States (1861–1865), and United States (1845–1861, 1865–present).

GOVERNORS OF TEXAS

1846 TO PRESENT

J. Pickney Henderson	Feb. 19, 1846	to	Dec. 21, 1847
George T. Wood	Dec. 21, 1847	to	Dec. 21, 1849
Peter H. Bell	Dec. 21, 1849	to	Nov. 23, 1853
J. W. Henderson	Nov. 23, 1853	to	Dec. 21, 1853
Elisha M. Pease	Dec. 21, 1853	to	Dec. 21, 1857
Hardin R. Runnels	Dec. 21, 1857	to	Dec. 21, 1859
Sam Houston ¹	Dec. 21, 1859	to	Mar. 16, 1861
Edward Clark	Mar. 16, 1861	to	Nov. 7, 1861
Francis R. Lubbock	Nov. 7, 1861	to	Nov. 5, 1863
Pendleton Murrah ²	Nov. 5, 1863	to	Jun. 17, 1865
Andrew J. Hamilton	Jun. 17, 1865	to	Aug. 9, 1866
James W. Throckmorton	Aug. 9, 1866	to	Aug. 8, 1867
Elisha M. Pease ³	Aug. 8, 1867	to	Sep. 30, 1869
Edmund J. Davis	Jan. 8, 1870	to	Jan. 15, 1874
Richard Coke	Jan. 15, 1874	to	Dec. 1, 1876
Richard B. Hubbard	Dec. 1, 1876	to	Jan. 21, 1879
Oran M. Roberts	Jan. 21, 1879	to	Jan. 16, 1883
John Ireland	Jan. 16, 1883	to	Jan. 18, 1887
Lawrence Sullivan Ross	Jan. 18, 1887	to	Jan. 20, 1891
James S. Hogg	Jan. 20, 1891	to	Jan. 15, 1895
Charles A. Culberson	Jan. 15, 1895	to	Jan. 17, 1899

GOVERNORS OF TEXAS

1846 TO PRESENT (CONTINUED)

Joseph D. Sayers	Jan. 17, 1899	to	Jan. 20, 1903
S. W. T. Lanham	Jan. 20, 1903	to	Jan. 15, 1907
Thomas M. Campbell	Jan. 15, 1907	to	Jan. 17, 1911
Oscar B. Colquitt	Jan. 17, 1911	to	Jan. 19, 1915
James E. Ferguson ⁴	Jan. 19, 1915	to	Aug. 25, 1917
William P. Hobby	Aug. 25, 1917	to	Jan. 18, 1921
Pat M. Neff	Jan. 18, 1921	to	Jan. 20, 1925
Miriam A. Ferguson	Jan. 20, 1925	to	Jan. 17, 1927
Dan Moody	Jan. 17, 1927	to	Jan. 20, 1931
Ross S. Sterling	Jan. 20, 1931	to	Jan. 17, 1933
Miriam A. Ferguson	Jan. 17, 1933	to	Jan. 15, 1935
James V. Allred	Jan. 15, 1935	to	Jan. 17, 1939
W. Lee O'Daniel	Jan. 17, 1939	to	Aug. 4, 1941
Coke R. Stevenson	Aug. 4, 1941	to	Jan. 21, 1947
Beauford H. Jester	Jan. 21, 1947	to	Jul. 11, 1949
Allan Shivers	Jul. 11, 1949	to	Jan. 15, 1957
Price Daniel	Jan. 15, 1957	to	Jan. 15, 1963
John Connally	Jan. 15, 1963	to	Jan. 21, 1969
Preston Smith	Jan. 21, 1969	to	Jan. 16, 1973
Dolph Briscoe	Jan. 16, 1973	to	Jan. 16, 1979
William P. Clements	Jan. 16, 1979	to	Jan. 18, 1983
Mark White	Jan. 18, 1983	to	Jan. 20, 1987
William P. Clements	Jan. 20, 1987	to	Jan. 15, 1991
Ann W. Richards	Jan. 15, 1991	to	Jan. 17, 1995
George W. Bush ⁵	Jan. 17, 1995	to	Dec. 21, 2000
Rick Perry	Dec. 21, 2000	to	present

¹Resigned in opposition to Texas' secession from the United States.

²Administration terminated by the fall of the Confederacy.

³From Elisha M. Pease's resignation until the swearing-in of Edmund J. Davis, Texas had no presiding governor.

⁴Impeached.

⁵Resigned to become President of the United States.

HOW TEXAS RANKS

The following information depicting how Texas ranks with other states uses data drawn from a variety of sources. The information provided is the most current available. Percentages are rounded to one decimal place, if available. Values are ranked highest (1) to lowest (50).

CATEGORY / ITEM	TEXAS' VALUE AND RANKING	
AGRICULTURE		
2007 Number of Farms	229,000	1
2007 Farmland in Acres	129,500,000	1
2007 Farm Income: Livestock	\$11,386,493,000	1
2007 Number of Cattle on Farms	13,600,000	1
2007 Farm Income: Government Payments	\$1,347,835,000	1
2007 Farm Income: Net	\$7,181,007,243	2
2007 Farm Income: Crops	\$7,688,334	4
2008 Acres Planted	22,439,000	5
2008 Acres Harvested	17,430,000	7
2007 Milk Production (pounds)	7,379,000,000	8
2007 Average Number of Acres Per Farm	566	13
2008 Net Farm Income Per Capita	\$132	33
CRIME AND LAW ENFORCEMENT		
2007 Adults on State Probation	434,309	2
2007 Prisoners in State Correctional Institutions	171,790	2
2007 Adults Under State Parole Supervision	101,748	2
2007 State Prisoners Under Death Sentence	372	3
2007 Prison Inmates Per 100,000 Population	669	3
2007 Inmates Under Age 18 Held in State Prisons	150	4
2007 Crimes Per 100,000 Population	4,631.8	6
2007 State and Local Government Corrections Employment Per 10,000 Population	30.7	6
2007 Burglaries Per 100,000 Population	955.1	11
2007 Motor Vehicle Thefts Per 100,000 Population	392.8	12
2007 Incidence of Rape Per 100,000 Population	35.3	17
2007 Murders Per 100,000 Population	5.9	19

CATEGORY / ITEM	TEXAS' VALUE AND RANKING	
CRIME AND LAW ENFORCEMENT (CONTINUED)		
2007 Percentage of Murders Involving Firearms	66.7	19
2006 State and Local Per Capita Expenditures for Corrections	\$190	21
2007 Reported Juvenile Violent Crime Arrests Per 100,000 Youths 17 and Under	190.1	27
DEFENSE		
2006 Number of Active-Duty Military Personnel	119,176	3
2006 US Department of Defense Domestic Expenditures	\$39,177,926,000	3
2006 US Department of Defense Civilian Personnel	41,462	3
2008 Number of Veterans	1,705,311	3
ECONOMY		
2007 Gross Domestic Product	\$1,141,965,000,000	2
2008 Personal Income Per Capita	\$38,575	23
2007 Median Household Income	\$44,861	37
2008 Personal Bankruptcies per 100,000 Population	168	47
EDUCATION		
2007 Number of Public Elementary and Secondary School Districts	1,033	1
2009 Estimated Number of Public School Teachers	321,729	1
2007 Number of Public Elementary and Secondary Schools	8,630	2
2007 Enrollment in Public Elementary and Secondary Schools	4,521,527	2
2007 Percentage of Public Higher Education Enrollment	88.1	9
2007 Percent of High School Students Who Played on One or More Sports Teams	57.7	11
2007 Pupil-Teacher Ratio in Public Elementary and Secondary Schools	14.8 : 1	24
2007 Average Faculty Salary at Institutions of Higher Education	\$63,709	25
2007 Percentage of Population With a Bachelor's Degree or More	25.2	31
2007 Estimated Average Salary of Public School Teachers	\$46,179	39
2006 Percentage of Elementary and Secondary School Students in Private Schools	5.0	41

CATEGORY / ITEM	TEXAS' VALUE AND RANKING	
EDUCATION (CONTINUED)		
2007 Percentage of Private Higher Education Enrollment	11.9	42
2009 Estimated Public High School Graduation Rate	61.3	43
2009 State and Local Expenditures Per Pupil in Public Schools	\$8,307	44
2007 State Aid Per Pupil in Average Daily Attendance	\$3,534	47
2007 Public Library Visits Per Capita	3.3	48
2007 Percentage of Population Graduated from High School	79.1	49
EMPLOYMENT AND LABOR		
2008 Civilian Labor Force	11,853,800	2
2008 Annual Job Growth	1.5	2
2008 Civilian Unemployment	711,800	3
2007 Average Annual Pay	\$44,695	12
2008 Percentage Employees ¹ in Construction	6.2	12
2008 Percentage Employees ¹ in Trade, Transportation and Public Utilities	20.1	14
2008 Percentage Employees ¹ in Professional and Business Services	12.8	15
2008 Percentage Employees ¹ in Financial Activities	6.1	15
2008 Percentage Employees ¹ in Leisure and Hospitality	9.7	22
2008 Average Hourly Earnings	\$18.90	24
2008 Percentage Employees ¹ in Manufacturing	8.6	31
2008 Percentage Employees ¹ in Government	16.6	33
2008 Percentage Unemployment Rate	6.0	34
2008 Average Hourly Earnings of Production Workers on Manufacturing Payrolls	\$15.88	36
2009 Cost of Living Index (US=100)	90.5	47
2007 Civilian Labor Force: Percentage Women	44.4	47
ENVIRONMENT AND ENERGY		
2008 Crude Oil Production (barrels per day)	1,087,000	1
2007 Natural Gas Marketed (trillion cubic feet)	6.1	1
2007 Per Capita Electricity Consumption (trillion BTUs)	1,173.10	1
2007 Per Capita Energy Expenditures	\$5,899	5
2007 Per Capita Energy Consumption (in million BTUs)	496,340,000	5

CATEGORY / ITEM	TEXAS' VALUE AND RANKING	
ENVIRONMENT AND ENERGY (CONTINUED)		
2007 Number of Hazardous Waste Sites on the National Priority List	49	7
2007 Electricity Prices Per Kilowatt Hour	\$10.11	15
2007 State Parks, Recreation Areas, and Natural Areas	111	18
2007 Per Capita Gasoline Used (gallons)	504	23
2009 Residential Natural Gas Prices Per Thousand Cubic Feet	\$16.13	28
FEDERAL GOVERNMENT FINANCE		
2007 Federal Corporate Income Tax Collections	\$41,823,425,000	2
2007 Individual Income Tax Collections	\$160,306,445,000	3
2007 Average Federal Individual Income Tax Refund	\$2,733	6
2005 Federal Government Civilian Employment Per 10,000 Population	49	30
2007 Per Capita Federal Government Expenditures	\$7,204	42
GEOGRAPHY		
2007 Hazardous Weather Fatalities	71	1
Land Area (square miles)	261,797	2
Lowest Elevation (feet)	0	3
Normal Daily Mean Temperature (NF)	66.3	6
2008 Number of Tornadoes	98	8
Percentage of Sunny Days	65.3	10
Highest Elevation (Guadalupe Peak, feet)	8,749	14
Approximate Mean Elevation (feet)	1,700	17
Average Wind Speed (m.p.h.)	9.0	24
HEALTH		
2007 Percentage of Population Not Covered by Health Insurance	24.4	1
2007 Birth Rate Per 1,000 Population	17.0	2
2006 Teenage Birth Rate Per 1,000 Teenage Women	63.1	3
2006 Fertility Rate (Live Births Per 1,000 Women Aged 15-44)	78.8	4
2005 Number of Deaths from AIDS	980	4
2006 Number of New AIDS Cases	2,998	4

CATEGORY / ITEM	TEXAS' VALUE AND RANKING	
-----------------	-----------------------------	--

HEALTH (CONTINUED)

2007 Percentage of Adults Overweight or Obese	65.8	6
2006 Births to Teen Mothers as Percentage of All Live Births	13.3	7
2007 Percentage of Adults with High Cholesterol	38.5	14
2006 Births to Unmarried Women as Percentage of All Births	39.4	19
2006 Age-adjusted Death Rate Per 100,000 Population	784.8	21
2006 Percentage Low Birthweight Babies	8.4	21
2006 Percentage of Adults 65 or Older Who Have Lost All of Their Natural Teeth	18.6	27
2007 Percentage of Adults Who Smoke	19.3	30
2008 Percentage of Population Enrolled in a Health Maintenance Organization	16.1	31
2007 Hospital Beds Per 100,000 Population	244	33
2005 Age-adjusted Suicides Per 100,000	10.9	35
2006 Infant Mortality Rate Per 1,000 Live Births	6.2	32
2007 Physicians Per 100,000 Population	237	42
2008 New Cancer Cases Per 100,000 Population	395.9	45
2008 Estimated Deaths from Cancer Per 100,000 Population	143.7	47

HOUSING

2007 Number of Households	8,244,022	2
2007 Number of Persons Per Household	2.83	4
2007 Home Ownership Rate (percent)	66.0	42

POPULATION

2008 Population	24,326,974	2
2008 Male Population	12,143,558	2
2008 Female Population	12,183,416	2
2009 Population per State Legislator	134,403	2
2008 Percentage of Population Hispanic	36.5	3
2000–2030 Percentage Population Change (projected)	59.8	5
1998–2008 Percentage Population Change	23.4	7
2008 Percentage of Population Asian/Pacific Islander	3.6	14
2007 Marriages Per 1,000 Population	7.5	17
2008 Percentage of Population Black	11.9	18

CATEGORY / ITEM	TEXAS' VALUE AND RANKING	
POPULATION (CONTINUED)		
2008 Percentage of Population Native American	0.8	22
2008 Population Per Square Mile	92.9	26
2007 Percentage of State Legislators Female	19.3	33
2008 Percentage Rural Population	12.3	39
2008 Percentage of Eligible Voters Reported Registered	67.3	43
2007 Annual Salary of State Legislators	\$7,200	45
2008 Percentage of Eligible Population Voting	56.1	45
2008 Percentage of Population Age 65 and Over	10.2	47
2008 Median Age	33.2	49
SCIENCE AND TECHNOLOGY		
2008 Utility Patents Issued to State Residents	5,712	2
2007 Science and Engineering Doctorates Awarded	2,101	3
2007 Percentage of Science and Engineering Employees as a Share of Total Workforce	6.0	12
2007 Percentage of Households with Broadband Internet	47.6	31
2007 Percentage of Population Using the Internet	68.1	36
SOCIAL WELFARE		
2007 Child Support Collections	\$2,233,345,738	1
2007 Percentage of Population in Poverty	16.4	3
2007 Percentage of Children in Poverty	23.2	7
2007 Percentage of Senior Citizens in Poverty	12.0	8
2008 Percentage of Population Receiving Supplemental Nutrition Assistance Program Benefits	10.4	16
2006 Percentage of Population Receiving Public Aid	2.9	23
2006 Average Monthly Social Security Payment	\$920.00	39
2006 Average Monthly TANF Assistance per Family	\$195.01	45
2007 Percentage of Population Enrolled in Medicare	11.3	48
STATE AND LOCAL GOVERNMENT FINANCE		
2007 Number of Local Government Employees	1,053,991	2
2007 Number of State Government Employees	222,929	3
2007 Share of State and Local Employees Who Work in Local Governments (percent)	78.4	5
2007 Local Government Employees Per 10,000 Population	442	6

CATEGORY / ITEM	TEXAS' VALUE AND RANKING	
STATE AND LOCAL GOVERNMENT FINANCE (CONTINUED)		
2007 State and Local Property Tax Revenue as a Percentage of All Revenue	17.5	6
2007 Per Capita State and Local Sales Tax Revenue	\$1,608	8
2009 State Sales Tax Rate	6.25	9
2007 Per Capita State and Local Property Tax Revenue	\$1,434	15
2007 Per Capita State General Sales Tax Revenue	\$857	16
2009 State Cigarette Tax Per Pack	\$1.41	17
2007 Per Capita Local Government Expenditure	\$4,361	22
2009 State Gasoline Tax Rate Per Gallon	\$0.20	29
2007 Average Annual Earnings of Full-time State and Local Government Employees	\$40,795	34
2007 Per Capita State and Local Government Tax Revenue	\$3,441	35
2007 Per Capita State and Local Government Revenue from Federal Government	\$1,294	40
2007 Per Capita State and Local Government Revenue	\$8,212	43
2007 State Government Employees Per 10,000 Population	122	45
2007 Per Capita State Government Revenue	\$4,812	47
2007 State Tax Revenue as Percentage of Personal Income	4.6	48
2007 Per Capita State Government Tax Revenue	\$1,691	48
2007 Per Capita State Government Debt Outstanding	\$1,003	49
2007 Per Capita State Government Expenditures	\$3,801	50
TRANSPORTATION		
2007 Interstate Highway Mileage	3,233	1
2007 Public Road and Street Mileage	305,854	1
2007 Vehicle-miles of Travel	243,443,000,000	2
2007 Number of Highway Fatalities	3,363	2
2007 Alcohol-related Deaths as Percentage of All Highway Fatalities	44	8
2007 Safety Belt Usage Rate (percent)	91.8	8
2007 Annual Miles Per Vehicle	13,188	16
2007 Traffic Deaths Per 100 Million Vehicle-miles Traveled	1.38	25
2009 Per Capita Federal Highway Funding	\$122	28
2007 Per Capita State Government Spending on Highways	\$341	28
2007 Vehicle-miles of Travel Per Capita	10,184	32
2007 Licensed Drivers Per 1,000 Driving-age Population	844	41

CATEGORY / ITEM	TEXAS' VALUE AND RANKING	
BORDER FACTS		
Length of Border Shared with Mexico (miles)	1,248	
2008 Value of Texas Exports to Mexico	\$62,088,428,516	1
2008 Mexico's Percentage of Texas' Total Exports	32.3	
Number of Counties in the South Texas/ Mexican Border Region of Texas ²	43	
2008 Population in South Texas/Mexican Border Region of Texas ²	4,717,767	
2008 Percentage of Population that is 5 to 17 Years Old ²	21.1	
2007 Average Annual Wage per Job ²	\$30,214	
2007 Per Capita Personal Income ²	\$24,537	

¹Nonfarm employees.

²The South Texas/Mexican Border Region of Texas includes the following counties: Atascosa, Bandera, Bexar, Brewster, Brooks, Cameron, Crockett, Culberson, Dimmit, Duval, Edwards, El Paso, Frio, Hidalgo, Hudspeth, Jeff Davis, Jim Hogg, Jim Wells, Kenedy, Kerr, Kimble, Kinney, Kleberg, La Salle, Live Oak, Maverick, McMullen, Medina, Nueces, Pecos, Presidio, Real, Reeves, San Patricio, Starr, Sutton, Terrell, Uvalde, Val Verde, Webb, Willacy, Zapata, and Zavala.

SOURCES: Texas Legislative Budget Board, Texas Comptroller of Public Accounts, U.S. Census Bureau, CQ Press, U.S. Department of Agriculture, U.S. Department of Education, U.S. Department of Energy, U.S. Department of Commerce, U.S. Department of Labor, U.S. Department of Transportation, National Conference of State Legislatures, National Education Association, National Science Foundation, Centers for Disease Control and Prevention, Federation of Tax Administrators, World Institute for Social and Economic Research, Council for Community and Economic Research.

STATE HOLIDAYS, 2010

New Year's Day	January 1, 2010
Martin Luther King, Jr. Day	January 18, 2010
Confederate Heroes' Day	January 19, 2010
Presidents' Day	February 15, 2010
Texas Independence Day	March 2, 2010
Cesar Chavez Day	March 31, 2010
Good Friday	April 2, 2010
San Jacinto Day	April 21, 2010
Memorial Day	May 31, 2010
Emancipation Day	June 19, 2010
Independence Day	July 4, 2010
LBJ's Birthday	August 27, 2010
Labor Day	September 6, 2010
Rosh Hashanah	September 9-10, 2010
Yom Kippur	September 18, 2010
Veterans' Day	November 11, 2010
Thanksgiving Holiday	November 25-26, 2010
Christmas Eve	December 24, 2010
Christmas Day	December 25, 2010

STATE SYMBOLS

Amphibian	Texas toad
Bird	Mockingbird
Bread	Pan de campo
Dinosaur	Paluxysaurus Jonesi
Dish	Chili
Epic poem	"Legend of Old Stone Ranch" by John Worth Cloud
Fiber and fabric	Cotton
Fish	Guadalupe bass
Flower	Bluebonnet
Flying mammal	Mexican free-tail bat
Folk dance	Square dance
Fruit	Texas red grapefruit
Gem	Blue topaz
Grass	Sideoats Grama
Horse	American quarter horse
Insect	Monarch butterfly
Large mammal	Longhorn
Motto	"Friendship"
Musical instrument	Guitar
Native pepper	Chiltepín
Pepper	Jalapeño
Plant	Prickly pear cactus
Precious metal	Silver
Reptile	Horned lizard
Seashell	Lightning whelk
Small mammal	Armadillo
Snack	Tortilla chips and salsa
Song	Texas, Our Texas
Sport	Rodeo
Stone	Petrified palmwood
Tie	Bolo
Tree	Pecan
Vegetable	Texas sweet onion
Vehicle	Chuck wagon

POPULATION

TEXAS POPULATION COMPARED WITH THE U.S.

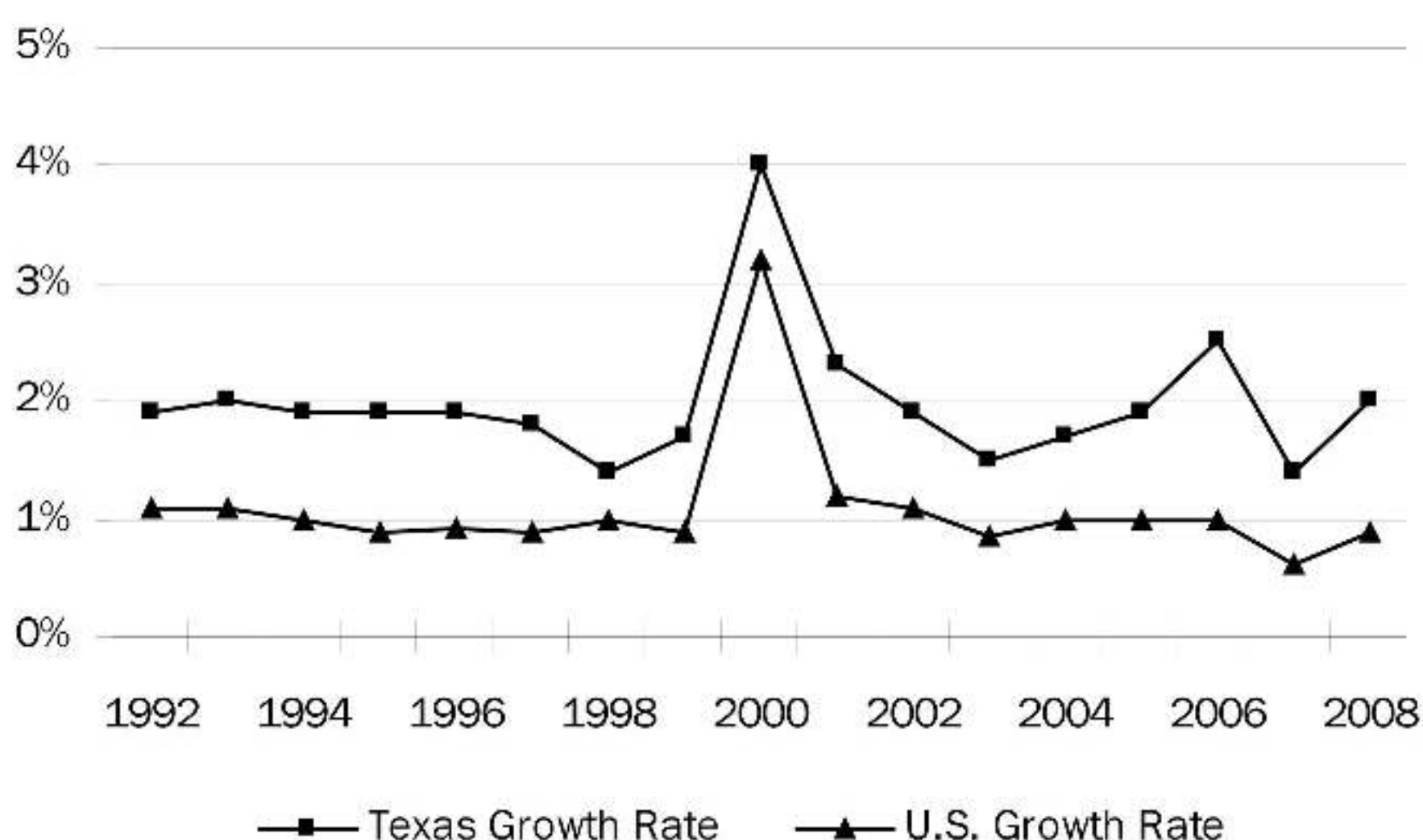
IN THOUSANDS

YEAR AS OF JULY 1	TEXAS POPULATION	U.S. POPULATION	TEXAS AS A % OF THE U.S.
1980	14,338	227,225	6.3
1981	14,746	229,466	6.4
1982	15,331	231,664	6.6
1983	15,752	233,792	6.7
1984	16,007	235,825	6.8
1985	16,273	237,924	6.8
1986	16,561	240,133	6.9
1987	16,622	242,289	6.9
1988	16,667	244,499	6.8
1989	16,807	246,819	6.8
1990	17,046	249,440	6.8
1991	17,358	252,124	6.9
1992	17,680	255,002	6.9
1993	18,035	257,752	7.0
1994	18,384	260,292	7.1
1995	18,738	262,761	7.1
1996	19,091	265,179	7.2
1997	19,439	267,636	7.3
1998	19,712	270,248	7.3
1999	20,044	272,691	7.4
2000	20,852	281,422	7.4
2001	21,325	284,797	7.5
2002	21,779	288,368	7.6
2003	22,103	290,789	7.6
2004	22,490	293,655	7.7
2005	22,929	296,507	7.7
2006	23,508	299,398	7.7
2007	23,843	301,290	7.8
2008	24,327	304,060	8.0

SOURCE: U.S. Census Bureau.

POPULATION

TEXAS AND THE U.S. ANNUAL POPULATION GROWTH RATES



IN THOUSANDS

YEAR AS OF JULY 1	TEXAS POPULATION	% TEXAS GROWTH RATE	U.S. POPULATION	% U.S. GROWTH RATE
1980	14,338	NA	227,225	NA
1981	14,746	2.8	229,466	1.0
1982	15,331	4.0	231,664	1.0
1983	15,752	2.7	233,792	0.9
1984	16,007	1.6	235,825	0.9
1985	16,273	1.7	237,924	0.9
1986	16,561	1.8	240,133	0.9
1987	16,622	0.4	242,289	0.9
1988	16,667	0.3	244,499	0.9
1989	16,807	0.8	246,819	0.9
1990	17,046	1.4	249,440	1.1
1991	17,358	1.8	252,124	1.1
1992	17,680	1.9	255,002	1.1
1993	18,035	2.0	257,752	1.1
1994	18,384	1.9	260,292	1.0
1995	18,737	1.9	262,761	0.9
1996	19,091	1.9	265,179	0.9
1997	19,439	1.8	267,636	0.9
1998	19,712	1.4	270,248	1.0
1999	20,044	1.7	272,691	0.9
2000	20,852	4.0	281,422	3.2
2001	21,325	2.3	284,797	1.2
2002	21,779	1.9	288,368	1.1
2003	22,103	1.5	290,789	0.8
2004	21,490	1.7	293,655	1.0
2005	22,929	1.9	296,507	1.0
2006	23,508	2.5	299,398	1.0
2007	23,843	1.4	301,290	0.6
2008	23,327	2.0	304,060	0.9

NOTE: Data from 1991-1999 and 2001-2008 are estimates; data for 2000 reflects actual counts from The Decennial Census.

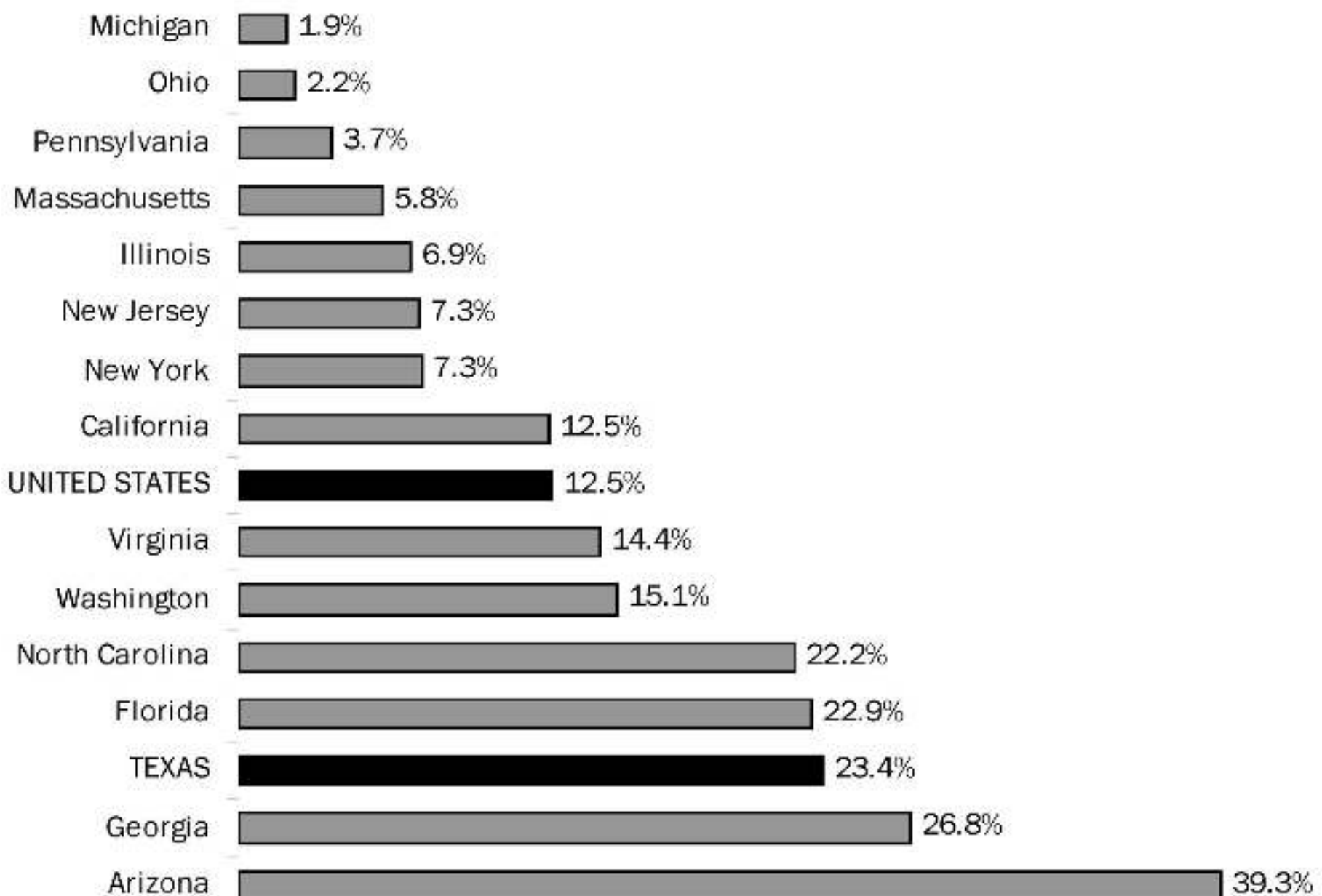
SOURCE: U.S. Census Bureau.

POPULATION

RESIDENT POPULATION 15 MOST-POPULOUS STATES

STATE	POPULATION		CHANGE	
	JULY 1, 1998	JULY 1, 2008	POPULATION	%
California	32,682,794	36,756,666	4,073,872	12.5
TEXAS	19,712,389	24,326,974	4,614,585	23.4
New York	18,159,175	19,490,297	1,331,122	7.3
Florida	14,908,230	18,328,340	3,420,110	22.9
Illinois	12,069,774	12,901,563	831,789	6.9
Pennsylvania	12,002,329	12,448,279	445,950	3.7
Ohio	11,237,752	11,485,910	248,158	2.2
Michigan	9,820,231	10,003,422	183,191	1.9
Georgia	7,636,522	9,685,744	2,049,222	26.8
North Carolina	7,545,828	9,222,414	1,676,586	22.2
New Jersey	8,095,542	8,682,661	587,119	7.3
Virginia	6,789,225	7,769,089	979,864	14.4
Washington	5,687,832	6,549,224	861,392	15.1
Arizona	4,667,277	6,500,180	1,832,903	39.3
Massachusetts	6,144,407	6,497,967	353,560	5.8
U.S. TOTAL	270,248,003	304,059,724	33,811,721	12.5

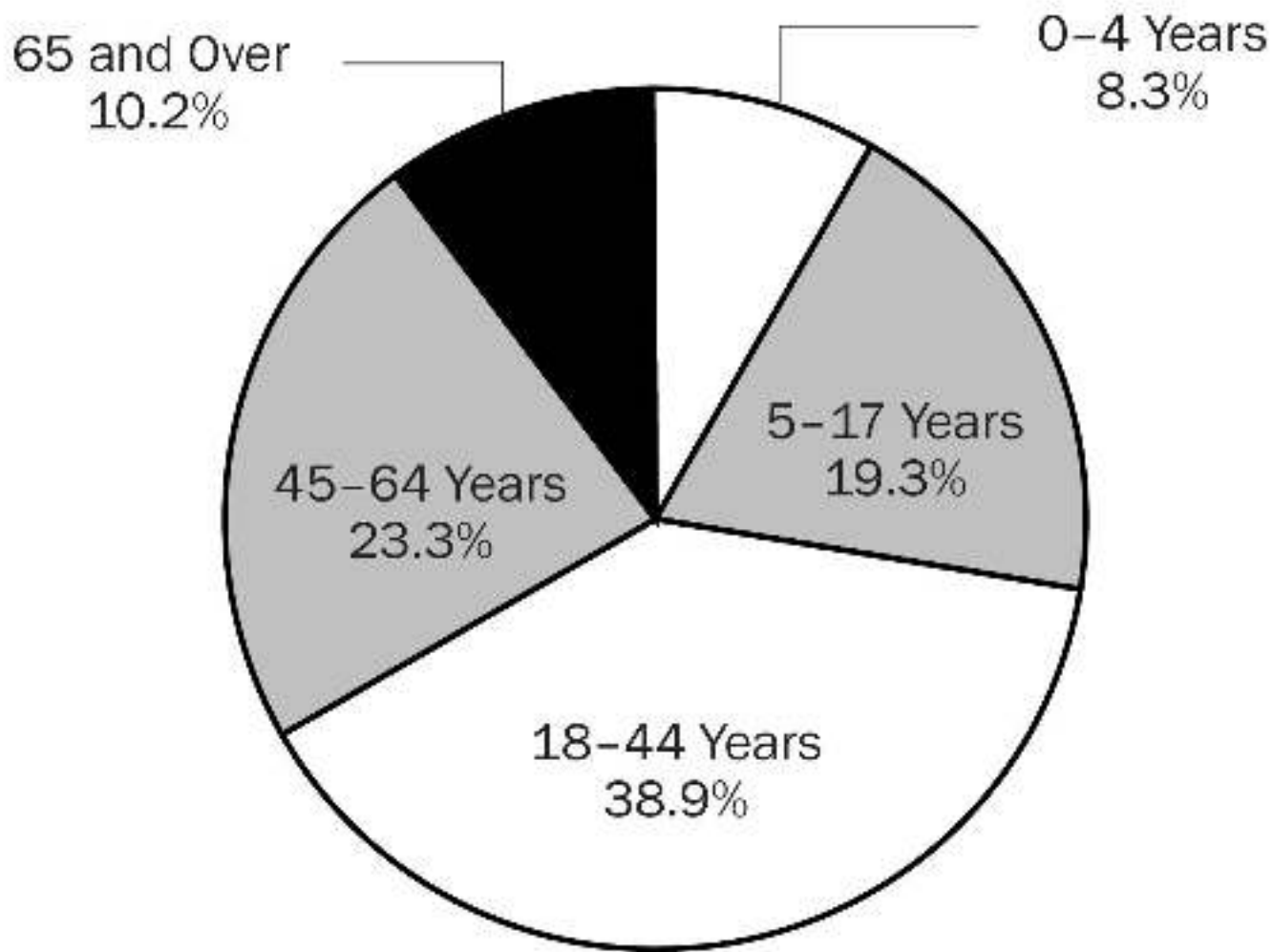
PERCENTAGE CHANGE IN POPULATION FROM 1998 TO 2008



SOURCE: U.S. Census Bureau.

POPULATION

TEXAS RESIDENT POPULATION,
BY AGE GROUP
JULY 1, 2008



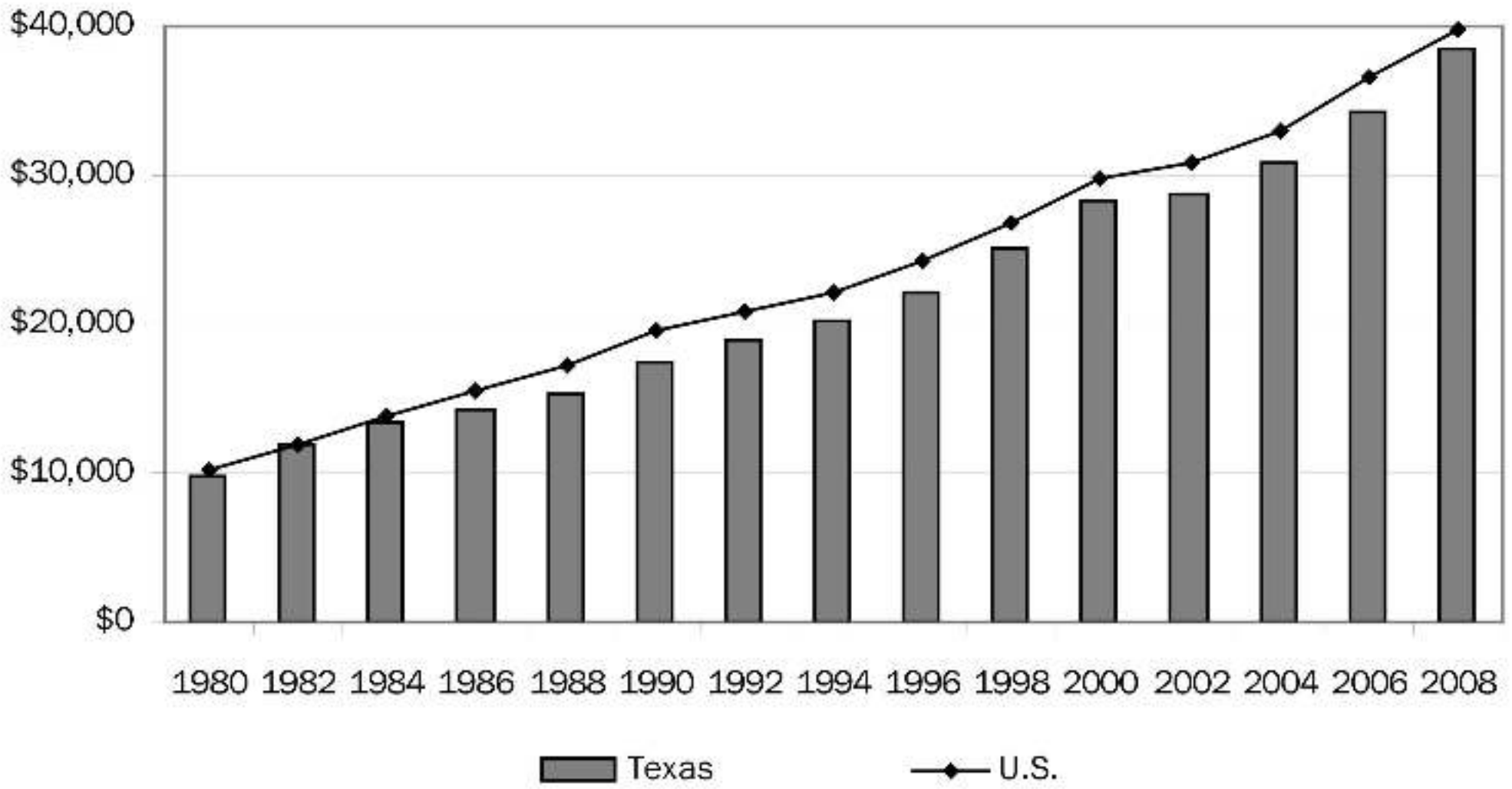
IN THOUSANDS

AGE GROUP	JULY 1, 1998	JULY 1, 2008	CHANGE FROM 1998	
			POPULATION	%
0-4	1,625	2,027	402	24.8
5-17	4,031	4,698	668	16.6
18-44	8,074	9,472	1,399	17.3
45-64	3,989	5,657	1,668	41.8
65 and Over	1,994	2,472	478	24.0
TOTAL	19,712	24,327	4,615	23.4

SOURCE: U.S. Census Bureau.

INCOME

PER CAPITA PERSONAL INCOME
TEXAS AND THE U.S.




CALENDAR YEAR	TEXAS PERSONAL INCOME	U.S. PERSONAL INCOME	TEXAS AS A % OF THE U.S.
1980	\$9,880	\$10,114	97.7
1981	11,344	11,246	100.9
1982	11,987	11,935	100.4
1983	12,372	12,618	98.1
1984	13,471	13,891	97.0
1985	14,272	14,758	96.7
1986	14,215	15,442	92.1
1987	14,479	16,240	89.2
1988	15,325	17,331	88.4
1989	16,312	18,520	88.1
1990	17,421	19,477	89.4
1991	17,929	19,892	90.1
1992	18,916	20,854	90.7
1993	19,503	21,346	91.4
1994	20,189	22,172	91.1
1995	21,003	23,076	91.0
1996	22,120	24,175	91.5
1997	23,616	25,334	93.2
1998	25,186	26,883	93.7
1999	26,250	27,393	94.0
2000	28,310	29,843	94.9
2001	29,012	30,562	94.9
2002	28,793	30,795	93.5
2003	29,340	31,466	93.2
2004	30,887	32,072	93.4
2005	33,160	34,685	95.6
2006	35,058	36,629	95.7
2007	37,083	38,615	96.0
2008	38,575	39,751	97.0

SOURCE: U.S. Department of Commerce.

INCOME

PER CAPITA PERSONAL INCOME, 2008 15 MOST-POPULOUS STATES



50-STATE RANKING	STATE	PER CAPITA PERSONAL INCOME
2	New Jersey	\$50,919
3	Massachusetts	50,735
6	New York	48,076
8	Virginia	42,876
11	California	42,696
12	Illinois	42,397
14	Washington	42,356
19	Pennsylvania	40,265
21	Florida	39,070
23	TEXAS	38,575
32	Ohio	35,511
28	Michigan	35,299
36	North Carolina	34,439
40	Georgia	33,975
42	Arizona	32,953
1	Highest: Connecticut	\$56,248
50	Lowest: Mississippi	\$29,569
	UNITED STATES	\$39,751

SOURCE: U.S. Department of Commerce.

REVENUE

BIENNIAL REVENUE ESTIMATE STATE REVENUE, BY SOURCE

IN MILLIONS

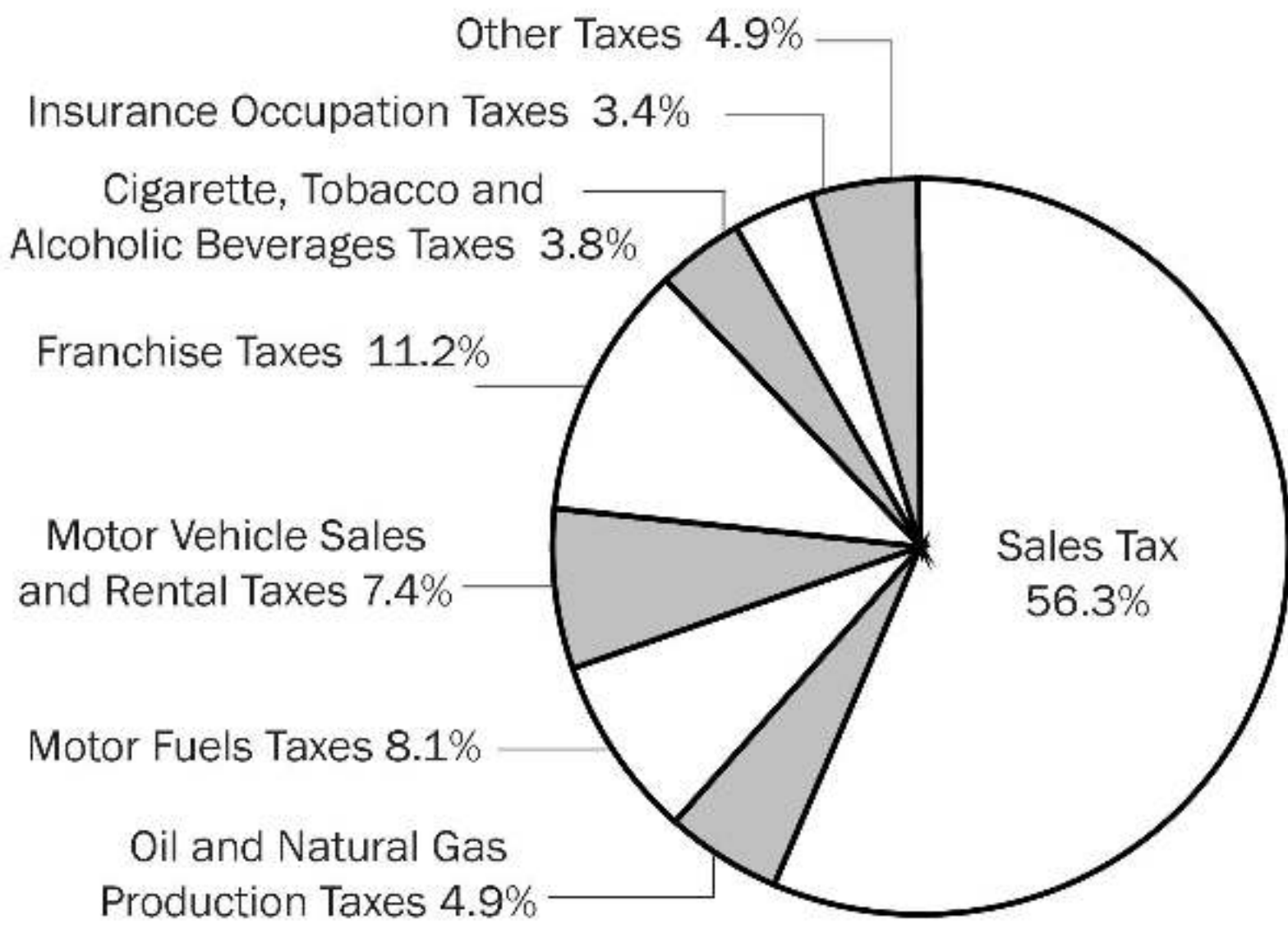
SOURCE	2008-09 BIENNIUM	2010-11 BIENNIUM	% CHANGE
REVENUE			
Tax collections	\$79,180.4	\$77,726.7	(0.2)
Federal receipts	57,098.3	67,335.5	17.9
Fees, fines, licenses, and penalties	17,426.0	13,795.1	(20.8)
Interest and investment income	3,655.6	6,309.3	72.6
Lottery	3,179.4	3,194.0	(0.5)
Land income	1,838.1	1,740.5	(5.3)
Other revenue sources	8,890.8	10,215.2	14.9
TOTAL, NET REVENUE	\$171,268.5	\$180,316.2	5.3
TAX COLLECTIONS			
Sales Tax	\$42,618.2	\$43,788.5	2.8
Oil Production & Regulation Taxes	2,321.4	1,829.6	(21.2)
Natural Gas Production Tax	4,092.4	1,993.7	(51.3)
Motor Fuels Taxes	6,134.3	6,300.1	2.7
Motor Vehicle Sales & Rental	5,942.5	5,710.5	(3.9)
Corporation Franchise Taxes	8,701.7	8,702.3	<0.1
Cigarette & Tobacco Taxes	3,003.7	2,957.7	(1.5)
Alcoholic Beverage Taxes	1,581.0	1,703.2	7.7
Insurance Occupation Taxes	2,707.5	2,677.2	(1.1)
Utility Taxes	1,022.8	1,045.3	2.2
Inheritance Tax	7.6	0.0	(100.0)
Hotel-Motel Tax	714.5	724.8	1.5
Other Taxes	332.9	293.9	(11.7)
TOTAL, TAX COLLECTIONS	\$79,180.4	\$77,726.7	(1.8)

NOTE: Totals may not sum due to rounding.

SOURCE: Comptroller of Public Accounts.

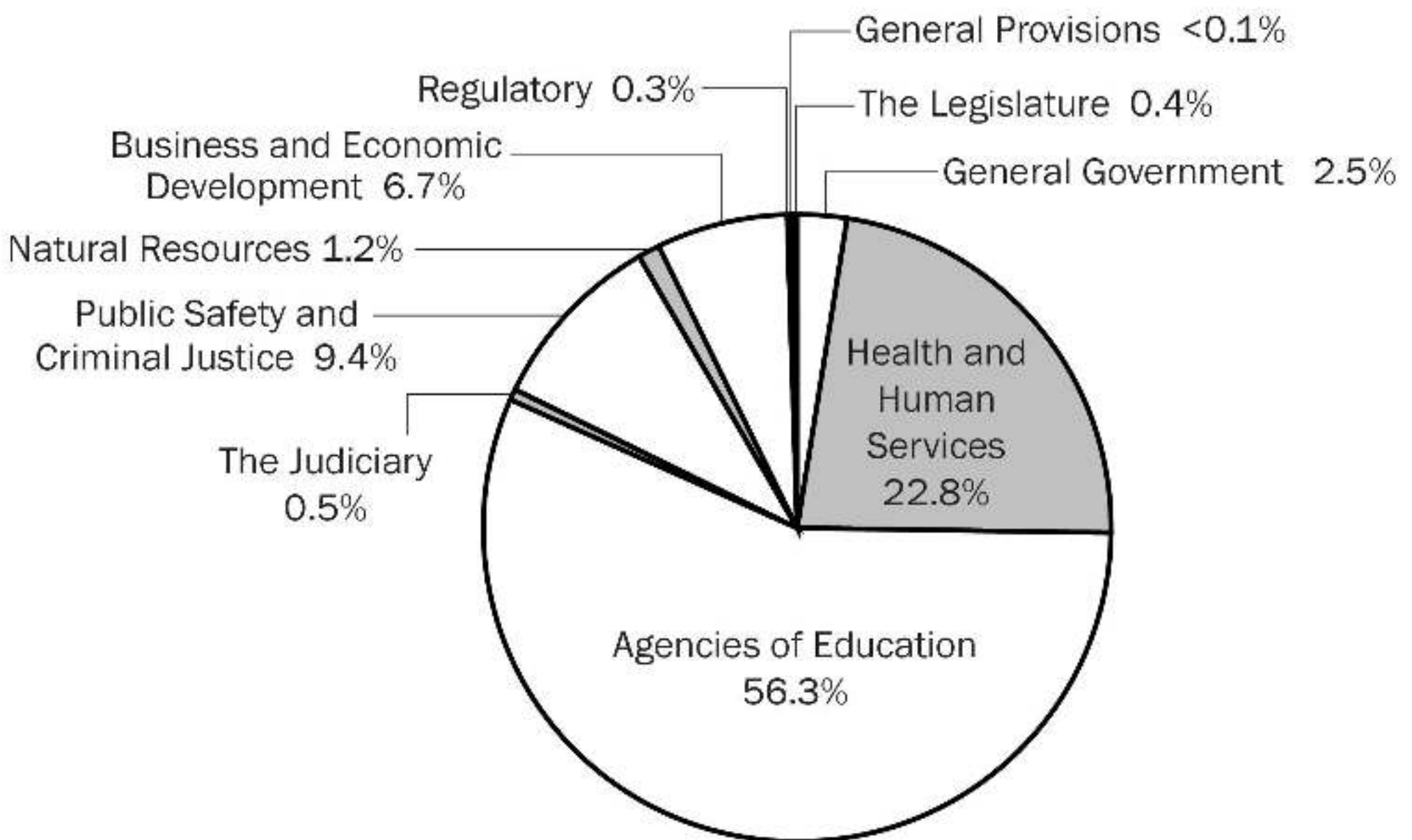
REVENUE

WHERE YOUR STATE TAX DOLLAR COMES FROM 2010-11 BIENNIUM



TOTAL = \$77,726.7 MILLION

WHERE YOUR STATE TAX DOLLAR GOES 2010-11 BIENNIUM



TOTAL = \$77,726.7 MILLION


NOTE: Percentages calculated based on constitutionally and statutorily dedicated tax revenues and appropriations in the 2010-11 General Appropriations Act, as modified by other legislation.

SOURCES: Legislative Budget Board; Comptroller of Public Accounts.

REVENUE

STATE TAX REVENUE, 2007 15 MOST-POPULOUS STATES

PER \$1,000 OF PERSONAL INCOME



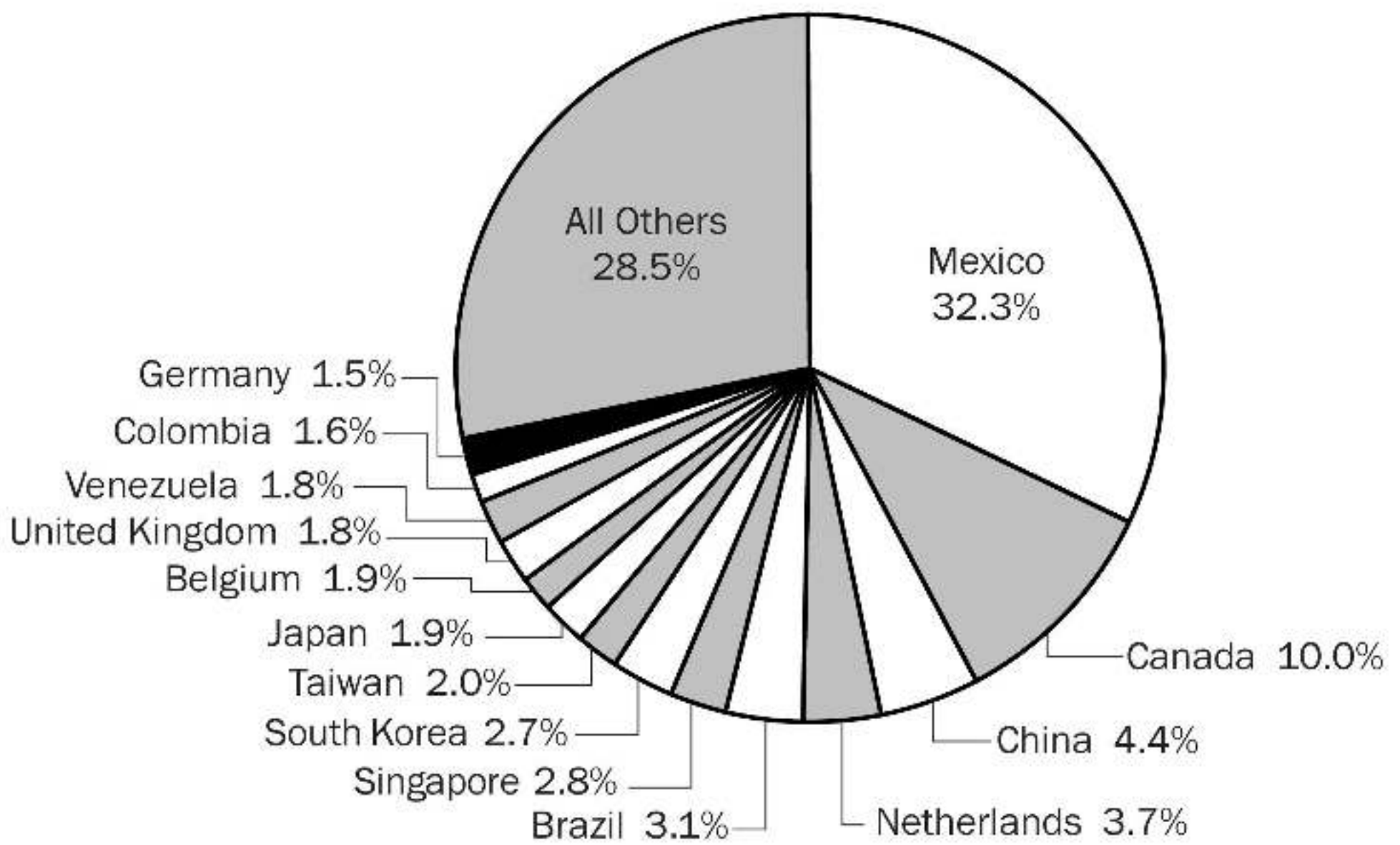
STATE TAX REVENUE

STATE	PER \$1,000 OF PERSONAL INCOME	PER CAPITA PERSONAL INCOME	AS % OF STATE-LOCAL REVENUE
Arizona	\$59.43	\$1,951.17	62.2%
California	75.45	3,154.06	70.1
Florida	51.11	1,963.69	53.6
Georgia	56.96	1,908.05	58.6
Illinois	58.13	2,384.10	58.6
Massachusetts	65.22	3,195.31	67.5
Michigan	68.94	2,373.06	66.2
New Jersey	67.94	3,363.73	61.5
New York	70.12	3,250.84	51.1
North Carolina	74.13	2,500.97	75.3
Ohio	62.71	2,161.64	57.4
Pennsylvania	64.00	2,482.92	62.9
TEXAS	45.60	1,690.81	53.2
Virginia	57.81	2,412.22	61.8
Washington	66.58	2,743.27	70.3
UNITED STATES	64.45	2,488.58	62.7
TEXAS AS % OF U.S.	70.8%	67.9%	84.9%

SOURCES: U.S. Census Bureau; U.S. Department of Commerce.

EXPORTS

TEXAS' EXPORT MARKETS
CALENDAR YEAR 2008



TOTAL = \$192.1 BILLION

EXPORT TOTALS
15 MOST POPULOUS STATES

IN BILLIONS

STATE	EXPORTS 2007	EXPORTS 2008	% CHANGE
TEXAS	\$168.2	\$192.1	14.2
California	134.3	144.8	7.8
New York	71.1	79.6	11.9
Washington	66.4	66.9	0.8
Florida	44.9	54.3	21.0
Illinois	48.9	53.4	9.3
Ohio	42.6	45.5	6.9
Michigan	44.6	44.9	0.7
New Jersey	30.8	35.5	15.1
Pennsylvania	29.2	34.4	18.0
Massachusetts	25.4	28.3	11.6
Georgia	23.4	27.5	17.7
North Carolina	23.4	25.1	7.4
Arizona	19.2	19.7	2.7
Virginia	16.9	18.9	12.3
50-STATE AVERAGE	\$22.1	\$24.6	15.5

SOURCE: World Institute for Strategic Economic Research.

SPENDING

CONSTITUTIONAL SPENDING LIMITS

Texas has four constitutional limits on spending: the “pay-as-you-go,” or balanced budget, limit; the limit on welfare spending; the limit on the rate of growth of appropriations from certain state taxes; and the limit on debt service. The 2010–11 budget is within all of these limits.

THE “PAY-AS-YOU-GO” LIMIT

Article III, Section 49a of the Texas Constitution sets out the “pay-as-you-go” limit. It requires that legislation authorizing appropriations be sent to the Comptroller of Public Accounts (CPA) for certification that appropriations are within available revenue. In summer 2009, CPA certified that the 2010–11 General Appropriations Act and other appropriations bills complied with the “pay-as-you-go” limit. The CPA estimates that revenue will exceed spending from General Revenue Funds and General Revenue–Dedicated Funds for the 2010–11 biennium by approximately \$84 million.

LIMIT ON THE GROWTH OF CERTAIN APPROPRIATIONS

Article VIII, Section 22 of the Texas Constitution limits the biennial rate of growth of appropriations from state tax revenue not dedicated by the Constitution to the estimated rate of growth of the state’s economy. On November 14, 2008, the Legislative Budget Board (LBB) established the following elements of the Article VIII spending limit: (1) the estimated rate of growth of the state’s economy; (2) the level of 2008–09 appropriations from state tax revenue not dedicated by the Constitution; and (3) the resulting 2010–11 limit. LBB instructed its staff to adjust the level of 2008–09 appropriations from state tax revenue not dedicated by the Constitution and the resulting 2010–11 spending limit calculation to reflect subsequent appropriations certified by CPA and official revenue estimate revisions by CPA.

Actions taken by the Eighty-first Legislature, Regular Session, 2009, affected the 2008–09 level of appropriations from state tax revenue not dedicated by CPA. After adjusting for these actions and revenue estimate revisions by CPA, the adjusted 2010–11 biennial limit on appropriations from state tax revenue not dedicated by the Constitution is \$78.3 billion. Appropriations for 2010–11 from state taxes not dedicated by the Constitution are estimated to be \$73.1 billion, \$5.3 billion below the amount of authorized appropriations. Non-tax revenue and constitutionally dedicated tax revenue not subject to the Article VIII limit funds the remainder of the state’s 2010–11 \$182.2 billion budget.

WELFARE SPENDING LIMIT

Article III, Section 51-a of the Texas Constitution provides that the amount that may be paid out of state funds for assistance grants to

SPENDING

or on behalf of needy dependent children and their caretakers (i.e., Temporary Assistance for Needy Families [TANF]) shall not exceed 1 percent of the state budget in any biennium. The total state budget as adopted in Senate Bill 1 (as modified by other legislation), by the Eighty-first Legislature, 2009, is \$182.2 billion. Accordingly, the 1 percent welfare spending limit is \$1.8 billion. The total amount of state dollars appropriated for TANF grants is \$131.4 million, which is \$1,691.7 million below the 1 percent limit.

DEBT LIMIT

Article III, Section 49(j) of the Texas Constitution limits the authorization of additional state debt if in any fiscal year the resulting annual debt service payable from the unrestricted General Revenue Fund—excludes revenues constitutionally dedicated for purposes other than payment of state debt—exceeds 5 percent of the average annual unrestricted General Revenue Funds for the previous three years. To monitor the constitutional limit, the Bond Review Board (BRB) calculates two debt ratios. The first debt ratio is the debt service on outstanding (issued) debt as a percentage of unrestricted General Revenue Funds, and as of the end of fiscal year 2009, the issued debt calculation is 1.22 percent, which is a decrease from the fiscal year 2008 calculation of 1.30 percent. The second debt ratio is the debt service on outstanding debt, and estimated debt service for authorized but unissued debt as a percentage of unrestricted General Revenue Funds. For this second ratio, BRB reports that the state is at 4.09 percent of unrestricted General Revenue Funds for the end of fiscal year 2009, reflecting essentially no change from fiscal year 2008.

Any significant change in any of the following three components will affect the constitutional debt limit: (1) the amount of GO debt authorized by voters; (2) the three-year average of unrestricted General Revenue Funds; and (3) interest rates on issued GO bond debt.

STATE INDEBTEDNESS

Texas continues to have a low state debt burden compared with other states, ranking last among the 10 most-populous states in state debt per capita in 2006 and 2007, according to the U.S. Census Bureau. The U.S. Census Bureau further indicates Texas' per capita debt burden was \$1,000 in 2007 while the U.S. average was \$3,445.

Texas had approximately \$34 billion in state bonds outstanding as of August 31, 2009. General Obligation (GO) bonds, which depend on the General Revenue Fund for debt service, account for an estimated 36.5 percent of the total bonds outstanding. Non-GO, or revenue,

SPENDING

bonds comprise the remaining 63.5 percent. Approximately 79 percent of the outstanding GO bond indebtedness is designed to be self-supporting, although the full faith and credit of the state is pledged for its payment.

Debt service costs included in the state budget for the 2010–11 biennium total \$3,327.1 million, or 1.8 percent of total appropriations. The increase in debt service costs from the 2008–09 biennial level is \$893.4 million, or 36.7 percent, and is primarily due to increases in debt service requirements out of the State Highway and Texas Mobility funds for transportation construction. Also, included in the debt service costs is approximately \$35.5 million in General Revenue Funds to the Texas Public Finance Authority for debt service related to \$450 million in GO bond proceeds for cancer prevention and research initiatives; approximately \$100 million in General Revenue Funds to the Texas Department of Transportation for debt service related to \$2 billion in GO bond proceeds for highway construction; and approximately \$143 million in General Revenue Funds to the Texas Water Development Board for debt service on \$782.8 million in general obligation bond proceeds for the Water Infrastructure Fund, the State Participation, and the Economically Distressed Areas Program water programs.

Debt service reimbursements for tuition revenue bonds (TRB) are funded at institution-requested levels and overall are a net reduction as compared to the 2008–09 expended levels, primarily due to the retirement of debt. Included in appropriations for the 2010–11 biennium is \$9.9 million related to enactment of Senate Bill 629, Eighty-first Legislature, Regular Session, 2009, which removed enrollment threshold contingencies for three TRB authorizations made in House Bill 153, Seventy-ninth Legislature, Third Called Session, 2006. Debt service reimbursements are appropriated for those TRB authorizations as follows: Texas A&M University–Central Texas (\$2.2 million in fiscal year 2011); Texas A&M University–San Antonio (\$3.5 million in fiscal year 2011); and the University of North Texas–Dallas (\$2.1 million in fiscal year 2010 and \$2.1 million in fiscal year 2011.)

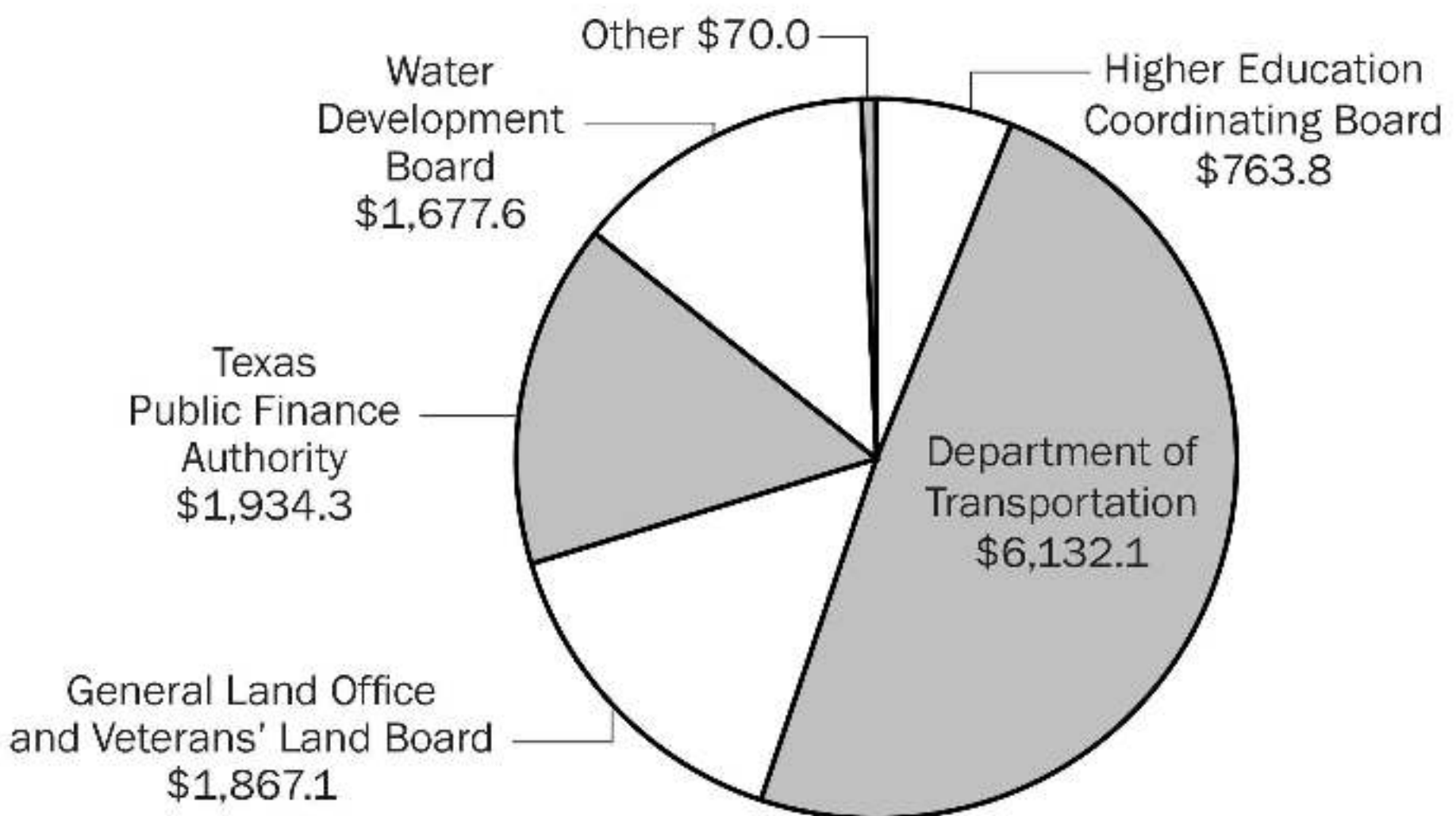
The Eighty-first Legislature, Regular Session, 2009, also enacted House Bill 51, which provides new TRB authorizations for Texas A&M University at Galveston (\$5 million) and the University of Texas Medical Branch at Galveston (\$150 million) for various infrastructure repairs or replacement to assist the institutions in recovering from Hurricane Ike related damages. Additionally, Texas A&M University at Galveston received an appropriation of \$0.5 million in House Bill 4586, Eighty-first Legislature, Regular Session, 2009, for debt service reimbursement for the new authorization.

SPENDING

GENERAL OBLIGATION BONDS OUTSTANDING, BY ISSUING AGENCY

AUGUST 2009

IN MILLIONS



TOTAL = \$12,444.9 MILLION

Other = Department of Agriculture \$25.0 million; Trusteed Programs Within the Office of the Governor \$45.0 million.

DEBT SERVICE PAYMENTS APPROPRIATIONS, ALL FUNDS

IN MILLIONS

AGENCY/TYPE OF DEBT	2008-09 BIENNIUM	2010-11 BIENNIUM	BIENNIAL CHANGE	% CHANGE
Texas Public Finance Authority ¹	\$615.3	\$693.8	\$78.5	12.8
Historical Commission	2.0	1.9	(0.1)	(7.0)
Facilities Commission Lease Payments	95.0	86.0	(9.0)	(9.5)
Preservation Board/ History Museum Lease Payments	12.6	12.3	(0.3)	(2.4)
Department of State Health Services Lease Payments	5.8	5.8	0.0	0.0
Tuition Revenue Bonds	676.3	649.9	(26.4)	(3.9)
Adjutant General's Department	5.0	4.6	(0.4)	(8.0)
Department of Criminal Justice -- Private Prison Lease/Purchase	22.8	19.9	(2.9)	(12.7)
Parks and Wildlife -- Lease Payments	15.3	14.9	(0.4)	(2.6)
Water Development Board Non-self Supporting G.O. Water Bonds	81.1	199.5	118.4	146.0
Department of Transportation -- State Highway Fund	392.4	847.5	455.1	116.0
Department of Transportation -- Texas Mobility Fund	510.2	691.0	180.8	35.4
Department of Transportation -- Highway Construction	0	100.0	100.0	NA
TOTAL, DEBT SERVICE PAYMENTS	\$2,433.8	\$3,327.1	\$893.4	36.7

¹Reflects supplemental appropriations in the amount of \$3.2 million and \$0.5 million pursuant to House Bill 4586, Eighty-first Legislature, 2009, and emergency transfers of appropriations in the net amount of \$64 million pursuant to Article IX, Sec. 14.04, General Appropriations Act (2008-09 Biennium).

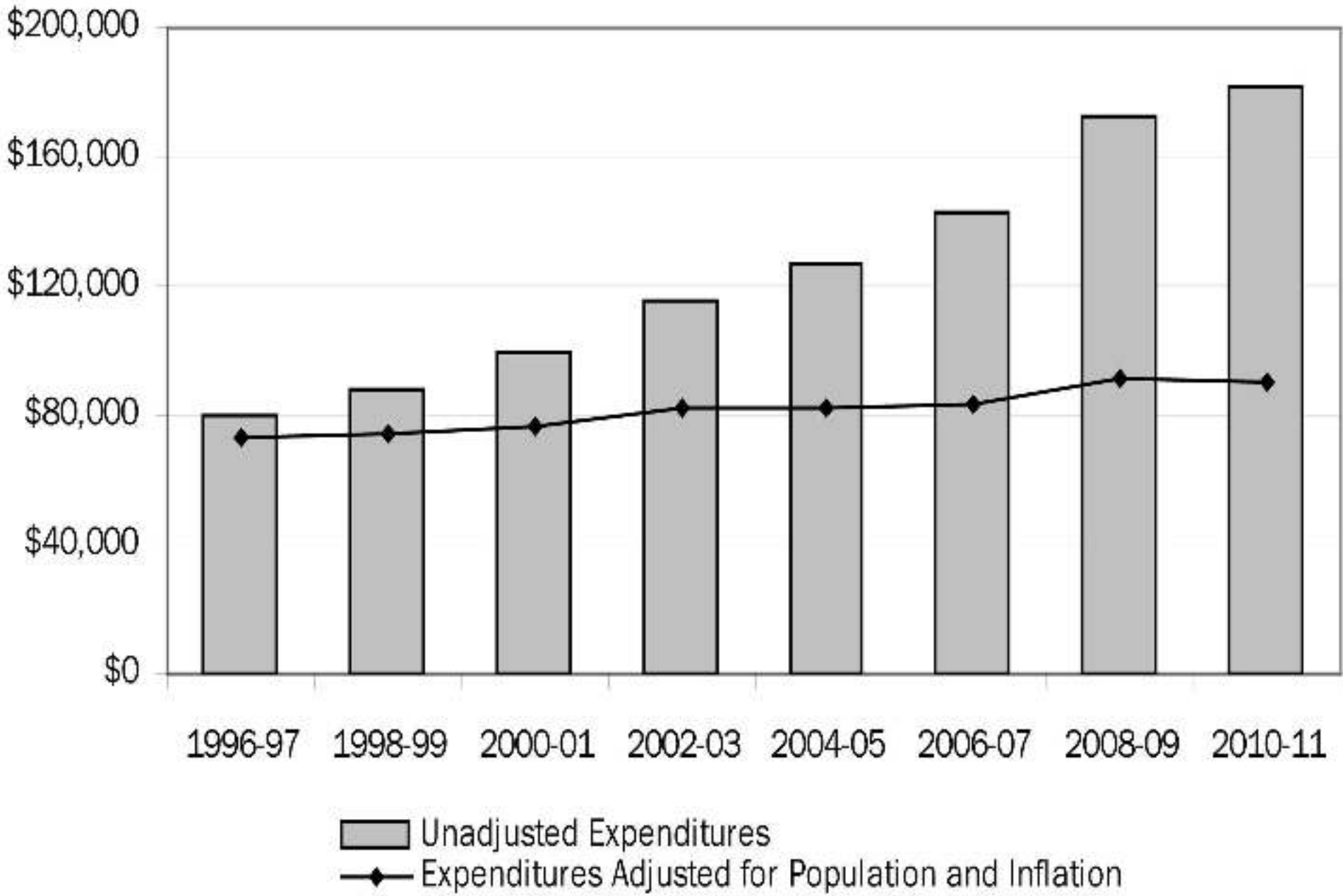
NOTE: Totals may not sum due to rounding.

SOURCES: Legislative Budget Board; Texas Public Finance Authority.

SPENDING

TRENDS IN TEXAS STATE EXPENDITURES ALL FUNDS

IN MILLIONS



IN MILLIONS

BIENNIUM	UNADJUSTED EXPENDITURES		EXPENDITURES ADJUSTED FOR POPULATION AND INFLATION	
	ALL FUNDS	% CHANGE	ALL FUNDS	% CHANGE
1996-97	\$80,109	NA	\$72,821	NA
1998-99	\$88,293	10.2	\$74,106	1.8
2000-01	\$101,798	15.3	\$77,721	4.9
2002-03	\$115,916	13.9	\$81,866	5.3
2004-05	\$126,634	9.2	\$82,190	0.4
2006-07	\$145,059	12.7	\$83,231	1.3
2008-09	\$171,548	20.6	\$91,726	10.2
2010-11*	\$182,188	5.8	\$90,559	(1.3)

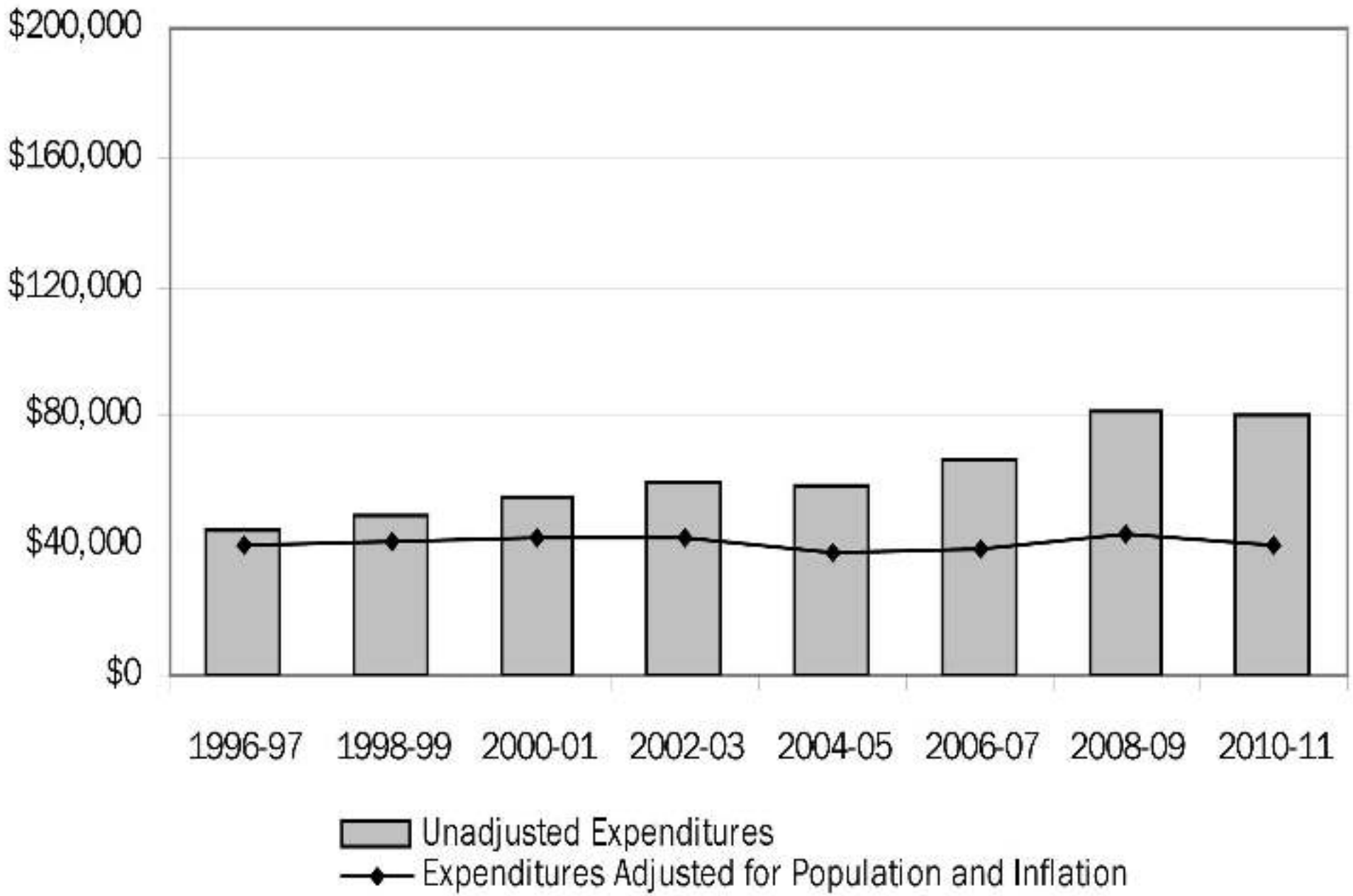
*Estimated.

SOURCES: Legislative Budget Board; Comptroller of Public Accounts.

SPENDING

TRENDS IN TEXAS STATE EXPENDITURES GENERAL REVENUE FUNDS

IN MILLIONS



IN MILLIONS

BIENNIUM	UNADJUSTED EXPENDITURES		EXPENDITURES ADJUSTED FOR POPULATION AND INFLATION	
	GENERAL REVENUE	% CHANGE	GENERAL REVENUE	% CHANGE
1996-97	\$44,686	NA	\$40,620	NA
1998-99	\$48,890	9.4	\$41,034	1.0
2000-01	\$55,747	14.0	\$42,561	3.7
2002-03	\$59,918	7.5	\$42,317	(0.6)
2004-05	\$58,956	(1.6)	\$38,264	(9.6)
2006-07	\$67,208	14.0	\$39,654	2.4
2008-09	\$81,639	21.5	\$43,216	11.0
2010-11	\$80,614	(1.3)	\$40,071	(7.9)

*Estimated.

SOURCES: Legislative Budget Board; Comptroller of Public Accounts.

SPENDING

STATE GOVERNMENT EXPENDITURES PER CAPITA 15 MOST POPULOUS STATES

IN MILLIONS		
50-STATE RANKING	STATE	2007 STATE EXPENDITURES PER CAPITA
5	New York	\$7,789
8	Massachusetts	6,810
10	New Jersey	6,480
11	California	6,421
19	Ohio	5,768
20	Washington	5,755
26	Pennsylvania	5,499
27	Michigan	5,447
33	North Carolina	4,867
35	Virginia	4,777
38	Illinois	4,624
42	Arizona	4,459
44	Georgia	4,394
49	Florida	3,999
50	TEXAS	3,801
	UNITED STATES	\$5,426
	TEXAS AS % OF UNITED STATES	70.0%

SOURCE: U.S. Census Bureau.

ALL FUNDS APPROPRIATION TOP 15 TEXAS AGENCIES

IN MILLIONS		
RANKING	AGENCY	2010-11 APPROPRIATION
1	Texas Education Agency	\$49,089.7
2	Health and Human Services Commission	35,754.8
3	Department of Transportation	16,939.9
4	Department of Aging and Disability Services	13,380.0
5	Department of Criminal Justice	6,171.8
6	Department of State Health Services	5,853.9
7	Teacher Retirement System	4,005.0
8	Employees Retirement System	3,293.2
9	Department of Family and Protective Services	2,671.6
10	Texas Workforce Commission	2,125.8
11	Department of Public Safety	1,733.0
12	Department of Assistive and Rehabilitative Services	1,255.2
13	Office of the Attorney General	1,009.6
14	Commission on Environmental Quality	966.0
15	Department of Agriculture	882.7

NOTE: Institutions of higher education and fiscal programs for the Comptroller of Public Accounts are excluded.

SOURCE: Legislative Budget Board.

SPENDING

FEDERAL FUNDS APPROPRIATION TOP 15 TEXAS AGENCIES

IN MILLIONS		
RANKING	AGENCY	2010-11 APPROPRIATION
1	Health and Human Services Commission	\$24,443.8
2	Texas Education Agency	14,933.0
3	Department of Aging and Disability Services	8,291.6
4	Department of Transportation	7,288.9
5	Department of State Health Services	2,510.4
6	Texas Workforce Commission	2,194.3
7	Department of Family and Protective Services	1,648.1
8	Department of Assistive and Rehabilitative Services	1,056.0
9	Department of Housing and Community Affairs	830.4
10	Department of Agriculture	749.3
11	Office of the Attorney General	413.2
12	Department of Public Safety	359.7
13	Fiscal Programs - Comptroller of Public Accounts	288.1
14	Trusted Programs within the Office of the Governor	278.3
15	Higher Education Coordinating Board	182.8

NOTES: Includes American Recovery and Reinvestment Act funds. Excludes federal funds for employee benefits.

SOURCE: Legislative Budget Board.

TOP 15 FEDERAL PROGRAMS IN TEXAS

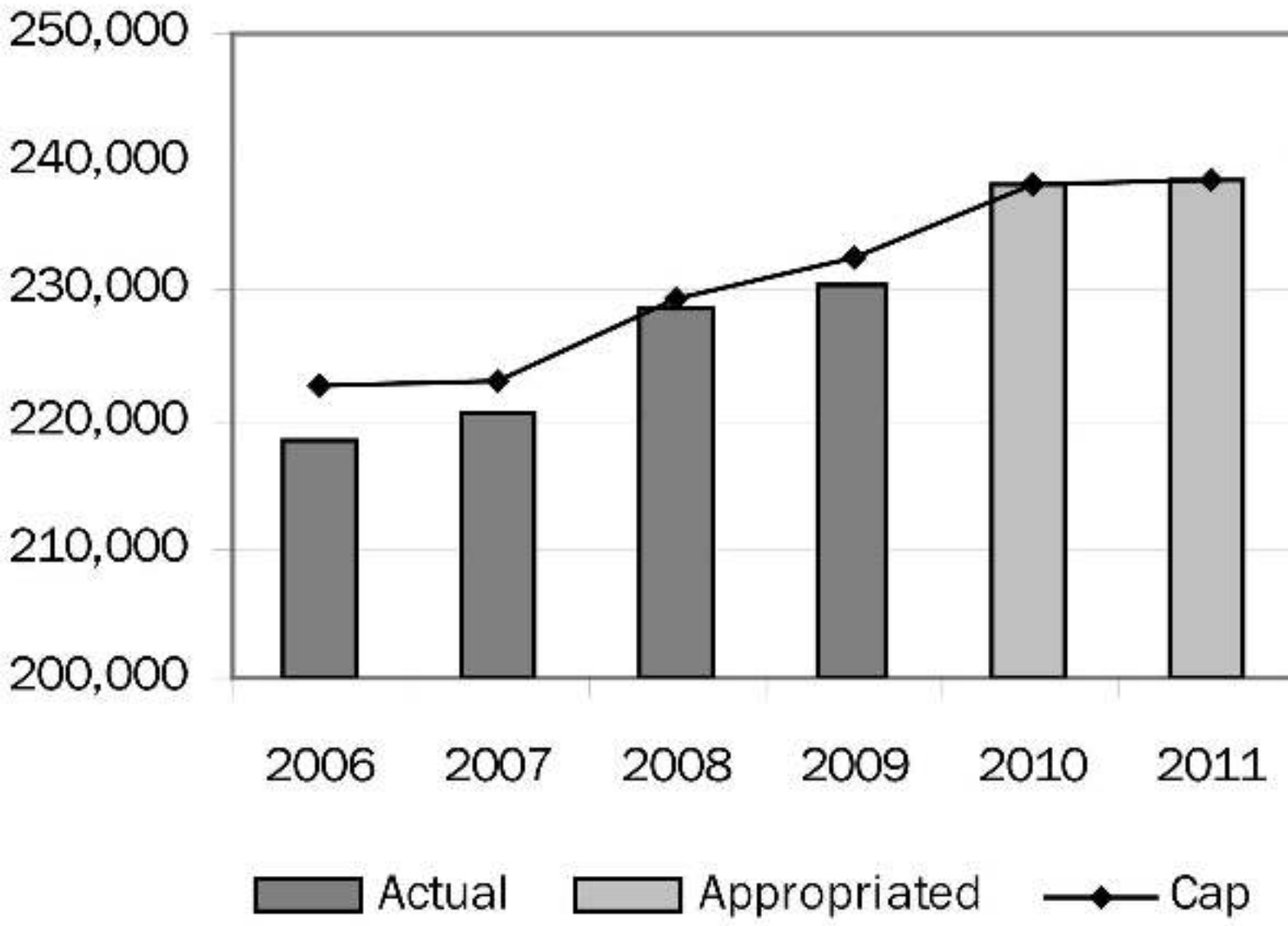
IN MILLIONS		
RANKING	PROGRAM	2010-11 APPROPRIATION
1	Medicaid	\$28,421.3
2	Highway Planning and Construction	6,961.1
3	State Fiscal Stabilization Fund	3,950.2
4	Title I Grants to Local Educational Agencies	3,617.0
5	Special Education Grants to States	2,826.7
6	National School Lunch Program	2,257.8
7	Children's Health Insurance Program	1,621.6
8	Temporary Assistance for Needy Families (TANF)	1,121.5
9	Special Supplemental Nutrition Program for Women, Infants, and Children	1,234.4
10	School Breakfast Program	766.1
11	Child Care and Development Block Grant	677.9
12	Child and Adult Care Food	543.1
13	Foster Care Title IV-E	510.2
14	Improving Teacher Quality	486.9
15	Vocational Rehabilitation Grants to States	479.9

NOTE: Excludes federal funds for employee benefits and for institutions of higher education.

SOURCE: Legislative Budget Board.

SPENDING

STATE GOVERNMENT EMPLOYEES



NOTES: Employees represent full-time-equivalent positions. Higher education employees outside the General Appropriations Act are excluded.

SOURCES: Legislative Budget Board, State Auditor's Office.

STATE GOVERNMENT EMPLOYEES, BY FUNCTION

FUNCTION	ACTUAL 2008	ACTUAL 2009	APPROPRIATED	
			2010	2011
Agencies of Education	83,771	83,392	85,654	85,680
Health and Human Services	54,024	54,687	57,353	57,493
Public Safety and Criminal Justice	50,969	52,804	53,324	53,263
Business and Economic Development	17,608	16,742	18,246	18,244
General Government	9,256	9,468	10,083	10,094
Natural Resources	8,265	8,484	8,824	8,848
Regulatory	3,388	3,539	3,522	3,448
The Judiciary	1,347	1,360	1,399	1,420
TOTAL EMPLOYEES (APPROPRIATED FUNDS)	228,628	230,476	238,404	238,490

NOTES: Employees represent full-time-equivalent positions. Higher education employees outside the General Appropriations Act are excluded.

SOURCES: Legislative Budget Board; State Auditor's Office.

SPENDING

NUMBER OF STATE GOVERNMENT EMPLOYEES TOP 15 TEXAS AGENCIES

RANKING	AGENCY	2009 NUMBER OF EMPLOYEES
1	Department of Criminal Justice	39,130
2	Department of Aging and Disability Services	15,613
3	Department of Transportation	13,257
4	Department of State Health Services	11,953
5	Health and Human Services Commission	11,141
6	Department of Family and Protective Services	11,090
7	Department of Public Safety	8,162
8	Office of the Attorney General	4,120
9	Youth Commission	4,089
10	Department of Assistive and Rehabilitative Services	3,158
11	Parks and Wildlife Department	3,072
12	Commission on Environmental Quality	2,916
13	Texas Workforce Commission	2,788
14	Comptroller of Public Accounts	2,764
15	Texas Department of Insurance	1,554

NOTES: Institutions of higher education are excluded.

Represents full-time-equivalent positions.

SOURCE: Legislative Budget Board.

EMPLOYEES BENEFITS / PAYROLL EXPENSES 2010-11 BIENNIUM, ALL FUNDS

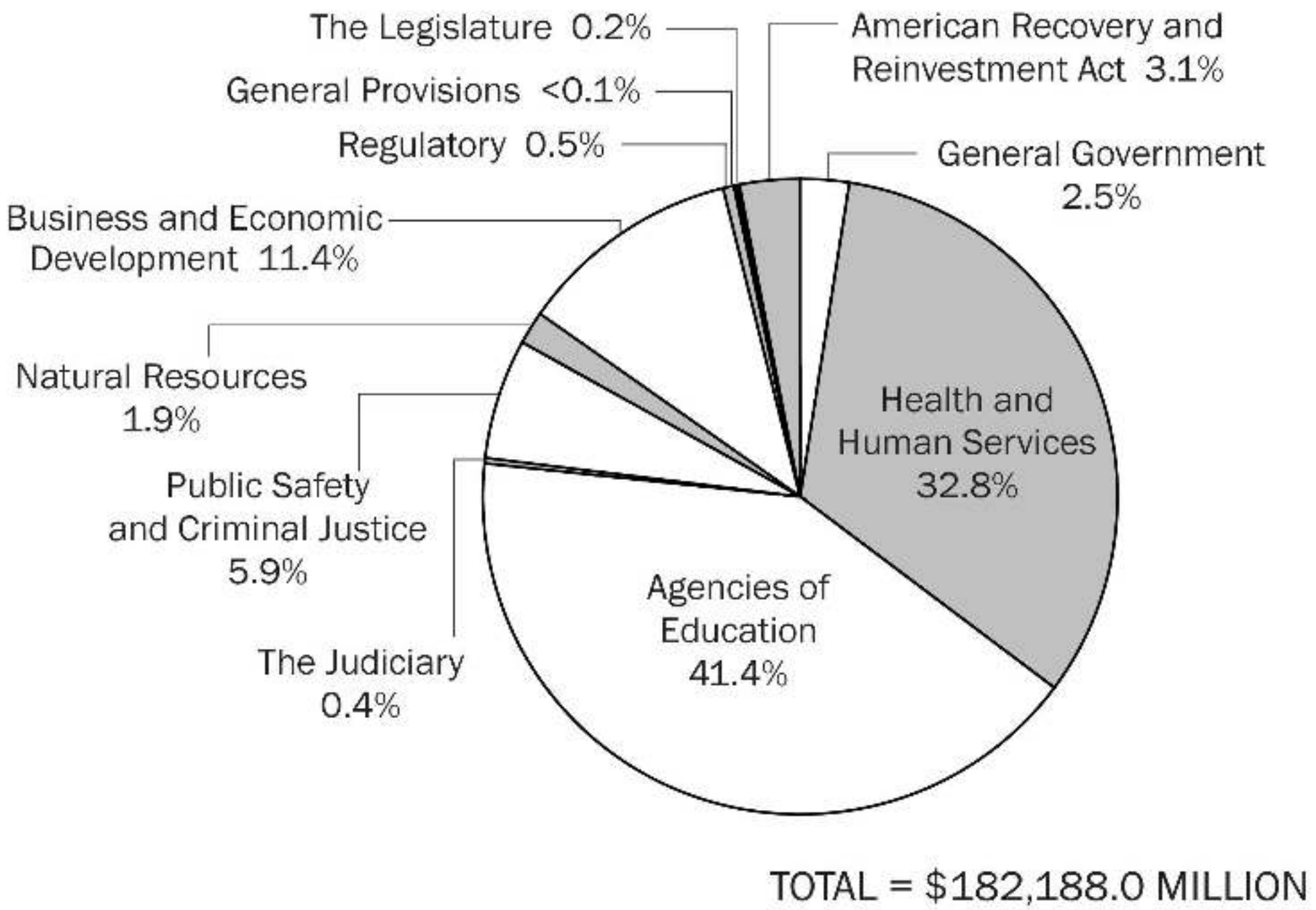
IN MILLIONS FUNCTION	EMPLOYEES RETIREMENT SYSTEM	COMPTROLLER: SOCIAL SECURITY	TOTAL EMPLOYEE BENEFITS	% OF TOTAL BENEFITS
General Government	\$197.3	\$79.5	\$276.8	5.7
Health and Human Services	1,043.2	329.4	1,372.6	28.3
Agencies of Education	58.4	554.9	613.3	12.7
The Judiciary	113.6	19.4	133.0	2.7
Public Safety and Criminal Justice	1,070.0	333.0	1,403.0	29.0
Natural Resources	191.1	69.6	260.7	5.4
Business and Economic Development	486.5	135.2	621.8	12.8
Regulatory	73.2	28.4	101.6	2.1
The Legislature	46.6	16.0	62.6	1.3
TOTAL, ALL FUNCTIONS	\$3,279.9	\$1,565.3	\$4,845.2	100.0

NOTES: Excludes Teacher Retirement System, Optional Retirement Program, and Higher Education Group Insurance. Totals may not sum due to rounding.

SOURCE: Legislative Budget Board.

SPENDING

ALL FUNDS 2010-11 BIENNIAL BUDGET



IN MILLIONS	2008-09 BIENNIUM ¹	2010-11 BIENNIUM ²	BIENNIAL CHANGE	% CHANGE
General Government	\$4,034.8	\$4,466.4	\$431.6	10.7
Health and Human Services	55,376.4	59,746.5	4,370.1	7.9
Agencies of Education	74,442.2	75,451.7	1,009.6	1.4
<i>Public Education</i>	52,956.4	52,722.1	(234.4)	(0.4)
<i>Higher Education</i>	21,485.7	22,729.7	1,243.9	5.8
The Judiciary	624.2	671.8	47.6	7.6
Public Safety and Criminal Justice ³	10,874.3	10,767.8	(106.4)	(1.0)
Natural Resources ³	3,494.6	3,463.8	(30.8)	(0.9)
Business and Economic Development	21,510.3	20,714.6	(795.7)	(3.7)
Regulatory	768.6	847.2	78.6	10.2
General Provisions	0.0	27.8	27.8	NA
The Legislature	344.0	354.9	10.9	3.2
American Recovery and Reinvestment Act	662.2	5,675.5	5,013.3	757.1
TOTAL, ALL FUNCTIONS	\$171,131.5	\$182,188.0	\$10,056.5	5.8

¹Reflects provisions in House Bill 4586, Eighty-first Legislature, Regular Session, 2009, relating to supplemental appropriations made in fiscal year 2009.

²Reflects provisions in House Bill 4586, Eighty-first Legislature, Regular Session, 2009, relating to supplemental appropriations; other enacted legislation affecting appropriations, including those of the First Called Session; certain appropriation adjustments made in Article IX of Senate Bill 1, Eighty-first Legislature, Regular Session, 2009; and the Governor's vetoes.

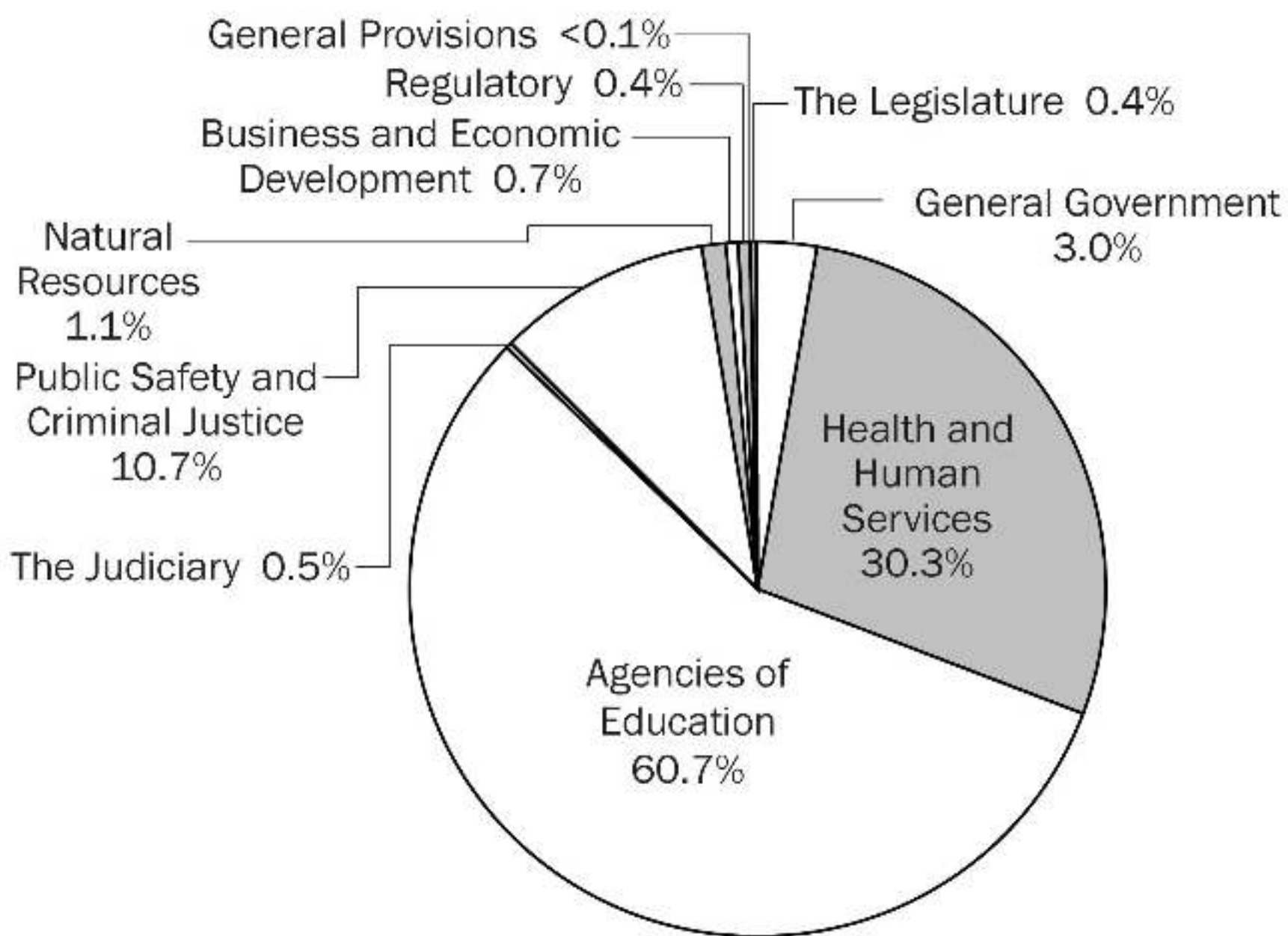
³In addition to amounts indicated, Article IX, Section 17.01 of the 2010-11 General Appropriations Act appropriates funds for Salary Schedule C pay raises for commissioned peace officers.

NOTE: Article totals exclude interagency contracts.

SOURCE: Legislative Budget Board.

SPENDING

GENERAL REVENUE FUNDS 2010-11 BIENNIAL BUDGET



NOTE: Figure does not account for the \$6,383.3 million reduction in General Revenue Funds in Article XII; the total of \$80,614.2 million does make the adjustment.

TOTAL = \$80,614.2 MILLION

IN MILLIONS

FUNCTION	2008-09 BIENNIUM ¹	2010-11 BIENNIUM ²	BIENNIAL CHANGE	% CHANGE
General Government	\$2,242.4	\$2,442.9	\$200.5	8.9
Health and Human Services	21,776.3	24,413.6	2,637.3	12.1
Agencies of Education	48,484.4	48,942.9	458.5	0.9
<i>Public Education</i>	35,762.7	35,219.1	(543.6)	(1.5)
<i>Higher Education</i>	12,721.6	13,723.8	1,002.1	7.9
The Judiciary	402.9	437.8	34.8	8.6
Public Safety and Criminal Justice ³	8,293.2	8,630.2	337.0	4.1
Natural Resources	755.2	875.1	119.9	15.9
Business and Economic Development	648.3	586.8	(61.6)	(9.5)
Regulatory	339.9	311.8	(28.1)	(8.3)
General Provisions	0.0	2.1	2.1	NA
The Legislature	343.5	354.3	10.8	3.2
American Recovery and Reinvestment Act	(1,647.1)	(6,383.3)	(4,736.1)	287.5
TOTAL, ALL FUNCTIONS	\$81,639.0	\$80,614.2	(\$1,024.8)	(1.3)

¹Reflects provisions in House Bill 4586, Eighty-first Legislature, Regular Session, 2009, relating to supplemental appropriations made in fiscal year 2009.

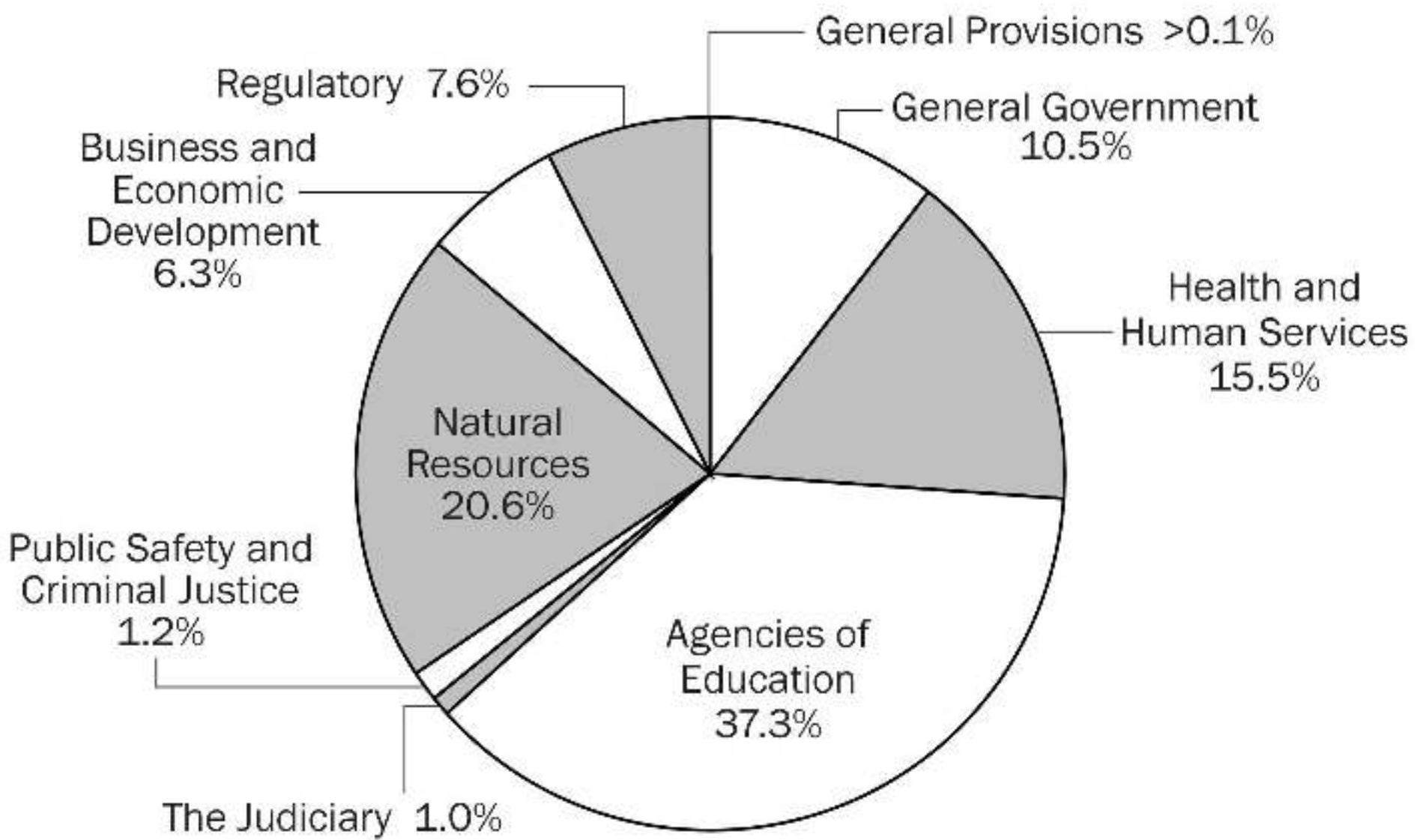
²Reflects provisions in House Bill 4586, Eighty-first Legislature, Regular Session, 2009, relating to supplemental appropriations; other enacted legislation affecting appropriations, including those of the First Called Session; certain appropriation adjustments made in Article IX of Senate Bill 1, Eighty-first Legislature, Regular Session, 2009; and/or the Governor's vetoes.

³In addition to amounts indicated, Article IX, Section 17.01 of the 2010-11 General Appropriations Act appropriates funds for Salary Schedule C pay raises for commissioned peace officers.

SOURCE: Legislative Budget Board.

SPENDING

GENERAL REVENUE-DEDICATED FUNDS 2010-11 BIENNIAL BUDGET



TOTAL = \$6,389.3 MILLION

IN MILLIONS FUNCTION	2008-09 BIENNIUM ¹	2010-11 BIENNIUM ²	BIENNIAL CHANGE	% CHANGE
General Government	\$719.8	\$672.7	(\$47.1)	(6.5)
Health and Human Services	967.5	990.2	22.7	2.3
Agencies of Education	2,354.5	2,382.2	27.7	1.2
<i>Public Education</i>	96.7	0.2	(96.5)	(99.7)
<i>Higher Education</i>	2,257.8	2,381.9	124.1	5.5
The Judiciary	53.7	61.5	7.7	14.4
Public Safety and Criminal Justice	28.4	77.8	49.4	174.2
Natural Resources ³	1,501.1	1,319.1	(182.1)	(12.1)
Business and Economic Development	423.8	400.4	(23.4)	(5.5)
Regulatory	408.3	482.6	74.2	18.2
General Provisions	0.0	3.0	3.0	NA
The Legislature	0.0	0.0	0.0	NA
American Recovery and Reinvestment Act	0.0	0.0	0.0	NA
TOTAL, ALL FUNCTIONS	\$6,457.1	\$6,389.3	(\$67.8)	(1.0)

¹Reflects provisions in House Bill 4586, Eighty-first Legislature, Regular Session, 2009, relating to supplemental appropriations made in fiscal year 2009.

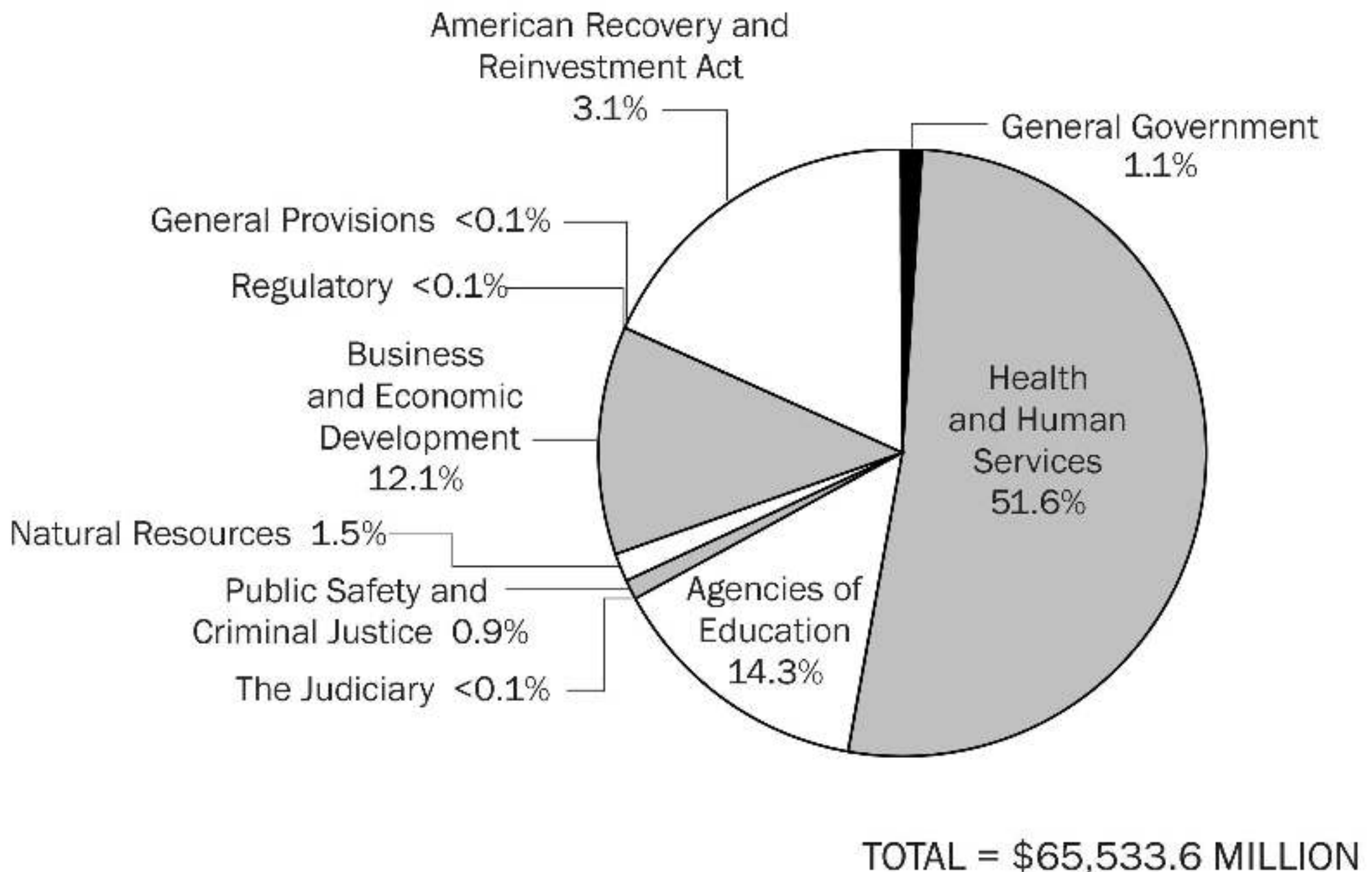
²Reflects provisions in House Bill 4586, Eighty-first Legislature, Regular Session, 2009, relating to supplemental appropriations; other enacted legislation affecting appropriations, including those of the First Called Session; certain appropriation adjustments made in Article IX of Senate Bill 1, Eighty-first Legislature, Regular Session, 2009; and/or the Governor's vetoes.

³In addition to amounts indicated, Article IX, Section 17.01 of the 2010-11 General Appropriations Act appropriates funds for Salary Schedule C pay raises for commissioned peace officers.

SOURCE: Legislative Budget Board.

SPENDING

FEDERAL FUNDS 2010-11 BIENNIAL BUDGET



IN MILLIONS FUNCTION	2008-09 BIENNIUM ¹	2010-11 BIENNIUM ²	BIENNIAL CHANGE	% CHANGE
General Government	\$715.4	\$692.5	(\$22.9)	(3.2)
Health and Human Services	32,149.5	33,832.5	1,683.0	5.2
Agencies of Education	8,827.6	9,381.0	553.2	6.3
<i>Public Education</i>	8,518.7	9,076.6	557.9	6.5
<i>Higher Education</i>	309.0	304.4	(4.5)	(1.5)
The Judiciary	3.6	5.0	1.4	37.2
Public Safety and Criminal Justice ³	899.3	617.8	(281.5)	(31.3)
Natural Resources ³	1,017.0	1,011.0	(6.0)	(0.6)
Business and Economic Development	9,156.3	7,929.1	(1,227.2)	(13.4)
Regulatory	4.3	4.5	0.2	4.5
General Provisions	0.0	1.4	1.4	NA
The Legislature	0.0	0.0	0.0	NA
American Recovery and Reinvestment Act	2,309.3	12,058.8	9,749.4	422.2
TOTAL, ALL FUNCTIONS	\$55,082.4	\$65,533.6	\$10,451.3	19.0

¹Reflects provisions in House Bill 4586, Eighty-first Legislature, Regular Session, 2009, relating to supplemental appropriations made in fiscal year 2009.

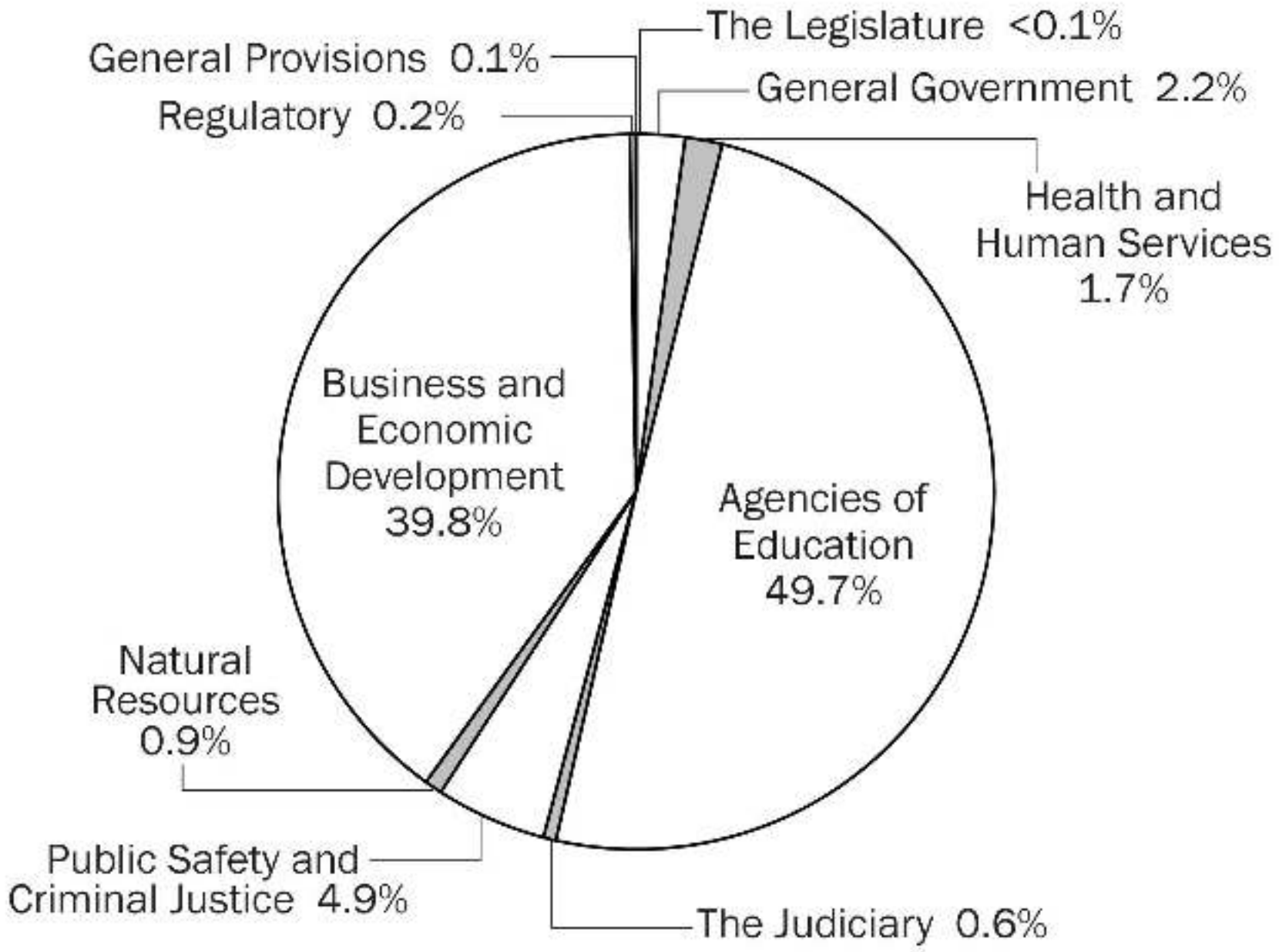
²Reflects provisions in House Bill 4586, Eighty-first Legislature, Regular Session, 2009, relating to supplemental appropriations; other enacted legislation affecting appropriations, including those of the First Called Session; certain appropriation adjustments made in Article IX of Senate Bill 1, Eighty-first Legislature, Regular Session, 2009; and/or the Governor's vetoes.

³In addition to amounts indicated, Article IX, Section 17.01 of the 2010-11 General Appropriations Act appropriates funds for Salary Schedule C pay raises for commissioned peace officers.

SOURCE: Legislative Budget Board.

SPENDING

OTHER FUNDS 2010-11 BIENNIAL BUDGET



TOTAL = \$29,650.8 MILLION

IN MILLIONS

FUNCTION	2008-09 BIENNIUM ¹	2010-11 BIENNIUM ²	BIENNIAL CHANGE	% CHANGE
General Government	\$338.4	\$658.3	\$319.9	94.5
Health and Human Services	483.1	510.1	27.1	5.6
Agencies of Education	14,775.7	14,745.7	(30.0)	(0.2)
<i>Public Education</i>	8,578.3	8,426.1	(152.2)	(1.8)
<i>Higher Education</i>	6,197.4	6,319.6	122.2	2.0
The Judiciary	163.9	167.5	3.7	2.2
Public Safety and Criminal Justice ³	1,653.5	1,442.0	(211.4)	(12.8)
Natural Resources	221.4	258.8	37.4	16.9
Business and Economic Development	11,281.9	11,798.3	516.4	4.6
Regulatory	16.0	48.3	32.3	201.7
General Provisions	0.0	21.3	21.3	NA
The Legislature	0.5	0.6	0.1	20.6
American Recovery and Reinvestment Act	0.0	0.0	0.0	NA
TOTAL, ALL FUNCTIONS	\$28,953.1	\$29,650.8	\$697.8	2.4

¹Reflects provisions in House Bill 4586, Eighty-first Legislature, Regular Session, 2009, relating to supplemental appropriations made in fiscal year 2009.

²Reflects provisions in House Bill 4586, Eighty-first Legislature, Regular Session, 2009, relating to supplemental appropriations; other enacted legislation affecting appropriations, including those of the First Called Session; certain appropriation adjustments made in Article IX of Senate Bill 1, Eighty-first Legislature, Regular Session, 2009; and/or the Governor's vetoes.

³In addition to amounts indicated, Article IX, Section 17.01 of the 2010-11 General Appropriations Act appropriates funds for Salary Schedule C pay raises for commissioned peace officers.

NOTE: Article totals exclude interagency contracts.

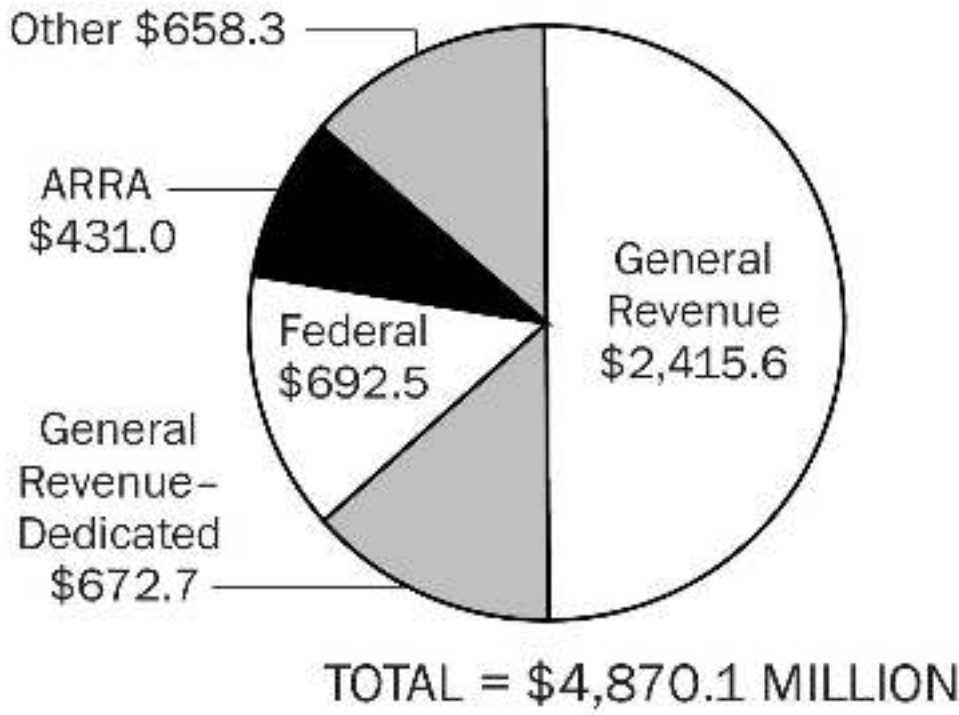
SOURCE: Legislative Budget Board.

SUMMARY OF STATE FUNCTIONAL AREAS

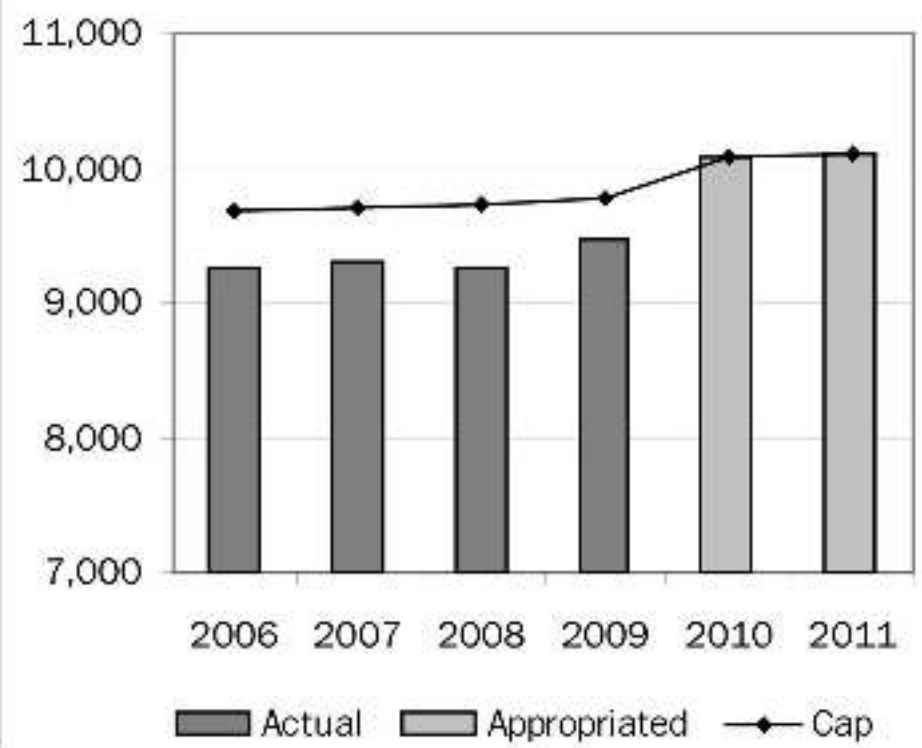
GENERAL GOVERNMENT

ALL FUNDS
2010-11 APPROPRIATIONS

IN MILLIONS



FULL-TIME-EQUIVALENT POSITIONS



2010-11 FUNDING HIGHLIGHTS

General Government appropriations for the 2010-11 biennium increased from the 2008-09 biennium by \$835.3 million, or 20.7 percent, in All Funds.

The state contribution for employees' retirement increased from 6.45 percent to 6.95 percent as a result of an opinion issued by the Office of the Attorney General dated November 23, 2009. The Eighty-first Legislature, General Appropriations Act, 2010 appropriated funds for a one-time payment to annuitants, but the appropriations raised questions of compliance with the Texas Constitution. The payments were not allowed, and appropriations for the payments were transferred to the retirement trust fund.

Debt service requirements for existing and new General Obligation Bonds issued by the Texas Public Finance Authority total \$693.8 million.

The Cancer Prevention and Research Institute received approximately \$450 million in bonds proceeds authorized by voters in November 2007 for grants for cancer prevention and research, particularly research which improves clinical treatment or prevention of cancers.

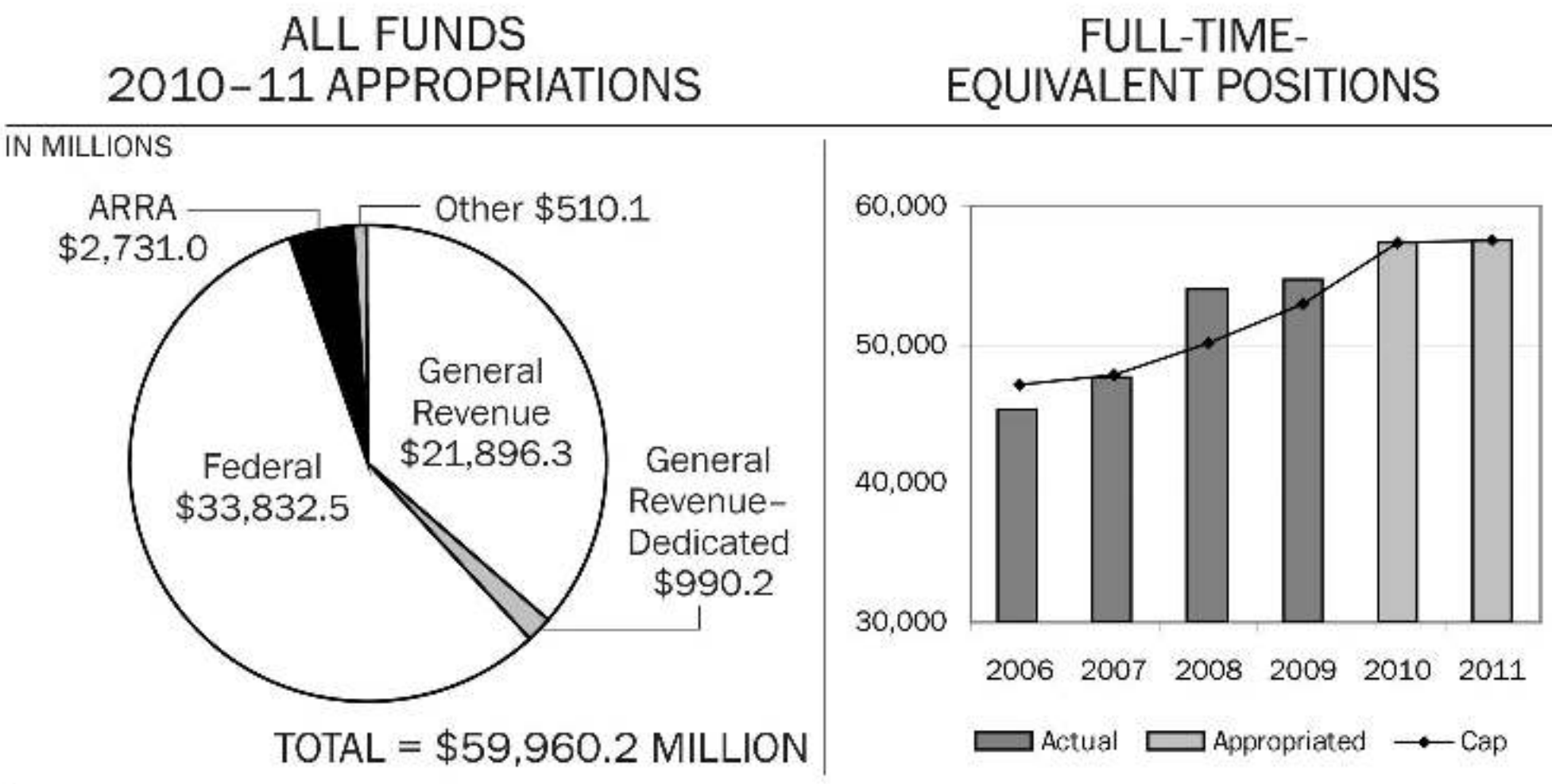
Funding for Comptroller Fiscal Programs includes \$284.8 million out of stimulus funds for energy efficiency and renewable energy initiatives and \$10 million for the Jobs and Education for Texas (JET) program to prepare Texans for fast-growing, high-demand occupations.

SELECTED FACTS

During the 2010-11 biennium, the Employees Retirement System estimates expenditures of \$4.92 billion to provide health care coverage to over 544,266 active employees, retirees and their dependents.

According to the U.S. Census Bureau, Texas' state debt burden ranks last among the 10 most-populous states in debt per capita in 2006 and 2007. Texas' constitutional debt limit is 5 percent of the three-year average of unrestricted General Revenue Funds. For fiscal year 2009, the outstanding (issued) debt calculation is 1.22 percent and the authorized but unissued debt calculation is 4.09 percent.

HEALTH AND HUMAN SERVICES



2010-11 FUNDING HIGHLIGHTS

Health and Human Services appropriations for the 2010-11 biennium increased from the 2008-09 biennium by \$1.8 billion in General Revenue and General Revenue-Dedicated Funds and \$4.6 billion in All Funds. These amounts have been adjusted to reflect appropriations made in Article XII of the General Appropriations Act (GAA), 2010-11 Biennium and House Bill 4586, Eighty-first Legislature, Regular Session, 2009. Most of the increased funding is to support increases in Medicaid expenditures, rate enhancements, waiting list reductions, and reforms to the care system for individuals with mental retardation or developmental disabilities.

Appropriations for the 2010-11 biennium include \$16.3 billion in General Revenue and General Revenue-Dedicated Funds and \$45.0 billion in All Funds for the Medicaid program; \$142.0 million in General Revenue Funds and \$916.2 million in Federal Funds for Temporary Assistance for Needy Families (TANF)-related programs; and \$624.2 million in General Revenue Funds and \$2.0 billion in All Funds for CHIP.

House Bill 4586, Eighty-first Legislature, Regular Session, 2009, includes supplemental appropriations to most health and human services agencies. A total of \$163.6 million in All Funds, including \$78.1 million in General Revenue Funds, is appropriated for the 2010-11 biennium. Most of the appropriation is to implement a U.S. Department of Justice settlement agreement relating to state-supported living centers (formerly state schools).

SELECTED FACTS

In fiscal year 2011, Health and Human Services appropriations are projected to support services for approximately 3.2 million acute care Medicaid recipients per month (70.1 percent of which are children), 537,742 children per month through CHIP and related programs, and 109,862 TANF clients per month.

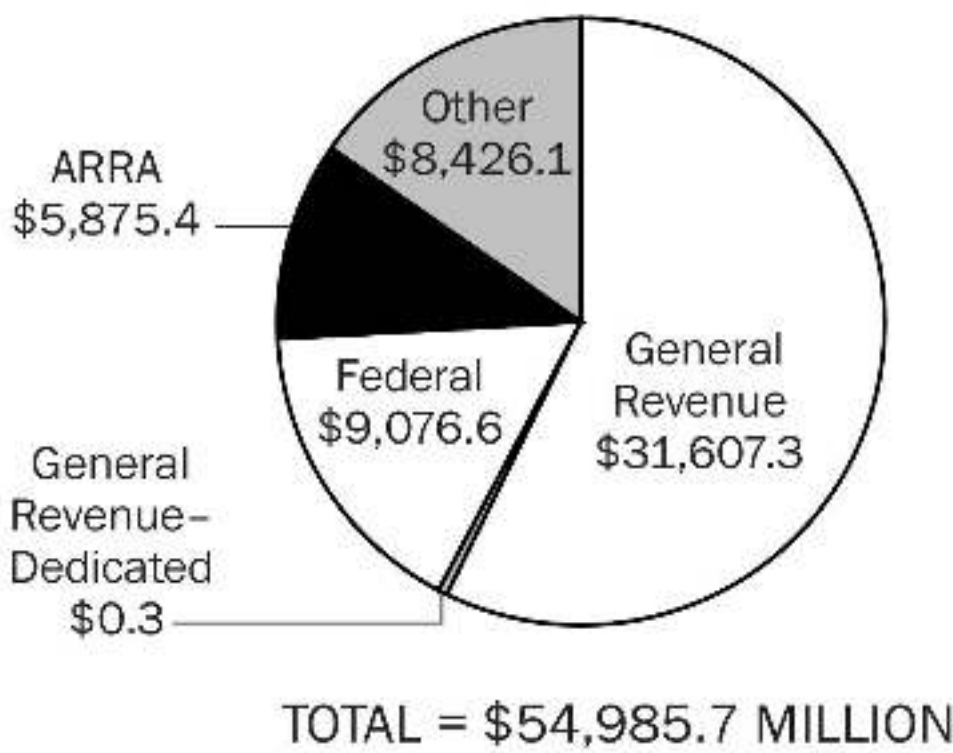
The average number of nursing home clients per month in the Medicaid program is projected to be 53,827 in fiscal year 2011. The average net monthly facility cost per resident in fiscal year 2011 is projected to be \$3,077.

The projected number of completed child abuse/neglect investigations in fiscal year 2011 is 171,137. The projected number of confirmed cases for the same period is 43,198.

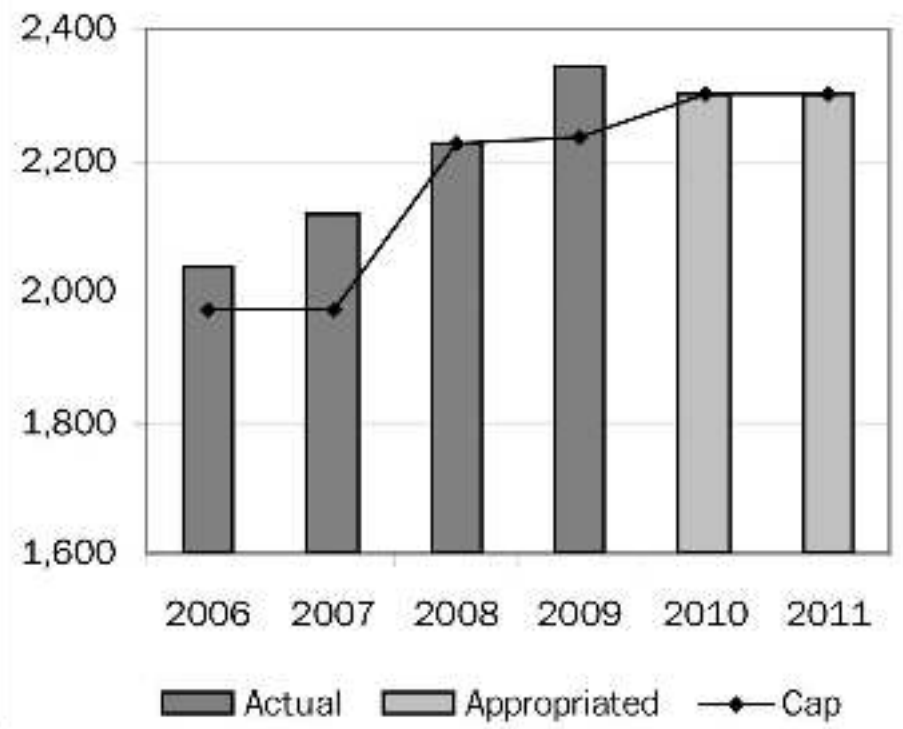
PUBLIC EDUCATION

ALL FUNDS
2010-11 APPROPRIATIONS

IN MILLIONS



FULL-TIME-EQUIVALENT POSITIONS



2010-11 FUNDING HIGHLIGHTS

Public Education appropriations for the 2010-11 biennium increased from the 2008-09 biennium by \$2,029.3 million, or 3.8 percent, in All Funds.

Appropriations for public education from the federal American Recovery and Reinvestment Act of 2009 (ARRA) total \$5.9 billion for the 2010-11 biennium. ARRA funding is appropriated to fill an expected shortfall in revenue from the Permanent School Fund, to expand school district entitlements under the school finance system, and to give one-time funding increases to federal programs for economically disadvantaged and special education students.

Appropriations for the 2010-11 biennium also include \$35.2 million in reauthorized bond proceeds to the Texas School for the Blind and Visually Impaired for the ongoing construction and renovation projects on its Austin campus.

Appropriations for the 2010-11 biennium provide \$4.1 billion to the Teacher Retirement System (TRS) to support retirement and insurance benefits to TRS-covered employees.

SELECTED FACTS

Public education funding will support the second largest school-age population in the country, with an estimated 4.8 million students in the public school system. Students are served in 1,036 school districts, 7,885 regular campuses, and 436 charter school campuses across the state.

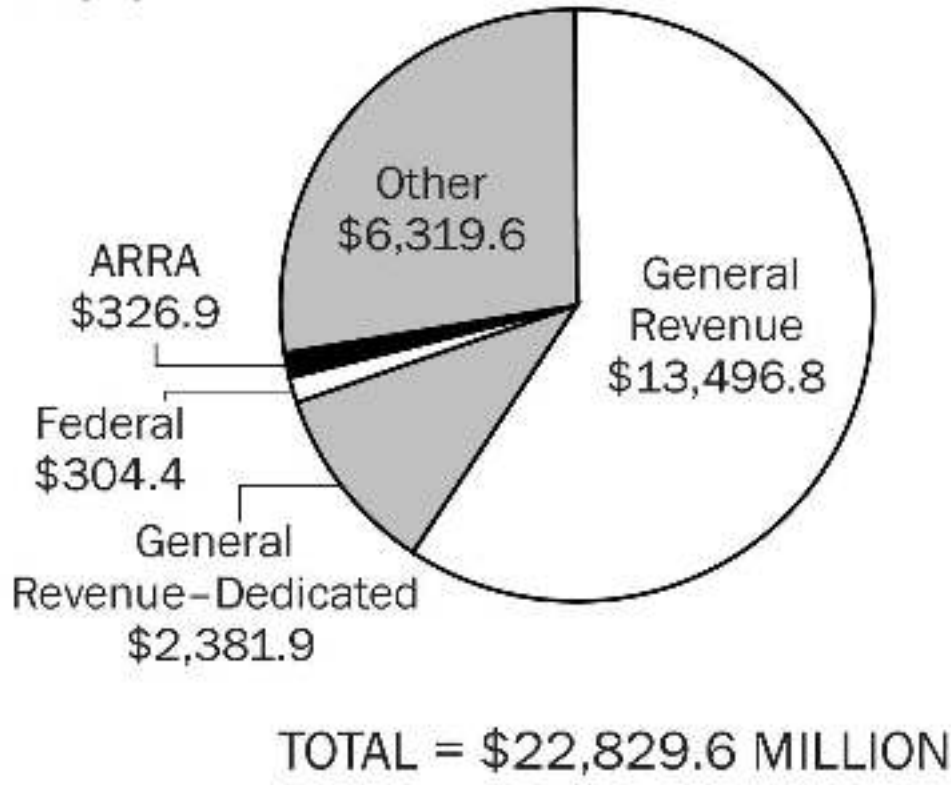
In the 2001-02 school year, Hispanics surpassed Anglos as the largest ethnic group enrolled in Texas public schools. In the 2008-09 school year, Hispanic students comprised 48 percent of enrollment compared to 34 percent for Anglos. African American students represented 14 percent of all students, with Asian students and other ethnic groups rounding out the remaining 4 percent.

Since 2006, gaps in the performance on the Texas Assessments of Knowledge and Skills (TAKS) among Anglo, Hispanic, and African American students have narrowed. The difference between the percentage of Anglo students passing all tests taken and that of African American students decreased from 30.9 percentage points in 2006 to 24.5 percentage points in 2009. The gap between Anglo and Hispanic student TAKS performance declined from 23.9 to 17.7 percentage points in between 2006 and 2009.

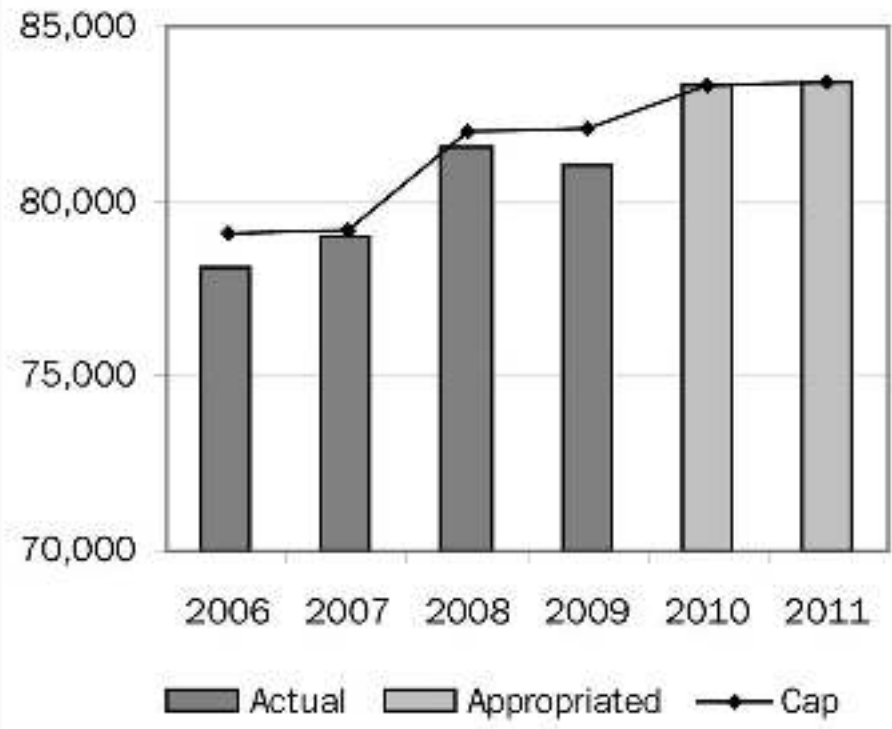
HIGHER EDUCATION

ALL FUNDS 2010-11 APPROPRIATIONS

IN MILLIONS



FULL-TIME-EQUIVALENT POSITIONS



2010-11 FUNDING HIGHLIGHTS

Higher Education appropriations for the 2010-11 biennium increased from the 2008-09 biennium by \$1,343.9 million, or 6.2 percent, in All Funds. (This includes funds related to benefits for higher education employees.)

Appropriations for the 2010-11 biennium include \$4,582.6 million in General Revenue Funds for the general academic institutions and system offices; \$2,510.5 million for health-related institutions; \$1,844.2 million for public community and junior colleges; and \$1,123.1 million for higher education group insurance. General Revenue funding for financial assistance programs includes \$614.2 million for the TEXAS Grants I Program and \$211.8 million for Tuition Equalization Grants.

SELECTED FACTS

The Texas system of public higher education encompasses 35 general academic teaching institutions; three lower-division institutions; 50 community and junior college districts; one technical college with four main campuses; nine health-related institutions, including seven state medical schools; three dental schools; and numerous other allied health and nursing units.

Approximately 1,144,327 students were enrolled in public higher education institutions in fall 2008.

The target for percentage of students graduating from public universities in six years or less is 57.7 percent in fiscal year 2009.

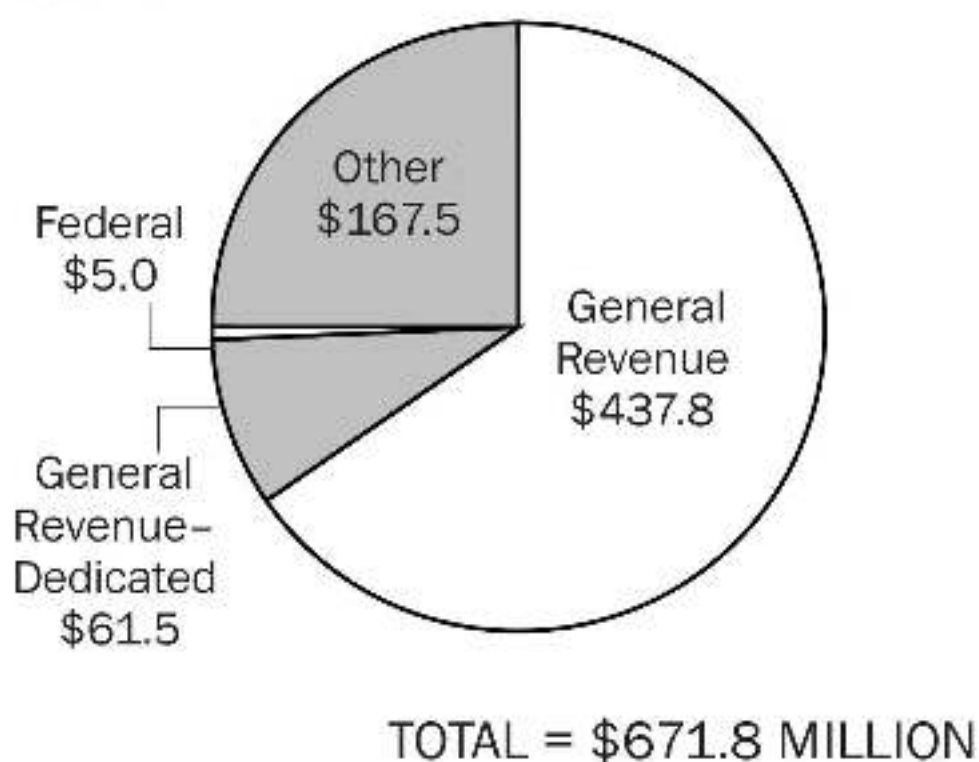
The target for percentage of students graduating from public universities in four years or less is 37.0 percent in fiscal year 2009.

The percentage of students enrolled in public colleges who are African American or Hispanic was 41.1 in fiscal year 2008.

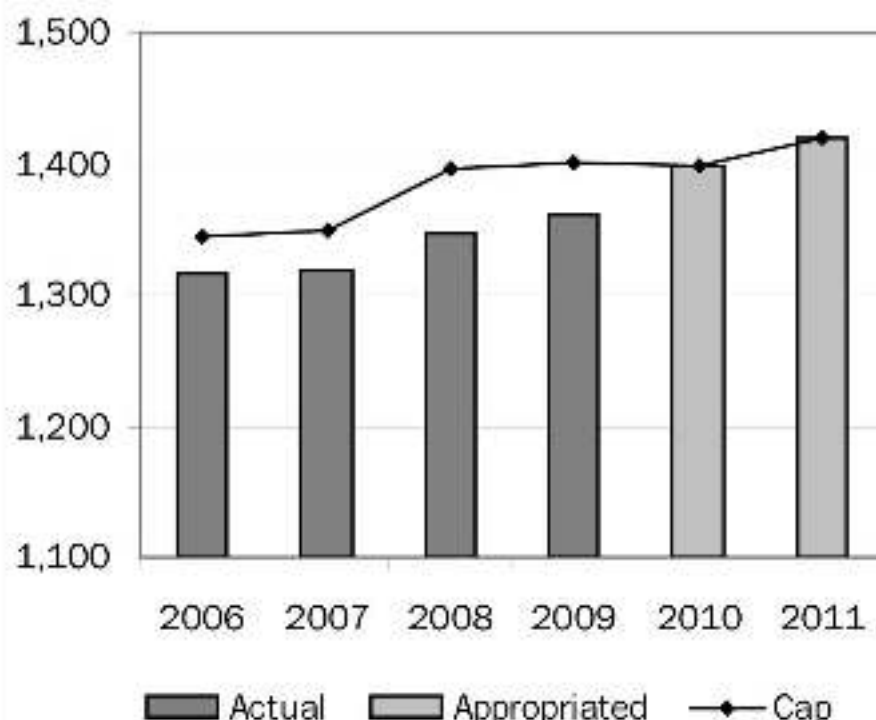
THE JUDICIARY

ALL FUNDS
2010–11 APPROPRIATIONS

IN MILLIONS



FULL-TIME-EQUIVALENT POSITIONS



2010–11 FUNDING HIGHLIGHTS

Appropriations for the Judiciary for the 2010–11 biennium increased from the 2008–09 biennium by \$47.6 million, or 7.6 percent, in All Funds.

Appropriations for the 2010–11 biennium include \$90.5 million for operations at the 16 appellate courts. The funding provides for attorneys, court clerks, other necessary staff, and operating expenses that should allow each court to attain or exceed court performance targets. These amounts include a \$3.8 million increase in General Revenue Funds for a block grant to the 14 Courts of Appeals that provides similar funding for same-sized courts.

Appropriations to the Supreme Court for the 2010–11 biennium include one-time funding for Basic Civil Legal Services for income-eligible Texans. This funding is intended to offset an anticipated decline in revenue due to low interest rates in the Interest on Lawyers’ Trust Account (IOLTA) program.

SELECTED FACTS

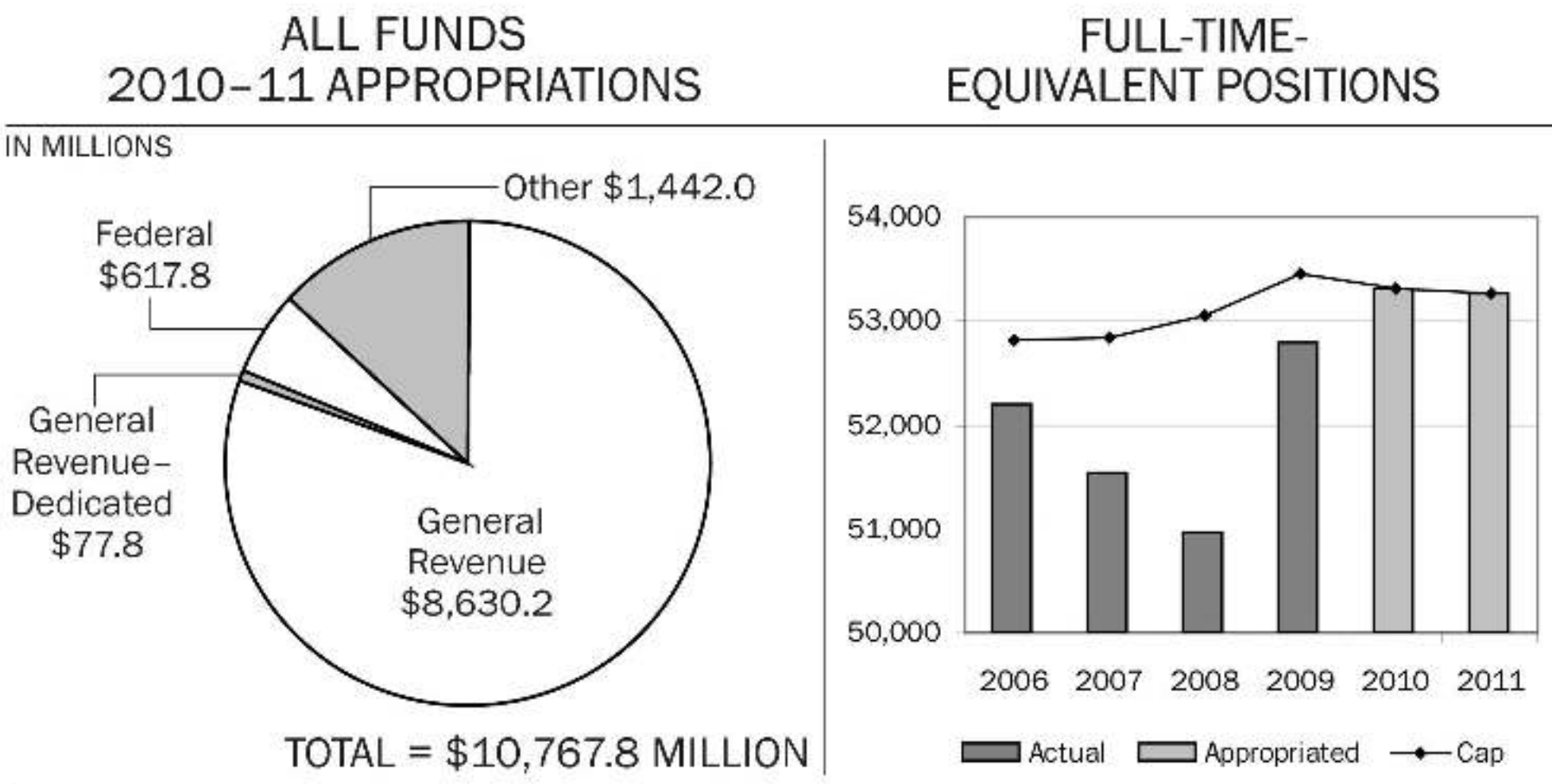
The Texas Legislature funds salaries and operating costs for the Supreme Court of Texas, the Court of Criminal Appeals, and the 14 courts of appeals.

Salaries of district judges, visiting judges, and district attorneys; expenses of the district attorneys’ offices; and witness fees and salary supplements for county court judges and county prosecutors are funded through the Comptroller’s Judiciary Section.

The case disposition rate for the Supreme Court of Texas was 100 percent in fiscal year 2009.

The case disposition rate for Petitions for Discretionary Review granted by the Court of Criminal Appeals was 46 percent in fiscal year 2009.

PUBLIC SAFETY AND CRIMINAL JUSTICE



2010-11 FUNDING HIGHLIGHTS

Public Safety and Criminal Justice appropriations for the 2010-11 biennium decreased from the 2008-09 biennium by \$106.4 million, or 1.0 percent, in All Funds.

Appropriations for the 2010-11 biennium include \$4.9 billion in All Funds for the incarceration of adults by the Department of Criminal Justice; \$400.0 million in All Funds for residential placement of juveniles by the Texas Youth Commission; and \$335.8 million in All Funds for the Highway Patrol Service of the Department of Public Safety.

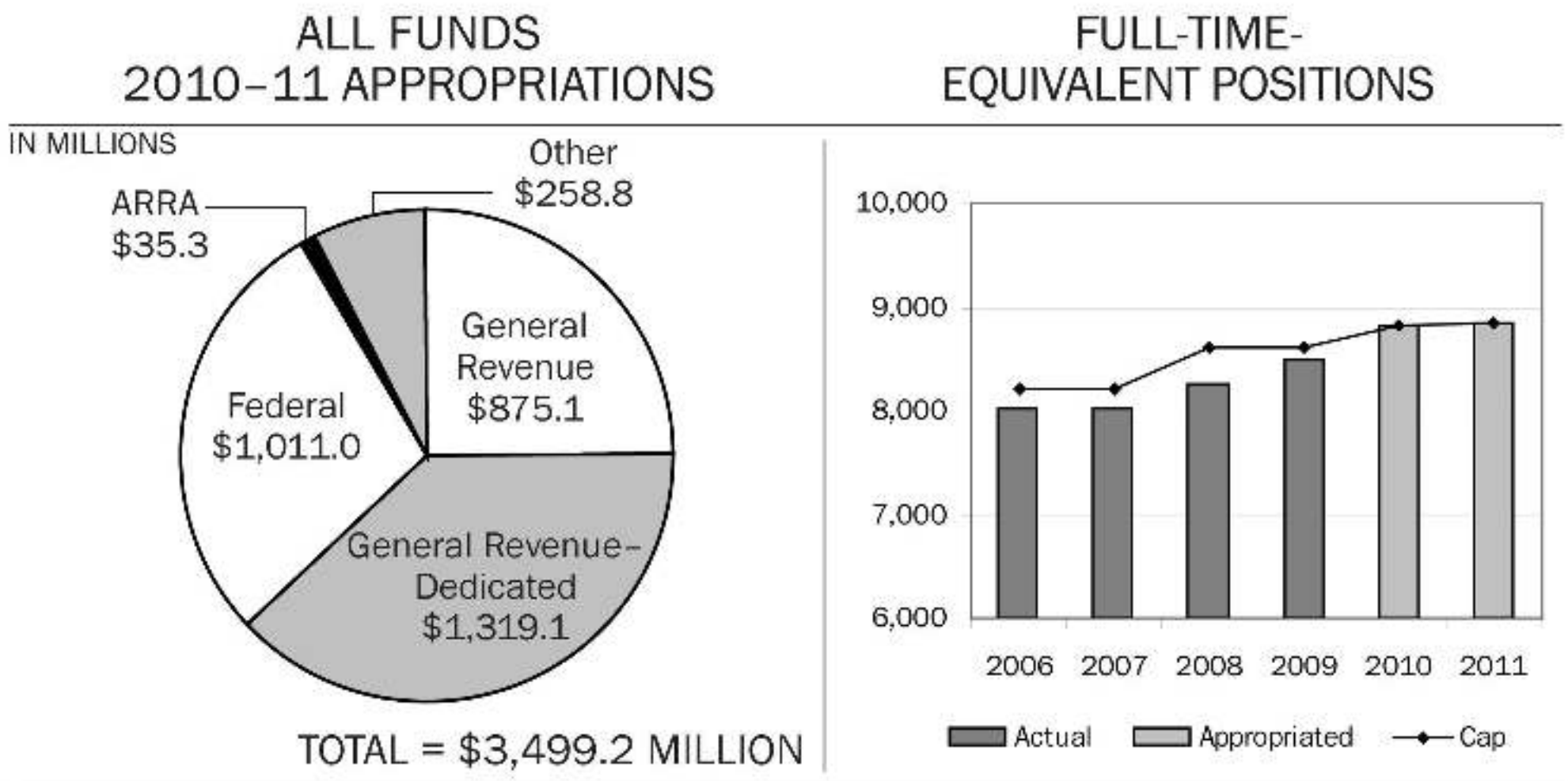
SELECTED FACTS

The 2010-11 biennium begins with 155,079 adults and 2,259 juveniles incarcerated in the state's correctional system.

A total population of 279,250 offenders was under direct community supervision (adult probation) at the end of fiscal year 2009. A total population of 80,195 offenders was actively supervised on parole.

Texas' Index Crime Rate has shown a marked decrease since the late 1980s. The Index Crime Rate reached a high of 8,020 crimes per 100,000 population in 1988. In 2008, the most recent year for which data are available, the rate was 4,495 crimes per 100,000 population.

NATURAL RESOURCES



2010-11 FUNDING HIGHLIGHTS

Natural Resources appropriations for the 2010-11 biennium increased from the 2008-09 biennium by \$4.5 million, or 0.1 percent, in All Funds.

Appropriations for the 2010-11 biennium include an increase of \$50.8 million in sporting goods sales tax receipts (General Revenue Funds) to fund state park operations and grants to local governments for park acquisition and development.

The 2010-11 biennium also includes an increase of \$118.5 million in appropriations for debt service payments on General Obligation (GO) water bonds, primarily for \$707.8 million in new bond issues to finance water projects associated with implementing the State Water Plan.

Appropriations for the Texas Commission on Environmental Quality for the 2010-11 biennium decreased by \$156.5 million. This is due to reduced funding for Petroleum Storage Tank (PST) remediation payments as the program is phased out and ends on September 1, 2011; and a \$140.9 million decrease in funding for the Texas Emissions Reduction Plan, which results in a reduced level of funding for incentive payments for the state's air emissions reduction program and technology research grants.

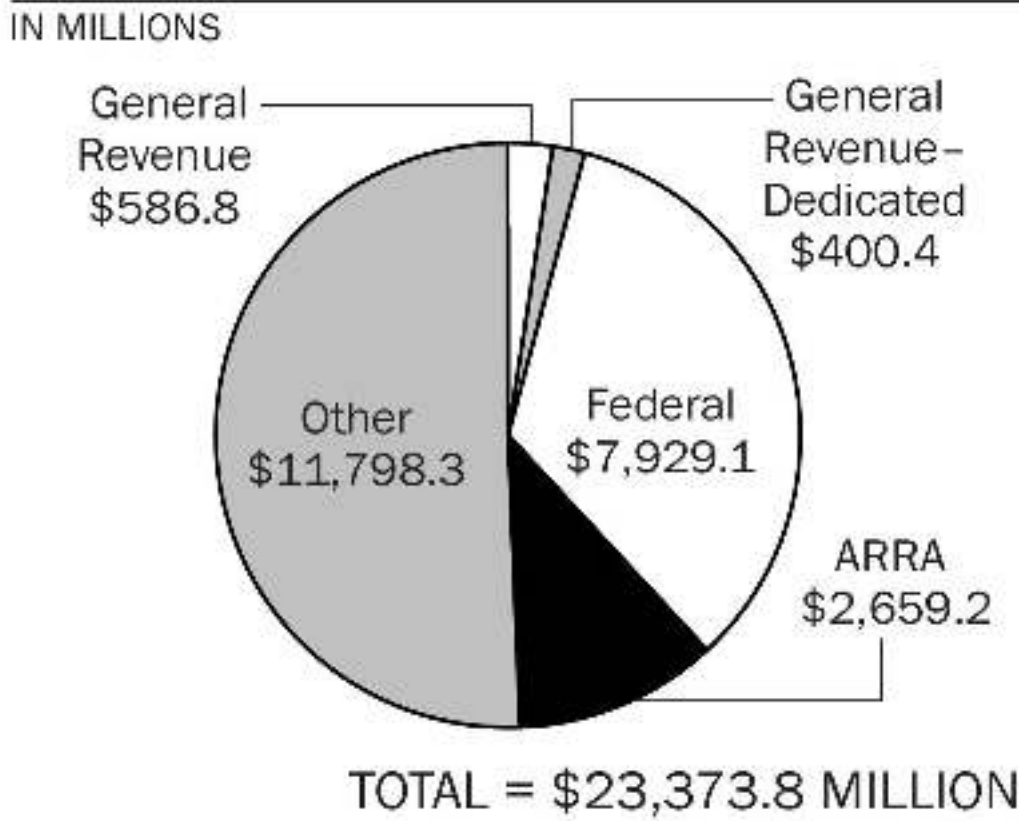
SELECTED FACTS

Among the 50 states, Texas ranks first in the number of farms and total farm land acreage, first in the production of crude oil, fourth in total toxic air emissions, seventh in the number of hazardous waste sites on the National Priority List, and eighteenth in the number of state parks, recreation areas, and natural areas.

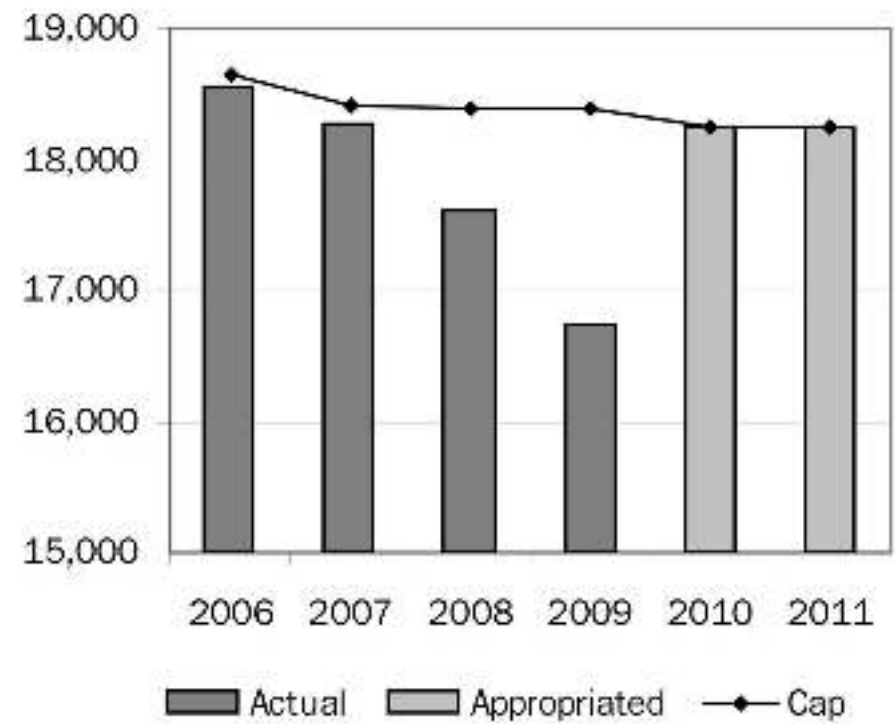
The number of completed colonia projects for water or wastewater services is expected to increase from 72 in 2009 to 81 in 2010 and 85 in 2011.

BUSINESS AND ECONOMIC DEVELOPMENT

ALL FUNDS
2010-11 APPROPRIATIONS



FULL-TIME-EQUIVALENT POSITIONS



2010-11 FUNDING HIGHLIGHTS

Business and Economic Development appropriations for the 2010-11 biennium increased from the 2008-09 biennium by \$1.2 billion, or 5.4 percent, in All Funds.

Appropriations for the 2010-11 biennium include a \$463.1 million increase in All Funds for the Department of Transportation (TxDOT). The increase is due to the availability of federal economic stimulus funds from the American Recovery and Reinvestment Act of 2009 (ARRA) and increased appropriations from State Highway Funds and General Obligation bond proceeds.

The Eighty-first Legislature, Regular Session, 2009, established the Department of Motor Vehicles with the transfer of responsibilities and funding for vehicle titling and registration, motor carrier registration and enforcement, and the Automotive Burglary and Theft Prevention authority from TxDOT.

Appropriations for the 2010-11 biennium include a \$438.4 million increase in All Funds for the Texas Workforce Commission. The agency received an appropriation of \$436.8 million in Federal Funds from ARRA.

SELECTED FACTS

In fiscal year 2009, the percentage of CHOICES program participants who remained employed one year later was 75.1.

The percentage of very-low- to moderate-income households in need of affordable housing assistance receiving housing or housing assistance was 0.65 in fiscal year 2009.

The Texas Lottery Commission's total prize payout was \$2.3 billion in fiscal year 2009, the fourth-largest amount awarded by a state during that year. Texas retained \$1.0 billion in gross receipts from lottery ticket sales during that period, making it third in net revenues retained, following New York and Florida.

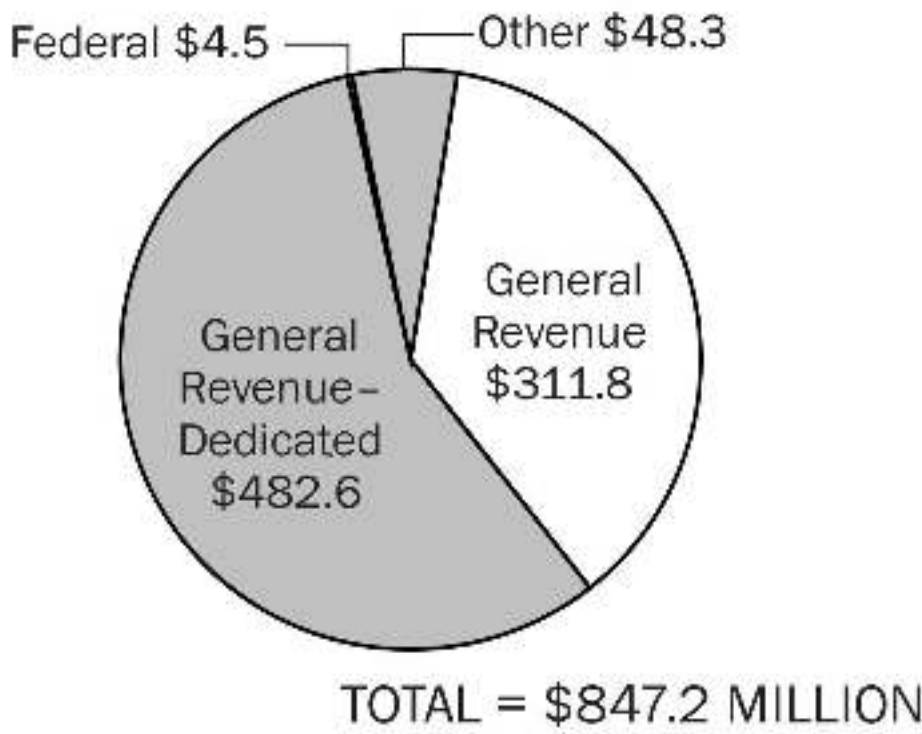
The Department of Transportation contracted for 1,334 highway construction projects during the 2008-09 biennium.

Over 21 million vehicles were registered in Texas in fiscal year 2008.

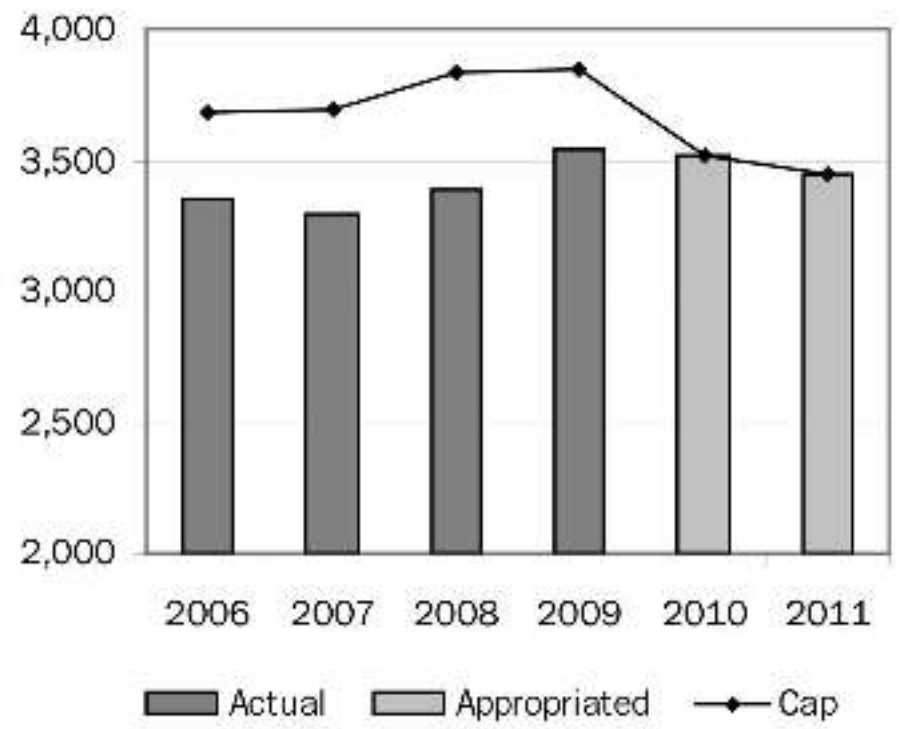
REGULATORY

ALL FUNDS
2010-11 APPROPRIATIONS

IN MILLIONS



FULL-TIME-EQUIVALENT POSITIONS



2010-11 FUNDING HIGHLIGHTS

Regulatory agencies' appropriations for the 2010-11 biennium increased from the 2008-09 biennium by \$78.6 million, or 10.2 percent, in All Funds.

The Public Utility Commission was appropriated \$257.8 million in General Revenue-Dedicated Funds from the System Benefit Account for customer education, assistance for certain low-income electricity customers, and wholesale electric market oversight activity. This includes an increase of approximately \$67.7 million from 2008-09 levels in the same source of funds.

The Department of Insurance was appropriated \$241 million in All Funds for the regulation of the insurance industry including \$34.8 million for the new Healthy Texas Program. The program would allow health benefit plan issuers to receive reimbursements for claims paid for individuals covered under qualifying group health plans.

The Department of Licensing and Regulation was appropriated \$48.5 million in All Funds for the regulation of 29 industries. This includes \$30.8 million for enforcing regulations, issuing licenses, resolving complaints, and conducting investigations. In an effort to improve the regulation of the tax professional and polygraph examiner industries, the Board of Tax Professional Examiners and the Polygraph Examiners Board were abolished and their functions transferred to the Department of Licensing and Regulation.

SELECTED FACTS

Texas has 26 regulatory agencies which regulate a wide range of industries and occupations, including insurance, telecommunications, electric utilities, securities, financial institutions, real estate, health-related occupations, and pari-mutuel racing.

In fiscal year 2009, the number of individuals licensed, registered, or certified by the state totaled 1,477,644. This number is anticipated to increase to 1,522,944 in fiscal year 2010 and 1,538,718 in fiscal year 2011.

THE LEGISLATURE

ALL FUNDS 2010-11 APPROPRIATIONS

IN MILLIONS



TOTAL = \$354.9 MILLION

2010-11 FUNDING HIGHLIGHTS

Appropriations for the 2010-11 biennium for the Legislature increased from the 2008-09 biennium by \$10.9 million, or 3.2 percent, in All Funds.

SELECTED FACTS

Texas became the twenty-eighth state on December 29, 1845. The First Legislature convened in February 1846 and adjourned in May of that same year.

The Legislature convenes in Austin for a 140-day regular session every two years in odd-numbered years. The Governor may call additional 30-day special sessions, as needed, in which the Legislature may consider only the subjects submitted to it by the Governor.

The Senate consists of 31 senators elected to four-year overlapping terms of office. The Lieutenant Governor, an elected official, is the presiding officer of the Senate and serves a four-year term.

The House of Representatives consists of 150 representatives elected in even-numbered years to two-year terms of office. At the beginning of each regular session, the House elects a Speaker of the House from its members to serve as the presiding officer.

According to the CQ Press, Texas ranks eleventh in the number of legislative members, with 181 members representing approximately 24.3 million citizens, an average of 134,403 citizens per legislator.

CONTACT INFORMATION

CAPITOL COMPLEX

INFORMATION
(512) 463-4630

SERGEANT-AT-ARMS
Senate
(512) 463-0200

SERGEANT-AT-ARMS
House of Representatives
(512) 463-0910

CAPITOL COMPLEX
EMERGENCY ASSISTANCE
(512) 463-3333

CAPITOL POLICE
DPS Dispatch
(512) 463-3556

CAPITOL COMPLEX
FIRST AID STATION
(512) 463-0313

CAPITOL VISITORS CENTER
(512) 305-8400
112 East 11th Street
Austin, TX 78711

CAPITOL COMPLEX
Building Services
(512) 463-3600

BOB BULLOCK TEXAS STATE
HISTORY MUSEUM
(512) 936-8746
(512) 936-4649 Reservations
1800 North Congress Avenue
Austin, TX 78701
www.thestoryoftexas.com

LEGISLATIVE AGENCIES

SENATE
David Dewhurst
Lieutenant Governor
(512) 463-0001
P.O. Box 12068
Austin, TX 78711
www.senate.state.tx.us

HOUSE OF REPRESENTATIVES
Joe Straus III
Speaker of the House
(512) 463-1000
P.O. Box 2910
Austin, TX 78768
www.house.state.tx.us

LEGISLATIVE
BUDGET BOARD
John O'Brien, Director
(512) 463-1200
P.O. Box 12666
Austin, TX 78711-2666
www.lbb.state.tx.us

STATE AUDITOR'S OFFICE
John Keel, State Auditor
(512) 936-9500
P.O. Box 12067
Austin, TX 78711-2067
www.sao.state.tx.us

SUNSET ADVISORY
COMMISSION
Ken Levine, Interim Director
(512) 463-1300
P.O. Box 13066
Austin, TX 78711-3066
www.sunset.state.tx.us

LEGISLATIVE COUNCIL
Joanna Peavy, Interim Director
(512) 463-1151
P.O. Box 12128
Austin, TX 78711-2128
www.tlc.state.tx.us

LEGISLATIVE
REFERENCE LIBRARY
Mary Camp, Director
(512) 463-1252
P.O. Box 12488
Austin, TX 78711-2488
www.lrl.state.tx.us

COMMISSION ON
UNIFORM STATE LAWS
Patrick Guillot, Commission Chair
(214) 361-8088
1153 Quaker Street
Dallas, TX 75207

CONTACT INFORMATION

STATE AGENCIES

BOARD OF
PUBLIC ACCOUNTANCY
(512) 305-7800
www.tsbpa.state.tx.us

ADJUTANT GENERAL'S
DEPARTMENT
(TEXAS NATIONAL GUARD)
(512) 782-5001
www.agd.state.tx.us

STATE OFFICE OF
ADMINISTRATIVE HEARINGS
(512) 475-4993
www.soah.state.tx.us

DEPARTMENT OF AGING AND
DISABILITY SERVICES
(512) 438-3011
www.dads.state.tx.us

DEPARTMENT
OF AGRICULTURE
(512) 463-7476 (800) 835-5832
www.agr.state.tx.us

ALCOHOLIC BEVERAGE
COMMISSION
(512) 206-3333 (888) 843-8222
www.tabc.state.tx.us

ANGELO STATE UNIVERSITY
(325) 942-2555 (800) 946-8627
www.angelo.edu

ANIMAL HEALTH
COMMISSION
(512) 719-0700 (800) 550-8242
www.tahc.state.tx.us

APPRAISER LICENSING AND
CERTIFICATION BOARD
(512) 459-2232
www.talcb.state.tx.us

BOARD OF
ARCHITECTURAL EXAMINERS
(512) 305-9000
www.tbae.state.tx.us

COMMISSION ON THE ARTS
(512) 463-5535 (800) 252-9415
www.arts.state.tx.us

DEPARTMENT OF ASSISTIVE AND
REHABILITATIVE SERVICES
(512) 377-0800 (800) 628-5115
www.dars.state.tx.us

OFFICE OF THE
ATTORNEY GENERAL
(512) 463-2100 (800)252-8011
www.oag.state.tx.us

STATE AUDITOR'S OFFICE
(512) 936-9500
(800) 892-8348 (Hotline)
www.sao.state.tx.us

DEPARTMENT
OF BANKING
(512) 475-1300 (877) 276-5554
www.banking.state.tx.us

SCHOOL FOR THE BLIND AND
VISUALLY IMPAIRED
(512) 454-8631 (800) 872-5273
www.tsbvi.edu

BOND REVIEW BOARD
(512) 463-1741 (800) 732-6637
www.brb.state.tx.us

CANCER PREVENTION AND
RESEARCH INSTITUTE OF TEXAS
(512) 463-3190
www.cprit.state.tx.us

TEXAS STATE CEMETERY
(512) 463-0605
www.cemetery.state.tx.us

CONTACT INFORMATION

STATE AGENCIES (CONTINUED)

BOARD OF
CHIROPRACTIC EXAMINERS
(512) 305-6700 (800) 821-3205
www.tbce.state.tx.us

STATE COUNCIL ON
COMPETITIVE GOVERNMENT
(512) 463-3855
www.ccg.state.tx.us

COMPTROLLER OF
PUBLIC ACCOUNTS
(512) 463-4444 (800) 531-5441
www.window.state.tx.us

CONSUMER CREDIT
COMMISSIONER
(512) 936-7600 (800) 538-1579
www.occ.state.tx.us

TEXAS CORRECTIONAL OFFICE
ON OFFENDERS WITH MEDICAL
OR MENTAL IMPAIRMENTS
(512) 406-5406
[www.tdcj.state.tx.us/tcomi/
tcomi-home.htm](http://www.tdcj.state.tx.us/tcomi/tcomi-home.htm)

OFFICE OF
COURT ADMINISTRATION
(512) 463-1625
www.courts.state.tx.us/oca/

COURT OF APPEALS,
FIRST DISTRICT, HOUSTON
(713) 655-2700
www.1stcoa.courts.state.tx.us

COURT OF APPEALS,
SECOND DISTRICT,
FORT WORTH
(817) 884-1900
www.2ndcoa.courts.state.tx.us

COURT OF APPEALS,
THIRD DISTRICT, AUSTIN
(512) 463-1733
www.3rdcoa.courts.state.tx.us

COURT OF APPEALS,
FOURTH DISTRICT,
SAN ANTONIO
(210) 335-2635
www.4thcoa.courts.state.tx.us

COURT OF APPEALS,
FIFTH DISTRICT, DALLAS
(214) 712-3450
www.5thcoa.courts.state.tx.us

COURT OF APPEALS,
SIXTH DISTRICT, TEXARKANA
(903) 798-3046
www.6thcoa.courts.state.tx.us

COURT OF APPEALS,
SEVENTH DISTRICT,
AMARILLO
(806) 342-2650
www.7thcoa.courts.state.tx.us

COURT OF APPEALS,
EIGHTH DISTRICT, EL PASO
(915) 546-2240
www.8thcoa.courts.state.tx.us

COURT OF APPEALS,
NINTH DISTRICT, BEAUMONT
(409) 835-8402
www.9thcoa.courts.state.tx.us

COURT OF APPEALS,
TENTH DISTRICT, WACO
(254) 757-5200
www.10thcoa.courts.state.tx.us

CONTACT INFORMATION

STATE AGENCIES (CONTINUED)

COURT OF APPEALS,
ELEVENTH DISTRICT, EASTLAND
(254) 629-2638
www.11thcoa.courts.state.tx.us

COURT OF APPEALS,
TWELFTH DISTRICT, TYLER
(903) 593-8471
www.12thcoa.courts.state.tx.us

COURT OF APPEALS,
THIRTEENTH DISTRICT, CORPUS
CHRISTI-EDINBURG
(361) 888-0416
www.13thcoa.courts.state.tx.us

COURT OF APPEALS,
FOURTEENTH DISTRICT, HOUSTON
(713) 655-2800
www.14thcoa.courts.state.tx.us

COURT OF CRIMINAL APPEALS
(512) 463-1551
www.cca.courts.state.tx.us

COURT REPORTERS
CERTIFICATION BOARD
(512) 463-1630
www.crcb.state.tx.us

CREDIT UNION
DEPARTMENT
(512) 837-9236
www.tcup.state.tx.us

DEPARTMENT
OF CRIMINAL JUSTICE
Austin: (512) 463-9988
Huntsville: (936) 295-6371
www.tdcj.state.tx.us

SCHOOL FOR THE DEAF
(512) 462-5353
www.tsd.state.tx.us

TEXAS STATE BOARD OF
DENTAL EXAMINERS
(512) 463-6400
www.tsbde.state.tx.us

TEXAS EDUCATION AGENCY
(512) 463-9734
www.tea.state.tx.us

STATE BOARD OF
EDUCATOR CERTIFICATION
(512) 936-8400 (888) 863-5880
www.sbec.state.tx.us

COMMISSION ON STATE
EMERGENCY COMMUNICATIONS
(512) 305-6911 (800) 562-0911
www.911.state.tx.us

EMPLOYEES
RETIREMENT SYSTEM
(512) 867-7711 (877) 275-4377
www.ers.state.tx.us

BOARD OF PROFESSIONAL
ENGINEERS
(512) 440-7723
www.tbpe.state.tx.us

COMMISSION ON
ENVIRONMENTAL QUALITY
(512) 239-1000
www.tceq.state.tx.us

TEXAS ETHICS COMMISSION
(512) 463-5800 (800) 325-8506
www.ethics.state.tx.us

FACILITIES COMMISSION
(512) 463-3446
www.tfc.state.tx.us

DEPARTMENT OF FAMILY AND
PROTECTIVE SERVICES
(512) 438-4800
www.dfps.state.tx.us

CONTACT INFORMATION

STATE AGENCIES (CONTINUED)

TEXAS FILM COMMISSION
(512) 463-9200
www.governor.state.tx.us/FILM

PUBLIC FINANCE AUTHORITY
(512) 463-5544
www.tpfa.state.tx.us

FIRE FIGHTERS' PENSION
COMMISSIONER
(512) 936-3372 (800) 919-3372
www.ffpc.state.tx.us

COMMISSION
ON FIRE PROTECTION
(512) 936-3838
www.tcfp.state.tx.us

FUNERAL SERVICE
COMMISSION
(512) 936-2474
www.tfsc.state.tx.us

GENERAL LAND OFFICE AND
VETERANS' LAND BOARD
(512) 463-5001 (800) 998-4456
(512) 463-5060 (Vet Info)
(800) 252-8387 (Vet Hotline)
www.glo.state.tx.us
www.glo.state.tx.us/vlb

BOARD OF PROFESSIONAL
GEOLOGISTS
(512) 936-4400
www.tbpg.state.tx.us

OFFICE OF THE GOVERNOR
(512) 463-2000 (800) 843-5789
www.governor.state.tx.us

HEALTH AND HUMAN SERVICES
COMMISSION
(512) 424-6500
www.hhsc.state.tx.us

HEALTH PROFESSIONS COUNCIL
(512) 305-8550
www.hpc.state.tx.us

DEPARTMENT OF
STATE HEALTH SERVICES
(512) 458-7111 (888) 963-7111
www.dshs.state.tx.us

HIGHER EDUCATION
COORDINATING BOARD
(512) 427-6101
www.thecb.state.tx.us

HISTORICAL COMMISSION
(512) 463-6100
www.thc.state.tx.us

HOUSE OF
REPRESENTATIVES
(512) 463-1000
www.house.state.tx.us

DEPARTMENT
OF HOUSING AND
COMMUNITY AFFAIRS
(512) 475-3800 (800) 525-0657
www.tdhca.state.tx.us

DEPARTMENT OF
INFORMATION RESOURCES
(512) 475-4700 (800) 348-9157
www.dir.state.tx.us

OFFICE OF INJURED EMPLOYEE
COUNSEL
(866) 393-6432
www.oiec.state.tx.us

DEPARTMENT
OF INSURANCE
(512) 463-6169 (800) 578-4677
www.tdi.state.tx.us

CONTACT INFORMATION

STATE AGENCIES (CONTINUED)

OFFICE OF PUBLIC
INSURANCE COUNSEL
(512) 322-4143
www.opic.state.tx.us

COMMISSION
ON JAIL STANDARDS
(512) 463-5505
www.tcjs.state.tx.us

STATE COMMISSION
ON JUDICIAL CONDUCT
(512) 463-5533 (877) 228-5750
www.scjc.state.tx.us

JUDICIARY SECTION,
COMPTROLLER OF
PUBLIC ACCOUNTS
(512) 936-5985 (800) 531-5441,
ext 65985
www.window.state.tx.us/judiciary/

JUVENILE PROBATION
COMMISSION
(512) 424-6700
www.tjpc.state.tx.us

LAMAR UNIVERSITY
(409) 880-8888
www.lamar.edu

LAMAR INSTITUTE OF
TECHNOLOGY
(409) 880-8321 (800) 950-6989
www.lit.edu

LAMAR UNIVERSITY – ORANGE
(409) 883-7750
www.lSCO.edu

LAMAR UNIVERSITY – PORT ARTHUR
(409) 983-4921 (800) 477-5872
www.lamarpa.edu

BOARD OF PROFESSIONAL
LAND SURVEYING
(512) 239-5263
www.txls.state.tx.us

COMMISSION ON
LAW ENFORCEMENT OFFICER
STANDARDS AND EDUCATION
(512) 936-7700
www.tcleose.state.tx.us

STATE LAW LIBRARY
(512) 463-1722
www.sll.state.tx.us

LEGISLATIVE
BUDGET BOARD
(512) 463-1200
www.lbb.state.tx.us

LEGISLATIVE COUNCIL
(512) 463-1155
www.tlc.state.tx.us

LEGISLATIVE
REFERENCE LIBRARY
(512) 463-1252
www.lrl.state.tx.us

LIBRARY AND ARCHIVES
COMMISSION
(512) 463-5455
www.tsl.state.tx.us

DEPARTMENT OF
LICENSING AND REGULATION
(512) 463-6599 (800) 803-9202
www.license.state.tx.us

LIEUTENANT GOVERNOR
(512) 463-0001
www.ltgov.state.tx.us

TEXAS
LOTTERY COMMISSION
(512) 344-5000 (800) 375-6886
www.txlottery.org

MEDICAL BOARD
(512) 305-7010
www.tmb.state.tx.us

CONTACT INFORMATION

STATE AGENCIES (CONTINUED)

MIDWESTERN STATE UNIVERSITY
(940) 397-4000
www.mwsu.edu

DEPARTMENT OF
MOTOR VEHICLES
(512) 416-4800 (888) 368-4689
www.dmvtx.gov

TEXAS MUSIC OFFICE
(512) 463-6666
www.governor.state.tx.us/music

BOARD OF NURSING
(512) 305-7400
www.bon.state.tx.us

OPTIONAL RETIREMENT
PROGRAM
(512) 427-6195
[www.thecb.state.tx.us/PA/
FinanceAndResourcePlanning/
ORP.cfm](http://www.thecb.state.tx.us/PA/FinanceAndResourcePlanning/ORP.cfm)

OPTOMETRY BOARD
(512) 305-8500
www.tob.state.tx.us

BOARD OF PARDONS
AND PAROLES
(512) 406-5452
www.tdcj.state.tx.us/bpp

PARKS AND WILDLIFE
DEPARTMENT
(512) 389-4800 (800) 792-1112
www.tpwd.state.tx.us

PENSION REVIEW BOARD
(512) 463-1736 (800) 213-9425
www.prb.state.tx.us

BOARD OF PHARMACY
(512) 305-8000
www.tsbp.state.tx.us

EXECUTIVE COUNCIL
OF PHYSICAL THERAPY AND
OCCUPATIONAL THERAPY
EXAMINERS
(512) 305-6900
www.ecptote.state.tx.us

BOARD OF
PLUMBING EXAMINERS
(512) 936-5200 (800) 845-6584
www.tsbpe.state.tx.us

BOARD OF
PODIATRIC MEDICAL EXAMINERS
(512) 305-7000 (800) 821-3205
www.foot.state.tx.us

PRAIRIE VIEW A&M
UNIVERSITY
(936) 261-3311
www.pvamu.edu

PRESERVATION BOARD
(512) 463-5495
www.tspb.state.tx.us

OFFICE OF THE STATE
PROSECUTING ATTORNEY
(512) 463-1660
www.spa.state.tx.us

BOARD OF EXAMINERS
OF PSYCHOLOGISTS
(512) 305-7700
www.tsbep.state.tx.us

PUBLIC COMMUNITY/
JUNIOR COLLEGES
Contact the Higher Education
Coordinating Board at
(512) 427-6101 for a list
and phone numbers or
www.thecb.state.tx.us

DEPARTMENT
OF PUBLIC SAFETY
(512) 424-2000
www.txdps.state.tx.us

CONTACT INFORMATION

STATE AGENCIES (CONTINUED)

RACING COMMISSION

(512) 833-6699
www.txrc.state.tx.us

RAILROAD COMMISSION

(512) 463-7288 (877) 228-5740
www.rrc.state.tx.us

REAL ESTATE COMMISSION

(512) 459-6544 (800) 250-8732
www.trec.state.tx.us

STATE OFFICE OF RISK MANAGEMENT

(512) 475-1440 (877) 445-0006
www.sorm.state.tx.us

DEPARTMENT OF RURAL AFFAIRS

(512) 936-6701 (800) 544-2042
www.orca.state.tx.us

SAM HOUSTON STATE UNIVERSITY

(936) 294-1111 (866)-232-7528
www.shsu.edu

DEPARTMENT OF SAVINGS AND MORTGAGE LENDING

(512) 475-1350 (877) 276-5550
www.sml.state.tx.us

SECRETARY OF STATE

(512) 463-5600
www.sos.state.tx.us

SECURITIES BOARD

(512) 305-8300
www.ssb.state.tx.us

SENATE

(512) 463-0001
www.senate.state.tx.us

COUNCIL ON SEX OFFENDER TREATMENT

(512) 834-4530
www.dshs.state.tx.us/csot/

SPEAKER OF THE HOUSE OF REPRESENTATIVES

(512) 463-1000
[www.house.state.tx.us/speaker/
welcome.htm](http://www.house.state.tx.us/speaker/welcome.htm)

SOIL AND WATER CONSERVATION BOARD

(254) 773-2250 (800) 792-3485
www.tsswcb.state.tx.us

STATE BAR

(512) 427-1463 (800) 204-2222
www.texasbar.com

OFFICE OF STATE-FEDERAL RELATIONS

Austin Office: (512) 463-6676
Washington Office: (202) 638-3927
www.osfr.state.tx.us

STEPHEN F. AUSTIN STATE UNIVERSITY

(936) 468-3401
www.sfasu.edu

SUL ROSS STATE UNIVERSITY

(432) 837-8011
www.sulross.edu

SUL ROSS STATE UNIVERSITY – RIO GRANDE COLLEGE

Del Rio Campus (830) 703-4804
Eagle Pass Campus (830) 758-5005
Uvalde Campus (830) 279-3004
www.sulross.edu

SUNSET ADVISORY COMMISSION

(512) 463-1300
www.sunset.state.tx.us

SUPREME COURT OF TEXAS

(512) 463-1312
www.supreme.courts.state.tx.us

CONTACT INFORMATION

STATE AGENCIES (CONTINUED)

TARLETON STATE
UNIVERSITY
(254) 968-9000 (888) 214-4636
www.tarleton.edu

TEACHER
RETIREMENT SYSTEM
(512) 542-6400 (800) 223-8778
TDD (800) 841-4497
www.trs.state.tx.us

TEXAS A&M INTERNATIONAL
UNIVERSITY
(956) 326-2001
www.tamiu.edu

TEXAS A&M UNIVERSITY
(979) 845-3211
www.tamu.edu

TEXAS A&M UNIVERSITY –
COMMERCE
(903) 886-5102 (888) 868-2682
www.tamu-commerce.edu

TEXAS A&M UNIVERSITY –
CORPUS CHRISTI
(361) 825-5700 (800) 482-6822
www.tamucc.edu

TEXAS A&M UNIVERSITY –
KINGSVILLE
(361) 593-2111
www.tamuk.edu

TEXAS A&M UNIVERSITY –
TEXARKANA
(903) 223-3000
www.tamut.edu

TEXAS A&M UNIVERSITY
AT GALVESTON
(409) 740-4400 (877) 322-4443
www.tamug.edu

TEXAS A&M UNIVERSITY SYSTEM
HEALTH SCIENCE CENTER
(979) 458-7200
www.tamhsc.edu

TEXAS A&M UNIVERSITY
SYSTEM ADMINISTRATIVE
AND GENERAL OFFICES
(979) 458-7700
www.tamus.edu

TEXAS A&M UNIVERSITY SYSTEM
HEALTH SCIENCE CENTER,
BAYLOR COLLEGE OF DENTISTRY
(214) 828-8100
www.bcd.tamhsc.edu

TEXAS AGRILIFE
RESEARCH SERVICE
(979) 845-4747
www.agriliferesearch.tamu.edu

TEXAS AGRILIFE
EXTENSION SERVICE
(979) 845-7800
www.texasextension.tamu.edu

TEXAS ENGINEERING
EXPERIMENT STATION
(979) 458-7643
www.tees.tamu.edu

TEXAS ENGINEERING
EXTENSION SERVICE
(979) 458-6800 (877) 833-9638
www.teexweb.tamu.edu
or www.teex.org

TEXAS FOREST SERVICE
(979) 458-6606
www.txforestservation.tamu.edu

TEXAS SOUTHERN
UNIVERSITY
(713) 313-7011
www.tsu.edu

CONTACT INFORMATION

STATE AGENCIES (CONTINUED)

TEXAS STATE TECHNICAL
COLLEGE – HARLINGEN
(956) 364-4117 (800) 852-8784
www.harlingen.tstc.edu

TEXAS STATE TECHNICAL
COLLEGE – MARSHALL
(903) 935-1010 (888) 382-8782
www.marshall.tstc.edu

TEXAS STATE TECHNICAL
COLLEGE – WACO
(254) 799-3611 (800) 792-8784
www.waco.tstc.edu

TEXAS STATE TECHNICAL
COLLEGE – WEST TEXAS
(325) 235-7300 (800) 592-8784
www.westtexas.tstc.edu

TEXAS STATE
TECHNICAL COLLEGE
SYSTEM ADMINISTRATION
(254) 867-4891 (800) 792-8784
www.system.tstc.edu

TEXAS STATE UNIVERSITY –
SAN MARCOS
(512) 245-2111
www.txstate.edu

BOARD OF REGENTS, TEXAS
STATE UNIVERSITY SYSTEM
CENTRAL OFFICE
(512) 463-1808
www.tsus.edu

TEXAS TECH UNIVERSITY
SYSTEM ADMINISTRATION
(806) 742-0012
www.texastech.edu

TEXAS TECH UNIVERSITY
(806) 742-2011
www.ttu.edu

TEXAS TECH UNIVERSITY
HEALTH SCIENCES CENTER
(806) 743-1000
www.ttuhscc.edu

TEXAS WOMAN'S
UNIVERSITY
(940) 898-2000 (866) 809-6130
www.twu.edu

DEPARTMENT
OF TRANSPORTATION
(512) 463-8585
www.dot.state.tx.us

TEXAS TRANSPORTATION
INSTITUTE
(979) 845-1713
tti.tamu.edu

COMMISSION ON
UNIFORM STATE LAWS
(214) 361-8088

UNIVERSITY OF HOUSTON
(713) 743-2255
www.uh.edu

UNIVERSITY OF HOUSTON –
CLEAR LAKE
(281) 283-7600
www.uhcl.edu

UNIVERSITY OF HOUSTON –
DOWNTOWN
(713) 221-8000
www.uhd.edu

UNIVERSITY OF HOUSTON –
VICTORIA
(361) 570-4848 (877) 970-4848
www.uhv.edu

UNIVERSITY OF HOUSTON
SYSTEM ADMINISTRATION
(713) 743-8189
www.uhsa.uh.edu

CONTACT INFORMATION

STATE AGENCIES (CONTINUED)

UNIVERSITY OF NORTH TEXAS
SYSTEM ADMINISTRATION
(940) 565-2904
www.untsystem.unt.edu

UNIVERSITY OF NORTH TEXAS
(940) 565-2000
www.unt.edu

UNIVERSITY OF NORTH TEXAS
HEALTH SCIENCE CENTER AT
FORT WORTH
(817) 735-2000
www.hsc.unt.edu

THE UNIVERSITY OF TEXAS
AT ARLINGTON
(817) 272-2011
www.uta.edu

THE UNIVERSITY OF TEXAS
AT AUSTIN
(512) 475-7348
www.utexas.edu

THE UNIVERSITY OF TEXAS
AT BROWNSVILLE
(956) 882-8200
www.utb.edu

THE UNIVERSITY OF TEXAS
AT DALLAS
(972) 883-2111 (800) 889-2443
www.utdallas.edu

THE UNIVERSITY OF TEXAS
AT EL PASO
(915) 747-5000
www.utep.edu

THE UNIVERSITY OF TEXAS
AT SAN ANTONIO
(210) 458-4011
www.utsa.edu

THE UNIVERSITY OF TEXAS
AT TYLER
(903) 566-7000 (800) 888-9537
www.uttyler.edu

THE UNIVERSITY OF TEXAS
HEALTH CENTER AT TYLER
(903) 877-7777
www.uthct.edu

THE UNIVERSITY OF TEXAS
HEALTH SCIENCE CENTER
AT HOUSTON
(713) 500-4472
www.uthouston.edu

THE UNIVERSITY OF TEXAS
HEALTH SCIENCE CENTER
AT SAN ANTONIO
(210) 567-7000
www.uthscsa.edu

THE UNIVERSITY OF TEXAS
M.D. ANDERSON CANCER CENTER
(713) 792-2121 (877) 632-6789
www.mdanderson.org

THE UNIVERSITY OF TEXAS
MEDICAL BRANCH
AT GALVESTON
(409) 772-2618 (800) 228-1841
www.utmb.edu

THE UNIVERSITY OF TEXAS –
PAN AMERICAN
(956) 381-8872 (866) 441-8872
www.panam.edu

THE UNIVERSITY OF TEXAS
OF THE PERMIAN BASIN
(432) 552-2020
www.utpb.edu

CONTACT INFORMATION

STATE AGENCIES (CONTINUED)

THE UNIVERSITY OF TEXAS
SOUTHWESTERN MEDICAL
CENTER AT DALLAS
(214) 648-3111
www.utsouthwestern.edu

THE UNIVERSITY OF TEXAS
SYSTEM ADMINISTRATION
(512) 499-4200
www.utsystem.edu

VETERANS COMMISSION
(512) 463-5538 (Veterans Benefits)
(512) 475-2395 (Admin info)
(800) 252-8387 (Hotline)
www.tvc.state.tx.us

PUBLIC UTILITY
COMMISSION OF TEXAS
(512) 936-7000 (888) 782-8477
www.puc.state.tx.us

OFFICE OF
PUBLIC UTILITY COUNSEL
(512) 936-7500
www.opc.state.tx.us

VETERINARY MEDICAL
DIAGNOSTIC LABORATORY
(979) 845-3414 (888) 646-5623
www.tvmdl.tamu.edu

BOARD OF
VETERINARY MEDICAL
EXAMINERS
(512) 305-7555 (800) 821-3205
www.tbvme.state.tx.us

WATER DEVELOPMENT BOARD
(512) 463-7847
www.twdb.state.tx.us

WEST TEXAS A&M
UNIVERSITY
(806) 651-0000 (800) 999-8268
www.wtamu.edu

DIVISION OF WORKERS'
COMPENSATION
Austin (800) 804-4000
Outside Austin (800) 372-7713
www.tdi.state.tx.us/wc/index.html

TEXAS
WORKFORCE COMMISSION
(512) 463-2222 (800) 735-2988
TTY (800) 735-2989
www.twc.state.tx.us

TEXAS WORKFORCE
INVESTMENT COUNCIL
(512) 936-8100
www.governor.state.tx.us/twic

YOUTH COMMISSION
(512) 424-6130 (866) 477-8354
www.tyc.state.tx.us

CONTACT INFORMATION

HELPFUL TOLL-FREE NUMBERS

DEPARTMENT OF AGING AND DISABILITY SERVICES

Area Agencies on Aging	(800) 252-9240
Consumer Rights and Services	(800) 458-9858
Long-term Care Regulatory Facility/Agency Info	(800) 458-9858
Medicaid Estate Recovery Program	(800) 458-9858
Medicare	(800) 442-2620
State Long-term Care Ombudsman Program	(800) 252-2412

DEPARTMENT OF AGRICULTURE

Customer Service	(800) 835-5832
TTY	(800) 735-2989

ANIMAL HEALTH COMMISSION

General Information	(800) 550-8242
---------------------	----------------

DEPARTMENT OF ASSISTIVE AND REHABILITATIVE SERVICES

Division for Blind Services	(800) 628-5115
Division for Disability Determination Services	(800) 252-7009
Early Childhood Intervention Services	(800) 628-5115
Rehabilitative Services	(800) 628-5115
TTY	(866) 581-9328

STATE AUDITOR'S OFFICE

Fraud Hotline	(800) 892-8348
---------------	----------------

OFFICE OF ATTORNEY GENERAL

Child Support Information	(800) 252-8014
Consumer Protection Hotline	(800) 621-0508
Crime Victims Compensation Division	(800) 983-9933
Legal Hotline for Older Citizens	(800) 622-2520
Open Government Hotline	(877) 673-6839
Public Information and Assistance	(800) 252-8011

BOB BULLOCK TEXAS STATE HISTORY MUSEUM (866) 369-7108

COMPTROLLER OF PUBLIC ACCOUNTS

Agency Assistance	(800) 531-5441
En Español	(800) 252-7875
Forms and Publications	(800) 252-1389
Property Tax Information	(800) 252-9121
Taxpayer Assistance	(877) 662-8375
Unclaimed Property Claimants/holders	(800) 321-2274
Unclaimed Property Name Searches	(800) 654-3463

CONSUMER CREDIT COMMISSIONER

Consumer Helpline	(800) 538-1579
-------------------	----------------

CRIME STOPPERS HOTLINE (800) 252-8477

DEPARTMENT OF CRIMINAL JUSTICE

Victim Services Division	(800) 848-4284
--------------------------	----------------

TEXAS EDUCATION AGENCY

Parents' Special Education Information Line	(800) 252-9668
---	----------------

EMPLOYEES RETIREMENT SYSTEM

State Employees Retirement Benefits Information	(877) 275-4377
---	----------------

CONTACT INFORMATION

HELPFUL TOLL-FREE NUMBERS (CONTINUED)

TEXAS COMMISSION ON ENVIRONMENTAL QUALITY

Environmental Complaints Hotline	(888) 777-3186
Fraud, Waste, or Abuse Hotline	(877) 901 0700
Laboratory Reporting Fax Line	(800) 252-0237
Local Government and Small Business Assistance	(800) 447-2827
Nonspill Emergencies	(888) 777-3186
Ozone Status Line	(888) 994-9901
Public Assistance on Permitting	(800) 687-4040
Spill Reporting	(800) 832-8224
Superfund Relations Line	(800) 633-9363
Smoking Vehicles Reporting Hotline	(800) 453-7664
Stephenville Special Projects Office	(800) 687-7078
Toxicology Information Line	(877) 922-8370
Vehicle Emissions Testing Hotline	(888) 295-0141
Watermaster, Water Usage Reporting (Concho)	(866) 314-4894
Watermaster, Water Usage Reporting (Rio Grande)	(800) 609-1219
Watermaster, Water Usage Reporting (South Texas)	(800) 733-2733

DEPARTMENT OF FAMILY AND PROTECTIVE SERVICES

Abuse in MHMR Facilities	(800) 647-7418
Child/Elderly Adult Abuse/Neglect Hotline	(800) 252-5400
Consumer Affairs	(800) 720-7777
Child Care Regulatory Information	(800) 862-5252
Foster Care and Adoption Information	(800) 233-3405
Runaway Hotline	(888) 580-4357
Youth Hotline	(800) 210-2278

GENERAL LAND OFFICE

Adopt-A-Beach	(877) 892-6278
General Information	(800) 998-4456
Oil Spill Reporting	(800) 832-8224
Veterans Hotline	(800) 252-8387

OFFICE OF THE GOVERNOR

Citizen's Opinion Hotline	(800) 252-9600
Crime Stoppers Hotline	(800) 252-8477
Information and Referral Hotline	(800) 843-5789
Emerging Technology Fund	(800) 843-5789
Texas Enterprise Fund	(800) 843-5789

HEALTH AND HUMAN SERVICES COMMISSION

Child Abuse Issues	(877) 252-5400
Child Protective Services Issues	(877) 787-8999
CHIP/Children's Medicaid	(877) 543-7669 OR (800) 647-6558
Food Stamp Fraud/Abuse Hotline	(800) 436-6184
Medicaid/CHIP Customer Service	(800) 252-8263
Medicaid Fraud/Abuse Hotline	(800) 436-6184
Ombudsman	(877) 787-8999
Ombudsman (TDD)	(888) 425-6889

CONTACT INFORMATION

HELPFUL TOLL-FREE NUMBERS (CONTINUED)

DEPARTMENT OF STATE HEALTH SERVICES

Agency Central Line	(888) 963-7111
TTY	(800) 735-2989
AIDS/HIV and STD Information	(800) 232-4636
Alzheimer's Disease Information	(800) 242-3399
Asbestos Program	(800) 572-5548, ext 2454
Cancer Registry	(800) 252-8059
Car Seat Information	(800) 252-8255
Childhood Lead Poisoning Prevention Program	(800) 588-1248
Children with Special Health Care Needs	(800) 252-8023
Health Services Civil Rights	(888) 388-6332
TTY	(877) 432-7232
HIV Medication Program	(800) 255-1090
Immunizations	(800) 252-9152
Indoor Air Quality	(800) 293-0753, ext 2444
Mental Health Services	(800) 252-8154
Rabies Hotline	(800) 252-8163
Smoking and Health Information	(800) 345-8647
Social Work Certification Information	(800) 232-3162
Substance Abuse Hotline	(877) 966-3784
Substance Abuse Services	(866) 378-8440
Tobacco Prevention and Control	(800) 345-8647
West Nile	(888) 883-9997
WIC Participant Information Line	(800) 942-3678

DEPARTMENT OF HOUSING AND COMMUNITY AFFAIRS

Bootstrap Loan Program	(800) 462-4251
Foreclosure Prevention	(888) 995-4673
Information for First-time Low-Income Homebuyers	(800) 792-1119
Manufactured Housing Information	(800) 500-7074

OFFICE OF INJURED EMPLOYEE COUNSEL (866) 393-6432

DEPARTMENT OF INSURANCE

Agency Central Line	(800) 578-4677
Consumer Help Line	(800) 252-3439
Insurance Fraud	(888) 327-8818
Workers' Compensation Customer Services	(800) 252-7031

LIBRARY AND ARCHIVES COMMISSION

Library Science Collection	(800) 252-9386
Talking Book Program	(800) 252-9605

LOTTERY COMMISSION

Customer Service	(800) 375-6886
------------------	----------------

MEDICAL BOARD

Complaint Hotline	(800) 201-9353
Customer Service Hotline	(800) 248-4062

DEPARTMENT OF MOTOR VEHICLES

Dealer Enforcement Training	(800) 687-7846
General Information	(888) 368-4689
Lemon Law/Warranty Complaints	(800) 622-8682
Licensing	(866) 366-8887
Motor Carrier Operations	(800) 299-1700

CONTACT INFORMATION

HELPFUL TOLL-FREE NUMBERS (CONTINUED)

PARKS AND WILDLIFE DEPARTMENT

Game and Fish Violations (800) 792-4263
General Information (800) 792-1112

DEPARTMENT OF PUBLIC SAFETY

Concealed Handgun Licensing (800) 224-5744
Crime Stoppers (800) 252-8477
Counter-Terrorism Intelligence Unit (866) 786-5972
Drug Trafficking and Marijuana Cultivation (800) 868-6274
Missing Persons Clearinghouse (800) 346-3243
Motorcycle Safety Unit (800) 292-5787
Railroad Crossing Malfunctions (800) 772-7677

STATE OFFICE OF RISK MANAGEMENT

SORM Fraud Hotline (877) 445-0006

EMERGENCY ROADSIDE ASSISTANCE

(800) 525-5555

RUNAWAY HOTLINE

(888) 580-4357

DEPARTMENT OF RURAL AFFAIRS

(800) 544-2042

SECRETARY OF STATE

Election Information (800) 252-8683
TTY Phone Line (800) 735-2989

STATE BAR

Grievance Information (800) 932-1900
Judges' Assistance Program (800) 219-6474
Lawyer Referral Service (877) 252-9690
Lawyers' Assistance Program (800) 343-8527

TEACHER RETIREMENT SYSTEM

Information (800) 223-8778
TTY (800) 841-4497

TEXAS PREPAID HIGHER EDUCATION TUITION PROGRAM

(800) 445-4723

DEPARTMENT OF TRANSPORTATION

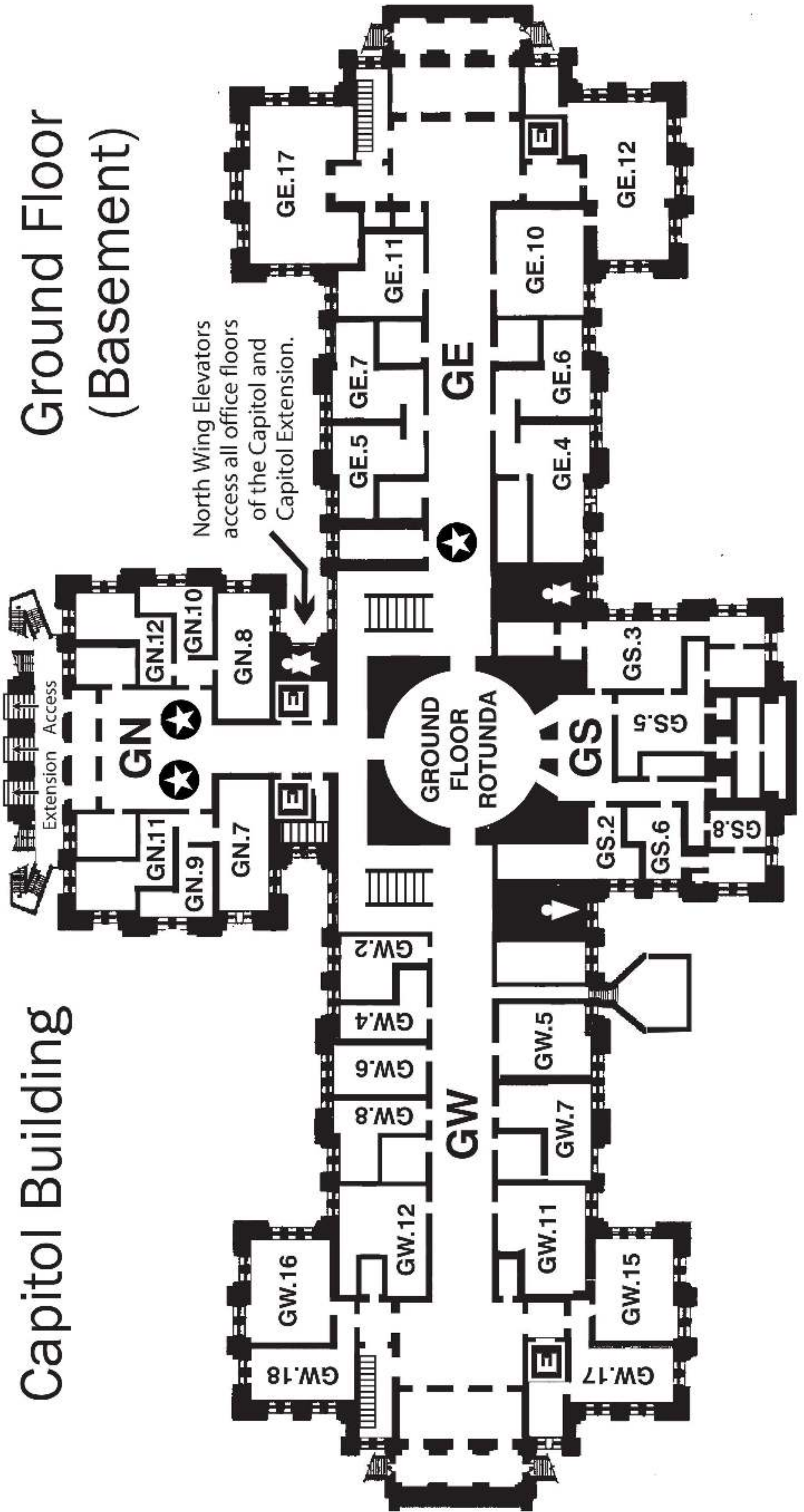
Travel Information (800) 452-9292

VETERANS COMMISSION

Veterans Hotline (800) 252-8387

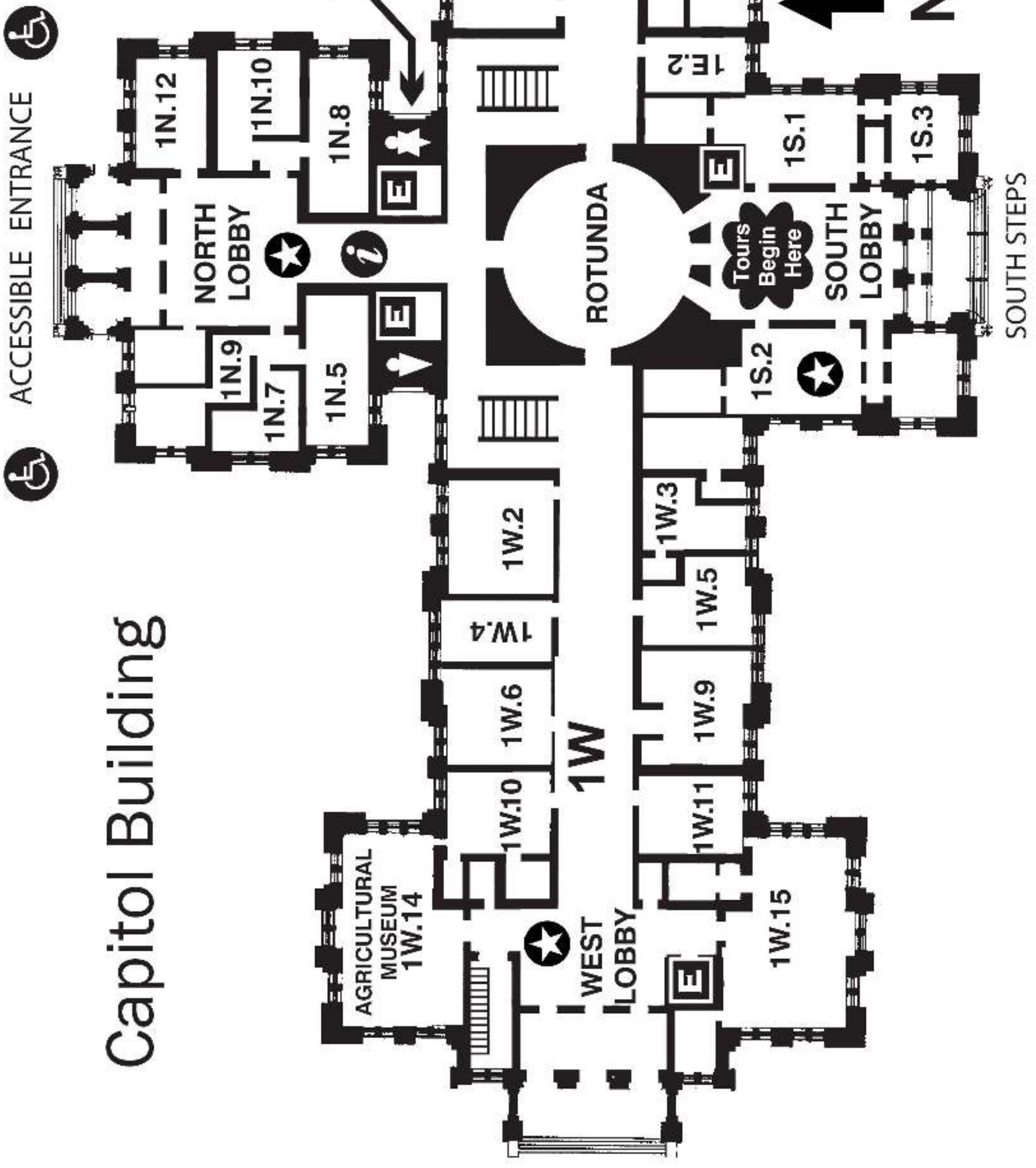
TEXAS WORKFORCE COMMISSION

Career Information Hotline (800) 822-7526
Civil Rights Division (888) 452-4778
Fraud and Abuse (800) 252-3642
Labor Law Information (800) 832-9243
Unemployment Services (800) 939-6631



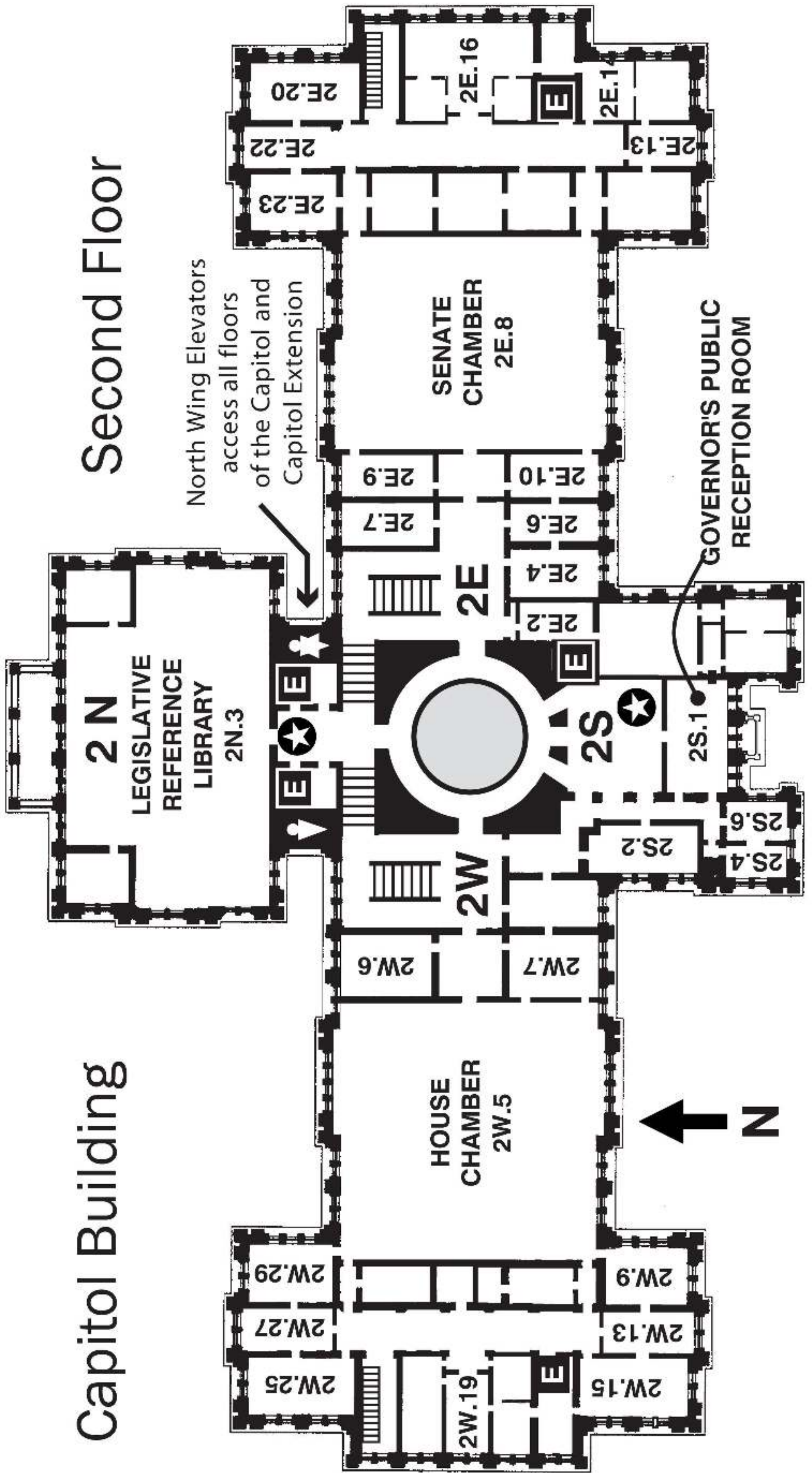
Capitol Building

First Floor



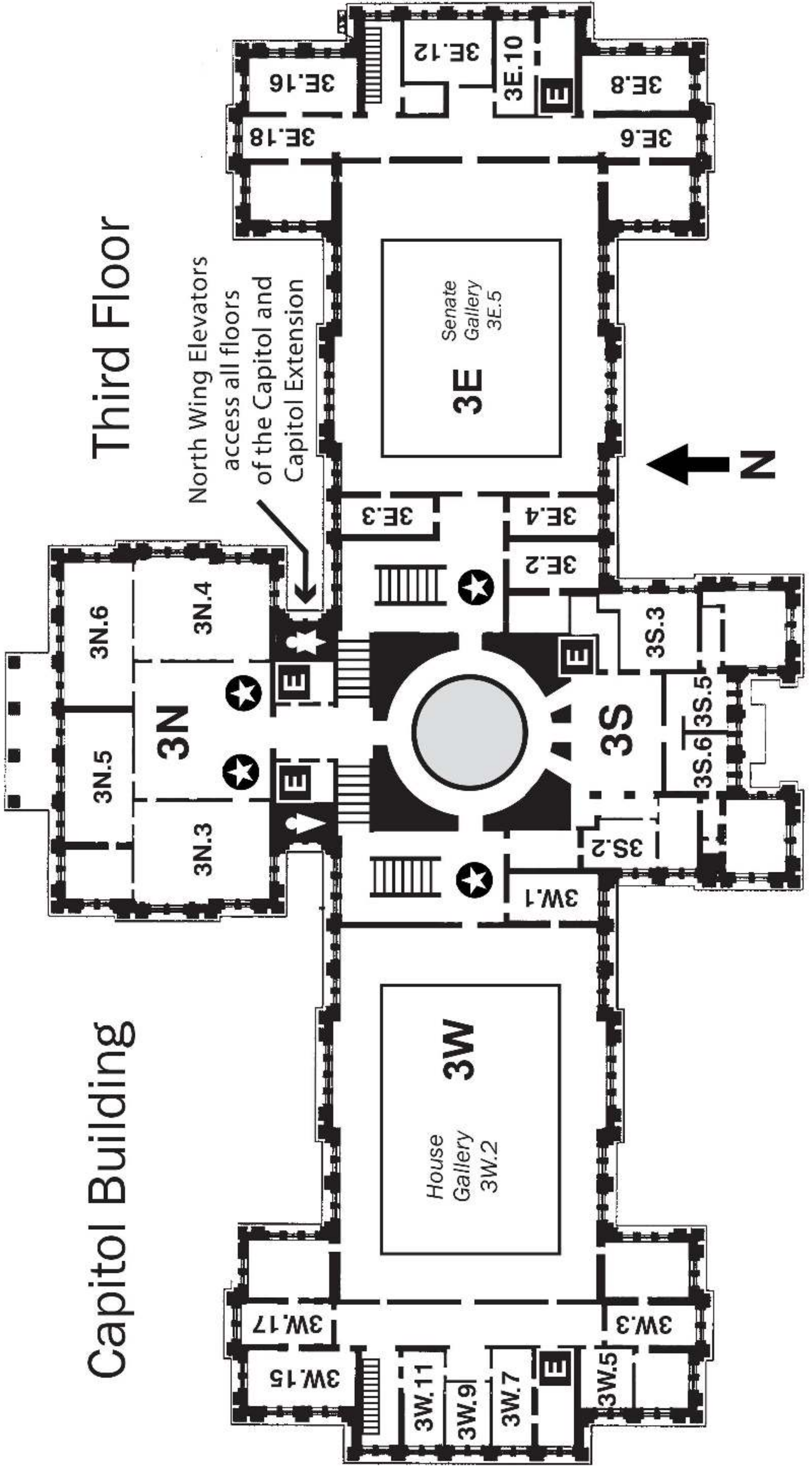
Capitol Building

Second Floor



Capitol Building

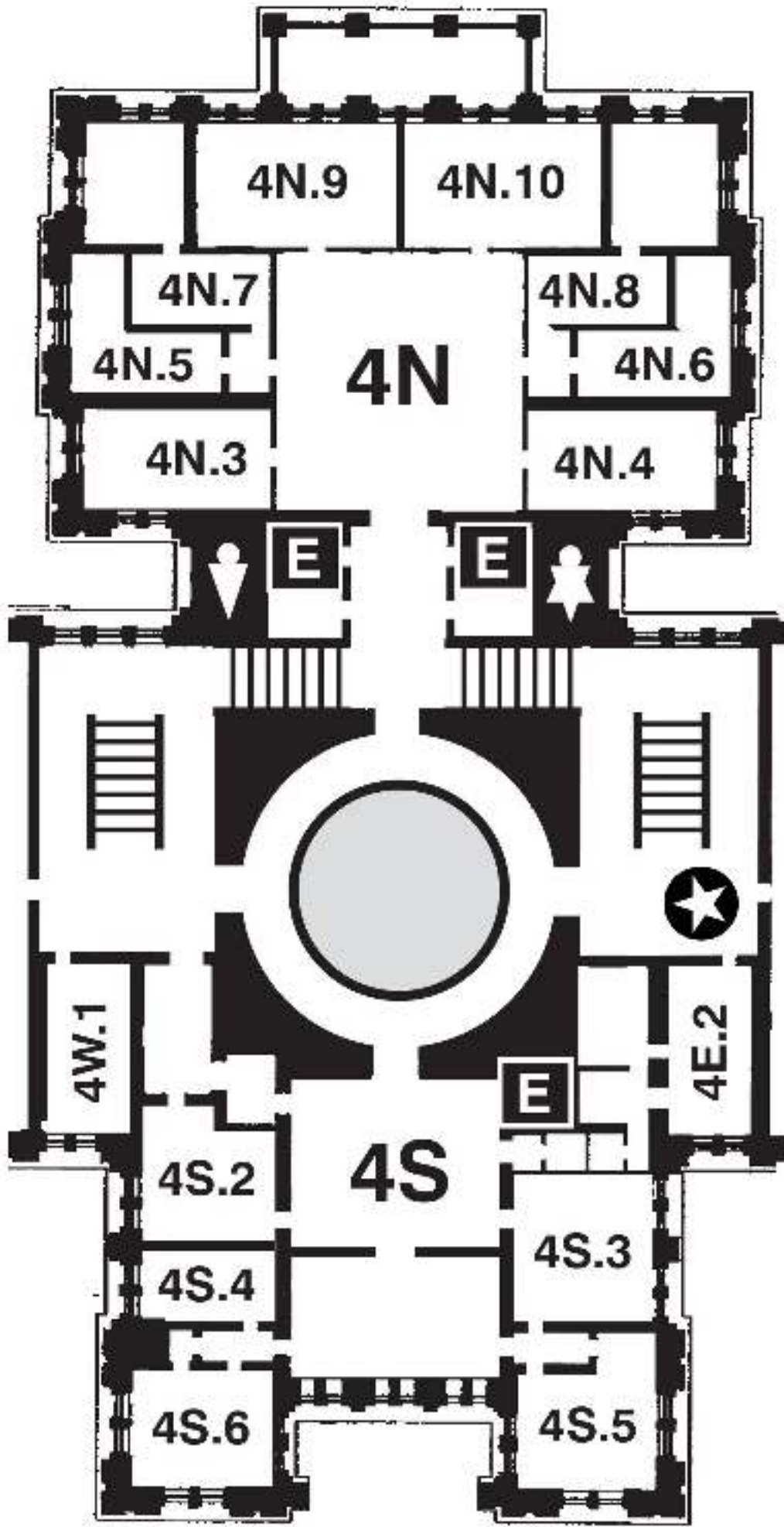
Third Floor





Capitol Building






Fourth Floor

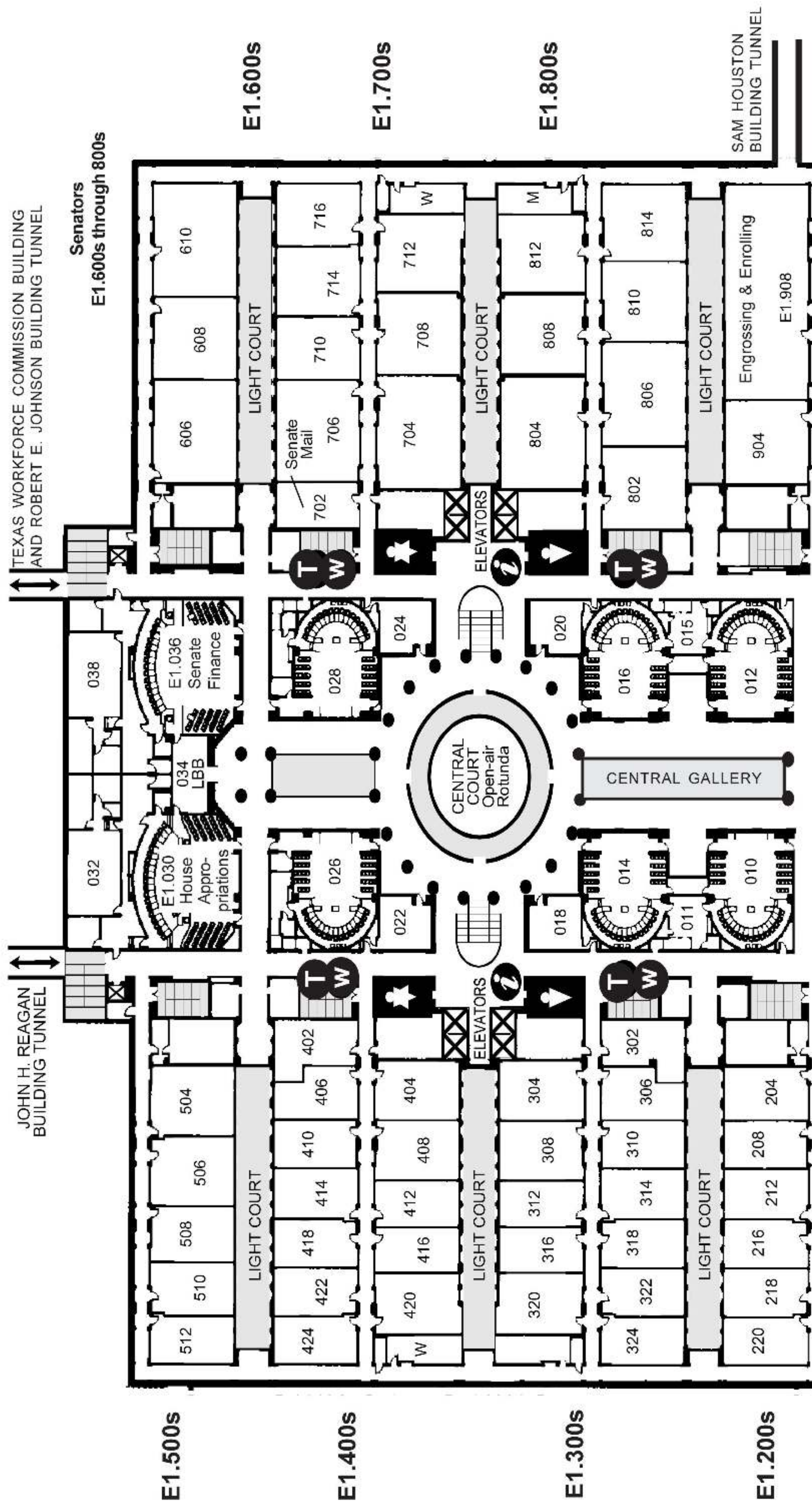


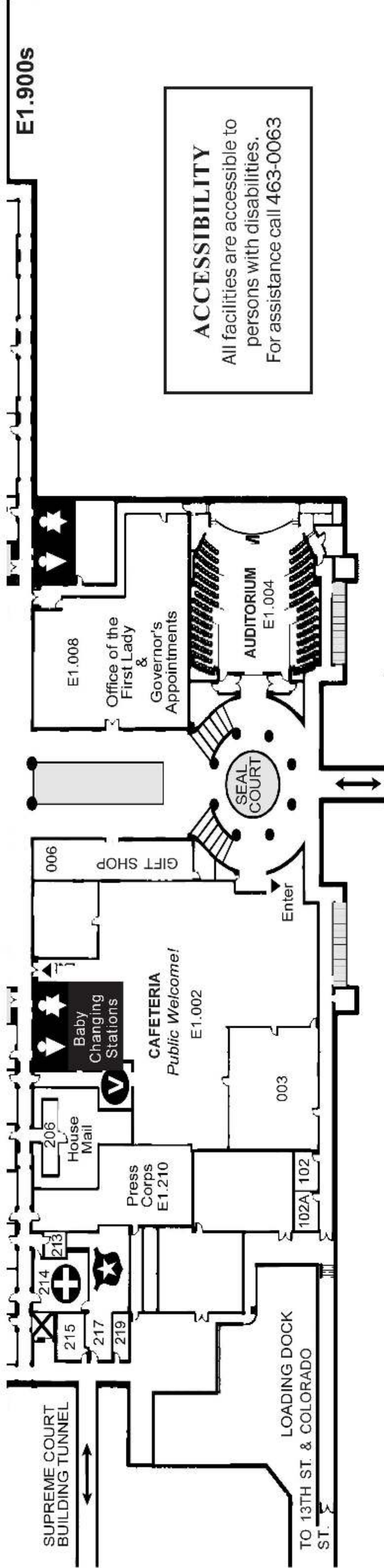
INFORMATION & TOURS

 The Capitol Information and Guide Service provides free guided tours.

Weekdays 8:30 am – 4:30 pm
Saturday & Sunday 9:30 am – 4:30 pm
Call 463-0063


RULES OF CONDUCT	OPEN HOURS	KEY TO SYMBOLS
<p>Minors must be supervised at all times.</p> <p>Do not touch artwork or statuary.</p> <p>Mobile phones and camera flashes are not allowed in the Senate and House Galleries during Session.</p>	<p>WEEKDAYS 7:00 am – 10:00 pm*</p> <p>SATURDAY & SUNDAY 9:00 am – 8:00 pm*</p> <p>*Call 463-0063 for extended hours during Session.</p>	<p> HISTORICAL EXHIBIT</p> <p> ELEVATORS</p> <p> WOMENS ROOM</p> <p> MENS ROOM</p> <p> SECURITY (DPS)</p>



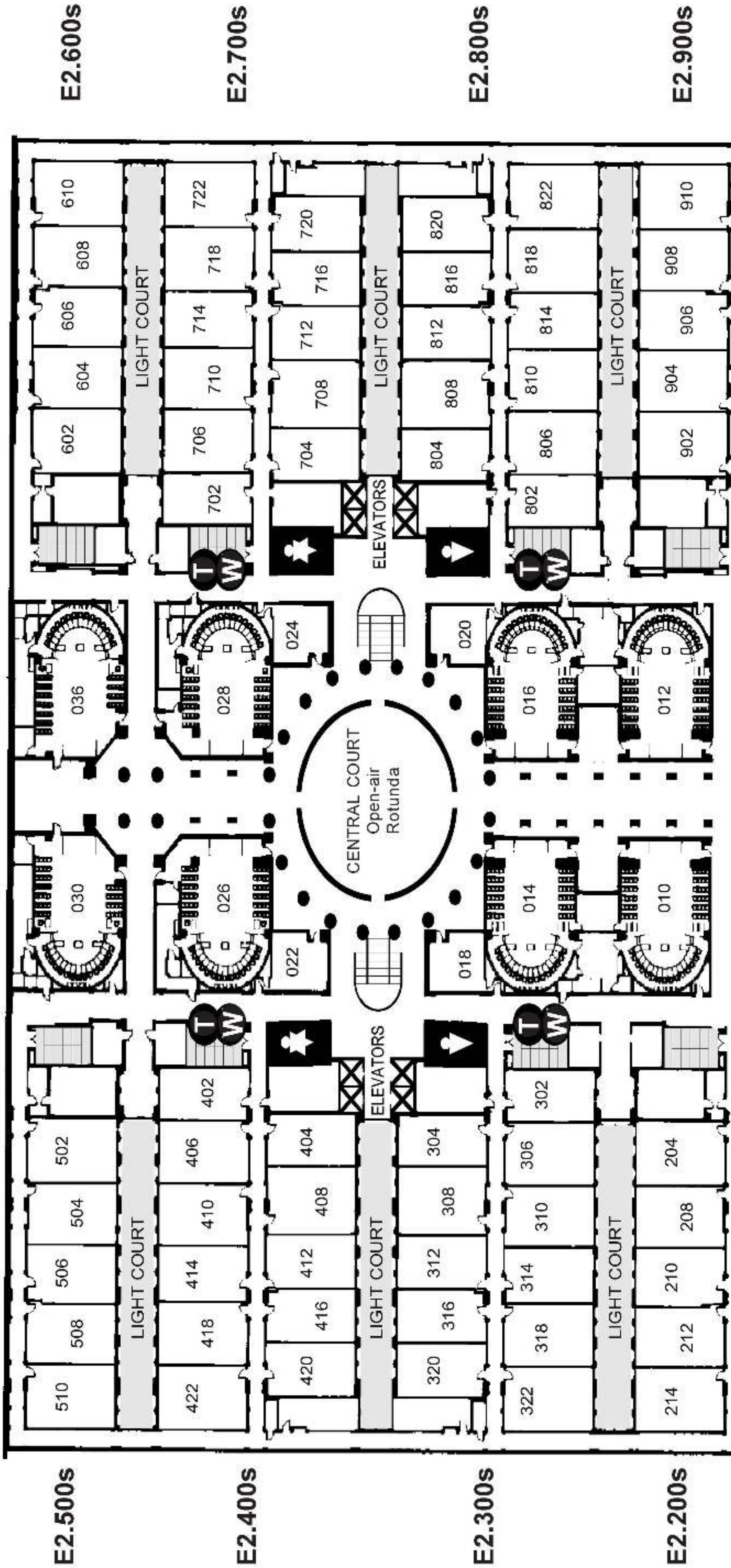


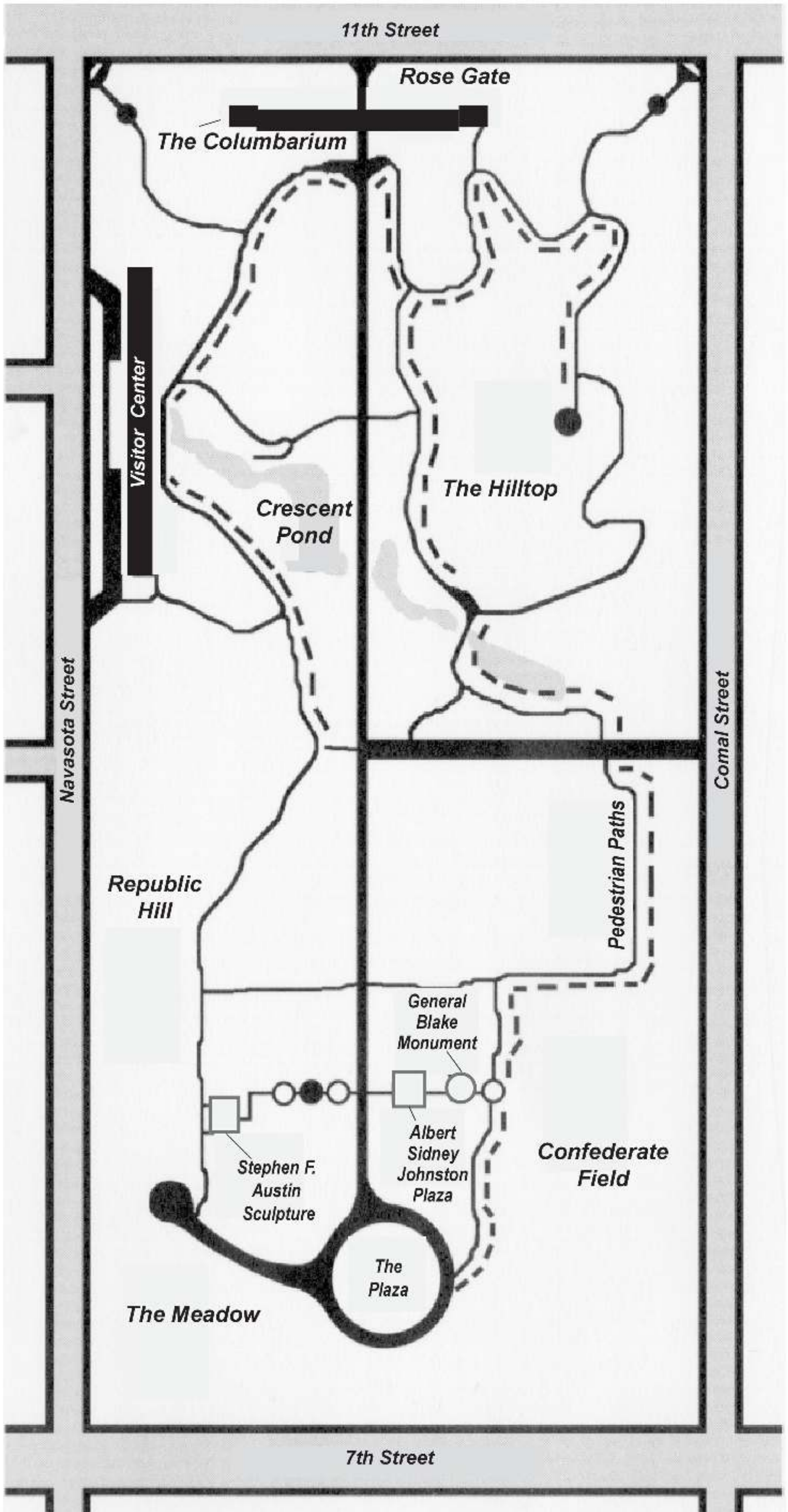
ACCESSIBILITY
 All facilities are accessible to persons with disabilities. For assistance call 463-0063

ELEVATORS TO CAPITOL NORTH WING

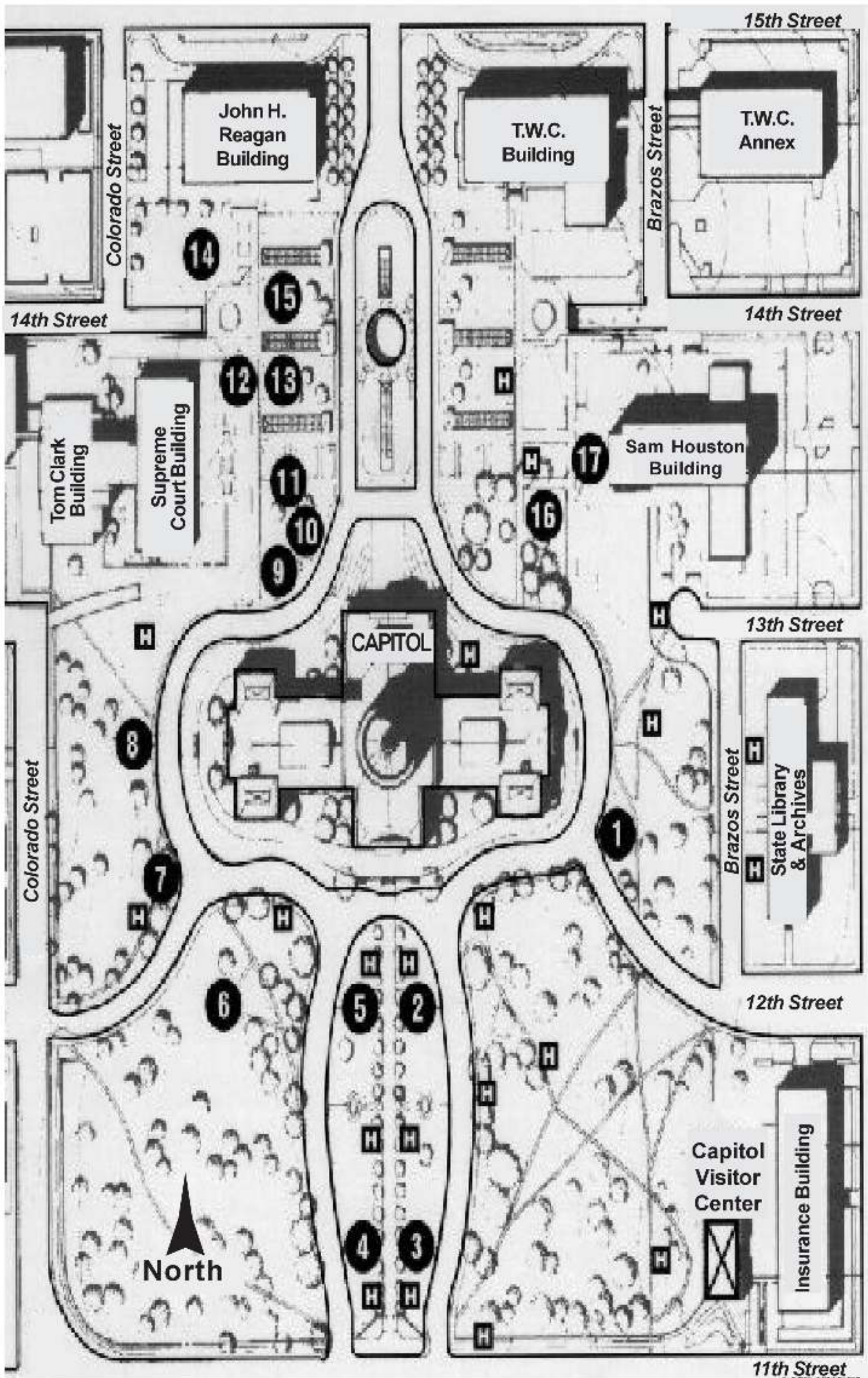
KEY TO SYMBOLS		OPEN HOURS	RULES OF CONDUCT	NORTH
BUILDING DIRECTORY	SECURITY GUARD (DPS)	WEEKDAYS 7:00 am – 10:00 pm* SATURDAY & SUNDAY 9:00 am – 8:00 pm* *Call 463-0063 for extended hours during Session.	Minors must be supervised at all times. Do not touch artwork or statuary. Mobile phones and camera flashes are not allowed in the Senate and House Galleries during Session.	 FLOOR E1
VENDING MACHINES & ATM	FIRST AID			
TELEPHONES	WOMENS ROOM			
WATER FOUNTAINS	MENS ROOM			
 <h1 style="margin: 0;">CAPITOL EXTENSION GUIDE</h1> <p style="margin: 0;">The Capitol Information and Guide Service is located in the Capitol, First Floor, South Wing.</p>				

**Representatives
E2.200s through 900s**





TEXAS STATE CEMETERY

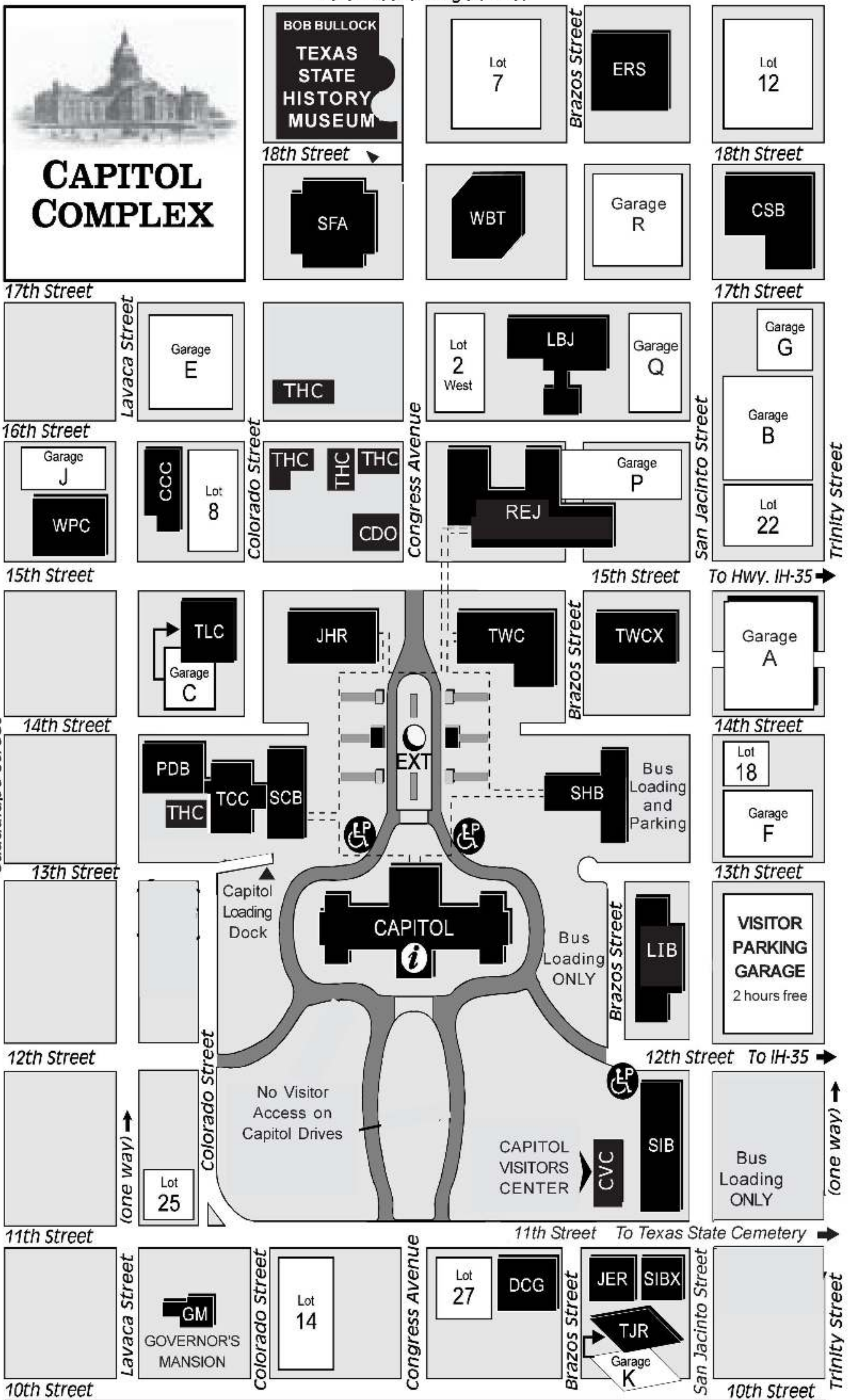


- | | | |
|-------------------------|--|-----------------------------|
| 1 Hood's Brigade | "The Hiker" | 13 Pearl Harbor Veterans |
| 2 Heroes of the Alamo | 8 36th Infantry;
Texas National Guard | 14 Korean War Veterans |
| 3 Confederate Soldiers | 9 Ten Commandments | 15 Soldiers of World War I |
| 4 Volunteer Firemen | 10 Tribute to Texas Children | 16 Disabled Veterans |
| 5 Terry's Texas Rangers | 11 Texas Pioneer Woman | 17 Texas Peace Officers |
| 6 Texas Cowboy | 12 Statue of Liberty Replica | H Interpretive Signs |
| 7 Spanish American War; | | |

CAPITOL MONUMENT GUIDE

NOTE: The diagram above has been simplified for clarity and does not accurately reflect all details of the actual grounds.

All maps courtesy of the State Preservation Board, except the Texas State Cemetery map, which is courtesy of the Texas State Cemetery.



CAPITOL COMPLEX

- | | | |
|--|---|--|
| CCC Capitol Complex Child Care | LBJ Lyndon B. Johnson | TJR Thomas Jefferson Rusk |
| CVC Capitol Visitors Center | LIB Lorenzo de Zavala State Archives and Library | TRS Teacher Retirement System |
| CDO Capitol District Office (DPS) | PDB Price Daniel Sr. | THC Texas Historical Commission |
| CSB Central Services Building | REJ Robert E. Johnson | TSHM Bob Bullock Texas State History Museum |
| DCG Dewitt C. Greer | SCG Supreme Court Building | TWC Texas Workforce Commission |
| EOT Ernest O. Thompson | SFA Stephen F. Austin | TWCX Texas Workforce Commission Annex |
| ERS Employee Retirement System | SHB Sam Houston | TLC Texas Law Center |
| EXT Capitol Extension (underground) | SIB State Insurance Building | WBT William B. Travis |
| GM Governor's Mansion | SIBX State Insurance Building Annex | WPC William P. Clements, Jr. |
| JER James Earl Rudder | TCC Tom C. Clark | |
| JHR John H. Reagan | | |

