

Spring 1995

Prepared by:

Texas Library Association
Children's Round Table

and

Texas State Library and Archives Commission

READ TO YOUR BUNNY

A Note to our Colleagues



WE ARE VERY PLEASED TO PRESENT THE "READ TO YOUR BUNNY" CAMPAIGN!

The idea for this packet of materials first came to our attention during the 1994 American Library Association Conference in Miami. Rosemary Wells, the creative force behind the endeavor, originally designed a poster for display in pediatricians' offices. She felt that perhaps parents would listen to their children's doctors and that the call for regular read-aloud sessions would finally be heard and heeded.

Ms. Wells graciously extended the right to reproduce the poster and her art to librarians and others in their outreach efforts. The Community Literacy Committee of the Children's Round Table, Texas Library Association, in conjunction with the Texas State Library and Archives Commission, saw this as an opportunity for librarians in Texas!

In Spring 1995, the Texas State Library sent multiple copies of the "Read to Your Bunny" poster, as well as several flyers and information sheets, to every public library in Texas to assist with their outreach efforts. Although Ms. Wells envisioned the posters being sent to doctors, libraries were free to distribute and display them wherever parents would best see and notice them; perhaps area child care centers, grocery stores, or neighborhood health clinics. Since that original campaign, requests for "Bunny" materials have come from libraries, child care centers, hospitals, and other organizations with staff who understand the importance of reading to children. Although the supply of posters has been exhausted, the materials in this packet continue to be useful.

We designed the flyers in this packet for you to reproduce. Some are designed for double-sided and/or half-page printing.

The Community Literacy Committee hopes to continue to provide materials and information that will help you to bring books to everyone in your library's service area.

We hope you enjoy the materials and that parents across Texas will soon be reading to their bunnies on a regular basis!



THE 1995 COMMUNITY LITERACY COMMITTEE
Meredith McMannis and Suzan Nyfeler, co-chairs

Susan Allison
Deborah Dudash
Molly Krukewitt
dona weisman

Viki Ash-Geisler
Martha Edmundson
Jeanette Larson

Claudia Cooper
Amanda Williams
Barbara Silverman

Please direct any questions or comments to Jeanette Larson, 512-463-5456.



FIVE POINTS ON READING from ROSEMARY WELLS

- ① Children who read succeed. The most significant part of a child's mental growth between the ages of three and seven is the ability to imagine. *Books boost imagination.* Our popular television culture degrades imagination.
- ② TV and video are now our national babysitters. But a young child's growing mind needs active play and live conversation. Television puts a child into what neurologists call the passive Alpha state. *A child cannot learn from screens* because programs are meant to sell products not to teach.
- ③ Much like the first news about tobacco and cholesterol, early studies now link overdoses of TV, video games and pop music with learning disabilities, attention deficiency, speech defects and aggressive behavior.
- ④ Screen watching makes a child a follower and a consumer. Books exist because of the power of human ideas. *Readers are leaders and producers.*
- ⑤ After a tiring day nothing is more restful than reading with a child on your lap. Reading aloud offers a world of privacy, dignity, and love to both of you.

Prepared by the Texas Library Association Children's Round Table and the Texas State Library



FIVE POINTS ON READING from ROSEMARY WELLS


- ① Children who read succeed. The most significant part of a child's mental growth between the ages of three and seven is the ability to imagine. *Books boost imagination.* Our popular television culture degrades imagination.
- ② TV and video are now our national babysitters. But a young child's growing mind needs active play and live conversation. Television puts a child into what neurologists call the passive Alpha state. *A child cannot learn from screens* because programs are meant to sell products not to teach.
- ③ Much like the first news about tobacco and cholesterol, early studies now link overdoses of TV, video games and pop music with learning disabilities, attention deficiency, speech defects and aggressive behavior.
- ④ Screen watching makes a child a follower and a consumer. Books exist because of the power of human ideas. *Readers are leaders and producers.*
- ⑤ After a tiring day nothing is more restful than reading with a child on your lap. Reading aloud offers a world of privacy, dignity, and love to both of you.

Prepared by the Texas Library Association Children's Round Table and the Texas State Library

READ TO "YOUR BUNNY" NOW!

Why read aloud?

- It's fun and enjoyable for everyone. . . it helps create a special bond.
- Children learn to read as they listen and look at books.



Where to start?

- Start at the library. Your library has it all! Books. . . Recordings. . . Videos.
- No matter what your reading interest, ask at the library.
- Share books you like.

How to read aloud?

- Let your voice get soft and loud. Change the pace of your reading. . . slow or fast.
- Turn off the television, radio or stereo.
- Let your child have fun with the book. Encourage the child to point out pictures, ask questions or repeat words.



And remember, spending just 20 minutes a day reading to "your bunny" puts your child a hop ahead when it is time for school!


TIPS FOR READING TO "YOUR BUNNY"

- 1 Read to your baby: rhymes like "Mary Had A Little Lamb," a birthday card, the cereal box or a newspaper story you are reading. It's the sounds that are important.
- 2 Introduce simple pictures and stories as the baby grows. Shapes, colors and sounds will delight.
- 3 Visit the library often. Let the children get their own library cards and select their own books.
- 4 Make a special time for reading aloud: after dinner, before bed . . . *anytime, anywhere, anyplace.*
- 5 Try lots of books. There's a book for everyone.
- 6 Read more about people, places and things you see on television.
- 7 Have older children read aloud while you do household chores.
- 8 Keep plenty of reading materials around the house. Put children's books on low shelves.
- 9 Let children see you read. Talk about what you read.
- 10 Give books as gifts. Let children know you think books are special, and reading is important.



SELECTING BOOKS FOR YOUR BUNNY

Take Twenty








Wouldn't it be nice if someone would just give you a list -- when your child is two, read these books; when your child is three, read these...? If you've been looking for the perfect literacy development recipe, stop searching! No such prescription is possible.





While there is information about the expected sequence of child development, it is also well established that no two children are exactly alike. Every child develops in a unique and highly individualized way. Among early childhood educators, the prevailing philosophy is that we must pay attention to what we know about how children develop, as well as what we learn about the individual needs and interests of the specific child. This approach to early childhood education is known as developmentally appropriate practice.

While it is impossible to develop the perfect, age-specific reading list, there are certain book characteristics to look for as you select materials to read to your developing child.






INFANTS

-  Simple and repetitive songs and poems.
-  Classic nursery rhymes.
-  Hand and finger games.
-  Sturdy books made from cloth, cardboard, and plastic that the child can handle and chew on.
-  Old magazines and catalogs to examine and tear.

TODDLERS

-  Books about daily life and the toddler's world.
-  Simple predictable plots with repetitive phrases.
-  Books that invite chatting, chanting, humming, and dancing.
-  Illustrations that include objects the toddler can identify -- "point and say books."

PRE-SCHOOLERS

-  Traditional folk, fairytales, and fables.
-  Wordless picture books that allow pre-schoolers to develop their own stories.
-  Books about first experiences, achievement, and problem solving.
-  Increasingly complex plot lines.
-  Easy-to-read books with controlled vocabularies.

And remember...

It is the language and social interaction that surround the reading, not just the words and pictures of the book itself, that foster literacy development. So, have fun with books! Re-read old favorites again and again. Share a wide variety of books with your child -- storybooks, concept books, information books, poetry books, books about people like you and about people who are different. **READ! READ! READ!** Just 20 minutes a day can make all the difference in your child's life!

BUNNY BOOKS

Aesop

The Hare and the Tortoise

(P) Classic fable illustrates moral that hard work and perseverance bring reward.

Becker, John

Seven Little Rabbits

(P) This catchy, repetitive counting rhyme is beautifully illustrated by Barbara Cooney.

Brown, Margaret Wise

The Golden Egg Book

(T) A bunny finds an egg, and when it hatches into a duckling, they become friends. Beautiful wild flowers border an egg shaped oval on each page.



Goodnight Moon

(I-T-P) A young rabbit says goodnight to familiar objects in his bedroom in this comforting bedtime classic.

The Runaway Bunny

(I-T-P) A little bunny wants to run away, and his mother tells how she would follow him because he's her little bunny. (Also available as board book.)

Carroll, Ruth

Where's the Bunny?

(T) Puppy and Bunny play hide and seek.

Fisher, Aileen Lucia

Listen, Rabbit

(P) Story of a little boy who wanted to make a wild rabbit into his pet, but decided to leave the rabbit free in the fields and to just be friends.

Gag, Wanda

ABC Bunny

(T-P) A beautifully crafted book which carefully weaves a story line in to an alphabet song.

Gretz, Susanna

Duck Takes Off

(T) When Duck, Rabbit, and Frog play school, bossy Duck is the teacher and insists that Rabbit and Frog fly, quack, and waddle. Series.

Grossman, Virginia

Ten Little Rabbits

(P) A counting rhyme with illustrations of rabbits in Native American costume, depicting traditional customs such as rain dances, hunting, and smoke signals.

Hoban, Tana

Where Is It?

(I-T) This story, told in rhyme and illustrated with photographs, follows a little bunny who is searching for his own basket of garden vegetables.

BUNNY BOOKS

Aesop

The Hare and the Tortoise

(P) Classic fable illustrates moral that hard work and perseverance bring reward.

Becker, John

Seven Little Rabbits

(P) This catchy, repetitive counting rhyme is beautifully illustrated by Barbara Cooney.

Brown, Margaret Wise

The Golden Egg Book

(T) A bunny finds an egg, and when it hatches into a duckling, they become friends. Beautiful wild flowers border an egg shaped oval on each page.



Goodnight Moon

(I-T-P) A young rabbit says goodnight to familiar objects in his bedroom in this comforting bedtime classic.

The Runaway Bunny

(I-T-P) A little bunny wants to run away, and his mother tells how she would follow him because he's her little bunny. (Also available as board book.)

Carroll, Ruth

Where's the Bunny?

(T) Puppy and Bunny play hide and seek.

Fisher, Aileen Lucia

Listen, Rabbit

(P) Story of a little boy who wanted to make a wild rabbit into his pet, but decided to leave the rabbit free in the fields and to just be friends.

Gag, Wanda

ABC Bunny

(T-P) A beautifully crafted book which carefully weaves a story line in to an alphabet song.

Gretz, Susanna

Duck Takes Off

(T) When Duck, Rabbit, and Frog play school, bossy Duck is the teacher and insists that Rabbit and Frog fly, quack, and waddle. Series.

Grossman, Virginia

Ten Little Rabbits

(P) A counting rhyme with illustrations of rabbits in Native American costume, depicting traditional customs such as rain dances, hunting, and smoke signals.

Hoban, Tana

Where Is It?

(I-T) This story, told in rhyme and illustrated with photographs, follows a little bunny who is searching for his own basket of garden vegetables.

Lionni, Leo

Let's Make Rabbits

(P) The scissors and the pencil each make a rabbit, one a drawing, the other a collage, and the two become best friends.

McDermott, Gerald

Zomo the Rabbit; a Trickster Tale from West Africa

(P) Spare text and bright illustrations tell the story of Zomo the Rabbit who must complete three impossible tasks in order to gain wisdom.

McNally, Darcie

In a Cabin In a Wood

(P) An Adaptation of the familiar song in which animals in the woods beg for shelter from the hunter.

Newberry, Clare Turlay

Marshmallow

(P) A little white bunny who looks as soft as a marshmallow comes to live in a house with a big black cat.

(I) Infant (T) Toddler (P) Preschooler

These and other wonderful books are available at the library for you to *read to your bunny*.

Prepared by the Texas Library Association's Children's Round Table and the Texas State Library.

Potter, Beatrix

The Tale of Peter Rabbit

(P) This classic tells about the adventures of Peter Rabbit in Mr. MacGregor's garden.

Shannon, George

Dance Away

(P) Rabbit's friends get tired of his dancing, but when they are caught by the Fox, it is Rabbit who saves them.

Wells, Rosemary

Max's First Word.

(I-T) Big sister Ruby has trouble teaching infant brother Max his first words. One of many adventures of the bunny siblings.

Ziefert, Harriet

Let's Get Dressed

(I) Bunny children decide to dress themselves. Series.

Zolotow, Charlotte

Mr. Rabbit and the Lovely Present

(P) Mr. Rabbit helps a little girl collect fruit to make a lovely present for her mother's birthday.



Lionni, Leo

Let's Make Rabbits

(P) The scissors and the pencil each make a rabbit, one a drawing, the other a collage, and the two become best friends.

McDermott, Gerald

Zomo the Rabbit; a Trickster Tale from West Africa

(P) Spare text and bright illustrations tell the story of Zomo the Rabbit who must complete three impossible tasks in order to gain wisdom.

McNally, Darcie

In a Cabin In a Wood

(P) An Adaptation of the familiar song in which animals in the woods beg for shelter from the hunter.

Newberry, Clare Turlay

Marshmallow

(P) A little white bunny who looks as soft as a marshmallow comes to live in a house with a big black cat.

(I) Infant (T) Toddler (P) Preschooler

These and other wonderful books are available at the library for you to *read to your bunny*.

Prepared by the Texas Library Association's Children's Round Table and the Texas State Library.

Potter, Beatrix

The Tale of Peter Rabbit

(P) This classic tells about the adventures of Peter Rabbit in Mr. MacGregor's garden.

Shannon, George

Dance Away

(P) Rabbit's friends get tired of his dancing, but when they are caught by the Fox, it is Rabbit who saves them.

Wells, Rosemary

Max's First Word.

(I-T) Big sister Ruby has trouble teaching infant brother Max his first words. One of many adventures of the bunny siblings.

Ziefert, Harriet

Let's Get Dressed

(I) Bunny children decide to dress themselves. Series.

Zolotow, Charlotte

Mr. Rabbit and the Lovely Present

(P) Mr. Rabbit helps a little girl collect fruit to make a lovely present for her mother's birthday.



BUNNY SONGS AND ACTIVITIES

Songs to Sing to Your Bunny

"Read To Your Bunny" (I)

(Sung to: "Rock a Bye Baby")

Read to your bunny in the tree top,
Read to your bunny and do not stop.
When she grows up,
Your bunny will read.
Read to your bunny,
And she'll succeed!

"Did You Ever See a Bunny" (T)

(Sung to: "Did You Ever See a Lassie")

Did you ever see a bunny, a bunny, a bunny,
Did you ever see a bunny, munching his lunch?
He munches and crunches, and munches and crunches.
Did you ever see a bunny, munching his lunch?

Did you ever see a bunny, a bunny, a bunny,
Did you ever see a bunny, flap his big ears?
He flips them and flaps them and flips them and flaps them.
Did you ever see a bunny, flap his big ears?

Did you ever see a bunny, a bunny, a bunny,
Did you ever see a bunny, hop down the lane?
He hips and he hops and he hips and he hops.
Did you ever see a bunny, hop down the lane?

"The Bunny-Pokey" (P)

(Sung to: "Hokey-Pokey")

You put your bunny ears in,
You put your bunny ears out,
You put your bunny ears in
And you wiggle all about.
You do the bunny pokey,
And you hop yourself around,
That's what it's all about.

You put your bunny nose in...
You put your bunny tail in...
You put your bunny foot in...
You put your whole self in...


Some songs adapted from *Animal Piggyback Songs*
by Jean Warren.

Activities to Share with Your Bunny

Bunny Stick Puppet

Materials: Craft sticks (popsicle sticks), pattern, crayons, scissors, glue.


Procedure: Copy pattern (enlarge if desired) and cut out. Color the bunny. Glue to craft stick. Let your bunny sing along!



Bunny Bags

Materials: Paper lunch sacks, yarn, crayons, cotton balls, glue.

Procedure: Cut an indentation into the lunch sack, as illustrated. Round off the "ears." Add a loop of yarn for a handle and staple ears together. Color eyes, teeth, nose, and whiskers. Glue a cotton ball at the bottom of the back for a tail. Your bunny now has a bag for collecting carrots and other treats, including books!



Crafts adapted or reprinted from *Animal Antics:*
Program Guide for the Texas Reading Club 1990.

BUNNY FINGERPLAYS AND RHYMES

Tired Bunnies (I)

"Come my bunnies, it's time for bed."
That's what Mother Bunny said.
"But first I'll count you just to see,
If you have all come back to me.
Bunny 1, Bunny 2, Bunny 3, oh dear,
Bunny 4, Bunny 5, yes, you're all here.
You're the sweetest things alive.
My bunnies 1, 2, 3, 4, 5."
(Use rhyme to count baby's fingers and toes.)

Chubby Little Snowman (I)

A chubby little snowman had a carrot nose.
Along came a bunny and what do you suppose?
That hungry little bunny, looking for his lunch
Ate that snowman's carrot nose.
Nibble, nibble, CRUNCH!
(Tickle baby's nose as you say verse.)



Little Brown Rabbit Popped Out of the Ground (T)

A little brown rabbit popped out of the ground.
(Make fist with right hand. Open fist on word "popped.")
Wriggled his whiskers and looked around.
(Wriggle fingers.)
Another wee rabbit who lived in the grass
(Make fist with left hand.)
Popped his head out and watched him pass.
(Open left hand.)
Then both the wee rabbits went hoppity hop.
(Make fists with both hands. Hop them up and down.)
Hoppity, hoppity, hoppity hop.
(Continue to hop fists up and down.)
Till they came to a wall and had to stop.
(Stop hopping hands.)
Then both the wee rabbits turned themselves 'round.
(Twist hands at wrists.)
And scuttled off home to their holes in the ground.
(Run hands quickly behind back.)

Little Bunny (T)

There was a little bunny who lived in the wood.
He wiggled his ears as a good bunny should.
He hopped by a squirrel,
He hopped by a tree,
He hopped by a duck,
And he hopped by me.
He stared at the squirrel.
He stared at the tree.
He stared at the duck.
But he made faces at me!



A Fat Bunny (P)


A Fat Bunny rabbit with ears so tall,
And two pink eyes about this small,
Went hop, hop, hopping to get some lunch.
He found a fresh carrot,
O yum-yum, crunch-crunch!
While he was eating and having such fun,
Bang! What a noise! He started to run.
All you could see as he went racing by,
Was his powder puff tail - waving good-bye.

Five Little Bunnies (P)

Five little bunnies standing by the door.
One hopped away, and then there were four.
Four little bunnies sitting near a tree.
One hopped away, and then there were three.
Three little bunnies looking at you,
One hopped away and then there were two.
Two little bunnies enjoying the sun,
One hopped away, and then there was one.
One little bunny sitting all alone,
He hopped away, and then there were none!
(Hold up open hand and bend down one finger with each verse.)

The Rabbit (P)

I saw a little rabbit come
Hop, hop, hop!
I saw his two long ears go
Flop, flop, flop!
I saw his little nose go
Twink, twink, twink.
I saw his little eyes go
Wink, wink, wink.
I said, "Little Rabbit,
Won't you stay?"
Then he looked at me,
And hopped away.
(For Toddler version use blink for eyes instead of wink.)



Here is a Bunny (T)

Here is a bunny
(Make fist with two fingers up straight.)
With his ears so funny.
Here is his hole
(Circle fingers and thumb of other hand.)
In the ground.
When a noise he hears,
(Rotate rabbit as if hearing noise.)
He pricks up his ears,
And jumps in his hole
(Jump rabbit ears into hole.)
In the ground.

(I) Infant; (T) Toddler; (P) Preschooler

More fingerplays and rhymes are available at the library for you to *share with your bunny.*

Prepared by the Texas Library Association Children's Round Table and the Texas State Library

RESOURCE LIST

For additional fingerplays, rhymes, songs, projects, and crafts or more detailed information on literacy and early childhood education, consult these books and others, available at local libraries or through interlibrary loan.

Berk, Laura E. Infants, Children, and Adolescents. Boston, MA: Allyn and Bacon, 1993.

Bredenkamp, Sue and Rosegrant, Teresa. Reaching Potentials: Appropriate Curriculum and Assessment for Young Children, vol. 1. Washington, DC: NAEYC, 1992.

Conklin, Lynn. Holiday Projects for Kids: Winter/Spring. Palos Verdes Estates, CA: Frank Schaffer Publications, Inc., 1983. (Craft ideas for "Bunny Face" with moveable ears and eyes, p. 14.)

Fort, Imogene. April: Patterns, Projects & Plans to Perk Up Early Learning Programs. Nashville, TN: Incentive Publications, Inc., 1990. (Craft ideas for "Paper Bag Bunny Basket," Cotton Ball or Tissue Paper Bunny," and "Stand-Up Bunny" pp. 30-31.)

Gibson, Linda. Literacy Learning in the Early Years: Through Children's Eyes. New York: Teacher's College Press, 1989.

Hunt, Tamara and Nancy Renfro. Never Pick a Python for a Pet: And Other Animal Poems. Nancy Renfro Studios, 1984. (Perform and involve children in the short, one- person puppet show "The Fox and the Rabbit" pp. 46-47.)

MacDonald, Margaret Read. Booksharing: 101 Programs to Use with Preschoolers. Hamden, CT: Shoe String Press, 1988. ("Easter Rabbits" pp. 95-97.)

Mallett, Jerry. Stories to Draw. Hagerstown, MD: Freline, Inc., 1982. ("Who's in My Garden?" pp. 33-35.)

Oldfield, Margaret Jean. More Tell and Draw Stories. Minneapolis, MN: Creative Storytime Press, 1969. ("Why Rabbits Have Long Ears" pp. 39-40.)

Raines, Shirley C. Story S-T-R-E-T-C-H-E-R-S: Activities to Expand Children's Favorite Books. Mt. Rainier, MD: Gryphon House, Inc., 1989. ("Runaway Bunny" program ideas for art, creative dramatics, and cooking. pp. 156- 157.)

Ring A Ring O' Roses: Stories, Games and Finger Plays for Pre-school Children. Flint, MI: Flint Public Library, 1981. (Many bunny fingerplays and rhymes.)

Roberts, Lynda. Mitt Magic: Fingerplays for Finger Puppets. Mt. Rainier, MD: Gryphon House, Inc., 1985. ("Easter Rabbits" and "Easter Eggs" pp. 57-58.)

Schiller, Pam. Where is Thumbkin?: Over 500 Activities to Use with Songs You Already Know.

Mt. Rainier, MD: Gryphon House, Inc., 1993. ("Little Bunny Foo Foo" program suggestions for music, movement, and art. pp. 122-123.)

Sevaly, Karen. April: A Creative Idea Book for the Elementary Teacher. Moreno Valley, CA: Teacher's Friend Publications, 1988. (Craft ideas for "Bunny Basket" and Bunny Sack Puppet" pp. 36-37.)

Sierra, Judy. The Flannel Board Storytelling Book: 36 Stories, Poems, and Songs and Over 250 Patterns. The H.W Wilson company, 1987. ("Uwungelema, An African (Bantu) Tale" is one of the many stories of "slow and steady wins the race" pp. 152- 157.

Sitarz, Paula Gaj. More Picture Book Story Hours: From Parties to Pets. Englewood, CO: Libraries Unlimited, Inc., 1990. ("Wiggle and Hop: Stories about Rabbits" pp. 122-126.)

Van Schuyver, Jan. Storytelling Made Easy with Puppets. Phoenix, AZ: Oryx Press, 1993. ("Bad Habits" pp. 74-79 and "The Tortoise and the Hare" pp. 67-69.)

Warren, Jean. Animal Piggyback Songs. Everett, WA: Warren Publishing House, Inc., 1990. ("Rabbit Hopping Song," "Bunny-Pokey," "My Rabbit," and "See the Fluffy Rabbit.")

Warren, Jean. Cut & Tell" Scissor Stories for Spring. Everett, WA: Warren Publishing House, Inc., 1984. ("Bunny in a Basket" pp. 21-31.)

Warren, Jean. Piggyback Songs to Sign. Everett, WA: Warren Publishing House, Inc., 1992.) (Learn to sign "Funny Little Bunny" and use in the songs "Down the Lane," "Carrot Patch, "Funny Little Bunny," and "Hop, Hop, Hop." pp. 68-69.)

Puppet Sources

Folkmanis, Inc. 1219 Park Avenue, Emeryville, CA 94608. (510) 658-7677. (Wonderful source for realistic puppets with bunnies in many colors and sizes.)

Listening Library: Book Mates. One Park Ave., Old Greenwich, CT 06870. 1-800- 243-4504. (Good source for book characters and puppets such as "Goodnight Moon" bunny.)

This copyrighted artwork and phrase can be used to promote reading literacy and your library.
It is not intended to be used to develop products that will be sold for profit.

Take 20 . . . Read With A Child



Take 20 . . .
Read With a Child


Take 20 . . . Read With A Child



**Take Twenty
Read With a Child**

Take 20 . . . Read With a Child


Take 20 . . . Read to Your Bunny
Take Twenty . . . Read With a Child



Take 20 . . .


Read to Your Bunny

This copyrighted artwork and phrase can be used to promote reading literacy and your library. It is not intended to be used to develop products that will be sold for profit.



Take 20 . . . Read With A Child

Tome Veinte Minutos . . . Lea con un Niño



**Take 20 . . .
Read with a Child**

**Tome Veinte Minutos . . .
Lea con un Niño**

**Take 20 . . . Read With a Child
Tome Veinte Minutos . . . Lea con un Niño**

Take 20 . . . Read to Your Bunny

**Read to
Take Twenty
Your Bunny**

**TAKE TWENTY
READ TO YOUR BUNNY**

**Take Twenty
Read to Your Bunny**