




**Susan Combs**  
Texas Comptroller  
of Public Accounts

# Annual Report of Nonfinancial Data

For the Year Ended  
August 31, 2011





December 20, 2011

The Honorable Rick Perry, Governor  
Mr. John S. O'Brien, Director, Legislative Budget Board  
John M. Keel, CPA, State Auditor

Gentlemen:

We are pleased to submit the *Annual Report of Nonfinancial Data* for the Comptroller of Public Accounts, the Comptroller's Judiciary Section, the Comptroller's Fiscal Programs, the Comptroller's Treasury Operations Fiscal Agency, the Texas Prepaid Higher Education Tuition Board, the Texas Treasury Safekeeping Trust Company and the State Energy Conservation Office for the year ending Aug. 31, 2011, in compliance with Texas Government Code Annotated, Section 2101.0115, and in accordance with the requirements established by the Governor's Office of Budget and Planning.

The accompanying report has not been audited and is considered to be independent of the agency's *Annual Financial Report*.

If you have any questions, please contact Robert Chapa, manager of our Budget and Internal Accounting Division, by e-mail at [robert.chapa@cpa.state.tx.us](mailto:robert.chapa@cpa.state.tx.us) or by phone at 463-4762.

Sincerely,

  
Susan Combs

cc: Robert Chapa





# 2011 Annual Report of Nonfinancial Data

---

## Table of Contents

Transmittal Letter .....	i
<b>COMPTROLLER OF PUBLIC ACCOUNTS (304)</b>	
Schedule of Bonded Employees .....	3
Schedule of Space Occupied .....	4
Professional/Consulting Fees and Legal Service Fees .....	6
Multistate Tax Commission Report .....	8
HUB Strategic Plan Progress Report .....	9
Appropriation Item Transfers .....	10
Agency Report of Recycled, Remanufactured and Environmentally Sensitive Purchases .....	11
Schedule of State-Owned or Leased Vehicles Used by State Employees .....	12
<b>COMPTROLLER'S JUDICIARY SECTION (241)</b>	
Appropriation Item Transfers .....	15
<b>COMPTROLLER – STATE FISCAL (902)</b>	
Professional/Consulting Fees and Legal Service Fees .....	19
HUB Strategic Plan Progress Report .....	22
<b>COMPTROLLER TREASURY – FISCAL (311)</b>	
Professional/Consulting Fees and Legal Service Fees .....	25
<b>TEXAS TREASURY SAFEKEEPING TRUST COMPANY (930)</b>	
Professional/Consulting Fees and Legal Service Fees .....	29
<b>TEXAS PREPAID HIGHER EDUCATION TUITION BOARD (315)</b>	
Schedule of Bonded Employees .....	33
Professional/Consulting Fees and Legal Service Fees .....	34
HUB Strategic Plan Progress Report .....	35
Agency Report of Recycled, Remanufactured and Environmentally Sensitive Purchases .....	36
<b>COMPTROLLER STATE ENERGY CONSERVATION OFFICE (907)</b>	
Professional/Consulting Fees .....	39
HUB Strategic Plan Progress Report .....	40



# Comptroller of Public Accounts (304)

---

## **NONFINANCIAL DATA STATEMENTS**





## **Schedule of Bonded Employees**

For the Fiscal Year Ended August 31, 2011

### **Fidelity Bond Coverage**

The Drago Insurance Agency, Wormley-Mitchell/GC Companies carried on August 31, 2011, a \$1,000,000, per loss, faithful performance blanket bond on the Texas State Comptroller of Public Accounts and her employees, with a \$25,000 deductible.

In addition, the agency has director, officer, and board member liability insurance through Arthur J. Gallagher Risk Management Services, Inc. The insured under this policy are the Comptroller of Public Accounts (304), the State Energy Conservation Office (907), and the Texas State Treasury Safekeeping Trust Company (930). The coverage amount as of August 31, 2011, was an aggregate amount of \$5,000,000.

## Schedule of Space Occupied

For the Fiscal Year Ended August 31, 2011

Location	Address	Lessor
<b>STATE OWNED OFFICE BUILDINGS</b>		
Austin	LBJ Building, Austin, Texas* Stephen F. Austin Building, Austin, Texas Central Services Building, Austin, Texas Rusk Building, Austin, Texas**	
Waco	Waco State Office Building, Waco, Texas	
El Paso	El Paso Office Building, El Paso, Texas	
<b>LEASED SPACE</b>		
Austin Warehouse	1811 Airport Blvd., Austin, Texas	1811 Limited Partnership
Staff Development – Support Service	2015 S. IH-35, Austin, Texas	C L & G Joint Venture
Tax Policy	Washington, D.C.	Office of the Governor – OSFR, Washington, D.C.
<b>AUDIT-ENFORCEMENT, IN-STATE:</b>		
Abilene Audit & Enforcement	209 S. Danville Drive, Ste. C222 & C202	L. J. Property
Amarillo Audit & Enforcement	7120 I-40 West, Building A, Ste. 240 & 220	Amarillo ISD
Beaumont Audit & Enforcement	6442 & 6440 Concord Road	Walker Brothers Properties, LLC
Corpus Christi Audit & Enforcement	400 Mann Street, Ste. 608 & 600	Bayview Tower, GP
Dallas N.E. Audit & Enforcement	9221 LBJ Freeway, Ste. 200 & 100	Neelgiri Investments, LLC
Dallas W. Audit	2655 Villa Creek Drive, Ste. 270	Gupta Properties – One Metro, LLC
Eules Audit	831 W. Eules Blvd., Ste. 7	Aspen Properties, JV
Fort Worth Audit	6320 Southwest Blvd., Ste. 201	RP Partners, LTD
Houston N.W. Audit & Enforcement	1919 North Loop West, Ste. 311 & 510	Weingarten Realty Investors
Houston S. Audit	2656 South Loop West, Ste. 400	South Loop 2656, LLC
Houston W. Audit	1260 Pin Oak Road, Ste. 210	Pin Oak Atrium
Lubbock Audit & Enforcement	6202 Iola Avenue, Ste. 900B	Aqua Sky Capital, LTD
McAllen Audit & Enforcement	3231 North McColl Road	Alonzo Cantu
Odessa Audit & Enforcement	4682 E. University Blvd., Ste. 200	American Heritage Commercial Properties, Inc.
San Antonio Audit	6875 Bandera Road	Mina Properties, LTD
Tyler Audit & Enforcement	3800 Paluxy Drive, Ste. 300	Genecov Investments, LTD
<b>AUDIT, OUT-OF-STATE:</b>		
Chicago	2809 Butterfield Road, Ste. 340	Inland Continental Property Management Corp.
Los Angeles	17777 Center Court Drive N., Ste. 700	Arden Realty Limited Partnership
New York	215 Lexington Ave., 19th Floor	205-215 Lexington Ave. Associates, LLC
Tulsa	10830 E. 45th Street, Ste. 201, Bldg C	Joshua Operating Company, LLC
<b>ENFORCEMENT:</b>		
Austin Call Center	2015 S. IH-35, Ste. 300, Austin, Texas	C L & G Joint Venture
Brownsville Enforcement	1900 N. Expressway, Ste. C-1	Water Tower Development, LLC
Bryan Enforcement	1713 Broadmoor, Ste. 300	Donald A. Ball
Dallas S.W. Enforcement	7222 S. Westmoreland Road, Ste. 100	El Snpr Reo Holdings, LLC
Denton Enforcement	400 S. Carroll Blvd., Ste. 1000	James A. Blanton
Fort Worth Enforcement	4040 Fossil Crk. Blvd., Ste. 100	Perry-Tubb Holdings, LLP
Houston S.W. Enforcement	7011 Harwin Drive, Ste. 186	Gillett Properties, LTD
Laredo Enforcement	1202 East Del Mar Blvd., Ste. 1	ANB Resources – Laredo, LTD
Longview Enforcement***	414 East Loop 281, Ste. 9	Coldwell Banker Commercial Lenhart
Lufkin Enforcement	306 Harmony Hill Drive, Ste. A	Tulane Plaza I, LTD
San Angelo Enforcement	3127 Executive Drive	Edgar G. and Randa B. Cheatle
San Antonio N.E. Enforcement	3300 Nacogdoches, Ste. 105	AEA Investments III, LLC
San Antonio N.W. Enforcement	9514 Console Drive, Ste. 102	Sonora Properties, LTD
San Antonio S.W. Enforcement	1121 S. W. Military Drive	Southwest Junction, LTD
Sherman Enforcement	1800 Teague Drive, Ste. 110	First National Bank
Victoria Enforcement	2208 Leary Lane, Ste. 200	Carlos Villarreal
Wichita Falls Enforcement	925 Lamar, Ste. 1900	The Marchman II, LTD

\* The LBJ Building FTE and square footage totals include the Texas Prepaid Higher Tuition Board (315). They have 16 employees, and occupy 2,397 square feet. The LBJ Building totals also include the State Energy Conservation Office (907) which has 20 employees, who occupy 2,539 square feet in the LBJ Bldg.

\*\* The Texas Treasury Safekeeping Trust Company has 62 employees, who occupy 12,802 of the 33,087 square feet in the Rusk Bldg.

\*\*\* The Longview office is open only one day a week and is staffed with employees who drive from the Tyler office.

UNAUDITED  
Comptroller of Public Accounts (304)

## Schedule of Space Occupied (concluded)

For the Fiscal Year Ended August 31, 2011

Lease No.	Type	Sq.Ft.	FTE's	Cost per Sq. Ft.	Cost per Month	Annual Cost	Length of Contract
	Office	212,942	1,171				
	Office	32,874	167				
	Office	30,947	289				
	Office	33,087	122				
	Office	3,710	20				
	Office	6,034	30				
<b>State Owned Office Building Total</b>		<u>319,594</u>	<u>1,799</u>				
6728	Warehouse	30,647	12	0.64	19,734.65	236,815.80	5/1/08 thru 4/30/13
10337	Office	10,905	8	1.44	15,671.23	188,054.76	1/1/07 thru 12/31/16
10-3508TH	Office	110	1	18.18	2,000.00	10,000.00	9/1/09 thru 1/31/11
8976	Office	3,750	13	0.67	2,511.43	30,137.16	8/1/10 thru 7/31/15
9612	Office	3,346	15	0.87	2,925.73	35,108.76	5/1/07 thru 4/30/12
10142	Office	4,404	21	1.00	4,394.03	52,728.30	3/1/11 thru 2/28/16
10436	Office	3,965	21	0.85	3,365.17	40,382.04	1/1/10 thru 12/31/12
10413	Office	14,222	99	1.04	14,755.24	177,062.88	9/1/07 thru 8/31/12
20054	Office	9,579	76	1.15	11,022.78	132,273.30	7/1/04 thru 6/30/14
1528	Office	4,696	18	1.51	7,109.15	85,309.78	2/1/10 thru 1/31/15
9841	Office	5,000	38	1.17	5,853.78	70,245.36	12/1/07 thru 11/30/12
10427	Office	18,236	131	1.20	21,907.68	262,892.16	9/1/07 thru 8/31/12
1245	Office	8,056	63	1.62	13,060.82	156,729.84	9/1/09 thru 8/31/14
20200	Office	4,435	31	2.05	9,075.00	108,900.00	12/1/09 thru 11/30/14
10360	Office	3,394	20	0.95	3,210.17	38,522.04	7/1/07 thru 6/30/12
6686	Office	4,450	23	1.35	6,023.10	72,277.24	1/1/10 thru 12/31/14
20112	Office	3,900	16	1.06	4,149.16	49,789.97	9/1/09 thru 8/31/14
1192	Office	7,252	50	0.95	6,911.49	82,937.88	4/1/10 thru 3/31/15
9797	Office	5,100	35	1.10	5,607.54	67,290.48	9/1/07 thru 8/31/12
20141	Office	3,400	23	1.67	5,666.66	67,999.96	5/1/07 thru 4/30/17
20162	Office	3,092	27	3.56	10,992.80	131,913.61	2/1/08 thru 1/31/13
1761	Office	4,707	25	4.36	20,514.95	246,179.35	9/01/10 thru 8/31/20
1559	Office	2,153	13	1.15	2,483.67	29,804.00	11/1/09 thru 10/31/14
10337	Office	18,195	97	1.44	26,148.88	313,786.60	1/1/07 thru 12/31/16
20131	Office	1,936	7	1.47	2,838.40	34,060.80	7/1/07 thru 6/30/17
20065	Office	1,216	4	1.14	1,386.24	16,634.88	4/1/09 thru 3/31/14
20034	Office	3,916	20	1.48	5,776.13	69,313.56	12/1/08 thru 11/30/13
1733	Office	1,800	7	1.37	2,467.50	29,610.00	10/1/10 thru 9/30/15
9996	Office	4,966	17	1.14	5,650.43	67,805.16	5/1/08 thru 4/30/13
11581	Office	3,869	29	1.29	4,974.24	59,690.88	12/1/06 thru 11/30/11
8087	Office	2,725	10	1.15	3,125.42	37,505.01	6/1/08 thru 5/31/13
20237	Office	495	0	1.20	594.00	7,128.00	7/1/10 thru 6/30/15
10506	Office	1,200	5	1.01	1,208.46	14,501.53	8/1/08 thru 7/31/13
20078	Office	1,360	4	0.62	838.67	10,064.04	8/1/09 thru 7/31/14
10250	Office	1,000	5	1.18	1,176.46	14,117.52	5/1/11 thru 2/28/14
9328	Office	5,782	20	0.94	5,420.62	65,047.44	5/1/06 thru 4/30/16
9528	Office	1,100	5	1.28	1,406.35	16,876.20	10/1/06 thru 9/30/11
9802	Office	852	5	1.27	1,085.13	13,021.56	9/1/10 thru 8/31/15
11840	Office	1,820	7	1.28	2,329.60	27,955.20	4/1/10 thru 3/31/15
20049	Office	1,166	4	0.77	902.60	10,831.20	3/31/04 thru 6/30/14
<b>Leased Space Total</b>		<u>212,197</u>	<u>1,025</u>		<u>\$266,275.36</u>	<u>\$3,181,304.25</u>	
<b>Grand Total</b>		<u>531,791</u>	<u>2,824</u>		<u>\$266,275.36</u>	<u>\$3,181,304.25</u>	

## Professional/Consulting Fees and Legal Service Fees

For the Fiscal Year Ended August 31, 2011

Vendor Name	Type of Service Rendered	Amount
<b>PROFESSIONAL/CONSULTING FEES</b>		
22nd Century Technologies, Inc.	Information Technology Services	\$ 61,798.00
ACS Enterprise Solutions, Inc.	Information Technology Services	6,913,025.28
Allied Consultants	Information Technology Services	535,816.28
Amy Ellen Swartz	Other Professional Services	500.00
Analytical Systems, Inc.	Consultant Services – Approved by Governor's Office	56,364.00
Andrew Reschovsky	Other Professional Services	500.00
Austin Ribbon & Computer Supplies	Information Technology Services	60,126.53
C & T Consulting Services, LLP	Information Technology Services	169,320.00
C & T Information Technology Consulting, Inc.	Information Technology Services	111,674.00
Calyptus Consulting Group, Inc.	Educational/Training Services	8,160.00
Computer Consultants International, Inc.	Information Technology Services	160,702.00
Deloitte Consulting, LLP	Information Technology Services	6,247,454.07
Dharshana Weerasinghe	Other Professional Services	500.00
ESI International	Educational/Training Services	224,250.00
Fit for Work, LLC	Other Professional Services	275.00
Freethink Studios, Inc.	Other Professional Services	3,580.00
Gartner Group	Information Technology Services	279,017.20
Government Procurement Services	Educational/Training Services	7,340.00
Harrison Keller	Consultant Services – Other	14,500.00
Harry A. Cory, Jr.	Consultant Services – Other	101,250.00
Infinite Computing Systems	Information Technology Services	33,108.00
Interactive Entertainment Systems	Other Professional Services	700.00
International Consulting Acquisition Corporation	Information Technology Services	352,800.00
Janet Hasty	Educational/Training Services	12,080.00
Jennifer Imazeki	Other Professional Services	500.00
Joan Herman	Other Professional Services	500.00
Karen Evertson	Other Professional Services	20,000.00
Karen McCullough	Educational/Training Services	2,700.00
Lockbox Objectwin Technology, Inc.	Information Technology Services	37,960.00
Lori Taylor Loden	Consultant Services – Other	14,300.00
Lynda Com	Educational/Training Services	1,500.00
Malteo, Inc.	Information Technology Services	64,155.00
MGT of America, Inc.	Other Professional Services	29,925.00
Michael J. Podgursky	Other Professional Services	500.00
Nathan I. Prager	Other Witness Fees	10.00
National Human Resource Group, Inc.	Information Technology Services	21,306.00
NEOS Consulting Group, LLC	Information Technology Services	109,637.70
Nicole Lee Dunaway	Other Professional Services	1,445.00
NIPUN Systems, Inc.	Information Technology Services	82,544.00
NOAD Americas	Information Technology Services	23,000.00
Oracle America, Inc.	Educational/Training Services	28,167.50
Pitney Bowes Software, Inc.	Data Processing Services	99,964.75
PMCS Services, Inc.	Information Technology Services	78,666.84
Rackspace Hosting	Information Technology Services	(166.42)
Ramssoft Systems, Inc.	Information Technology Services	3,920.00
Remmert & Associates, Inc.	Information Technology Services	4,761.00
Resource Integrators, LLC	Information Technology Services	764,010.19
RFD & Associates, Inc.	Information Technology Services	858.95
Rupert & Associates, PC	Other Professional Services	10,242.50
Salvaggio & Teal, LTD	Information Technology Services	403,200.00
Shawna Grosskopf	Other Professional Services	500.00
SHI Government Solutions, Inc.	Information Technology Services	13,075.00
State Auditor's Office	Financial and Accounting Services	110,985.35
State Office of Administrative Hearings	Other Professional Services	455,035.20
Stephen Frank	Other Professional Services	500.00
Steve Rivkin	Other Professional Services	500.00
Tailwind Associates	Information Technology Services	34,262.00
Ted Whitmer	Other Professional Services	20,250.00
Testing and Training Services	Educational/Training Services	2,000.00
Texas Department of Information Resources	Computer Services – Statewide Technology Center	3,052.98
Texas Govlink, Inc.	Information Technology Services	264,678.00
Texas Transportation Institute	Consultant Services – Other	129,157.21
The Network, Inc.	Other Professional Services	4,250.00

*Concluded on the following page*

UNAUDITED  
*Comptroller of Public Accounts (304)*

## Professional/Consulting Fees and Legal Service Fees (concluded)

For the Fiscal Year Ended August 31, 2011

Vendor Name	Type of Service Rendered	Amount
<b>PROFESSIONAL/CONSULTING FEES (concluded)</b>		
Thomas Wade, RPA RTA	Consultant Services – Other	\$ 23,700.00
Tim S. Wooten	Consultant Services – Other	65,313.00
University of Texas at Dallas	Consultant Services – Other	147,911.90
VREF Publishing, Inc.	Data Processing Services	3,339.00
Wayne Llewellyn	Educational/Training Services	3,760.00
William D. Agee Consulting, Inc.	Educational/Training Services	29,785.00
William D. Duncombe	Other Professional Services	500.00
Workers Assistance Program, Inc.	Other Professional Services	51,803.44
Total Professional/Consulting Fees and Legal Service Fees		<u>\$18,522,806.45</u>

## Miscellaneous Supplementary Information Multistate Tax Commission Report

For the Year Ended August 31, 2011

<u>Activities</u>	<u>Revenues</u>	<u>Expenditures</u>
Travel for Conferences/ Meetings	\$ 0.00	\$ 2,194.36
Audit and Nexus Program Fees	766,497.00	0.00
Annual Membership Assessments	0.00	227,346.00
<b>Total</b>	<b><u>\$766,497.00</u></b>	<b><u>\$229,540.36</u></b>

Note:

Revenues represent previously unreported taxes collected in the current fiscal year from entities for report periods as negotiated through the Multistate Tax Commission Nexus Program.

The expenditure activity above is for Comptroller's office employees only.

## HUB Strategic Plan Progress Report

For the Fiscal Year Ending August 31, 2011

(Source: Texas Government Code, Title 10, Subtitle D, Section 2161.124)

Goal – Strategic Plan HUB Goal Actual = % Spent with HUBs from HUB Report	Actual for FY 10	Actual for FY 11	Goal for FY 12
Heavy Construction other than Buildings	N/A	N/A	N/A
Building construction, including general contractors and operative builders contracts	N/A	N/A	N/A
Special trade construction contracts	8.39%	76.28%	32.70%
Professional services contracts	0.00%	0.00%	23.60%
Other services contracts	27.30%	34.56%	24.60%
Commodities contracts	10.80%	19.02%	21.00%


Prepared By:



Printed Name: Lynn H. Sanchez

Phone Number: (512) 463-4216

Approved by:



Printed Name: Stephen McDonald, Area Manager

Phone Number: (512) 475-5654

## Appropriation Item Transfers\*

For the Fiscal Year Ended August 31, 2011

ITEM OF APPROPRIATION	Transfers - In	Transfers - Out	Net Transfers
<b>A. Goal: Compliance with Tax Laws</b>			
<b>Strategies:</b>			
A.1.1. (13001) Ongoing Audit Activities	\$ 6,055,168.09	\$ 30,735,688.90	\$ (24,680,520.81)
(21016) Rider 16 Increase Tax Compliance	0.00	4,764,411.00	(4,764,411.00)
A.2.1. (13002) Tax Laws Compliance	30,451,444.74	30,798,868.94	(347,424.20)
(21016) Rider 16 Increase Tax Compliance	0.00	5,297,589.00	(5,297,589.00)
A.3.1. (13003) Taxpayer Information	1,132,473.70	7,325,131.66	(6,192,657.96)
A.4.1. (13004) Tax Hearings	296,215.95	2,574,602.77	(2,278,386.82)
<b>Total Goal A: Compliance with Tax Laws</b>	<u>37,935,302.48</u>	<u>81,496,292.27</u>	<u>(43,560,989.79)</u>
<b>B. Goal: Manage Fiscal Affairs</b>			
<b>Strategies:</b>			
B.1.1. (13005) Accounting/Reporting	6,318,009.60	12,106,142.15	(5,788,132.55)
(21981) HB 1796 Art IX 17.81 (C) New Tech	0.00	291,974.00	(291,974.00)
B.1.2. (13006) Claims and Payments	522.00	21,456.75	(20,934.75)
B.2.1. (13009) Property Tax Program	813,428.39	3,908,691.01	(3,095,262.62)
B.3.1. (13010) Fiscal Research and Studies	1,033,949.96	2,459,707.29	(1,425,757.33)
B.4.1. (13014) Treasury Operations	368,794.07	2,046,014.67	(1,677,220.60)
B.5.1. (13027) Procurement	849,275.49	1,940,334.66	(1,091,059.17)
B.6.1. (13028) Support Services	0.00	27,721.50	(27,721.50)
B.6.1. (13029) Procurement	96,048.03	250,441.97	(154,393.94)
<b>Total Goal B: Manage Fiscal Affairs</b>	<u>9,480,027.54</u>	<u>23,052,484.00</u>	<u>(13,572,456.46)</u>
<b>C. Goal: Tax and Financial Information Technology</b>			
<b>Strategies:</b>			
C.1.1. (13011) Revenue and Tax Processing	2,227,596.37	14,338,755.04	(12,111,158.67)
<b>Administrative and Support Cost</b> (13901, 13902, 13903, 13904, 13905)	<u>78,173,881.78</u>	<u>8,929,276.86</u>	<u>69,244,604.92</u>
<b>NET APPROPRIATION ITEM TRANSFERS</b>	<u>\$ 127,816,808.17</u>	<u>\$ 127,816,808.17</u>	<u>\$ 0.00</u>

\*This schedule does not include benefit replacement pay, rider reduction transfers or transfers to other state agencies.



## Agency Report of Recycled, Remanufactured and Environmentally Sensitive Purchases

August 31, 2011

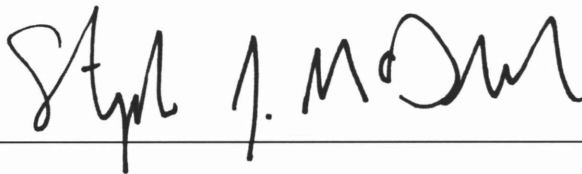
E1, E2, or E3	Description	Total Expenditures		
		Non-Delegated	Delegated	Total
Total E1 – Including 1st Choice	Recycled	\$ 349,852.87	\$ 278,237.82	\$ 628,090.69
Total E2 – Including 1st Choice	Remanufactured	725.12	0.00	725.12
Total E3 – Including 1st Choice	Environmentally Sensitive	0.00	1,271,473.70	1,271,473.70
<b>Total of E1, E2, and E3 includes Recycled 1st Choice Targeted Totals</b>		<u>\$ 350,577.99</u>	<u>\$ 1,549,711.52</u>	<u>\$ 1,900,289.51</u>

FY 2011 1st Choice Targeted Commodities *Non-Delegated	Expenditures			% Spent on 1st Choice Products 100* [A/(A+B)]
	1st Choice Products (A)	Virgin Counterpart (B)	Total (A+B)	
Motor Oil & Lubricants	\$ 0.00	\$ 0.00	\$ 0.00	0%
Toilet Paper, Toilet Seat Covers & Paper Towels	0.00	0.00	0.00	0%
Printing Paper, Copier Paper & Computer Paper	3,795.30	37,600.00	41,395.30	9%
Business Envelopes	103,564.70	0.00	103,564.70	100%
Plastic Trash Bags	0.00	0.00	0.00	0%
Plastic Covered Binders	0.00	0.00	0.00	0%
Recycling Containers	0.00	0.00	0.00	0%
Photocopiers	0.00	0.00	0.00	0%
<b>Total 1st Choice Targeted Commodities</b>	<u>\$ 107,360.00</u>	<u>\$ 37,600.00</u>	<u>\$ 144,960.00</u>	<u>74%</u>

Summary of Total Number of FY 2011

Virgin Counterpart Justifications *Non-Delegated	Total Cost	Total Quality	Total Not Available	Total Other
Motor Oil & Lubricants	0	0	0	0
Toilet Paper, Toilet Seat Covers & Paper Towels	0	0	0	0
Printing Paper, Copier Paper & Computer Paper	0	1	0	0
Business Envelopes	0	0	0	0
Plastic Trash Bags	0	0	0	0
Plastic Covered Binders	0	0	0	0
Recycling Containers	0	0	0	0
Photocopiers	0	0	0	0
<b>Total Number(s)</b>	<u>0</u>	<u>1</u>	<u>0</u>	<u>0</u>

Agency Head Signature: \_\_\_\_\_



Date: 12/12/11

## Schedule of State-Owned or Leased Vehicles Used by State Employees

For the Fiscal Year Ended August 31, 2011

Employee Name	Job Title	Reason for Authorization
<b>SUPPORT SERVICES</b>		
<b>Agency Operations</b>		
Mike Turner	Program Specialist IV	Risk Manager/Security
Adrian Gutierrez	Drafting Tech. II	Space Planner
Steve Gomez	Admin. Tech. III	Agency Messenger Runs
Tom Herrera	Admin. Tech. III	Agency Messenger Runs
<b>Agency Support</b>		
Mike Steele	Program Specialist IV	Agency Support Team Leader
Cecil Harden	Admin. Tech. III	Agency Messenger Runs
Jose Ramos	Admin. Tech. II	Agency Messenger Runs
Billy Cullum	Admin. Tech. II	Agency Messenger Runs
Michael Vassar	Admin. Tech. II	Agency Messenger Runs
Mario Luna	Admin. Tech. II	Agency Messenger Runs
Brandon Fuchs	Admin. Tech. II	Agency Messenger Runs
Selom Agbottah	Admin. Tech. II	Agency Messenger Runs
<b>Warehouse Operations</b>		
Isaac Martinez	Warehouseman II	Deliveries to local Comptroller Offices
Willie Simpson	Warehouseman IV	Deliveries to local Comptroller Offices
Jerry Bermea	Warehouseman II	Deliveries to local Comptroller Offices
Jack Oliva	Warehouseman IV	Deliveries to local Comptroller Offices
<b>DOCUMENT MANAGEMENT</b>		
<b>Mail Operations</b>		
Pedro Flores	Admin. Assist. II	Mail Delivery to Vendor
<b>INNOVATION AND TECHNOLOGY</b>		
<b>Infrastructure</b>		
Ronnie Craig	Systems Analyst V	Retrieve tapes from the Texas Records Center
Glen Brooks	Systems Analyst IV	Retrieve tapes from the Texas Records Center
Don Munoz	Systems Analyst III	Retrieve tapes from the Texas Records Center
Bill Guzman	Computer Operator I	Transport data equipment to local Comptroller Offices
<b>TPASS</b>		
<b>State Mail Operations</b>		
Chris Christine	Manager IV	Administration
Sandra Gattis-Turner	Admin. Tech. IV	Administration
Virginia Alvarez	Admin. Tech. III	Mail Operations
Brenda Ruiz	Admin. Tech. II	Mail Operations
Harvey Hodde	Admin. Tech. III	Agency Mail Messenger
Frank Burton	Admin. Tech. II	Agency Mail Messenger
James Glover	Admin. Tech. II	Agency Mail Messenger
Oswaldo Villalva	Admin. Tech. II	Agency Mail Messenger
Jessica Lopez-White	Admin. Tech. II	Agency Mail Messenger
Jesus Pichardo	Admin. Tech. II	Agency Mail Messenger

# Comptroller's Judiciary Section (241)

---

## **NONFINANCIAL DATA STATEMENTS**



## Appropriation Item Transfers\*

For the year ended August 31, 2011

ITEM OF APPROPRIATION	Transfers – In	Transfers – Out	Net Transfers
<b>A. Goal: Judicial Salaries and Payments</b>			
<b>Strategies:</b>			
A.1.5 (13002) District Judges-Travel	\$ 1,572.60	\$ 0.00	\$ 1,572.60
<b>Total Goal A: Judicial Salaries and Payments</b>	1,572.60	0.00	1,572.60
<b>B. Goal: Prosecutor Salaires and Payments</b>			
<b>Strategies:</b>			
B.1.5 (13007) Felony Prosecutors Travel		1,572.60	(1,572.60)
<b>Total Goal B: Prosecutor Salaires and Payments</b>	0.00	1,572.60	(1,572.60)
 <b>NET APPROPRIATION ITEM TRANSFERS</b>	 \$ 1,572.60	 \$ 1,572.60	 \$ 0.00

\* This schedule does not include Benefit Replacement Pay transfers, transfers with other agencies or rider reduction transfers.



Comptroller – Fiscal (902)

---

**NONFINANCIAL DATA STATEMENTS**





## Schedule of Professional and Consulting Fees

For the Fiscal Year Ended August 31, 2011

Name	Service Performed	Amount
Abdelrazzak Aleskandrany	Other Professional Services	\$ 675.00
ACS Enterprise Solutions Inc.	Financial and Accounting Services	43,886.14
ACS Enterprise Solutions Inc.	Computer Programming Services	1,635,790.14
ACS Unclaimed Property Clearinghouse	Computer Programming Services	245,700.00
ACS Unclaimed Property Clearinghouse	Financial and Accounting Services	454,252.26
Allan R Lazor	Other Professional Services	3,375.00
Andrea M Fahrenthold	Other Professional Services	675.00
Ann Michael	Other Professional Services	675.00
Antonio V Concepcion	Financial and Accounting Services	21,328.12
Antonio V Concepcion	Financial and Accounting Services	60,000.00
Art Koening Jr	Financial and Accounting Services	18,000.00
Art Koening Jr	Financial and Accounting Services	20,000.00
Barbara J Susaraba	Other Professional Services	900.00
Billy J Fenoglio	Other Professional Services	675.00
Blythe Corp	Financial and Accounting Services	35,812.50
Brenda Maldonado	Financial and Accounting Services	92,593.75
Bryan R Haynes	Other Professional Services	1,575.00
C & T Consulting Services LLP	Computer Programming Services	680.00
Candace K Cooke	Other Professional Services	900.00
Cecil H Tamez	Other Professional Services	675.00
Cherise D Collins	Financial and Accounting Services	20,000.00
Cherise D Collins	Financial and Accounting Services	40,000.00
Cindy Alvarez	Financial and Accounting Services	30,000.00
Cindy Alvarez	Financial and Accounting Services	50,000.00
Cindy H Coats CPA	Financial and Accounting Services	72,812.50
Clayborn Accounting & Financial Services	Financial and Accounting Services	10,000.00
Curry Frazier Johnson & Associates LLC	Financial and Accounting Services	12,132.19
D Smith Consulting	Financial and Accounting Services	34,968.75
Dan A Northern	Financial and Accounting Services	27,574.38
Dan A Northern	Financial and Accounting Services	50,000.00
David M Melton	Other Professional Services	900.00
David R Kasen	Financial and Accounting Services	27,000.00
Davis & Davis Professional Services Firm LLC	Financial and Accounting Services	24,910.78
Deborah Jones	Financial and Accounting Services	21,140.63
Derek Flowers	Other Professional Services	1,800.00
Dibrell P Dobbs DBA State Tax Consulting Grp	Financial and Accounting Services	28,203.13
Dibrell P Dobbs DBA State Tax Consulting Grp	Financial and Accounting Services	60,000.00
Dixie Smith	Financial and Accounting Services	30,000.00
Donald E Pearson	Financial and Accounting Services	51,421.88
Donna R Harris	Other Professional Services	900.00
Dorothea Brooks CPA	Financial and Accounting Services	9,641.00
Douglas C Brower	Other Professional Services	675.00
Douglas J Stafford	Other Professional Services	675.00
Edwin E Scharf	Other Professional Services	675.00
Elva D Schrimpher	Other Professional Services	1,125.00
Emily K Wilkin	Other Professional Services	1,350.00
Felicia S Ward	Financial and Accounting Services	30,000.00
Francis J Bourgeois	Other Professional Services	900.00
Frank J Lucco	Other Professional Services	2,025.00
Garrett State Tax Service Inc.	Financial and Accounting Services	19,700.00
Garth Lewis	Other Professional Services	1,850.00
Gary T Voit	Other Professional Services	1,575.00
Gloria B Byington	Other Professional Services	900.00
Gordon Allan Wheeler	Financial and Accounting Services	10,390.62
Gordon Allan Wheeler	Financial and Accounting Services	75,000.00
Gregory A Johnson	Other Professional Services	675.00
Griffin D Vance IV	Other Professional Services	675.00
Heidi M Huang	Other Professional Services	675.00
Homer Max Wiesen	Financial and Accounting Services	20,000.00
Homer Max Wiesen	Financial and Accounting Services	33,484.38
Iredell Drew Polk	Other Professional Services	675.00
Jacqueline A Muhammad	Financial and Accounting Services	67,605.63
James D Aarant	Other Professional Services	900.00
James P Thompson	Other Professional Services	900.00

*Continued on the following page*

## Schedule of Professional and Consulting Fees (continued)

For the Fiscal Year Ended August 31, 2011

Name	Service Performed	Amount
James W Dinkins	Other Professional Services	\$ 1,125.00
James W Dirks	Other Professional Services	1,125.00
Jean Chan	Financial and Accounting Services	64,273.75
Jeffrey H Kilgore	Other Professional Services	675.00
Jennifer Johnson	Other Professional Services	1,575.00
Jennifer L Wilmoth	Financial and Accounting Services	26,765.63
Jodi L Sherretts	Other Professional Services	1,125.00
Jodie Moore	Financial and Accounting Services	80,437.49
Joe Wamp	Financial and Accounting Services	19,875.00
John K Scarborough	Other Professional Services	1,350.00
John R Passero Sr	Other Professional Services	1,125.00
Kerjen Wu	Other Professional Services	1,125.00
Kim Muckleroy	Other Professional Services	1,350.00
Kimberly M Gamble	Other Professional Services	900.00
Kurt D Stratton	Other Professional Services	600.00
Lada Angelova	Other Professional Services	1,350.00
Larry D Durham	Other Professional Services	1,350.00
Linebarger Goggan Blair & Sampson LLP	Financial and Accounting Services	139,427.39
Lone Star Sales Tax Consulting	Financial and Accounting Services	34,140.63
Marina Roy Buenaventura CPA	Financial and Accounting Services	15,187.49
Marina Roy Buenaventura CPA	Financial and Accounting Services	60,000.00
Mark L Fishman	Other Professional Services	900.00
Mark Steven Swinney	Financial and Accounting Services	28,500.00
Marsha Johnson Inc	Financial and Accounting Services	25,825.94
Mary E Coimbra	Other Professional Services	1,350.00
Max Dwain Martino PC	Financial and Accounting Services	88,609.37
Melanie Cureton Bowman	Financial and Accounting Services	13,734.38
Nathan J Jacobson	Other Professional Services	675.00
NCO Financial Systems Inc	Financial and Accounting Services	319,378.41
Nedzra J Ward	Financial and Accounting Services	62,000.00
Neos Consulting Group Inc.	Computer Programming Services	75,710.50
Nolton Consulting LLC	Financial and Accounting Services	16,906.23
Oracle America Inc	Computer Programming Services	62,575.20
Paul D Underwood	Financial and Accounting Services	44,390.62
Paul D Underwood	Financial and Accounting Services	75,000.00
Paul Hernandez	Financial and Accounting Services	10,000.00
Paul W Taylor	Other Professional Services	675.00
Philip E Tan	Financial and Accounting Services	24,015.63
Philip E Tan	Financial and Accounting Services	60,000.00
Pitney Bowes Software Inc.	Data Processing Services	129,030.00
Ralph L Buller	Other Professional Services	1,350.00
Randall J Robinson	Financial and Accounting Services	24,984.38
Rebecca B Roach	Other Professional Services	900.00
Rebecca S Pinckard	Other Professional Services	1,125.00
Regina C Proctor	Other Professional Services	675.00
Resource Integrators LLC	Computer Programming Services	83,370.00
Richard A Skotak	Other Professional Services	900.00
Richard D Wiese Sr	Other Professional Services	1,575.00
Richard R Prigmore Jr	Other Professional Services	1,350.00
Richard U Vallery	Other Professional Services	1,575.00
Robert A Smith	Other Professional Services	725.00
Robert E Tschirhart	Other Professional Services	675.00
Robert J Whorton	Financial and Accounting Services	23,703.13
Robert L Wheelock	Other Professional Services	1,350.00
Robert W Hutchins	Other Professional Services	1,125.00
Ronald D Canady	Other Professional Services	4,500.00
Rudy R Robinson III	Other Professional Services	900.00
Ruzicka Reed Partnership	Financial and Accounting Services	121,375.00
Ryan E Ray	Other Professional Services	1,575.00
Salli R Smith	Other Professional Services	900.00
Sam W Armstrong PC	Financial and Accounting Services	71,859.37
Samuel O Harris Jr	Other Professional Services	900.00
Samuel Stewart	Other Professional Services	1,350.00
Sharon D Harris	Other Professional Services	675.00

*Concluded on the following page*

## Schedule of Professional and Consulting Fees (concluded)

For the Fiscal Year Ended August 31, 2011


Name	Service Performed	Amount
Sharon E Dolan	Other Professional Services	\$ 1,575.00
Sharon K Auffet	Other Professional Services	1,475.00
Shirley J Solis	Other Professional Services	675.00
Stacie Sims	Financial and Accounting Services	22,359.37
State and Local Tax Group LLC	Financial and Accounting Services	126,718.75
Stephanie Clark Jackson	Financial and Accounting Services	16,675.00
Stephanie Clark Jackson	Financial and Accounting Services	59,500.00
Stephen Broad	Financial and Accounting Services	18,187.49
Stephen Broad	Financial and Accounting Services	40,000.00
Stephen G Riddle	Other Professional Services	1,125.00
Stites Tax Consulting Group GP LLC	Other Witness Fees	750.00
Stites Tax Consulting Group GP LLC	Financial and Accounting Services	72,265.62
Susan Kwok Annoura	Other Professional Services	900.00
Terra Hillman	Financial and Accounting Services	15,868.11
Terra Hillman	Financial and Accounting Services	29,700.00
Texas Tax Consulting Group LC	Financial and Accounting Services	49,906.25
The JSO Group Inc	Financial and Accounting Services	35,015.83
Thomas A Bazan	Other Professional Services	1,350.00
Timora Pole	Other Professional Services	1,350.00
UTECH Consulting	Computer Programming Services	200,830.00
Vernice Seriale Jr	Financial and Accounting Services	20,418.75
Vernice Seriale Jr	Financial and Accounting Services	49,500.00
Virginia A Jameson	Other Professional Services	900.00
Vivian W Huang	Other Professional Services	675.00
William C Sturman	Other Professional Services	675.00
William J Blythe Jr	Other Professional Services	900.00
William J Garrett	Other Professional Services	900.00
William R Sherman	Other Professional Services	1,302.00
William R Smith	Financial and Accounting Services	20,000.00
William S Cherry	Other Professional Services	675.00
Willie L Sullivan Jr	Financial and Accounting Services	31,078.12
Willie L Sullivan Jr	Financial and Accounting Services	60,000.00
<b>Total Professional and Consulting Fees</b>		<b><u>\$6,240,829.61</u></b>


## HUB Strategic Plan Progress Report

For the Fiscal Year Ending August 31, 2011

(Source: Texas Government Code, Title 10, Subtitle D, Section 2161.124)

Goal – Strategic Plan HUB Goal Actual = % Spent with HUBs from HUB Report	Actual for FY 10	Actual for FY 11	Goal for FY 12
Heavy Construction other than Buildings	N/A	N/A	N/A
Building construction, including general contractors and operative builders contracts	N/A	N/A	N/A
Special trade construction contracts	0.00%	0.00%	32.70%
Professional services contracts	11.60%	13.45%	23.60%
Other services contracts	7.31%	31.81%	24.60%
Commodities contracts	1.62%	94.99%	21.00%

Prepared By:   
 Printed Name: Lynn H. Sanchez  
 Phone Number: (512) 463-4216

Approved by:   
 Printed Name: Stephen McDonald, Area Manager  
 Phone Number: (512) 475-5654

# Comptroller Treasury – Fiscal (311)

---

## **NONFINANCIAL DATA STATEMENTS**

UNAUDITED  
*Comptroller Treasury – Fiscal (311)*

UNAUDITED  
Comptroller Treasury – Fiscal (311)

**Professional/Consulting Fees And Legal Service Fees**  
For the Fiscal Year Ended August 31, 2011

Name	Services Performed	Amount
<b>PROFESSIONAL/CONSULTING FEES</b>		
Bowne of Dallas, Inc.	Financial and Accounting	\$ 5,320.07
Fitch Ibea, Inc.	Financial and Accounting	35,000.00
Grant Street Group	Financial and Accounting	40,000.00
Moody's Investors Service, Inc.	Financial and Accounting	63,000.00
On the Record Reporting, Inc.	Financial and Accounting	145.00
Raymond James & Associates, Inc.	Financial and Accounting	53,336.86
Standard & Poor's	Financial and Accounting	50,000.00
Texas Treasury Safekeeping Trust Co., Inc.	Investment Counseling	9,593,555.20
<b>Total Professional/Consulting Fees</b>		<u><b>9,840,357.13</b></u>
<b>LEGAL SERVICE FEES</b>		
Andrews Kurth, LLP	Legal Services	119,658.31
Chapman & Cutler, LLP	Legal Services	22,929.01
<b>Total Legal Service Fees</b>		<u><b>142,587.32</b></u>
<b>Total Professional/Consulting Fees and Legal Service Fees</b>		<u><b>\$9,982,944.45</b></u>

UNAUDITED  
*Comptroller Treasury – Fiscal (311)*



Texas Treasury  
Safekeeping Trust Company (930)

---

**NONFINANCIAL DATA STATEMENTS**

UNAUDITED  
*Texas Treasury Safekeeping Trust Company (930)*

## Summary of Professional Fees

For the Fiscal Year Ended August 31, 2011

Name	Services Performed	Amount
<b>PROFESSIONAL/CONSULTING FEES</b>		
Aksia, LLC	Investment Counseling	\$ 752,707.84
Asset Consulting Group, Inc.	Investment Counseling	584,500.00
Batterymarch, Inc.	Investment Counseling	77,602.56
BlackRock Institutional Trust	Investment Counseling	856,511.84
Comptroller of Public Accounts	Other Professional Services	37,471.10
Cutter Associates	Other Professional Services	161,500.00
Fountain Capital Management LLC	Investment Counseling	150,096.07
Fundtech Corporation	Other Professional Services	4,235.54
The Northern Trust Company	Investment Counseling	611,294.15
Padgett Statemann & Co., L.L.P.	Financial and Accounting Services	103,725.00
QED Information Systems, Inc.	Financial and Accounting Services	135,589.25
Standard and Poors Ratings Services	Other Professional Services	35,910.42
Strategic Insight Group	Other Professional Services	2,411.34
<b>Total Professional/Consulting Fees</b>		<b>3,513,555.11</b>
<b>LEGAL SERVICE FEES</b>		
Vinson & Elkins, LLP	Legal Services	13,548.81
<b>Total Legal Services Fees</b>		<b>13,548.81</b>
Total Professional/Consulting and Legal Services Fees		<u>\$3,527,103.92</u>

UNAUDITED  
*Texas Treasury Safekeeping Trust Company (930)*

Texas Prepaid Higher Education  
Tuition Board (315)

---

**NONFINANCIAL DATA STATEMENTS**



## **Schedule of Bonded Employees**

For the Fiscal Year Ended August 31, 2011

### **Fidelity Bond Coverage**

The Drago Insurance Agency, Wormley-Mitchell/GC Companies carried a faithful performance blanket bond on the Texas Comptroller of Public Accounts and her employees. On August 31, 2011, the amount of coverage was \$1,000,000 per loss. The staff of the Texas Prepaid Higher Education Tuition Board are employees of the Texas Comptroller of Public Accounts.

In addition, the Texas Prepaid Higher Education Tuition Board has Public Official and Employment Practices Liability Insurance coverage for board members through Arthur J. Gallagher & Co. – Dallas. The coverage amount as of August 31, 2011, was \$2,000,000.

UNAUDITED  
Texas Prepaid Higher Education Tuition Board (315)

## Schedule of Professional Fees

For the Fiscal Year Ended August 31, 2011

Name	Service Performed	Amount
<b>PROFESSIONAL/CONSULTING FEES</b>		
Advantus Capital Management Inc.	Investment Management Services	\$ 450,516.15
AKF Consulting LLC	529 Consulting Services	1,593.75
Barrow Hanley Mewhinney and Strauss	Investment Management Services	139,685.25
Buck Consultants LLC	Actuarial Services	51,950.00
Chase Investment Counsel Inc.	Investment Management Services	185,087.13
College Savings Systems	Software Maintenance Services	26,389.50
Hewitt EnnisKnupp	Investment Consulting Services	316,666.66
McConnell & Jones LLP	Financial and Accounting Services	46,823.00
Mondrian Investment Partners Limited	Investment Management Services	65,885.38
Northern Trust Company	Master Trust Custodian Services	282,424.80
OppenheimerFunds Inc.	Asset Management Services	724,839.46
Rhumblin Advisers	Investment Management Services	26,214.32
Shannon Associates LLC	Production Services	4,900.00
Shenkman Capital Management	Investment Management Services	652,300.42
T. Rowe Price Associates Inc.	Investment Management Services	350,859.99
Wells Capital Management Inc.	Investment Management Services	137,256.53
Westwood Management Corporation	Investment Management Services	178,740.00
Total Professional/Consulting Fees		<u>3,642,132.34</u>
<b>LEGAL SERVICE FEES</b>		
Clark Thomas & Winters	Legal Services	30,964.26
Duggins Wren Mann & Romero LLP	Legal Services	10,259.00
Graves Dougherty Hearon Moody	Legal Services	32,638.24
Total Legal Services Fees		<u>73,861.50</u>
Total Professional/Consulting and Legal Services Fees		<u>\$3,715,993.84</u>
Recap by Fund Type:		
Proprietary Fund Type – Enterprise Fund	Texas Guaranteed Tuition Plan	\$2,804,668.70
Proprietary Fund Type – Enterprise Fund	Texas Tuition Promise Fund	830,731.21
Proprietary Fund Type – Enterprise Fund	Texas Match the Promise Foundation	7,984.32
Fiduciary Fund Type – Private-Purpose Trust Fund	Texas College Savings Plan	72,609.61
Total, As Above		<u>\$3,715,993.84</u>



## HUB Strategic Plan Progress Report

For the Fiscal Year Ending August 31, 2011

(Source: Texas Government Code, Title 10, Subtitle D, Section 2161.124)

Goal – Strategic Plan HUB Goal Actual = % Spent with HUBs from HUB Report	Actual for FY 10	Actual for FY 11	Goal for FY 12
Heavy Construction other than Buildings	N/A	N/A	N/A
Building construction, including general contractors and operative builders contracts	N/A	N/A	N/A
Special trade construction contracts	100.00%	0.00%	32.70%
Professional services contracts	95.80%	1.45%	23.60%
Other services contracts	2.43%	4.52%	24.60%
Commodities contracts	9.51%	14.26%	21.00%

Prepared By:



Printed Name: Lynn H. Sanchez

Phone Number: (512) 463-4216

Approved by:



Printed Name: Stephen M. McDonald, Area Manager

Phone Number: (512) 475-5654

## Agency Report of Recycled, Remanufactured and Environmentally Sensitive Purchases

August 31, 2011

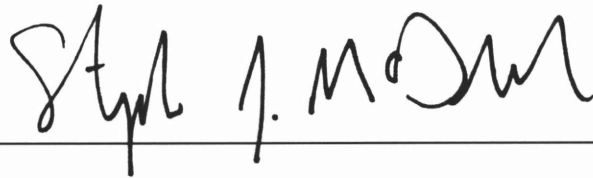
E1, E2, or E3	Description	Total Expenditures		
		Non-Delegated	Delegated	Total
Total E1 – Including 1st Choice	Recycled	\$ 0.00	\$ 243.42	\$ 243.42
Total E2 – Including 1st Choice	Remanufactured	0.00	0.00	0.00
Total E3 – Including 1st Choice	Environmentally Sensitive	0.00	13,828.89	13,828.89
<b>Total of E1, E2, and E3 includes Recycled 1st Choice Targeted Totals</b>		<b>\$ 0.00</b>	<b>\$ 14,072.31</b>	<b>\$ 14,072.31</b>

FY 2011 1st Choice Targeted Commodities *Non-Delegated	Expenditures			% Spent on 1st Choice Products 100* [A/(A+B)]
	1st Choice Products (A)	Virgin Counterpart (B)	Total (A+B)	
Motor Oil & Lubricants	\$ 0.00	\$ 0.00	\$ 0.00	0%
Toilet Paper, Toilet Seat Covers & Paper Towels	0.00	0.00	0.00	0%
Printing Paper, Copier Paper & Computer Paper	0.00	0.00	0.00	0%
Business Envelopes	0.00	0.00	0.00	0%
Plastic Trash Bags	0.00	0.00	0.00	0%
Plastic Covered Binders	0.00	0.00	0.00	0%
Recycling Containers	0.00	0.00	0.00	0%
Photocopiers	0.00	0.00	0.00	0%
<b>Total 1st Choice Targeted Commodities</b>	<b>\$ 0.00</b>	<b>\$ 0.00</b>	<b>\$ 0.00</b>	<b>0%</b>

Summary of Total Number of FY 2011

Virgin Counterpart Justifications *Non-Delegated	Total Cost	Total Quality	Total Not Available	Total Other
Motor Oil & Lubricants	0	0	0	0
Toilet Paper, Toilet Seat Covers & Paper Towels	0	0	0	0
Printing Paper, Copier Paper & Computer Paper	0	0	0	0
Business Envelopes	0	0	0	0
Plastic Trash Bags	0	0	0	0
Plastic Covered Binders	0	0	0	0
Recycling Containers	0	0	0	0
Photocopiers	0	0	0	0
<b>Total Number(s)</b>	<b>0</b>	<b>0</b>	<b>0</b>	<b>0</b>

Agency Head Signature: \_\_\_\_\_



Date: 12/12/11

Comptroller State Energy  
Conservation Office (907)

---

**NONFINANCIAL DATA STATEMENTS**



## Professional/Consulting Fees

For the Fiscal Year Ended August 31, 2011

Name	Type of Service Rendered	Amount
<b>PROFESSIONAL/CONSULTING FEES</b>		
ACS Enterprise Solution	Computer Services	\$ 343,131.89
Anna Marie Thompson	Writing Services	6,913.88
Apple Energy Group	Training	151,454.00
BAH! Design Inc.	Web programming	7,800.00
Bill Carson Design Inc.	Graphic Design	10,223.67
Building Media Inc.	Training	299,781.51
Camp Dresser & McKee	Technical Assistance	36,438.55
CMGRP Inc.	Communication Strategy and Outreach Services	236,500.00
Debra Duckett	Audio Production Services	4,117.82
Deloitte & Touche LLP	Fiscal & Technical Monitoring	1,807,021.00
Frank E. Kinsman	Building Efficiency & Retrofit	240,495.96
Frontier Associates LLC	Recycling Monitoring	36,209.00
Gravitant Inc.	Software Test Analyst	(9,600.00)
Helgeson Enterprises	Rebate Implementation Services	1,308.00
Holly Cooper Studio	Graphic Design	9,900.00
Jacobs Engineering Group	Technical Assistance	41,533.50
Keena & Company	Marketing Services	20,300.00
Kinsman & Associates	Building Efficiency & Retrofit	15,476.79
Morley Companies	Rebate Implementation Services	757,641.66
Nexant Inc.	Implementing Energy Efficiency Guide	118,713.53
Nipun Systems Inc.	Computer Services	12,012.00
OSS Inc.	Computer Services	62,856.00
PDS Technical Services	Computer Services	13,902.50
Ron K Bates	Writing Services	2,610.00
Sheardigital Inc.	Computer Services	9,600.00
State Auditor's Office	Audit Services	2,388.59
Texas Energy Engineering Services	Building Efficiency & Retrofit	97,548.32
Total Professional/Consulting Fees		<u>\$4,336,278.17</u>


## HUB Strategic Plan Progress Report

For the Fiscal Year Ending August 31, 2011

(Source: Texas Government Code, Title 10, Subtitle D, Section 2161.124)

Goal – Strategic Plan HUB Goal Actual = % Spent with HUBs from HUB Report	Actual for FY 10	Actual for FY 11	Goal for FY 12
Heavy Construction other than Buildings	N/A	N/A	N/A
Building construction, including general contractors and operative builders contracts	N/A	N/A	N/A
Special trade construction contracts	0.00%	0.00%	32.70%
Professional services contracts	0.00%	0.00%	23.60%
Other services contracts	18.80%	17.76%	24.60%
Commodities contracts	19.40%	21.59%	21.00%

Prepared By:



Printed Name: Lynn H. Sanchez

Phone Number: (512) 463-4216

Approved by:



Printed Name: Stephen McDonald, Area Manager

Phone Number: (512) 475-5654



Texas Comptroller of Public Accounts  
Publication #96-885. Revised December 2011.

For additional copies, write:

Texas Comptroller of Public Accounts  
Budget and Internal Accounting Division  
P.O. Box 13528  
Austin, Texas 78711-3528