





Texas Public Finance Authority
Annual Financial Report
For the year ended
August 31, 2014



TEXAS PUBLIC FINANCE AUTHORITY

BOARD OF DIRECTORS:

Billy M. Atkinson, Jr., Chair
Ruth C. Schiermeyer, Vice Chair
Gerald B. Alley, Secretary
Mark W. Eidman
Walker N. Moody
Rodney K. Moore
Robert T. Roddy, Jr.



EXECUTIVE DIRECTOR
Lee Deviney

MAILING ADDRESS:

Post Office Box 12906
Austin, Texas 78711-2906

PHYSICAL ADDRESS:

300 West 15th Street, Suite 411
Austin, Texas 78701

TELEPHONE: (512) 463-5544

FACSIMILE: (512) 463-5501

November 20, 2014

Honorable Rick Perry, Governor
Honorable Susan Combs, Texas Comptroller
Ursula Parks, Director, Legislative Budget Board
John Keel, CPA, State Auditor

Dear State Officers:

The Authority is pleased to submit its Annual Financial Report for the fiscal year ended August 31, 2014, in compliance with Texas Government Code Section 2101.011 and in accordance with the requirements established by the Comptroller of Public Accounts.

Due to the statewide requirements embedded in Governmental Accounting Standards Board (GASB) Statement No. 34, *Basic Financial Statements - and Management's Discussion and Analysis - for State and Local Governments*, the Comptroller of Public Accounts does not require the accompanying annual financial report to comply with all the requirements in this statement. The financial report will be considered for audit by the State Auditor as part of the audit of the State of Texas *Comprehensive Annual Financial Report (CAFR)*; therefore, an opinion has not been expressed on the financial statements and related information contained in this report.

If you have any questions regarding the report, please contact me at 512/463-3101.

Sincerely,

A handwritten signature in black ink, appearing to read "John Hernandez", is written over a white rectangular area.


John Hernandez
Deputy Director



TABLE OF CONTENTS

I.	Letter of Transmittal
II.	GENERAL PURPOSE FINANCIAL STATEMENTS	
	A: Combined Balance Sheet/Statement of Net Assets – Governmental Funds (Exh. I)	1
	B: Combined Statement of Revenues, Expenditures and Changes in Fund Balances/ Statement of Activities - Governmental Funds (Exh. II).....	5
	C: Combined Statement of Net Assets — Fiduciary Funds (Exh VI).....	9
	D: Combined Statement of Changes in Fiduciary Net Assets (Exh VII)	10
III.	NOTES TO THE FINANCIAL STATEMENTS	
	1. Summary of Significant Accounting Policies.....	11
	2. Capital Assets	16
	3. Deposits, Investments & Repurchase Agreements	17
	4. Short-Term Debt	18
	5. Long Term Liabilities	19
	6. Bonded Indebtedness	22
	7. Derivative Instruments	29
	8. Leases.....	29
	9. Pension Plans	29
	10. Deferred Compensation	29
	11. Post Employment Health Care and Life Insurance Benefits.....	29
	12. Interfund Activities and Transactions.....	29
	13. Continuance Subject to Review	37
	14. Adjustments to Fund Balances and Net Assets.....	37
	15. Contingencies and Commitments	37
	16. Subsequent Events	37
	17. Risk Management	38
	18. Management Discussion and Analysis	38
	19. The Financial Reporting Entity	39
	20. Stewardship, Compliance and Accountability.....	39
	21. N/A	39
	22. Donor-Restricted Endowments	39
	23. Extraordinary and Special Items	39
	24. Disaggregation of Receivable and Payable Balances	39
	25. Termination Benefits	39
	26. Segment Information – Enterprise Funds	39
	27. Service Concession Arrangements.....	39
	28. Deferred Outflows of Resources and Deferred Inflows of Resources	40
	29. Trouble Debt Restructuring.....	40
	30. Non-Exchange Financial Guarantees	40
IV.	COMBINING FINANCIAL STATEMENTS	
	A. Combining Balance Sheet-All General and Consolidated Funds (Exh. A-1)	41
	B. Combining Statement of Revenues, Expenditures and Changes in Fund Balance- All General and Consolidated Funds (Exh. A-2)	42
	C. Combining Balance Sheet-Special Revenue Funds (Exh. B-1)	43
	D. Combining Statement of Revenues, Expenditures and Changes in Fund Balance-Special Revenue Funds (Exh. B-2)	44
	E. Combining Balance Sheet-Debt Service Funds (Exh. C-1)	45
	F. Combining Statement of Revenues, Expenditures and Changes in Fund Balance- Debt Service Funds (Exh. C-2)	53
	G. Combining Balance Sheet-Capital Project Funds (Exh. D-1)	61
	H. Combining Statement of Revenues, Expenditures and Changes in Fund Balance- Capital Project Funds (Exh. D-2)	73
	I. Combining Statement of Fiduciary Net Assets	
	- Private-Purpose Trust Funds (Exh I-1)	85

J. Combining Statement of Changes in Fiduciary Net Assets	
- Private-Purpose Trust Funds (Exh I-2)	86
V. Supplementary Bond Schedules	
A. Miscellaneous Bond Information (Sch. 2-A)	87
B. Changes in Bonded Indebtedness (Sch. 2-B)	89
C. Debt Service Requirements (Sch. 2-C)	91
D. Analysis of Funds Available for Debt Service	
Governmental Activities - General Obligation Bonds (Sch. 2-D)	93
D. Analysis of Funds Available for Debt Service	
Governmental Activities - Revenue Bonds (Sch. 2-D)	95
E. Defeased Bonds Outstanding (Sch. 2-E)	97
F. Early Extinguishment and Refunding (Sch. 2-F)	98



UNAUDITED

TEXAS PUBLIC FINANCE AUTHORITY (347)

Exhibit I - Combined Balance Sheet/Statement of Net Assets - Governmental Funds

August 31, 2014

	Governmental Fund Types			
	General Funds	Capital Project Funds	Debt Service Funds	Special Revenue Funds
ASSETS				
Current Assets:				
Cash:				
Cash in Treasury	\$ 71,272,045.89	\$ 89,147,971.08	\$ 5,141,541.22	\$ 21,768,198.30
Cash in Bank	1,000.00			
Investments				
Legislative Appropriations	33,223,994.63			
Receivables:				
Accounts Receivable				
Due From Other Agencies				
Due From Other Funds				
Consumable Inventories		5,036.03		
Total Current Assets:	<u>104,497,040.52</u>	<u>89,153,007.11</u>	<u>5,141,541.22</u>	<u>21,768,198.30</u>
Non-Current Assets:				
Capital Assets:				
Land				
Buildings				
Furniture and Equipment				
Accumulated Depreciation				
Infrastructure				
Vehicles				
Construction in Progress				
Amounts Available in Debt Service Funds for Retirement of Debt				
Amounts to be Provided in Future Years:				
Retirement of Bonds				
Other Obligations				
Total Non-Current Assets:	<u>0.00</u>	<u>0.00</u>	<u>0.00</u>	<u>0.00</u>
TOTAL ASSETS	<u>\$ 104,497,040.52</u>	<u>\$ 89,153,007.11</u>	<u>\$ 5,141,541.22</u>	<u>\$ 21,768,198.30</u>
LIABILITIES				
Current Liabilities:				
Payables:				
Accounts Payable	\$ 32,842.03	\$ 8,249.33	\$ 0.00	\$
Payroll Payable	49,551.20	0.00		
Other Payables	0.00	0.00		
Due to Other Agencies	2,795,625.64	123,278,590.23		
Due to Other Funds				
Interest Payable				
Revenue CP Payable				
General Obligation CP Payable				
Unamortized Premium Bonds Payable				
Revenue Bonds Payable				
General Obligation Bonds Payable				
Employees Compensable Leave				
Total Current Liabilities:	<u>2,878,018.87</u>	<u>123,286,839.56</u>	<u>0.00</u>	<u>0.00</u>

UNAUDITED

Governmental Funds Total	Capital Assets Adjustments	Long-Term Liabilities Adjustments	Other Adjustments	Statement of Net Assets
\$ 187,329,756.49	\$ 0.00	\$ 0.00	\$ 0.00	\$ 187,329,756.49
1,000.00				1,000.00
0.00				0.00
33,223,994.63				33,223,994.63
0.00				0.00
0.00				0.00
0.00				0.00
0.00				0.00
5,036.03				5,036.03
<u>220,559,787.15</u>	<u>0.00</u>	<u>0.00</u>	<u>0.00</u>	<u>220,559,787.15</u>
0.00				0.00
0.00				0.00
0.00				0.00
0.00	21,261.24			21,261.24
0.00	(3,755.93)			(3,755.93)
0.00				0.00
0.00				0.00
0.00				0.00
0.00				0.00
0.00				0.00
0.00				0.00
0.00				0.00
0.00				0.00
0.00	17,505.31	0.00	0.00	17,505.31
<u>\$ 220,559,787.15</u>	<u>\$ 17,505.31</u>	<u>\$ 0.00</u>	<u>\$ 0.00</u>	<u>\$ 220,577,292.46</u>
\$ 41,091.36	\$	\$	\$	\$ 41,091.36
49,551.20				49,551.20
0.00				0.00
126,074,215.87				126,074,215.87
0.00				0.00
0.00		129,733,717.90		129,733,717.90
0.00		11,030,219.74		11,030,219.74
0.00		0.00		0.00
0.00		10,700,444.11		10,700,444.11
0.00		28,705,000.00		28,705,000.00
0.00		199,175,000.00		199,175,000.00
0.00		77,337.42		77,337.42
<u>126,164,858.43</u>	<u>0.00</u>	<u>379,421,719.17</u>	<u>0.00</u>	<u>505,586,577.60</u>

UNAUDITED

TEXAS PUBLIC FINANCE AUTHORITY (347)
 Exhibit I - Combined Balance Sheet/Statement of Net Assets - Governmental Funds
 August 31, 2014

	Governmental Fund Types			
	General Funds	Capital Project Funds	Debt Service Funds	Special Revenue Funds
Non-Current Liabilities:				
Notes Payable - Commercial Paper				
Revenue CP Payable				
General Obligation CP Payable				
Unamortized Premium Bonds Payable				
Revenue Bonds Payable				
General Obligation Bonds Payable				
Employees Compensable Leave				
Total Non-Current Liabilities:	0.00	0.00	0.00	0.00
TOTAL LIABILITIES	2,878,018.87	123,286,839.56	0.00	0.00
Fund Financial Statement-Fund				
FUND BALANCES (Deficits):				
Reserved For:				
Encumbrances				
Unencumbered Appropriations:				
Subject to Lapse				
Available For Future Years				
Inventories		5,036.03		
Other-Funds Held for Rebate				
Other-Capital Projects		(34,138,868.48)		
Other-Suspense				
Consolidated Funds				
Section 110 Budget Reduction				
Unreserved:	101,619,021.65			
Designated For:				
Debt Service			5,141,541.22	21,768,198.30
TOTAL FUND EQUITY	101,619,021.65	(34,133,832.45)	5,141,541.22	21,768,198.30
TOTAL LIABILITIES AND FUND EQUITY	\$ 104,497,040.52	\$ 89,153,007.11	\$ 5,141,541.22	\$ 21,768,198.30
Government-wide Statement-Net Assets				
Net Assets:				
Invested in Capital Assets,				
Net of Related Debt				
Convert from Fund Balances to Net Assets (CPA)				
Restricted for:				
Education				
Natural Resources and Recreation				
Debt Retirement				
Capital Projects				
Unemployment				
Employee Benefit				
Other				
Unrestricted				
Total Net Assets	0.00	0.00	0.00	0.00

UNAUDITED

Governmental Funds Total	Capital Assets Adjustments	Long-Term Liabilities Adjustments	Other Adjustments	Statement of Net Assets
0.00				
0.00				0.00
0.00		51,081,780.26		51,081,780.26
0.00		22,500,000.00		22,500,000.00
0.00		137,250,847.39		137,250,847.39
0.00		84,325,000.00		84,325,000.00
0.00		1,925,648,927.76		1,925,648,927.76
0.00		54,059.21		54,059.21
0.00	0.00	2,220,860,614.62	0.00	2,220,860,614.62
126,164,858.43	0.00	2,600,282,333.79	0.00	2,726,447,192.22
0.00				0.00
0.00				0.00
0.00				0.00
0.00				0.00
0.00				0.00
0.00				0.00
5,036.03				5,036.03
0.00				0.00
(34,138,868.48)				(34,138,868.48)
0.00				0.00
0.00				0.00
0.00				0.00
101,619,021.65				101,619,021.65
0.00				0.00
26,909,739.52				26,909,739.52
94,394,928.72	0.00	0.00	0.00	94,394,928.72
\$ 220,559,787.15	\$ 0.00	\$ 2,600,282,333.79	\$ 0.00	\$ 2,820,842,120.94
0.00				0.00
0.00	17,505.31			17,505.31
0.00		(2,600,151,735.22)		(2,600,151,735.22)
0.00				0.00
0.00				0.00
0.00				0.00
0.00				0.00
0.00				0.00
0.00				0.00
0.00				0.00
0.00				0.00
0.00				0.00
0.00				0.00
0.00		(130,598.57)		(130,598.57)
0.00	17,505.31	(2,600,282,333.79)	0.00	(2,600,264,828.48)

UNAUDITED

TEXAS PUBLIC FINANCE AUTHORITY (347)
 Exhibit II - Combined Statement of Revenue, Expenditures,
 and Changes in Fund Balances/Statement of Activities - Governmental Funds
 August 31, 2014

	General Funds	Capital Project Funds	Debt Service Funds	Special Revenue Funds
REVENUES:				
Legislative Appropriations:				
Original	\$ 255,257,751.00	\$ 0.00	\$ 0.00	\$ 0.00
Additional Appropriations	144,303.37			
Interest and Investment Income	263,698.94	376,426.72	32,606.04	
Federal Revenue			3,367,949.60	
License Fees and Permits	0.00			
Other Revenues	3,498.50	30.00	0.00	
TOTAL REVENUES	255,669,251.81	376,456.72	3,400,555.64	0.00
EXPENDITURES:				
Salaries and Wages	608,612.09	30.00		
Payroll Related Costs	147,894.75	357.41		
Professional Fees & Services	56,931.66	629,943.42	786,757.66	
Travel	16,313.59	4,210.59		
Materials and Supplies	3,311.81	(258.96)		
Communication and Utilities	4,899.61	(4,038.23)		
Repairs and Maintenance	4,357.50	0.00		
Rentals and Leases	3,573.83	242.75		
Printing and Reproduction	72.99	2,177.43		
Claims & Judgments				
Other Operating Expenditures	556,580.86	139.77	0.00	
Debt Service:				
General Obligation Debt				
Principal on GO Commercial Paper			0.00	
Interest on GO Commercial Paper			445,500.53	
Principal on General Obligation Bonds			181,800,000.00	
Interest on General Obligation Bonds (All General Long-term Debt)			83,860,159.03	
Revenue Debt				
Principal on MLPP Commercial Paper			5,065,000.00	
Interest on MLPP Commercial Paper			63,260.60	
Principal on Revenue Bonds			47,470,000.00	
Interest on Revenue Bonds			7,176,184.27	
Interest on Long Term Debt (GWFS)				
Depreciation and Amortization Expense				
Capital Outlay		21,261.24		
Other Financing Fees			1,893,421.68	
TOTAL EXPENDITURES	1,402,548.69	654,065.42	328,560,283.77	0.00
EXCESS OF REVENUES OVER EXPENDITURES	254,266,703.12	(277,608.70)	(325,159,728.13)	0.00
OTHER FINANCING SOURCES (USES):				
Total Intra-agency Transfers In	4,309,746.00	127,521.77	321,618,285.09	6,450.81
Total Intra-agency Transfers (Out)	(290,203,547.93)	(144,583.73)	(4,871,752.21)	(30,842,119.80)
Bond and Note Proceeds:				
Sale of Bonds		914,970.88	5,269,554.35	
Commercial Paper Proceeds	162,500,000.00	124,860,000.00		
Premium on Bond Issues			42,695,820.05	
Sale of Buildings				
Insurance Recoveries				
Net Bond and Note Proceeds:	162,500,000.00	125,774,970.88	47,965,374.40	0.00

UNAUDITED

Governmental Funds Total	Capital Assets Adjustments	Long-Term Liabilities Adjustments	Other Adjustments	Statement of Activities
\$ 255,257,751.00	\$ 0.00	\$ 0.00	\$ 0.00	\$ 255,257,751.00
144,303.37				144,303.37
672,731.70				672,731.70
3,367,949.60				3,367,949.60
0.00				0.00
3,528.50				3,528.50
<u>259,446,264.17</u>	<u>0.00</u>	<u>0.00</u>	<u>0.00</u>	<u>259,446,264.17</u>
608,642.09		798.06		609,440.15
148,252.16				148,252.16
1,473,632.74				1,473,632.74
20,524.18				20,524.18
3,052.85				3,052.85
861.38				861.38
4,357.50				4,357.50
3,816.58				3,816.58
2,250.42				2,250.42
0.00				0.00
556,720.63				556,720.63
0.00		0.00		0.00
445,500.53				445,500.53
181,800,000.00		(181,800,000.00)		0.00
83,860,159.03		(10,135,533.60)		73,724,625.43
0.00				0.00
5,065,000.00		(5,065,000.00)		0.00
63,260.60				63,260.60
47,470,000.00		(47,470,000.00)		0.00
7,176,184.27				7,176,184.27
0.00				0.00
	3,755.93			
21,261.24	(21,261.24)			0.00
1,893,421.68				1,893,421.68
<u>330,616,897.88</u>	<u>(17,505.31)</u>	<u>(244,469,735.54)</u>	<u>0.00</u>	<u>86,129,657.03</u>
<u>(71,170,633.71)</u>	<u>17,505.31</u>	<u>244,469,735.54</u>	<u>0.00</u>	<u>173,316,607.14</u>
326,062,003.67				326,062,003.67
<u>(326,062,003.67)</u>				<u>(326,062,003.67)</u>
6,184,525.23		(6,184,525.23)		0.00
287,360,000.00		(287,360,000.00)		0.00
42,695,820.05		(42,695,820.05)	0.00	0.00
0.00				0.00
0.00				0.00
<u>336,240,345.28</u>	<u>0.00</u>	<u>(336,240,345.28)</u>	<u>0.00</u>	<u>0.00</u>

UNAUDITED

TEXAS PUBLIC FINANCE AUTHORITY (347)
 Exhibit II - Combined Statement of Revenue, Expenditures,
 and Changes in Fund Balances/Statement of Activities - Governmental Funds
 August 31, 2014

	General Funds	Capital Project Funds	Debt Service Funds	Special Revenue Funds
Bond Sale Expenses				
Bond Sale Exp-Attorney Fees				
Bond Sale Exp-Financial Services				
Bond Sale Exp-Issuance Costs				
Bond Sale Exp-Trustee Fees				
Bond Sale Exp-Insurance Premium				
Bond Sale Exp-Underwriter Discount				
Net Bond Sale Expenses	0.00	0.00	0.00	0.00
Bond Proceeds for Refunding			531,660,029.12	
Payment to Escrow for Refunding			(583,900,000.00)	
Gain on Sale of Investment				
Net Change in Consumable Inventories				
Legislative Transfers In				
Legislative Transfers Out				
Lapsed Appropriation	(224.72)			
Total Interagency Transfers In	64,195,721.07	831,442.58	12,538,099.61	52,536,529.00
Total Interagency Transfers (Out)	(138,276,818.41)	(130,644,484.17)	0.00	
TOTAL OTHER FINANCING SOURCES (USES)	<u>(197,475,123.99)</u>	<u>(4,055,132.67)</u>	<u>325,010,036.01</u>	<u>21,700,860.01</u>
Net Change in Fund Balances/Net Assets	<u>56,791,579.13</u>	<u>(4,332,741.37)</u>	<u>(149,692.12)</u>	<u>21,700,860.01</u>
EXCESS OF REVENUE & OTHER FINANCING SOURCES OVER EXPENDITURES & OTHER FINANCING USES	56,791,579.13	(4,332,741.37)	(149,692.12)	21,700,860.01
FUND FINANCIAL STATEMENTS - September 1, 2013	\$ 44,827,442.52	\$ (29,801,091.08)	\$ 5,291,233.34	\$ 67,338.29
Restatements				
Fund Balances, September 1, 2013, as Restated	44,827,442.52	(29,801,091.08)	5,291,233.34	67,338.29
Residual Equity Transfers Out		0.00		
Reserved for Consumable Inventory				
Fund Consolidation Transfer In				
Fund Consolidation Transfer Out				
FUND BALANCES - August 31, 2014	<u>\$ 101,619,021.65</u>	<u>\$ (34,133,832.45)</u>	<u>\$ 5,141,541.22</u>	<u>\$ 21,768,198.30</u>
The accompanying notes to the financial statements are an integral part of this financial statement.				
Government-wide Statement-Net Assets				
Change in Net Assets				
Net Assets, Beginning				
Restatements				
Net Assets, September 1, 2013, as Restated	0.00	0.00	0.00	0.00
Net Assets-August 31, 2014	<u>0.00</u>	<u>0.00</u>	<u>0.00</u>	<u>0.00</u>

UNAUDITED

Governmental Funds Total	Capital Assets Adjustments	Long-Term Liabilities Adjustments	Other Adjustments	Statement of Activities
0.00				0.00
0.00				0.00
0.00				0.00
0.00				0.00
0.00				0.00
0.00				0.00
0.00	0.00	0.00	0.00	0.00
531,660,029.12		(531,660,029.12)	0.00	0.00
(583,900,000.00)		583,900,000.00	0.00	0.00
0.00				0.00
0.00				0.00
0.00				0.00
0.00				0.00
(224.72)				(224.72)
130,101,792.26				130,101,792.26
(268,921,302.58)				(268,921,302.58)
145,180,639.36	0.00	(284,000,374.40)	0.00	(138,819,735.04)
74,010,005.65	17,505.31	(39,530,638.86)	0.00	34,496,872.10
0.00				0.00
74,010,005.65	17,505.31	(39,530,638.86)	0.00	34,496,872.10
\$ 20,384,923.07	\$	\$ (2,694,351,521.18)	\$	\$ (2,673,966,598.11)
0.00				0.00
20,384,923.07	0.00	(2,694,351,521.18)	0.00	(2,673,966,598.11)
0.00				0.00
0.00				0.00
0.00				0.00
0.00				0.00
0.00				0.00
\$ 94,394,928.72	\$ 17,505.31	\$ (2,733,882,160.04)	\$ 0.00	\$ (2,639,469,726.01)
	17,505.31	39,530,638.86	0.00	39,548,144.17
		2,560,751,694.93		2,560,751,694.93
				0.00
0.00	0.00	2,560,751,694.93	0.00	2,560,751,694.93
0.00	17,505.31	2,600,282,333.79	0.00	2,600,299,839.10

UNAUDITED

Texas Public Finance Authority (347)
 Exhibit VI — Combined Statement of Net Assets — Fiduciary Funds
 August 31, 2014

	Private-Purpose Trust Funds (Exhibit I-1)	Totals
ASSETS		
Cash and Cash Equivalents (Note 3)	\$	\$
Cash on Hand		
Cash in Bank		
Cash in Transit/Reimburse from Treasury		
Cash in State Treasury	11,592,324.06	11,592,324.06
Cash Equivalents		
Securities Lending Collateral		
Short Term Investments (Note 3)		
U.S. Government and Agency Obligations		
Corporate Equity		
Corporate Obligations		
Repurchase Agreements		
Foreign Securities		
Other Short Term Investments		
Restricted:		
Cash and Cash Equivalents (Note 3)		
Cash on Hand		
Cash in Bank		
Cash in Transit/Reimburse from Treasury		
Cash in State Treasury		
Cash Equivalents		
Short Term Investments (Note 3)		
U.S. Government and Agency Obligations		
Corporate Equity		
Corporate Obligations		
Repurchase Agreements		
Foreign Securities		
Other Restricted Short Term Investments		
Receivables from:		
Federal		
Other Intergovernmental		
Interest and Dividends		
Accounts Receivable		
Taxes		
Other		
Interfund Receivables (Note 8)		
Due From Other Funds (Note 8)		
Due From Other Agencies (Note 8)		
Consumable Inventories		
Merchandise Inventories		
Prepaid Items		
Loans and Contracts		
Other Assets		
Properties, at Cost, net of Accumulated Depreciation		
Total Assets	11,592,324.06	11,592,324.06
LIABILITIES		
Payables from:		
Accounts	11,592,324.06	11,592,324.06
Federal		
Other Intergovernmental		
Payroll		
Contracts		
Other		
Interfund Payable (Note 8)		
Due To Other Funds (Note 8)		
Due To Other Agencies (Note 8)		
Deferred Revenues		
Notes and Loans Payable (Note 5)		
Revenue Bonds Payable (Note 5)		
General Obligation Bonds Payable (Note 5)		
Claims and Judgments (Note 5)		
Employees' Compensable Leave (Note 5)		
Capital Lease Obligations (Note 5, 6)		
Liabilities Payable from Restricted Assets		
Obligations/Reverse Purchase Agreement		
Obligations Under Securities Lending		
Fund Balance - Reserved for Public Finance Authority Programs		
Total Liabilities	11,592,324.06	11,592,324.06
NET ASSETS		
Held in Trust For		
Texas Public Finance Authority		
Other Post Employment Benefits		
Pool Participants		
Individuals, Organizations, and Other Governments		
Total Net Assets	\$ 0.00	\$ 0.00

The accompanying notes to the financial statements are an integral part of this statement.

UNAUDITED

Texas Public Finance Authority (347)
 Exhibit VII — Combined Statement of Changes in
 Fiduciary Net Assets
 For the Fiscal Year Ended August 31, 2014

	Private-Purpose Trust Funds (Exhibit I-2)	Totals
ADDITIONS		
Contributions:	\$	\$
Federal Contributions	43,477.82	43,477.82
State Contributions		
Transfers In of Contributions		
Other Contributions		
Total Contributions	<u>43,477.82</u>	<u>43,477.82</u>
Investment Income		
From Investing Activities:		
Net Appreciation (Depreciation) in Fair Value of Investments		
Interest and Investment Income		
Total Investing Income (Loss)	<u>0.00</u>	<u>0.00</u>
Less Investing Activities Expense		
Net Income from Investing Activities	<u>0.00</u>	<u>0.00</u>
From Securities Lending Activities:		
Securities Lending Income		
Less Securities Lending Expense:		
Borrower Rebates		
Management Fees		
Net Income from Securities Lending Activities	<u>0.00</u>	<u>0.00</u>
Total Net Investment Income (Loss)	<u>0.00</u>	<u>0.00</u>
Other Additions		
Federal Revenue		
Contributions to Employee Benefit Funds		
Settlement of Claims		
Other Revenue		
Transfers In		
Total Other Additions	<u>0.00</u>	<u>0.00</u>
Total Additions	<u>43,477.82</u>	<u>43,477.82</u>
DEDUCTIONS		
Employee Benefit Payments		
Transfers Out of Contributions		
Refunds of Contributions		
Salaries and Wages		
Payroll Related Costs		
Professional Fees and Services	43,477.82	43,477.82
Travel		
Printing and Reproduction		
Depreciation Expense		
Settlement of Claims		
Interest Expense		
Other Expense		
Transfers Out		
Intergovernmental Payments		
Total Deductions	<u>43,477.82</u>	<u>43,477.82</u>
INCREASE (DECREASE) IN NET ASSETS	<u>0.00</u>	<u>0.00</u>
NET ASSETS		
Net Assets, September 1, 2013		
Restatements		
Net Assets, September 1, 2013, as Restated	<u>0.00</u>	<u>0.00</u>
Net Assets, August 31, 2014	<u>\$ 0.00</u>	<u>\$ 0.00</u>

The accompanying notes to the financial statements are an integral part of this statement.

Notes to the Financial Statements

NOTE 1: Summary of Significant Accounting Policies

Entity

The Texas Public Finance Authority (the "Authority") is an agency of the State of Texas. Its financial records comply with state statutes and regulations, including compliance with the Comptroller of Public Accounts' *Reporting Requirements for Annual Financial Reports of State Agencies and Universities*.

The Authority serves the state by providing financing for: (1) the acquisition, construction, repair, renovation, or other improvement of buildings and real property for the use of state agencies and certain institutions of higher education; (2) equipment that is eligible to be financed; and, (3) such other financing as the Legislature may designate. The Authority was created by the Legislature in 1983 and operates pursuant to Government Code, Chapters 1232, 1401 and 1403 and Education Code §53.351. Policy direction is provided by the Authority's Board of Directors and is implemented by the Executive Director who is appointed by the Authority's Board. The Executive Director directs the Authority's operations.

The Authority includes within this report all accounting components as determined by an analysis of their relationship to the Authority as listed below, if any.

Due to the statewide requirements embedded in Governmental Accounting Standards Board Statement No. 34, Basic Financial Statements – and Management's Discussion and Analysis – for State and Local Governments, the Comptroller of Public Accounts does not require the accompanying annual financial report to comply with all the requirements in statement No. 34. The financial report will be considered for audit by the state auditor as part of the audit of the state's *Comprehensive Annual Financial Report*; therefore, an opinion has not been expressed on the financial statements and related information contained in this report.

Blended Component Units

No component units have been identified that should have been blended into an appropriate fund.

Fund Structure

The accompanying financial statements are presented on the basis of funds, each of which is considered a separate accounting entity.

Governmental Fund Types & Government-wide Adjustment Fund Types

General Fund

The General Fund is used to account for all financial resources of the State except those required to be accounted for in another fund.

Debt Service Funds

Debt Service Funds are used to account for the accumulation of resources for service of bond issues and liabilities and the payment of principal and interest on outstanding bonds and notes.

Capital Project Funds

Capital Project Funds are used to account for those financial resources used in the acquisition, repair, renovation, or construction of major capital facilities, and the costs of issuance associated with the sale of the bonds funding those projects. The Capital Project Funds also include financial resources set aside for payment to the federal government for arbitrage rebate.

Capital Asset Adjustment

Capital Asset Adjustment fund type will be used to convert governmental fund types' capital assets from modified accrual to full accrual.

Long-Term Liabilities Adjustment

Long-Term Liabilities Adjustment fund type will be used to convert governmental fund types' debt from modified accrual to full accrual.

Other Adjustments

Other Adjustments fund type will be used to convert all other governmental fund types' activity from modified accrual to full accrual.

Fiduciary Fund Types

Private-Purpose Trust Fund

Credit Enhancement Charter School Bonds (Fund 0834) holds the grant funds awarded to the Texas Credit Enhancement Program to provide credit enhancement grants to eligible charter schools by funding debt service reserve funds for bonds issued on behalf of those schools to finance education facilities.

Basis of Accounting

The basis of accounting determines when revenues and expenditures are recognized in the accounts reported in the financial statements. The accounting and financial reporting treatment applied to a fund is determined by its measurement focus.

Governmental fund types that build the fund financial statements are accounted for using the modified accrual basis of accounting. Under the modified accrual basis, revenues are recognized in the period in which they become both measurable and available to finance operations of the fiscal year or liquidate liabilities existing at fiscal year-end. The State of Texas considers receivables collected within sixty days after year-end to be available and recognizes them as revenues of the current year for Fund Financial Statements prepared on the modified accrual basis. Expenditures and other uses of financial resources are recognized when the related liability is incurred.

Governmental adjustment fund types that will build the government-wide financial statements are accounted for using the full accrual basis of accounting. This includes capital assets, accumulated depreciation, unpaid employee compensable leave, the un-matured debt service (principal and interest) on general long-term liabilities, long-term capital leases, long-term claims and judgments and full accrual revenues and expenditures. The activity is recognized in these fund types.

Proprietary funds, pension trust funds, external investment trust funds and private-purpose trust funds are accounted for on the accrual basis of accounting. Under the accrual basis of accounting, revenues are recognized when earned and expenses are recognized at the time liabilities are incurred. Proprietary funds distinguish operating from non-operating items. Operating revenues and expenses result from providing services or producing and delivering goods in connection with the proprietary fund's principal ongoing operations. Operating expenses for the enterprise and internal services funds include the cost of sales and services, administrative expenses, and depreciation on capital assets.

Budgets and Budgetary Accounting

The budget is prepared biennially and represents appropriations authorized by the Legislature in the General Appropriations Act and that were not vetoed by the Governor.

Unencumbered appropriations are generally subject to lapse sixty (60) days after the end of the fiscal year for which they were appropriated.

Assets, Liabilities and Fund Balances/Net Assets**ASSETS**Cash and Cash Equivalents

Short-term highly liquid investments with an original maturity of three months or less are considered cash equivalents.

Inventories

Consumable inventories include supplies and postage on hand at year-end. Inventories are valued at cost, generally utilizing the last-in, first-out method. Inventories for governmental funds types are accounted for using the purchase method of accounting. The consumption method of accounting is used to account for inventories that appear in proprietary fund types. The cost of these items is expensed when the items are consumed.

Other Receivables

Other receivables include year-end revenue accruals not included in any other receivable category. This account can appear in governmental and proprietary fund types.

LIABILITIESAccounts Payable

Accounts Payable represents the liability for the value of assets or services received at the balance sheet date for which payment is pending.

Other Payables

Other payables are the accrual at year-end of expenditure transactions. Payables may be included in either the governmental or proprietary fund types.

Employees' Compensable Leave Balances

Employees' Compensable Leave Balances represent the liability that becomes "due" upon the occurrence of relevant events such as resignations, retirements, and use of leave balances by covered employees. Liabilities are reported separately as either current or non-current in the statement of net assets.

Bonds Payable - General Obligation and Revenue Bonds

The un-matured principal of general obligation bonds is accounted for in the Long-Term Liabilities column. Payables are reported separately as either current or non-current in the statement of net assets.

Both General Obligation and Revenue Bonds payable are recorded at par. The bond proceeds are accounted for as an "Other Financing Source" in the governmental funds when received, and expenditures for payment of principal and interest are recorded in Debt Service funds when paid. These amounts are adjusted in the Long-term Liabilities Adjustment column.

General Obligation or Revenue Deep Discount Bonds

These bonds (zero coupon, capital appreciation, or compound interest bonds) do not pay interest until maturity. The bonds are priced so that the face value at maturity will yield both principal and interest at the effective interest rate.

These bonds are reported in the Long-Term Liabilities Adjustment column at par, less unamortized discount. The annual accretion, or increase in the amount of the liability, arising from accrued and unpaid interest on the bonds, has been reported as bonds payable.

Notes Payable

Commercial Paper - General Obligation
Commercial Paper - Revenue

The un-matured principal of notes payable is accounted for in current liabilities.

Notes Payable are recorded at par. The note proceeds are accounted for as an "Other Financing Source" in the governmental funds when received. Expenditures for payment of principal and interest are recorded in Debt Service Funds when paid.

FUND BALANCE/NET ASSETS

The difference between fund assets and liabilities is 'Net Assets' on the government-wide proprietary and fiduciary fund statements. The 'Fund Balance' is the difference between fund assets and liabilities on the governmental fund statements.

Reservations of Fund Balance

Fund balances for governmental funds are classified as either "reserved" or "unreserved" in the fund financial statements. Reservations are legally restricted to a specific future use or are not available for expenditure.

Reserved for Encumbrances

This account represents commitments of the value of contracts awarded or assets ordered prior to year-end but not received as of that date. Encumbrances are not included with expenditures or liabilities; they represent current resources designated for specific expenditures in subsequent operating periods.

Reserved for Consumable Inventories

This account represents the amount of supplies, postage, and prepaid consumables to be used in the next fiscal year.

Unreserved/Undesignated

This account represents the unappropriated balance at year-end.

Invested in Capital Assets, Net of Related Debt

Invested in Capital Assets, Net of Related Debt consists of capital assets, and net accumulated depreciation reduced by outstanding balances for bonds, notes, and other debt obligations that are attributed to the acquisition, construction, or improvement of those assets.

Restricted Net Assets

Restricted Net Assets result when constraints are placed on the net asset use either externally by creditors, grantors, contributors, and the like, or internally by law through applicable constitutional provisions or enabling legislation.

Unrestricted Net Assets

Unrestricted Net Assets consist of net assets that do not meet the definition of the two preceding categories. Unrestricted Net Assets often have constraints on resources that are imposed by management, but can be removed or modified.

Available for Future Years

This account represents the funds that can be used for future operations. The Authority has Unexpended Balance ("U.B.") authority for certain appropriations.

Other - Funds Held for Rebate

This account represents amounts estimated, as of August 31, 2014, as due to the United States government for arbitrage rebate payments. The actual rebate payments are required to be paid every five (5) years from the date of issuance or upon maturity of a bond issue. The actual amount due to be remitted to the federal government is recalculated annually. Actual payment of the rebate funds began in 1992.

Other – Capital Projects

This account represents amounts reserved for completion of Capital Projects authorized in the respective bond issue.

Consolidated Funds

This designation represents the State Lease Account Number 0507 that was consolidated into the State's General Revenue Fund pursuant to Senate Bill 3, 72nd Leg., R.S., as of August 31, 1993.

Unreserved - Designated for Debt Service

This account represents the balance at year-end of Debt Service Funds (Funds other than the General Revenue Fund - Fund 0001).

INTERFUND TRANSACTIONS AND BALANCES


The agency has the following types of transactions among funds:

- (1) Transfers: Legally required transfers are reported when incurred as 'Transfers In' by the recipient fund and as 'Transfers Out' by the disbursing fund.
- (2) Reimbursements: Reimbursements are repayments from funds responsible for expenditures or expenses to funds that made the actual payment. Reimbursements of expenditures made by one fund for another are recorded as expenditures in the reimbursing fund and as a reduction of expenditures in the reimbursed fund. Reimbursements are not displayed in the financial statements.
- (3) Interfund receivables and payables: Interfund loans are reported as interfund receivables and payables. If repayment is due during the current year or soon thereafter, it is classified as "Current." If repayment is due in two (or more) years, it is classified as "Non-Current." The composition of the agency's interfund receivables and payables at August 31, 2014, is presented in Note 7.
- (4) Interfund Sales and Purchases: Charges or collections for services rendered by one fund to another are recorded as revenues of the recipient fund and expenditures or expenses of the disbursing fund.

Governmental Activities

2014

	Balance (prior year)	Adjustments	Completed CIP	Inc-Int'gy Trans	Dec-Int'gy Trans	Additions	Deletions	Ending Balance	Balance (Current Year)	Difference
Agency: 347 Texas Public Finance Authority										
Non-depreciable/Non-amortizable Assets										
BC Land and Land Improvements	0.00	0.00	0.00	0.00	0.00	0.00	0.00	0.00	0.00	0.00
BC Infrastructure	0.00	0.00	0.00	0.00	0.00	0.00	0.00	0.00	0.00	0.00
BC Construction in Progress	0.00	0.00	0.00	0.00	0.00	0.00	0.00	0.00	0.00	0.00
BC Other Tangible Capital Assets	0.00	0.00	0.00	0.00	0.00	0.00	0.00	0.00	0.00	0.00
BC Land use Rights	0.00	0.00	0.00	0.00	0.00	0.00	0.00	0.00	0.00	0.00
BC Other Intangible Capital Assets	0.00	0.00	0.00	0.00	0.00	0.00	0.00	0.00	0.00	0.00
Total Non-depreciable/Non-	0.00	0.00	0.00	0.00	0.00	0.00	0.00	0.00	0.00	0.00
Depreciable Assets										
BC Building and Building Improvements	0.00	0.00	0.00	0.00	0.00	0.00	0.00	0.00	0.00	0.00
BC Infrastructure	0.00	0.00	0.00	0.00	0.00	0.00	0.00	0.00	0.00	0.00
BC Facilities and Other Improvements	0.00	0.00	0.00	0.00	0.00	0.00	0.00	0.00	0.00	0.00
BC Furniture and Equipment	0.00	0.00	0.00	0.00	0.00	21,261.24	0.00	21,261.24	21,261.24	0.00
BC Vehicles, Boats, and Aircraft	0.00	0.00	0.00	0.00	0.00	0.00	0.00	0.00	0.00	0.00
BC Other Capital Assets	0.00	0.00	0.00	0.00	0.00	0.00	0.00	0.00	0.00	0.00
Total Depreciable Assets	0.00	0.00	0.00	0.00	0.00	21,261.24	0.00	21,261.24	21,261.24	0.00
Accumulated Depreciation										
BC A/D Buildings and Improvements	0.00	0.00	0.00	0.00	0.00	0.00	0.00	0.00	0.00	0.00
BC A/D Infrastructure	0.00	0.00	0.00	0.00	0.00	0.00	0.00	0.00	0.00	0.00
BC A/D Facilities and Other	0.00	0.00	0.00	0.00	0.00	0.00	0.00	0.00	0.00	0.00
BC A/D Furniture and Equipment	0.00	0.00	0.00	0.00	0.00	0.00	-3,755.93	-3,755.93	-3,755.93	0.00
BC A/D Vehicles, Boats, and Aircraft	0.00	0.00	0.00	0.00	0.00	0.00	0.00	0.00	0.00	0.00
BC A/D Other Capital Assets	0.00	0.00	0.00	0.00	0.00	0.00	0.00	0.00	0.00	0.00
Total Accumulated Depreciation	0.00	0.00	0.00	0.00	0.00	0.00	-3,755.93	-3,755.93	-3,755.93	0.00
Amortizable Assets-Intangible										
BC Land use Rights	0.00	0.00	0.00	0.00	0.00	0.00	0.00	0.00	0.00	0.00
BC Computer Software	0.00	0.00	0.00	0.00	0.00	0.00	0.00	0.00	0.00	0.00
BC Other Capital Intangible Assets	0.00	0.00	0.00	0.00	0.00	0.00	0.00	0.00	0.00	0.00
Total Amortizable Assets-Intangible	0.00	0.00	0.00	0.00	0.00	0.00	0.00	0.00	0.00	0.00
Accumulated Amortization										
BC A/A Land use Rights	0.00	0.00	0.00	0.00	0.00	0.00	0.00	0.00	0.00	0.00
BC A/A Computer Software	0.00	0.00	0.00	0.00	0.00	0.00	0.00	0.00	0.00	0.00
BC A/A Other Intangible Capital Assets	0.00	0.00	0.00	0.00	0.00	0.00	0.00	0.00	0.00	0.00
Total Accumulated Amortization	0.00	0.00	0.00	0.00	0.00	0.00	0.00	0.00	0.00	0.00
Total Governmental Activities	0.00	0.00	0.00	0.00	0.00	21,261.24	-3,755.93	17,505.31	17,505.31	0.00



GASB 34/35 Fund Type Changes

The Authority holds legal title to property financed through various revenue debt instruments. Prior to the implementation of GASB 34/35, the Authority reported debt financed property on behalf of and as provided by the Texas Facilities Commission, State Preservation Board, the Texas Department of Criminal Justice and various agencies participating in the Master Lease Purchase Program. With the implementation of GASB 34/35 and as instructed by the Comptroller of Public Accounts, the Authority's client agencies are responsible for reporting their own financed assets in the State Property Accounting system and their Annual Financial Report. The adjustments and ending balance in the capital assets table reflect this change in reporting requirements.

NOTE 3: Deposits, Investments, & Repurchase Agreements

The Texas Public Finance Authority does not make investments but by statute is required to deposit funds into the State Treasury for investment by the Comptroller of Public Accounts.

The investment of funds held in the State Treasury is performed by the Comptroller of Public Accounts, with the concurrence of the Authority, if necessary to comply with bond covenants.

DEPOSITS OF CASH IN BANK

The cash balance related to the travel advance account in Fund 0001 as of August 31, 2014, was \$1,000.00.

INVESTMENTS

There were no investment balances related to economically defeased bonds on August 31, 2014.

NOTE 4: Short-Term Debt

Governmental Activities	Beginning Balance	Additions	Deletions	Ending Balance
N/A				

The Authority's Revenue Commercial Paper Notes and General Obligation Commercial Paper Notes have a maximum maturity of 270 days and may be paid off or reissued upon maturity.

It is the Authority's intent to reissue the notes upon maturity and retire a certain amount each year. Therefore the notes are reported in the Long-Term Liabilities Note, even though by definition commercial paper is a short-term debt instrument.

NOTE 5: Long-Term Liabilities

Changes In Long-Term Liabilities

During the year ended August 31, 2014, the following changes occurred in liabilities.

	Balance			Balance		
	8/31/2013	Additions	Reductions	8/31/2014	Amounts Due Within One Year	Amounts Due Thereafter
Governmental Activities						
Revenue CP Payable Ser 2003 *	64,967,000.00	2,210,000.00	5,065,000.00	62,112,000.00	\$11,030,220	51,081,780.26
GOCP Payable Ser 2002A *	8,000,000.00	-	8,000,000.00	-	-	-
GOCP Payable Ser 2002B *	23,000,000.00	-	23,000,000.00	-	-	-
GOCP Payable Ser 2008 *	170,000,000.00	122,650,000.00	270,150,000.00	22,500,000.00	-	22,500,000.00
GOCP Payable Ser CPRIT A&B *	75,380,000.00	162,500,000.00	237,880,000.00	-	-	-
General Obligation Bonds Payable	1,814,543,539.92	536,950,387.84	226,670,000.00	2,124,823,927.76	199,175,000.00	1,925,648,927.76
Revenue Bonds Payable	159,605,833.49	894,166.51	47,470,000.00	113,030,000.00	28,705,000.00	84,325,000.00
Unamortized (Discount)/Premium:	115,391,005.05	42,695,820.05	10,135,533.60	147,951,291.50	10,700,444.11	137,250,847.39
Claims and Judgments	-	-	-	-	-	-
Capital Lease Obligations	-	-	-	-	-	-
Employees' Compensable Leave	130,598.57	92,541.23	91,743.17	131,396.63	77,337.42	54,059.21
Total Governmental Activities	2,431,017,977.03	867,992,915.63	828,462,276.77	2,470,548,615.89	249,688,001.27	2,220,860,614.62

*** Notes and Loans Payable**

Notes Payable consists of amounts used to finance client agency equipment, construction, and repair projects. The debt service requirements for Notes Payable in Governmental and Business-Type activities are as follow:

	Notes Payable Debt Service Requirements					
	General Obligation Commercial Paper		Revenue Commercial Paper ²		Total Commercial Paper	
	Principal	Interest	Principal ¹	Interest	Principal ¹	Interest
FY 2015	\$0	\$1,012,500	\$11,030,220	\$2,940,123	11,030,219.74	3,952,622.78
FY 2016	\$1,125,000	\$1,076,301	\$9,950,597	\$2,430,791	11,075,597.21	3,507,091.87
FY 2017	\$1,125,000	\$1,017,123	\$8,465,425	\$1,952,048	9,590,424.57	2,969,171.15
FY 2018	\$1,125,000	\$1,153,048	\$8,031,391	\$1,531,802	9,156,391.29	2,684,850.37
FY 2019	\$1,125,000	\$1,085,548	\$8,081,006	\$1,131,953	9,206,006.10	2,217,500.82
FY 2020 - 2024	\$5,625,000	\$4,420,048	\$16,544,750	\$1,486,603	22,169,749.95	5,906,651.45
FY 2025 - 2029	\$5,625,000	\$2,729,034	\$8,611	\$268	5,633,611.14	2,729,302.11
FY 2030 - 2034	\$5,625,000	\$1,040,795	\$0	\$0	5,625,000.00	1,040,794.54
FY 2035 - 2039	\$1,125,000	\$5,548	\$0	\$0	1,125,000.00	5,547.95
Total Requirements	22,500,000.00	13,539,945.28	62,112,000.00	11,473,587.76	84,612,000.00	25,013,533.04

¹ Reflects the principal that would be due if the notes were amortized over the term of the lease agreements. Actual maturity is limited to 270 days from the date of issuance.

² The Revenue Commercial Paper project fund maintained a balance of proceeds of \$807,904.71 as of August 31, 2014.

Master Lease Purchase Program (MLPP) Revenue Commercial Paper Notes

Under the MLPP, participating agencies enter into lease agreements with the Authority, which purchases equipment or funds a project on behalf of the participating agency using the proceeds from the issuance of tax-exempt revenue commercial paper notes. Under the terms of the lease agreements, title to the equipment is retained by the Authority until the expiration of the lease. The title is then transferred to the participating agency.

The MLPP Revenue Commercial Paper Notes had an interest rate of 0.10% on August 31, 2014, and the notes are due during fiscal year 2015. The interest payable at maturity on the notes outstanding on August 31, 2014, was \$16,081.05. It is the intent of the Authority to reissue the commercial paper, representing the unpaid principal balance due on the leases, until either the expiration of the lease term, at which time the remaining principal will be paid, or the lease is refinanced by the Authority.

The MLPP Commercial Paper Notes and interest will be repaid from pledged revenues, which consist of legislatively appropriated lease payments made pursuant to lease agreements between the Authority and participating agencies, all of which are agencies and universities of the State of Texas.

Because the Authority purchases the equipment and leases it to other state entities, the financial treatment for the state as a whole will not reflect the program as either a capital lease or as an operating lease. Therefore, the MLPP Commercial Paper Notes will NOT be reported as part of the Capital Lease Note or Operating Lease Note. Lease payments received from participating agencies are recorded as Lease Revenue in Other Revenue on Exhibit II. The Authority paid \$5,128,260.60 in principal and interest on the MLPP Commercial Paper Notes in fiscal year 2014.

General Obligation (GO) Commercial Paper Notes

Series 2002A General Obligation Commercial Paper Notes – Established to fund \$850 million as authorized by House Bill 3064/ House Joint Resolution 97, 77th Leg., R.S.(2001) (Texas Constitution, Article III, Sec 50-f). The constitutional amendment approved by voters on November 7, 2001, (“Section 50-f”) authorized the issuance of \$850 million in GO bonds to finance equipment acquisition, repair, renovation, and maintenance projects for 13 state agencies. These agencies include the Texas Facilities Commission (formerly the Texas Building and Procurement Commission), the Texas Historical Commission, the Texas State Preservation Board, the Texas Department of Health (now the Department of State Health Services), the Texas Department of Mental Health and Mental Retardation (now part of both the Department of State Health Services and the Department of Aging and Disability Services), the Texas School for the Blind and Visually Impaired, the Texas School for the Deaf, the Texas Military Department (formerly the Adjutant General’s Department), the Texas Department of Criminal Justice, Texas Juvenile Justice Department (formerly the Texas Youth Commission), the Texas Department of Agriculture, the Texas Parks and Wildlife Commission, and the Texas Department of Public Safety, for which funding was also provided for video and audio equipment grants to local law enforcement agencies to comply with Senate Bill 1074, Acts, 77th Leg., R.S. (2001).

No Series 2002A commercial paper notes were outstanding as of August 31, 2014. The Authority paid \$3,843.02 in interest on the 2002A GO Commercial Paper Notes and contributed \$501,120.82 towards the defeasance of the outstanding commercial paper in fiscal year 2014.

During fiscal year 2014, the proceeds from the issuance of the 2002A GO Commercial Paper Notes were used to finance construction and renovation projects for various state agencies.

Series 2002B General Obligation Commercial Paper Notes – Established to fund \$175 million as authorized by Senate Bill 1296/Senate Joint Resolution 37, 77th Leg., R.S. (2001), in GO bonds for colonias roadway projects. The constitutional amendment was approved by voters on November 7,

2001. The Texas Department of Transportation and the Governor's Office determine the projects, amounts and timing of the debt issuance.

No Series 2002B commercial paper notes were outstanding on August 31, 2014. The Authority paid \$8,688.49 in interest on the 2002B Commercial Paper Notes and contributed \$1,207,089.04 towards the defeasance of the outstanding commercial paper in fiscal year 2014.

Series 2008 General Obligation Commercial Paper Notes – Established to fund \$1 billion, as authorized by Senate Bill 2033/Senate Joint Resolution 65, 80th Leg., R.S. (2007) (Texas Constitution, Article III, Sec. 50-g), approved by voters on November 6, 2007 (“Section 50-g”). As set out in Section 50-g and its enabling statute (Government Code, Sec. 1232.1116), the Authority is to issue debt to finance projects for various agencies for projects authorized by the Legislature in an appropriations act or other legislation.

\$22,500,000 of Series 2008 commercial paper notes were outstanding as of August 31, 2014. The Authority paid \$145,292.64 in interest on the 2008 Commercial Paper Notes and contributed \$4,756,594.42 towards the defeasance of the outstanding commercial paper in fiscal year 2014.

During fiscal year 2014, the proceeds from the issuance of the 2008 GO Commercial Paper Notes were used to finance construction and renovation projects for various state agencies.

CPRIT Series A&B General Obligation Commercial Paper Notes – Established to fund \$3 billion in GO debt authorized by the 80th Legislature to finance cancer research grants (Texas Constitution, Article III, Section 67). The constitutional amendment was approved by voters on November 6, 2007. The Cancer Prevention and Research Institute of Texas determine the projects to be financed, and the amounts and timing of the debt issuance.

No CPRIT Series A commercial paper notes were outstanding as of August 31, 2014. The Authority paid \$145,959.38 in interest on the Series A commercial paper notes and contributed \$5,813,966.83 towards the defeasance of the outstanding commercial paper in fiscal year 2014. No CPRIT Series B commercial paper notes were issued during the fiscal year.

All of the GO Commercial Paper Notes, principal and interest, will be repaid from legislative appropriations made directly to the Authority.

GO Commercial Paper Notes have a maximum maturity of 270 days and may be paid or reissued as they mature. It is the Authority's practice to reissue the notes upon maturity and retire a certain amount each year.

Claims & Judgments

None

Employees' Compensable Leave

A state employee is entitled to be paid for all unused vacation time accrued in the event of the employee's resignation, dismissal, or separation from state employment, provided the employee has had continuous employment with the state for six months. Expenditures for accumulated annual and other compensable leave balances are recognized in the period paid or taken in governmental fund types. For these fund types, the liability for unpaid benefits is recorded in the Statement of Net Assets. An expense and a liability for proprietary fund types are recorded in the proprietary funds as the benefits accrue to employees. No liability is recorded for non-vested accumulating benefits. This obligation is usually paid from the same fund source(s) from which the employee's salary or wage compensation was paid.

NOTE 6: Bonded Indebtedness

Bonds Payable

Detailed supplemental bond information is disclosed in Schedule 2-A Miscellaneous Bond Information, Schedule 2-B Changes in Bonded Indebtedness, Schedule 2-C Debt Service Requirements, Schedule 2-D Analysis of Funds Available for Debt Service, Schedule 2-E Defeased Bonds Outstanding, and Schedule 2-F Early Extinguishment and Refunding.

General information related to bonds is summarized below:

REVENUE AND REVENUE REFUNDING BONDS

The Authority refinanced bonds issued on behalf of the Texas Workforce Commission in fiscal year 2014. Refer to the appropriate section below.

REVENUE BONDS AND REVENUE COMMERCIAL PAPER AUTHORIZED BUT UNISSUED

Government Code, Sec. 1232.104 (**Alternative Fuels Projects**): All \$50 million authorized remains unissued.

Government Code, Sec. 1232.110 (**State Board of Insurance Building in Travis County, State Aircraft Pooling Board relocation and development of Robert Mueller Airport acreage**): The original authorization for the State Board of Insurance specified an estimated project cost of \$59,937,000. The 75th Legislature reallocated the balance remaining under the maximum limit of 150% of the estimated project cost to fund the relocation of the State Aircraft Pooling Board and develop the Robert Mueller site. As of August 31, 2014, the amount of the remaining and redirected authorization was \$11,818,767.

Government Code, Sec. 1232.110 (**Purchase and Renovation of Buildings in Tarrant County and Harris County**): The authorization to issue \$10 million for estimated project costs for acquisition(s) in Tarrant County remains unissued, and \$4,093,718 of the issuance authorized for acquisition in Harris County remains unissued. If the Texas Facilities Commission (formerly Texas Building & Procurement Commission) requests financing under this remaining authorization, the principal amount of future issuances necessary to meet estimated costs of the project and costs of issuance may be as much as 150% of the remaining authorization for qualified projects.

For FY 2000 - 2001, House Bill 1, 76th Leg., R.S. (1999) authorized issuance of revenue bonds or other revenue debt obligations in the amount of \$9.8 million for **Texas Integrated Eligibility Redesign System ("TIERS")**. On October 17, 2000, the Authority's Board of Directors approved the issuance of \$9.8 million in commercial paper notes through the Master Lease Purchase Program pursuant to a request for financing. The Authority has issued \$9.8 million of this authority as of August 31, 2013. For FY 2002-2003, Senate Bill 1, 77th Leg., R.S. (2001), authorized the issuance of revenue bonds or other revenue obligations to finance the TIERS at an estimated cost of \$34.9 million. On October 16, 2001, the Authority's Board of Directors approved the issuance of commercial paper notes through the Master Lease Purchase Program to finance the \$34.9 million. The Authority has issued \$34.9 million of this authority as of August 31, 2014. For FY 2004-2005, House Bill 1, 78th Leg., R.S. (2003), authorized the issuance of revenue bonds or other revenue obligations to finance a third phase of TIERS at an estimated cost of \$17,014,926. On October 21, 2003, the Authority's Board of Directors approved the issuance of commercial paper notes through the Master Lease Purchase Program to finance the requested \$17,014,926. The Authority issued \$17,014,926 of this authority as of August 31, 2014. The TIERS program was transferred to the Health and Human Services Commission, pursuant to House Bill 2292, Acts, 78th Leg., R.S. (2003).

Government Code, Sec. 1232.103 (**Master Lease Purchase Program**): The Board has established the maximum amount of notes under the program to be \$150 million under this authority. The Board may

increase this authorized amount up to \$300 million.

Senate Bill 1839, 77th Leg., R.S. (2001) (**Nursing Home Liability Insurance**) authorized the issuance of up to \$75 million in revenue bonds to fund a stabilization reserve fund to provide liability insurance of last resort from the Joint Underwriting Association for nursing homes. As of August 31, 2014, no bonds have been issued under this authorization.

Senate Bill 14, 78th Leg., R.S. (2003) (**FAIR Plan**) authorized the issuance of up to \$75 million in revenue bonds for the FAIR Plan Association to provide residential property insurance. As of August 31, 2014, no bonds have been issued under this authorization.

Senate Bill 280, 78th Leg., R.S. (2003) (**Texas Workforce Commission**) codified in Labor Code, ch. 203, authorized the issuance of up to \$2 billion per bond issue in revenue bonds to finance deficits in the unemployment compensation fund. In 2003, \$1,376,720,000 in bonds were issued and were repaid in calendar year 2007. On November 18, 2010, the Authority sold Unemployment Compensation Obligation Assessment Revenue Bonds Series 2010A in a par amount of \$1,110,415,000. Subsequently, on December 7, 2010, TPFA issued additional Unemployment Compensation Obligation Assessment Bond Revenue Bonds, in Series 2010B and Series 2010C, in par amounts of \$549,465,000 and \$300,000,000, respectively. The bonds were sold in two separate pricings to ensure that the issuance did not exceed the statutory limitation of \$2 billion for a single bond issue. The bonds were sized to work within the statutory limit of the ten year maximum maturity and to allow for early retirement of debt. On April 24, 2014, the Authority issued the Unemployment Compensation Obligation Assessment Revenue Refunding Bonds, Series 2014A&B which refinanced the then outstanding Series 2010A&B bonds to achieve a present value savings of approximately \$24 million. All obligations were sold as fixed rate, tax exempt bonds. The Texas Workforce Commission will report these bonds.

House Bill 4409, 81st Leg., R.S. (2009) (**Texas Windstorm Insurance Association**) authorized the Authority to issue revenue obligations for the Texas Windstorm Insurance Association ("Association" or "TWIA") pursuant to Subchapters B-1 and M, Chapter 2210, of the Texas Insurance Code with an annual limit of up to \$1 billion in "Class 1" public securities, \$1 billion in "Class 2" securities and \$500 million in "Class 3" securities, on or after the date of any an occurrence or series of occurrences that results in insured losses. Proceeds may be used to pay incurred claims and operating expenses of the Association, purchase reinsurance for the Association, provide a reserve fund, and pay capitalized interest and principal on the public securities for the period determined necessary by the Association.

Debt service on Class 1 securities is to be paid by Association premiums and other revenue. For Class 2 securities, thirty percent of the cost would be paid through assessments on Association members based on participation, and seventy percent of the cost would be paid by a premium surcharge on property and casualty policies in the catastrophe area, excluding federal flood, medical malpractice, workers' compensation and accident and health. Class 3 securities would be paid by an assessment on Association members.

House Bill 3, enacted by the 82nd Legislature, 1st C.S. (2011) modified provisions of the Insurance Code related to catastrophe financing for TWIA. The legislation allows the Authority to issue up to \$1 billion in Class 1 public securities at the request of TWIA with the approval of the Commissioner of Insurance prior to a catastrophic event such as a hurricane, as well as following such an event.

Pursuant to a request from TWIA, the Authority issued the Texas Public Finance Authority Class 1 Revenue Notes (Texas Windstorm Insurance Association Program), Taxable Series 2012 (the Notes) in the aggregate principal amount of \$500,000,000 on August 1, 2012. The Notes were issued to provide short-term liquidity to TWIA should there be a catastrophic event in 2012. The Notes were paid in full during Fiscal Year 2013.

As of August 31, 2014, no debt was outstanding pursuant to TWIA legislation. Immediately following the close of fiscal year 2014, the Authority closed on the Texas Public Finance Authority/Texas Wind

Insurance Association Premium Revenue Taxable Bonds, Series 2014, which are included under Subsequent Events.

**Texas Public Finance Authority
Revenue Bonds
Authorized and Unissued**

The following chart summarizes the authorized but unissued bond authority as of 8/31/14:

Revenue Authorization ¹	Estimated Project Costs Authorized And Not Financed	150% Allowance	Total Authorized / Unissued
Self-Supporting			
Insurance Code, Chapter 2203			
Nursing Home Liability Insurance	\$75,000,000	N/A	\$75,000,000
Labor Code, Chapter 203			
Texas Workforce Commission ²	N/A	N/A	N/A
Insurance Codes, Chapter 2211			
FAIR Plan	\$75,000,000	N/A	\$75,000,000
House Bill 4409, 81st Leg. R.S. (2009)			
Texas Windstorm Insurance Association ⁴	N/A	N/A	N/A
Non Self-Supporting			
Government Code, Sec 1232.104			
Alternative Fuels	N/A	N/A	\$50,000,000
Government Code, Sec. 1232.110			
State Board of Insurance Bldg (Hobby) Aircraft Pooling Board Relocation Mueller Office Complex	\$11,818,767	\$41,787,267	\$41,787,267
Purchase/Renovation of Office Buildings			
In Tarrant County	\$10,000,000	\$15,000,000	\$15,000,000
In Harris County	\$4,093,718	\$14,093,718	\$14,093,718
Government Code, Sec 1232.103			
Master Lease Commercial Paper ³	N/A	N/A	N/A
Senate Bill 1, 81st Leg. RS, p. II-93, Rider 33			
Department of Human Services (TIERS)	\$0	\$0	\$0

¹ All issues of revenue bonds by TPFA under Chapter 1232 are subject to the 150% maximum limit, unless the legislature specifically overrides it by expressly capping the maximum par amount.

² Authorization is \$2 billion per issue. As of this report, \$926,435,000 is outstanding

³ The size of the Master Lease Purchase Program is established by Board Resolution. It is currently \$150 million, and \$62,112,000 is outstanding. No maximum provided.

⁴ Annual limit of \$1 billion in "Class 1," \$1 billion of "Class 2," and \$500 million of "Class 3" public securities. As of this report, no debt is outstanding.

GENERAL OBLIGATION AND GENERAL OBLIGATION REFUNDING BONDS

General information related to bonds is summarized below:

The following General Obligation Bonds or General Obligation Refunding Bonds were issued in fiscal year 2014.

Series 2013 General Obligation Refunding Bonds ("Series 2013 Bonds") were issued on December 4, 2013 in the amount of \$40,370,000. The Series 2013 Bonds were issued (i) to refund a portion of certain outstanding general obligation bonds of the State issued by the Authority to achieve present value savings, and (ii) to pay costs associated with the issuance of the Series 2013 Bonds.

Series 2014A General Obligation Refunding Bonds ("Series 2014A Bonds") were issued on June 24, 2014 in the amount of \$258,925,000. The Series 2014A Bonds were issued (i) to refund certain outstanding general obligation commercial paper notes of the State issued by the Authority in order to provide long term fixed rate financing for the authorized projects, and (ii) to pay the cost of issuing the Series 2014A Bonds.

Taxable Series 2014B General Obligation Refunding Bonds ("Series 2014B Bonds") were issued on June 25, 2014 in the amount of \$233,280,000. The Series 2014B Bonds were issued (i) to refund certain outstanding general obligation commercial paper notes of the State issued by the Authority for the Cancer Prevention and Research Institute of Texas, in order to provide long term fixed rate financing for the authorized projects, and (ii) to pay the cost of issuing the Series 2014B Bonds.

**General Obligation Bonds
Authorized and Unissued**

Authorization	Authorization Amount	Issued	Unissued
Self-Supporting			
1967 Art III, Sec. 49-e (P&W Code, Chapter 21)	\$75,000,000	\$75,000,000	\$0
2003 Art III, Sec. 49-n (TMPC-Loans to defense communities)	\$250,000,000	\$49,595,000	\$200,405,000
Total Self-Supporting	\$325,000,000	\$124,595,000	\$200,405,000
Non Self-Supporting			
1987 Art III, Sec. 49-g (Super Conducting Super Collider)	\$250,000,000	\$250,000,000	\$0 ¹
Art III, Sec. 49-h Acquisition, construction and repair of State facilities (TDCJ, MHMR, TYC)			
1987 Art III, Sec. 49-h(a)	\$500,000,000	\$499,752,500	\$247,500
1989 Art III, Sec. 49-h(c)(1)	\$400,000,000	\$399,497,500	\$502,500
1991 Art III, Sec. 49-h(d)(1)	\$1,100,000,000	\$1,100,000,000	\$0
1993 Art III, Sec. 49-h(e)(1)	\$1,000,000,000	\$999,325,000	\$675,000
Total Art III, Sec. 49-h	\$3,000,000,000	\$2,998,575,000	\$1,425,000
2001 Art III, Sec. 50-f (Construction & Repair Projects, & Equipment Acquisition)	\$850,000,000	\$849,429,995	\$570,005 ²
2001 Art III, Sec. 49-l (Colonias Roadway Projects)	\$175,000,000	\$172,000,000	\$3,000,000
2007 Art III, Sec. 50-g	\$1,000,000,000	\$786,447,674	\$213,552,326 ³
2007 Art III, Sec. 67 (Cancer Research)	\$3,000,000,000	\$549,000,000	\$2,451,000,000
Total Non Self-Supporting	\$8,275,000,000	\$5,605,452,669	\$2,669,547,331

¹ Original authorization of \$500,000,000 was reduced to \$250,000,000 by public vote on November 7, 1995. All \$250,000,000 of bonds that had been issued are defeased.

² Constitution authorizes \$850,000,000 and requires Legislative appropriation for specific projects. The Legislature appropriated funds from FY 2002-2011.

³ Constitution authorizes \$1,000,000,000 and requires Legislative appropriation for specific projects. The Legislature appropriated \$717,303,391 in FY 2008-2009, \$226,198,904 in FY 2010-2011, \$182,350,000 in FY 2012-2013, and \$146,247,705 in FY 2014-2015.

Pledged Future Revenues

The following table provides the pledged future revenue information for the Texas Public Finance Authority.

	Government Activities	
	GO Bonds	Revenue Bonds
Pledged Revenue Required for Future Principal and Interest on Existing Revenue Bonds (1)	\$2,842,454,653.19	\$126,665,114.82
Term of Commitment Year Ending 08/31 (2)	2033	2026
Percentage of Revenue Pledged (3)	100.00%	100.00%
Current Year Pledged Revenue (3)	261,322,910.53	54,488,100.37
Current Year Principal and Interest Paid (3)	260,585,289.59	53,752,017.76
Pledged Revenue Sources:		
Governmental activities - State appropriations		
(1) Schedule 2C		
(2) Year of final bond maturity		
(3) Schedule 2D		
Business type activities - N/A		
Component Units - N/A		

Build America Bonds

Series 2009A/B General Obligation and Refunding Bonds were issued on August 11, 2009, in the amount of \$452,700,000. The 2009A Refunding Bonds were issued for the purpose of refunding a portion of the Authority's outstanding general obligation commercial paper notes, Series 2002A, Series 2002B and Series 2008, and to pay the costs of issuance of the bonds. The 2009B Bonds were issued as taxable obligations to finance projects for the Texas Department of Public Safety, the Texas Department of State Health Services, the Texas Department of Aging and Disability Services and the Texas Historical Commission, and to pay the costs of issuance of the bonds. The Series 2009B Bonds were issued as Build America Bonds, described below.

The American Recovery and Reinvestment Act of 2009 (the "Recovery Act") authorizes the Authority to issue taxable bonds known as "Build America Bonds" to finance capital expenditures for which the Authority could issue tax-exempt bonds and elect to receive a payment from the United States Treasury equal to 35% of the amount of each interest payable on such taxable bonds (the "Federal Payments"). The Authority has designated the 2009B taxable bonds as "Build America Bonds" (BABs) under Section 54AA of the Internal Revenue Code of 1986, as amended (the "Code") and elected under Section 54AA(g) of the Code to receive Federal Payments. The Federal Payments for the taxable bonds will be paid to the Authority, and no holders of the taxable bonds will be entitled to a tax credit.

The Authority's receipt of such Federal Payments is subject to certain requirements, including the filing of a form with the Internal Revenue Service prior to each interest payment date for the taxable bonds. Such Federal Payments do not constitute a full faith and credit guarantee of the United States Government, but are required to be paid by the United States Treasury under the Recovery Act. The Federal Payments will not be pledged to secure payment of the bonds; however, the Authority has covenanted in the bond resolutions to deposit any and all Federal Payments with respect to the taxable bonds, if any, to the interest and sinking fund or applicable account therein related to each qualified agency. Interest expense on the BABs is reported at the taxable rate paid.

The dollar amount of bonds issued and the amount outstanding is disclosed in the supplementary bond schedules.

Pursuant to the Balanced Budget and Emergency Deficit Control Act, of 1985, as amended April 1, 2014, the reduction of the Authority's Federal payments was first implemented effective March 1, 2013. The two Federal payments received in fiscal year 2014 were reduced by 8.7% and 7.2%, respectively.

TEXAS AGRICULTURE FINANCE AUTHORITY AUTHORIZATION

Senate Bill 1016, 81st Leg., R.S. (2009) amended Agriculture Code Subchapter D, Chapter 58, by adding Section 58.041. This change in law transferred the authority to issue debt for certain agricultural programs from the **Texas Agricultural Finance Authority (“TAFE”)** to the TPFA. The constitutional authorization for the issuance of TAFE debt is found in Texas Constitution Art. III, § 49-g and 49-i. The TAFE programs supported by this general obligation debt authorization provide for debt service to be repaid by revenues from loans made by TAFE; however, if there is insufficient revenue to repay the debt, the constitutional authorization provides for the debt to be repaid from general revenue. The TPFA has not yet been asked to issue debt by TAFE. Debt outstanding prior to the transfer of issuance authority and the amounts authorized and unissued are reported by TAFE in its Annual Financial Report.

NOTE 7: Derivative Instruments

The Authority does not have any outstanding derivative obligations.

NOTE 8: Leases

The Authority has not entered into any operating or capital lease obligations.

NOTE 9: Pension Plans

Not applicable to the Texas Public Finance Authority.

NOTE 10: Deferred Compensation

Not applicable to the Texas Public Finance Authority.

NOTE 11: Post Employment Health Care and Life Insurance Benefits

Not applicable to the Texas Public Finance Authority.

NOTE 12: Interfund Activities and Transactions

As explained more deeply in Note 1, Interfund Activities and Balances reflect numerous transactions between funds and agencies. At year-end amounts to be received or paid are reported as:

- Interfund Receivables or Interfund Payables
- Due from Other Agencies or Due to Other Agencies
- Due from Other Funds or Due to Other Funds
- Transfers In or Transfers Out
- Legislative Transfers In or Legislative Transfers Out

The agency experiences routine transfers with other state agencies that were consistent with the activities of the fund making the transfer. Repayment of interfund balances will occur within one year from the date of the financial statement.

The following interfund examples are for note presentation purposes only, and do not tie to Exhibit I.

Individual balances and activity at August 31, 2014, are displayed on the following pages.

**NOTE 12: INTERFUND BALANCES / ACTIVITY
RECEIVABLES AND PAYABLES**

Because the Authority is the controlling agency of bond funds including capital project, debt service, rebate, other August 31, 2014 were as follows:

	<u>DUE FROM</u>	<u>DUE TO</u>
Capital Project Funds		
Texas Facilities Commission		
(Fund 7207, Agency 303)		136,366.65
(Fund 7217, Agency 303)		7,841,922.41
(Fund 7633, Agency 303)		113,872.00
(Fund 7640, Agency 303)		207,639.55
(Fund 7641, Agency 303)		821,336.11
(Fund 7652, Agency 303)		29,274,634.91
(Fund 7657, Agency 303)		2,592,541.35
Texas Department of Public Safety		
(Fund 7629, Agency 405)		1,352,884.55
(Fund 7648, Agency 405)		493,099.39
(Fund 7656, Agency 405)		226,985.93
Texas Department of State Health Services		
(Fund 7215, Agency 537)		109,479.87
(Fund 7651, Agency 537)		142,486.84
Texas Department of Aging and Disability Services		
(Fund 7644, Agency 539)		4,950,124.73
(Fund 7658, Agency 539)		17,000,000.00
Texas Juvenile Justice Department		
(Fund 7645, Agency 644)		265,618.07
Texas Department of Criminal Justice		
(Fund 7653, Agency 696)		971,251.95
(Fund 7655, Agency 696)		19,288,844.30
Texas School for the Blind & Visually Impaired		
(Fund 7216, Agency 771)		1,477,075.77
Texas Parks and Wildlife Department		
(Fund 7635, Agency 802)		3,040,370.44
(Fund 7647, Agency 802)		9,117,215.61
(Fund 7654, Agency 802)		3,645,773.12
(Fund 7659, Agency 802)		94,982.44
Texas Historical Commission		
(Fund 7213, Agency 808)		3,266,143.60
(Fund 7632, Agency 808)		14,841.05
(Fund 7636, Agency 808)		1,501,601.17
(Fund 7646, Agency 808)		92,491.57
(Fund 7650, Agency 808)		11,390,773.65
(Fund 7662, Agency 808)		3,848,233.20
Total Due From/To other Agencies (Exh. I, Exh. D-1)	<u>0.00</u>	<u>123,278,590.23</u>
General Revenue Funds		
Texas Department of Transportation		
(Fund 7604, Agency 601)		50,331.01
Cancer Prevention and Research Institute of Texas		
(Fund 7639, Agency 542)		2,745,294.63
Total Due From/To other Agencies (Exh. I, Exh. A-1)	<u>0.00</u>	<u>2,795,625.64</u>
Legislative Transfers		
	<u>Legislative Transfer In</u>	<u>Legislative Transfer Out</u>

General Revenue Funds

(Agency 347, Fund 0001, 0001)

Total Current Legislative Transfers In/Out
(Exh. II, Exh. A-2)

0.00	0.00
<u>0.00</u>	<u>0.00</u>

Interfund Receivables and Payables
Current Portion**General Revenue Funds**

(Agency 347, Fund 0001, 0001)

Total Current Interfund Receivable/Payables
(Exh. I, Exh. A-1)

<u>Interfund Receivable</u>	<u>Interfund Payable</u>
0.00	0.00
<u>0.00</u>	<u>0.00</u>

Capital Project Funds

(Agency 347, Fund 0735, 0735)

Total Current Interfund Receivable/Payables
(Exh. I, Exh. D-1)

0.00	0.00
<u>0.00</u>	<u>0.00</u>

OPERATING TRANSFERS**Capital Project Funds****Inter-Agency Transfers****Texas Facilities Commission**

(Fund 0735, Agency 303)

(Fund 7207, Agency 303)

(Fund 7217, Agency 303)

(Fund 7633, Agency 303)

(Fund 7640, Agency 303)

(Fund 7641, Agency 303)

(Fund 7652, Agency 303)

(Fund 7657, Agency 303)

Texas Military Department

(Fund 7626, Agency 401)

(Fund 7638, Agency 401)

(Fund 7649, Agency 401)

Texas Department of Public Safety

(Fund 0735, Agency 405)

(Fund 7209, Agency 405)

(Fund 7211, Agency 405)

(Fund 7629, Agency 405)

(Fund 7648, Agency 405)

(Fund 7656, Agency 405)

Texas Health and Human Services Commission

(Fund 0735, Agency 529)

Texas Department of State Health Services

(Fund 0735, Agency 537)

(Fund 7619, Agency 537)

(Fund 7212, Agency 537)

(Fund 7215, Agency 537)

(Fund 7630, Agency 537)

(Fund 7643, Agency 537)

(Fund 7651, Agency 537)

Texas Department of Aging and Disability Services

(Fund 0735, Agency 539)

(Fund 7644, Agency 539)

(Fund 7658, Agency 539)

<u>TRANSFER OUT</u>	<u>TRANSFER IN</u>
	963.51
3,421.55	
3,226,419.42	
	15,366.47
282,213.87	
	175,714.06
9,481,137.17	
3,097,002.81	
13,970.11	
1,196,824.24	
560,647.86	
	1,780.42
83,167.61	
224,863.10	
15,719,177.04	
4,953,678.36	
641,878.79	
	40,594.89
	159,932.10
	15,999.31
46,897.26	
134,243.56	
1,996,238.72	
289,460.18	
79,880.49	0.25
6,523,721.05	
	168,565.18
1,017,455.30	
17,000,000.00	

Texas Department of Agriculture		
(Fund 0735, Agency 551)		5,098.77
Texas Youth Commission		
(Fund 7628, Agency 694)	7,977.62	
(Fund 7637, Agency 694)	1,714,301.00	
(Fund 7645, Agency 694)	124,754.91	
Texas Juvenile Justice Department		
(Fund 7637, Agency 644)	(1,714,301.00)	
(Fund 7645, Agency 644)	471,772.84	
Texas Department of Criminal Justice		
(Fund 7218, Agency 696)	8,212.06	
(Fund 7642, Agency 696)	(60.50)	
(Fund 7653, Agency 696)	(6,699,352.45)	
(Fund 7655, Agency 696)	39,374,268.42	
Texas State Technical College		
(Fund 0735, Agency 719)	1,823,752.70	38,110.84
Texas Woman's University		
(Fund 0735, Agency 731)		45,778.84
Texas Tech University		
(Fund 0735, Agency 733)		
Lamar University - Beaumont		
(Fund 0735, Agency 734)		60,009.88
Midwestern State University		
(Fund 0735, Agency 735)		39,650.36
Angelo State University		
(Fund 0735, Agency 737)		55,494.56
University of North Texas - Health Science Center		
(Fund 0735, Agency 763)		3,463.16
Texas School for the Blind & Visually Impaired		
(Fund 7216, Agency 771)	1,423,548.89	
(Fund 7627, Agency 771)	225,811.76	
Texas School for the Deaf		
(Fund 0735, Agency 772)	198,752.06	995.30
Texas Parks and Wildlife Department		
(Fund 0735, Agency 802)		3,924.68
(Fund 7634, Agency 802)	89.52	
(Fund 7635, Agency 802)	2,793,802.84	
(Fund 7647, Agency 802)	9,697,203.48	
(Fund 7659, Agency 802)	167,543.93	
Texas Historical Commission		
(Fund 7213, Agency 808)	1,624,149.96	
(Fund 7636, Agency 808)	2,062,963.28	
(Fund 7646, Agency 808)	41,589.68	
(Fund 7650, Agency 808)	1,898,194.14	
(Fund 7654, Agency 808)	4,978,977.34	
(Fund 7662, Agency 808)	3,848,233.20	
Total Inter-Agency Transfers (Exh. II, Exh. D-2)	<u>130,644,484.17</u>	<u>831,442.58</u>

Capital Project Funds

Intra-Agency Transfers

	<u>TRANSFER OUT</u>	<u>TRANSFER IN</u>
(Agency 347, Fund 0001, 0698)	1,000.00	
(Agency 347, Fund 7020, 7020)	120,522.30	120,522.30
(Agency 347, Fund 0001, 7035)		3,298.20
(Agency 347, Fund 7201, 7201)	3,701.27	3,701.27
(Agency 347, Fund 7330, 0735)	2,718.74	

(Agency 347, Fund 7013, 7619)
 (Agency 347, Fund 7643, 7033)
Total Intra-Agency Transfers (Exh. II, Exh. D-2)

16,548.93	
92.49	
<u>144,583.73</u>	<u>127,521.77</u>

TRANSFER OUT	TRANSFER IN
---------------------	--------------------

Debt Service Funds
Inter-Agency Transfers
Texas Department of State Health Services
 (Fund 7327, Agency 537)
Texas Department of Criminal Justice
 (Fund 7515, Agency 696)
Texas Parks and Wildlife Department
 (Fund 0409, Agency 802)
 (Fund 7327, Agency 802)
Texas Historical Commission
 (Fund 7327, Agency 808)
 (Fund 7330, Agency 808)
Total Inter-Agency Transfers (Exh. II, C-2)

	2,871,897.14
	4,669,802.95
	732,918.26
	3,450,161.34
	56,853.92
	756,466.00
<u>0.00</u>	<u>12,538,099.61</u>

TRANSFER OUT	TRANSFER IN
---------------------	--------------------

Debt Service Funds
Intra-Agency Transfers
 (Agency 347, Fund 0001, 0409)
 (Agency 347, Fund 0409, 0409)
 (Agency 347, Fund 0507, 0651)
 (Agency 347, Fund 0507, 0733)
 (Agency 347, Fund 0733, 0733)
 (Agency 347, Fund 0735, 0733)
 (Agency 347, Fund 0001, 7003)
 (Agency 347, Fund 0001, 7005)
 (Agency 347, Fund 0001, 7013)
 (Agency 347, Fund 7619, 7013)
 (Agency 347, Fund 0001, 7015)
 (Agency 347, Fund 0001, 7017)
 (Agency 347, Fund 0001, 7019)
 (Agency 347, Fund 7221, 7022)
 (Agency 347, Fund 0001, 7023)
 (Agency 347, Fund 0001, 7024)
 (Agency 347, Fund 0001, 7030)
 (Agency 347, Fund 0001, 7031)
 (Agency 347, Fund 0001, 7033)
 (Agency 347, Fund 0064, 7033)
 (Agency 347, Fund 7643, 7033)
 (Agency 347, Fund 0001, 7039)
 (Agency 347, Fund 0001, 7040)
 (Agency 347, Fund 5044, 7042)
 (Agency 347, Fund 5045, 7042)
 (Agency 347, Fund 5046, 7042)
 (Agency 347, Fund 0001, 7045)
 (Agency 347, Fund 0064, 7045)
 (Agency 347, Fund 0001, 7048)
 (Agency 347, Fund 0064, 7048)
 (Agency 347, Fund 0001, 7049)
 (Agency 347, Fund 0064, 7049)
 (Agency 347, Fund 5044, 7051)

	1,097,006.74
732,847.42	732,847.42
	15,604,648.61
	5,095,914.84
4,138,904.79	4,138,904.79
	2,718.74
	35,973,305.38
	48,555,303.59
	523,900.12
	16,548.93
	1,260,786.92
	2,635,899.01
	5,092,196.14
	0.00
	4,921,074.97
	1,175,908.26
	7,811,210.33
	988,213.85
	5,271,050.02
	44,099.95
	92.49
	7,237,260.68
	7,085,004.19
	3,134,523.49
	1,567,261.76
	1,567,261.76
	33,207,186.78
	419,288.62
	45,775,221.37
	4,286,380.13
	24,186,570.10
	789,035.30
	12,283,310.98

(Agency 347, Fund 5045, 7051)		6,141,655.50
(Agency 347, Fund 5046, 7051)		6,141,655.50
(Agency 347, Fund 0001, 7053)		515,518.61
(Agency 347, Fund 0507, 7310)		573,457.53
(Agency 347, Fund 0507, 7326)		1,081,616.53
(Agency 347, Fund 0507, 7327)		20,335,922.01
(Agency 347, Fund 0507, 7329)		2,450,416.17
(Agency 347, Fund 0507, 7339)		1,898,106.98
Total Intra-Agency Transfers (Exh. II, Exh. C-2)	<u>4,871,752.21</u>	<u>321,618,285.09</u>

General Revenue Funds

Inter-Agency Transfers

Texas Facilities Commission

(Fund 0507, Agency 303)

36,958,126.89

Texas Department of Public Safety

(Fund 0507, Agency 405)

84,557.06

Texas Health and Human Services Commission

(Fund 0507, Agency 529)

2,531,936.11

Texas Department of State Health Services

(Fund 0001, Agency 537)

2,950,545.15

(Fund 0507, Agency 537)

2,572,562.79

(Fund 7639, Agency 537)

740,287.81

Texas Department of Aging and Disability Services

(Fund 0001, Agency 539)

1,358,200.85

(Fund 0507, Agency 539)

1,931,671.95

Cancer Prevention and Research Institute of Texas

(Fund 7639, Agency 542)

134,817,830.32

Texas Department of Agriculture

(Fund 0507, Agency 551)

45,290.75

Texas Department of Transportation

(Fund 7604, Agency 601)

2,237,809.22

Texas State Technical College

(Fund 0507, Agency 719)

953,407.96

Texas Woman's University

(Fund 0507, Agency 731)

1,362,902.42

Texas Tech University

(Fund 0507, Agency 733)

Lamar University - Beaumont

(Fund 0507, Agency 734)

792,272.48

Midwestern State University

(Fund 0507, Agency 735)

387,980.85

Angelo State University

(Fund 0507, Agency 737)

490,358.29

University of North Texas - Health Science Center

(Fund 0507, Agency 763)

292,675.25

Texas School for the Deaf

(Fund 0507, Agency 772)

65,539.64

Texas Parks and Wildlife Department

(Fund 0064, Agency 802)

90,313.52

(Fund 0507, Agency 802)

49,929.09

State Preservation Board

(Fund 0507, Agency 809)

5,738,646.02

Comptroller of Public Accounts

(Fund 0001, Agency 902)

0.00

(Fund 0064, Agency 902)

5,629,117.52

TRANSFER OUT

TRANSFER IN

(Fund 0507, Agency 902)
Total General Revenue Funds (Exh.II, Exh. A-2)

390,577.54	
138,276,818.41	64,195,721.07

General Revenue Fund

Intra-Agency Transfers

(Agency 347, Fund 0001, 0001)
 (Agency 347, Fund 0698, 0001)
 (Agency 347, Fund 0001, 0409)
 (Agency 347, Fund 0001, 7003)
 (Agency 347, Fund 0001, 7005)
 (Agency 347, Fund 0001, 7013)
 (Agency 347, Fund 0001, 7015)
 (Agency 347, Fund 0001, 7017)
 (Agency 347, Fund 0001, 7019)
 (Agency 347, Fund 0001, 7023)
 (Agency 347, Fund 0001, 7024)
 (Agency 347, Fund 0001, 7030)
 (Agency 347, Fund 0001, 7031)
 (Agency 347, Fund 0001, 7033)
 (Agency 347, Fund 0001, 7035)
 (Agency 347, Fund 0001, 7039)
 (Agency 347, Fund 0001, 7040)
 (Agency 347, Fund 0001, 7045)
 (Agency 347, Fund 0001, 7048)
 (Agency 347, Fund 0001, 7049)
 (Agency 347, Fund 0001, 7053)
 (Agency 347, Fund 7033, 0064)
 (Agency 347, Fund 7045, 0064)
 (Agency 347, Fund 7048, 0064)
 (Agency 347, Fund 7049, 0064)
 (Agency 347, Fund 0651, 0507)
 (Agency 347, Fund 7330, 0507)
 (Agency 347, Fund 7310, 0507)
 (Agency 347, Fund 7326, 0507)
 (Agency 347, Fund 7327, 0507)
 (Agency 347, Fund 0651, 0507)
 (Agency 347, Fund 7339, 0507)
Total Intra-Agency Transfers (Exh. II, Exh. A-2)

TRANSFER OUT	TRANSFER IN
4,308,746.00	4,308,746.00
	1,000.00
1,097,006.74	
35,973,305.38	
48,555,303.59	
523,900.12	
1,260,786.92	
2,635,899.01	
5,092,196.14	
4,921,074.97	
1,175,908.26	
7,811,210.33	
988,213.85	
5,271,050.02	
3,298.20	
7,237,260.68	
7,085,004.19	
33,207,186.78	
45,775,221.37	
24,186,570.10	
515,518.61	
44,099.95	
419,288.62	
4,286,380.13	
789,035.30	
15,604,648.61	
5,095,914.84	
573,457.53	
1,081,616.53	
20,335,922.01	
2,450,416.17	
1,898,106.98	
290,203,547.93	4,309,746.00

Special Revenue Funds

Inter-Agency Transfers

Fiscal Reporting - Treasury

(Fund 5044, Agency 311)
 (Fund 5045, Agency 311)
 (Fund 5046, Agency 311)
Total Special Revenue Funds (Exh.II, Exh. B-2)

TRANSFER OUT	TRANSFER IN
	26,268,265.00
	13,134,132.00
	13,134,132.00
0.00	52,536,529.00

Special Revenue Fund

Intra-Agency Transfers

(Agency 347, Fund 5044, 5044)
 (Agency 347, Fund 7042, 5044)

TRANSFER OUT	TRANSFER IN
3,225.51	3,225.51
3,134,523.49	

(Agency 347, Fund 7042, 5045)	1,567,261.76	
(Agency 347, Fund 7042, 5046)	1,567,261.76	
(Agency 347, Fund 5045, 5045)	1,612.65	1,612.65
(Agency 347, Fund 7051, 5044)	12,283,310.98	
(Agency 347, Fund 7051, 5045)	6,141,655.50	
(Agency 347, Fund 7051, 5046)	6,141,655.50	
(Agency 347, Fund 5046, 5046)	1,612.65	1,612.65
(Agency 347, Fund 5046, 7051)		
Total Intra-Agency Transfers (Exh. II, Exh. B-2)	30,842,119.80	6,450.81

NOTE 13: Continuance Subject to Review

Under the Texas Sunset Act (Government Code Ch. 325), the Authority will be abolished effective September 1, 2023, unless continued in existence by the Legislature as provided by the Sunset Act.

NOTE 14: Adjustments to Fund Balances and Net Assets

Not applicable to the Texas Public Finance Authority.

NOTE 15: Contingencies and Commitments**Sick Leave**

Sick leave, the accumulation of which is unlimited, is accrued at the rate of eight hours per month for full-time employment or a pro rata portion thereof for part-time employment and is paid only to an employee in the case of illness or to the employee's estate in the event of the employee's death while employed by the Authority. The maximum sick leave that may be paid to an employee's estate is one-half of the employee's accumulated entitlement or 336 hours, whichever is less. The Authority's policy is to recognize the cost of any sick leave when paid. No liability is recorded in the General Long-Term Debt Account Group because experience indicates the probability of a material adverse effect on any given year's operation is minimal.

Arbitrage Rebate

The Authority is subject to certain provisions of the Internal Revenue Code ("Code") relating to the investment and expenditure of the proceeds of tax-exempt bonds and commercial paper notes. Under the arbitrage provisions of the Code, the Authority may be required to pay either a rebate of bond proceeds arbitrage earnings or a penalty.

A portion of certain Capital Project Funds has been reserved for payment to the federal government should arbitrage rebate become due in the future. Interim calculations are performed annually at fiscal year end and funds are reserved for this contingent liability. No liability is accrued until the end of a five-year period for the required payment or upon the maturity of the obligation.

NOTE 16: Subsequent Events

On September 24, 2014, the Authority approved a resolution repealing prior resolutions in connection with the Texas Public Finance Authority State of Texas General Obligation Commercial Paper Notes, Series 2002A and Texas Public Finance Authority State of Texas General Obligation Commercial Paper Notes, Series 2002B.

On September 30, 2014, the Authority closed on the \$500,000,000 Texas Public Finance Authority Texas Windstorm Insurance Association' Premium Revenue Taxable Bonds, Series 2014 ("Series 2014 Bonds").

The proceeds from the sale of the Series 2014 Bonds will be used for the purpose of financing future costs of the Association's program, funding debt service reserves and paying all or part of the cost of issuance of the Series 2014 Bonds. The Series 2014 bonds are payable solely from the pledged revenues and are not an obligation of the state, any agency of the state, political corporation, or political subdivision of the state, and none of them is obligated to pay the Series 2014 bonds, except to the extent the Association is obligated to pay under the Financing and Pledge Agreement and the Authority is obligated to pay pursuant to the Resolutions and the authorizing law. All pertinent bond information will be reported by the Texas Windstorm Insurance Association in its Annual Financial Report.

Related to the Series 2009 Build America Bonds, the sequester reduction applied to the payments made to

issuers of direct pay bonds will be 7.3 percent. This new percentage will apply to all direct credit subsidy payments scheduled to be made on or after October 1, 2014 through and including September 30, 2015.

General Obligation Commercial Paper Notes (CPRIT) Taxable Series A in the amount of \$57.6 million were issued for the Cancer Prevention and Research Institute of Texas on November 5, 2014.

General Obligation Commercial Paper Notes, Series 2008 in the amount of \$.550 million were issued for the Department of Public Safety, \$.550 million were issued for the Department of Aging and Disability Services, \$.250 were issued for the Department of State Health Services and \$.160 million were issued for the Texas Military Department on November 20, 2014.

On August 22, 2014, the Board of the Texas Public Finance Authority Charter School Finance Corporation approved the issuance of bonds on behalf of three charter schools. The Taxable Education Revenue Bonds, Series 2014B and 2014Q in the amount of \$260,000 and \$8,880,000 respectively, were issued on behalf of Harmony Public Schools on October 30, 2014. The Education Revenue Bonds, Series 2014A and Taxable Education Revenue Qualified Zone Academy Bonds, Series 2014Z in the amount of \$38,595,000 and \$5,623,000 respectively, were issued on November 6, 2014. The Taxable Education Revenue Qualified School Construction Bonds, Series 2014 had not been issued on behalf of South Texas Education Technologies, Inc. as of the report date.

NOTE 17: Risk Management

The Authority is exposed to a variety of civil claims resulting from the performance of its duties. It is agency policy to periodically assess the proper combination of commercial insurance and assumption of risk to address potential liability claims.

The Authority purchases property and business interruption insurance coverage for completed projects financed with revenue bonds, as required by its bond covenants. Such projects are covered by builder's risk insurance during the construction phase and are added to the Authority's property insurance policy when projects reach substantial completion.

The Statewide Property Insurance Program administered by the State Office of Risk Management (SORM) provides coverage for the Authority's completed lease revenue bond financed facilities. In FY 2014, SORM's property insurance program is supported by 12 separate insurance carriers providing all risk coverage and time element insurance. The \$1 billion per occurrence limit includes coverage for the Authority's \$1.5 billion of total insured values, including loss of rents, and is shared with 27 other state agencies and universities participating in SORM's Statewide Property Insurance Program insuring assets of over \$9 billion. Although Terrorism remains a separate policy, in FY 2013 the Authority began sharing Terrorism coverage with other program participants and in FY2014 this includes 16 other entities. No claims were filed by the Authority in FY 2014.

General obligation bond financed projects are considered self-insured by the State, therefore, such facilities are not covered under the Authority's property insurance policy.

The Authority is not involved in any public entity risk pools with other governmental entities.

NOTE 18: Management Discussion and Analysis

Not applicable to the Texas Public Finance Authority.

NOTE 19: The Financial Reporting Entity

Component units:	None
Joint ventures:	None
Related organizations:	Tx Public Finance Authority Charter School Finance Corporation
Jointly governed organizations:	None

Pursuant to Education Code, Sec. 53.351, the Authority established the Texas Public Finance Authority Charter School Finance Corporation (the "Corporation") in May 2003, to issue revenue bonds for eligible open enrollment charter schools. As of August 31, 2014, the Corporation had issued \$269,985,000 in revenue bonds for twelve charter schools.

In 2005, the Corporation formed a consortium with the Texas Education Agency and the Texas Charter School Resource Center (succeeded by the Texas Charter Schools Association) to apply for a federal grant to assist charter schools. In 2006, the consortium received a \$10 million grant to which the Texas Education Agency added \$100,000 to establish the Texas Credit Enhancement Program ("TCEP"). The TCEP provides credit enhancement grants to eligible charter schools in Texas by funding debt service reserve funds for bonds issued on behalf of the schools to finance education facilities. As of August 31, 2014, approximately \$9.5 million of grant funds and related interest earnings were committed to various charter schools.

NOTE 20: Stewardship, Compliance and Accountability

TPFA client agencies are allowed to encumber funds when TPFA net funds their project requests. This amount shows up as a "due to," which is the amount authorized but not yet issued in Texas Public Finance Authority commercial paper funds.

NOTE 21: N/A

Not applicable to the Texas Public Finance Authority.

NOTE 22: Donor-Restricted Endowments

Not applicable to the Texas Public Finance Authority.

NOTE 23: Extraordinary and Special Items

Not applicable to the Texas Public Finance Authority.

NOTE 24: Disaggregation of Receivable and Payable Balances

Not applicable to the Texas Public Finance Authority.

NOTE 25: Termination Benefits

Not applicable to the Texas Public Finance Authority.

NOTE 26: Segment Information – Enterprise Funds

The Authority does not utilize enterprise funds.

NOTE 27: Service Concession Arrangements

The Authority does not utilize enterprise funds.

NOTE 28: Deferred Outflows of Resources and Deferred Inflows of Resources

The Authority does not utilize enterprise funds.

NOTE 29: Trouble Debt Restructuring

The Authority does not utilize enterprise funds.

NOTE 30: Non-Exchange Financial Guarantees

In 2005, the Charter School Finance Corporation formed a consortium with the Texas Education Agency and the Texas Charter School Resource Center (succeeded by the Texas Charter Schools Association) to apply for a federal grant to assist charter schools. In 2006, the consortium received a \$10 million grant to which the Texas Education Agency added \$100,000 to establish the Texas Credit Enhancement Program ("TCEP"). The TCEP provides credit enhancement grants to eligible charter schools in Texas by funding debt service reserve funds for bonds issued on behalf of the schools to finance education facilities. The debt service reserve funds will be held in the State treasury solely to provide security for repayment of the bonds.

As of August 31, 2014, approximately \$9.5 million of grant funds and related interest earnings were committed to various charter schools.

UNAUDITED

TEXAS PUBLIC FINANCE AUTHORITY (347)
 EXHIBIT A-1 - Combining Balance Sheet - All General and Consolidated Funds
 August 31, 2014

	Consolidated Accounts					Totals
	General	TPWD Cons	State	GOCP Ser02B	GOCP SerA&B	
	Revenue (0001) U/F (0001)	GR (0064) U/F (0064)	Lease Account (0507) U/F (0507)	TxDOT (7604) U/F (7604)	CPRIT (7639) U/F (7639)	
ASSETS						
Cash:						
Cash in Bank	1,000.00					1,000.00
Cash in State Treasury	\$	\$	\$	\$	\$	\$
Legislative Appropriations	33,223,994.63	0.00	6,739,324.86	5,941,566.79	58,591,154.24	71,272,045.89
Receivables:						0.00
Accounts Receivable	0.00					0.00
Due From Other Agencies						0.00
Consumable Inventories						0.00
Fixed Assets:						0.00
Land						0.00
Buildings						0.00
Furniture and Equipment						0.00
Vehicles						0.00
Construction in Progress						0.00
Amounts Available in Debt Service Funds for Retirement of Debt						0.00
Amts to be Provided in Future Years: for Retirement of Bonds						0.00
Other Obligations						0.00
TOTAL ASSETS	<u>\$ 33,224,994.63</u>	<u>\$ 0.00</u>	<u>\$ 6,739,324.86</u>	<u>\$ 5,941,566.79</u>	<u>\$ 58,591,154.24</u>	<u>\$ 104,497,040.52</u>
LIABILITIES						
Payables:	\$	\$	\$	\$	\$	\$
Accounts Payable	32,842.03					32,842.03
Payroll Payable	49,551.20					49,551.20
Interfund Payable	0.00					0.00
Due to Other Agencies				50,331.01	2,745,294.63	2,795,625.64
Salaries Payable						0.00
Revenue CP Payable						0.00
General Obligation CP Payable						0.00
Bonds Payable:						0.00
Revenue Bonds Payable						0.00
General Obligation Bonds Payable						0.00
Employees Compensable Leave						0.00
TOTAL LIABILITIES	<u>82,393.23</u>	<u>0.00</u>	<u>0.00</u>	<u>50,331.01</u>	<u>2,745,294.63</u>	<u>2,878,018.87</u>
FUND EQUITY						
Investment in General Fixed Assets						
FUND BALANCES:						
Reserved For:						
Encumbrances						0.00
Unencumbered Appropriations:						0.00
Subject to Lapse						0.00
Available For Future Years						0.00
Inventories						0.00
Other-Funds Held for Rebate						0.00
Other-Capital Projects						0.00
Other-Suspense						0.00
Consolidated Funds						0.00
Section 110 Budget Reduction						0.00
Fund Balance Reserved for Encumbrances						0.00
Unreserved:	33,142,601.40		6,739,324.86	5,891,235.78	55,845,859.61	101,619,021.65
Designated For:						
Debt Service						
TOTAL FUND EQUITY	<u>33,142,601.40</u>	<u>0.00</u>	<u>6,739,324.86</u>	<u>5,891,235.78</u>	<u>55,845,859.61</u>	<u>101,619,021.65</u>
TOTAL LIABILITIES AND FUND EQUITY	<u>\$ 33,224,994.63</u>	<u>\$ 0.00</u>	<u>\$ 6,739,324.86</u>	<u>\$ 5,941,566.79</u>	<u>\$ 58,591,154.24</u>	<u>\$ 104,497,040.52</u>

The accompanying notes to the financial statements are an integral part of this financial statement.

UNAUDITED

TEXAS PUBLIC FINANCE AUTHORITY (347)
 EXHIBIT A-2 - Combining Statement of Revenues, Expenditures, and Changes in Fund Balances
 - All General and Consolidated Funds
 August 31, 2014

	Consolidated Accounts					Totals
	General	TPWD Cons	State	GOCP Ser02B	GOCP SerA&B	
	Revenue (0001) U/F (0001)	GR (0064) U/F (0064)	Lease Account (0507) U/F (0507)	TxDOT (7604) U/F (7604)	CPRIT (7639) U/F (7639)	
REVENUES:						
Legislative Appropriations:						
Original	\$ 255,257,751.00	\$ 0.00	\$ 0.00	\$ 0.00	\$ 0.00	\$ 255,257,751.00
Additional Appropriations	144,303.37					144,303.37
Interest and Investment Income			0.00	28,010.18	235,688.76	263,698.94
License Fees and Permits						0.00
Other Revenues	3,498.50					3,498.50
TOTAL REVENUES	<u>255,405,552.87</u>	<u>0.00</u>	<u>0.00</u>	<u>28,010.18</u>	<u>235,688.76</u>	<u>255,669,251.81</u>
EXPENDITURES:						
Salaries and Wages	\$ 608,612.09	\$	\$	\$	\$	\$ 608,612.09
Payroll Related Costs	147,894.75					147,894.75
Professional Fees & Services	56,931.66		0.00			56,931.66
Travel	16,313.59					16,313.59
Materials and Supplies	3,311.81					3,311.81
Communication and Utilities	4,899.61					4,899.61
Repairs and Maintenance	4,357.50					4,357.50
Rentals and Leases	3,573.83					3,573.83
Printing and Reproduction	72.99					72.99
Claims & Judgments						0.00
Other Operating Expenditures	78,130.84		478,450.02			556,580.86
Debt Service:						0.00
General Obligation Debt:						0.00
Principal on General Obligation Bonds						0.00
Interest on General Obligation Bonds						0.00
(All General Long-term Debt)						0.00
Revenue Debt:						0.00
Principal on Revenue Bonds						0.00
Interest on Revenue Bonds						0.00
Interest - Reverse Repurchase Agreements						0.00
Bond Paying Agent Fees						0.00
Capital Outlay						0.00
TOTAL EXPENDITURES	<u>924,098.67</u>	<u>0.00</u>	<u>478,450.02</u>	<u>0.00</u>	<u>0.00</u>	<u>1,402,548.69</u>
EXCESS OF REVENUES OVER EXPENDITURES	<u>254,481,454.20</u>	<u>0.00</u>	<u>(478,450.02)</u>	<u>28,010.18</u>	<u>235,688.76</u>	<u>254,266,703.12</u>
OTHER FINANCING SOURCES (USES):						
Total Intra-agency Transfers In	4,309,746.00	0.00				4,309,746.00
Total Intra-agency Transfers (Out)	(237,624,661.26)	(5,538,804.00)	(47,040,082.67)			(290,203,547.93)
Bond & Note Proceeds						0.00
Sale of Bonds						0.00
Commercial Paper Proceeds					162,500,000.00	162,500,000.00
Premium on Bonds		0.00				0.00
Purchase Repo						0.00
Original Issue Discount						0.00
Net Bond & Note Proceeds	0.00	0.00	0.00	0.00	162,500,000.00	162,500,000.00
Bond Sale Expenses:						0.00
Bond Sale Exp - Attorney Fees						0.00
Bond Sale Exp - Financial Services						0.00
Bond Sale Exp - Issuance Costs						0.00
Bond Sale Exp - Trustee Fees						0.00
Bond Sale Exp - Insurance Premium		0.00				0.00
Bond Sale Exp - Underwriter Discount						0.00
Net Bond Sale Expenses	0.00	0.00	0.00	0.00	0.00	0.00
Bond Proceeds for Refunding						0.00
Payment to Escrow for Refunding						0.00
Gain on Sale of Investment						0.00
Payment for Refunding						0.00
Net Change in Consumable Inventories						0.00
Legislative Transfers In						0.00
Legislative Transfers Out						0.00
Lapsed Appropriation	(224.72)					(224.72)
Total Interagency Transfers In	4,308,746.00	5,629,117.52	54,257,857.55	0.00	0.00	64,195,721.07
Total Interagency Transfers (Out)		(90,313.52)	(390,577.54)	(2,237,809.22)	(135,558,118.13)	(138,276,818.41)
TOTAL OTHER FINANCING SOURCES (USES)	<u>(229,006,393.98)</u>	<u>(0.00)</u>	<u>6,827,197.34</u>	<u>(2,237,809.22)</u>	<u>26,941,981.87</u>	<u>(197,476,123.99)</u>
EXCESS OF REVENUE & OTHER FINANCING SOURCES OVER EXPENDITURES & OTHER FINANCING USES	<u>25,475,060.22</u>	<u>(0.00)</u>	<u>6,348,747.32</u>	<u>(2,209,799.04)</u>	<u>27,177,570.63</u>	<u>56,791,579.13</u>
FUND BALANCES - September 1, 2013 as Restated	\$ 7,667,541.18	\$ 0.00	\$ 390,577.54	\$ 8,101,034.82	\$ 28,668,288.98	\$ 44,827,442.52
Restatements						0.00
FUND BALANCES - September 1, 2013 as Restated	\$ 7,667,541.18	\$ 0.00	\$ 390,577.54	\$ 8,101,034.82	\$ 28,668,288.98	\$ 44,827,442.52
Fund Consolidation Transfer In						0.00
Fund Consolidation Transfer Out						0.00
FUND BALANCES - August 31, 2014	<u>\$ 33,142,601.40</u>	<u>\$ (0.00)</u>	<u>\$ 6,739,324.86</u>	<u>\$ 5,891,235.78</u>	<u>\$ 55,845,859.61</u>	<u>\$ 101,619,021.65</u>

The accompanying notes to the financial statements are an integral part of this financial statement.
 integral part of this financial statement.

UNAUDITED

TEXAS PUBLIC FINANCE AUTHORITY (347)
 EXHIBIT B-1 - Combining Balance Sheet - Special Revenue Funds
 August 31, 2014

	Tobacco Settlement Education Funds Art I (5044) U/F (5044)	Tobacco Settlement Health Funds Art I (5045) U/F (5045)	Tobacco Settlement Trauma Funds Art I (5046) U/F (5046)	Totals
ASSETS				
Cash and Temporary Investments:				
Cash in State Treasury	\$ 10,884,099.78	\$ 5,442,049.26	\$ 5,442,049.26	\$ 21,768,198.30
Cash in Bank				0.00
Investments				0.00
Receivables:				
Due From Other Agencies				0.00
Due From Other Funds				0.00
TOTAL ASSETS	<u>\$ 10,884,099.78</u>	<u>\$ 5,442,049.26</u>	<u>\$ 5,442,049.26</u>	<u>\$ 21,768,198.30</u>
LIABILITIES				
Payables:				
Accounts Payable	\$	\$	\$	\$ 0.00
Payroll Payable				0.00
Other Payable				0.00
Due to Other Agencies				0.00
Due to Other Funds				0.00
TOTAL LIABILITIES	<u>0.00</u>	<u>0.00</u>	<u>0.00</u>	<u>0.00</u>
FUND EQUITY				
FUND BALANCES (DEFICITS):				
Unreserved:				0.00
Designated For:				0.00
Debt Service	10,884,099.78	5,442,049.26	5,442,049.26	21,768,198.30
TOTAL FUND EQUITY	<u>10,884,099.78</u>	<u>5,442,049.26</u>	<u>5,442,049.26</u>	<u>21,768,198.30</u>
TOTAL LIABILITIES & FUND EQUITY	<u>\$ 10,884,099.78</u>	<u>\$ 5,442,049.26</u>	<u>\$ 5,442,049.26</u>	<u>\$ 21,768,198.30</u>

The accompanying notes to the financial statements are an integral part of this financial statement.

UNAUDITED

TEXAS PUBLIC FINANCE AUTHORITY (347)
 EXHIBIT B-2 - Combining Statement of Revenues, Expenditures, and Changes in Fund Balances - Special Revenue Funds
 For the fiscal year ended August 31, 2014

	Tobacco Settlement Education Funds Art I (5044) U/F (5044)	Tobacco Settlement Health Funds Art I (5045) U/F (5045)	Tobacco Settlement Trauma Funds Art I (5046) U/F (5046)	Totals
REVENUES:				
Interest and Investment Income	\$ 0.00	\$ 0.00	\$ 0.00	\$ 0.00
Federal Revenue				0.00
Other Revenues				0.00
TOTAL REVENUES	<u>0.00</u>	<u>0.00</u>	<u>0.00</u>	<u>0.00</u>
EXPENDITURES:				
Professional Fees & Services				0.00
Materials and Supplies				0.00
Claims & Judgments				0.00
Other Operating Expenditures				0.00
Debt Service:				
General Obligation Debt				0.00
Principal on G.O. Commercial Paper				0.00
Interest on G.O. Commercial Paper				0.00
Principal on General Obligation Bonds				0.00
Interest on General Obligation Bonds				0.00
Revenue Debt				
Principal on MLPP Commercial Paper				0.00
Interest on MLPP Commercial Paper				0.00
Principal on Revenue Bonds				0.00
Interest on Revenue Bonds				0.00
Capital Outlay				0.00
Other Financing Fees				0.00
TOTAL EXPENDITURES	<u>0.00</u>	<u>0.00</u>	<u>0.00</u>	<u>0.00</u>
EXCESS OF REVENUES OVER EXPENDITURES	<u>0.00</u>	<u>0.00</u>	<u>0.00</u>	<u>0.00</u>
OTHER FINANCING SOURCES (USES):				
Total Intra-agency Transfers In	3,225.51	1,612.65	1,612.65	6,450.81
Total Intra-agency Transfers (Out)	(15,421,059.98)	(7,710,529.91)	(7,710,529.91)	(30,842,119.80)
Bond & Note Proceeds				
Sale of Bonds	\$	\$	\$	\$ 0.00
Sale of Buildings				0.00
Premium on Bond Issue				0.00
Purchase Repo				0.00
Net Bond Proceeds	0.00	0.00	0.00	0.00
Insurance Recoveries				0.00
Bond Proceeds for Refunding				0.00
Payment to Escrow for Refunding				0.00
Legislative Transfers In				0.00
Legislative Transfers Out				0.00
Total Interagency Transfers In	26,268,265.00	13,134,132.00	13,134,132.00	52,536,529.00
Total Interagency Transfers (Out)				0.00
TOTAL OTHER FINANCING SOURCES (USES)	<u>10,850,430.53</u>	<u>5,425,214.74</u>	<u>5,425,214.74</u>	<u>21,700,860.01</u>
EXCESS OF REVENUE & OTHER FINANCING SOURCES OVER (UNDER) EXPENDITURES & OTHER FINANCING USES				
FUND BALANCES - September 1, 2013	\$ 33,669.25	\$ 16,834.52	\$ 16,834.52	\$ 67,338.29
Restatements				0.00
FUND BALANCES - September 1, 2013 as Restated	<u>33,669.25</u>	<u>16,834.52</u>	<u>16,834.52</u>	<u>67,338.29</u>
Residual Equity Transfer In (Out)				0.00
Changes In Fund Equity				0.00
FUND BALANCES - August 31, 2014	<u>\$ 10,884,099.78</u>	<u>\$ 5,442,049.26</u>	<u>\$ 5,442,049.26</u>	<u>\$ 21,768,198.30</u>

The accompanying notes to the financial statements are an integral part of this financial statement.

UNAUDITED

TEXAS PUBLIC FINANCE AUTHORITY (347)
 EXHIBIT C-1 - Combining Balance Sheet - Debt Service Funds
 August 31, 2014

	Gen Oblig Bnd Int & Sinking Ref Ser 92 (0409) U/F (0409)	Bldg Rev Bnd Cap Int Ref Series 90 (0651) U/F (0651)	Gen Oblig Bnd Int & Sinking Series 92B (0717) U/F (0717)	Gen Oblig Bnd Int & Sinking Ref Series 92 (0720) U/F (0720)	MLPP C.P. Int & Sinking Series B (0733) U/F (0733)
ASSETS					
Cash and Temporary Investments:					
Cash in State Treasury	\$ 0.00	\$ 569.85	\$ 1,471.95	\$ 0.00	\$ 5,116,178.58
Cash in Bank					
Investments					
Receivables:					
Due From Other Agencies					
Due From Other Funds					
TOTAL ASSETS	<u>\$ 0.00</u>	<u>\$ 569.85</u>	<u>\$ 1,471.95</u>	<u>\$ 0.00</u>	<u>\$ 5,116,178.58</u>
LIABILITIES					
Payables:					
Accounts Payable	\$	\$	\$	\$	\$
Payroll Payable					
Other Payable					
Due to Other Agencies					
Due to Other Funds					
TOTAL LIABILITIES	<u>0.00</u>	<u>0.00</u>	<u>0.00</u>	<u>0.00</u>	<u>0.00</u>
FUND EQUITY					
FUND BALANCES (DEFICITS):					
Unreserved:					
Designated For:					
Debt Service	<u>0.00</u>	<u>569.85</u>	<u>1,471.95</u>	<u>0.00</u>	<u>5,116,178.58</u>
TOTAL FUND EQUITY	<u>0.00</u>	<u>569.85</u>	<u>1,471.95</u>	<u>0.00</u>	<u>5,116,178.58</u>
TOTAL LIABILITIES & FUND EQUITY	<u>\$ 0.00</u>	<u>\$ 569.85</u>	<u>\$ 1,471.95</u>	<u>\$ 0.00</u>	<u>\$ 5,116,178.58</u>

The accompanying notes to the financial statements are an integral part of this financial statement.

UNAUDITED

Gen Oblig Bnd Int & Sinking Ref Series 97 (7003) U/F (7003)	Bldg Rev Bnd Int & Sinking Ref Series 98B (7005) U/F (7005)	Bldg Rev Bnd Int & Sinking Ref Series 01A (7007) U/F (7007)	Bldg Rev Bnd Int & Sinking Ref Series 02 (7010) U/F (7010)	Gen Oblig CP Int & Sinking Ser 02A (7013) U/F (7013)	Gen Oblig CP Int & Sinking Ser 02B (7015) U/F (7015)	Gen Oblig Bnd Int & Sinking Ref Series 03 (7017) U/F (7017)
\$ 1,353.06	\$ 1,820.64	\$ 0.00	\$ 1,314.05	\$ 16,560.71	\$ 15.17	\$ 98.39
<u>1,353.06</u>	<u>1,820.64</u>	<u>0.00</u>	<u>1,314.05</u>	<u>16,560.71</u>	<u>15.17</u>	<u>98.39</u>
\$	\$	\$	\$	\$	\$	\$
<u>0.00</u>	<u>0.00</u>	<u>0.00</u>	<u>0.00</u>	<u>0.00</u>	<u>0.00</u>	<u>0.00</u>
<u>1,353.06</u>	<u>1,820.64</u>	<u>0.00</u>	<u>1,314.05</u>	<u>16,560.71</u>	<u>15.17</u>	<u>98.39</u>
<u>1,353.06</u>	<u>1,820.64</u>	<u>0.00</u>	<u>1,314.05</u>	<u>16,560.71</u>	<u>15.17</u>	<u>98.39</u>
\$ <u>1,353.06</u>	\$ <u>1,820.64</u>	\$ <u>0.00</u>	\$ <u>1,314.05</u>	\$ <u>16,560.71</u>	\$ <u>15.17</u>	\$ <u>98.39</u>

UNAUDITED

TEXAS PUBLIC FINANCE AUTHORITY (347)
 EXHIBIT C-1 - Combining Balance Sheet - Debt Service Funds continued
 August 31, 2014

	Gen Oblig Bnd Int & Sinking Ref Series 03A (7019) U/F (7019)	Gen Oblig Bnd Int & Sinking Ser 2007 A-1 (7022) U/F (7022)	Gen Oblig Bnd Int & Sinking Ref Series 06A (7023) U/F (7023)	Gen Oblig Bnd Int & Sinking Ref Series 06B (7024) U/F (7024)	Gen Oblig Bnd Int & Sinking Ser 2007 A-2 7026 U/F (7026)
ASSETS					
Cash and Temporary Investments:					
Cash in State Treasury	\$ 28.93	\$ 0.00	\$ 93.33	\$ 22.30	\$ 0.00
Cash in Bank					
Investments					
Receivables:					
Due From Other Agencies					
Due From Other Funds					
TOTAL ASSETS	<u>\$ 28.93</u>	<u>\$ 0.00</u>	<u>\$ 93.33</u>	<u>\$ 22.30</u>	<u>\$ 0.00</u>
LIABILITIES					
Payables:					
Accounts Payable	\$	\$	\$	\$	\$
Payroll Payable					
Other Payable					
Due to Other Agencies					
Due to Other Funds					
TOTAL LIABILITIES	<u>0.00</u>	<u>0.00</u>	<u>0.00</u>	<u>0.00</u>	<u>0.00</u>
FUND EQUITY					
FUND BALANCES (DEFICITS):					
Unreserved					
Designated For:					
Debt Service	<u>28.93</u>	<u>0.00</u>	<u>93.33</u>	<u>22.30</u>	<u>0.00</u>
TOTAL FUND EQUITY	<u>28.93</u>	<u>0.00</u>	<u>93.33</u>	<u>22.30</u>	<u>0.00</u>
TOTAL LIABILITIES & FUND EQUITY	<u>\$ 28.93</u>	<u>\$ 0.00</u>	<u>\$ 93.33</u>	<u>\$ 22.30</u>	<u>\$ 0.00</u>

The accompanying notes to the financial statements are an integral part of this financial statement.

UNAUDITED

Gen Oblig Bnd Int & Sinking Ref Ser 06B (7027) U/F (7027)	Gen Oblig Bnd Int & Sinking Series 07 (7030) U/F (7030)	Gen Oblig Bnd Int & Sinking Ref Series 08 (7031) U/F (7031)	Gen Oblig CP Int & Sinking Series 08 (7033) U/F (7033)	Gen Oblig Bnd Int & Sinking Ref Series 08A (7039) U/F (7039)	Gen Oblig Bnd Int & Sinking Ref Series 09B (7040) U/F (7040)
\$ 0.00	\$ 60.08	\$ 18.75	\$ 72.53	\$ 81.36	\$ 256.88
<u>0.00</u>	<u>60.08</u>	<u>18.75</u>	<u>72.53</u>	<u>81.36</u>	<u>256.88</u>
\$	\$	\$	\$	\$	\$
<u>0.00</u>	<u>0.00</u>	<u>0.00</u>	<u>0.00</u>	<u>0.00</u>	<u>0.00</u>
<u>0.00</u>	<u>60.08</u>	<u>18.75</u>	<u>72.53</u>	<u>81.36</u>	<u>256.88</u>
<u>0.00</u>	<u>60.08</u>	<u>18.75</u>	<u>72.53</u>	<u>81.36</u>	<u>256.88</u>
\$ <u>0.00</u>	\$ <u>60.08</u>	\$ <u>18.75</u>	\$ <u>72.53</u>	\$ <u>81.36</u>	\$ <u>256.88</u>

UNAUDITED

TEXAS PUBLIC FINANCE AUTHORITY (347)
 EXHIBIT C-1 - Combining Balance Sheet - Debt Service Funds continued
 August 31, 2014

	Gen Oblig CP Int & Sinking Series A&B (7042) U/F (7042)	Gen Oblig Bnd Int & Sinking Ref Series 09A (7045) U/F (7045)	Gen Oblig Bnd Int & Sinking Ref Ser 10 (7048) U/F (7048)	Gen Oblig Bnd Int & Sinking Ref Ser 11 (7049) U/F (7049)	Gen Oblig Bnd Int & Sinking Ref Taxable Ser 11 (7051) U/F (7051)
ASSETS					
Cash and Temporary Investments:					
Cash in State Treasury	\$ 73.53	\$ 153.32	\$ 280.58	\$ 295.10	\$ 184.87
Cash in Bank					
Investments					
Receivables:					
Due From Other Agencies					
Due From Other Funds					
TOTAL ASSETS	<u>\$ 73.53</u>	<u>\$ 153.32</u>	<u>\$ 280.58</u>	<u>\$ 295.10</u>	<u>\$ 184.87</u>
LIABILITIES					
Payables:					
Accounts Payable	\$	\$	\$	\$	\$
Payroll Payable					
Other Payable					
Due to Other Agencies					
Due to Other Funds					
TOTAL LIABILITIES	<u>0.00</u>	<u>0.00</u>	<u>0.00</u>	<u>0.00</u>	<u>0.00</u>
FUND EQUITY					
FUND BALANCES (DEFICITS):					
Unreserved					
Designated For:					
Debt Service	<u>73.53</u>	<u>153.32</u>	<u>280.58</u>	<u>295.10</u>	<u>184.87</u>
TOTAL FUND EQUITY	<u>73.53</u>	<u>153.32</u>	<u>280.58</u>	<u>295.10</u>	<u>184.87</u>
TOTAL LIABILITIES & FUND EQUITY	<u>\$ 73.53</u>	<u>\$ 153.32</u>	<u>\$ 280.58</u>	<u>\$ 295.10</u>	<u>\$ 184.87</u>

The accompanying notes to the financial statements are an integral part of this financial statement.

UNAUDITED

Gen Oblig Bnd Int & Sinking Ref Taxable Ser 11 (7053) U/F (7053)	Bldg Rev Bnd Int & Sinking Series 97B (7310) U/F (7310)	Bldg Rev Bnd Int & Sinking Series 98 (7311) U/F (7311)	Bldg Rev Bnd Int & Sinking Series 00A (7320) U/F (7320)	Bldg Rev Bnd Int & Sinking Series 02 (7326) U/F (7326)	Bldg Rev Bnd Int & Sinking Series 04 (7327) U/F (7327)	Bldg Rev Bnd Int & Sinking Series 05 (7329) U/F (7329)
\$ 19.56	\$ 2.36	\$ 173.15	\$ 151.52	\$ 0.87	\$ 89.87	\$ 24.63
<u>\$ 19.56</u>	<u>\$ 2.36</u>	<u>\$ 173.15</u>	<u>\$ 151.52</u>	<u>\$ 0.87</u>	<u>\$ 89.87</u>	<u>\$ 24.63</u>
\$	\$	\$	\$	\$	\$	\$
<u>0.00</u>	<u>0.00</u>	<u>0.00</u>	<u>0.00</u>	<u>0.00</u>	<u>0.00</u>	<u>0.00</u>
<u>19.56</u>	<u>2.36</u>	<u>173.15</u>	<u>151.52</u>	<u>0.87</u>	<u>89.87</u>	<u>24.63</u>
<u>19.56</u>	<u>2.36</u>	<u>173.15</u>	<u>151.52</u>	<u>0.87</u>	<u>89.87</u>	<u>24.63</u>
<u>\$ 19.56</u>	<u>\$ 2.36</u>	<u>\$ 173.15</u>	<u>\$ 151.52</u>	<u>\$ 0.87</u>	<u>\$ 89.87</u>	<u>\$ 24.63</u>

UNAUDITED

TEXAS PUBLIC FINANCE AUTHORITY (347)
 EXHIBIT C-1 - Combining Balance Sheet - Debt Service Funds continued
 August 31, 2014

	Bldg Rev Bnd Int & Sinking Series 06 (7330) U/F (7330)	Bldg Rev Bnd Int & Sinking Series 07 (7334) U/F (7334)	Bldg Rev Bnd Int & Sinking Ref Series 08 (7339) U/F (7339)	Bldg Rev Bnd Int & Sinking Ref Series 07 (7515) U/F (7515)	Totals
ASSETS					
Cash and Temporary Investments:					
Cash in State Treasury	\$ 24.00	\$ 50.04	\$ 1.19	\$ 0.07	\$ 5,141,541.22
Cash in Bank					0.00
Investments					0.00
Receivables:					
Due From Other Agencies					0.00
Due From Other Funds					0.00
TOTAL ASSETS	<u>\$ 24.00</u>	<u>\$ 50.04</u>	<u>\$ 1.19</u>	<u>\$ 0.07</u>	<u>\$ 5,141,541.22</u>
LIABILITIES					
Payables:					
Accounts Payable	\$	\$	\$	\$	0.00
Payroll Payable					0.00
Other Payable					0.00
Due to Other Agencies					0.00
Due to Other Funds					0.00
TOTAL LIABILITIES	<u>0.00</u>	<u>0.00</u>	<u>0.00</u>	<u>0.00</u>	<u>0.00</u>
FUND EQUITY					
FUND BALANCES (DEFICITS):					
Unreserved					0.00
Designated For:					0.00
Debt Service	<u>24.00</u>	<u>50.04</u>	<u>1.19</u>	<u>0.07</u>	<u>5,141,541.22</u>
TOTAL FUND EQUITY	<u>24.00</u>	<u>50.04</u>	<u>1.19</u>	<u>0.07</u>	<u>5,141,541.22</u>
TOTAL LIABILITIES & FUND EQUITY	<u>\$ 24.00</u>	<u>\$ 50.04</u>	<u>\$ 1.19</u>	<u>\$ 0.07</u>	<u>\$ 5,141,541.22</u>

The accompanying notes to the financial statements are an integral part of this financial statement.

THIS PAGE INTENTIONALLY LEFT BLANK

UNAUDITED

TEXAS PUBLIC FINANCE AUTHORITY (347)
 EXHIBIT C-2 - Combining Statement of Revenues, Expenditures, and Changes in Fund Balances - Debt Service Funds
 For the fiscal year ended August 31, 2014

	Gen Oblig Bnd Int & Sinking Ref Ser 92 (0409) U/F (0409)	Bldg Rev Bds Cap Int Ref. Series 90 (0651) U/F (0651)	Gen Oblig Bds Int & Sinking Ser 92B (0717) U/F (0717)	Gen Oblig Bds Int & Sinking Ref Ser 92 (0720) U/F (0720)	MLPP CP Int & Sinking Ser B (0733) U/F (0733)
REVENUES:					
Interest and Investment Income	\$ 0.00	\$ 569.85	\$ 5.72	\$ 0.00	\$ 19,875.39
Federal Revenue					
Other Revenues					
TOTAL REVENUES	<u>0.00</u>	<u>569.85</u>	<u>5.72</u>	<u>0.00</u>	<u>19,875.39</u>
EXPENDITURES:					
Professional Fees & Services					
Materials and Supplies					
Claims & Judgments					
Other Operating Expenditures					
Debt Service:					
General Obligation Debt					
Principal on G.O. Commercial Paper					
Interest on G.O. Commercial Paper					
Principal on General Obligation Bonds	1,470,000.00				0.00
Interest on General Obligation Bonds	359,925.00				0.00
Revenue Debt					
Principal on MLPP Commercial Paper					5,065,000.00
Interest on MLPP Commercial Paper					63,260.60
Principal on Revenue Bonds		15,605,000.00			
Interest on Revenue Bonds		894,166.51			
Capital Outlay					
Other Financing Fees					
TOTAL EXPENDITURES	<u>1,829,925.00</u>	<u>16,499,166.51</u>	<u>0.00</u>	<u>0.00</u>	<u>5,128,260.60</u>
EXCESS OF REVENUES OVER EXPENDITURES	<u>(1,829,925.00)</u>	<u>(16,498,596.66)</u>	<u>5.72</u>	<u>0.00</u>	<u>(5,108,385.21)</u>
OTHER FINANCING SOURCES (USES):					
Total Intra-agency Transfers In	1,829,854.16	15,604,648.61			9,237,538.37
Total Intra-agency Transfers (Out)	(732,847.42)				(4,138,904.79)
Bond & Note Proceeds					
Sale of Bonds	\$	\$ 894,166.51	\$	\$	\$
Sale of Buildings					
Premium on Bond Issue					
Purchase Repo					
Net Bond Proceeds	0.00	894,166.51	0.00	0.00	0.00
Insurance Recoveries					
Bond Proceeds for Refunding					
Payment to Escrow for Refunding					
Legislative Transfers In					
Legislative Transfers Out					
Total Interagency Transfers In	732,918.26				
Total Interagency Transfers (Out)					
TOTAL OTHER FINANCING SOURCES (USES)	<u>1,829,925.00</u>	<u>16,498,815.12</u>	<u>0.00</u>	<u>0.00</u>	<u>5,098,633.58</u>
EXCESS OF REVENUE & OTHER FINANCING SOURCES OVER (UNDER) EXPENDITURES & OTHER FINANCING USES	0.00	218.46	5.72	0.00	(9,751.63)
FUND BALANCES - September 1, 2013	\$ 0.00	\$ 351.39	\$ 1,466.23	\$ 0.00	\$ 5,125,930.21
Restatements					
FUND BALANCES - September 1, 2013 as Restated	0.00	351.39	1,466.23	0.00	5,125,930.21
Residual Equity Transfer In (Out)					
Changes in Fund Equity					
FUND BALANCES - August 31, 2014	<u>\$ 0.00</u>	<u>\$ 569.85</u>	<u>\$ 1,471.95</u>	<u>\$ 0.00</u>	<u>\$ 5,116,178.58</u>

The accompanying notes to the financial statements are an integral part of this financial statement.

UNAUDITED

Gen Oblig Bnd Int & Sinking Ref Ser 97 (7003) U/F (7003)	Gen Oblig Bnd Int & Sinking Ref Ser 98B (7005) U/F (7005)	Gen Oblig Bnd Int & Sinking Ref Ser 01A (7007) U/F (7007)	Gen Oblig Bnd Int & Sinking Ref Ser 02 (7010) U/F (7010)	Gen Oblig CP Int & Sinking Ser 02A (7013) U/F (7013)	Gen Oblig CP Int & Sinking Ser 02B (7015) U/F (7015)	Gen Oblig Bnd Int & Sinking Ref Ser 03 (7017) U/F (7017)
\$ 1,353.06	\$ 1,820.64	\$ 0.00	\$ 4.43	\$ 15.97	\$ 30.31	\$ 98.39
<u>1,353.06</u>	<u>1,820.64</u>	<u>0.00</u>	<u>4.43</u>	<u>15.97</u>	<u>30.31</u>	<u>98.39</u>
				18,941.07	45,025.36	
				4,963.84	15,777.53	
35,985,000.00	48,560,000.00		0.00			2,050,000.00
4,097,576.08	277,811.76		0.00			585,918.75
				22,084.85	64,218.73	
<u>40,082,576.08</u>	<u>48,837,811.76</u>	<u>0.00</u>	<u>0.00</u>	<u>45,989.76</u>	<u>125,021.62</u>	<u>2,635,918.75</u>
<u>(40,081,223.02)</u>	<u>(48,835,991.12)</u>	<u>0.00</u>	<u>4.43</u>	<u>(45,973.79)</u>	<u>(124,991.31)</u>	<u>(2,635,820.36)</u>
35,973,305.38	48,555,303.59		0.00	540,449.05	1,260,786.92	2,635,899.01
\$ 4,097,576.08	\$ 277,811.76	\$	\$	\$	\$	\$
				978,873.05	2,846,559.40	
<u>4,097,576.08</u>	<u>277,811.76</u>	<u>0.00</u>	<u>0.00</u>	<u>978,873.05</u>	<u>2,846,559.40</u>	<u>0.00</u>
				6,546,746.91	19,021,021.36	
				(8,003,535.11)	(23,003,362.03)	
<u>40,070,881.46</u>	<u>48,833,115.35</u>	<u>0.00</u>	<u>0.00</u>	<u>62,533.90</u>	<u>125,005.65</u>	<u>2,635,899.01</u>
(10,341.56)	(2,875.77)	0.00	4.43	16,560.11	14.34	78.65
\$ 11,694.62	\$ 4,696.41	\$ 0.00	\$ 1,309.62	\$ 0.60	\$ 0.83	\$ 19.74
<u>11,694.62</u>	<u>4,696.41</u>	<u>0.00</u>	<u>1,309.62</u>	<u>0.60</u>	<u>0.83</u>	<u>19.74</u>
\$ 1,353.06	\$ 1,820.64	\$ 0.00	\$ 1,314.05	\$ 16,560.71	\$ 15.17	\$ 98.39

UNAUDITED

TEXAS PUBLIC FINANCE AUTHORITY (347)
 EXHIBIT C-2 - Combining Statement of Revenues, Expenditures, and Changes in Fund Balances - Debt Service Funds
 For the fiscal year ended August 31, 2014

	Gen Oblig Bnd Int & Sinking Ref Ser 03A (7019) U/F (7019)	Gen Oblig Bnd Int & Sinking Ser 2007 A-1 (7022) U/F (7022)	Gen Oblig Bnd Int & Sinking Ref Ser 06A (7023) U/F (7023)	Gen Oblig Bnd Int & Sinking Ref Ser 06B (7024) U/F (7024)	Gen Oblig Bnd Int & Sinking Ser 2007 A-2 7026 U/F (7026)
REVENUES:					
Interest and Investment Income	\$ 190.53	\$ 0.00	\$ 185.17	\$ 44.24	\$ 0.00
Federal Revenue					
Other Revenues					
TOTAL REVENUES	190.53	0.00	185.17	44.24	0.00
EXPENDITURES:					
Professional Fees & Services					
Materials and Supplies					
Claims & Judgments					
Other Operating Expenditures					
Debt Service:					
General Obligation Debt					
Principal on G.O. Commercial Paper					
Interest on G.O. Commercial Paper					
Principal on General Obligation Bonds	2,890,000.00		0.00	0.00	
Interest on General Obligation Bonds	2,202,406.25		4,921,250.00	1,175,950.00	
Revenue Debt					
Principal on MLPP Commercial Paper					
Interest on MLPP Commercial Paper					
Principal on Revenue Bonds					
Interest on Revenue Bonds					
Capital Outlay					
Other Financing Fees					
TOTAL EXPENDITURES	5,092,406.25	0.00	4,921,250.00	1,175,950.00	0.00
EXCESS OF REVENUES OVER EXPENDITURES	(5,092,215.72)	0.00	(4,921,064.83)	(1,175,905.76)	0.00
OTHER FINANCING SOURCES (USES):					
Total Intra-agency Transfers In	5,092,196.14	0.00	4,921,074.97	1,175,908.26	0.00
Total Intra-agency Transfers (Out)					
Bond & Note Proceeds					
Sale of Bonds	\$	\$	\$	\$	\$
Sale of Buildings					
Premium on Bond Issue					
Purchase Repo					
Net Bond Proceeds	0.00	0.00	0.00	0.00	0.00
Insurance Recoveries					
Bond Proceeds for Refunding					
Payment to Escrow for Refunding					
Legislative Transfers In					
Legislative Transfers Out					
Total Interagency Transfers In					
Total Interagency Transfers (Out)					
TOTAL OTHER FINANCING SOURCES (USES)	5,092,196.14	0.00	4,921,074.97	1,175,908.26	0.00
EXCESS OF REVENUE & OTHER FINANCING SOURCES OVER (UNDER) EXPENDITURES & OTHER FINANCING USES	(19.58)	0.00	10.14	2.50	0.00
FUND BALANCES - September 1, 2013	\$ 48.51	\$	\$ 83.19	\$ 19.80	\$ 0.00
Restatements					
FUND BALANCES - September 1, 2013 as Restated	48.51	0.00	83.19	19.80	0.00
Residual Equity Transfer In (Out)					
Changes In Fund Equity					
FUND BALANCES - August 31, 2014	\$ 28.93	\$ 0.00	\$ 93.33	\$ 22.30	\$ 0.00

The accompanying notes to the financial statements are an integral part of this financial statement.

UNAUDITED

Gen Oblig Bnd Int & Sinking Ref Ser 06B (7027) U/F (7027)	Gen Oblig Bnd Int & Sinking Ref Ser 2007 (7030) U/F (7030)	Gen Oblig Bnd Int & Sinking Ref Ser 2008 (7031) U/F (7031)	Gen Oblig CP Int & Sinking Ser 08 (7033) U/F (7033)	Gen Oblig Bnd Int & Sinking Ref Ser 2008A (7039) U/F (7039)	Gen Oblig Bnd Int & Sinking Ser 2009B (7040) U/F (7040)	Gen Oblig CP Int & Sinking Ser A & B (7042) U/F (7042)
\$ 0.00	\$ 292.54	37.19	\$ 145.51	\$ 271.46	\$ 483.57	\$ 302.74
					3,367,949.60	
<u>0.00</u>	<u>292.54</u>	<u>37.19</u>	<u>145.51</u>	<u>271.46</u>	<u>3,368,433.17</u>	<u>302.74</u>
			413,430.06			309,361.17
			201,887.06			222,872.10
	4,530,000.00			2,890,000.00		
	3,281,500.00	988,250.00		4,347,525.00	10,453,789.46	
			797,943.09			811,054.12
<u>0.00</u>	<u>7,811,500.00</u>	<u>988,250.00</u>	<u>1,413,260.21</u>	<u>7,237,525.00</u>	<u>10,453,789.46</u>	<u>1,343,287.39</u>
<u>0.00</u>	<u>(7,811,207.46)</u>	<u>(988,212.81)</u>	<u>(1,413,114.70)</u>	<u>(7,237,253.54)</u>	<u>(7,085,356.29)</u>	<u>(1,342,984.65)</u>
<u>0.00</u>	<u>7,811,210.33</u>	<u>988,213.85</u>	<u>5,315,242.46</u>	<u>7,237,260.68</u>	<u>7,085,004.19</u>	<u>6,269,047.01</u>
\$	\$	\$	\$	\$	\$	\$
			33,221,282.55			
<u>0.00</u>	<u>0.00</u>	<u>0.00</u>	<u>33,221,282.55</u>	<u>0.00</u>	<u>0.00</u>	<u>0.00</u>
			233,019,763.41			232,954,000.00
			(270,143,102.87)			(237,879,999.99)
<u>0.00</u>	<u>7,811,210.33</u>	<u>988,213.85</u>	<u>1,413,185.55</u>	<u>7,237,260.68</u>	<u>7,085,004.19</u>	<u>1,343,047.02</u>
0.00	2.87	1.04	70.85	7.14	(352.10)	62.37
\$	\$ 57.21	\$ 17.71	\$ 1.68	\$ 74.22	\$ 608.98	\$ 11.16
<u>0.00</u>	<u>57.21</u>	<u>17.71</u>	<u>1.68</u>	<u>74.22</u>	<u>608.98</u>	<u>11.16</u>
\$ <u>0.00</u>	\$ <u>60.08</u>	\$ <u>18.75</u>	\$ <u>72.53</u>	\$ <u>81.36</u>	\$ <u>256.88</u>	\$ <u>73.53</u>

UNAUDITED

TEXAS PUBLIC FINANCE AUTHORITY (347)
 EXHIBIT C-2 - Combining Statement of Revenues, Expenditures, and Changes in Fund Balances - Debt Service Funds
 For the fiscal year ended August 31, 2014

	Gen Oblig Bnd Int & Sinking Ref Ser 09A (7045) U/F (7045)	Gen Oblig Bnd Int & Sinking Ref Ser 10 (7048) U/F (7048)	Gen Oblig Bnd Int & Sinking Ref Ser 11 (7049) U/F (7049)	Gen Oblig Bnd Int & Sinking Ref Ser 11 Taxable (7051) U/F (7051)	Gen Oblig Bnd Int & Sinking GO Ref Ser 2013 (7053) U/F (7053)
REVENUES:					
Interest and Investment Income	\$ 1,259.28	\$ 1,876.36	\$ 471.72	\$ 998.30	\$ 19.56
Federal Revenue					
Other Revenues					
TOTAL REVENUES	<u>1,259.28</u>	<u>1,876.36</u>	<u>471.72</u>	<u>998.30</u>	<u>19.56</u>
EXPENDITURES:					
Professional Fees & Services					
Materials and Supplies					
Claims & Judgments					
Other Operating Expenditures					
Debt Service:					
General Obligation Debt					
Principal on G.O. Commercial Paper					
Interest on G.O. Commercial Paper					
Principal on General Obligation Bonds	24,975,000.00	34,440,000.00	9,255,000.00	14,755,000.00	0.00
Interest on General Obligation Bonds	8,652,737.50	15,623,475.00	15,721,050.00	9,955,994.02	1,215,000.21
Revenue Debt					
Principal on MLPP Commercial Paper					
Interest on MLPP Commercial Paper					
Principal on Revenue Bonds					
Interest on Revenue Bonds					
Capital Outlay					
Other Financing Fees					198,120.89
TOTAL EXPENDITURES	<u>33,627,737.50</u>	<u>50,063,475.00</u>	<u>24,976,050.00</u>	<u>24,710,994.02</u>	<u>1,413,121.10</u>
EXCESS OF REVENUES OVER EXPENDITURES	<u>(33,626,478.22)</u>	<u>(50,061,598.64)</u>	<u>(24,975,578.28)</u>	<u>(24,709,995.72)</u>	<u>(1,413,101.54)</u>
OTHER FINANCING SOURCES (USES):					
Total Intra-agency Transfers In	33,626,475.40	50,061,601.50	24,975,605.40	24,566,621.98	515,518.61
Total Intra-agency Transfers (Out)					
Bond & Note Proceeds					
Sale of Bonds	\$	\$	\$	\$	\$
Sale of Buildings					
Premium on Bond Issue					5,649,105.05
Purchase Repo					
Net Bond Proceeds	0.00	0.00	0.00	0.00	5,649,105.05
Insurance Recoveries					
Bond Proceeds for Refunding					40,118,497.44
Payment to Escrow for Refunding					(44,870,000.00)
Legislative Transfers In					
Legislative Transfers Out					
Total Interagency Transfers In					
Total Interagency Transfers (Out)					
TOTAL OTHER FINANCING SOURCES (USES)	<u>33,626,475.40</u>	<u>50,061,601.50</u>	<u>24,975,605.40</u>	<u>24,566,621.98</u>	<u>1,413,121.10</u>
EXCESS OF REVENUE & OTHER FINANCING SOURCES OVER (UNDER) EXPENDITURES & OTHER FINANCING USES	<u>(2.82)</u>	<u>2.86</u>	<u>27.12</u>	<u>(143,373.74)</u>	<u>19.56</u>
FUND BALANCES - September 1, 2013	\$ 156.14	\$ 277.72	\$ 267.98	\$ 143,558.61	\$ 0.00
Restatements					
FUND BALANCES - September 1, 2013 as Restated	<u>156.14</u>	<u>277.72</u>	<u>267.98</u>	<u>143,558.61</u>	<u>0.00</u>
Residual Equity Transfer In (Out)					
Changes In Fund Equity					
FUND BALANCES - August 31, 2014	<u>\$ 153.32</u>	<u>\$ 280.58</u>	<u>\$ 295.10</u>	<u>\$ 184.87</u>	<u>\$ 19.56</u>

The accompanying notes to the financial statements are an integral part of this financial statement.

UNAUDITED

Bldg Rev Bnd Int & Sinking Ser 97B,99A, (7310) U/F (7310)	Bldg Rev Bnd Int & Sinking Series 98 (7311) U/F (7311)	Bldg Rev Bnd Int & Sinking Series 00A (7320) U/F (7320)	Bldg Rev Bnd Int & Sinking Series 02 (7326) U/F (7326)	Bldg Rev Bnd Int & Sinking Series 04 (7327) U/F (7327)	Bldg Rev Bnd Int & Sinking Series 05 (7329) U/F (7329)	Bldg Rev Bnd Int & Sinking Series 06 (7330) U/F (7330)
\$ 15.71	\$ 0.00	\$ 0.00	\$ 37.49	\$ 1,905.18	\$ 35.21	\$ 24.00
<u>15.71</u>	<u>0.00</u>	<u>0.00</u>	<u>37.49</u>	<u>1,905.18</u>	<u>35.21</u>	<u>24.00</u>
155,000.00			910,000.00	22,260,000.00	1,870,000.00	460,000.00
418,475.00			171,655.00	4,456,800.00	580,468.76	296,469.00
<u>573,475.00</u>	<u>0.00</u>	<u>0.00</u>	<u>1,081,655.00</u>	<u>26,716,800.00</u>	<u>2,450,468.76</u>	<u>756,469.00</u>
<u>(573,459.29)</u>	<u>0.00</u>	<u>0.00</u>	<u>(1,081,617.51)</u>	<u>(26,714,894.82)</u>	<u>(2,450,433.55)</u>	<u>(756,445.00)</u>
573,457.53			1,081,616.53	20,335,922.01	2,450,416.17	
\$	\$	\$	\$	\$	\$	\$
0.00	0.00	0.00	0.00	0.00	0.00	0.00
				6,378,912.40		756,466.00
<u>573,457.53</u>	<u>0.00</u>	<u>0.00</u>	<u>1,081,616.53</u>	<u>26,714,834.41</u>	<u>2,450,416.17</u>	<u>756,466.00</u>
(1.76)	0.00	0.00	(0.98)	(60.41)	(17.38)	21.00
\$ 4.12	\$ 173.15	\$ 151.52	\$ 1.85	\$ 150.28	\$ 42.01	\$ 3.00
<u>4.12</u>	<u>173.15</u>	<u>151.52</u>	<u>1.85</u>	<u>150.28</u>	<u>42.01</u>	<u>3.00</u>
\$ <u>2.36</u>	\$ <u>173.15</u>	\$ <u>151.52</u>	\$ <u>0.87</u>	\$ <u>89.87</u>	\$ <u>24.63</u>	\$ <u>24.00</u>

UNAUDITED

TEXAS PUBLIC FINANCE AUTHORITY (347)
 EXHIBIT C-2 - Combining Statement of Revenues, Expenditures, and Changes in Fund Balances - Debt Service Funds
 For the fiscal year ended August 31, 2014

	Bldg Rev Bnd Int & Sinking Series 07 (7334) U/F (7334)	Bldg Rev Bnd Int & Sinking Series 07 (7339) U/F (7339)	Bldg Rev Bnd Int & Sinking Series 07 (7515) U/F (7515)	Totals
REVENUES:				
Interest and Investment Income	\$ 0.00	\$ 66.52	\$ 170.00	\$ 32,606.04
Federal Revenue				3,367,949.60
Other Revenues				0.00
TOTAL REVENUES	0.00	66.52	170.00	3,400,555.64
EXPENDITURES:				
Professional Fees & Services				786,757.66
Materials and Supplies				0.00
Claims & Judgments				0.00
Other Operating Expenditures				0.00
Debt Service:				
General Obligation Debt				0.00
Principal on G.O. Commercial Paper				0.00
Interest on G.O. Commercial Paper				445,500.53
Principal on General Obligation Bonds				181,800,000.00
Interest on General Obligation Bonds				83,860,159.03
Revenue Debt				
Principal on MLPP Commercial Paper				5,065,000.00
Interest on MLPP Commercial Paper				63,260.60
Principal on Revenue Bonds	0.00	1,655,000.00	4,555,000.00	47,470,000.00
Interest on Revenue Bonds	0.00	243,175.00	114,975.00	7,176,184.27
Capital Outlay				0.00
Other Financing Fees				1,893,421.68
TOTAL EXPENDITURES	0.00	1,898,175.00	4,669,975.00	328,560,283.77
EXCESS OF REVENUES OVER EXPENDITURES	0.00	(1,898,108.48)	(4,669,805.00)	(325,159,728.13)
OTHER FINANCING SOURCES (USES):				
Total Intra-agency Transfers In		1,898,106.98		321,618,285.09
Total Intra-agency Transfers (Out)				(4,871,752.21)
Bond & Note Proceeds				
Sale of Bonds	\$	\$	\$	\$ 5,269,554.35
Sale of Buildings				0.00
Premium on Bond Issue				42,695,820.05
Purchase Repo				0.00
Net Bond Proceeds	0.00	0.00	0.00	47,965,374.40
Insurance Recoveries				0.00
Bond Proceeds for Refunding				531,660,029.12
Payment to Escrow for Refunding				(583,900,000.00)
Legislative Transfers In				0.00
Legislative Transfers Out				0.00
Total Interagency Transfers In			4,669,802.95	12,538,099.61
Total Interagency Transfers (Out)				0.00
TOTAL OTHER FINANCING SOURCES (USES)	0.00	1,898,106.98	4,669,802.95	325,010,036.01
EXCESS OF REVENUE & OTHER FINANCING SOURCES OVER (UNDER) EXPENDITURES & OTHER FINANCING USES	0.00	(1.50)	(2.05)	(149,692.12)
FUND BALANCES - September 1, 2013	\$ 50.04	\$ 2.69	\$ 2.12	\$ 5,291,233.34
Restatements				0.00
0	50.04	2.69	2.12	5,291,233.34
Residual Equity Transfer In (Out)				0.00
Changes in Fund Equity				0.00
FUND BALANCES - August 31, 2014	\$ 50.04	\$ 1.19	\$ 0.07	\$ 5,141,541.22

The accompanying notes to the financial statements are an integral part of this financial statement.

THIS PAGE INTENTIONALLY LEFT BLANK

UNAUDITED

TEXAS PUBLIC FINANCE AUTHORITY (347)
 EXHIBIT D-1 - Combining Balance Sheet - Capital Project Funds
 August 31, 2014

	Bldg Rev Bds Admin Fund Txble Ser 91 (0698) U/F (0698)	MLPP C.P. Project Ser B (0735) U/F (0735)	Gen Oblig Bds Trust Ref Ser 92 (0748) U/F (0748)	Gen Oblig C.P. Rebate Ser 02B (7020) U/F (7020)	Gen Oblig C.P. Rebate Ser 02A (7021) U/F (7021)
ASSETS					
Cash and Temporary Investments:					
Cash in State Treasury	\$ 0.00	\$ 1,925,994.10	\$ 0.00	\$ 146,142.38	\$ 7.01
Travel Cash in Bank					
Investments					
Receivables:					
Due From Other Agencies					
Accounts Receivable					
Due From Other Funds					
Inventories:					
Consumable Inventories		5,036.03			
TOTAL ASSETS	<u>\$ 0.00</u>	<u>\$ 1,931,030.13</u>	<u>\$ 0.00</u>	<u>\$ 146,142.38</u>	<u>\$ 7.01</u>
LIABILITIES					
Payables:					
Accounts Payable	\$	\$ 8,249.33	\$	\$	\$
Payroll Payable					
Other Payable					
Due To Other Agencies					
TOTAL LIABILITIES	<u>0.00</u>	<u>8,249.33</u>	<u>0.00</u>	<u>0.00</u>	<u>0.00</u>
FUND EQUITY					
FUND BALANCES (DEFICITS):					
Reserved For:					
Encumbrances					
Inventories		5,036.03			
Other-Funds Held for Rebate					
Other-Restricted		1,917,744.77		146,142.38	7.01
Consolidated Funds					
Section 110 Budget Reduction					
Fund Balance Reserved for Encumbrances					
TOTAL FUND EQUITY	<u>0.00</u>	<u>1,922,780.80</u>	<u>0.00</u>	<u>146,142.38</u>	<u>7.01</u>
TOTAL LIABILITIES & FUND EQUITY	<u>\$ 0.00</u>	<u>\$ 1,931,030.13</u>	<u>\$ 0.00</u>	<u>\$ 146,142.38</u>	<u>\$ 7.01</u>

The accompanying notes to the financial statements are an integral part of this financial statement.

UNAUDITED

Gen Oblig C.P. Rebate Ser 08 (7035) U/F (7035)	Gen Oblig Bds Rebate Ref Ser 06A (7036) U/F (7036)	Gen Oblig Bds Rebate Ser A & B (7044) U/F (7044)	Gen Oblig Bds COI Ref Ser 11 (7050) U/F (7050)	Gen Oblig Bds COI Ref Txble Ser 11 (7052) U/F (7052)	Gen Oblig Bds COI Ref Txble Ser 11 (7054) U/F (7054)	Gen Oblig Bds COI Ref Txble Ser 11 (7055) U/F (7055)
\$ 7.43	\$ 0.00	\$ 9.46	\$ 0.00	\$ 0.00	\$ 35,715.66	\$ 212,089.48
<u>7.43</u>	<u>0.00</u>	<u>9.46</u>	<u>0.00</u>	<u>0.00</u>	<u>35,715.66</u>	<u>212,089.48</u>
\$ 7.43	\$ 0.00	\$ 9.46	\$ 0.00	\$ 0.00	\$ 35,715.66	\$ 212,089.48
0.00	0.00	0.00	0.00	0.00	0.00	0.00
7.43		9.46			35,715.66	212,089.48
<u>7.43</u>	<u>0.00</u>	<u>9.46</u>	<u>0.00</u>	<u>0.00</u>	<u>35,715.66</u>	<u>212,089.48</u>
<u>\$ 7.43</u>	<u>\$ 0.00</u>	<u>\$ 9.46</u>	<u>\$ 0.00</u>	<u>\$ 0.00</u>	<u>\$ 35,715.66</u>	<u>\$ 212,089.48</u>

UNAUDITED

TEXAS PUBLIC FINANCE AUTHORITY (347)
 EXHIBIT D-1 - Combining Balance Sheet - Capital Project Funds
 August 31, 2014

	Gen Oblig Bds COI Ref Txble Ser 11 (7057) U/F (7057)	Gen Oblig C.P. Project Ser 02A (7201) U/F (7201)	Bldg Rev Bds Project Ser 00A (7206) U/F (7206)	Gen Oblig Bds Project Ser 07 (7207) U/F (7207)	Gen Oblig Bds Project Ref Ser 08A (7209) U/F (7209)
ASSETS					
Cash and Temporary Investments:					
Cash in State Treasury	\$ 225,618.68	\$ 5,953.29	\$ 0.00	\$ 501,878.57	\$ 756,220.16
Travel Cash in Bank					
Investments					
Receivables:					
Due From Other Agencies					
Accounts Receivable					
Due From Other Funds					
Inventories:					
Consumable Inventories					
TOTAL ASSETS	<u>\$ 225,618.68</u>	<u>\$ 5,953.29</u>	<u>\$ 0.00</u>	<u>\$ 501,878.57</u>	<u>\$ 756,220.16</u>
LIABILITIES					
Payables:					
Accounts Payable	\$	\$	\$	\$	\$
Payroll Payable					
Other Payable					
Due To Other Agencies				136,366.65	0.00
TOTAL LIABILITIES	<u>0.00</u>	<u>0.00</u>	<u>0.00</u>	<u>136,366.65</u>	<u>0.00</u>
FUND EQUITY					
FUND BALANCES (DEFICITS):					
Reserved For:					
Encumbrances					
Inventories					
Other-Funds Held for Rebate					
Other-Restricted	225,618.68	5,953.29		365,511.92	756,220.16
Consolidated Funds					
Section 110 Budget Reduction					
Fund Balance Reserved for Encumbrances					
TOTAL FUND EQUITY	<u>225,618.68</u>	<u>5,953.29</u>	<u>0.00</u>	<u>365,511.92</u>	<u>756,220.16</u>
TOTAL LIABILITIES & FUND EQUITY	<u>\$ 225,618.68</u>	<u>\$ 5,953.29</u>	<u>\$ 0.00</u>	<u>\$ 501,878.57</u>	<u>\$ 756,220.16</u>

The accompanying notes to the financial statements are an integral part of this financial statement.

UNAUDITED

Gen Oblig Bds Project Ser 09B (7210) U/F (7210)	Gen Oblig Bds Project Ser 09B (7211) U/F (7211)	Gen Oblig Bds Project Ser 09B (7212) U/F (7212)	Gen Oblig Bds Project Ser 09B (7213) U/F (7213)	Gen Oblig Bds Project Ser 09B (7214) U/F (7214)	Gen Oblig Bds Project Ser 11 (7215) U/F (7215)	Gen Oblig Bds Project Ser 11 (7216) U/F (7216)
\$ 137.45	\$ 1,709,305.05	\$ 160,785.95	\$ 11,372,194.76	\$ 283,871.24	\$ 2,539,657.86	\$ 3,070,004.84
<u>\$ 137.45</u>	<u>\$ 1,709,305.05</u>	<u>\$ 160,785.95</u>	<u>\$ 11,372,194.76</u>	<u>\$ 283,871.24</u>	<u>\$ 2,539,657.86</u>	<u>\$ 3,070,004.84</u>
\$	\$	\$	\$	\$	\$	\$
			3,266,143.60		109,479.87	1,477,075.77
<u>0.00</u>	<u>0.00</u>	<u>0.00</u>	<u>3,266,143.60</u>	<u>0.00</u>	<u>109,479.87</u>	<u>1,477,075.77</u>
137.45	1,709,305.05	160,785.95	8,106,051.16	283,871.24	2,430,177.99	1,592,929.07
<u>137.45</u>	<u>1,709,305.05</u>	<u>160,785.95</u>	<u>8,106,051.16</u>	<u>283,871.24</u>	<u>2,430,177.99</u>	<u>1,592,929.07</u>
<u>\$ 137.45</u>	<u>\$ 1,709,305.05</u>	<u>\$ 160,785.95</u>	<u>\$ 11,372,194.76</u>	<u>\$ 283,871.24</u>	<u>\$ 2,539,657.86</u>	<u>\$ 3,070,004.84</u>

UNAUDITED

TEXAS PUBLIC FINANCE AUTHORITY (347)
 EXHIBIT D-1 - Combining Balance Sheet - Capital Project Funds
 August 31, 2014

	Gen Oblig Bds Project Ser 11 (7217) U/F (7217)	Gen Oblig Bds Project Ser 11 (7218) U/F (7218)	Bldg Rev Bds Rebate Ser 05 (7333) U/F (7333)	Bldg Rev Bds Rebate Ser 07 (7338) U/F (7338)	Bldg Rev Bds Project Ser 07 (7514) U/F (7514)
ASSETS					
Cash and Temporary Investments:					
Cash in State Treasury	\$ 8,124,804.64	\$ 103,912.68	\$ 4,793.65	\$ 0.77	\$ 0.00
Travel Cash in Bank					
Investments					
Receivables:					
Due From Other Agencies					
Accounts Receivable					
Due From Other Funds					
Inventories:					
Consumable Inventories					
TOTAL ASSETS	<u>\$ 8,124,804.64</u>	<u>\$ 103,912.68</u>	<u>\$ 4,793.65</u>	<u>\$ 0.77</u>	<u>\$ 0.00</u>
LIABILITIES					
Payables:					
Accounts Payable	\$	\$	\$	\$	\$
Payroll Payable					
Other Payable					
Due To Other Agencies	7,841,922.41				
TOTAL LIABILITIES	<u>7,841,922.41</u>	<u>0.00</u>	<u>0.00</u>	<u>0.00</u>	<u>0.00</u>
FUND EQUITY					
FUND BALANCES (DEFICITS):					
Reserved For:					
Encumbrances					
Inventories					
Other-Funds Held for Rebate					
Other-Restricted	282,882.23	103,912.68	4,793.65	0.77	
Consolidated Funds					
Section 110 Budget Reduction					
Fund Balance Reserved for Encumbrances					
TOTAL FUND EQUITY	<u>282,882.23</u>	<u>103,912.68</u>	<u>4,793.65</u>	<u>0.77</u>	<u>0.00</u>
TOTAL LIABILITIES & FUND EQUITY	<u>\$ 8,124,804.64</u>	<u>\$ 103,912.68</u>	<u>\$ 4,793.65</u>	<u>\$ 0.77</u>	<u>\$ 0.00</u>

The accompanying notes to the financial statements are an integral part of this financial statement.

UNAUDITED

Gen Oblig C.P. Project Ser 02A (7615) U/F (7615)	Gen Oblig C.P. Project Ser 02A (7616) U/F (7616)	Gen Oblig C.P. Project Ser 02A (7617) U/F (7617)	Gen Oblig C.P. Project Ser 02A (7618) U/F (7618)	Gen Oblig C.P. Project Ser 02A (7619) U/F (7619)	Gen Oblig C.P. Project Ser 02A (7620) U/F (7620)	Gen Oblig C.P. Project Ser 02A (7623) U/F (7623)
\$ 326.91	\$ 2,220.02	\$ 2,221.82	\$ 715,953.45	\$ 0.00	\$ 8.61	\$ 302.77
<u>326.91</u>	<u>2,220.02</u>	<u>2,221.82</u>	<u>715,953.45</u>	<u>0.00</u>	<u>8.61</u>	<u>302.77</u>
\$	\$	\$	\$	\$	\$	\$
<u>0.00</u>	<u>0.00</u>	<u>0.00</u>	<u>0.00</u>	<u>0.00</u>	<u>0.00</u>	<u>0.00</u>
326.91	2,220.02	2,221.82	715,953.45		8.61	302.77
<u>326.91</u>	<u>2,220.02</u>	<u>2,221.82</u>	<u>715,953.45</u>	<u>0.00</u>	<u>8.61</u>	<u>302.77</u>
\$ <u>326.91</u>	\$ <u>2,220.02</u>	\$ <u>2,221.82</u>	\$ <u>715,953.45</u>	\$ <u>0.00</u>	\$ <u>8.61</u>	\$ <u>302.77</u>

UNAUDITED

TEXAS PUBLIC FINANCE AUTHORITY (347)
 EXHIBIT D-1 - Combining Balance Sheet - Capital Project Funds
 August 31, 2014

	Gen Oblig C.P. Project Ser 02A (7624) U/F (7624)	Gen Oblig C.P. Project Ser 02A (7626) U/F (7626)	Gen Oblig C.P. Project Ser 02A (7627) U/F (7627)	Gen Oblig C.P. Project Ser 02A (7628) U/F (7628)	Gen Oblig C.P. Project Ser 08 (7629) U/F (7629)
ASSETS					
Cash and Temporary Investments:					
Cash in State Treasury	\$ 26.65	\$ 95,120.65	\$ 2,186.09	\$ 63,322.11	\$ 1,329,597.50
Travel Cash in Bank					
Investments					
Receivables:					
Due From Other Agencies					
Accounts Receivable					
Due From Other Funds					
Inventories:					
Consumable Inventories					
TOTAL ASSETS	<u>\$ 26.65</u>	<u>\$ 95,120.65</u>	<u>\$ 2,186.09</u>	<u>\$ 63,322.11</u>	<u>\$ 1,329,597.50</u>
LIABILITIES					
Payables:					
Accounts Payable	\$	\$	\$	\$	\$
Payroll Payable					
Other Payable					
Due To Other Agencies				0.00	1,352,884.55
TOTAL LIABILITIES	<u>0.00</u>	<u>0.00</u>	<u>0.00</u>	<u>0.00</u>	<u>1,352,884.55</u>
FUND EQUITY					
FUND BALANCES (DEFICITS):					
Reserved For:					
Encumbrances					
Inventories					
Other-Funds Held for Rebate					
Other-Restricted	26.65	95,120.65	2,186.09	63,322.11	(23,287.05)
Consolidated Funds					
Section 110 Budget Reduction					
Fund Balance Reserved for Encumbrances					
TOTAL FUND EQUITY	<u>26.65</u>	<u>95,120.65</u>	<u>2,186.09</u>	<u>63,322.11</u>	<u>(23,287.05)</u>
TOTAL LIABILITIES & FUND EQUITY	<u>\$ 26.65</u>	<u>\$ 95,120.65</u>	<u>\$ 2,186.09</u>	<u>\$ 63,322.11</u>	<u>\$ 1,329,597.50</u>

The accompanying notes to the financial statements are an integral part of this financial statement.

UNAUDITED

Gen Oblig C.P. Project Ser 08 (7630) U/F (7630)	Gen Oblig C.P. Project Ser 08 (7631) U/F (7631)	Gen Oblig C.P. Project Ser 02A (7632) U/F (7632)	Gen Oblig C.P. Project Ser 08 (7633) U/F (7633)	Gen Oblig C.P. Project Ser 02A (7634) U/F (7634)	Gen Oblig C.P. Project Ser 08 (7635) U/F (7635)	Gen Oblig C.P. Project Ser 08 (7636) U/F (7636)
\$ 151.86	\$ 79.96	\$ 231,289.05	\$ 131,966.25	\$ 121,144.05	\$ 1,931,284.85	\$ 5,686,232.15
<u>151.86</u>	<u>79.96</u>	<u>231,289.05</u>	<u>131,966.25</u>	<u>121,144.05</u>	<u>1,931,284.85</u>	<u>5,686,232.15</u>
\$	\$	\$	\$	\$	\$	\$
0.00	0.00	14,841.05	113,872.00	0.00	3,040,370.44	1,501,601.17
<u>0.00</u>	<u>0.00</u>	<u>14,841.05</u>	<u>113,872.00</u>	<u>0.00</u>	<u>3,040,370.44</u>	<u>1,501,601.17</u>
151.86	79.96	216,448.00	18,094.25	121,144.05	(1,109,085.59)	4,184,630.98
<u>151.86</u>	<u>79.96</u>	<u>216,448.00</u>	<u>18,094.25</u>	<u>121,144.05</u>	<u>(1,109,085.59)</u>	<u>4,184,630.98</u>
\$ <u>151.86</u>	\$ <u>79.96</u>	\$ <u>231,289.05</u>	\$ <u>131,966.25</u>	\$ <u>121,144.05</u>	\$ <u>1,931,284.85</u>	\$ <u>5,686,232.15</u>

UNAUDITED

TEXAS PUBLIC FINANCE AUTHORITY (347)
 EXHIBIT D-1 - Combining Balance Sheet - Capital Project Funds
 August 31, 2014

	Gen Oblig C.P. Project Ser 08 (7637) U/F (7637)	Gen Oblig C.P. Project Ser 08 (7638) U/F (7638)	Gen Oblig C.P. Project Ser 02A (7640) U/F (7640)	Gen Oblig C.P. Project Ser 08 (7641) U/F (7641)	Gen Oblig C.P. Project Ser 08 (7642) U/F (7642)
ASSETS					
Cash and Temporary Investments:					
Cash in State Treasury	\$ 1,777,226.06	\$ 110,368.21	\$ 328,820.73	\$ 1,056,163.10	\$ 225.81
Travel Cash in Bank					
Investments					
Receivables:					
Due From Other Agencies					
Accounts Receivable					
Due From Other Funds					
Inventories:					
Consumable Inventories					
TOTAL ASSETS	<u>\$ 1,777,226.06</u>	<u>\$ 110,368.21</u>	<u>\$ 328,820.73</u>	<u>\$ 1,056,163.10</u>	<u>\$ 225.81</u>
LIABILITIES					
Payables:					
Accounts Payable	\$	\$	\$	\$	\$
Payroll Payable					
Other Payable					
Due To Other Agencies	0.00		207,639.55	821,336.11	
TOTAL LIABILITIES	<u>0.00</u>	<u>0.00</u>	<u>207,639.55</u>	<u>821,336.11</u>	<u>0.00</u>
FUND EQUITY					
FUND BALANCES (DEFICITS):					
Reserved For:					
Encumbrances					
Inventories					
Other-Funds Held for Rebate					
Other-Restricted	1,777,226.06	110,368.21	121,181.18	234,826.99	225.81
Consolidated Funds					
Section 110 Budget Reduction					
Fund Balance Reserved for Encumbrances					
TOTAL FUND EQUITY	<u>1,777,226.06</u>	<u>110,368.21</u>	<u>121,181.18</u>	<u>234,826.99</u>	<u>225.81</u>
TOTAL LIABILITIES & FUND EQUITY	<u>\$ 1,777,226.06</u>	<u>\$ 110,368.21</u>	<u>\$ 328,820.73</u>	<u>\$ 1,056,163.10</u>	<u>\$ 225.81</u>

The accompanying notes to the financial statements are an integral part of this financial statement.

UNAUDITED

Gen Oblig C.P. Project Ser 08 (7643) U/F (7643)	Gen Oblig C.P. Project Ser 08 (7644) U/F (7644)	Gen Oblig C.P. Project Ser 08 (7645) U/F (7645)	Gen Oblig C.P. Project Ser 08 (7646) U/F (7646)	Gen Oblig C.P. Project Ser 08 (7647) U/F (7647)	Gen Oblig C.P. Project Ser 08 (7648) U/F (7648)	Gen Oblig C.P. Project Ser 08 (7649) U/F (7649)
\$ 0.00	\$ 751,107.40	\$ 466,315.09	\$ 189,698.70	\$ 4,185,190.45	\$ 1,163,480.34	\$ 1,233,680.15
<u>0.00</u>	<u>751,107.40</u>	<u>466,315.09</u>	<u>189,698.70</u>	<u>4,185,190.45</u>	<u>1,163,480.34</u>	<u>1,233,680.15</u>
\$	\$	\$	\$	\$	\$	\$
0.00	4,950,124.73	265,618.07	92,491.57	9,117,215.61	493,099.39	
<u>0.00</u>	<u>4,950,124.73</u>	<u>265,618.07</u>	<u>92,491.57</u>	<u>9,117,215.61</u>	<u>493,099.39</u>	<u>0.00</u>
0.00	(4,199,017.33)	200,697.02	97,207.13	(4,932,025.16)	670,380.95	1,233,680.15
<u>0.00</u>	<u>(4,199,017.33)</u>	<u>200,697.02</u>	<u>97,207.13</u>	<u>(4,932,025.16)</u>	<u>670,380.95</u>	<u>1,233,680.15</u>
<u>\$ 0.00</u>	<u>\$ 751,107.40</u>	<u>\$ 466,315.09</u>	<u>\$ 189,698.70</u>	<u>\$ 4,185,190.45</u>	<u>\$ 1,163,480.34</u>	<u>\$ 1,233,680.15</u>

UNAUDITED

TEXAS PUBLIC FINANCE AUTHORITY (347)
 EXHIBIT D-1 - Combining Balance Sheet - Capital Project Funds
 August 31, 2014

	Gen Oblig C.P. Project Ser 08 (7650) U/F (7650)	Gen Oblig C.P. Project Ser 08 (7651) U/F (7651)	Gen Oblig C.P. Project Ser 08 (7652) U/F (7652)	Gen Oblig C.P. Project Ser 08 (7653) U/F (7653)	Gen Oblig C.P. Project Ser 08 (7654) U/F (7654)
ASSETS					
Cash and Temporary Investments:					
Cash in State Treasury	\$ 1,545,416.61	\$ 1,365,029.73	\$ 17,796,579.28	\$ 1,109,561.56	\$ 1,618,538.53
Travel Cash in Bank					
Investments					
Receivables:					
Due From Other Agencies					
Accounts Receivable					
Due From Other Funds					
Inventories:					
Consumable Inventories					
TOTAL ASSETS	<u>\$ 1,545,416.61</u>	<u>\$ 1,365,029.73</u>	<u>\$ 17,796,579.28</u>	<u>\$ 1,109,561.56</u>	<u>\$ 1,618,538.53</u>
LIABILITIES					
Payables:					
Accounts Payable	\$	\$	\$	\$	\$
Payroll Payable					
Other Payable					
Due To Other Agencies	11,390,773.65	142,486.84	29,274,634.91	971,251.95	3,645,773.12
TOTAL LIABILITIES	<u>11,390,773.65</u>	<u>142,486.84</u>	<u>29,274,634.91</u>	<u>971,251.95</u>	<u>3,645,773.12</u>
FUND EQUITY					
FUND BALANCES (DEFICITS):					
Reserved For:					
Encumbrances					
Inventories					
Other-Funds Held for Rebate					
Other-Restricted	(9,845,357.04)	1,222,542.89	(11,478,055.63)	138,309.61	(2,027,234.59)
Consolidated Funds					
Section 110 Budget Reduction					
Fund Balance Reserved for Encumbrances					
TOTAL FUND EQUITY	<u>(9,845,357.04)</u>	<u>1,222,542.89</u>	<u>(11,478,055.63)</u>	<u>138,309.61</u>	<u>(2,027,234.59)</u>
TOTAL LIABILITIES & FUND EQUITY	<u>\$ 1,545,416.61</u>	<u>\$ 1,365,029.73</u>	<u>\$ 17,796,579.28</u>	<u>\$ 1,109,561.56</u>	<u>\$ 1,618,538.53</u>

The accompanying notes to the financial statements are an integral part of this financial statement.

UNAUDITED

Gen Oblig C.P. Project Ser 08 (7655) U/F (7655)	Gen Oblig C.P. Project Ser 08 (7656) U/F (7656)	Gen Oblig C.P. Project Ser 08 (7657) U/F (7657)	Gen Oblig C.P. Project Ser 08 (7658) U/F (7658)	Gen Oblig C.P. Project Ser 08 (7659) U/F (7659)	Gen Oblig C.P. Project Ser 08 (7662) U/F (7662)	Totals
\$ 9,945,124.29	\$ 1,085,786.50	\$ 1,498,979.31	\$ 0.00	\$ 428,139.37	\$ 0.00	\$ 89,147,971.08
						0.00
						0.00
						0.00
						0.00
						0.00
						0.00
						0.00
						5,036.03
<u>\$ 9,945,124.29</u>	<u>\$ 1,085,786.50</u>	<u>\$ 1,498,979.31</u>	<u>\$ 0.00</u>	<u>\$ 428,139.37</u>	<u>\$ 0.00</u>	<u>\$ 89,153,007.11</u>
\$	\$	\$	\$	\$	\$	\$ 8,249.33
						0.00
						0.00
19,288,844.30	226,985.93	2,592,541.35	17,000,000.00	94,982.44	3,848,233.20	123,278,590.23
<u>19,288,844.30</u>	<u>226,985.93</u>	<u>2,592,541.35</u>	<u>17,000,000.00</u>	<u>94,982.44</u>	<u>3,848,233.20</u>	<u>123,286,839.56</u>
						0.00
						5,036.03
						0.00
(9,343,720.01)	858,800.57	(1,093,562.04)	(17,000,000.00)	333,156.93	(3,848,233.20)	(34,138,868.48)
						0.00
						0.00
						0.00
<u>(9,343,720.01)</u>	<u>858,800.57</u>	<u>(1,093,562.04)</u>	<u>(17,000,000.00)</u>	<u>333,156.93</u>	<u>(3,848,233.20)</u>	<u>(34,133,832.45)</u>
<u>\$ 9,945,124.29</u>	<u>\$ 1,085,786.50</u>	<u>\$ 1,498,979.31</u>	<u>\$ 0.00</u>	<u>\$ 428,139.37</u>	<u>\$ 0.00</u>	<u>\$ 89,153,007.11</u>

UNAUDITED

TEXAS PUBLIC FINANCE AUTHORITY (347)
 EXHIBIT D-2 - Combining Statement of Revenues, Expenditures, and Changes in Fund Balances - Capital Project Funds
 For the fiscal year ended August 31, 2014

	Bldg Rev Bds Project Txble Ser 91 (0698) U/F (0698)	MLPP C.P. Project Ser B (0735) U/F (0735)	Gen Oblig Bds Trust Ref Ser 92 (0748) U/F (0748)	Gen Oblig C.P. Rebate Ser 02B (7020) U/F (7020)	Gen Oblig C.P. Rebate Ser 02A (7021) U/F (7021)
REVENUES:					
Interest and Investment Income	\$	\$ 4,519.38	\$ 0.00	\$ 548.03	\$ 0.00
Federal Revenue					
Other Revenues		30.00		0.00	
TOTAL REVENUES	<u>0.00</u>	<u>4,549.38</u>	<u>0.00</u>	<u>548.03</u>	<u>0.00</u>
EXPENDITURES:					
Salaries and Wages		30.00			
Payroll Related Costs		357.41			
Professional Fees & Services		189,546.30			
Travel		(728.89)			
Materials and Supplies		(258.96)			
Communication and Utilities		(4,038.23)			
Repairs and Maintenance					
Rentals and Leases		242.75			
Printing and Reproduction					
Claims & Judgments					
Other Operating Expenditures		(68.08)			
Debt Service:					
Principal on Capital Leases					
Interest on Capital Leases					
Bond Paying Agent Fees					
Other Financing Fees					
Capital Outlay		21,261.24			
TOTAL EXPENDITURES	<u>0.00</u>	<u>206,343.54</u>	<u>0.00</u>	<u>0.00</u>	<u>0.00</u>
EXCESS OF REVENUES OVER EXPENDITURES	<u>0.00</u>	<u>(201,794.16)</u>	<u>0.00</u>	<u>548.03</u>	<u>0.00</u>
OTHER FINANCING SOURCES (USES):					
Total Intra-agency Transfers In				120,522.30	
Total Intra-agency Transfers (Out)	(1,000.00)	(2,718.74)		(120,522.30)	
Bond and Note Proceeds:					
Sale of Bonds	\$	\$ 2,210,000.00	\$	\$	\$
Commercial Paper Proceeds					
Premium on Bonds Issued					
Insurance Recoveries					
Original Issue Discount					
Net Bond and Note Proceeds	0.00	2,210,000.00	0.00	0.00	0.00
Gain on Sale of Investment					
Gain on Escrow Swap					
Net Change in Consumable Inventories					
Bond Proceeds for Refunding					
Payment to Escrow for Refunding					
Legislative Transfers In					
Legislative Transfers Out					
Total Interagency Transfers In		624,362.49			
Total Interagency Transfers (Out)		(2,105,672.37)			
Total Other Financing Sources (Uses)	<u>(1,000.00)</u>	<u>725,971.38</u>	<u>0.00</u>	<u>0.00</u>	<u>0.00</u>
EXCESS OF REVENUE & OTHER FINANCING SOURCES OVER (UNDER) EXPENDITURES & OTHER FINANCING USES	<u>(1,000.00)</u>	<u>524,177.22</u>	<u>0.00</u>	<u>548.03</u>	<u>0.00</u>
FUND BALANCES - September 1, 2013	\$ 1,000.00	\$ 1,398,603.58	\$ 0.00	\$ 145,594.35	\$ 7.01
Restatements					
Fund Balances, September 1, 2013, as Restated	\$ 1,000.00	\$ 1,398,603.58	\$ 0.00	\$ 145,594.35	\$ 7.01
Residual Equity Transfer In (Out)					
Reserved for Consumable Inventory					
FUND BALANCES - August 31, 2014	<u>\$ 0.00</u>	<u>\$ 1,922,780.80</u>	<u>\$ 0.00</u>	<u>\$ 146,142.38</u>	<u>\$ 7.01</u>

The accompanying notes to the financial statements are an integral part of this financial statement.

UNAUDITED

Gen Oblig C.P. Rebate Ser 08 (7035) U/F (7035)	Gen Oblig Bds Rebate Ref Ser 06A (7036) U/F (7036)	Gen Oblig Bds Rebate Ser A & B (7044) U/F (7044)	Gen Oblig Bds COI Ref Ser 11 (7050) U/F (7050)	Gen Oblig Bds COI Ref Txble Ser 11 (7052) U/F (7052)	Gen Oblig Bds COI Ref Taxable Ser13 (7054) U/F (7054)	Gen Oblig Bds COI Ref Ser 2014A (7055) U/F (7055)
\$ 0.28	\$ 0.00	\$ 0.00	\$ 0.00	\$ 0.00	\$ 270.75	\$ 72.67
<u>0.28</u>	<u>0.00</u>	<u>0.00</u>	<u>0.00</u>	<u>0.00</u>	<u>270.75</u>	<u>72.67</u>
3,500.00					212,749.94 1,709.41	123,448.59 1,615.04
					1,409.68	383.88
2.85					188.62	4.00
<u>3,502.85</u>	<u>0.00</u>	<u>0.00</u>	<u>0.00</u>	<u>0.00</u>	<u>216,057.65</u>	<u>125,451.51</u>
<u>(3,502.57)</u>	<u>0.00</u>	<u>0.00</u>	<u>0.00</u>	<u>0.00</u>	<u>(215,786.90)</u>	<u>(125,378.84)</u>
3,298.20						
\$	\$	\$	\$	\$	\$ 251,502.56	\$ 337,468.32
<u>0.00</u>	<u>0.00</u>	<u>0.00</u>	<u>0.00</u>	<u>0.00</u>	<u>251,502.56</u>	<u>337,468.32</u>
<u>3,298.20</u>	<u>0.00</u>	<u>0.00</u>	<u>0.00</u>	<u>0.00</u>	<u>251,502.56</u>	<u>337,468.32</u>
(204.37)	0.00	0.00	0.00	0.00	35,715.66	212,089.48
\$ 211.80	\$ 0.00	\$ 9.46	\$ 0.00	\$ 0.00	\$ 0.00	\$ 0.00
\$ 211.80	\$ 0.00	\$ 9.46	\$ 0.00	\$ 0.00	\$ 0.00	\$ 0.00
<u>7.43</u>	<u>0.00</u>	<u>9.46</u>	<u>0.00</u>	<u>0.00</u>	<u>35,715.66</u>	<u>212,089.48</u>

UNAUDITED

TEXAS PUBLIC FINANCE AUTHORITY (347)
 EXHIBIT D-2 - Combining Statement of Revenues, Expenditures, and Changes in Fund Balances - Capital Project Funds
 For the fiscal year ended August 31, 2014

	Gen Oblig Bds COI Ref Tax Ser 2014B (7057) U/F (7057)	Gen Oblig C.P. Project Series 2002A (7201) U/F (7201)	Gen Oblig Bds Project Ser 07 (7206) U/F (7206)	Gen Oblig Bds Project Ser 07 (7207) U/F (7207)	Gen Oblig Bds Project Ref Ser 08A (7209) U/F (7209)
REVENUES:					
Interest and Investment Income	\$ 70.17	\$ 22.43	\$ 0.00	\$ 1,875.45	\$ 2,842.43
Sales of Goods and Services					
Other Revenues					
TOTAL REVENUES	<u>70.17</u>	<u>22.43</u>	<u>0.00</u>	<u>1,875.45</u>	<u>2,842.43</u>
EXPENDITURES:					
Salaries and Wages					
Payroll Related Costs					
Professional Fees & Services	98,448.59			1,500.00	
Travel	1,615.03				
Materials and Supplies					
Communication and Utilities					
Repairs and Maintenance					
Rentals and Leases					
Printing and Reproduction	383.87				
Claims & Judgments					
Other Operating Expenditures	4.00			5.59	
Debt Service:					
Principal on Capital Leases					
Interest on Capital Leases					
Bond Paying Agent Fees					
Interest - Reverse Repurchase Agreement					
Capital Outlay					
TOTAL EXPENDITURES	<u>100,451.49</u>	<u>0.00</u>	<u>0.00</u>	<u>1,505.59</u>	<u>0.00</u>
EXCESS OF REVENUES OVER EXPENDITURES	<u>(100,381.32)</u>	<u>22.43</u>	<u>0.00</u>	<u>369.86</u>	<u>2,842.43</u>
OTHER FINANCING SOURCES (USES):					
Total Intra-agency Transfers In		3,701.27			
Total Intra-agency Transfers (Out)		(3,701.27)			
Bond and Note Proceeds:					
Sale of Bonds	\$ 326,000.00	\$	\$	\$	\$
Commercial Paper Proceeds					
Premium on Bonds Issued					
Insurance Recoveries					
Original Issue Discount					
Net Bond and Note Proceeds	326,000.00	0.00	0.00	0.00	0.00
Gain on Sale of Investment					
Gain on Escrow Swap					
Net Change in Consumable Inventories					
Bond Proceeds for Refunding					
Payment to Escrow for Refunding					
Legislative Transfers In					
Legislative Transfers Out					
Total Interagency Transfers In					
Total Interagency Transfers (Out)				(3,421.55)	0.00
Total Other Financing Sources (Uses)	<u>326,000.00</u>	<u>0.00</u>	<u>0.00</u>	<u>(3,421.55)</u>	<u>0.00</u>
EXCESS OF REVENUE & OTHER FINANCING SOURCES OVER (UNDER) EXPENDITURES & OTHER FINANCING USES	<u>225,618.68</u>	<u>22.43</u>	<u>0.00</u>	<u>(3,051.69)</u>	<u>2,842.43</u>
FUND BALANCES - September 1, 2013	\$ 0.00	\$ 5,930.86	\$ 0.00	\$ 368,563.61	\$ 753,377.73
Restatements					
Fund Balances, September 1, 2013, as Restated	\$ 0.00	\$ 5,930.86	\$ 0.00	\$ 368,563.61	\$ 753,377.73
Residual Equity Transfer In (Out)					
Reserved for Consumable Inventory					
FUND BALANCES - August 31, 2014	<u>\$ 225,618.68</u>	<u>\$ 5,953.29</u>	<u>\$ 0.00</u>	<u>\$ 365,511.92</u>	<u>\$ 756,220.16</u>

The accompanying notes to the financial statements are an integral part of this financial statement.

UNAUDITED

Gen Oblig Bds Project Ser 09B (7210) U/F (7210)	Gen Oblig Bds Project Ser 09B (7211) U/F (7211)	Gen Oblig Bds Project Ser 09B (7212) U/F (7212)	Gen Oblig Bds Project Ser 09B (7213) U/F (7213)	Gen Oblig Bds Project Ser 09B (7214) U/F (7214)	Gen Oblig Bds Project Ser 11 (7215) U/F (7215)	Gen Oblig Bds Project Ser 11 (7216) U/F (7216)
\$ 0.00	\$ 6,555.02	\$ 1,120.09	\$ 48,875.34	\$ 1,064.63	\$ 14,228.47	\$ 11,985.88
<u>0.00</u>	<u>6,555.02</u>	<u>1,120.09</u>	<u>48,875.34</u>	<u>1,064.63</u>	<u>14,228.47</u>	<u>11,985.88</u>
<u>0.00</u>	<u>0.00</u>	<u>0.00</u>	<u>0.00</u>	<u>0.00</u>	<u>0.00</u>	<u>0.00</u>
<u>0.00</u>	<u>6,555.02</u>	<u>1,120.09</u>	<u>48,875.34</u>	<u>1,064.63</u>	<u>14,228.47</u>	<u>11,985.88</u>
\$	\$	\$	\$	\$	\$	\$
<u>0.00</u>	<u>0.00</u>	<u>0.00</u>	<u>0.00</u>	<u>0.00</u>	<u>0.00</u>	<u>0.00</u>
<u>0.00</u>	<u>(224,863.10)</u>	<u>(134,243.56)</u>	<u>(1,624,149.96)</u>	<u>0.00</u>	<u>(1,996,238.72)</u>	<u>(1,423,548.89)</u>
<u>0.00</u>	<u>(224,863.10)</u>	<u>(134,243.56)</u>	<u>(1,624,149.96)</u>	<u>0.00</u>	<u>(1,996,238.72)</u>	<u>(1,423,548.89)</u>
0.00	(218,308.08)	(133,123.47)	(1,575,274.62)	1,064.63	(1,982,010.25)	(1,411,563.01)
\$ 137.45	\$ 1,927,613.13	\$ 293,909.42	\$ 9,681,325.78	\$ 282,806.61	\$ 4,412,188.24	\$ 3,004,492.08
\$ 137.45	\$ 1,927,613.13	\$ 293,909.42	\$ 9,681,325.78	\$ 282,806.61	\$ 4,412,188.24	\$ 3,004,492.08
<u>137.45</u>	<u>1,709,305.05</u>	<u>160,785.95</u>	<u>8,106,051.16</u>	<u>283,871.24</u>	<u>2,430,177.99</u>	<u>1,592,929.07</u>

UNAUDITED

TEXAS PUBLIC FINANCE AUTHORITY (347)
 EXHIBIT D-2 - Combining Statement of Revenues, Expenditures, and Changes in Fund Balances - Capital Project Funds
 For the fiscal year ended August 31, 2014

	Gen Oblig Bds Project Ser 11 (7217) U/F (7217)	Gen Oblig Bds Project Ser 11 (7218) U/F (7218)	Bldg Rev Bds Rebate Ser 05 (7333) U/F (7333)	Bldg Rev Bds Rebate Ser 07 (7338) U/F (7338)	Bldg Rev Bds Project Ser 07 (7514) U/F (7514)
REVENUES:					
Interest and Investment Income	\$ 33,050.82	\$ 868.40	\$ 19.42	\$ 0.00	\$ 0.00
Sales of Goods and Services					
Other Revenues					
TOTAL REVENUES	<u>33,050.82</u>	<u>868.40</u>	<u>19.42</u>	<u>0.00</u>	<u>0.00</u>
EXPENDITURES:					
Salaries and Wages					
Payroll Related Costs					
Professional Fees & Services			750.00		
Travel					
Materials and Supplies					
Communication and Utilities					
Repairs and Maintenance					
Rentals and Leases					
Printing and Reproduction					
Claims & Judgments					
Other Operating Expenditures			2.79		
Debt Service:					
Principal on Capital Leases					
Interest on Capital Leases					
Bond Paying Agent Fees					
Interest - Reverse Repurchase Agreement					
Capital Outlay					
TOTAL EXPENDITURES	<u>0.00</u>	<u>0.00</u>	<u>752.79</u>	<u>0.00</u>	<u>0.00</u>
EXCESS OF REVENUES OVER EXPENDITURES	<u>33,050.82</u>	<u>868.40</u>	<u>(733.37)</u>	<u>0.00</u>	<u>0.00</u>
OTHER FINANCING SOURCES (USES):					
Total Intra-agency Transfers In					
Total Intra-agency Transfers (Out)					
Bond and Note Proceeds:					
Sale of Bonds	\$	\$	\$	\$	\$
Commercial Paper Proceeds					
Premium on Bonds Issued					
Insurance Recoveries					
Original Issue Discount					
Net Bond and Note Proceeds	<u>0.00</u>	<u>0.00</u>	<u>0.00</u>	<u>0.00</u>	<u>0.00</u>
Gain on Sale of Investment					
Gain on Escrow Swap					
Net Change in Consumable Inventories					
Bond Proceeds for Refunding					
Payment to Escrow for Refunding					
Legislative Transfers In					
Legislative Transfers Out					
Total Interagency Transfers In					
Total Interagency Transfers (Out)	<u>(3,226,419.42)</u>	<u>(8,212.06)</u>	<u>0.00</u>	<u>0.00</u>	<u>0.00</u>
Total Other Financing Sources (Uses)	<u>(3,226,419.42)</u>	<u>(8,212.06)</u>	<u>0.00</u>	<u>0.00</u>	<u>0.00</u>
EXCESS OF REVENUE & OTHER FINANCING SOURCES OVER (UNDER) EXPENDITURES & OTHER FINANCING USES	<u>(3,193,368.60)</u>	<u>(7,343.66)</u>	<u>(733.37)</u>	<u>0.00</u>	<u>0.00</u>
FUND BALANCES - September 1, 2013	\$ 3,476,250.83	\$ 111,256.34	\$ 5,527.02	\$ 0.77	\$ 0.00
Restatements					
Fund Balances, September 1, 2013, as Restated	\$ 3,476,250.83	\$ 111,256.34	\$ 5,527.02	\$ 0.77	\$ 0.00
Residual Equity Transfer In (Out)					
Reserved for Consumable Inventory					
FUND BALANCES - August 31, 2014	<u>\$ 282,882.23</u>	<u>\$ 103,912.68</u>	<u>\$ 4,793.65</u>	<u>\$ 0.77</u>	<u>\$ 0.00</u>

The accompanying notes to the financial statements are an integral part of this financial statement.

UNAUDITED

Gen Oblig C.P. Project Ser 02A (7615) U/F (7615)	Gen Oblig C.P. Project Ser 02A (7616) U/F (7616)	Gen Oblig C.P. Project Ser 02A (7617) U/F (7617)	Gen Oblig C.P. Project Ser 02A (7618) U/F (7618)	Gen Oblig C.P. Project Ser 02A (7619) U/F (7619)	Gen Oblig C.P. Project Ser 02A (7620) U/F (7620)	Gen Oblig C.P. Project Ser 02A (7623) U/F (7623)
\$ 0.01	\$ 8.30	\$ 8.30	\$ 2,685.28	\$ 177.05	\$ 0.00	\$ 0.01
<u>0.01</u>	<u>8.30</u>	<u>8.30</u>	<u>2,685.28</u>	<u>177.05</u>	<u>0.00</u>	<u>0.01</u>
0.00	0.00	0.00	0.00	0.00	0.00	0.00
<u>0.01</u>	<u>8.30</u>	<u>8.30</u>	<u>2,685.28</u>	<u>177.05</u>	<u>0.00</u>	<u>0.01</u>
				(16,548.93)		
\$	\$	\$	\$	\$	\$	\$
0.00	0.00	0.00	0.00	0.00	0.00	0.00
0.00	0.00	0.00	0.00	15,999.31 (46,897.26) (47,446.88)	0.00	0.00
0.01	8.30	8.30	2,685.28	(47,269.83)	0.00	0.01
\$ 326.90	\$ 2,211.72	\$ 2,213.52	\$ 713,268.17	\$ 47,269.83	\$ 8.61	\$ 302.76
\$ 326.90	\$ 2,211.72	\$ 2,213.52	\$ 713,268.17	\$ 47,269.83	\$ 8.61	\$ 302.76
<u>\$ 326.91</u>	<u>\$ 2,220.02</u>	<u>\$ 2,221.82</u>	<u>\$ 715,953.45</u>	<u>\$ 0.00</u>	<u>\$ 8.61</u>	<u>\$ 302.77</u>

UNAUDITED

TEXAS PUBLIC FINANCE AUTHORITY (347)
 EXHIBIT D-2 - Combining Statement of Revenues, Expenditures, and Changes in Fund Balances - Capital Project Funds
 For the fiscal year ended August 31, 2014

	Gen Oblig C.P. Project Ser 02A (7624) U/F (7624)	Gen Oblig C.P. Project Ser 02A (7626) U/F (7626)	Gen Oblig C.P. Project Ser 02A (7627) U/F (7627)	Gen Oblig C.P. Project Ser 02A (7628) U/F (7628)	Gen Oblig C.P. Project Ser 08 (7629) U/F (7629)
REVENUES:					
Interest and Investment Income	\$ 10.22	\$ 407.99	\$ 428.99	\$ 1,080.11	\$ 15,843.38
Federal Revenue					
Other Revenues					
TOTAL REVENUES	<u>10.22</u>	<u>407.99</u>	<u>428.99</u>	<u>1,080.11</u>	<u>15,843.38</u>
EXPENDITURES:					
Salaries and Wages					
Payroll Related Costs					
Professional Fees & Services					
Travel					
Materials and Supplies					
Communication and Utilities					
Repairs and Maintenance					
Rentals and Leases					
Printing and Reproduction					
Claims & Judgments					
Other Operating Expenditures					
Debt Service:					
Principal on Capital Leases					
Interest on Capital Leases					
Bond Paying Agent Fees					
Interest - Reverse Repurchase Agreement					
Capital Outlay					
TOTAL EXPENDITURES	<u>0.00</u>	<u>0.00</u>	<u>0.00</u>	<u>0.00</u>	<u>0.00</u>
EXCESS OF REVENUES OVER EXPENDITURES	<u>10.22</u>	<u>407.99</u>	<u>428.99</u>	<u>1,080.11</u>	<u>15,843.38</u>
OTHER FINANCING SOURCES (USES):					
Total Intra-agency Transfers In					
Total Intra-agency Transfers (Out)					
Bond and Note Proceeds:					
Sale of Bonds	\$	\$	\$	\$	\$ 16,000,000.00
Commercial Paper Proceeds					
Premium on Bonds Issued					
Insurance Recoveries					
Original Issue Discount					
Net Bond and Note Proceeds	0.00	0.00	0.00	0.00	16,000,000.00
Gain on Sale of Investment					
Gain on Escrow Swap					
Net Change in Consumable Inventories					
Bond Proceeds for Refunding					
Payment to Escrow for Refunding					
Legislative Transfers In					
Legislative Transfers Out					
Total Interagency Transfers In					
Total Interagency Transfers (Out)	0.00	(13,970.11)	(225,811.76)	(7,977.62)	(15,719,177.04)
Total Other Financing Sources (Uses)	<u>0.00</u>	<u>(13,970.11)</u>	<u>(225,811.76)</u>	<u>(7,977.62)</u>	<u>280,822.96</u>
EXCESS OF REVENUE & OTHER FINANCING SOURCES OVER (UNDER) EXPENDITURES & OTHER FINANCING USES	10.22	(13,562.12)	(225,382.77)	(6,897.51)	296,666.34
FUND BALANCES - September 1, 2013	\$ 16.43	\$ 108,682.77	\$ 227,568.86	\$ 70,219.62	\$ (319,953.39)
Restatements					
Fund Balances, September 1, 2013, as Restated	\$ 16.43	\$ 108,682.77	\$ 227,568.86	\$ 70,219.62	\$ (319,953.39)
Residual Equity Transfer In (Out)					
Reserved for Consumable Inventory					
FUND BALANCES - August 31, 2014	<u>\$ 26.65</u>	<u>\$ 95,120.65</u>	<u>\$ 2,186.09</u>	<u>\$ 63,322.11</u>	<u>\$ (23,287.05)</u>

The accompanying notes to the financial statements are an integral part of this financial statement.

UNAUDITED

Gen Oblig C.P. Project Ser 08 (7630) U/F (7630)	Gen Oblig C.P. Project Ser 08 (7631) U/F (7631)	Gen Oblig C.P. Project Ser 02A (7632) U/F (7632)	Gen Oblig C.P. Project Ser 08 (7633) U/F (7633)	Gen Oblig C.P. Project Ser 02A (7634) U/F (7634)	Gen Oblig C.P. Project Ser 08 (7635) U/F (7635)	Gen Oblig C.P. Project Ser 08 (7636) U/F (7636)
\$ 655.97	\$ 0.00	\$ 2,248.53	\$ 1,466.12	\$ 462.74	\$ 15,372.46	\$ 28,848.20
<u>655.97</u>	<u>0.00</u>	<u>2,248.53</u>	<u>1,466.12</u>	<u>462.74</u>	<u>15,372.46</u>	<u>28,848.20</u>
0.00	0.00	0.00	0.00	0.00	0.00	0.00
655.97	0.00	2,248.53	1,466.12	462.74	15,372.46	28,848.20
0.00	0.00		0.00			
\$	\$	\$	\$	\$	\$	\$
					15,900,000.00	
0.00	0.00	0.00	0.00	0.00	15,900,000.00	0.00
(289,460.18)	0.00	0.00	15,366.47	(89.52)	(2,793,802.84)	(2,062,963.28)
<u>(289,460.18)</u>	<u>0.00</u>	<u>0.00</u>	<u>15,366.47</u>	<u>(89.52)</u>	<u>13,106,197.16</u>	<u>(2,062,963.28)</u>
(288,804.21)	0.00	2,248.53	16,832.59	373.22	13,121,569.62	(2,034,115.08)
\$ 288,956.07	\$ 79.96	\$ 214,199.47	\$ 1,261.66	\$ 120,770.83	\$ (14,230,655.21)	\$ 6,218,746.06
\$ 288,956.07	\$ 79.96	\$ 214,199.47	\$ 1,261.66	\$ 120,770.83	\$ (14,230,655.21)	\$ 6,218,746.06
<u>151.86</u>	<u>79.96</u>	<u>216,448.00</u>	<u>18,094.25</u>	<u>121,144.05</u>	<u>(1,109,085.59)</u>	<u>4,184,630.98</u>

UNAUDITED

TEXAS PUBLIC FINANCE AUTHORITY (347)
 EXHIBIT D-2 - Combining Statement of Revenues, Expenditures, and Changes in Fund Balances - Capital Project Funds
 For the fiscal year ended August 31, 2014

	Gen Oblig C.P. Project Ser 08 (7637) U/F (7637)	Gen Oblig C.P. Project Ser 08 (7638) U/F (7638)	Gen Oblig C.P. Project Ser 02A (7640) U/F (7640)	Gen Oblig C.P. Project Ser 08 (7641) U/F (7641)	Gen Oblig C.P. Project Ser 08 (7642) U/F (7642)
REVENUES:					
Interest and Investment Income	\$ 7,845.90	\$ 2,326.08	\$ 3,775.24	\$ 12,615.52	\$ 51.64
Sales of Goods and Services					
Other Revenues					
TOTAL REVENUES	<u>7,845.90</u>	<u>2,326.08</u>	<u>3,775.24</u>	<u>12,615.52</u>	<u>51.64</u>
EXPENDITURES:					
Salaries and Wages					
Payroll Related Costs					
Professional Fees & Services					
Travel					
Materials and Supplies					
Communication and Utilities					
Repairs and Maintenance					
Rentals and Leases					
Printing and Reproduction					
Claims & Judgments					
Other Operating Expenditures					
Debt Service:					
Principal on Capital Leases					
Interest on Capital Leases					
Bond Paying Agent Fees					
Interest - Reverse Repurchase Agreement					
Capital Outlay					
TOTAL EXPENDITURES	<u>0.00</u>	<u>0.00</u>	<u>0.00</u>	<u>0.00</u>	<u>0.00</u>
EXCESS OF REVENUES OVER EXPENDITURES	<u>7,845.90</u>	<u>2,326.08</u>	<u>3,775.24</u>	<u>12,615.52</u>	<u>51.64</u>
OTHER FINANCING SOURCES (USES):					
Total Intra-agency Transfers In					
Total Intra-agency Transfers (Out)					
Bond and Note Proceeds:					
Sale of Bonds	\$	\$	\$	\$	\$
Commercial Paper Proceeds		1,000,000.00			
Premium on Bonds Issued					
Insurance Recoveries					
Original Issue Discount					
Net Bond and Note Proceeds	<u>0.00</u>	<u>1,000,000.00</u>	<u>0.00</u>	<u>0.00</u>	<u>0.00</u>
Gain on Sale of Investment					
Gain on Escrow Swap					
Net Change in Consumable Inventories					
Bond Proceeds for Refunding					
Payment to Escrow for Refunding					
Legislative Transfers In					
Legislative Transfers Out				175,714.06	
Total Interagency Transfers In					60.50
Total Interagency Transfers (Out)		(1,196,824.24)	(282,213.87)		
Total Other Financing Sources (Uses)	<u>0.00</u>	<u>(196,824.24)</u>	<u>(282,213.87)</u>	<u>175,714.06</u>	<u>60.50</u>
EXCESS OF REVENUE & OTHER FINANCING SOURCES OVER (UNDER) EXPENDITURES & OTHER FINANCING USES	<u>7,845.90</u>	<u>(194,498.16)</u>	<u>(278,438.63)</u>	<u>188,329.58</u>	<u>112.14</u>
FUND BALANCES - September 1, 2013	\$ 1,769,380.16	\$ 304,866.37	\$ 399,619.81	\$ 46,497.41	\$ 113.67
Restatements					
Fund Balances, September 1, 2013, as Restated	\$ 1,769,380.16	\$ 304,866.37	\$ 399,619.81	\$ 46,497.41	\$ 113.67
Residual Equity Transfer In (Out)					
Reserved for Consumable Inventory					
FUND BALANCES - August 31, 2014	<u>\$ 1,777,226.06</u>	<u>\$ 110,368.21</u>	<u>\$ 121,181.18</u>	<u>\$ 234,826.99</u>	<u>\$ 225.81</u>

The accompanying notes to the financial statements are an integral part of this financial statement.

UNAUDITED

Gen Oblig C.P. Project Ser 08 (7643) U/F (7643)	Gen Oblig C.P. Project Ser 08 (7644) U/F (7644)	Gen Oblig C.P. Project Ser 08 (7645) U/F (7645)	Gen Oblig C.P. Project Ser 08 (7646) U/F (7646)	Gen Oblig C.P. Project Ser 08 (7647) U/F (7647)	Gen Oblig C.P. Project Ser 08 (7648) U/F (7648)	Gen Oblig C.P. Project Ser 08 (7649) U/F (7649)
\$ 69.91	\$ 10,001.00	\$ 1,556.55	\$ 2,984.20	\$ 21,224.97	\$ 10,787.03	\$ 5,575.54
<u>69.91</u>	<u>10,001.00</u>	<u>1,556.55</u>	<u>2,984.20</u>	<u>21,224.97</u>	<u>10,787.03</u>	<u>5,575.54</u>
0.00	0.00	0.00	0.00	0.00	0.00	0.00
<u>69.91</u>	<u>10,001.00</u>	<u>1,556.55</u>	<u>2,984.20</u>	<u>21,224.97</u>	<u>10,787.03</u>	<u>5,575.54</u>
(92.49)		0.00				
\$	\$ 2,000,000.00	\$ 650,000.00	\$	\$ 6,000,000.00	\$ 6,600,000.00	\$
<u>0.00</u>	<u>2,000,000.00</u>	<u>650,000.00</u>	<u>0.00</u>	<u>6,000,000.00</u>	<u>6,600,000.00</u>	<u>0.00</u>
0.25						
(79,880.49)	(1,017,455.30)	(596,527.75)	(41,589.68)	(9,697,203.48)	(4,953,678.36)	(560,647.86)
<u>(79,972.73)</u>	<u>982,544.70</u>	<u>53,472.25</u>	<u>(41,589.68)</u>	<u>(3,697,203.48)</u>	<u>1,646,321.64</u>	<u>(560,647.86)</u>
(79,902.82)	992,545.70	55,028.80	(38,605.48)	(3,675,978.51)	1,657,108.67	(555,072.32)
\$ 79,902.82	\$ (5,191,563.03)	\$ 145,668.22	\$ 135,812.61	\$ (1,256,046.65)	\$ (986,727.72)	\$ 1,788,752.47
<u>\$ 79,902.82</u>	<u>\$ (5,191,563.03)</u>	<u>\$ 145,668.22</u>	<u>\$ 135,812.61</u>	<u>\$ (1,256,046.65)</u>	<u>\$ (986,727.72)</u>	<u>\$ 1,788,752.47</u>
<u>0.00</u>	<u>(4,199,017.33)</u>	<u>200,697.02</u>	<u>97,207.13</u>	<u>(4,932,025.16)</u>	<u>670,380.95</u>	<u>1,233,680.15</u>

UNAUDITED

TEXAS PUBLIC FINANCE AUTHORITY (347)
 EXHIBIT D-2 - Combining Statement of Revenues, Expenditures, and Changes in Fund Balances - Capital Project Funds
 For the fiscal year ended August 31, 2014

	Gen Oblig C.P. Project Ser 08 (7650) U/F (7650)	Gen Oblig C.P. Project Ser 08 (7651) U/F (7651)	Gen Oblig C.P. Project Ser 08 (7652) U/F (7652)	Gen Oblig C.P. Project Ser 08 (7653) U/F (7653)	Gen Oblig C.P. Project Ser 08 (7654) U/F (7654)
REVENUES:					
Interest and Investment Income	\$ 8,306.26	\$ 11,605.70	\$ 19,202.59	\$ 22,057.70	\$ 3,378.17
Sales of Goods and Services					
Other Revenues					
TOTAL REVENUES	<u>8,306.26</u>	<u>11,605.70</u>	<u>19,202.59</u>	<u>22,057.70</u>	<u>3,378.17</u>
EXPENDITURES:					
Salaries and Wages					
Payroll Related Costs					
Professional Fees & Services					
Travel					
Materials and Supplies					
Communication and Utilities					
Repairs and Maintenance					
Rentals and Leases					
Printing and Reproduction					
Claims & Judgments					
Other Operating Expenditures					
Debt Service:					
Principal on Capital Leases					
Interest on Capital Leases					
Bond Paying Agent Fees					
Interest - Reverse Repurchase Agreement					
Capital Outlay	0.00	0.00	0.00	0.00	0.00
TOTAL EXPENDITURES	<u>0.00</u>	<u>0.00</u>	<u>0.00</u>	<u>0.00</u>	<u>0.00</u>
EXCESS OF REVENUES OVER EXPENDITURES	<u>8,306.26</u>	<u>11,605.70</u>	<u>19,202.59</u>	<u>22,057.70</u>	<u>3,378.17</u>
OTHER FINANCING SOURCES (USES):					
Total Intra-agency Transfers In					
Total Intra-agency Transfers (Out)					
Bond and Note Proceeds:					
Sale of Bonds	\$ 8,000,000.00	\$ 5,000,000.00	\$ 26,000,000.00	\$ 0.00	\$ 1,500,000.00
Commercial Paper Proceeds					
Premium on Bonds Issued					
Insurance Recoveries					
Original Issue Discount					
Net Bond and Note Proceeds	<u>8,000,000.00</u>	<u>5,000,000.00</u>	<u>26,000,000.00</u>	<u>0.00</u>	<u>1,500,000.00</u>
Gain on Sale of Investment					
Gain on Escrow Swap					
Net Change in Consumable Inventories					
Bond Proceeds for Refunding					
Payment to Escrow for Refunding					
Legislative Transfers In					
Legislative Transfers Out					
Total Interagency Transfers In					
Total Interagency Transfers (Out)	(1,898,194.14)	(6,523,721.05)	(9,481,137.17)	6,699,352.45	(4,978,977.34)
Total Other Financing Sources (Uses)	<u>6,101,805.86</u>	<u>(1,523,721.05)</u>	<u>16,518,862.83</u>	<u>6,699,352.45</u>	<u>(3,478,977.34)</u>
EXCESS OF REVENUE & OTHER FINANCING SOURCES OVER (UNDER) EXPENDITURES & OTHER FINANCING USES	<u>6,110,112.12</u>	<u>(1,512,115.35)</u>	<u>16,538,065.42</u>	<u>6,721,410.15</u>	<u>(3,475,599.17)</u>
FUND BALANCES - September 1, 2013	\$ (15,955,469.16)	\$ 2,734,658.24	\$ (28,016,121.05)	\$ (6,583,100.54)	\$ 1,448,364.58
Restatements					
Fund Balances, September 1, 2013, as Restated	\$ (15,955,469.16)	\$ 2,734,658.24	\$ (28,016,121.05)	\$ (6,583,100.54)	\$ 1,448,364.58
Residual Equity Transfer In (Out)					
Reserved for Consumable Inventory					
FUND BALANCES - August 31, 2014	<u>\$ (9,845,357.04)</u>	<u>\$ 1,222,542.89</u>	<u>\$ (11,478,055.63)</u>	<u>\$ 138,309.61</u>	<u>\$ (2,027,234.59)</u>

The accompanying notes to the financial statements are an integral part of this financial statement.

UNAUDITED

Gen Oblig C.P. Project Ser 08 (7655) U/F (7655)	Gen Oblig C.P. Project Ser 08 (7656) U/F (7656)	Gen Oblig C.P. Project Ser 08 (7657) U/F (7657)	Gen Oblig C.P. Project Ser 08 (7658) U/F (7658)	Gen Oblig C.P. Project Ser 08 (7659) U/F (7659)	Gen Oblig C.P. Project Ser 08 (7662) U/F (7662)	Totals
\$ 30,548.41	\$ 679.36	\$ 3,440.77	\$ 0.00	\$ 700.86	\$ 0.00	\$ 376,426.72
						0.00
						30.00
<u>30,548.41</u>	<u>679.36</u>	<u>3,440.77</u>	<u>0.00</u>	<u>700.86</u>	<u>0.00</u>	<u>376,456.72</u>
						30.00
						357.41
						629,943.42
						4,210.59
						(258.96)
						(4,038.23)
						0.00
						242.75
						2,177.43
						0.00
						139.77
						0.00
						0.00
						0.00
						0.00
						21,261.24
<u>0.00</u>	<u>0.00</u>	<u>0.00</u>	<u>0.00</u>	<u>0.00</u>	<u>0.00</u>	<u>654,065.42</u>
<u>30,548.41</u>	<u>679.36</u>	<u>3,440.77</u>	<u>0.00</u>	<u>700.86</u>	<u>0.00</u>	<u>(277,608.70)</u>
						127,521.77
						(144,583.73)
\$ 30,000,000.00	\$ 1,500,000.00	\$ 2,000,000.00	\$ 0.00	\$ 500,000.00	\$ 0.00	\$ 914,970.88
						124,860,000.00
						0.00
						0.00
<u>30,000,000.00</u>	<u>1,500,000.00</u>	<u>2,000,000.00</u>	<u>0.00</u>	<u>500,000.00</u>	<u>0.00</u>	<u>125,774,970.88</u>
						0.00
						0.00
						0.00
						0.00
						0.00
						0.00
						0.00
						0.00
						831,442.58
<u>(39,374,268.42)</u>	<u>(641,878.79)</u>	<u>(3,097,002.81)</u>	<u>(17,000,000.00)</u>	<u>(167,543.93)</u>	<u>(3,848,233.20)</u>	<u>(130,644,484.17)</u>
<u>(9,374,268.42)</u>	<u>858,121.21</u>	<u>(1,097,002.81)</u>	<u>(17,000,000.00)</u>	<u>332,456.07</u>	<u>(3,848,233.20)</u>	<u>(4,055,132.67)</u>
<u>(9,343,720.01)</u>	<u>858,800.57</u>	<u>(1,093,562.04)</u>	<u>(17,000,000.00)</u>	<u>333,156.93</u>	<u>(3,848,233.20)</u>	<u>(4,332,741.37)</u>
\$ 0.00	\$ 0.00	\$ 0.00	\$ 0.00	\$ 0.00	\$ 0.00	\$ (29,801,091.08)
						0.00
<u>0.00</u>	<u>0.00</u>	<u>0.00</u>	<u>0.00</u>	<u>0.00</u>	<u>0.00</u>	<u>(29,801,091.08)</u>
						0.00
						0.00
<u>(9,343,720.01)</u>	<u>858,800.57</u>	<u>(1,093,562.04)</u>	<u>(17,000,000.00)</u>	<u>333,156.93</u>	<u>(3,848,233.20)</u>	<u>(34,133,832.45)</u>

UNAUDITED

Texas Public Finance Authority (347)
 Exhibit I-1 — Combining Statement of Fiduciary Net Assets
 — Private-Purpose Trust Funds
 August 31, 2014

	Private- Purpose Trust (0834) U/F (0834)	Totals
ASSETS		
Cash and Cash Equivalents	\$	\$
Cash on Hand		
Cash in Bank		
Cash in State Treasury	11,592,324.06	11,592,324.06
Cash Equivalents		
Short Term Investments		
U.S. Government and Agency Obligations		
Corporate Equity		
Corporate Obligations		
Repurchase Agreements		
Foreign Securities		
Other Short Term Investments		
Legislative Appropriations		
Investments		
U.S. Government and Agency Obligations		
Corporate Equity		
Corporate Obligations		
Repurchase Agreements		
Foreign Securities		
Other Investments		
Receivables from:		
Federal		
Other Intergovernmental		
Interest and Dividends		
Accounts Receivable		
Other		
Interfund Receivables		
Due From Other Funds		
Due From Other Agencies		
Consumable Inventories		
Merchandise Inventories		
Other Assets		
Total Assets	<u>11,592,324.06</u>	<u>11,592,324.06</u>
LIABILITIES		
Payables from:		
Accounts	11,592,324.06	11,592,324.06
Federal		
Other Intergovernmental		
Payroll		
Other		
Interfund Payable		
Due To Other Funds		
Due To Other Agencies		
Deferred Revenues		
Funds Held for Others		
Total Liabilities	<u>11,592,324.06</u>	<u>11,592,324.06</u>
NET ASSETS		
Held in Trust For:		
Post-Employment Health Care Benefits		
Individuals, Organizations, and Other		
Texas Public Finance Authority		
Governments		
Total Net Assets	<u>\$ 0.00</u>	<u>\$ 0.00</u>

UNAUDITED

Texas Public Finance Authority (347)
 Exhibit I-2 — Combining Statement of Changes in
 Fiduciary Net Assets —Private-Purpose Trust Funds
 For the Fiscal Year Ended August 31, 2014

	Private- Purpose Trust (0834)	
	U/F (0834)	Totals
ADDITIONS		
Contributions:	\$	\$
Federal Contributions	43,477.82	43,477.82
State Contributions		
Transfers In of Contributions		
Other Contributions		
Total Contributions	<u>43,477.82</u>	<u>43,477.82</u>
Investment Income		
From Investing Activities:		
Net Appreciation (Depreciation) in		
Fair Value of Investments		
Interest and Investment Income		
Total Investing Income (Loss)	<u>0.00</u>	<u>0.00</u>
Less Investing Activities Expense		
Net Income from Investing Activities	<u>0.00</u>	<u>0.00</u>
From Securities Lending Activities:		
Securities Lending Income		
Less Securities Lending Expense:		
Borrower Rebates		
Management Fees		
Net Income from Securities Lending Activities	<u>0.00</u>	<u>0.00</u>
Total Net Investment Income (Loss)	<u>0.00</u>	<u>0.00</u>
Other Additions		
Federal Revenue		
Contributions to Employee Benefit Funds		
Settlement of Claims		
Other Revenue		
Transfer In		
Total Other Additions	<u>0.00</u>	<u>0.00</u>
Total Additions	<u>43,477.82</u>	<u>43,477.82</u>
DEDUCTIONS		
Employee Benefit Payments		
Transfers Out of Contributions		
Salaries and Wages		
Payroll Related Costs		
Professional Fees and Services	43,477.82	43,477.82
Travel		
Printing and Reproduction		
Depreciation Expense		
Settlement of Claims		
Interest Expense		
Other Expense		
Transfer Out		
Intergovernmental Payments		
Total Deductions	<u>43,477.82</u>	<u>43,477.82</u>
INCREASE (DECREASE) IN NET ASSETS	<u>0.00</u>	<u>0.00</u>
NET ASSETS		
Net Assets, September 1, 2013		
Restatements		
Net Assets, September 1, 2013, as Restated	<u>0.00</u>	<u>0.00</u>
Net Assets, August 31, 2014	<u>\$</u>	<u>\$</u>

UNAUDITED

TEXAS PUBLIC FINANCE AUTHORITY
 SCHEDULE 2A - Miscellaneous Bond Information
 For the Fiscal Year ended August 31, 2014

Governmental Activities

Description of Issue	Bonds Issued to Date	Range of Interest Rates		Scheduled Maturities		First Call Date
				First Year	Last Year	
REVENUE BONDS						
Bldg Rev Ref Bds Ser 1990 (1)(2)	298,275,000.00	5.6000	7.2500	1991	2014	02-01-2001
Bldg Rev Bds Ser 1997B (SPB)	9,935,000.00	4.5000	5.0000	1999	2018	02-01-2008
Bldg Rev Bds Ser 1999A (SPB)	39,185,000.00	4.0000	5.2500	2000	2019	02-01-2009
Bldg Rev Ref Bds Ser 2002 (3)	35,240,000.00	3.0000	5.0000	2006	2015	N/A
Rev Ref Bds Ser 2004A (4)	100,675,000.00	3.0000	5.0000	2008	2020	08-01-2014
Rev Ref Bds Ser 2004B (SPB) (5)	37,295,000.00	3.0000	5.0000	2009	2020	08-01-2014
TPWD Rev Ref Bds Ser 2004C (6)	31,350,000.00	3.0000	5.0000	2008	2020	08-01-2014
Special Rev Ref Bds (TDH) Ser 2004D (7)	23,410,000.00	2.5000	5.0000	2007	2018	08-01-2014
Rev Bds Ser 2005	32,575,000.00	3.0000	5.0000	2006	2022	08-01-2015
Taxable Lease Rev Bds (THC) Ser 2006	8,680,000.00	5.1000	5.3300	2008	2026	02-01-2017
Bldg Rev Ref Bds (TDCJ) Ser 2007 (8)	45,350,000.00	4.0000	5.0000	2008	2015	N/A
Bldg Rev Ref Bds Ser 2008 (9)	15,560,000.00	3.5000	4.5000	2009	2018	N/A
SUBTOTAL NOT SELF-SUPPORTING	677,530,000.00					
TOTAL REVENUE BONDS	677,530,000.00					
GENERAL OBLIGATION BONDS						
Gen Oblig Ref Bds Ser 1997 (1)(2)(11)	401,433,927.76	4.0000	5.5000	1998	2015	04-01-2008
Gen Oblig Ref Bds Ser 1998B (1)(2)(11)	240,150,000.00	4.0000	5.2500	1999	2015	10-01-2008
Gen Oblig Ref Bds Ser 2003 (1)(2)(14)	144,535,000.00	2.0000	5.3750	2005	2022	10-01-2013
Gen Oblig Ref Bds Ser 2003A (15)	182,485,000.00	2.0000	5.0000	2006	2023	10-01-2013
Gen Oblig Ref Bds Ser 2006A (16)	159,725,000.00	5.0000	5.0000	2007	2026	10-01-2016
Gen Oblig Ref Bds Ser 2006B (17)	43,065,000.00	4.0000	5.0000	2007	2023	10-01-2016
Gen Oblig Bds Ser 2007	91,290,000.00	4.0000	5.0000	2008	2027	10-01-2017
Gen Oblig Ref Bds Ser 2008 (18)	224,510,000.00	5.0000	5.0000	2009	2015	N/A
Gen Oblig Ref Bds Ser 2008A (19)	214,900,000.00	3.0000	5.0000	2009	2028	10-01-2018
Gen Oblig Ref Bds Ser 2009A (20)	270,920,000.00	1.5000	5.0000	2010	2020	10-01-2019
Taxable Gen Oblig Bds Ser 2009B (21)	181,780,000.00	5.1100	6.0700	2020	2029	10-01-2019
Gen Oblig Ref Bds Ser 2010A (22)	180,490,000.00	4.0000	5.0000	2013	2030	10-01-2020
Gen Oblig Ref Bds Ser 2010B (23)	153,050,000.00	3.0000	5.0000	2013	2018	10-01-2020
Gen Oblig Ref Bds Ser 2011 (24)	344,020,000.00	2.5000	5.0000	2012	2031	10-01-2021
Taxable Gen Oblig Ref Bds Ser 2011 (25)	282,820,000.00	0.4000	5.1160	2012	2031	10-01-2021
Gen Oblig Ref Bds Ser 2013 (27)	40,370,000.00	2.0000	5.0000	2014	2023	N/A
Gen Oblig Ref Bds Ser 2014A (28)	258,925,000.00	2.0000	5.0000	2015	2033	10-01-2024
Taxable Gen Oblig Ref Bds Ser 2014B (29)	233,280,000.00	0.2100	4.0080	2015	2033	10-01-2024
SUBTOTAL TPFA	3,647,748,927.76					
Gen Oblig Ref Bds (TPWD) Ser 2004 (1)(2)(26)	14,615,000.00	2.0000	5.0000	2005	2019	10-01-2014
TOTAL G.O. BONDS	3,662,363,927.76					
GRAND TOTAL	4,339,893,927.76					

UNAUDITED

TEXAS PUBLIC FINANCE AUTHORITY

SCHEDULE 2-A

For the Fiscal Year ended August 31, 2014

MISCELLANEOUS BOND INFORMATION

- NOTE 1: The 1990 Revenue Refunding, GO Ref 97, GO Ref 98B, GO Ref 2001A, GO Ref 2003 and the GO Ref 2004 (TPWD) include capital appreciation bonds. The discount accretion on these bonds is reported with bonds issued in the above table
- NOTE 2: Capital Appreciation Bonds, included in the 1990 Revenue Refunding, GO Ref 97, GO Ref 98B, GO Ref 2001A, GO Ref 2003 and the GO Ref 2004 (TPWD) are not subject to redemption prior to maturity.
- NOTE 3: The Building Revenue Refunding Bonds Series 2002 partially refunded the Revenue Bonds series 1992B Rev Ref, 1994A and 1996A
- NOTE 4: The Building Revenue Refunding Bonds Series 2004A partially refunded the Revenue Bonds Series 1996A, 1997, 1997A and 2000A
- NOTE 5: The Revenue Refunding Bonds Series 2004B partially refunded the Revenue Bonds Series 1999A, 1997B and 2000B
- NOTE 6: The Revenue Refunding Bonds Series 2004C partially refunded the Revenue Bonds Series 1998, 1999B, 2000 and 2001
- NOTE 7: The Revenue Refunding Bonds Series 2004D partially refunded the Special Revenue Bonds Series 1996B, and 1998
- NOTE 8: The Building Revenue Refunding Bonds (TDCJ), Series 2007 refunded outstanding Revenue Bonds (TDCJ), Series 1998A which refunded various existing TDCJ lease obligations.
- NOTE 9: The Building Revenue Refunding Bonds Series 2008 refunded outstanding Revenue Bonds, Series 1997A
- NOTE 10: The General Obligation Refunding Bonds Series 1997 partially refunded the General Obligation Bonds Series 1994A, 1994B and 1995A
- NOTE 11: The General Obligation Refunding Bonds Series 1998B partially refunded the General Obligation Bonds Series 1993B, 1993C, 1994A, 1994B, 1995A and 1996B.
- NOTE 12: The General Obligation Refunding Bonds Series 2001A partially refunded the General Obligation Bonds Series 1993A, 1993B, 1993C, 1994A, 1994B, 1995A Ref, 1996B Ref, and the 1996C Ref
- NOTE 13: The General Obligation Refunding Bonds Series 2002 refunded outstanding General Obligation Commercial Paper Notes, Series 1993A
- NOTE 14: The General Obligation Refunding Bonds Series 2003 refunded the General Obligation Bonds Series 1993B, 1993C, 1994B, 1994A Ref and the 1996B Ref
- NOTE 15: The General Obligation Refunding Bonds Series 2003A partially refunded outstanding General Obligation Commercial Paper Notes, Series 2002A, and partially refunded General Obligation Bonds Series 1993B, 1993C, 1994A, 1994B, 1995A Ref and 1996B Ref.
- NOTE 16: The General Obligation Refunding Bonds Series 2006A refunded outstanding General Obligation Commercial Paper Notes, Series 2002A
- NOTE 17: The General Obligation Refunding Bonds Series 2006B refunded outstanding General Obligation Commercial Paper Notes, Series 2002B
- NOTE 18: The General Obligation Refunding Bonds Series 2008 refunded outstanding General Obligation Refunding Bonds, Series 1997
- NOTE 19: The General Obligation Refunding Bonds Series 2008A refunded outstanding General Obligation Refunding Bonds, Series 1998B
- NOTE 20: The General Obligation Refunding Bonds Series 2009A refunded outstanding General Obligation Commercial Paper Notes, Series 2002A, 2002B and 2008
- NOTE 21: The Taxable General Obligation Bonds Series 2009B were issued as Build America Bonds and the Authority receives a federal payment. Refer to Notes to the Financial Statements for additional information.
- NOTE 22: The General Obligation Refunding Bonds Series 2010A refunded outstanding General Obligation Commercial Paper Notes, Series 2002A, 2002B and 2008
- NOTE 23: The General Obligation Refunding Bonds Series 2010B partially refunded General Obligation Bonds Series 2002 Ref and 2003 Ref
- NOTE 24: The General Obligation Refunding Bonds Series 2011 refunded outstanding General Obligation Commercial Paper Notes, Series 2002A, 2002B and 2008
- NOTE 25: The Taxable General Obligation Refunding Bonds Series 2011 refunded outstanding General Obligation Commercial Paper Notes, CPRIT A Series.
- NOTE 26: The General Obligation Refunding Bonds (TPWD) Series 2004 partially refunded the General Obligation Ref and Park Dev Bonds (TPWD) Series 1996A, and the General Obligation Park Dev Bonds (TPWD) Series 2000.
- NOTE 27: The General Obligation Refunding Bonds Series 2013 refunded outstanding General Obligation Bonds Series 2003 and partially refunded outstanding General Obligation Bonds Series 2003A.
- NOTE 28: The General Obligation Refunding Bonds Series 2014A refunded outstanding General Obligation Commercial Paper Notes, Series 2002A, 2002B, and 2008.
- NOTE 29: The Taxable General Obligation Refunding Bonds Series 2014B refunded outstanding General Obligation Commercial Paper Notes, CPRIT A Series.

UNAUDITED

TEXAS PUBLIC FINANCE AUTHORITY
 SCHEDULE 2B - Changes in Bonded Indebtedness
 For the Fiscal Year ended August 31, 2014

Governmental Activities

Description of Issue	Bonds Outstanding 9/1/2013	Bonds Issued	Bonds Matured or Retired	Bonds Refunded or Extinguished	Bonds Outstanding 8/31/2014	Amounts Due Within One Year
REVENUE BONDS						
Bldg Rev Ref Bds Ser 1990	14,710,833.49	894,166.51	15,605,000.00	-	-	-
Bldg Rev Bds Ser 1997B (SPB)	860,000.00	-	155,000.00	-	705,000.00	165,000.00
Bldg Rev Bds Ser 1999A (SPB)	8,430,000.00	-	-	-	8,430,000.00	-
Bldg Rev Ref Bds Ser 2002	3,970,000.00	-	910,000.00	-	3,060,000.00	3,060,000.00
Rev Ref Bds Ser 2004A	52,495,000.00	-	12,885,000.00	-	39,610,000.00	11,910,000.00
Rev Ref Bds Ser 2004B (SPB)	20,015,000.00	-	4,300,000.00	-	15,715,000.00	4,410,000.00
TPWD Rev Ref Bds Ser 2004C	17,480,000.00	-	2,710,000.00	-	14,770,000.00	2,785,000.00
Special Rev Ref Bds (TDH) Ser 2004D	11,345,000.00	-	2,365,000.00	-	8,980,000.00	2,485,000.00
Rev Bds Ser 2005	12,765,000.00	-	1,870,000.00	-	10,895,000.00	1,925,000.00
Taxable Lease Rev Bds (THC) Ser 2006	5,920,000.00	-	460,000.00	-	5,460,000.00	455,000.00
Bldg Rev Ref Bds (TDCJ) Ser 2007	4,870,000.00	-	4,555,000.00	-	315,000.00	315,000.00
Bldg Rev Ref Bds Ser 2008	6,745,000.00	-	1,655,000.00	-	5,090,000.00	1,195,000.00
SUBTOTAL NOT SELF-SUPPORTING	159,605,833.49	894,166.51	47,470,000.00	-	113,030,000.00	28,705,000.00
TOTAL REVENUE BONDS	159,605,833.49	894,166.51	47,470,000.00	-	113,030,000.00	28,705,000.00
GENERAL OBLIGATION BONDS						
Gen Oblig Ref Bds Ser 1997	67,611,351.68	4,097,576.08	35,985,000.00	-	35,723,927.76	36,050,000.00
Gen Oblig Ref Bds Ser 1998B	48,282,188.24	277,811.76	48,560,000.00	-	(0.00)	-
Gen Oblig Ref Bds Ser 2003	22,420,000.00	-	2,050,000.00	20,370,000.00	-	-
Gen Oblig Ref Bds Ser 2003A	57,910,000.00	-	2,890,000.00	24,500,000.00	30,520,000.00	30,520,000.00
Gen Oblig Ref Bds Ser 2006A	98,425,000.00	-	-	-	98,425,000.00	8,670,000.00
Gen Oblig Ref Bds Ser 2006B	24,575,000.00	-	-	-	24,575,000.00	2,535,000.00
Gen Oblig Bds Ser 2007	67,895,000.00	-	4,530,000.00	-	63,365,000.00	4,530,000.00
Gen Oblig Ref Bds Ser 2008	19,765,000.00	-	-	-	19,765,000.00	-
Gen Oblig Ref Bds Ser 2008A	93,910,000.00	-	2,890,000.00	-	91,020,000.00	26,185,000.00
Gen Oblig Ref Bds Ser 2009A	195,285,000.00	-	24,975,000.00	-	170,310,000.00	24,995,000.00
Taxable Gen Oblig Bds Ser 2009B	181,780,000.00	-	-	-	181,780,000.00	-
Gen Oblig Ref Bds Ser 2010A	180,490,000.00	-	10,030,000.00	-	170,460,000.00	10,030,000.00
Gen Oblig Ref Bds Ser 2010B	153,050,000.00	-	24,410,000.00	-	128,640,000.00	24,270,000.00
Gen Oblig Ref Bds Ser 2011	326,595,000.00	-	9,255,000.00	-	317,340,000.00	11,330,000.00
Taxable Gen Oblig Ref Bds Ser 2011	268,070,000.00	-	14,755,000.00	-	253,315,000.00	14,755,000.00
Gen Oblig Ref Bds Ser 2013	-	40,370,000.00	-	-	40,370,000.00	3,810,000.00
Gen Oblig Ref Bds Ser 2014A	-	258,925,000.00	-	-	258,925,000.00	-
Taxable Gen Oblig Ref Bds Ser 2014B	-	233,280,000.00	-	-	233,280,000.00	-
SUBTOTAL TPFA	1,806,063,539.92	536,950,387.84	180,330,000.00	44,870,000.00	2,117,813,927.76	197,680,000.00
Gen Oblig Ref Bds (TPWD) Ser 2004	8,480,000.00	-	1,470,000.00	-	7,010,000.00	1,495,000.00
TOTAL G.O. BONDS	1,814,543,539.92	536,950,387.84	181,800,000.00	44,870,000.00	2,124,823,927.76	199,175,000.00
GRAND TOTAL	1,974,149,373.41	537,844,554.35	229,270,000.00	44,870,000.00	2,237,853,927.76	227,880,000.00

UNAUDITED

	Unamortized Premium	Unamortized Discount	Unamortized Gain/(Loss) on Refunding	Net Bonds Outstanding 8/31/2014	Amounts Due Within One Year
REVENUE BONDS					
Bldg Rev Ref Bds Ser 1990	-	-	-	-	-
Bldg Rev Bds Ser 1997B (SPB)	-	-	-	705,000.00	165,000.00
Bldg Rev Bds Ser 1999A (SPB)	-	-	-	8,430,000.00	-
Bldg Rev Ref Bds Ser 2002	-	-	-	3,060,000.00	3,060,000.00
Rev Ref Bds Ser 2004A	-	-	-	39,610,000.00	11,910,000.00
Rev Ref Bds Ser 2004B (SPB)	-	-	-	15,715,000.00	4,410,000.00
TPWD Rev Ref Bds Ser 2004C	-	-	-	14,770,000.00	2,785,000.00
Special Rev Ref Bds (TDH) Ser 2004D	-	-	-	8,980,000.00	2,485,000.00
Rev Bds Ser 2005	-	-	-	10,895,000.00	1,925,000.00
Taxable Lease Rev Bds (THC) Ser 2006	-	-	-	5,460,000.00	455,000.00
Bldg Rev Ref Bds (TDCJ) Ser 2007	-	-	-	315,000.00	315,000.00
Bldg Rev Ref Bds Ser 2008	-	-	-	5,090,000.00	1,195,000.00
SUBTOTAL NOT SELF-SUPPORTING	0.00	0.00	0.00	113,030,000.00	28,705,000.00
TOTAL REVENUE BONDS	0.00	0.00	0.00	113,030,000.00	28,705,000.00
GENERAL OBLIGATION BONDS					
Gen Oblig Ref Bds Ser 1997	-	-	-	35,723,927.76	36,050,000.00
Gen Oblig Ref Bds Ser 1998B	-	-	-	(0.00)	-
Gen Oblig Ref Bds Ser 2003	-	-	-	-	-
Gen Oblig Ref Bds Ser 2003A	-	-	-	30,520,000.00	30,520,000.00
Gen Oblig Ref Bds Ser 2006A	-	-	-	98,425,000.00	8,670,000.00
Gen Oblig Ref Bds Ser 2006B	-	-	-	24,575,000.00	2,535,000.00
Gen Oblig Bds Ser 2007	-	-	-	63,365,000.00	4,530,000.00
Gen Oblig Ref Bds Ser 2008	-	-	-	19,765,000.00	-
Gen Oblig Ref Bds Ser 2008A	-	-	-	91,020,000.00	26,185,000.00
Gen Oblig Ref Bds Ser 2009A	18,686,754.57	-	-	188,996,754.57	27,664,536.37
Taxable Gen Oblig Bds Ser 2009B	-	-	-	181,780,000.00	-
Gen Oblig Ref Bds Ser 2010A	20,553,679.15	-	-	191,013,679.15	11,239,039.95
Gen Oblig Ref Bds Ser 2010B	17,926,997.46	-	-	146,566,997.46	27,855,399.49
Gen Oblig Ref Bds Ser 2011	45,357,243.89	-	-	362,697,243.89	13,849,846.88
Taxable Gen Oblig Ref Bds Ser 2011	2,730,796.38	-	-	256,045,796.38	14,906,710.91
Gen Oblig Ref Bds Ser 2013	5,649,105.05	-	-	46,019,105.05	4,374,910.51
Gen Oblig Ref Bds Ser 2014A	37,046,715.00	-	-	295,971,715.00	-
Taxable Gen Oblig Ref Bds Ser 2014B	-	-	-	233,280,000.00	-
SUBTOTAL TPFA	147,951,291.50	-	-	2,265,765,219.26	208,380,444.11
Gen Oblig Ref Bds (TPWD) Ser 2004	-	-	-	7,010,000.00	1,495,000.00
TOTAL G.O. BONDS	147,951,291.50	0.00	0.00	2,272,775,219.26	209,875,444.11
GRAND TOTAL	147,951,291.50	0.00	0.00	2,385,805,219.26	238,580,444.11

Note A: The 1990 Revenue Refunding, GO Ref Series 97, GO Ref Series 1998B, GO Ref Series 2001A, GO Ref Series 2003, and the GO Ref 2004 (TPWD) issues

include capital appreciation bonds. The discount accretion on capital appreciation bonds is reported with bonds issued in the above table.

Bond Refunded or Extinguished only includes bonds that have been tendered, extinguished or legally defeased. It does not include bonds that have been economically defeased.

Amounts due within one year are principal payments due the following year.

Note B: The Taxable General Obligation Bonds Series 2009B were issued as Build America Bonds and the Authority receives a federal payment.

Refer to the Notes to the Financial Statements for additional information.

Note C: Unamortized premium recorded for bonds issued after 2009.

UNAUDITED

TEXAS PUBLIC FINANCE AUTHORITY
 SCHEDULE 2C - Debt Service Requirements
 For the Fiscal Year ended August 31, 2014

Governmental Activities

Description of Issue	2015	2016	2017	2018	2019	2020-2024	2025-2029	2030-2034	2035-2040	Total Requirements
REVENUE BONDS										
Bldg Rev Ref Bds Ser 1990										
Principal	0.00	0.00	0.00	0.00	0.00	0.00	0.00	0.00	0.00	0.00
Interest	0.00	0.00	0.00	0.00	0.00	0.00	0.00	0.00	0.00	0.00
Bldg Rev Bds Ser 1997B (SPB)										
Principal	165,000.00	170,000.00	180,000.00	190,000.00	0.00	0.00	0.00	0.00	0.00	705,000.00
Interest	31,125.00	22,750.00	14,000.00	4,750.00	0.00	0.00	0.00	0.00	0.00	72,625.00
Bldg Rev Bds Ser 1999A (SPB)										
Principal	0.00	0.00	2,680,000.00	2,805,000.00	2,945,000.00	0.00	0.00	0.00	0.00	8,430,000.00
Interest	379,350.00	379,350.00	319,050.00	195,637.50	66,262.50	0.00	0.00	0.00	0.00	1,339,650.00
Bldg Rev Ref Bds Ser 2002										
Principal	3,060,000.00	0.00	0.00	0.00	0.00	0.00	0.00	0.00	0.00	3,060,000.00
Interest	76,500.00	0.00	0.00	0.00	0.00	0.00	0.00	0.00	0.00	76,500.00
Rev Ref Bds Ser 2004A										
Principal	11,910,000.00	12,470,000.00	8,400,000.00	5,185,000.00	845,000.00	800,000.00	0.00	0.00	0.00	39,610,000.00
Interest	1,666,300.00	1,056,800.00	535,050.00	195,425.00	48,900.00	16,000.00	0.00	0.00	0.00	3,518,475.00
Rev Ref Bds Ser 2004B (SPB)										
Principal	4,410,000.00	4,535,000.00	1,985,000.00	1,995,000.00	1,410,000.00	1,380,000.00	0.00	0.00	0.00	15,715,000.00
Interest	647,600.00	423,975.00	260,975.00	161,475.00	83,400.00	27,600.00	0.00	0.00	0.00	1,605,025.00
TPWD Rev Ref Bds Ser 2004C										
Principal	2,785,000.00	2,870,000.00	2,955,000.00	3,045,000.00	2,205,000.00	910,000.00	0.00	0.00	0.00	14,770,000.00
Interest	659,775.00	518,400.00	372,775.00	222,775.00	91,525.00	18,200.00	0.00	0.00	0.00	1,883,450.00
Special Rev Ref Bds (TDH) Ser 2004D										
Principal	2,485,000.00	2,615,000.00	1,890,000.00	1,990,000.00	0.00	0.00	0.00	0.00	0.00	8,980,000.00
Interest	386,875.00	259,375.00	146,750.00	49,750.00	0.00	0.00	0.00	0.00	0.00	842,750.00
Rev Bds Ser 2005										
Principal	1,925,000.00	1,230,000.00	1,285,000.00	1,335,000.00	1,190,000.00	3,930,000.00	0.00	0.00	0.00	10,895,000.00
Interest	496,318.76	400,068.76	352,406.26	301,006.26	234,256.26	345,025.02	0.00	0.00	0.00	2,129,081.32
Taxable Lease Rev Bds (THC) Ser 2006										
Principal	455,000.00	455,000.00	455,000.00	455,000.00	455,000.00	2,275,000.00	910,000.00	0.00	0.00	5,480,000.00
Interest	273,136.50	249,931.50	226,726.50	203,521.50	180,316.50	545,135.50	48,503.00	0.00	0.00	1,727,271.00
Rev Ref Bds (TDCJ) Ser 2007										
Principal	315,000.00	0.00	0.00	0.00	0.00	0.00	0.00	0.00	0.00	315,000.00
Interest	6,300.00	0.00	0.00	0.00	0.00	0.00	0.00	0.00	0.00	6,300.00
Bldg Rev Ref Bds Ser 2008										
Principal	1,195,000.00	1,245,000.00	1,295,000.00	1,355,000.00	0.00	0.00	0.00	0.00	0.00	5,090,000.00
Interest	186,175.00	137,375.00	83,337.50	27,100.00	0.00	0.00	0.00	0.00	0.00	433,987.50
SUBTOTAL NOT SELF-SUPPORTING	33,514,455.26	29,038,025.26	23,436,070.26	19,716,440.26	9,754,660.26	10,246,960.52	958,503.00	0.00	0.00	126,665,114.82
TOTAL REVENUE BONDS	33,514,455.26	29,038,025.26	23,436,070.26	19,716,440.26	9,754,660.26	10,246,960.52	958,503.00	0.00	0.00	126,665,114.82
GENERAL OBLIGATION BONDS										
Gen Oblig Ref Bds Ser 1997										
Principal	36,050,000.00	0.00	0.00	0.00	0.00	0.00	0.00	0.00	0.00	36,050,000.00
Interest	0.00	0.00	0.00	0.00	0.00	0.00	0.00	0.00	0.00	0.00
Gen Oblig Ref Bds Ser 1998B										
Principal	0.00	0.00	0.00	0.00	0.00	0.00	0.00	0.00	0.00	0.00
Interest	0.00	0.00	0.00	0.00	0.00	0.00	0.00	0.00	0.00	0.00
Gen Oblig Ref Bds Ser 2003										
Principal	0.00	0.00	0.00	0.00	0.00	0.00	0.00	0.00	0.00	0.00
Interest	0.00	0.00	0.00	0.00	0.00	0.00	0.00	0.00	0.00	0.00
Gen Oblig Ref Bds Ser 2003A										
Principal	30,520,000.00	0.00	0.00	0.00	0.00	0.00	0.00	0.00	0.00	30,520,000.00
Interest	1,988,000.00	0.00	0.00	0.00	0.00	0.00	0.00	0.00	0.00	1,988,000.00
Gen Oblig Ref Bds Ser 2006A										
Principal	8,670,000.00	8,660,000.00	8,620,000.00	8,595,000.00	8,570,000.00	42,405,000.00	12,905,000.00	0.00	0.00	98,425,000.00
Interest	4,704,500.00	4,271,250.00	3,839,250.00	3,408,875.00	2,979,750.00	8,510,375.00	680,375.00	0.00	0.00	26,394,375.00
Gen Oblig Ref Bds Ser 2006B										
Principal	2,535,000.00	2,520,000.00	2,495,000.00	2,480,000.00	2,470,000.00	12,075,000.00	0.00	0.00	0.00	24,575,000.00
Interest	1,125,250.00	1,012,800.00	901,150.00	789,250.00	665,500.00	1,488,625.00	0.00	0.00	0.00	5,982,575.00
Gen Oblig Bds Ser 2007										

UNAUDITED

TEXAS PUBLIC FINANCE AUTHORITY
SCHEDULE 2C - Debt Service Requirements
For the Fiscal Year ended August 31, 2014

Governmental Activities

Description of Issue	2015	2016	2017	2018	2019	2020-2024	2025-2029	2030-2034	2035-2040	Total Requirements
Principal	4,530,000.00	4,530,000.00	4,530,000.00	4,525,000.00	4,525,000.00	22,625,000.00	18,100,000.00	0.00	0.00	63,365,000.00
Interest	3,055,000.00	2,828,500.00	2,602,000.00	2,375,625.00	2,149,375.00	7,353,125.00	1,810,000.00	0.00	0.00	22,173,625.00
Gen Oblig Ref Bds Ser 2008										
Principal	0.00	19,765,000.00	0.00	0.00	0.00	0.00	0.00	0.00	0.00	19,765,000.00
Interest	988,250.00	494,125.00	0.00	0.00	0.00	0.00	0.00	0.00	0.00	1,482,375.00
Gen Oblig Ref Bds Ser 2008A										
Principal	26,185,000.00	27,310,000.00	2,890,000.00	2,890,000.00	2,890,000.00	14,430,000.00	14,425,000.00	0.00	0.00	91,020,000.00
Interest	3,669,475.00	2,397,725.00	1,688,425.00	1,572,825.00	1,457,225.00	5,322,925.00	1,795,912.50	0.00	0.00	17,904,512.50
Gen Oblig Ref Bds Ser 2009A										
Principal	24,995,000.00	25,050,000.00	25,100,000.00	25,165,000.00	25,235,000.00	44,765,000.00	0.00	0.00	0.00	170,310,000.00
Interest	7,507,687.50	6,345,312.50	5,141,312.50	3,936,737.50	2,732,850.00	2,008,368.75	0.00	0.00	0.00	27,672,268.75
Taxable Gen Oblig Bds Ser 2009B (A)										
Principal	0.00	0.00	0.00	0.00	0.00	79,580,000.00	92,775,000.00	9,425,000.00	0.00	181,780,000.00
Interest	10,453,789.46	10,453,789.46	10,453,789.46	10,453,789.46	10,453,789.46	45,171,499.39	15,769,405.44	286,143.00	0.00	113,495,995.13
Gen Oblig Ref Bds Ser 2010A										
Principal	10,030,000.00	10,030,000.00	10,030,000.00	10,030,000.00	10,030,000.00	50,135,000.00	50,125,000.00	20,050,000.00	0.00	170,460,000.00
Interest	8,247,250.00	7,745,750.00	7,244,250.00	6,742,750.00	6,241,250.00	23,792,375.00	11,278,125.00	1,002,500.00	0.00	72,294,250.00
Gen Oblig Ref Bds Ser 2010B										
Principal	24,270,000.00	26,130,000.00	26,120,000.00	26,090,000.00	26,030,000.00	0.00	0.00	0.00	0.00	128,640,000.00
Interest	5,686,975.00	4,470,225.00	3,198,975.00	1,914,987.50	633,250.00	0.00	0.00	0.00	0.00	15,904,412.50
Gen Oblig Ref Bds Ser 2011										
Principal	11,330,000.00	26,710,000.00	25,355,000.00	23,470,000.00	23,960,000.00	133,115,000.00	50,110,000.00	23,290,000.00	0.00	317,340,000.00
Interest	15,289,550.00	14,358,300.00	13,064,550.00	11,890,737.50	10,792,650.00	34,593,250.00	11,923,000.00	1,327,000.00	0.00	113,239,037.50
Taxable Gen Oblig Ref Bds Ser 2011										
Principal	14,755,000.00	14,755,000.00	14,755,000.00	14,750,000.00	14,755,000.00	73,770,000.00	73,750,000.00	32,025,000.00	0.00	253,315,000.00
Interest	9,513,344.02	9,070,694.02	8,628,044.02	8,222,122.76	7,824,021.65	31,592,207.35	16,542,922.50	1,798,284.15	0.00	93,191,640.47
Gen Oblig Ref Bds Ser 2013										
Principal	3,810,000.00	4,195,000.00	4,120,000.00	4,055,000.00	4,005,000.00	20,185,000.00	0.00	0.00	0.00	40,370,000.00
Interest	1,746,387.50	1,624,387.50	1,458,087.50	1,292,593.75	1,109,375.00	2,568,125.00	0.00	0.00	0.00	9,798,956.25
Gen Oblig Ref Bds Ser 2014A										
Principal	0.00	14,330,000.00	14,325,000.00	14,320,000.00	14,320,000.00	71,565,000.00	71,580,000.00	58,485,000.00	0.00	258,925,000.00
Interest	8,280,810.69	11,191,650.00	10,833,475.00	10,332,200.00	9,687,800.00	38,457,700.00	20,644,000.00	4,983,100.00	0.00	114,410,735.69
Gen Oblig Ref Bds Ser 2014B (CPRIT)										
Principal	0.00	12,465,000.00	12,465,000.00	12,465,000.00	12,465,000.00	62,300,000.00	62,300,000.00	58,820,000.00	0.00	233,280,000.00
Interest	4,713,033.20	6,438,211.95	6,384,986.40	6,269,809.80	6,090,937.05	26,299,440.80	16,890,832.50	5,514,192.70	0.00	78,801,444.40
SUBTOTAL TPFA	284,649,302.37	279,152,720.43	226,243,294.88	218,037,303.27	212,072,773.16	854,108,016.29	543,404,572.94	217,006,219.85	0.00	2,834,674,203.19
Gen Oblig Ref Bds (TPWD) Ser 2004										
Principal	1,495,000.00	1,530,000.00	1,560,000.00	825,000.00	810,000.00	790,000.00	0.00	0.00	0.00	7,010,000.00
Interest	285,800.00	210,175.00	132,925.00	78,456.25	47,293.75	15,800.00	0.00	0.00	0.00	770,450.00
TOTAL G.O. BONDS	286,430,102.37	280,892,895.43	227,936,219.88	218,940,759.52	212,930,066.91	854,913,816.29	543,404,572.94	217,006,219.85	0.00	2,842,454,653.19
GRAND TOTAL	319,944,557.63	309,930,920.69	251,372,290.14	238,657,199.78	222,684,727.17	865,160,776.81	544,363,075.94	217,006,219.85	0.00	2,969,119,768.01

Note A: The Taxable General Obligation Bonds Series 2009B were issued as Build America Bonds and the Authority receives a federal payment.

UNAUDITED

TEXAS PUBLIC FINANCE AUTHORITY (347)

Schedule 2D - Analysis of Funds Available for Debt Service

For the Fiscal Year ended August 31, 2014

Governmental Activities

General Obligation Bonds

Description of Issue	SOURCES OF FUNDS					Total Sources Available
	(A) Beginning Balance Available for Debt Service 09/01/13	(B, C) Interest Earned on Investments	(B) Other Pledged Sources	Other Sources		
				Operating Transfers	State's General Revenue	
Gen Oblig Ref Bds Ser 1997	11,694.62	1,353.06			35,973,305.38	35,986,353.06
Gen Oblig Ref Bds Ser 1998B	4,696.41	1,820.64			48,555,303.59	48,561,820.64
Gen Oblig Ref Bds Ser 2003	19.74	98.39			2,635,899.01	2,636,017.14
Gen Oblig Ref Bds Ser 2003A	48.51	190.53			5,092,196.14	5,092,435.18
Gen Oblig Ref Bds Ser 2006A	83.19	185.17			4,921,074.97	4,921,343.33
Gen Oblig Ref Bds Ser 2006B	19.80	44.24			1,175,908.26	1,175,972.30
Gen Oblig Bds Ser 2007	57.21	292.54			7,811,210.33	7,811,560.08
Gen Oblig Ref Bds Ser 2008	17.71	37.19			988,213.85	988,268.75
Gen Oblig Ref Bds Ser 2008A	74.22	271.46			7,237,260.68	7,237,606.36
Gen Oblig Ref Bds Ser 2009A	156.14	1,259.28	419,288.62		33,207,186.78	33,627,890.82
Taxable Gen Oblig Bds Ser 2009B	608.98	483.57	3,367,949.60		7,085,004.19	10,454,046.34
Gen Oblig Ref Bds Ser 2010A	149.98	703.82	1,607,816.09		17,170,231.16	18,778,901.05
Gen Oblig Ref Bds Ser 2010B	127.74	1,172.54	2,678,564.04		28,604,990.21	31,284,854.53
Gen Oblig Ref Bds Ser 2011	267.98	471.72	789,035.30		24,186,570.10	24,976,345.10
Taxable Gen Oblig Ref Bds Ser 2011	143,558.61	998.30	24,566,621.98		-	24,711,178.89
Gen Oblig Ref Bds Ser 2013	-	19.56			515,518.61	515,538.17
Gen Oblig Ref Bds Ser 2014A	-				-	-
Taxable Gen Oblig Ref Bds Ser 2014B	-				-	-
SUBTOTAL TPFA	161,580.84	9,402.01	33,429,275.63	-	225,159,873.26	258,760,131.74
TPWD Bds Ser 2004 REF (E)	8.64	68.57			2,562,701.58	2,562,778.79
GRAND TOTAL	161,589.48	9,470.58	33,429,275.63	-	227,722,574.84	261,322,910.53

UNAUDITED

Description of Issue	APPLICATION OF FUNDS					Ending Balance Available for	
	Principal	Interest	Refunded or Extinguished	Other Application of Funds	Total Application of Funds	Required	Actual
Gen Oblig Ref Bds Ser 1997	35,985,000.00	-			35,985,000.00		1,353.06
Gen Oblig Ref Bds Ser 1998B	48,560,000.00	-			48,560,000.00		1,820.64
Gen Oblig Ref Bds Ser 2003	2,050,000.00	585,918.75			2,635,918.75		98.39
Gen Oblig Ref Bds Ser 2003A	2,890,000.00	2,202,406.25			5,092,406.25		28.93
Gen Oblig Ref Bds Ser 2006A	-	4,921,250.00			4,921,250.00		93.33
Gen Oblig Ref Bds Ser 2006B	-	1,175,950.00			1,175,950.00		22.30
Gen Oblig Bds Ser 2007	4,530,000.00	3,281,500.00			7,811,500.00		60.08
Gen Oblig Ref Bds Ser 2008	-	988,250.00			988,250.00		18.75
Gen Oblig Ref Bds Ser 2008A	2,890,000.00	4,347,525.00			7,237,525.00		81.36
Gen Oblig Ref Bds Ser 2009A	24,975,000.00	8,652,737.50			33,627,737.50		153.32
Taxable Gen Oblig Bds Ser 2009B (D)	-	10,453,789.46			10,453,789.46		256.88
Gen Oblig Ref Bds Ser 2010A	10,030,000.00	8,748,750.00			18,778,750.00		151.05
Gen Oblig Ref Bds Ser 2010B	24,410,000.00	6,874,725.00			31,284,725.00		129.53
Gen Oblig Ref Bds Ser 2011	9,255,000.00	15,721,050.00			24,976,050.00		295.10
Taxable Gen Oblig Ref Bds Ser 2011	14,755,000.00	9,955,994.02			24,710,994.02		184.87
Gen Oblig Ref Bds Ser 2013	-	515,518.61			515,518.61		19.56
Gen Oblig Ref Bds Ser 2014A	-	-			-		-
Taxable Gen Oblig Ref Bds Ser 2014B	-	-			-		-
SUBTOTAL TPFA	180,330,000.00	78,425,364.59	-	-	258,755,364.59	-	4,767.15
TPWD Bds Ser 2004 REF (E)	1,470,000.00	359,925.00		732,847.42	2,562,772.42		6.37
GRAND TOTAL	181,800,000.00	78,785,289.59	-	732,847.42	261,318,137.01	-	4,773.52

(A)

(B)

Notes to the Analysis of Funds Available for Debt Service-General Obligation Bonds:

Note A: The Bond Resolution indentures for the General Obligation issues of the Authority do not require a minimum balance in the Debt Service Funds.

Note B: Represents the total of the respective items classified as relating to General Obligation Bonds on Exh. B-2.

Note C: Interest Earned on Investments has been adjusted for rounding in order to reflect actual beginning balances and ending balances.

Note D: Taxable Gen Oblig Bds Ser 2009B were issued as Build America Bonds and the Authority receives a federal payment.

Refer to the Notes to the Financial Statements for additional information.

Note E: Gen Oblig Ref Bds (TPWD) Ser 2004 have pledged revenues of park entrance fees and sale of conservation permits that are available for debt service. These pledged revenues are held in Fund 965 by the Texas Parks and Wildlife Department and are included in the Debt Service Fund Balance.

UNAUDITED

TEXAS PUBLIC FINANCE AUTHORITY (347)
 SCHEDULE 2D - Analysis of Funds Available for Debt Service
 For the Fiscal Year ended August 31, 2014

Governmental Activities
 Revenue Bonds

Description of Issue	Pledged and Other Sources and Related Expenditures				Pledged and Other Sources and Related Expenditures			
	Operating Revenues	Interest Earned on Investments	Other Pledged Sources	a Total Pledged Sources	b Other Sources	c Operating Expenses and Expenditures	d Capital Outlay	(a+b-c-d) Net Available for Debt Service
Bldg Rev Ref Bds Ser 1990 (B)	\$	\$	\$	\$	\$	\$	\$	\$
Bldg Rev & Rev Ref Ser 1992B (E)								
Bldg Rev Bds Ser 2000A								
Rev Ref Bds Ser 2002								
Rev Ref Bds Ser 2004A								
Bldg Rev Bds Ser 2005								
Bldg Rev Ref Bds Ser 2008								
Total Revenue Bonds with								
Shared Pledged Revenue Source (D)		1,136.42	36,941,474.00	36,942,610.42	0.00	0.00	0.00	36,942,610.42
Bldg Rev Bds Ser 1997B, 99A, 2004B Ref (SPB)		172.06	5,738,646.02	5,738,818.08	0.00	0.00	0.00	5,738,818.08
Special Rev Bds (TDH) Ser 2004D Ref (F)		1,188.56	2,871,897.14	2,873,085.70	0.00	0.00	0.00	2,873,085.70
TPWD Rev Bds Ser 2004C Ref		132.93	3,507,012.67	3,507,145.60	0.00	0.00	0.00	3,507,145.60
Bldg Rev & Rev Ref (TDCJ) Bds Ser 2007		170.00	4,669,802.95	4,669,972.95	0.00	0.00	0.00	4,669,972.95
Taxable Lease Rev Bds (THC) Ser 2006		24.00	756,443.63	756,467.63	0.00	0.00	0.00	756,467.63
SUBTOTAL NOT SELF-SUPPORTING	-	2,823.97	54,485,276.41	54,488,100.38	0.00	0.00	0.00	54,488,100.38
GRAND TOTAL	\$ -	\$ 2,823.97	\$ 54,485,276.41	\$ 54,488,100.38	\$ -	\$ -	\$ -	\$ 54,488,100.38
	(H)	(A)	(A)	(A)				

UNAUDITED

Description of Issue	Debt Service		Refunded or Extinguished	Restricted Account Balances			
	Principal	Interest		Interest and Sinking Fund		Reserve Fund	
				Minimum	Actual	Minimum	Actual
Bldg Rev Ref Bds Series 1990	\$ 15,605,000.00	\$ -	\$ -	\$ -	\$ -	\$ -	\$ -
Rev Ref Bds Ser 2002	910,000.00	171,655.00	-	-	-	-	-
Rev Ref Bds Ser 2004A	12,885,000.00	2,286,175.00	-	-	-	-	-
Bldg Rev Bds Ser 2005	1,870,000.00	580,468.76	-	-	-	-	-
Bldg Rev Ref Bds Ser 2008	1,655,000.00	243,175.00	-	-	-	-	-
Total Revenue Bonds with Shared Pledged Revenue Source (G)	32,925,000.00	3,281,473.76	-	N/A	-	N/A	-
Bldg Rev & Rev Ref Bds Ser 1997B, Ser 1999A, 2000B, 2004B Ref	4,455,000.00	1,283,825.00	-	-	-	-	-
Special Rev Bds (TDH) Ser 2004D Ref (E)(F)	2,365,000.00	508,125.00	-	-	-	2,539,175.00	2,539,175.00
TPWD Rev Bds Ser 2004C Ref	2,710,000.00	797,150.00	-	-	-	-	-
Bldg Rev & Rev Ref (TDCJ) Bds Ser 2007	4,555,000.00	114,975.00	-	-	-	-	-
Taxable Lease Rev Bds (THC) Ser 2006	460,000.00	296,469.00	-	-	-	-	-
SUBTOTAL NOT SELF-SUPPORTING	47,470,000.00	6,282,017.76	-	N/A	-	N/A	2,539,175.00
GRAND TOTAL	\$ 47,470,000.00	\$ 6,282,017.76	\$ -	N/A	\$ -	N/A	\$ 2,539,175.00
	(A)	(A)		(G)	(A)	(H)	(A)

Notes to Schedule of Pledged Revenues for Revenue Bonds Outstanding:

Note A: Represents the total of the respective items classified as relating to the Revenue Bonds on Exh. B-2.

Note B: The Series 1985A & 1986 Bonds were fully defeased by the Revenue Refunding Series 1990.

Note C: Revenue Refunding Series 1992B refunded Bldg Rev Bds Ser 87, Bldg Rev Bds Ser 90A, Bldg Rev Bds Ser 90B, and Bldg Rev Bds Ser 91A.

Note D: Pledged Revenues are not allocated to each series of Bonds.

Note E: Revenue and expenditures recorded by other agencies that are reported here are only reflected on bond schedules.

Note F: The Authority has adopted a First Amended and Restated Bond Resolution which authorizes the issuance of the Bonds on a parity with the Series 1996B Bonds and amends and supersedes the Original Resolution to amend various provisions of the Original Resolution including amendments to redefine and clarify the pledged security and to authorize the use of a surety bond policy in lieu of a cash reserve fund. DSHS ending fund balance was \$520,326 and the Available Transferred Revenues were \$30,308,805 for the reporting period.

Note G: A minimum balance requirement is not applicable for the duration of the Interest and Sinking Fund.

Note H: Beginning balances, which may be pledged for debt service, are not included in this schedule.

UNAUDITED

TEXAS PUBLIC FINANCE AUTHORITY
 SCHEDULE 2E - Defeased Bonds Outstanding
 For the Fiscal Year ended August 31, 2014

Governmental Activities

Description of Issue	Year Refunded	Par Value Outstanding	Escrow Agent
REVENUE BONDS			
Building Revenue Refunding Bonds Series 86 (A)	1990	0.00	BNY
SUBTOTAL TPFA		<u>0.00</u>	
TNRLC Lease Revenue Bonds Series 1991 (B)	1995	0.00	TTSTC
TOTAL REVENUE BONDS		<u>0.00</u>	
GENERAL OBLIGATION BONDS			
General Obligation Refunding Bonds Series 2002	2010	0.00	TTSTC
General Obligation Refunding Bonds Series 2003	2010	0.00	TTSTC
General Obligation Refunding Bonds Series 2002	2011	0.00	TTSTC
General Obligation Refunding Bonds Series 2003	2011	0.00	TTSTC
General Obligation Refunding Bonds Series 2003A	2011	0.00	TTSTC
General Obligation Refunding Bonds Series 2006A	2011	0.00	TTSTC
General Obligation Refunding Bonds Series 2006B	2011	0.00	TTSTC
TOTAL G.O. BONDS		<u>0.00</u>	
TOTAL ALL BONDS		<u>0.00</u>	

Note A: Building Revenue Bonds Series 86, and General Obligation Refunding Bonds, include accretion to date on capital appreciation bonds.

Note B: TNRLC Lease Rev Bonds Series 1991 were not refunded, but were partially defeased and the remaining outstanding bonds were extraordinarily redeemed.

TTSTC: Texas Treasury Safekeeping Trust Company
 BNY: The Bank of New York Mellon Trust Company, N.A.

UNAUDITED

TEXAS PUBLIC FINANCE AUTHORITY
 SCHEDULE 2F - Early Extinguishment and Refunding
 For the Fiscal Year ended August 31, 2014

Governmental Activities

Description of Issue	Category	Amount Extinguished or Refunded	For Refunding Only		
			Refunding Issue Par Value	Cash Flow Increase (Decrease)	Economic Gain/ Loss
GENERAL OBLIGATION BONDS					
Gen Oblig Ref Bds Ser 2003	Current Refunding	20,370,000.00	18,327,098.28	3,125,883.70	2,845,274.31
Gen Oblig Ref Bds Ser 2003A	Current Refunding	24,500,000.00	22,042,901.72	3,759,653.94	3,422,151.24
Total General Obligation Bonds		44,870,000.00	40,370,000.00	6,885,537.64	6,267,425.55
REVENUE BONDS					
Total Revenue Bonds					
Total: Governmental Activities		44,870,000.00	40,370,000.00	6,885,537.64	6,267,425.55

