


STATE OF TEXAS

TXD P4050.3 H629 1999/2000S
4/23/2001 Depository Library 0610 04/06
University of Texas-Pan American
37176513

THE UNIVERSITY OF TEXAS-PAN AMERICAN
0 1161 0448 7826



Texas State Capitol - Austin, Texas

U.S. GOVERNMENT DOCUMENT
DEPOSITORY LIBRARY NO. 610
APR 24 2001
UNIVERSITY OF TEXAS PAN AMERICAN
EDINBURG, TEXAS 78539-2999

FISCAL YEAR 2000 SEMI-ANNUAL HISTORICALLY UNDERUTILIZED BUSINESS (HUB) REPORT



TABLE OF CONTENTS

EXECUTIVE MANAGEMENT LETTER		
Executive Director Cover Letter with Attachments (A1 – A3)		
DOCUMENTATION TO COMPILE THE STATEWIDE HUB REPORT		1
SECTION I	STATEWIDE TOTALS	10
SECTION II	STATEWIDE ANALYSIS OF AWARDS	
	(A) Statewide Analysis of Total Awards	11
	(B) Statewide Analysis of Awards by Certified HUBs	11
	(C) Statewide Analysis of Awards by Certified HUBs by Procurement Category	12
SECTION III	EXECUTIVE SUMMARY	
	(A) Ten (10) Largest Spending Agencies by Total Expenditures	15
	(B) Ten (10) Agencies Spending More than \$5 Million with <u>Largest Percentage</u> Spent with Adjusted HUBs	16
	(C) Ten (10) Agencies Spending More than \$5 Million with <u>Smallest Percentage</u> Spent with Adjusted HUBs	17
	(D) Sixteen (16) Agencies with \$0 Expenditures with Adjusted HUBs	18
SECTION IV	ANALYSIS OF AWARDS	
	(A) Procurement Categories and Included Expenditure Object Codes for the FY '00 Annual HUB Report	19
	(B) By Six Categories by Object Code	23
	(C) By Object Code	27
SECTION V	GROUP PURCHASING	31
SECTION VI	PURCHASES AWARDED AND MANAGED BY GSC	
	(A) Central Procurement Services	33
	(B) Design and Construction	34
SECTION VII	AGENCIES' EXPENDITURE SUMMARY DATA	
	(A) List by Agency Name	35
	(B) List by Agency Number	36
	(C) Summary Data Pages (217 reporting agencies)	37
SECTION VIII	SUPPLEMENTAL REPORTS	
	(A) Supplemental Summary Letters	
	(B) Number of HUBs Participating in State Bond Issuances	
	(C) Number of HUB Bids/Proposals Received	
	(D) Number of Contract Awarded to HUBs	
SECTION IX	GRADUATION OF HISTORICALLY UNDERUTILIZED BUSINESSES	
	(A) Graduated HUB Vendors from 10/04/95 to 04/10/2000	
	(B) Revenue Report for Graduated Vendors by Agency	
ATTACHMENT 1	STATE DEPOSITORY LIBRARIES LISTING	
ATTACHMENT 2	HUB REPORTING PROCEDURES	

EXECUTIVE MANAGEMENT LETTER



General Services Commission

1711 San Jacinto - P.O. Box 13047
 Austin, Texas 78711-3047
 Web Site: www.gsc.state.tx.us
 (512) 463-3035

CHAIRMAN
 Gene Shull
COMMISSIONERS
 Tomas Cardenas, Jr. P.E.
 Jim Cox
 Dionicio Vidal Flores, P.E.
 Fred N. Moses
 Barbara Rusling
EXECUTIVE DIRECTOR
 Jim Muse

April 17, 2000

The Honorable George W. Bush
 Governor of Texas
 P.O. Box 12428
 Austin, TX 78711

Dear Governor Bush:

Please find for your review, an attached copy of the FY 2000 Semi-Annual Historically Underutilized Business (HUB) Report, in accordance with Texas Government Code, Chapter 2161. The compilation for the report is identified on page 1.

In accordance with the Texas Government Code, the General Services Commission (GSC) is required to report all expenditures including treasury, non-treasury, subcontracting, term contract and group purchasing data. The Comptroller of Public Accounts reports all treasury data and each agency and institution of higher education reports non-treasury and subcontracting data to the GSC. Eighty-four (84) agencies/universities reported non-treasury data and forty-three (43) agencies/universities submitted HUB subcontracting data. Although a routine review of the reported information is conducted, we cannot confirm non-treasury, subcontracting, term contract and group purchasing data submitted by the state agencies and universities.

State agencies and institutions of higher education receive credit for awards made to all HUBs actively certified by the GSC during the semi-annual reporting period (September 1, 1999 – February 29, 2000). The format for the FY 2000 Semi-Annual HUB Report reflects six adjusted procurement HUB goals approved by the GSC. The following chart summarizes expenditures by procurement categories, total expenditures, total HUB expenditures, adjusted HUB expenditures, and total other HUB expenditures (dollars are rounded):

Procurement Category	HUB Goal	Total Expenditures	Total HUB Utilization	Total Adjusted HUB Utilization	Adjusted HUB Goal	Total Other HUB Utilization	Other HUB Goal
Heavy Construction	11.90%	\$1,435,928,245	\$156,189,489 (10.87%)	\$ 72,803,027 (5.07%)	6.6%	\$ 83,386,462 (5.80%)	5.3%
Building Construction	26.10%	\$ 299,147,008	\$ 33,523,835 (11.20%)	\$ 27,536,895 (9.20%)	25.1%	\$ 5,986,940 (2.00%)	1.0%
Special Trade	57.20%	\$ 112,896,168	\$ 22,190,601 (19.58%)	\$ 11,703,646 (10.30%)	47.0%	\$10,486,955 (9.28%)	10.2%
Professional Services	20.00%	\$ 141,755,015	\$ 14,737,848 (10.39%)	\$ 9,758,597 (6.88%)	18.1%	\$ 4,979,251 (3.51%)	1.9%
Other Services	33.00%	\$ 715,616,966	\$ 82,853,495 (11.50%)	\$ 82,853,495 (11.50%)	33.0%	NA	NA
Commodity Purchasing	12.60%	\$ 1,057,769,019	\$145,686,078 (13.77%)	\$105,268,608 (9.95%)	11.5%	\$ 40,417,470 (3.82%)	1.1%

Note: The adjusted HUB goals identify the expenditures to the HUB groups who have been "underutilized" as defined by the Texas Disparity Study. State agencies are required to meet or exceed the adjusted HUB goals as part of its good faith efforts in accordance with the HUB Rules. The total HUB utilization includes direct payments to HUBs and indirect payments to HUBs through subcontracting.

For comparison purposes, Attachment A-1, Executive Management Summary, highlights a statewide comparison between the FY 1999 and FY 2000 Semi-Annual consolidated expenditures and the overall HUB percentages in the six procurement categories.

Attachments A-2 and A-3 are bar graphs identifying both the direct and indirect HUB payments (HUB subcontracting) in relation to non-HUB payments for the FY 1999 and FY 2000 Semi-Annual HUB reporting periods.

September 15, 2000 is the reporting deadline for submitting mandatory treasury, non-treasury, subcontractor, and/or group purchasing expenditure data and optional reporting of procurement card HUB data for the Fiscal Year 2000 Annual HUB Report. The mandatory supplemental report showing the number of HUBs Participating in State Bond Issuances, HUBs Submitting Bids and/or Proposals and Contracts Awarded to HUBs are also due on this date. For this report, Fifty-one (51) agencies/universities submitted an optional Supplemental Summary Letter, which provided additional clarification on how their agency made good faith efforts to assist HUBs in reaching their goals. View supplemental letters at <http://www.gsc.state.tx.us/hubbid/99supsum.html>.

Beginning with this report we are reporting the number of contracts awarded to HUBs and the graduation rates for HUBs that exceed size standards. These reports are summarized in sections VIII and IX.

If you have any questions or need additional information, please contact myself at 463-3446, Robert Hall, Director, HUB Certification and Compliance Program at 463-3419 or Angie Brown, HUB Reporting Coordinator, at 463-3174.

Sincerely,


Jim Muse
Executive Director

JM: MK; TJ

Attachments: A-1, Executive Management Summary – Procurement Goals and Performances
A-2, FY 1999 Semi-Annual HUB Report Total Expenditures Charts
A-3, FY 2000 Semi-Annual HUB Report Total Expenditures Charts

cc: The Honorable Rick Perry, Lieutenant Governor
The Honorable James E. "Pete" Laney, Speaker of the House of Representatives
The Members of the Texas Senate
The Members of the Texas House of Representatives
The GSC Commissioners

UNDERUTILIZED BUSINESS
(HUB) REPORT

EXECUTIVE
MANAGEMENT
SUMMARY

FY'99 AND FY '00
SEMI-ANNUAL

PROCUREMENT
UTILIZATION GOALS AND
PROCUREMENT
CATEGORIES

ADJUSTED
(UNDERUTILIZED) AND
OTHER (OVERUTILIZED)
HUB GROUPS

FY'99 & FY '00

STATEWIDE SEMI-ANNUAL
HUB REPORT COMPARISON-

CONSOLIDATED TOTAL
EXPENDITURES BY
PROCUREMENT CATEGORY

I. HUB GOALS AND GROUP UTILIZATION

Procurement Category	HUB Goal	Adjusted HUB Goal	Other HUB Goal
Heavy Construction	11.9%	6.6% (BL, HI, AS, NA)	5.3% (WO)
Building Construction	26.1%	25.1% (BL, HI, WO)	1.0% (AS, NA)
Special Trade	57.2%	47.0% (BL, HI)	10.2% (AS, NA, WO)
Professional Services	20.0%	18.1% (BL, HI, WO)	1.9% (AS, NA)
Other Services	33.0%	33.0% (BL, HI, AS, NA, WO)	N/A
Commodity Purchasing	12.6%	11.5% (BL, HI, WO)	1.1% (AS, NA)

HUB Groups are identified as follows:

AS	=	Asian Pacific American;
BL	=	Black American;
HI	=	Hispanic American;
NA	=	Native American;
WO	=	American Woman (all women excluding NA, AS, BL, and HI women)

II. STATEWIDE- SEMI-ANNUAL FISCAL YEAR 1999 CONSOLIDATED TOTAL EXPENDITURES

Category	HUB Goal	Total Expenditures	Total HUB Utilization	Total Adjusted HUB Utilization	Adjusted HUB Goal	Total Other HUB Utilization	Other HUB Goal
Procurement	11.90%	\$1,155,066,050	\$146,538,750 (10.08%)	\$54,817,038 (4.74%)	6.6%	\$61,721,712 (5.34%)	5.3%
Heavy Construction	26.10%	\$ 214,924,974	\$ 23,688,549 (11.01%)	\$21,207,678 (9.86%)	25.1%	\$ 2,480,781 (1.15%)	1.0%
Building Construction	57.20%	\$ 112,010,009	\$ 21,709,588 (19.32%)	\$12,716,509 (11.30%)	47.0%	\$ 8,993,079 (8.02%)	10.2%
Special Trade	20.00%	\$ 117,583,724	\$ 18,727,219 (15.90%)	\$11,899,786 (10.10%)	18.1%	\$ 6,827,433 (5.80%)	1.9%
Professional Services	33.00%	\$ 699,775,724	\$ 83,270,317 (11.80%)	\$83,270,317 (11.80%)	33.0%	N/A	NA
Other Services	12.60%	\$ 968,914,954	\$136,746,001 (14.07%)	\$99,175,657 (10.20%)	11.5%	\$37,570,344 (3.87%)	1.1%
Commodity Purchasing							

III. STATEWIDE - SEMI- ANNUAL FISCAL YEAR 2000 CONSOLIDATED TOTAL EXPENDITURES

Category	HUB Goal	Total Expenditures	Total HUB Utilization	Total Adjusted HUB Utilization	Adjusted HUB Goal	Total Other HUB Utilization	Other HUB Goal
Procurement	11.90%	\$1,435,928,245	\$156,189,489 (10.87%)	\$ 72,803,027 (5.07%)	6.6%	\$83,386,462 (5.80%)	5.3%
Heavy Construction	26.10%	\$ 299,147,008	\$ 33,523,835 (11.20%)	\$ 27,536,895 (9.20%)	25.1%	\$ 5,986,940 (2.00%)	1.0%
Building Construction	57.20%	\$ 112,896,168	\$ 22,190,601 (19.58%)	\$ 11,703,646 (10.30%)	47.0%	\$10,486,955 (9.28%)	10.2%
Special Trade	20.00%	\$ 141,755,015	\$ 14,737,848 (10.39%)	\$ 9,758,597 (6.88%)	18.1%	\$ 4,979,251 (3.51%)	1.9%
Professional Services	33.00%	\$ 715,616,966	\$ 82,853,495 (11.50%)	\$ 82,853,495 (11.50%)	33.0%	N/A	NA
Other Services	12.60%	\$1,057,769,019	\$145,686,078 (13.77%)	\$105,268,608 (9.95%)	11.5%	\$40,417,470 (3.82%)	1.1%
Commodity Purchasing							

IV. STATEWIDE - SEMI-ANNUAL FISCAL YEARS 1999 AND 2000 PERCENTAGE COMPARISON

Semi-Annual HUB Report	Total Expenditures	Total HUB Expenditures	Adjusted (Underutilized) HUB Expenditures	Other (Overutilized) HUB Expenditures
FY '99	\$3,268,275,413	\$400,680,334 (12.26%)	\$283,086,985 (8.66%)	\$117,593,349 (3.60%)
FY '00	\$3,763,112,421	\$455,181,346 (12.10%)	\$309,924,268 (8.24%)	\$145,257,078 (3.86%)

V. STATEWIDE - ANNUAL FISCAL YEARS 1999 AND 2000 ANALYSIS OF AWARDS

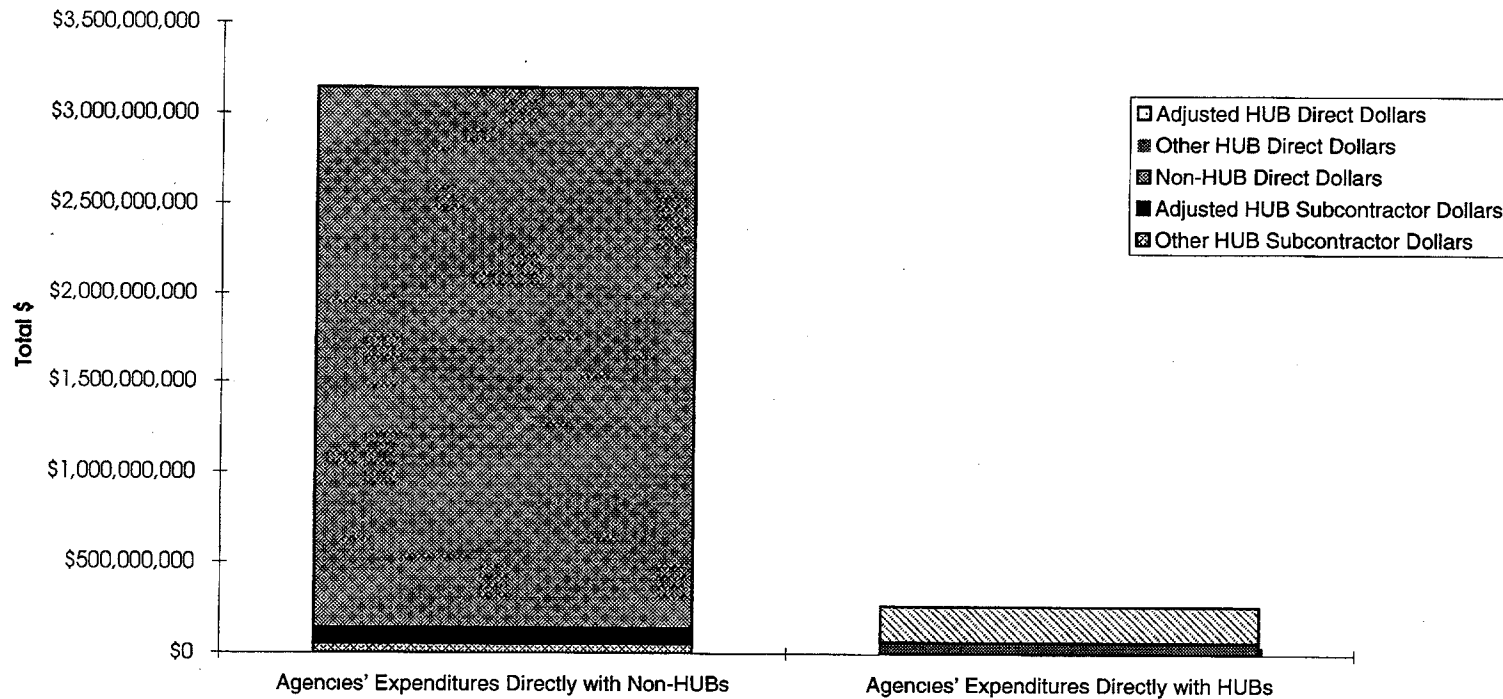
Semi-Annual HUB Report	Number of Certified HUBs	Number of HUBs Receiving Awards	Percent (%) of HUBs Receiving Awards
FY 99	6,473	2,859	44%
FY '00	6,448	2,777	43%

NOTE: The State no longer has an overall HUB goal. For comparison purposes only, the General Services Commission (GSC) conducted an analysis of the FY '99 and the FY '00 Semi-Annual HUB Reports. The total dollars spent by the State of Texas were compared with the total dollars and percentages awarded to HUBs. The State's overall HUB expenditure percentage for the Semi-Annual FY '99 reporting period was 12.26 percent. The State's overall total HUB expenditure percentage for the Semi-Annual FY '00 reporting period is 12.10 percent. The Semi-Annual FY '99 and FY '00 comparison is shown in Section IV above.

The adjusted HUB goals-identify the expenditures of the HUB groups who have been underutilized in accordance with the Texas Disparity Study. State agencies are required to meet or exceed the adjusted HUB goals as part of its good faith outreach in accordance with the HUB Rules. The total HUB utilization includes direct payments to HUBs and indirect payments to HUBs through subcontracting.

Statistical Sources: All dollars in Section II, III, and IV above are rounded based upon Section I of the HUB Report. Section V above is based upon Section II of the HUB report.

Fiscal Year 1999 (FY '99) Semi-Annual HUB Report Total Expenditures: \$3,268,275,413



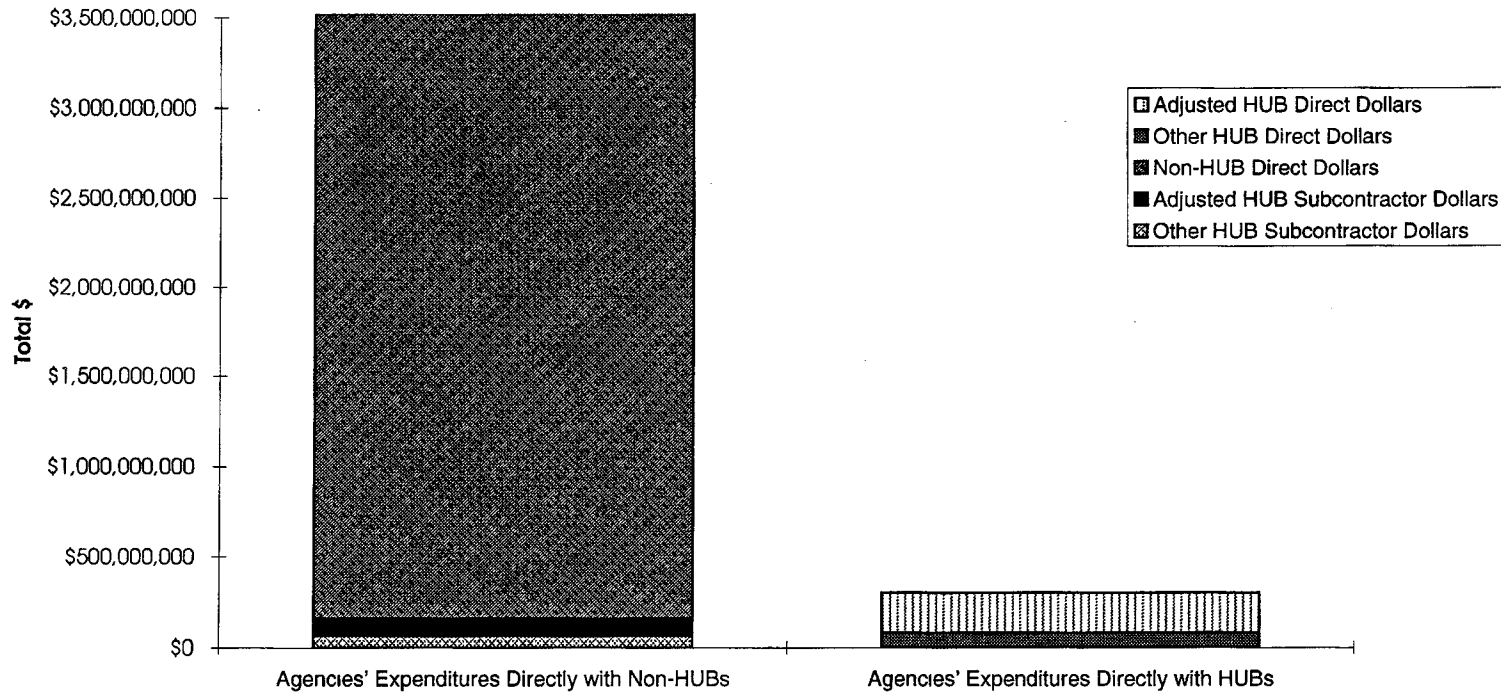
Dollars are rounded based on Section I of HUB Report

FY '99 Semi-Annual Detail of Total Expenditures

Agencies' Expenditures Directly with Non-HUBs:	\$3,003,742,475	91.91%	Agencies' Expenditures Directly with HUBs:	\$264,532,926	8.09%
Non-HUB Expenditures w/ Adjusted HUB Subcontractors (Indirect):	\$84,210,810		Agencies' Expenditures w/ Adjusted HUBs:	\$198,876,169	
Non-HUB Expenditures w/ Other HUB Subcontractors (Indirect):	\$51,936,586		Agencies' Expenditures w/ Other HUBs:	\$65,656,757	
Total HUB Subcontractor (Indirect) Expenditures:	\$136,147,396	4.17%			

FY '99 Semi- Annual Total HUB (Indirect + Direct) Expenditures: \$ 400,680,334 12.26%

Fiscal Year 2000 (FY '00) Semi-Annual HUB Report Total Expenditures: \$3,763,112,421



Dollars are rounded based on Section I of HUB Report

FY '00 Semi-Annual Detail of Total Expenditures

Agencies' Expenditures Directly with Non-HUBs:	\$3,465,831,649	92.10%	Agencies' Expenditures Directly with HUBs:	\$297,280,759	7.90%
Non-HUB Expenditures w/ Adjusted HUB Subcontractors (Indirect):	\$91,894,788		Agencies' Expenditures w/ Adjusted HUBs:	\$218,029,473	
Non-HUB Expenditures w/ Other HUB Subcontractors (Indirect):	\$66,005,786		Agencies' Expenditures w/ Other HUBs:	\$79,251,286	
Total HUB Subcontractor (Indirect) Expenditures:	\$157,900,574	4.20%			
FY 00 Semi- Annual Total HUB (Indirect + Direct) Expenditures:	\$	455,181,346	12.10%		

DOCUMENTATION TO COMPILE THE STATEWIDE HUB REPORT

**GENERAL SERVICES COMMISSION
FISCAL YEAR 2000 (FY '00) HUB REPORT**

DOCUMENTATION TO COMPILE THE STATEWIDE HUB REPORT

Reporting Period for Semi-Annual Report: 06 months FY '00
HUB Report Data Submittal Deadline: 03/15/2000

Submit Data Paid During This Date Range: 09/01/1999 – 02/29/2000
HUB Report Available: 04/17/2000

Accessing The FY '00 Semi-Annual HUB REPORT:

- ◆ During previous fiscal years, the GSC distributed two courtesy copies of the HUB Report to the Executive Director or equivalent and to the Purchasing Director of each agency and institution of higher education. The GSC will only provide copies of the HUB Report to agencies and institutions of higher education that place an advance order. A HUB Report order form with a purchase order number must be completed and submitted to the GSC HUB Reporting Coordinator by March 15th for the Semi-Annual Report or by September 15th for the Annual HUB Report. The HUB report's fee is on a cost recovery basis and its estimated cost is \$42.00. To order the FY '00 Semi-Annual HUB Report in advance, please see the HUB Report order form in the HUB Reporting Procedures, Attachment 2 of the HUB Report or you may call (512) 463-8055 to request an order form. The order form is also available on the Internet at the following address: <http://www.gsc.state.tx.us/stpurch/hubpro.html>
- ◆ The FY '00 Semi-Annual HUB Report will be available through the following options on April 17, 2000:
 - Internet via <http://www.gsc.state.tx.us/procinfo.html> (scroll down to HUB Information and make your selection);
 - Texas State Depository Libraries; please refer to Attachment A of the HUB Report for a complete listing of the depository libraries in Texas.

Data Included in HUB Report:

Please refer to the HUB Reporting Procedures (Attachment 2 of the HUB Report) for the required format to submit expenditure data.

- ◆ **Expenditure Codes** - Only records with allowed expenditure object codes are processed for a list of Procurement Categories to be used for compiling the FY '00 Semi-Annual HUB Report which identifies the included object codes. There is one exception, if the object code is 7391, then it may only be used by agency 303.
- ◆ **Treasury** - The total expenditure data reported includes Treasury funds. These are funds maintained in the State Treasury, paid through, and reported by the Comptroller's Office to GSC for each state agency or institution of higher education.
- ◆ **Non-Treasury** - The total expenditure data reported may include Non-Treasury funds which are not maintained in the State Treasury (i.e. local funds). These are funds deposited and maintained in a local bank. Payments made with Non-Treasury funds are compiled and reported by the contracting state agency or institution of higher education to GSC.
- ◆ **Sub-Contractor** - The data reported is based on payments made to GSC certified HUBs by a Non-HUB Prime Contractor, vendor or supplier under contract with a state agency or institution of higher education and is compiled and reported to GSC by the contracting state agency or institution. The object code reported for a HUB Subcontractor payment should be based on the same object code used to pay the Non-HUB Prime Contractor. Therefore, when an agency is reporting HUB Subcontractor data, the agency must report the HUB Subcontractor payment by using the same object code used to pay the Non-HUB Prime Contractor. This is because the Non-HUB Prime Contractor pays the HUB Subcontractor from the payments received from the agency and GSC uses the total paid within an object code to identify the prime dollars spent to derive a percentage for HUB subcontracting. As a general rule, the total paid to the HUB Subcontractor should not exceed the total paid to the Non-HUB Prime Contractor. If the object code total for the HUB Subcontractor amount reported is greater than the grand total for the same object code paid to Non-HUB Prime Contractors, the HUB subcontracting records will be considered inaccurate and will be rejected and will not be included in the HUB Report.

➤ **EFFECTIVE FY '98 - New Update: REPORTING OF PROCUREMENT CARD HUB PURCHASES:**

- ◆ **Procurement Card Purchases** - The Procurement Card is a payment method and is not to be used to circumvent any statutory or regulatory purchasing requirements, (e.g., use of CMBL for obtaining 3 bids with a minimum of 2 bids from HUBs, and QISV purchasing procedures, etc.). Procurement Card purchases made with Treasury funds are identified through PCC H (not PCC A), and the Bank of America (BOA) VID number. These payments made to BOA VID numbers with Treasury funds will be reported to GSC by the Comptroller's Office for each agency and institution of higher education. If the VID is identified as a payment to BOA, it will remain in each agency's and institution of higher education's total expenditure base.

State agencies and institutions of higher education using **Non-Treasury** funds are **required** to submit the detail summary records of the total payments made to the procurement card vendor (BOA) during the Semi-Annual and Annual HUB reporting periods. These direct payments to BOA using **Non-Treasury** funds must be reported to GSC in the ASCII format prescribed by GSC using an "N" as the type of record identifier.

In addition, an agency or institution of higher education may **choose** to track and report HUB expenditures when using the Procurement Card as a method of payment to offset or improve their overall HUB expenditures. If an agency or institution of higher education decides to track and report this data, then it must be reported to GSC. Please refer to the HUB Reporting Procedures (on the Internet at: <http://www.gsc.state.tx.us/stpurch/hubpro.html> or Attachment 2 of the HUB Report) for the required ASCII format and for additional reporting information. You may also refer to the 946-A1 term contract, Section 5, for the BOA point of contact. You may view the contract on the Internet at: http://www.gsc.state.tx.us/cat_page/cat_946_a1_9705.html.

Note: If your agency is using BOA's Smart Data System, please contact Toinette Holmes by email at Toinette.A.Holmes@bankofamerica.com to set up the modified custom Procurement Card HUB Report and a copy of the HUB Reporting instructions. Toinette Holmes can be reached at (512) 397-2277.

- ◆ **DIR Data** - Reported by the Comptroller's Office on behalf of the Department of Information Resources (DIR) for each state agency or institution of higher education which participates in DIR's cooperative contracts program, including purchases made for agencies using Non-Treasury funds. An agency reporting Non-Treasury funds should not report DIR purchases. Effective FY '97, DIR commenced entering purchasing data in USAS along with the purchasing agency's number in the "comp/agy obj" field. The Comptroller's Office pulls the purchasing agency's number from the "comp/agy obj" field and replaces DIR's agency number, 313, for all purchases made in the cooperative contracts program and reports it to GSC with Treasury data. If you have questions about your agency's DIR detail records, please call Bill Peek at (512) 463-3253.
- ◆ **TPFA Data** - Reported by the Comptroller's Office on behalf of Texas Public Finance Authority (TPFA) for each state agency or institution of higher education which finances large purchases through TPFA. TPFA enters in USAS the purchasing agency's number in the "comp/agy obj" field. The Comptroller's Office pulls the purchasing agency's number from the "comp/agy obj" field and replaces TPFA's agency number (347) for all master lease purchases made out of Fund 735, Appropriation 05755 by the Texas Public Finance Authority and reports it to GSC with the Treasury data.
- ◆ **Interagency Payments** - Interagency Payments are excluded if the agency's Comptroller assigned identification number, NOT the agency's federal identification number, is used for payment. Agencies and institutions of higher education are encouraged not to use the federal identification number when making interagency payments if you want the payment to be excluded. The HUB Reporting programs do not make a distinction between a federal identification number of an agency or institution of higher education and a vendor under contract with the State. For interagency payments to be excluded from the HUB Report, the Comptroller assigned identification number, which is a 9-digit base number for all state agencies/institutions, must be used. This number is pre-fixed with a three (3) and includes the agency's 3-digit agency code repeated three times. For example, GSC's Comptroller assigned identification number is 3-303303303-7. The last digit is a check digit (mod ten calculation assigned by the computer). Please call the Comptroller's Payee Section at (512) 463-3660 for check digit information. Payments to Texas Industries for the Blind and Handicapped (TIBH), using the following vendor identification number 17419760511, are excluded.

- ◆ **Term Contract** - If the payment is identified as a Term Contract, it is excluded from each agency's total expenditure base and shown as a separate line item. In accordance with Legislation, Term Contracts will be subtracted from each agency's base total and will be shown under GSC's Central Procurement Services. Term Contracts are identified through the Purchase Category Codes (PCC). The vendor number (VID) is also verified as a Term Contract vendor. Listed below are the PCCs used to identify a Term Contract:

A - Purchase of items from GSC Term Contracts using the GSC automated purchasing system (Automated purchase orders). See GSC Rule 1TAC 113.10 - GSC Term Contract Purchase.

B - A purchase of a pre-scheduled bid opening date, allowing the GSC to confirm orders for goods (i.e., calendars, dairy, bread, fertilizer, etc.). See GSC Rule 1TAC 113.10 GSC Term Contract Purchase.

C - Purchases from GSC Non-Automated Term Contracts using hard copy requisition/purchase order forms rather than the automated purchasing system (PCC "A"), i.e. custom blank forms, custom printing on envelopes, paper, etc. See GSC Rule 1TAC 113.10 GSC Term Contract Purchase.

J - Purchases of books and other library materials on contracts (Term Contract - Commodity Class 715). See GSC Rule 1TAC 113.10 - GSC Contract Purchase.

The programs identify HUBs as follows:

- **HUB Credit** - If a payment made to an 11-digit VID is identified as a GSC certified HUB, it is added to the total expenditure base and to the HUB total.
 - ☐ All records with approved code 'A', regardless of expiration dates;
 - ☐ All records with the status code of "D, G, I, M, O, V, X" and the date off is within the fiscal year reporting period (i.e. 9/1 - 8/31 of the current fiscal year), then the agencies receive HUB credit for the entire fiscal year.
- **No HUB Credit** - If a payment made to an 11-digit VID is not identified as a GSC certified HUB, then the amount is added to the total expenditure base only.
 - ☐ All records with status code 'R' or 'N';
 - ☐ All records with the status code of "D, G, I, M, O, V, X" and the date off is outside the fiscal year reporting period (i.e. 9/1 - 8/31 of the previous fiscal year) then the agencies receive no HUB credit for the entire fiscal year.

Eleven status codes, which indicate active and inactive files, are below:

➤ A - Active	➤ I - Inactive TxDOT	➤ R - Rejected
➤ D - Decertified TxDOT	➤ M - Mail Returned	➤ V - Vendor Requested Removal
➤ P - Pending	➤ N - Not HUB	➤ X - Audit Removal
➤ G - Graduated	➤ O - Old/Outdated	

Should you have questions related to the HUB Directory, HUB Certification and Compliance, Centralized Master's Bidder's List (CMBL) or Bid Tabulation, Economic Opportunity Forum (EOF) schedules, and the HUB Report or HUB Reporting Procedures, please contact the corresponding numbers below:

Business Services - HUB Program	(512) 463-3419	Business Services/ Bid Services	(512) 463-3416 (888) 472-0500
Robert L. Hall, Program Director	(512) 463-3533	Business Services,	(512) 475-2431
Paul Gibson, Assistant Program Director	(512) 305-9071	Program Manager	
HUB Certification & Compliance	(512) 463-5872	Susana Rivera,	(512) 463-3378
Toll Free in State of TX	(888) 863-5881	Supervisor Bid Tabulation	
Jennifer Flores, EOF Coordinator	(512) 463-6958	Margaret Longest,	(512) 463-3378
Angie B. Brown, HUB Reporting	(512) 463-8055	Supervisor Bid Tabulation	

Documentation to compile the Statewide HUB Report is as follows:

SECTION I: STATEWIDE TOTALS

STATEWIDE TOTALS

The report in this section shows the State of Texas' consolidated total for each procurement category of all state agencies within Section VII (Agency Expenditure Summary Data) of the HUB Report. It shows the detail summary line totals for each procurement category. Below is a description of the columns of this report:

1. **STATE OF TEXAS UNADJUSTED HUB GOAL - The statewide unadjusted HUB goal is shown for each procurement category. The goals are below:**

<u>Procurement Category</u>	<u>Unadjusted HUB Goal</u>	<u>Adjusted HUB Goal</u>	<u>Other HUB Goal</u>	<u>HUB Descriptions</u>
Heavy Construction:	11.9%	6.6% (BL, HI, AS, NA)	5.3% (WO)	NA - Native American
Building Construction:	26.1%	25.1% (BL, HI, WO)	1.0% (AS, NA)	AS - Asian Pacific American
Special Trade:	57.2%	47.0% (BL, HI)	10.2% (AS, NA, WO)	BL - Black American
Professional Services:	20.0%	18.1% (BL, HI, WO)	1.9% (AS, NA)	HI - Hispanic American
Other Services:	33.0%	33.0% (BL, HI, AS, NA, WO)	N/A	WO - Woman (all women other than
Commodity Purchasing:	12.6%	11.5% (BL, HI, WO)	1.1% (AS, NA)	NA, AS, BL, and HI women)

For more details on HUB Goals (adjusted & unadjusted), please refer to the Texas Disparity Study administered by the Comptroller's Office and conducted by National Economic Research Associates, Inc. (NERA), GSC HUB Rules and the GSC Chairman's Letter dated September 13, 1995, regarding: "Implementation of New HUB Rules, 1TAC 111.11-111.24".

2. **FUND TYPE COLUMN-** (All dollars are rounded). The following codes are shown depending on the data reported, for example:

T = Treasury Funds - Funds maintained in the state treasury and paid through and reported by the Comptroller's office for each state agency or university;

N = Non-Treasury Funds - Funds paid and reported by the state agency or university which are not treasury funds;

S = Subcontractor Funds & Procurement Card HUB Purchases - Payments made to HUBs certified by GSC by a Non-HUB Prime Contractor or supplier under contract with a state agency or institution of higher education and reported by the contracting agency or institution of higher education. This row may also include purchases made directly from HUBs using the procurement card as the method of payment if the participating agency or institution of higher education is tracking and reporting these expenditures for the purpose of receiving HUB credit.

TC = Term Contracts - Payments made from Treasury and Non-Treasury funds to term contract vendors (automated, non-automated, schedules and library and other reference material on 715 contract, identified as PCC A, B, C and J). In accordance with legislation, Term Contracts will be subtracted from each agency's base total and will be shown under GSC's Term Contracts. (See Section VI of this report - PURCHASES AWARDED AND MANAGED BY GSC);

C = Consolidated Funds - (Sum of T + N - TC). Each of these funds reported will be shown on a separate line and there will only be a consolidated line if there was more than 1 fund reported.

3. **TOTAL EXPENDITURES COLUMN** - Total Expenditures (HUBs and Non-HUBs) paid with allowable object codes for the reporting period (September 1, 1999 through February 29, 2000). (Dollars are rounded).

4. **TOTAL SPENT WITH NON-HUBs AMOUNT (PERCENT) COLUMN-** Total dollar amount and percentage paid to Non-HUBs during the reporting period (September 1, 1999 through February 29, 2000). (Dollars are rounded).

5. **TOTAL SPENT WITH ADJUSTED HUBs AMOUNT (PERCENT) COLUMN** - Total dollar amount and percentage paid to HUBs certified by GSC within the adjusted HUB goal column of the HUB report as compared to the Total Expenditures column. This column includes one or more of the five ethnic/gender HUB categories for each of the six procurement categories as outlined in Appendix H and TABLE 3.12 of the Texas Disparity Study. (Refer to definition and description of Unadjusted HUB Goals in number 1 above). (Dollars are rounded).

6. **TOTAL SPENT WITH OTHER HUBs AMOUNT (PERCENT) COLUMN** - Total dollar amount and percentage paid to HUBs certified by GSC within the other HUB goal column of the HUB Report as compared to the Total Expenditures column. This column includes one or more of the five ethnic/gender HUB categories for each of the six procurement categories as outlined in Appendix H and TABLE 3.12 of the Texas Disparity Study. (Refer to definition and description of Unadjusted HUB Goals above). (Dollars are rounded).

7. **ADJUSTED HUB GOAL AMOUNT (PERCENT)** - Identifies the sub total dollar amount and percentage paid to adjusted HUBs certified by GSC in each of the six procurement categories as compared to Total Expenditures. The sub totals in the "Adjusted HUB Goal" column, if added, equal the "Total Spent with Adjusted HUBs" column. (See description in number one and number five above). (Dollars are rounded).
8. **OTHER HUB GOAL AMOUNT (PERCENT)** - Identifies the sub total dollar amount and percentage paid to other HUBs certified by GSC in each of the six procurement categories as compared to Total Expenditures. The sub totals in the "Other HUB Goal" column, if added, equal the "Total Spent with Other HUBs" column. (See description in number one and number six above). (Dollars are rounded).

GRAND TOTAL CONSOLIDATED REPORT FOR THE STATE OF TEXAS

The report in this section shows the State of Texas' consolidated grand total for all procurement categories of all state agencies within Section VII (Agency Expenditure Summary Data) of the HUB Report. It shows the consolidated totals for each procurement category and a grand total. Below is a description of this new report, which has four columns:

1. **Six Procurement Categories** - Identifies the six procurement categories:
 - Heavy Construction
 - Building Construction
 - Special Trade
 - Professional Services
 - Other Services
 - Commodity Purchasing
2. **Total Expenditure** - Identifies the total expenditure in each procurement category and gives a grand total.
3. **Total Spent with Adjusted HUBs/%** - Identifies the total spent with Adjusted HUBs in each procurement category and gives a grand total.
4. **Total Spent with Other HUBs/%** - Identifies the total spent with Other HUBs in each procurement category and gives a grand total.
5. **Total Spent with HUBs/%** - Identifies the overall total spent with Adjusted and Other HUBs in each procurement category and gives an overall grand total.

Note: The Grand Total Consolidated Report for the State of Texas and for each state agency and institution of higher education is available on the Internet and can be found at the following Internet address <http://www.gsc.state.tx.us/procinfo.html>

SECTION II: STATEWIDE ANALYSIS OF AWARDS

STATEWIDE ANALYSIS OF TOTAL AWARDS

The first analysis of Section II shows an analysis of all businesses (Non-HUBs and HUBs) receiving awards.

1. **TOTAL NUMBER RECEIVING AWARDS** - This column gives the total number of all businesses (HUBs + Non-HUBs) receiving at least one award. It is possible for a business to have received multiple awards, however, each VID was counted only once. The total is a conservative number and may not reflect the actual count because some payment transactions were submitted with invalid VID numbers and could not be accurately counted or verified.
2. **TOTAL DOLLARS** - This column gives the total consolidated expenditures (HUBs + Non-HUBs). Dollars are rounded.
3. **NON-HUBs RECEIVING AWARDS AND PERCENTAGE** - This column gives the total number and percentage of Non-HUBs which received at least one award. It is possible for a Non-HUB to have received multiple awards, however, each Non-HUB VID number was only counted once. The percentage is compared to the "Total Number Receiving Awards". The total number may not reflect the actual count because some payment transactions were submitted with invalid VID numbers and could not be accurately counted or verified.
4. **NON-HUB DOLLARS AND PERCENTAGE** - This column gives the total dollar amount and percentage awarded to Non-HUBs. The percentage is compared to the "Total Dollars" column. (Dollars are rounded).
5. **HUBs RECEIVING AWARDS AND PERCENTAGE** - This column gives the total number and percentage of HUBs, which received at least one award. It is possible for a HUB to have received multiple awards, however, each HUB VID number was only counted once. The percentage is compared to the "Total Number Receiving Awards". (Dollars are rounded).
6. **HUB DOLLARS AND PERCENTAGE** - This column gives the total dollar amount and percentage awarded to HUBs. The percentage is compared to the "Total Number Receiving Awards". (Dollars are rounded).

STATEWIDE ANALYSIS OF AWARDS BY CERTIFIED HUBs

The second analysis of Section II shows an analysis of the HUBs certified by GSC and an analysis of the statewide awards made to each of the five GSC certified HUB groups:

1. **CERTIFIED HUB GROUP** - The five GSC certified HUB groups are listed here.
2. **NUMBER OF HUBs AND PERCENTAGE** - This column gives the number of GSC certified HUBs for each of the five certified HUB groups. The percentage is compared to the total of all GSC certified HUBs.
3. **NUMBER OF MALES AND PERCENTAGE** - This column gives the number of GSC certified males for each of the four ethnic certified HUB groups. The percentage is compared to the total of all males in the four ethnic certified HUB groups.
4. **NUMBER OF FEMALES AND PERCENTAGE** - This column gives the number and percentage of GSC certified females for each of the five certified HUB groups. The percentage is compared to the total of all females. Ethnic minority women are certified under the applicable ethnic category. The women category includes only women that are not Native American, Asian, Black or Hispanic. The percentage is compared to the total of all females in the five certified HUB groups.
5. **TOTAL NUMBER AND PERCENTAGE OF HUBs RECEIVING AWARDS** - This column gives the total number and percentage of HUBs that received at least one award for each of the five certified HUB groups. It is possible for a HUB to have received multiple awards, however, each HUB VID number was only counted once. The percentage is compared to the "Total Number and Percent of HUBs Receiving Awards" column.
6. **TOTAL DOLLAR AMOUNT AND PERCENTAGE AWARDED TO HUBs** - This column gives the total dollar amount and percentage awarded to each of the five GSC certified HUB groups. The percentage is compared to the "Total Dollar Amount and Percent Awarded to HUBs". (Dollars are rounded).

STATEWIDE ANALYSIS OF AWARDS BY CERTIFIED HUBs BY PROCUREMENT CATEGORY

The third analysis of Section II shows an analysis of the HUBs certified by GSC and for each of the six procurement categories. Each procurement category is programmed independently to identify the total number of different HUBs which received awards for each of the six procurement categories. It is possible for a HUB to have received multiple awards within a specific procurement category. In this scenario, the HUB VID number was only counted once in that procurement category. It is also possible for a HUB to have received an award in more than one procurement category. In this scenario, the HUB VID number was counted once in each procurement category where an award was made. The percentage is compared to the "Total Number of HUBs and Percentage Receiving Awards".

Note: The Statewide Analysis of Awards by Certified HUBs By Procurement Category for the State of Texas and for each state agency and institution of higher education is available on the Internet and can be found at the following Internet address <http://www.gsc.state.tx.us/procinfo.html>

SECTION III: EXECUTIVE SUMMARY

This section shows the HUB Report data analyzed in four ways:

- A. **SELECTION CRITERIA FOR THE TEN LARGEST SPENDING AGENCIES BY TOTAL EXPENDITURES:** The consolidated fund for the TOTAL EXPENDITURES column within each procurement category is used to compute an overall total expenditure base for each agency. The top ten largest spending agencies and institutions of higher education have been identified within this summary. (Dollars are rounded).
- B. **SELECTION CRITERIA FOR THE TEN AGENCIES SPENDING MORE THAN \$5 MILLION WITH LARGEST PERCENTAGE SPENT WITH ADJUSTED HUBs:** The consolidated fund for the TOTAL EXPENDITURES column within each procurement category is used to compute an overall total expenditure base for each agency and institutions of higher education. The agencies and institutions who have spent more than \$5 million in total expenditures and have spent the greatest percentage of dollars with HUBs from the Adjusted HUB group for each category have been identified within this summary. (Dollars are rounded).
- C. **SELECTION CRITERIA FOR THE TEN AGENCIES SPENDING MORE THAN \$5 MILLION WITH SMALLEST PERCENTAGE SPENT WITH ADJUSTED HUBs:** The consolidated fund for the TOTAL EXPENDITURES column within each procurement category is used to compute an overall total expenditure base for each agency and institutions of higher education. The agencies and institutions who have spent more than \$5 million in total expenditures and have spent the smallest percentage of dollars with HUBs from the Adjusted HUB group for each category have been identified within this summary. (Dollars are rounded).
- D. **SELECTION CRITERIA FOR THE AGENCIES WITH \$0 EXPENDITURES WITH ADJUSTED HUBs:** The agencies that have reported expenditures and have spent \$0 with GSC certified Adjusted HUBs have been identified in this summary. (Dollars are rounded).

SECTION IV: ANALYSIS OF AWARDS

This section shows an analysis of the statewide awards in two ways:

- A. **Procurement Categories and Included Expenditure Object Codes for the FY '00 Semi-Annual HUB Report:** This section shows the reportable or included expenditure object codes for each of the six procurement categories.
- B. **ANALYSIS OF AWARDS BY SIX CATEGORIES BY OBJECT CODE:** This section shows the statewide total spent and the statewide total spent with HUBs in each object code for each of the six procurement categories. The total expenditures and percentages are shown for each object code. (Dollars are rounded).
- C. **ANALYSIS OF AWARDS BY OBJECT CODE:** This section also shows the statewide total spent and the statewide total spent with HUBs in each object code number. All object codes included in this report are listed in ascending numerical order by four digit object code number and description. (Dollars are rounded).

SECTION V: GROUP PURCHASING

This section shows a summary of the state agencies and institutions of higher education that participate in a group purchasing program under the Texas Government Code, Title 10, Subtitle D, Chapter 2161.122(c). "A state agency participating in a group purchasing program described under Section 2155.139(b), shall send to the commission in the agency's report under Section 2161.121, a separate list of purchases from HUBs that are made through the group purchasing program including the dollar amount of each purchase allocated to the reporting agency." (Dollars are rounded).

SECTION VI: PURCHASES AWARDED AND MANAGED BY GSC

This section shows a summary of the purchases awarded and managed by GSC for Open Market, Term Contracts, Architectural and Engineering (A&E) projects and Construction projects.

A. CENTRAL PROCUREMENT SERVICES -

Open Market - The total dollar amounts for Open Market purchase orders issued and Term Contract payments made for the State are shown in this section. (Dollars are rounded).

Term Contract - Payments are subtracted and excluded from each agency's total expenditure base and shown under GSC's Central Procurement Term Contracts are identified through the Purchase Category Codes (PCC). The vendor number (VID) is also verified as a term contract vendor. (Dollars are rounded).

B. DESIGN AND CONSTRUCTION DIVISION - The State's total dollar amount (treasury funds) for Architectural & Engineering projects awarded is shown on the first line followed by the subcontracting data. (Dollars are rounded).

SECTION VII: AGENCIES' EXPENDITURE SUMMARY DATA

Similar to the format for Section I of the HUB Report for statewide totals, this Section shows only the individual state agency expenditures per page. The section includes agency number, name and unadjusted HUB goal, fund type, total expenditures, total spent with non-HUBs, total spent with adjusted HUBs, total spent with other HUBs, the adjusted HUB goal and the other HUB goal for each procurement category. (Dollars are rounded).

SECTION VIII: SUPPLEMENTAL REPORTS (REVISED)

A. SUPPLEMENTAL SUMMARY LETTERS (Optional) - Agencies have the option to submit a one page supplemental summary letter which delineates an agency's good faith efforts regarding procurement opportunities for HUBs. This section shows written summaries which provide a more comprehensive representation of each agency's efforts and may address any unique purchasing requirements not directly reflected within the agencies' totals and percentages. See the HUB Reporting Procedures for further instructions.

B. SUPPLEMENTAL REPORTS (Mandatory Reports) – In accordance with Senate Bill 178, codified in the Texas Government Code 2161.122, Subsection (c) state agencies and institutions of higher education shall report to the General Services Commission (GSC) the following information, classified by group status as defined in Texas Government Code, Title 10, Subtitle D, Chapter 2161.001(3) by ethnicity and gender:

- 1. The number of businesses participating in state bond issuances** - Agencies who participate in bond issuance are required to report to GSC the number of HUBs who participated in the agency's bond issuance. An authorized agency representative must sign the report.
- 2. The number of historically underutilized businesses submitting bids and/or proposals for the acquisition, construction, equipping, or operational implementation of state facilities or programs** - Agencies are required to report to GSC all bids (informal and formal), quotes, offers, and proposals received from HUBs in the format prescribed by the GSC HUB Reporting Section. This is NOT limited to construction; it includes all bids received for the purchase of goods and services.
- 3. The number of contracts awarded to HUBs** - Beginning FY 2000, state agencies and institutions of higher education are required to report the number of contracts awarded to HUBs.

SECTION IX: GRADUATED HUB VENDORS REPORT

The Commission's Graduation Procedures were implemented on October 4, 1995, and are extracted from the U.S. Small Business Administration's size standard for firms within similar primary four-digit Standard Industrial Classification (SIC) codes as stated in 13 Code of Federal Regulations (CFR). For HUB certification or recertification, including random compliance reviews, applicants must not exceed the graduation threshold limitations that have been established by the Commission. Applicants exceeding the threshold limitations will be considered over-utilized businesses and not certified as a HUB. Graduation data is available in the following formats:

- A. **The Graduated HUB Vendors Report** summarizes the HUBs that have graduated, by procurement category, since October 4, 1995, and includes the total number of HUBs that have graduated by date. This report also identifies the business's name, address information, ethnicity/gender, VID number, category code, graduation reasons (exceeded thresholds by gross sales or gross number of employees), evaluation basis (certification/recertification), and the graduation date maintained by the Commission.
- B. **The Revenue Report for Graduated Vendors** summarizes the HUBs that have graduated during the current fiscal year, which have been paid by a state agency during the fiscal year. This report also identifies the agency's number, business's name, address information, ethnicity/gender, VID number, category code, graduation reasons, and the total amount of revenue received from the State during the current HUB Reporting Period. The Commission will monitor and track the graduation of HUBs for two consecutive years to determine the utilization by state agencies.

ATTACHMENT A: STATE DEPOSITORY LIBRARIES LISTING

This attachment outlines a listing of State Depository Libraries, the city location, and a telephone number is shown in this section. A copy of the FY '99 Annual HUB Report will be maintained on file at each of these locations.

ATTACHMENT 2: HUB REPORTING PROCEDURES

This attachment outlines the operating procedures for HUB reporting. The reporting responsibilities are defined herein for state agencies and institutions of higher education.

SECTION I - STATEWIDE TOTALS

Statewide Totals for Heavy Construction Unadjusted Goal is 11 9%

FUND TYPE	TOTAL EXPENDITURES	TOTAL SPENT WITH NON-HUBS AMOUNT/%	TOTAL SPENT WITH **ADJ. HUBS 6.6% AMOUNT/%	TOTAL SPENT WITH *OTHER HUBS 5.3% AMOUNT/%	**ADJUSTED HUB GOAL 6 6%				*OTHER HUB GOAL 5 3% WOMAN AMOUNT/%
					ASIAN PACIFIC AMOUNT/%	BLACK AMOUNT/%	HISPANIC AMOUNT/%	NATIVE AMERICAN AMOUNT/%	
T	\$1,434,984,577	\$1,393,588,136/97 1%	\$18,543,474/1 15%	\$24,852,965/1 73%	\$1,805,704/ 125%	\$1,381,817/ 096%	\$13,069,576/ 910%	\$286,376/ 020%	\$24,852,965/1 73%
N	\$943,668	\$932,793/98 8%	\$53/ 005%	\$10,821/1 14%	\$53/ 005%				\$10,821/1 14%
S	***	***	\$56,259,499/4 19%	\$58,522,674/4 36%	\$2,388,717/ 178%	\$6,623,236/ 494%	\$43,932,605/3 27%	\$3,314,940/ 247%	\$58,522,674/4 36%
C	\$1,435,928,245	\$1,394,520,929/97 1%	\$72,803,027/5 07%	\$83,386,462/5 80%	\$4,194,475/ 292%	\$8,005,053/ 557%	\$57,002,181/3 96%	\$3,601,317/ .250%	\$83,386,462/5 80%

Statewide Totals for Building Construction Unadjusted Goal is 26 1%

FUND TYPE	TOTAL EXPENDITURES	TOTAL SPENT WITH NON-HUBS	TOTAL SPENT WITH **ADJ. HUBS 25 1%	TOTAL SPENT WITH *OTHER HUBS 1 0%	**ADJUSTED HUB GOAL 25 1%			*OTHER HUB GOAL 1 0%	
					BLACK	HISPANIC	WOMAN	ASIAN PACIFIC	NATIVE AMERICAN
T	\$121,602,150	\$105,430,565/86 7%	\$14,482,271/11 9%	\$1,689,313/1 38%	\$223,189/ 183%	\$12,454,620/10 2%	\$1,804,461/1 48%	\$1,689,313/1 38%	
N	\$177,544,858	\$173,642,399/97 8%	\$3,816,052/2 14%	\$86,406/ 048%	\$54,567/ 030%	\$1,811,128/1 02%	\$1,950,356/1 09%	\$77,732/ 043%	\$8,674/ 004%
S	***	***	\$9,238,571/3 73%	\$4,211,221/1 70%	\$402,136/ 162%	\$3,983,571/1 61%	\$4,852,863/1 98%	\$4,098,943/1 65%	\$112,278/ 045%
C	\$299,147,008	\$279,072,984/93 2%	\$27,536,895/9 20%	\$5,986,940/2 00%	\$679,892/ .227%	\$18,249,321/6 10%	\$8,607,680/2 87%	\$5,865,988/1 96%	\$120,952/ 040%

Statewide Totals for Special Trade Unadjusted Goal is 57 2%

FUND TYPE	TOTAL EXPENDITURES	TOTAL SPENT WITH NON-HUBS	TOTAL SPENT WITH **ADJ. HUBS 47 8%	TOTAL SPENT WITH *OTHER HUBS 10 2%	**ADJUSTED HUB GOAL 47 0%		*OTHER HUB GOAL 10 2%		
					BLACK	HISPANIC	ASIAN PACIFIC	NATIVE AMERICAN	WOMAN
T	\$47,775,141	\$41,365,164/86 5%	\$2,901,954/6 07%	\$3,508,022/7 34%	\$154,230/ 322%	\$2,747,724/5 75%	\$100,832/ 211%	\$92,475/ 193%	\$3,314,714/6 93%
N	\$65,121,027	\$54,364,421/83 4%	\$6,302,117/9 67%	\$4,454,487/6 84%	\$639,379/ 981%	\$5,662,738/8 69%	\$476,280/ 731%	\$3,767/ 005%	\$3,974,439/6 10%
S	***	***	\$2,499,573/5 71%	\$2,524,444/5 76%	\$1,272,030/2 90%	\$1,227,543/2 80%	\$1,309,694/2 99%		\$1,214,750/2 77%
C	\$112,896,168	\$95,729,585/84 7%	\$11,703,646/10 3%	\$10,486,955/9 28%	\$2,065,640/1 82%	\$9,638,005/8 53%	\$1,886,807/1 67%	\$96,243/ 085%	\$8,503,904/7 53%

Statewide Totals for Professional Services Unadjusted Goal is 20 0%

FUND TYPE	TOTAL EXPENDITURES	TOTAL SPENT WITH NON-HUBS	TOTAL SPENT WITH **ADJ. HUBS 18 1%	TOTAL SPENT WITH *OTHER HUBS 1 8%	**ADJUSTED HUB GOAL 18 1%			*OTHER HUB GOAL 1 9%	
					BLACK	HISPANIC	WOMAN	ASIAN PACIFIC	NATIVE AMERICAN
T	\$95,432,620	\$84,510,520/88 5%	\$7,074,561/7 41%	\$3,847,538/4 03%	\$365,955/ 383%	\$4,784,277/5 01%	\$1,924,328/2 01%	\$3,847,538/4 03%	
N	\$46,322,394	\$44,283,654/95 5%	\$1,171,321/2 52%	\$887,417/1 91%	\$117,731/ 254%	\$189,395/ 408%	\$864,194/1 86%	\$886,217/1 91%	\$1,200/ 002%
S	***	***	\$1,512,713/4 16%	\$244,294/ 672%	\$74,115/ 204%	\$782,335/2 15%	\$656,262/1 80%	\$224,036/ 617%	\$20,258/ 055%
C	\$141,755,015	\$128,774,175/90 8%	\$9,758,597/6 88%	\$4,979,251/3 51%	\$557,802/ 393%	\$5,756,009/4 06%	\$3,444,785/2 43%	\$4,957,793/3 49%	\$21,458/ 015%

Statewide Totals for Other Services Unadjusted Goal is 33 0%

FUND TYPE	TOTAL EXPENDITURES	TOTAL SPENT WITH NON-HUBS	TOTAL SPENT WITH **ADJ. HUBS 33 0%	**ADJUSTED HUB GOAL 33 0%				
				ASIAN PACIFIC	BLACK	HISPANIC	NATIVE AMERICAN	WOMAN
T	\$515,372,490	\$466,151,932/90 4%	\$49,220,558/9 55%	\$4,789,714/ 929%	\$3,979,706/ 772%	\$8,239,990/1 59%	\$208,670/ 040%	\$32,002,476/6 20%
N	\$200,244,476	\$184,498,310/92 1%	\$15,746,165/7 86%	\$1,625,033/ .811%	\$2,825,009/1 41%	\$3,945,431/1 97%	\$171,339/ 085%	\$7,179,350/3 58%
S	***	***	\$17,886,772/7 87%	\$417,421/ 183%	\$2,697,979/1 18%	\$7,174,995/3 15%	\$6,412/ 002%	\$7,589,962/3 33%
C	\$715,616,966	\$650,650,243/90 9%	\$82,853,495/11 5%	\$6,832,170/ 954%	\$9,502,694/1 32%	\$19,360,417/2 70%	\$386,422/ 054%	\$46,771,790/6 53%

Statewide Totals for Commodity Purchasing Unadjusted Goal is 12.6%

FUND TYPE	TOTAL EXPENDITURES	TOTAL SPENT WITH NON-HUBS	TOTAL SPENT WITH **ADJ. HUBS 11 5%	TOTAL SPENT WITH *OTHER HUBS 1 1%	**ADJUSTED HUB GOAL 11 5%			*OTHER HUB GOAL 1 1%	
					BLACK	HISPANIC	WOMAN	ASIAN PACIFIC	NATIVE AMERICAN
T	\$611,833,464	\$512,906,368/83 8%	\$64,817,963/10 5%	\$34,109,132/5 57%	\$4,529,133/ 740%	\$17,763,871/2 90%	\$42,524,959/6 95%	\$33,931,771/5 54%	\$177,360/ 029%
N	\$445,935,555	\$404,177,385/90 6%	\$35,952,984/8 06%	\$5,805,185/1 30%	\$9,360,703/2 09%	\$8,022,135/1 79%	\$18,570,145/4 16%	\$5,482,291/1 22%	\$322,893/ 072%
S	***	***	\$4,497,660/6 89%	\$503,153/ 771%	\$2,634,951/4 04%	\$486,479/ 745%	\$1,376,228/2 11%	\$431,631/ 661%	\$71,522/ 109%
C	\$1,057,769,019	\$917,083,753/86 6%	\$105,268,608/9 95%	\$40,417,470/3 82%	\$16,524,788/1 56%	\$26,272,486/2 48%	\$62,471,333/5 90%	\$39,845,694/3 76%	\$571,776/ 054%

DB = DEBIT (NEGATIVE AMOUNT) * = OTHER HUBS ** = ADJUSTED HUBS *** = DOLLARS REPORTED BUT NOT SHOWN IN THESE COLUMNS SEE COVER LETTER PARA. 4
T-TREASURY, N-NON-TREASURY, S-SUBCONTRACTOR FUNDS & PROCUREMENT CARD HUB PURCHASES, TC-TERM CONTRACT, C-CONSOLIDATED SEE PAGE 4 OF HUB REPORT FOR FUND TYPE DESCRIPTION

SECTION II - STATEWIDE ANALYSIS OF AWARDS

- (A) STATEWIDE ANALYSIS OF TOTAL AWARDS**
- (B) STATEWIDE ANALYSIS OF AWARDS BY CERTIFIED HUBs**
- (C) STATEWIDE ANALYSIS OF AWARDS BY CERTIFIED HUBs BY
PROCUREMENT CATEGORY**

SECTION II - ANALYSIS OF AWARDS

STATEWIDE ANALYSIS OF TOTAL AWARDS

TOTAL # RECEIVING AWARDS	TOTAL DOLLARS	NON HUBS RECEIVING AWARDS AND %	NON HUB DOLLARS AND %	HUBS RECEIVING AWARDS AND %	HUB DOLLARS AND %
92,198	\$3,763,112,423	89,421/96.9%	\$3,465,831,652/92.1%	2,777/3.01%	\$455,181,350/12.0%

STATEWIDE ANALYSIS OF AWARDS BY CERTIFIED HUBS

CERTIFIED HUB GROUP	# OF HUBS, %	# OF MALES, %	# OF FEMALES, %	TOTAL # AND % OF HUBS RECEIVING AWARDS	TOTAL DOLLAR AMOUNT AND % AWARDED TO HUBS
ASIAN PACIFIC	404/6.26%	279/11.0%	125/3.19%	189/6.80%	\$63,582,930/13.9%
BLACK	1,006/15.8%	715/28.2%	291/7.42%	324/11.6%	\$37,335,872/8.20%
HISPANIC	1,833/28.4%	1,454/57.4%	379/9.67%	747/26.8%	\$136,278,422/29.9%
NATIVE AMERICAN	116/1.78%	82/3.24%	34/8.67%	43/1.54%	\$4,798,169/1.05%
WOMAN OWNED	3,089/47.9%	0/0.00%	3,089/78.8%	1,474/53.0%	\$213,185,956/46.8%
TOTAL	6,448(100%)	2,530(100%)	3,918(100%)	2,777(100%)	\$455,181,350(100%)

FOR EXAMPLE THERE ARE 404 CERTIFIED ASIAN PACIFICS, WHICH IS 6.26% OF ALL CERTIFIED HUBS. 279 ARE ASIAN PACIFIC MALES, WHICH IS 11.0% OF ALL MALES CERTIFIED AS HUBS AND 125 ARE ASIAN PACIFIC FEMALES, WHICH IS 3.19% OF ALL FEMALES CERTIFIED AS HUBS. THE TOTAL NUMBER OF INDIVIDUAL ASIAN PACIFICS RECEIVING AWARDS WAS 189 OR 6.80% OF ALL HUBS RECEIVING AWARDS, AND THOSE 189 ASIAN PACIFICS RECEIVED AWARDS TOTALING \$63,582,930, OR 13.9% OF THE TOTAL DOLLARS AWARDED TO HUBS.

SECTION II - ANALYSIS OF AWARDS

STATEWIDE ANALYSIS OF AWARDS BY CERTIFIED HUBS BY PROCUREMENT CATEGORY

HEAVY CONSTRUCTION

CERTIFIED HUB GROUP	# OF MALES, %	# OF FEMALES, %	TOTAL # AND % OF HUBS RECEIVING AWARDS	TOTAL DOLLAR AMOUNT AND % AWARDED TO HUBS
ASIAN PACIFIC	5/3 78%	1/ 680%	6/2 15%	\$4,194,475/2.68%
BLACK	31/23 4%	3/2.04%	34/12.1%	\$8,005,053/5.12%
HISPANIC	87/65 9%	11/7 48%	98/35 1%	\$57,002,181/36.4%
NATIVE AMERICAN	9/6 81%	1/ 680%	10/3 58%	\$3,601,317/2.30%
WOMAN OWNED	0	131/89 1%	131/46 9%	\$83,386,462/53.3%
TOTAL	132(100%)	147(100%)	279(100%)	\$156,189,489(100%)

BUILDING CONSTRUCTION

CERTIFIED HUB GROUP	# OF MALES, %	# OF FEMALES, %	TOTAL # AND % OF HUBS RECEIVING AWARDS	TOTAL DOLLAR AMOUNT AND % AWARDED TO HUBS
ASIAN PACIFIC	10/11 3%	6/6 18%	16/8 64%	\$5,865,988/17.4%
BLACK	16/18 1%	1/1 03%	17/9 18%	\$679,892/2.02%
HISPANIC	60/68 1%	8/8 24%	68/36 7%	\$18,249,321/54.4%
NATIVE AMERICAN	2/2 27%	0	2/1 08%	\$120,952/ 360%
WOMAN OWNED	0	82/84 5%	82/44.3%	\$8,607,680/25.6%
TOTAL	88(100%)	97(100%)	185(100%)	\$33,523,836(100%)

SECTION II - ANALYSIS OF AWARDS

STATEWIDE ANALYSIS OF AWARDS BY CERTIFIED HUBS BY PROCUREMENT CATEGORY

SPECIAL TRADE

CERTIFIED HUB GROUP	# OF MALES, %	# OF FEMALES, %	TOTAL # AND % OF HUBS RECEIVING AWARDS	TOTAL DOLLAR AMOUNT AND % AWARDED TO HUBS
ASIAN PACIFIC	11/8 70%	4/1 69%	15/3 75%	\$1,886,807/8 50%
BLACK	33/20 1%	2/ 847%	35/8 75%	\$2,065,640/9.30%
HISPANIC	115/70 1%	26/11 0%	141/35 2%	\$9,628,005/43 4%
NATIVE AMERICAN	5/3 04%	3/1 27%	8/2 00%	\$96,243/ 433%
WOMAN OWNED	0	201/85 1%	201/50 2%	\$8,503,904/38 3%
TOTAL	164(100%)	236(100%)	400(100%)	\$22,190,601(100%)

PROFESSIONAL SERVICES

CERTIFIED HUB GROUP	# OF MALES, %	# OF FEMALES, %	TOTAL # AND % OF HUBS RECEIVING AWARDS	TOTAL DOLLAR AMOUNT AND % AWARDED TO HUBS
ASIAN PACIFIC	28/28 4%	4/5 19%	32/18 6%	\$4,957,793/33 6%
BLACK	14/14 7%	1/1 29%	15/8 72%	\$557,802/3 78%
HISPANIC	50/52 8%	7/9 09%	57/33 1%	\$5,756,009/39 0%
NATIVE AMERICAN	3/3 15%	0	3/1 74%	\$21,458/ 145%
WOMAN OWNED	0	65/84 4%	65/37 7%	\$3,444,785/23 3%
TOTAL	95(100%)	77(100%)	172(100%)	\$14,737,848(100%)

SECTION III - ANALYSIS OF AWARDS

STATEWIDE ANALYSIS OF AWARDS BY CERTIFIED HUBS BY PROCUREMENT CATEGORY

OTHER SERVICES

CERTIFIED HUB GROUP	# OF MALES, %	# OF FEMALES, %	TOTAL # AND % OF HUBS RECEIVING AWARDS	TOTAL DOLLAR AMOUNT AND % AWARDED TO HUBS
ASIAN PACIFIC	71/13 2%	36/3 46%	107/6 80%	\$6,832,170/8 24%
BLACK	155/28 9%	41/3 94%	196/12 4%	\$9,502,894/11 4%
HISPANIC	295/55 1%	103/8 92%	398/25 3%	\$19,360,417/23 3%
NATIVE AMERICAN	14/2 61%	6/ 578%	20/1 27%	\$386,422/ 466%
WOMAN OWNED	0	852/82 0%	852/54 1%	\$46,771,790/56 4%
TOTAL	535 (100%)	1038 (100%)	1573 (100%)	\$82,853,495 (100%)

COMMODITY PURCHASING

CERTIFIED HUB GROUP	# OF MALES, %	# OF FEMALES, %	TOTAL # AND % OF HUBS RECEIVING AWARDS	TOTAL DOLLAR AMOUNT AND % AWARDED TO HUBS
ASIAN PACIFIC	65/14 3%	43/4 40%	108/7 54%	\$39,845,694/27 3%
BLACK	120/26 4%	27/2 76%	147/10 2%	\$16,524,788/11 3%
HISPANIC	259/57 0%	69/7 06%	328/22 9%	\$26,272,486/18 0%
NATIVE AMERICAN	10/2 20%	10/1 02%	20/1 39%	\$571,776/ 392%
WOMAN OWNED	0	828/84 7%	828/57 8%	\$62,471,333/42 8%
TOTAL	454 (100%)	977 (100%)	1431 (100%)	\$145,686,079 (100%)

SECTION III - EXECUTIVE SUMMARY

- (A) TEN (10) LARGEST SPENDING AGENCIES BY TOTAL EXPENDITURES**
- (B) TEN (10) AGENCIES SPENDING MORE THAN \$5 MILLION WITH LARGEST PERCENTAGE SPENT WITH ADJUSTED HUBs**
- (C) TEN (10) AGENCIES SPENDING MORE THAN \$5 MILLION WITH SMALLEST PERCENTAGE SPENT WITH ADJUSTED HUBs**
- (D) SIXTEEN (16) AGENCIES WITH \$0 EXPENDITURES WITH ADJUSTED HUBs**

TEN (10) LARGEST SPENDING AGENCIES BY TOTAL EXPENDITURES

FISCAL YEAR 2000 SEMI-ANNUAL HUB REPORT

AGENCY NUMBER	NAME OF AGENCY	TOTAL EXPENDITURES	TOTAL ADJUSTED HUBs EXPENDITURES	TOTAL ADJUSTED HUBs PERCENTAGE
601	Texas Department of Transportation	\$1,702,629,311	\$101,954,061	5.98 %
696	Texas Department of Criminal Justice	\$ 154,975,116	\$ 12,903,382	8.32 %
720	University of Texas System	\$ 134,648,275	\$ 6,980,779	5.18 %
501	Texas Department of Health	\$ 126,529,558	\$ 14,136,168	11.17 %
506	University of Texas M D Anderson Cancer Center	\$ 119,174,664	\$ 12,119,435	10.16 %
721	University of Texas at Austin	\$ 81,758,437	\$ 9,998,533	12.22 %
723	University Medical Branch - Galveston	\$ 76,044,098	\$ 8,514,411	11.19 %
362	Texas Lottery Commission	\$ 60,336,533	\$ 4,117,687	6.82 %
655	Texas Department of Mental Health/Retardation	\$ 59,606,577	\$ 2,988,983	5.01%
711	Texas A & M University (Main Univ.)	\$ 55,534,217	\$ 2,360,752	4.25%

Selection Criteria for the ten (10) Largest Spending Agencies by Total Expenditures:

The State does not have an overall HUB goal. However, for purposes of the Executive Summary, the consolidated fund for the TOTAL EXPENDITURES column within each procurement category is used to compute an overall total expenditure base (HUB and Non-HUB) for each agency. The top 10 largest spending agencies have been identified within this summary ranked by total expenditures. (Dollars are rounded). To view the respective agencies' expenditures, refer to Section VII.

TEN (10) AGENCIES SPENDING MORE THAN \$5 MILLION WITH LARGEST PERCENTAGE SPENT WITH ADJUSTED HUBs

FISCAL YEAR 2000 SEMI- ANNUAL HUB REPORT

AGENCY NUMBER	NAME OF AGENCY	TOTAL EXPENDITURES	TOTAL ADJUSTED HUBs EXPENDITURES	TOTAL ADJUSTED HUBs PERCENTAGE
103	Texas Legislative Council	\$ 8,954,353	\$ 3,887,649	43.41 %
330	Texas Rehabilitation Commission	\$ 9,211,207	\$ 3,038,214	32.98 %
320	Texas Workforce Commission	\$ 20,125,103	\$ 4,990,732	24.79 %
304	Comptroller of Public accounts	\$ 27,114,163	\$ 6,321,911	23.31 %
763	University of North Texas Health Science Center at Fort Worth	\$ 7,834,334	\$ 1,775,757	22.66 %
303	General Services Commission	\$ 35,109,068	\$ 7,208,391	20.53 %
323	Teachers Retirement System	\$ 5,726,675	\$ 1,109,128	19.36 %
783	University of Houston System	\$ 6,771,185	\$ 1,287,038	19.00 %
313	Department of Information Resources	\$ 32,875,670	\$ 6,142,387	18.68 %
738	University of Texas at Dallas	\$ 8,897,298	\$ 1,629,620	18.31 %

Selection Criteria for the ten (10) Agencies Spending More than \$5 Million with Largest Percentage Spent with HUBs:

The State does not have an overall HUB goal. However, for purposes of the Executive Summary, the consolidated fund for the TOTAL EXPENDITURES column within each procurement category is used to compute an overall total expenditure base (HUB and Non-HUB) for each agency. The top 10 spending agencies that have spent more than \$5 million dollars in total expenditures and have the largest percentage of dollars with HUBs from the ADJUSTED HUBs group for each category have been identified within this summary ranked by largest overall Adjusted HUB percentage. (Dollars are rounded). To view the respective agencies' expenditures, refer to Section VII.

TEN (10) AGENCIES SPENDING MORE THAN \$5 MILLION WITH SMALLEST PERCENTAGE SPENT WITH ADJUSTED HUBs

FISCAL YEAR 2000 ANNUAL HUB REPORT

AGENCY NUMBER	NAME OF AGENCY	TOTAL EXPENDITURES	TOTAL ADJUSTED HUBs EXPENDITURES	TOTAL ADJUSTED HUBs PERCENTAGE
785	University of Texas Health Science Center at Tyler	\$ 9,469,172	\$ 338	0.00 %
710	Texas A&M University System	\$ 45,741,400	\$ 491,480	1.07 %
529	Health & Human Services Commission	\$ 6,252,437	\$ 116,707	1.86 %
760	Texas A&M University-Corpus Christi	\$ 7,299,312	\$ 200,453	2.74 %
734	Lamar University - Beaumont	\$ 9,218,210	\$ 280,171	3.03 %
757	West Texas A & M University	\$ 6,413,820	\$ 203,538	3.17 %
709	Texas A&M University System Health Science Center	\$ 5,188,827	\$ 170,927	3.29 %
556	Texas Agricultural Experiment Station	\$ 9,939,527	\$ 338,398	3.40 %
739	Texas Tech University Health Science Center	\$ 25,538,140	\$ 888,393	3.47 %
733	Texas Tech University	\$ 44,854,212	\$ 1,598,673	3.56 %

Selection Criteria for the ten (10) Agencies Spending More than \$5 Million with Smallest Percentage Spent with HUBs:

The State does not have an overall HUB goal. However, for purposes of the Executive Summary, the consolidated fund for the TOTAL EXPENDITURES column within each procurement category is used to compute an overall total expenditure base (HUB and Non-HUB) for each agency. The top 10 spending agencies that have spent more than \$5 million dollars in total expenditures and have the smallest percentage of dollars with HUBs from the ADJUSTED HUBs group for each category have been identified within this summary ranked by smallest overall Adjusted HUB percentage. (Dollars are rounded). To view the respective agencies' expenditures, refer to Section VII.

EIGHTEEN (18) AGENCIES WITH \$0 EXPENDITURES WITH ADJUSTED HUBs

FISCAL YEAR 2000 SEMI-ANNUAL HUB REPORT

AGENCY NUMBER	NAME OF AGENCY	TOTAL EXPENDITURES	AGENCY NUMBER	NAME OF AGENCY	TOTAL EXPENDITURES
105	Legislative Reference Library	\$ 59,397	596	Red River Compact Commission	\$ 500
107	Commission on Uniform State Laws	\$ 24	598	Canadian Compact Commission	\$ 2,400
202	State Bar of Texas	\$ 4,707	599	Pecos River Compact Commission	\$ 74,066
203	Board of Law Examiners	\$ 2,236	658	Beaumont State Center	\$ 7,109
311	Fiscal Reporting – Treasury	\$ 73,126	677	Austin State Hospital	\$ 299
465	Texas Department of Commerce	\$ 373	697	TDCJ Paroles Division	\$ 8,469
474	Polygraph Examiners Board	\$ 856	699	Laredo State Center	\$ 9,053
512	Texas State Board of Podiatric Med Exam	\$ 9,111	703	State Board of Educator	\$ 766
579	Rio Grande Compact Commission	\$ 712	902	Comptroller/Fiscal	\$ 643,704

Selection Criteria for the Sixteen (16) Agencies with \$0 Expenditures with Adjusted HUBs:

The consolidated fund for the Total Expenditures column within each procurement category is used to compute an overall total expenditure base for each agency. The agencies that have reported expenditures and have spent \$0 with GSC certified Adjusted HUBs are identified in this summary, listed in agency numerical order. (Dollars are rounded). To view the respective agencies' expenditures, refer to Section VII.

SECTION IV - ANALYSIS OF AWARDS

**(A) PROCUREMENT CATEGORIES AND INCLUDED EXPENDITURE
OBJECT CODES FOR THE FY '00 ANNUAL HUB REPORT**

**GENERAL SERVICES COMMISSION
FISCAL YEAR '00 HUB REPORT PROCUREMENT CATEGORIES**

Excluded HUB Report Expenditure (Object) Codes:

Object Codes for benefits, claims and judgments, interfund transfer, interagency payments, investments, other expenses (7071-7806), payment of interest, payment of principal, public assistance payments, rental and leases, utilities, salaries, wages, travel, grants, scholarships, real estate purchases, right-of-way, "NONE", "BOND", object codes 7303, 7382, and 7421 will be excluded.

**FY '00 HUB Report
Procurement Categories
and Included Expenditure (Object) Codes**

<p>Heavy Construction Other than Building Contracts (01) Goal - 11.9% (unadjusted) Adjusted HUB Goal: 6.6% (BL, HI, AS, NA) Other HUB Goal: 5.3% (WO) Graduation - \$17,000,000</p>	<p>Object Code - Description 7270 - Maintenance and Repair- Roads and Highways 7347 - Construction of Highways 7349 - Construction of Roads</p>
<p>Building Construction, Including General Contractors and Operative Builders Contracts (02) Goal - 26.1% (unadjusted) Adjusted HUB Goal: 25.1% (BL, HI, WO) Other HUB Goal: 1.0% (AS, NA) Graduation - \$17,000,000</p>	<p>Object Code - Description 7341 - Construction of Buildings</p>
<p>Special Trade Construction Contracts (03) Goal - 57.2% (unadjusted) Adjusted HUB Goal: 47.0% (BL, HI) Other HUB Goal: 10.2% (AS, NA, WO) Graduation - \$7,000,000</p>	<p>Object Code - Description 7266 - Maintenance and Repair-Buildings 7343 - Remodeling of Buildings-State Owned 7344 - Remodeling of Buildings-State Leased 7346 - Construction/Improvement of Grounds and Land</p>
<p>Professional Services Contracts (04, 05, & 09) Goal - 20% (unadjusted) Adjusted HUB Goal: 18.1% (BL, HI, WO) Other HUB Goal: 1.9% (AS, NA) Graduation - \$6,000,000 - Financial and Accounting Services - \$5,000,000 - Medical Services - \$4,000,000 - A&E Services</p>	<p>Object Code - Description 7245 - Financial and Accounting Services (04) 7248 - Medical Services (09) 7256 - Architectural/Engineering Services (05) 7298 - Surveying Services (05) - <i>DELETED (See 7253)</i></p>

Other Services Contracts (06)**Goal - 33% (unadjusted)**

Adjusted HUB Goal: 33.0% (BL, HI, AS, NA, WO)

Other HUB Goal: N/A

Graduation - \$5,000,000**Object Code - Description**

7204 - Insurance Premiums
7205 - Employee Bonds
7206 - Service Fee Paid to the Lottery Operator - *ADDED*
7211 - Awards
7216 - Insurance Premiums-Approved by Board of Insurance
7217 - Employee Bonds-Approved by State Auditor - *ADDED*
7218 - Publications and Advertisements - *ADDED*
7239 - Consultant Services-Approved by the Governor
7240 - Consultant Services-Other
7242 - Consultant Services-Computer
7243 - Educational/Training Services
7246 - Legal Services
7249 - Veterinary Services
7253 - Other Professional Services
7255 - Investment Counseling Services
7257 - Legal Services-Approved by State Admin. Hearings
7259 - Race Track Officials
7260 - Maintenance and Repair-Furnishings and Equipment
7262 - Maintenance and Repair-Computer Software
7263 - Maintenance and Repair-Aircraft
7267 - Maintenance and Repair-Computer Equipment
7271 - Maintenance and Repair-Grounds and Land
7272 - Hazardous Waste Disposal Services
7273 - Reproduction and Printing Services
7274 - Temporary Employment Agencies
7275 - Computer Programming Services
7276 - Communication Services
7277 - Cleaning Services
7281 - Advertising Services
7284 - Data Processing Services
7286 - Freight/Delivery Services
7299 - Purchased Contracted Services
7514 - Telecommunications-Maintenance and Repair
7516 - Telecommunications
7526 - Waste Disposal

Commodities Contracts (07 & 08)

Goal - 12.6% (unadjusted)

Adjusted HUB Goal: 11.5% (BL, HI, WO)

Other HUB Goal: 1.1% (AS, NA)

Graduation - wholesale (07), 100 full-time equivalent employees

Graduation - manufacturers (08), 500 full-time equivalent employees

Object Code - Description

7300 - Consumables

7302 - Computer Consumables - DELETED

7304 - Fuels and Lubricants

7307 - Aircraft-Fuels and Lubricants

7309 - Promotional Items

7310 - Chemicals and Gases

7312 - Medical Supplies

7315 - Food Purchased by the State

7316 - Food Purchased for Wards of the State

7322 - Personal Items-Wards of the State

7324 - Credit Card Purchases - ADDED

7325 - Services for Wards of the State

7327 - Credit Card Purchases - ADDED

7328 - Supplies/Materials-Agriculture, Construction, Hardware

7330 - Parts for Furnishings and Equipment

7331 - Plants

7333 - Fabrics and Linens

7334 - Furnishings and Equipment Inventoried

7335 - Parts for Computer Equipment

7351 - Lease/Purchase-Motor Vehicles/Passenger

7352 - Lease/Purchase-Motor Vehicles/Other

7371 - Purchase of Motor Vehicles-Passenger Cars

7372 - Purchase of Motor Vehicles-Other

7373 - Furnishings and Equipment-Capitalized

7374 - Furnishings and Equipment-Controlled

7375 - Purchase of Aircraft

7376 - Lease/Purchase of Furnishing and Equipment

7377 - Computer Equipment - Inventoried - ADDED

7378 - Computer Equipment-Controlled

7379 - Computer Equipment-Capitalized

7380 - Purchase of Computer Software

7384 - Purchase of Animals-Non-Capitalized

7385 - Lease Purchase of Computer Equipment

7386 - Purchase of Animals-Capitalized

7387 - Purchase of Computer Software-Capitalized

7391 - Central Supply Retail Store

7393 - Merchandise Purchased for Resale

7394 - Raw Material Purchases

7406 - Rental of Furnishings and Equipment

7411 - Rental of Computer Equipment

7415 - Rental of Computer Software

7442 - Rental of Motor Vehicles

7445 - Rental of Aircraft

7449 - Rental of Marine Equipment

	7510 - Parts for Telecommunications Equipment 7517 - Telecommunication Equipment - Inventoried - <i>ADDED</i> 7519 - Lease Purchase of Telecommunication - <i>ADDED</i> 7520 - Telecommunications Equipment - Capitalized 7522 - Telecommunications Equipment - Rental 7523 - Telecommunications Equipment - Controlled
Commodities Contracts (07 & 08) (Continued) Goal - 12.6% (unadjusted) Adjusted HUB Goal: 11.5% (BL, HI, WO) Other HUB Goal: 1.1% (AS, NA) Graduation - wholesale (07), 100 full-time equivalent employees Graduation - manufacturers (08), 500 full-time equivalent employees	Object Code - Description 7411 - Rental of Computer Equipment 7415 - Rental of Computer Software 7442 - Rental of Motor Vehicles 7445 - Rental of Aircraft 7449 - Rental of Marine Equipment 7510 - Parts for Telecommunications Equipment 7517 - Telecommunication Equipment - Inventoried - <i>ADDED</i> 7519 - Lease Purchase of Telecommunication - <i>ADDED</i> 7520 - Telecommunications Equipment - Capitalized 7522 - Telecommunications Equipment - Rental 7523 - Telecommunications Equipment - Controlled

HUB Description Legend:

AS - Asian Pacific American

BL - Black American

HI - Hispanic American

NA - Native American

WO - American Woman (All women of any ethnicity excluding NA, AS, BL and HI women)

SECTION IV - ANALYSIS OF AWARDS

(B) BY SIX (6) CATEGORIES BY OBJECT CODE

SECTION IV - ANALYSIS OF AWARDS BY 6 CATEGORIES BY OBJECT CODE

CATEGORY	OBJECT CODE	DESCRIPTION	TOTAL EXPENDITURES & PERCENTAGE	TOTAL SPENT W/CERTIFIED HUBS & PERCENTAGE
HEAVY CONSTRUCTION	7270	MAINT & REPAIR-ROADS & HIGHWAY	\$95,588,542 / 2.54%	\$12,650,320 / 2.77%
HEAVY CONSTRUCTION	7347	CONSTRUCTION OF HIGHWAYS	\$1,340,000,676 / 35.6%	\$143,482,763 / 31.5%
HEAVY CONSTRUCTION	7349	CONSTRUCTION OF ROADS	\$339,025 / 0.09%	\$56,405 / 0.12%
TOTAL THIS CATEGORY			\$1,435,928,245 / 38.1%	\$156,189,489 / 34.3%
BUILDING CONSTRUCTION	7341	CONSTRUCTION OF BUILDINGS	\$299,147,008 / 7.94%	\$33,523,836 / 7.36%
TOTAL THIS CATEGORY			\$299,147,008 / 7.94%	\$33,523,836 / 7.36%
SPECIAL TRADE	7266	MAINT & REPAIR-BUILDINGS	\$54,230,063 / 1.44%	\$13,902,972 / 3.05%
SPECIAL TRADE	7343	REMODELING BUILDINGS-ST OWNED	\$41,073,956 / 1.09%	\$5,494,492 / 1.20%
SPECIAL TRADE	7344	REMODELING OF BUILDINGS-ST LEASED	\$817,814 / 0.21%	\$75,230 / 0.16%
SPECIAL TRADE	7346	CONSTR/IMPROV-GROUNDS/LAND	\$16,774,335 / 4.45%	\$2,717,905 / 5.97%
TOTAL THIS CATEGORY			\$112,896,168 / 3.00%	\$22,190,601 / 4.87%
PROFESSIONAL SERVICES	7245	FINANCIAL AND ACCOUNTING SERV	\$8,003,589 / 2.12%	\$1,020,111 / 2.24%
PROFESSIONAL SERVICES	7248	MEDICAL SERVICES	\$25,850,407 / 6.86%	\$1,498,122 / 3.29%
PROFESSIONAL SERVICES	7256	ARCHITECTURAL/ENGINEERING SERV	\$107,901,018 / 2.86%	\$12,219,614 / 2.68%
TOTAL THIS CATEGORY			\$141,755,015 / 3.76%	\$14,737,848 / 3.23%
OTHER SERVICES	7204	INSURANCE PREMIUMS	\$9,498,080 / 2.52%	\$32,864 / 0.07%
OTHER SERVICES	7205	EMPLOYEE BONDS	\$221,378 / 0.05%	\$6,242 / 0.01%
OTHER SERVICES	7206	SERVICE FEE PAID TO THE LOTTERY OPER	\$36,543,150 / 9.71%	\$2,588,503 / 5.68%
OTHER SERVICES	7211	AWARDS	\$888,142 / 0.23%	\$98,471 / 0.21%
OTHER SERVICES	7216	INS PREM-APP BY BD OF INS & AC	\$2,183,727 / 0.58%	\$2,417 / 0.00%
OTHER SERVICES	7217	EMPLOYEE BONDS-APPROVED BY STATE AUD	\$6,667 / 0.00%	\$0
OTHER SERVICES	7218	PUBLICATIONS & ADVERTISEMENTS	\$3,900,230 / 1.03%	\$419,984 / 0.92%
OTHER SERVICES	7239	CONSULTANT SERVICES-APP BY GOV OFC	\$818,477 / 0.21%	\$201,558 / 0.44%
OTHER SERVICES	7240	CONSULTANT SERVICES - OTHER	\$5,864,937 / 1.55%	\$151,804 / 0.33%
OTHER SERVICES	7242	CONSULTANT SERVICES - COMPUTER	\$8,213,443 / 2.18%	\$74,934 / 0.16%

SECTION IV - ANALYSIS OF AWARDS BY 6 CATEGORIES BY OBJECT CODE

CATEGORY	OBJECT CODE	DESCRIPTION	TOTAL EXPENDITURES & PERCENTAGE	TOTAL SPENT W/CERTIFIED HUBS & PERCENTAGE
OTHER SERVICES	7243	EDUCATIONAL/TRAINING SERVICES	\$6,110,542 / 162%	\$209,524 / 046%
OTHER SERVICES	7246	LEGAL SERVICES	\$5,197,371 / 138%	\$332,038 / 072%
OTHER SERVICES	7249	VETERINARY SERVICES	\$2,119,734DB	\$0
OTHER SERVICES	7253	OTHER PROFESSIONAL SERVICES	\$182,736,674 / 4 85%	\$20,235,635 / 4 44%
OTHER SERVICES	7255	INVESTMENT COUNSELING SERVICES	\$9,389,944 / 249%	\$0
OTHER SERVICES	7257	LEGAL SVCS-APP BY OFC ADM HEARINGS	\$928 / 000%	\$0
OTHER SERVICES	7259	RACE TRACK OFFICIALS	\$4,525 / 000%	\$0
OTHER SERVICES	7260	MAINT & REPAIR/FURNISH/EQUIPMT	\$36,191,905 / 961%	\$3,309,432 / 727%
OTHER SERVICES	7262	MAINT/REPAIR COMPUTER SOFTWARE	\$32,064,094 / 852%	\$884,766 / 194%
OTHER SERVICES	7263	MAINTENANCE & REPAIR-AIRCRAFT	\$794,093 / 021%	\$10,701 / 002%
OTHER SERVICES	7267	MAINT & REPAIR-COMPUTER EQUIP	\$31,937,974 / 848%	\$1,976,249 / 434%
OTHER SERVICES	7271	MAINT & REPAIR-GROUNDS & LAND	\$4,559,549 / 121%	\$704,370 / 154%
OTHER SERVICES	7272	HAZARDDUS WASTE DISPOSAL SERVS	\$3,575,349 / 095%	\$325,380 / 071%
OTHER SERVICES	7273	REPRODUCTION & PRINTING SERVS	\$32,833,510 / 872%	\$2,997,288 / 658%
OTHER SERVICES	7274	TEMPORARY EMPLOYMENT AGENCIES	\$21,500,010 / 571%	\$5,495,775 / 1 20%
OTHER SERVICES	7275	COMPUTER PROGRAMMING SERVICES	\$50,851,223 / 1 35%	\$19,468,166 / 4.27%
OTHER SERVICES	7276	COMMUNICATION SERVICES	\$11,676,668 / .310%	\$16,047 / 003%
OTHER SERVICES	7277	CLEANING SERVICES	\$12,781,064 / 339%	\$4,534,571 / 996%
OTHER SERVICES	7281	ADVERTISING SERVICES	\$34,826,328 / 925%	\$7,069,696 / 1 55%
OTHER SERVICES	7284	DATA PROCESSING SERVICES	\$17,339,212 / 460%	\$359,530 / 079%
OTHER SERVICES	7286	FREIGHT/DELIVERY SERVICES	\$8,694,772 / 231%	\$410,158 / 090%
OTHER SERVICES	7299	PURCHASED CONTRACTED SERVICES	\$119,807,461 / 3 18%	\$9,448,829 / 2 07%
OTHER SERVICES	7514	TELECOMMS-MAINTENANCE & REPAIR	\$6,458,958 / 171%	\$831,946 / 182%
OTHER SERVICES	7516	TELECOMMS-OTHER SERV CHARGES	\$7,127,325 / 189%	\$267,824 / 058%
OTHER SERVICES	7526	WASTE DISPOSAL	\$13,138,976 / 349%	\$388,780 / 085%
TOTAL THIS CATEGORY			\$715,616,966 / 19 0%	\$82,853,495 / 18 2%
COMMODITY PURCHASING	7300	CONSUMABLES	\$78,254,091 / 2 07%	\$12,157,962 / 2 67%
COMMODITY PURCHASING	7304	FUELS & LUBRICANTS - OTHER	\$16,999,749 / 451%	\$1,532,933 / 336%

SECTION IV - ANALYSIS OF AWARDS BY 6 CATEGORIES BY OBJECT CODE

CATEGORY	OBJECT CODE	DESCRIPTION	TOTAL EXPENDITURES & PERCENTAGE	TOTAL SPENT W/CERTIFIED HUBS & PERCENTAGE
COMMODITY PURCHASING	7307	AIRCRAFT-FUELS AND LUBRICANTS	\$561,164 / 014%	\$22,208 / 004%
COMMODITY PURCHASING	7309	PROMOTIONAL ITEMS	\$424,285 / 011%	\$133,706 / 029%
COMMODITY PURCHASING	7310	CHEMICAL AND GASES	\$19,892,193 / .528%	\$1,736,174 / 381%
COMMODITY PURCHASING	7312	MEDICAL SUPPLIES	\$130,203,730 / 3.46%	\$6,781,889 / 1.48%
COMMODITY PURCHASING	7315	FOOD PURCHASED BY THE STATE	\$16,714,325 / 444%	\$2,821,074 / 619%
COMMODITY PURCHASING	7316	FOOD PURCH FOR WARDS OF STATE	\$43,203,510 / 1.14%	\$4,092,282 / 899%
COMMODITY PURCHASING	7322	PERSONAL ITEMS-WARDS OF THE STATE	\$3,114,237 / 082%	\$203,242 / 044%
COMMODITY PURCHASING	7324	CREDIT CARD PURCH-CLIENTS/WARDS ST	\$369,757 / 009%	\$0
COMMODITY PURCHASING	7325	SERVICES FOR WARDS OF THE STATE	\$17,232,271 / 457%	\$398,086 / 087%
COMMODITY PURCHASING	7327	CREDIT CARD PURCH-NON-CAP LT \$5K	\$34,500,046 / 916%	\$1,598,584 / 351%
COMMODITY PURCHASING	7328	SUPPLY/MATERIAL-AGRIC,CONST,HARDWARE	\$79,099,882 / 2.10%	\$3,866,404 / 849%
COMMODITY PURCHASING	7330	PARTS - FURNISHINGS & EQUIPMT	\$18,594,146 / 494%	\$2,655,115 / 583%
COMMODITY PURCHASING	7331	PLANTS	\$932,273 / 024%	\$21,354 / 004%
COMMODITY PURCHASING	7333	FABRICS AND LINENS	\$2,072,229 / 055%	\$79,169 / 017%
COMMODITY PURCHASING	7334	FURNISHING/EQUIP-NOT INVENT/CAPT	\$59,841,757 / 1.59%	\$6,779,486 / 1.48%
COMMODITY PURCHASING	7335	COMP PARTS/FURN/EQUIP NOT INVENT/CAP	\$16,967,650 / 450%	\$3,230,846 / 709%
COMMODITY PURCHASING	7351	LEASE/PURCH MTR VEHICLES/PASSGR CARS	\$17,931 / 000%	\$0
COMMODITY PURCHASING	7352	LEASE/PURCH OF MTR VEHICLE/OTHER	\$135,177 / 003%	\$0
COMMODITY PURCHASING	7371	PURCH MOTOR VEH-PASSENGER CARS	\$3,265,995 / 086%	\$14,712 / 003%
COMMODITY PURCHASING	7372	PURCHASE MOTOR VEHICLE-OTHER	\$31,932,579 / 848%	\$115,645 / 025%
COMMODITY PURCHASING	7373	PURCH FURNISH/EQUIP-CAPITALIZED	\$106,244,365 / 2.82%	\$7,674,537 / 1.88%
COMMODITY PURCHASING	7374	PURCH FURNISH/EQUIP-INVEN-NON-CAP	\$10,279,033 / 273%	\$1,720,656 / .378%
COMMODITY PURCHASING	7375	PURCHASE OF AIRCRAFT	\$299,035 / 007%	\$35 / 000%
COMMODITY PURCHASING	7376	LEASE/PURCHASE-FURNISHINGS & EQUIPMT	\$2,205,240 / 058%	\$4,068 / 000%
COMMODITY PURCHASING	7377	COMPUTER EQUIPMENT - INVENTORIED	\$4,401,426 / 117%	\$1,788,272 / 392%
COMMODITY PURCHASING	7378	PURCH COMPUTER EQUIP-INVENT-NOT CAPT	\$5,344,195 / 142%	\$2,285,086 / 502%
COMMODITY PURCHASING	7379	PURCH OF COMPUTER EQUIP-CAPITALIZED	\$141,187,965 / 3.75%	\$47,292,020 / 10.3%
COMMODITY PURCHASING	7380	PURCH OF COMPUTER SOFTWARE-NOT CAPT	\$31,362,694 / 833%	\$20,455,484 / 4.49%
COMMODITY PURCHASING	7384	PURCHASE OF ANIMALS-NOT-CAPITALIZED	\$3,317,016 / 088%	\$0

SECTION IV - ANALYSIS OF AWARDS BY 6 CATEGORIES BY OBJECT CODE

CATEGORY	OBJECT CODE	DESCRIPTION	TOTAL EXPENDITURES & PERCENTAGE	TOTAL SPENT W/CERTIFIED HUBS & PERCENTAGE
COMMODITY PURCHASING	7385	LEASE/PURCHASE OF COMPUTER EQUIPMENT	\$4,765,835 / 126%	\$3,611,380 / 793%
COMMODITY PURCHASING	7386	PURCHASE OF ANIMALS-CAPITALIZED	\$592,983 / 015%	\$0
COMMODITY PURCHASING	7387	PURCH OF COMP SOFTWARE-CAPTITALIZED	\$15,778,662 / 418%	\$1,174,775 / 258%
COMMODITY PURCHASING	7391	CENTRAL SUPPLY RETAIL STORE	\$1,070,048 / 028%	\$502,065 / 110%
COMMODITY PURCHASING	7393	MERCHANDISE PURCH FOR RESALE	\$52,533,768 / 139%	\$4,826,604 / 106%
COMMODITY PURCHASING	7394	RAW MATERIAL PURCHASES	\$25,632,356 / 681%	\$939,228 / 206%
COMMODITY PURCHASING	7406	RENTAL OF FURNISHINGS/EQUIPMT	\$26,583,681 / 706%	\$309,654 / 068%
COMMODITY PURCHASING	7411	RENTAL OF COMPUTER EQUIPMENT	\$17,419,434 / 462%	\$2,694,048 / 591%
COMMODITY PURCHASING	7415	RENTAL OF COMPUTER SOFTWARE	\$8,447,421 / 224%	\$67,481 / 014%
COMMODITY PURCHASING	7442	RENTAL OF MOTOR VEHICLES	\$2,415,648 / 064%	\$68,234 / 015%
COMMODITY PURCHASING	7445	RENTAL OF AIRCRAFT	\$2,057,12908	\$0
COMMODITY PURCHASING	7449	RENTAL OF MARINE EQUIPMENT	\$161,944 / 004%	\$0
COMMODITY PURCHASING	7510	TELECOM PARTS & SUPPLIES	\$3,787,216 / 100%	\$471,848 / 103%
COMMODITY PURCHASING	7517	TELECOMM. EQUIPMENT - INVENTORIED	\$2,251,317 / 059%	\$202,449 / 044%
COMMODITY PURCHASING	7519	LEASE/PURCH TELECOMMUNICATION EQUIP	\$126,236 / 003%	\$64 / 000%
COMMODITY PURCHASING	7520	TELECOMMS-EQUIP PURCH-CAPITALIZED	\$14,301,004 / 380%	\$977,858 / 214%
COMMODITY PURCHASING	7522	TELECOMMS-EQUIP RENTAL	\$3,898,344 / 103%	\$111,289 / 024%
COMMODITY PURCHASING	7523	TELECOMM-EQUIP PURCH-INVENTORIED	\$1,090,283 / 029%	\$268,052 / 058%
TOTAL THIS CATEGORY			\$1,057,769,018 / 28.1%	\$145,686,079 / 3.87%
TOTAL ALL CATEGORIES			\$3,763,112,423 100%	\$455,181,350 100%

SECTION IV - ANALYSIS OF AWARDS

(C) BY OBJECT CODE

SECTION IV - ANALYSIS OF AWARDS BY OBJECT CODE

CATEGORY	OBJECT CODE	DESCRIPTION	TOTAL EXPENDITURES & PERCENTAGE	TOTAL SPENT W/CERTIFIED HUBS & PERCENTAGE
OTHER SERVICES	7204	INSURANCE PREMIUMS	\$9,498,080 / 252%	\$32,864 / 007%
OTHER SERVICES	7205	EMPLOYEE BONDS	\$221,378 / 005%	\$6,242 / 001%
OTHER SERVICES	7206	SERVICE FEE PAID TO THE LOTTERY OPER	\$36,543,150 / 971%	\$2,588,503 / 568%
OTHER SERVICES	7211	AWARDS	\$888,142 / 023%	\$98,471 / 021%
OTHER SERVICES	7216	INS PREM-APP BY BD OF INS & AG	\$2,183,727 / 058%	\$2,417 / 000%
OTHER SERVICES	7217	EMPLOYEE BONDS-APPROVED BY STATE AUD	\$6,667 / 000%	\$0
OTHER SERVICES	7218	PUBLICATIONS & ADVERTISEMENTS	\$3,900,230 / 103%	\$419,984 / 092%
OTHER SERVICES	7238	CONSULTANT SERVICES-APP BY GOV OFC	\$818,477 / 021%	\$201,558 / 044%
OTHER SERVICES	7240	CONSULTANT SERVICES - OTHER	\$5,864,937 / 155%	\$151,804 / 033%
OTHER SERVICES	7242	CONSULTANT SERVICES - COMPUTER	\$8,213,443 / 218%	\$74,934 / 016%
OTHER SERVICES	7243	EDUCATIONAL/TRAINING SERVICES	\$6,110,542 / 162%	\$209,524 / 046%
PROFESSIONAL SERVICES	7245	FINANCIAL AND ACCOUNTING SERV	\$8,003,589 / 212%	\$1,020,111 / 224%
OTHER SERVICES	7246	LEGAL SERVICES	\$5,197,371 / 138%	\$332,038 / 072%
PROFESSIONAL SERVICES	7248	MEDICAL SERVICES	\$25,850,407 / 686%	\$1,498,122 / 329%
OTHER SERVICES	7249	VETERINARY SERVICES	\$2,119,73408	\$0
OTHER SERVICES	7253	OTHER PROFESSIONAL SERVICES	\$182,736,674 / 4 85%	\$20,235,635 / 4 44%
OTHER SERVICES	7255	INVESTMENT COUNSELING SERVICES	\$9,389,944 / 249%	\$0
PROFESSIONAL SERVICES	7256	ARCHITECTURAL/ENGINEERING SERV	\$107,901,018 / 2 86%	\$12,219,614 / 2 68%
OTHER SERVICES	7257	LEGAL SVCS-APP BY OFC ADM HEARINGS	\$928 / 000%	\$0
OTHER SERVICES	7259	RACE TRACK OFFICIALS	\$4,525 / 000%	\$0
OTHER SERVICES	7260	MAINT & REPAIR/FURNISH/EQUIPMT	\$36,191,905 / 961%	\$3,309,432 / 727%
OTHER SERVICES	7262	MAINT/REPAIR COMPUTER SOFTWARE	\$32,064,094 / 852%	\$884,766 / 194%
OTHER SERVICES	7263	MAINTENANCE & REPAIR-AIRCRAFT	\$794,093 / 021%	\$10,701 / 002%
SPECIAL TRADE	7266	MAINT & REPAIR-BUILDINGS	\$54,230,063 / 1 44%	\$13,902,972 / 3 05%
OTHER SERVICES	7267	MAINT & REPAIR-COMPUTER EQUIP	\$31,937,974 / 848%	\$1,976,249 / 434%
HEAVY CONSTRUCTION	7270	MAINT & REPAIR-ROADS & HIGHWAY	\$95,588,542 / 2.54%	\$12,650,320 / 2.77%
OTHER SERVICES	7271	MAINT & REPAIR-GROUNDS & LAND	\$4,559,549 / 121%	\$704,370 / 154%
OTHER SERVICES	7272	HAZARDOUS WASTE DISPOSAL SERVS	\$3,575,349 / 095%	\$325,380 / 071%
OTHER SERVICES	7273	REPRODUCTION & PRINTING SERVS	\$32,833,510 / 872%	\$2,997,288 / 658%

SECTION IV - ANALYSIS OF AWARDS BY OBJECT CODE

CATEGORY	OBJECT CODE	DESCRIPTION	TOTAL EXPENDITURES & PERCENTAGE	TOTAL SPENT W/CERTIFIED HUBS & PERCENTAGE
OTHER SERVICES	7274	TEMPORARY EMPLOYMENT AGENCIES	\$21,500,010 / 571%	\$5,495,775 / 1.20%
OTHER SERVICES	7275	COMPUTER PROGRAMMING SERVICES	\$50,851,223 / 135%	\$19,468,166 / 4.27%
OTHER SERVICES	7276	COMMUNICATION SERVICES	\$11,676,668 / 310%	\$16,047 / 0.03%
OTHER SERVICES	7277	CLEANING SERVICES	\$12,781,064 / 339%	\$4,534,571 / 9.96%
OTHER SERVICES	7281	ADVERTISING SERVICES	\$34,826,328 / 925%	\$7,069,696 / 1.55%
OTHER SERVICES	7284	DATA PROCESSING SERVICES	\$17,339,212 / 460%	\$359,530 / 0.79%
OTHER SERVICES	7286	FREIGHT/DELIVERY SERVICES	\$8,694,772 / 231%	\$410,158 / 0.90%
OTHER SERVICES	7299	PURCHASED CONTRACTED SERVICES	\$119,807,461 / 318%	\$9,448,829 / 2.07%
COMMODITY PURCHASING	7300	CONSUMABLES	\$78,254,091 / 207%	\$12,157,962 / 2.67%
COMMODITY PURCHASING	7304	FUELS & LUBRICANTS - OTHER	\$16,999,749 / 451%	\$1,532,933 / 3.36%
COMMODITY PURCHASING	7307	AIRCRAFT-FUELS AND LUBRICANTS	\$561,164 / 0.14%	\$22,208 / 0.04%
COMMODITY PURCHASING	7309	PROMOTIONAL ITEMS	\$424,285 / 0.11%	\$133,706 / 0.29%
COMMODITY PURCHASING	7310	CHEMICAL AND GASES	\$19,892,193 / 528%	\$1,736,174 / 3.81%
COMMODITY PURCHASING	7312	MEDICAL-SUPPLIES	\$130,203,730 / 346%	\$6,781,889 / 1.48%
COMMODITY PURCHASING	7315	FOOD PURCHASED BY THE STATE	\$16,714,325 / 444%	\$2,821,074 / 6.19%
COMMODITY PURCHASING	7316	FOOD PURCH FOR WARDS OF STATE	\$43,203,510 / 114%	\$4,092,282 / 8.99%
COMMODITY PURCHASING	7322	PERSONAL ITEMS-WARDS OF THE STATE	\$3,114,237 / 0.82%	\$203,242 / 0.44%
COMMODITY PURCHASING	7324	CREDIT CARD PURCH-CLIENTS/WARDS ST	\$369,757 / 0.09%	\$0
COMMODITY PURCHASING	7325	SERVICES FOR WARDS OF THE STATE	\$17,232,271 / 457%	\$398,086 / 0.87%
COMMODITY PURCHASING	7327	CREDIT CARD PURCH-NON-CAP LT \$5K	\$34,500,046 / 916%	\$1,598,584 / 3.51%
COMMODITY PURCHASING	7328	SUPPLY/MATERIAL-AGRIC,CONST,HARDWARE	\$79,099,882 / 210%	\$3,866,404 / 8.49%
COMMODITY PURCHASING	7330	PARTS - FURNISHINGS & EQUIPMT	\$18,594,146 / 494%	\$2,655,115 / 5.83%
COMMODITY PURCHASING	7331	PLANTS	\$932,273 / 0.24%	\$21,354 / 0.04%
COMMODITY PURCHASING	7333	FABRICS AND LINENS	\$2,072,229 / 0.55%	\$79,169 / 0.17%
COMMODITY PURCHASING	7334	FURNISHING/EQUIP-NOT INVENT/CAPT	\$59,841,757 / 159%	\$6,779,486 / 1.48%
COMMODITY PURCHASING	7335	COMP PARTS/FURN/EQUIP NOT INVENT/CAP	\$16,967,650 / 450%	\$3,230,846 / 7.09%
BUILDING CONSTRUCTION	7341	CONSTRUCTION OF BUILDINGS	\$299,147,008 / 794%	\$33,523,836 / 7.36%
SPECIAL TRADE	7343	REMODELING BUILDINGS-ST OWNED	\$41,073,956 / 109%	\$5,494,492 / 1.20%
SPECIAL TRADE	7344	REMODELING OF BUILDINGS-ST LEASED	\$817,814 / 0.21%	\$75,230 / 0.16%

SECTION IV - ANALYSIS OF AWARDS BY OBJECT CODE

CATEGORY	OBJECT CODE	DESCRIPTION	TOTAL EXPENDITURES & PERCENTAGE	TOTAL SPENT W/CERTIFIED HUBS & PERCENTAGE
SPECIAL TRADE	7346	CONSTR/IMPROV-GROUNDS/LAND	\$16,774,335 / 445%	\$2,717,905 / 597%
HEAVY CONSTRUCTION	7347	CONSTRUCTION OF HIGHWAYS	\$1,340,000,676 / 35 6%	\$143,482,763 / 31 5%
HEAVY CONSTRUCTION	7349	CONSTRUCTION OF ROADS	\$339,025 / 009%	\$56,405 / 012%
COMMODITY PURCHASING	7351	LEASE/PURCH MTR VEHICLES/PASSGR CARS	\$17,931 / 000%	\$0
COMMODITY PURCHASING	7352	LEASE/PURCH OF MTR VEHICLE/OTHER	\$135,177 / 003%	\$0
COMMODITY PURCHASING	7371	PURCH MOTOR VEH-PASSENGER CARS	\$3,265,995 / 086%	\$14,712 / 003%
COMMODITY PURCHASING	7372	PURCHASE MOTOR VEHICLE-OTHER	\$31,932,579 / 848%	\$115,645 / 025%
COMMODITY PURCHASING	7373	PURCH FURNISH/EQUIP-CAPITALIZED	\$106,244,365 / 2 82%	\$7,674,537 / 1 68%
COMMODITY PURCHASING	7374	PURCH FURNISH/EQUIP-INVEN-NON-CAP	\$10,279,033 / 273%	\$1,720,656 / .378%
COMMODITY PURCHASING	7375	PURCHASE OF AIRCRAFT	\$299,035 / 007%	\$35 / 000%
COMMODITY PURCHASING	7376	LEASE/PURCHASE-FURNISHINGS & EQUIPMT	\$2,205,240 / 058%	\$4,068 / 000%
COMMODITY PURCHASING	7377	COMPUTER EQUIPMENT - INVENTORIED	\$4,401,426 / 117%	\$1,788,272 / 392%
COMMODITY PURCHASING	7378	PURCH COMPUTER EQUIP-INVENT-NOT CAPT	\$5,344,195 / 142%	\$2,285,086 / 502%
COMMODITY PURCHASING	7379	PURCH OF COMPUTER EQUIP-CAPITALIZED	\$141,187,965 / 3 75%	\$47,292,020 / 10 3%
COMMODITY PURCHASING	7380	PURCH OF COMPUTER SOFTWARE-NOT CAPT	\$31,362,694 / 833%	\$20,455,484 / 4 49%
COMMODITY PURCHASING	7384	PURCHASE OF ANIMALS-NOT-CAPITALIZED	\$3,317,016 / 088%	\$0
COMMODITY PURCHASING	7385	LEASE/PURCHASE OF COMPUTER EQUIPMENT	\$4,765,835 / 126%	\$3,611,380 / 793%
COMMODITY PURCHASING	7386	PURCHASE OF ANIMALS-CAPITALIZED	\$592,983 / 015%	\$0
COMMODITY PURCHASING	7387	PURCH OF COMP SOFTWARE-CAPTIALIZED	\$15,778,662 / 419%	\$1,174,775 / 258%
COMMODITY PURCHASING	7391	CENTRAL SUPPLY RETAIL STORE	\$1,070,048 / 028%	\$502,065 / 110%
COMMODITY PURCHASING	7393	MERCHANDISE PURCH FOR RESALE	\$52,533,768 / 1 39%	\$4,826,604 / 1 06%
COMMODITY PURCHASING	7394	RAW MATERIAL PURCHASES	\$25,632,356 / 681%	\$939,228 / 206%
COMMODITY PURCHASING	7406	RENTAL OF FURNISHINGS/EQUIPMT	\$26,583,681 / 706%	\$309,654 / 068%
COMMODITY PURCHASING	7411	RENTAL OF COMPUTER EQUIPMENT	\$17,419,434 / 462%	\$2,694,048 / 591%
COMMODITY PURCHASING	7415	RENTAL OF COMPUTER SOFTWARE	\$8,447,421 / 224%	\$67,481 / 014%
COMMODITY PURCHASING	7442	RENTAL OF MOTOR VEHICLES	\$2,415,648 / 064%	\$68,234 / 015%
COMMODITY PURCHASING	7445	RENTAL OF AIRCRAFT	\$2,057,129DB	\$0
COMMODITY PURCHASING	7449	RENTAL OF MARINE EQUIPMENT	\$161,944 / 004%	\$0
COMMODITY PURCHASING	7510	TELECOM PARTS & SUPPLIES	\$3,787,216 / 100%	\$471,848 / 103%

SECTION IV - ANALYSIS OF AWARDS BY OBJECT CODE

CATEGORY	OBJECT CODE	DESCRIPTION	TOTAL EXPENDITURES & PERCENTAGE	TOTAL SPENT W/CERTIFIED HUBS & PERCENTAGE
OTHER SERVICES	7514	TELECOMMS-MAINTENANCE & REPAIR	\$6,458,958 / 171%	\$831,946 / 182%
OTHER SERVICES	7516	TELECOMMS-OTHER SERV CHARGES	\$7,127,325 / 189%	\$267,824 / 058%
COMMODITY PURCHASING	7517	TELECOMM. EQUIPMENT - INVENTORIED	\$2,251,317 / 059%	\$202,449 / 044%
COMMODITY PURCHASING	7519	LEASE/PURCH TELECOMMUNICATION EQUIP	\$126,236 / 003%	\$64 / 000%
COMMODITY PURCHASING	7520	TELECOMMS-EQUIP PURCH-CAPITALIZED	\$14,301,004 / 380%	\$977,858 / 214%
COMMODITY PURCHASING	7522	TELECOMMS-EQUIP RENTAL	\$3,898,344 / 103%	\$111,289 / 024%
COMMODITY PURCHASING	7523	TELECOMM-EQUIP PURCH-INVENTORIED	\$1,090,283 / 029%	\$268,052 / 058%
OTHER SERVICES	7526	WASTE DISPOSAL	\$13,138,976 / 349%	\$388,780 / 085%
TOTAL OF ALL OBJECT CODES			\$3,763,112,423 (100%)	\$455,181,350 (100%)

SECTION V - GROUP PURCHASING

Professional Services Unadjusted Goal 20 0%
506-UT M D ANDERSON CANCER CENTER

FUND TYPE	TOTAL EXPENDITURES	TOTAL SPENT WITH NON-HUBS AMOUNT/%	TOTAL SPENT WITH **ADJ HUBS 18 1% AMOUNT/%	TOTAL SPENT WITH *OTHER HUBS 1 9% AMOUNT/%	BLACK AMOUNT/%	**ADJUSTED HUB GOAL 18 1% HISPANIC AMOUNT/%	WOMAN AMOUNT/%	*OTHER HUB GOAL 1 9% ASIAN PACIFIC AMOUNT/%	NATIVE AMERICAN AMOUNT/%
G	\$4,715	\$4,715/100 %							

Professional Services Unadjusted Goal 20 0%
785-UNIV OF TEXAS HEALTH CENTER AT TYLER

FUND TYPE	TOTAL EXPENDITURES	TOTAL SPENT WITH NON-HUBS AMOUNT/%	TOTAL SPENT WITH **ADJ HUBS 18 1% AMOUNT/%	TOTAL SPENT WITH *OTHER HUBS 1 9% AMOUNT/%	BLACK AMOUNT/%	**ADJUSTED HUB GOAL 18 1% HISPANIC AMOUNT/%	WOMAN AMOUNT/%	*OTHER HUB GOAL 1 9% ASIAN PACIFIC AMOUNT/%	NATIVE AMERICAN AMOUNT/%
G	\$44,955	\$44,955/100 %							

Professional Services Statewide Group Purchasing Goal is 20 0%

FUND TYPE	TOTAL EXPENDITURES	TOTAL SPENT WITH NON-HUBS AMOUNT/%	TOTAL SPENT WITH **ADJ HUBS 18 1% AMOUNT/%	TOTAL SPENT WITH *OTHER HUBS 1 9% AMOUNT/%	BLACK AMOUNT/%	**ADJUSTED HUB GOAL 18 1% HISPANIC AMOUNT/%	WOMAN AMOUNT/%	*OTHER HUB GOAL 1 9% ASIAN PACIFIC AMOUNT/%	NATIVE AMERICAN AMOUNT/%
G	\$49,671	\$49,671/100 %							

Other Services Unadjusted Goal is 33 0%
506-UT M D ANDERSON CANCER CENTER

FUND TYPE	TOTAL EXPENDITURES	TOTAL SPENT WITH NON-HUBS AMOUNT/%	TOTAL SPENT WITH **ADJ HUBS 33 0% AMOUNT/%	ASIAN PACIFIC AMOUNT/%	BLACK AMOUNT/%	**ADJUSTED HUB GOAL 33 0% HISPANIC AMOUNT/%	NATIVE AMERICAN AMOUNT/%	WOMAN AMOUNT/%
G	\$327,160	\$326,511/99 8%	\$648/ 198%					\$648/ 198%

Other Services Unadjusted Goal is 33 0%
723-UT MEDICAL BRANCH AT GALVESTON

FUND TYPE	TOTAL EXPENDITURES	TOTAL SPENT WITH NON-HUBS AMOUNT/%	TOTAL SPENT WITH **ADJ HUBS 33 0% AMOUNT/%	ASIAN PACIFIC AMOUNT/%	BLACK AMOUNT/%	**ADJUSTED HUB GOAL 33 0% HISPANIC AMOUNT/%	NATIVE AMERICAN AMOUNT/%	WOMAN AMOUNT/%
G	\$390,728	\$390,728/100 %						

Other Services Unadjusted Goal is 33 0%
785-UNIV OF TEXAS HEALTH CENTER AT TYLER

FUND TYPE	TOTAL EXPENDITURES	TOTAL SPENT WITH NON-HUBS AMOUNT/%	TOTAL SPENT WITH **ADJ HUBS 33 0% AMOUNT/%	ASIAN PACIFIC AMOUNT/%	BLACK AMOUNT/%	**ADJUSTED HUB GOAL 33 0% HISPANIC AMOUNT/%	NATIVE AMERICAN AMOUNT/%	WOMAN AMOUNT/%
G	\$1,229	\$1,229/100 %						

Other Services Statewide Group Purchasing Goal is 33.0%

FUND TYPE	TOTAL EXPENDITURES	TOTAL SPENT WITH NON-HUBS AMOUNT/%	TOTAL SPENT WITH **ADJ HUBS 33 0% AMOUNT/%	ASIAN PACIFIC AMOUNT/%	BLACK AMOUNT/%	**ADJUSTED HUB GOAL 33 0% HISPANIC AMOUNT/%	NATIVE AMERICAN AMOUNT/%	WOMAN AMOUNT/%
G	\$719,117	\$718,469/99 9%	\$648/ 090%					\$648/ 090%

Commodity Purchasing Unadjusted Goal is 12.6%
506-UT M D ANDERSON CANCER CENTER

FUND TYPE	TOTAL EXPENDITURES	TOTAL SPENT WITH NON-HUBS AMOUNT/%	TOTAL SPENT WITH **ADJ HUBS 11 5% AMOUNT/%	TOTAL SPENT WITH *OTHER HUBS 1 1% AMOUNT/%	BLACK AMOUNT/%	**ADJUSTED HUB GOAL 11 5% HISPANIC AMOUNT/%	WOMAN AMOUNT/%	*OTHER HUB GOAL 1 1% ASIAN PACIFIC AMOUNT/%	NATIVE AMERICAN AMOUNT/%
G	\$4,626,211	\$4,579,650/98 9%	\$46,560/1 00%		\$834/.018%	\$1,199/ 025%	\$44,526/ 962%		

Commodity Purchasing Unadjusted Goal is 12.6%
723-UT MEDICAL BRANCH AT GALVESTON

FUND TYPE	TOTAL EXPENDITURES	TOTAL SPENT WITH NON-HUBS AMOUNT/%	TOTAL SPENT WITH **ADJ HUBS 11 5% AMOUNT/%	TOTAL SPENT WITH *OTHER HUBS 1 1% AMOUNT/%	BLACK AMOUNT/%	**ADJUSTED HUB GOAL 11 5% HISPANIC AMOUNT/%	WOMAN AMOUNT/%	*OTHER HUB GOAL 1 1% ASIAN PACIFIC AMOUNT/%	NATIVE AMERICAN AMOUNT/%
G	\$39,285,956	\$33,937,403/86 3%	\$5,348,552/13 6%		\$5,191,003/13 2%		\$157,549/ 401%		

Commodity Purchasing Unadjusted Goal is 12.6%
729-UT SOUTHWESTERN MEDICAL CTR/DALLAS

FUND TYPE	TOTAL EXPENDITURES	TOTAL SPENT WITH NON-HUBS AMOUNT/%	TOTAL SPENT WITH **ADJ HUBS 11 5% AMOUNT/%	TOTAL SPENT WITH *OTHER HUBS 1 1% AMOUNT/%	BLACK AMOUNT/%	**ADJUSTED HUB GOAL 11 5% HISPANIC AMOUNT/%	WOMAN AMOUNT/%	*OTHER HUB GOAL 1 1% ASIAN PACIFIC AMOUNT/%	NATIVE AMERICAN AMOUNT/%
G	\$208,811	\$207,170/99 2%	\$1,640/ 785%		\$1,640/ 785%				

Commodity Purchasing Unadjusted Goal is 12.6%
755-STEPHEN F AUSTIN STATE UNIVERSITY

FUND TYPE	TOTAL EXPENDITURES	TOTAL SPENT WITH NON-HUBS AMOUNT/%	TOTAL SPENT WITH **ADJ HUBS 11 5% AMOUNT/%	TOTAL SPENT WITH *OTHER HUBS 1 1% AMOUNT/%	BLACK AMOUNT/%	**ADJUSTED HUB GOAL 11 5% HISPANIC AMOUNT/%	WOMAN AMOUNT/%	*OTHER HUB GOAL 1 1% ASIAN PACIFIC AMOUNT/%	NATIVE AMERICAN AMOUNT/%
G	\$24,918	\$24,918/100 %							

Commodity Purchasing Unadjusted Goal is 12.6%
785-UNIV OF TEXAS HEALTH CENTER AT TYLER

FUND TYPE	TOTAL EXPENDITURES	TOTAL SPENT WITH NON-HUBS AMOUNT/%	TOTAL SPENT WITH **ADJ HUBS 11 5% AMOUNT/%	TOTAL SPENT WITH *OTHER HUBS 1 1% AMOUNT/%	BLACK AMOUNT/%	**ADJUSTED HUB GOAL 11 5% HISPANIC AMOUNT/%	WOMAN AMOUNT/%	*OTHER HUB GOAL 1 1% ASIAN PACIFIC AMOUNT/%	NATIVE AMERICAN AMOUNT/%
G	\$3,405,113	\$3,405,113/100 %							

Commodity Purchasing Statewide Group Purchasing Goal is 12.6%

FUND TYPE	TOTAL EXPENDITURES	TOTAL SPENT WITH NON-HUBS AMOUNT/%	TOTAL SPENT WITH **ADJ HUBS 11 5% AMOUNT/%	TOTAL SPENT WITH *OTHER HUBS 1 1% AMOUNT/%	BLACK AMOUNT/%	**ADJUSTED HUB GOAL 11 5% HISPANIC AMOUNT/%	WOMAN AMOUNT/%	*OTHER HUB GOAL 1 1% ASIAN PACIFIC AMOUNT/%	NATIVE AMERICAN AMOUNT/%
G	\$47,551,011	\$42,154,257/88 6%	\$5,396,754/11 3%		\$5,193,478/10 9%	\$1,199/ 002%	\$202,076/ 425%		

SECTION VI - PURCHASES AWARDED AND MANAGED BY GSC

(A) CENTRAL PROCUREMENT SERVICES

(B) DESIGN AND CONSTRUCTION

SECTION VI - PURCHASES AWARDED AND MANAGED BY GSC

***** CENTRAL PROCUREMENT SERVICES *****

	TOTAL PURCHASES	TOTAL WITH CERTIFIED HUB'S AMOUNT/PERCENT	ASIAN PACIFIC AMOUNT/PERCENT	BLACK AMOUNT/PERCENT	HISPANIC AMOUNT/PERCENT	NATIVE AMERICAN AMOUNT/PERCENT	WOMEN AMOUNT(PERCENT)
GSC - OPEN MARKET (PO'S ISSUED)	\$123,187,981	\$7,039,806/5.71%	\$241,820/196%	\$500,963/406%	\$353,945/287%	\$105,784/085%	\$5,837,292/4.73%

GSC - TERM CONTRACTS (PAYMENTS MADE)-Heavy Construction Unadjusted Goal is 11.9%

FUND TYPE	TOTAL EXPENDITURES	TOTAL SPENT WITH NON-HUBS AMOUNT/%	TOTAL SPENT WITH **ADJ HUBS 6.6% AMOUNT/%	TOTAL SPENT WITH *OTHER HUBS 5.3% AMOUNT/%	ASIAN PACIFIC AMOUNT/%	**ADJUSTED HUB GOAL 6.6% BLACK AMOUNT/%	HISPANIC AMOUNT/%	NATIVE AMERICAN AMOUNT/%	*OTHER HUB GOAL 5.3% WOMAN AMOUNT/%
TC	\$124,861	\$124,861/100%							

GSC - TERM CONTRACTS (PAYMENTS MADE)-Building Construction Unadjusted Goal is 26.1%

FUND TYPE	TOTAL EXPENDITURES	TOTAL SPENT WITH NON-HUBS AMOUNT/%	TOTAL SPENT WITH **ADJ HUBS 25.1% AMOUNT/%	TOTAL SPENT WITH *OTHER HUBS 1.0% AMOUNT/%	BLACK AMOUNT/%	**ADJUSTED HUB GOAL 25.1% HISPANIC AMOUNT/%	WOMAN AMOUNT/%	*OTHER HUB GOAL 1.0% ASIAN PACIFIC AMOUNT/%	NATIVE AMERICAN AMOUNT/%
TC	\$228,118	\$199,713/87.5%	\$28,405/12.4%			\$5,130/2.24%	\$23,275/10.2%		

GSC - TERM CONTRACTS (PAYMENTS MADE)-Special Trade Unadjusted Goal is 57.2%

FUND TYPE	TOTAL EXPENDITURES	TOTAL SPENT WITH NON-HUBS AMOUNT/%	TOTAL SPENT WITH **ADJ HUBS 47.0% AMOUNT/%	TOTAL SPENT WITH *OTHER HUBS 10.2% AMOUNT/%	BLACK AMOUNT/%	**ADJUSTED HUB GOAL 47.0% HISPANIC AMOUNT/%	ASIAN PACIFIC AMOUNT/%	*OTHER HUB GOAL 10.2% NATIVE AMERICAN AMOUNT/%	WOMAN AMOUNT/%
TC	\$1,522,541	\$288,225/18.9%	\$959,884/63.0%	\$274,431/18.0%		\$959,884/63.0%	\$3,665/240%		\$270,766/17.7%

GSC - TERM CONTRACTS (PAYMENTS MADE)-Professional Services Unadjusted Goal is 20.0%

FUND TYPE	TOTAL EXPENDITURES	TOTAL SPENT WITH NON-HUBS AMOUNT/%	TOTAL SPENT WITH **ADJ HUBS 18.1% AMOUNT/%	TOTAL SPENT WITH *OTHER HUBS 1.9% AMOUNT/%	BLACK AMOUNT/%	**ADJUSTED HUB GOAL 18.1% HISPANIC AMOUNT/%	WOMAN AMOUNT/%	*OTHER HUB GOAL 1.9% ASIAN PACIFIC AMOUNT/%	NATIVE AMERICAN AMOUNT/%
TC	\$81,906	\$80,110/97.8%	\$1,796/2.19%				\$1,796/2.19%		

GSC - TERM CONTRACTS (PAYMENTS MADE)-Other Services Unadjusted Goal is 33.0%

FUND TYPE	TOTAL EXPENDITURES	TOTAL SPENT WITH NON-HUBS AMOUNT/%	TOTAL SPENT WITH **ADJ HUBS 33.0% AMOUNT/%	ASIAN PACIFIC AMOUNT/%	BLACK AMOUNT/%	**ADJUSTED HUB GOAL 33.0% HISPANIC AMOUNT/%	NATIVE AMERICAN AMOUNT/%	WOMAN AMOUNT/%
TC	\$10,822,960	\$10,632,564/98.2%	\$190,396/1.75%	\$9,226/085%	\$29,537/272%	\$63,807/589%		\$87,824/811%

GSC - TERM CONTRACTS (PAYMENTS MADE)-Commodity Purchasing Unadjusted Goal is 12.6%

FUND TYPE	TOTAL EXPENDITURES	TOTAL SPENT WITH NON-HUBS AMOUNT/%	TOTAL SPENT WITH **ADJ HUBS 11.5% AMOUNT/%	TOTAL SPENT WITH *OTHER HUBS 1.1% AMOUNT/%	BLACK AMOUNT/%	**ADJUSTED HUB GOAL 11.5% HISPANIC AMOUNT/%	WOMAN AMOUNT/%	*OTHER HUB GOAL 1.1% ASIAN PACIFIC AMOUNT/%	NATIVE AMERICAN AMOUNT/%
TC	\$126,911,056	\$117,265,118/92.3%	\$9,059,681/7.13%	\$586,256/4.61%	\$381,646/300%	\$3,625,951/2.85%	\$5,052,083/398%	\$559,620/441%	\$28,635/021%

SECTION VI - PURCHASES AWARDED AND MANAGED BY GSC

***** DESIGN AND CONSTRUCTION DIVISION *****

G S C ARCHITECTURAL AND ENGINEERING PROJECTS - Professional Services Unadjusted Goal is 20 0%

FUND TYPE	TOTAL EXPENDITURES	TOTAL SPENT WITH NON-HUBS AMOUNT/%	TOTAL SPENT WITH **ADJ HUBS 18 1% AMOUNT/%	TOTAL SPENT WITH *OTHER HUBS 1 9% AMOUNT/%	BLACK AMOUNT/%	HISPANIC AMOUNT/%	WOMAN AMOUNT/%	ASIAN PACIFIC AMOUNT/%	NATIVE AMERICAN AMOUNT/%
T	\$256,639	\$242,780/94 5%	\$13,859/5 40%			\$13,859/5 40%			
S	***	***	\$72,913/28 4%	\$18,374/7 15%		\$46,025/17 9%	\$26,888/10 4%	\$18,374/7 15%	
C	\$256,639	\$242,780/94 5%	\$86,773/33 8%	\$18,374/7 15%		\$59,884/23 3%	\$26,888/10 4%	\$18,374/7 15%	

G S C ARCHITECTURAL AND ENGINEERING PROJECTS - Other Services Unadjusted Goal is 33 0%

FUND TYPE	TOTAL EXPENDITURES	TOTAL SPENT WITH NON-HUBS AMOUNT/%	TOTAL SPENT WITH **ADJ HUBS 33 0% AMOUNT/%	ASIAN PACIFIC AMOUNT/%	BLACK AMOUNT/%	HISPANIC AMOUNT/%	NATIVE AMERICAN AMOUNT/%	WOMAN AMOUNT/%
T	\$1,142,671	\$1,141,226/99 8%	\$1,445/ 126%					\$1,445/ 126%

G S C CONSTRUCTION PROJECTS - Building Construction Unadjusted Goal is 26 1%

FUND TYPE	TOTAL EXPENDITURES	TOTAL SPENT WITH NON-HUBS AMOUNT/%	TOTAL SPENT WITH **ADJ HUBS 25 1% AMOUNT/%	TOTAL SPENT WITH *OTHER HUBS 1 0% AMOUNT/%	BLACK AMOUNT/%	HISPANIC AMOUNT/%	WOMAN AMOUNT/%	ASIAN PACIFIC AMOUNT/%	NATIVE AMERICAN AMOUNT/%
T	\$21,536,411	\$16,848,641/78 2%	\$4,687,769/21 7%			\$4,465,390/20 7%	\$222,378/1 03%		
S	***	***	\$120,613/ 560%	\$35,961/ 167%	\$10,331/ 048%	\$17,559/ 081%	\$92,721/ 430%	\$35,961/ 167%	
C	\$21,536,411	\$16,848,641/78 2%	\$4,808,382/22 3%	\$35,961/ 167%	\$10,331/ 048%	\$4,482,950/20 8%	\$315,100/1 46%	\$35,961/ 167%	

G S C CONSTRUCTION PROJECTS - Special Trade Unadjusted Goal is 57 2%

FUND TYPE	TOTAL EXPENDITURES	TOTAL SPENT WITH NON-HUBS AMOUNT/%	TOTAL SPENT WITH **ADJ HUBS 47 0% AMOUNT/%	TOTAL SPENT WITH *OTHER HUBS 10 2% AMOUNT/%	BLACK AMOUNT/%	HISPANIC AMOUNT/%	ASIAN PACIFIC AMOUNT/%	NATIVE AMERICAN AMOUNT/%	WOMAN AMOUNT/%
T	\$2,298,030	\$1,924,070/83 7%	\$116,923/5 08%	\$257,036/11 1%	\$35,125/1 52%	\$81,797/3 55%			\$257,036/11 1%

G S C CONSTRUCTION PROJECTS - Other Services Unadjusted Goal is 33 0%

FUND TYPE	TOTAL EXPENDITURES	TOTAL SPENT WITH NON-HUBS AMOUNT/%	TOTAL SPENT WITH **ADJ HUBS 33 0% AMOUNT/%	ASIAN PACIFIC AMOUNT/%	BLACK AMOUNT/%	HISPANIC AMOUNT/%	NATIVE AMERICAN AMOUNT/%	WOMAN AMOUNT/%
T	\$114,905	\$37,108/32 2%	\$77,797/67 7%			\$1,660/1 44%		\$76,137/66 2%

SECTION VII - AGENCIES' EXPENDITURE SUMMARY DATA

(A) LIST BY AGENCY NAME

(B) LIST BY AGENCY NUMBER

(C) SUMMARY DATA PAGES (216 REPORTING AGENCIES)

TEXAS HISTORICALLY UNDERUTILIZED BUSINESS (HUB) REPORT/AGENCY LIST SORTED BY AGENCY NAME

401	ADJUTANT GENERAL	530	DEPT OF PROTECTIVE & REGULATORY SVCS	809	STATE PRESERVATION BOARD	719	TEXAS STATE TECHNICAL COLLEGE SYSTEM
458	ALCOHOLIC BEVERAGE COMMISSION	327	EMPLOYEES RETIREMENT SYSTEM	312	STATE SECURITIES BOARD	472	TEXAS STRUCTURAL PEST CONTROL BOARD
737	ANGELO STATE UNIVERSITY	533	EEXEC CNCL OF PHYSICAL & OCC THERAPY	755	STEPHEN F AUSTIN STATE UNIVERSITY	733	TEXAS TECH UNIVERSITY
677	AUSTIN STATE HOSPITAL (SEE #655-J)	325	FIREMEN'S PENSION COMMISSION	756	SUL ROSS STATE UNIVERSITY	727	TEXAS TRANSPORTATION INSTITUTE
658	BEAUMONT STATE CENTER (SEE #655)	311	Fiscal Reporting - Treasury	116	SUNSET ADVISORY COMMISSION	403	TEXAS VETERANS COMMISSION
502	BOARD OF BARBER EXAMINERS	305	GENERAL LAND OFFICE	201	SUPREME COURT	580	TEXAS WATER DEVELOPMENT BOARD
508	BOARD OF CHIROPRACTIC EXAMINERS	303	GENERAL SERVICES COMMISSION	767	SW COLLEGIATE INSTITUTE FOR THE DEAF	731	TEXAS WOMAN'S UNIVERSITY
504	BOARD OF DENTAL EXAMINERS	529	HEALTH & HUMAN SERVICES COMMISSION	449	State Finance Commission	453	TEXAS WORKERS' COMPENSATION COMM
520	BOARD OF EXAMINERS OF PSYCHOLOGISTS	364	HEALTH PROFESSIONS COUNCIL	713	TARLETON STATE UNIVERSITY	320	TEXAS WORKFORCE COMMISSION
203	BOARD OF LAW EXAMINERS	102	HOUSE OF REPRESENTATIVES	323	TEACHER RETIREMENT SYSTEM	694	TEXAS YOUTH COMMISSION
507	BOARD OF NURSE EXAMINERS	787	LAMAR STATE COLLEGE - ORANGE	367	TELECOMM INFRASTRUCTURE FUND	709	TX A&M UNIV SYSTEM HEALTH SCIENCE CT
515	BOARD OF PHARMACY	788	LAMAR STATE COLLEGE - PORT ARTHUR	761	TEXAS A & M INTN'L UNIVERSITY	459	TX BOARD OF ARCHITECTURAL EXAMINERS
456	BOARD OF PLUMBING EXAMINERS	734	LAMAR UNIVERSITY - BEAUMONT	760	TEXAS A & M UNIV - CORPUS CHRISTI	335	TX COMM FOR DEAF & HARD OF HEARING
337	BOARD OF TAX PROFESSIONAL EXAMINERS	699	LAREDO STATE CENTER (SEE #655)	711	TEXAS A & M UNIVERSITY (MAIN UNIV)	411	TX COMMISSION OF FIRE PROTECTION
578	BOARD OF VETERINARY MED EXAMINERS	104	LEGISLATIVE BUDGET BOARD	764	TEXAS A & M UNIVERSITY - TEXARKANA	655	TX DEPT MENTAL HEALTH/RETARDATION
511	BOARD OF VOCATIONAL NURSE EXAMINERS	105	LEGISLATIVE REFERENCE LIBRARY	710	TEXAS A & M UNIVERSITY SYSTEM	332	TX DEPT OF HOUSING & COMM AFFAIRS
748	Baylor College of Dentistry	788	Lamar Institute of Technology	718	TEXAS A & M UNIVERSITY AT GALVESTON	712	TX ENGINEERING EXPERIMENT STATION
598	CANADIAN RIVER COMMISSION	735	MIDWESTERN STATE UNIVERSITY	732	TEXAS A & M UNIVERSITY - KINGSVILLE	781	TX HIGHER EDUCATION COORD BOARD
355	CHILDREN'S TRUST FUND OF TX COUNCIL	212	OFFICE OF COURT ADMINISTRATION	751	TEXAS A & M UNIVERSITY - COMMERCE	526	TX LOW-LEVEL RAD WAST DISPOSAL AUTH
477	COMM/STATE EMERGENCY COMMUNICATION	359	OFFICE OF PUBLIC INSURANCE COUNSEL	354	TEXAS AEROSPACE COMMISSION	503	TX STATE BOARD OF MEDICAL EXAMINERS
344	COMMISSION ON HUMAN RIGHTS	475	OFFICE OF PUBLIC UTILITY COUNSEL	555	TEXAS AGRICULTURAL EXTENSION SERVS	512	TX STATE BOARD OF PEDIATRIC MED EXAM
409	COMMISSION ON JAIL STANDARDS	213	OFFICE OF STATE PROSECUTING ATTORNEY	556	TEXAS AGRICULTURAL EXPERIMENT STAT	306	TX STATE LIBRARY & ARCHIVES COMM
242	COMMISSION ON JUDICIAL CONDUCT	333	OFFICE OF STATE-FEDERAL RELATIONS	554	TEXAS ANIMAL HEALTH COMMISSION	758	TX STATE UNIV SYST BOARD OF REGENTS
407	COMMISSION ON LAW ENFORCEMENT	302	OFFICE OF THE ATTORNEY GENERAL	464	TEXAS BOARD OF LAND SURVEYING	739	TX TECH UNIV HEALTH SCIENCES CENTER
467	COMMISSION ON PRIVATE SECURITY	300	OFFICE OF THE GOVERNOR - FISCAL	460	TEXAS BOARD OF PROFESSIONAL ENGINEER	557	TX VETERINARY MED DIAGNOSTIC LAB
304	COMPTROLLER OF PUBLIC ACCOUNTS	301	OFFICE OF THE GOVERNOR - EXECUTIVE	352	TEXAS BOND REVIEW BOARD	577	TX WILDLIFE DAMAGE MGMT SERVICE
466	CONSUMER CREDIT COMMISSIONER	514	OPTOMETRY BOARD	527	TEXAS CANCER COUNCIL	008	Texas Healthy Kids Corporation
505	COSMETOLOGY COMMISSION	802	PARKS AND WILDLIFE DEPARTMENT	517	TEXAS COMM ON ALCOHOL & DRUG ABUSE	315	Texas Tomorrow Fund
532	COUNCIL ON EARLY CHILDHOOD INTERVENT	599	PECOS RIVER COMPACT COMMISSION	318	TEXAS COMMISSION FOR THE BLIND	742	UNIV OF TEX OF THE PERMIAN BASIN
231	COURT OF APPEALS - ELEVENTH COURT	474	POLYGRAPH EXAMINERS BOARD	813	TEXAS COMMISSION ON THE ARTS	785	UNIV OF TEXAS HEALTH CENTER AT TYLER
228	COURT OF APPEALS - EIGHTH COURT	715	PRAIRIE VIEW A & M UNIVERSITY	501	TEXAS DEPARTMENT OF HEALTH	759	UNIVERSITY OF HOUSTON - CLEAR LAKE
221	COURT OF APPEALS - FIRST COURT	473	PUBLIC UTILITIES COMMISSION OF TEXAS	454	TEXAS DEPARTMENT OF INSURANCE	730	UNIVERSITY OF HOUSTON
234	COURT OF APPEALS - FOURTEENTH COURT	455	RAILROAD COMMISSION	601	TEXAS DEPARTMENT OF TRANSPORTATION	783	UNIVERSITY OF HOUSTON / SYSTEM
225	COURT OF APPEALS - FIFTH COURT	329	REAL ESTATE COMMISSION	340	TEXAS DEPARTMENT ON AGING	765	UNIVERSITY OF HOUSTON - VICTORIA
224	COURT OF APPEALS - FOURTH COURT	478	RESEARCH & OVERSIGHT WORKERS' COUNCIL	465	TEXAS DEPT OF COMMERCE (SEE #480)	784	UNIVERSITY OF HOUSTON - DOWNTOWN
229	COURT OF APPEALS - NINTH COURT	579	RIO GRANDE COMPACT COMMISSION	696	TEXAS DEPT OF CRIMINAL JUSTICE	752	UNIVERSITY OF NORTH TEXAS
227	COURT OF APPEALS - SEVENTH COURT	596	Red River Compact Commission	480	TEXAS DEPT OF ECONOMIC DEVELOPMENT	743	UNIVERSITY OF TEXAS AT SAN ANTONIO
226	COURT OF APPEALS - SIXTH COURT	753	SAM HOUSTON STATE UNIVERSITY	701	TEXAS EDUCATION AGENCY	747	UNIVERSITY OF TEXAS AT BROWNSVILLE
222	COURT OF APPEALS - SECOND COURT	450	SAVINGS AND LOAN DEPARTMENT	716	TEXAS ENGINEERING EXTENSION SERVICE	714	UNIVERSITY OF TEXAS AT ARLINGTON
233	COURT OF APPEALS - THIRTEENTH COURT	772	SCHOOL FOR THE DEAF	356	TEXAS ETHICS COMMISSION	720	UNIVERSITY OF TEXAS SYSTEM
232	COURT OF APPEALS - TWELFTH COURT	771	SCHOOL/BLIND AND VISUALLY IMPAIRED	904	TEXAS FOOD AND FIBERS COMMISSION	721	UNIVERSITY OF TEXAS AT AUSTIN
230	COURT OF APPEALS - TENTH COURT	307	SECRETARY OF STATE	576	TEXAS FOREST SERVICE	736	UNIVERSITY OF TEXAS - PAN AMERICAN
223	COURT OF APPEALS - THIRD COURT	592	SOIL & WATER CONSERVATION BOARD	513	TEXAS FUNERAL SERVICE COMMISSION	724	UNIVERSITY OF TEXAS AT EL PASO
211	COURT OF CRIMINAL APPEALS	754	SOUTHWEST TEXAS STATE UNIVERSITY	808	TEXAS HISTORICAL COMMISSION	750	UNIVERSITY OF TEXAS AT TYLER
204	COURT REPORTER CERTIFICATION BOARD	342	STATE AIRCRAFT POOLING BOARD	353	TEXAS INCENTIVE & PRODUCTIVITY COMM.	738	UNIVERSITY OF TEXAS AT DALLAS
469	CREDIT UNION DEPARTMENT	308	STATE AUDITOR	665	TEXAS JUVENILE PROBATION COMMISSION	763	UNT HEALTH SCIENCE CTR AT FORT WORTH
410	CRIMINAL JUSTICE POLICY COUNCIL	202	STATE BAR OF TEXAS	103	TEXAS LEGISLATIVE COUNCIL	745	UT HEALTH SCIENCE CENTER-SAN ANTONIO
107	Commission on Uniform State Laws	705	STATE BOARD FOR EDUCAT CERT(SEE#701)	362	TEXAS LOTTERY COMMISSION	744	UT HEALTH SCIENCE CENTER - HOUSTON
902	Comptroller / Fiscal	703	STATE BOARD OF EDUCATOR (SEE #705)	406	TEXAS MILITARY FACILITIES COMMISSION	506	UT M D ANDERSON CANCER CENTER
551	DEPARTMENT OF AGRICULTURE	457	STATE BOARD OF PUBLIC ACCOUNTANCY	582	TEXAS NATURAL RESOURCE CONSERV COMM	723	UT MEDICAL BRANCH AT GALVESTON
451	DEPARTMENT OF BANKING	907	STATE ENERGY CONSERVATION OFFICE	347	TEXAS PUBLIC FINANCE AUTHORITY	729	UT SOUTHWESTERN MEDICAL CTR/DALLAS
324	DEPARTMENT OF HUMAN SERVICES	243	STATE LAW LIBRARY	476	TEXAS RACING COMMISSION	757	WEST TEXAS A & M UNIVERSITY
313	DEPARTMENT OF INFORMATION RESOURCES	360	STATE OFC OF ADMINISTRATIVE HEARINGS	330	TEXAS REHABILITATION COMMISSION		
405	DEPARTMENT OF PUBLIC SAFETY	479	STATE OFFICE OF RISK MANAGEMENT	101	TEXAS SENATE		
452	DEPT OF LICENSING & REGULATION	338	STATE PENSION REVIEW BOARD	717	TEXAS SOUTHERN UNIVERSITY		

TEXAS HISTORICALLY UNDERUTILIZED BUSINESS (HUB) REPORT/AGENCY LIST SORTED BY AGENCY NUMBER

008	Texas Healthy Kids Corporation	337	BOARD OF TAX PROFESSIONAL EXAMINERS	506	UT M D ANDERSON CANCER CENTER	723	UT MEDICAL BRANCH AT GALVESTON
101	TEXAS SENATE	338	STATE PENSION REVIEW BOARD	507	BOARD OF NURSE EXAMINERS	724	UNIVERSITY OF TEXAS AT EL PASO
102	HOUSE OF REPRESENTATIVES	340	TEXAS DEPARTMENT ON AGING	508	BOARD OF CHIROPRACTIC EXAMINERS	727	TEXAS TRANSPORTATION INSTITUTE
103	TEXAS LEGISLATIVE COUNCIL	342	STATE AIRCRAFT POOLING BOARD	511	BOARD OF VOCATIONAL NURSE EXAMINERS	729	UT SOUTHWESTERN MEDICAL CTR/DALLAS
104	LEGISLATIVE BUDGET BOARD	344	COMMISSION ON HUMAN RIGHTS	512	TX STATE BOARD OF PODIATRIC MED EXAM	730	UNIVERSITY OF HOUSTON
105	LEGISLATIVE REFERENCE LIBRARY	347	TEXAS PUBLIC FINANCE AUTHORITY	513	TEXAS FUNERAL SERVICE COMMISSION	731	TEXAS WOMAN'S UNIVERSITY
107	Commission on Uniform State Laws	352	TEXAS BOND REVIEW BOARD	514	OPTOMETRY BOARD	732	TEXAS A & M UNIVERSITY - KINGSVILLE
116	SUNSET ADVISORY COMMISSION	353	TEXAS INCENTIVE & PRODUCTIVITY COMM.	515	BOARD OF PHARMACY	733	TEXAS TECH UNIVERSITY
201	SUPREME COURT	354	TEXAS AEROSPACE COMMISSION	517	TEXAS COMM ON ALCOHOL & DRUG ABUSE	734	LAMAR UNIVERSITY - BEAUMONT
202	STATE BAR OF TEXAS	355	CHILDREN'S TRUST FUND OF TX COUNCIL	520	BOARD OF EXAMINERS OF PSYCHOLOGISTS	735	MIDWESTERN STATE UNIVERSITY
203	BOARD OF LAW EXAMINERS	356	TEXAS ETHICS COMMISSION	526	TX LOW-LEVEL RAD WAST DISPOSAL AUTH	736	UNIVERSITY OF TEXAS - PAN AMERICAN
204	COURT REPORTER CERTIFICATION BOARD	359	OFFICE OF PUBLIC INSURANCE COUNSEL	527	TEXAS CANCER COUNCIL	737	ANGELO STATE UNIVERSITY
211	COURT OF CRIMINAL APPEALS	360	STATE OFC OF ADMINISTRATIVE HEARINGS	529	HEALTH & HUMAN SERVICES COMMISSION	738	UNIVERSITY OF TEXAS AT DALLAS
212	OFFICE OF COURT ADMINISTRATION	362	TEXAS LOTTERY COMMISSION	530	DEPT OF PROTECTIVE & REGULATORY SVCS	739	TX TECH UNIV HEALTH SCIENCES CENTER
213	OFFICE OF STATE PROSECUTING ATTORNEY	364	HEALTH PROFESSIONS COUNCIL	532	COUNCIL ON EARLY CHILDHOOD INTERVENT	742	UNIV OF TEX OF THE PERMIAN BASIN
221	COURT OF APPEALS - FIRST COURT	367	TELECOMM INFRASTRUCTURE FUND	533	EXEC CNCL OF PHYSICAL & OCC THERAPY	743	UNIVERSITY OF TEXAS AT SAN ANTONIO
222	COURT OF APPEALS - SECOND COURT	401	ADJUTANT GENERAL	551	DEPARTMENT OF AGRICULTURE	744	UT HEALTH SCIENCE CENTER - HOUSTON
223	COURT OF APPEALS - THIRD COURT	403	TEXAS VETERANS COMMISSION	554	TEXAS ANIMAL HEALTH COMMISSION	745	UT HEALTH SCIENCE CENTER-SAN ANTONIO
224	COURT OF APPEALS - FOURTH COURT	405	DEPARTMENT OF PUBLIC SAFETY	555	TEXAS AGRICULTURAL EXTENSION SERVS	747	UNIVERSITY OF TEXAS AT BROWNSVILLE
225	COURT OF APPEALS - FIFTH COURT	406	TEXAS MILITARY FACILITIES COMMISSION	556	TEXAS AGRICULTURAL EXPERIMENT STAT	748	Baylor College of Dentistry
226	COURT OF APPEALS - SIXTH COURT	407	COMMISSION ON LAW ENFORCEMENT	557	TX VETERINARY MED DIAGNOSTIC LAB	750	UNIVERSITY OF TEXAS AT TYLER
227	COURT OF APPEALS - SEVENTH COURT	409	COMMISSION ON JAIL STANDARDS	576	TEXAS FOREST SERVICE	751	TEXAS A & M UNIVERSITY - COMMERCE
228	COURT OF APPEALS - EIGHTH COURT	410	CRIMINAL JUSTICE POLICY COUNCIL	577	TX WILDLIFE DAMAGE MGMT SERVICE	752	UNIVERSITY OF NORTH TEXAS
229	COURT OF APPEALS - NINTH COURT	411	TX COMMISSION OF FIRE PROTECTION	578	BOARD OF VETERINARY MED EXAMINERS	753	SAM HOUSTON STATE UNIVERSITY
230	COURT OF APPEALS - TENTH COURT	449	State Finance Commission	579	RIO GRANDE COMPACT COMMISSION	754	SOUTHWEST TEXAS STATE UNIVERSITY
231	COURT OF APPEALS - ELEVENTH COURT	450	SAVINGS AND LOAN DEPARTMENT	580	TEXAS WATER DEVELOPMENT BOARD	755	STEPHEN F AUSTIN STATE UNIVERSITY
232	COURT OF APPEALS - TWELFTH COURT	451	DEPARTMENT OF BANKING	582	TEXAS NATURAL RESOURCE CONSERV COMM	756	SUL ROSS STATE UNIVERSITY
233	COURT OF APPEALS - THIRTEENTH COURT	452	DEPT OF LICENSING & REGULATION	592	SOIL & WATER CONSERVATION BOARD	757	WEST TEXAS A & M UNIVERSITY
234	COURT OF APPEALS - FOURTEENTH COURT	453	TEXAS WORKERS' COMPENSATION COMM	596	Red River Compact Commission	758	TX STATE UNIV SYST BOARD OF REGENTS
242	COMMISSION ON JUDICIAL CONDUCT	454	TEXAS DEPARTMENT OF INSURANCE	598	CANADIAN RIVER COMMISSION	759	UNIVERSITY OF HOUSTON - CLEAR LAKE
243	STATE LAW LIBRARY	455	RAILROAD COMMISSION	599	PECOS RIVER COMPACT COMMISSION	760	TEXAS A & M UNIV - CORPUS CHRISTI
300	OFFICE OF THE GOVERNOR - FISCAL	456	BOARD OF PLUMBING EXAMINERS	601	TEXAS DEPARTMENT OF TRANSPORTATION	761	TEXAS A & M INTN'L UNIVERSITY
301	OFFICE OF THE GOVERNOR - EXECUTIVE	457	STATE BOARD OF PUBLIC ACCOUNTANCY	655	TX DEPT MENTAL HEALTH/RETARDATION	763	UNT HEALTH SCIENCE CTR AT FORT WORTH
302	OFFICE OF THE ATTORNEY GENERAL	458	ALCOHOLIC BEVERAGE COMMISSION	658	BEAUMONT STATE CENTER (SEE #655)	764	TEXAS A & M UNIVERSITY - TEXARKANA
303	GENERAL SERVICES COMMISSION	459	TX BOARD OF ARCHITECTURAL EXAMINERS	665	TEXAS JUVENILE PROBATION COMMISSION	765	UNIVERSITY OF HOUSTON - VICTORIA
304	COMPTROLLER OF PUBLIC ACCOUNTS	460	TEXAS BOARD OF PROFESSIONAL ENGINEER	677	AUSTIN STATE HOSPITAL (SEE #655-J)	767	SW COLLEGIATE INSTITUTE FOR THE DEAF
305	GENERAL LAND OFFICE	464	TEXAS BOARD OF LAND SURVEYING	694	TEXAS YOUTH COMMISSION	771	SCHOOL/BLIND AND VISUALLY IMPAIRED
306	TX STATE LIBRARY & ARCHIVES COMM	465	TEXAS DEPT OF COMMERCE (SEE #480)	696	TEXAS DEPT OF CRIMINAL JUSTICE	772	SCHOOL FOR THE DEAF
307	SECRETARY OF STATE	466	CONSUMER CREDIT COMMISSIONER	699	LAREDDO STATE CENTER (SEE #655)	781	TX HIGHER EDUCATION COORD BOARD
308	STATE AUDITOR	467	COMMISSION ON PRIVATE SECURITY	701	TEXAS EDUCATION AGENCY	783	UNIVERSITY OF HOUSTON / SYSTEM
311	Fiscal Reporting - Treasury	469	CREDIT UNION DEPARTMENT	703	STATE BOARD OF EDUCATOR (SEE #705)	784	UNIVERSITY OF HOUSTON - DOWNTOWN
312	STATE SECURITIES BOARD	472	TEXAS STRUCTURAL PEST CONTROL BOARD	705	STATE BOARD FOR EDUCAT CERT(SEE#701)	785	UNIV OF TEXAS HEALTH CENTER AT TYLER
313	DEPARTMENT OF INFORMATION RESOURCES	473	PUBLIC UTILITIES COMMISSION OF TEXAS	709	TX A&M UNIV SYSTEM HEALTH SCIENCE CT	787	LAMAR STATE COLLEGE - ORANGE
315	Texas Tomorrow Fund	474	POLYGRAPH EXAMINERS BOARD	710	TEXAS A & M UNIVERSITY SYSTEM	788	LAMAR STATE COLLEGE - PORT ARTHUR
318	TEXAS COMMISSION FOR THE BLIND	475	OFFICE OF PUBLIC UTILITY COUNSEL	711	TEXAS A & M UNIVERSITY (MAIN UNIV)	789	Lamar Institute of Technology
320	TEXAS WORKFORCE COMMISSION	476	TEXAS RACING COMMISSION	712	TX ENGINEERING EXPERIMENT STATION	802	PARKS AND WILDLIFE DEPARTMENT
323	TEACHER RETIREMENT SYSTEM	477	COMM/STATE EMERGENCY COMMUNICATION	713	TARLETON STATE UNIVERSITY	808	TEXAS HISTORICAL COMMISSION
324	DEPARTMENT OF HUMAN SERVICES	478	RESEARCH & OVERSIGHT WORKERS' COUNCIL	714	UNIVERSITY OF TEXAS AT ARLINGTON	809	STATE PRESERVATION BOARD
325	FIREMEN'S PENSION COMMISSION	479	STATE OFFICE OF RISK MANAGEMENT	715	PRAIRIE VIEW A & M UNIVERSITY	813	TEXAS COMMISSION ON THE ARTS
327	EMPLOYEES RETIREMENT SYSTEM	480	TEXAS DEPT OF ECONOMIC DEVELOPMENT	716	TEXAS ENGINEERING EXTENSION SERVICE	902	Comptroller / Fiscal
329	REAL ESTATE COMMISSION	501	TEXAS DEPARTMENT OF HEALTH	717	TEXAS SOUTHERN UNIVERSITY	904	TEXAS FOOD AND FIBERS COMMISSION
330	TEXAS REHABILITATION COMMISSION	502	BOARD OF BARBER EXAMINERS	718	TEXAS A & M UNIVERSITY AT GALVESTON	907	STATE ENERGY CONSERVATION OFFICE
332	TX DEPT OF HOUSING & COMM AFFAIRS	503	TX STATE BOARD OF MEDICAL EXAMINERS	719	TEXAS STATE TECHNICAL COLLEGE SYSTEM		
333	OFFICE OF STATE-FEDERAL RELATIONS	504	BOARD OF DENTAL EXAMINERS	720	UNIVERSITY OF TEXAS SYSTEM		
335	TX COMM FOR DEAF & HARD OF HEARING	505	COSMETOLOGY COMMISSION	721	UNIVERSITY OF TEXAS AT AUSTIN		

008-Texas Healthy Kids Corporation-Heavy Construction Unadjusted Goal is 11.9%

FUND TYPE	TOTAL EXPENDITURES	TOTAL SPENT WITH NON-HUBS AMOUNT/%	TOTAL SPENT WITH **ADJ. HUBS 6.6% AMOUNT/%	TOTAL SPENT WITH *OTHER HUBS 5.3% AMOUNT/%	ASIAN PACIFIC AMOUNT/%	**ADJUSTED HUB GOAL 6.6% BLACK AMOUNT/%	HISPANIC AMOUNT/%	NATIVE AMERICAN AMOUNT/%	*OTHER HUB GOAL 5.3% WOMAN AMOUNT/%
T									
N									
S									
-TC									
C									

008-Texas Healthy Kids Corporation-Building Construction Unadjusted Goal is 26.1%

FUND TYPE	TOTAL EXPENDITURES	TOTAL SPENT WITH NON-HUBS	TOTAL SPENT WITH **ADJ. HUBS 25.1%	TOTAL SPENT WITH *OTHER HUBS 1.0%	BLACK	**ADJUSTED HUB GOAL 25.1% HISPANIC	WOMAN	*OTHER HUB GOAL 1.0% ASIAN PACIFIC	NATIVE AMERICAN
T									
N									
S									
-TC									
C									

008-Texas Healthy Kids Corporation-Special Trade Unadjusted Goal is 57.2%

FUND TYPE	TOTAL EXPENDITURES	TOTAL SPENT WITH NON-HUBS	TOTAL SPENT WITH **ADJ. HUBS 47.0%	TOTAL SPENT WITH *OTHER HUBS 10.2%	BLACK	**ADJUSTED HUB GOAL 47.0% HISPANIC	ASIAN PACIFIC	*OTHER HUB GOAL 10.2% NATIVE AMERICAN	WOMAN
T									
N									
S									
-TC									
C									

008-Texas Healthy Kids Corporation-Professional Services Unadjusted Goal is 20.0%

FUND TYPE	TOTAL EXPENDITURES	TOTAL SPENT WITH NON-HUBS	TOTAL SPENT WITH **ADJ. HUBS 18.1%	TOTAL SPENT WITH *OTHER HUBS 1.9%	BLACK	**ADJUSTED HUB GOAL 18.1% HISPANIC	WOMAN	*OTHER HUB GOAL 1.9% ASIAN PACIFIC	NATIVE AMERICAN
T									
N	\$11,722	\$11,722/100 %							
S									
-TC									
C	\$11,722	\$11,722/100 %							

008-Texas Healthy Kids Corporation-Other Services Unadjusted Goal is 33.0%

FUND TYPE	TOTAL EXPENDITURES	TOTAL SPENT WITH NON-HUBS	TOTAL SPENT WITH **ADJ. HUBS 33.0%	ASIAN PACIFIC	BLACK	**ADJUSTED HUB GOAL 33.0% HISPANIC	NATIVE AMERICAN	WOMAN
T								
N	\$3,393,124	\$3,262,969/96.1%	\$130,154/3.83%	\$2,924/.086%	\$77,442/2.28%			\$49,788/1.46%
S								
-TC	\$16,172	\$16,172/100 %						
C	\$3,376,951	\$3,246,797/96.1%	\$130,154/3.85%	\$2,924/.086%	\$77,442/2.29%			\$49,788/1.47%

008-Texas Healthy Kids Corporation-Commodity Purchasing Unadjusted Goal is 12.6%

FUND TYPE	TOTAL EXPENDITURES	TOTAL SPENT WITH NON-HUBS	TOTAL SPENT WITH **ADJ. HUBS 11.5%	TOTAL SPENT WITH *OTHER HUBS 1.1%	BLACK	**ADJUSTED HUB GOAL 11.5% HISPANIC	WOMAN	*OTHER HUB GOAL 1.1% ASIAN PACIFIC	NATIVE AMERICAN
T									
N	\$44,014	\$22,626/51.4%	\$20,866/47.4%	\$521/1.18%	\$5,464/12.4%	\$7,578/17.2%	\$7,822/17.7%		\$521/1.18%
S									
-TC	\$5,446	\$5,446/100 %							
C	\$38,568	\$17,180/44.5%	\$20,866/54.1%	\$521/1.35%	\$5,464/14.1%	\$7,578/19.6%	\$7,822/20.2%		\$521/1.35%

DB = DEBIT (NEGATIVE AMOUNT) * = OTHER HUBS ** = ADJUSTED HUBS *** = DOLLARS REPORTED BUT NOT SHOWN IN THESE COLUMNS. SEE COVER LETTER PARA. 4
T=TREASURY, N=NON-TREASURY, S=SUBCONTRACTOR FUNDS & PROCUREMENT CARD HUB PURCHASES, TC=TERM CONTRACT, C=CONSOLIDATED. SEE PAGE 4 OF HUB REPORT FOR FUND TYPE DESCRIPTION.

101-TEXAS SENATE-Heavy Construction Unadjusted Goal is 11.9%

FUND TYPE	TOTAL EXPENDITURES	TOTAL SPENT WITH NON-HUBS AMOUNT/%	TOTAL SPENT WITH **ADJ. HUBS 6.6% AMOUNT/%	TOTAL SPENT WITH *OTHER HUBS 5.3% AMOUNT/%	ASIAN PACIFIC AMOUNT/%	**ADJUSTED HUB GOAL 6.6% BLACK AMOUNT/%	HISPANIC AMOUNT/%	NATIVE AMERICAN AMOUNT/%	*OTHER HUB GOAL 5.3% WOMAN AMOUNT/%
-----------	--------------------	------------------------------------	--	--	------------------------	---	-------------------	--------------------------	-------------------------------------

T
N
S
-TC

C

101-TEXAS SENATE-Building Construction Unadjusted Goal is 26.1%

FUND TYPE	TOTAL EXPENDITURES	TOTAL SPENT WITH NON-HUBS	TOTAL SPENT WITH **ADJ. HUBS 25.1%	TOTAL SPENT WITH *OTHER HUBS 1.0%	BLACK	**ADJUSTED HUB GOAL 25.1% HISPANIC	WOMAN	*OTHER HUB GOAL 1.0% ASIAN PACIFIC	NATIVE AMERICAN
-----------	--------------------	---------------------------	------------------------------------	-----------------------------------	-------	------------------------------------	-------	------------------------------------	-----------------

T
N
S
-TC

C

101-TEXAS SENATE-Special Trade Unadjusted Goal is 57.2%

FUND TYPE	TOTAL EXPENDITURES	TOTAL SPENT WITH NON-HUBS	TOTAL SPENT WITH **ADJ. HUBS 47.0%	TOTAL SPENT WITH *OTHER HUBS 10.2%	BLACK	**ADJUSTED HUB GOAL 47.0% HISPANIC	ASIAN PACIFIC	NATIVE AMERICAN	WOMAN
-----------	--------------------	---------------------------	------------------------------------	------------------------------------	-------	------------------------------------	---------------	-----------------	-------

T
N
S
-TC

C

101-TEXAS SENATE-Professional Services Unadjusted Goal is 20.0%

FUND TYPE	TOTAL EXPENDITURES	TOTAL SPENT WITH NON-HUBS	TOTAL SPENT WITH **ADJ. HUBS 18.1%	TOTAL SPENT WITH *OTHER HUBS 1.9%	BLACK	**ADJUSTED HUB GOAL 18.1% HISPANIC	WOMAN	*OTHER HUB GOAL 1.9% ASIAN PACIFIC	NATIVE AMERICAN
-----------	--------------------	---------------------------	------------------------------------	-----------------------------------	-------	------------------------------------	-------	------------------------------------	-----------------

T
N
S
-TC

C

101-TEXAS SENATE-Other Services Unadjusted Goal is 33.0%

FUND TYPE	TOTAL EXPENDITURES	TOTAL SPENT WITH NON-HUBS	TOTAL SPENT WITH **ADJ. HUBS 33.0%	ASIAN PACIFIC	**ADJUSTED HUB GOAL 33.0% BLACK	HISPANIC	NATIVE AMERICAN	WOMAN
-----------	--------------------	---------------------------	------------------------------------	---------------	---------------------------------	----------	-----------------	-------

T
N
S
-TC

C

101-TEXAS SENATE-Commodity Purchasing Unadjusted Goal is 12.6%

FUND TYPE	TOTAL EXPENDITURES	TOTAL SPENT WITH NON-HUBS	TOTAL SPENT WITH **ADJ. HUBS 11.5%	TOTAL SPENT WITH *OTHER HUBS 1.1%	BLACK	**ADJUSTED HUB GOAL 11.5% HISPANIC	WOMAN	*OTHER HUB GOAL 1.1% ASIAN PACIFIC	NATIVE AMERICAN
-----------	--------------------	---------------------------	------------------------------------	-----------------------------------	-------	------------------------------------	-------	------------------------------------	-----------------

T
N
S
-TC

C

DB = DEBIT (NEGATIVE AMOUNT) * = OTHER HUBS ** = ADJUSTED HUBS *** = DOLLARS REPORTED BUT NOT SHOWN IN THESE COLUMNS. SEE COVER LETTER PARA. 4
T-TREASURY, N-NON-TREASURY, S-SUBCONTRACTOR FUNDS & PROCUREMENT CARD HUB PURCHASES, TC-TERM CONTRACT, C-CONSOLIDATED. SEE PAGE 4 OF HUB REPORT FOR FUND TYPE DESCRIPTION.

102-HOUSE OF REPRESENTATIVES-Heavy Construction Unadjusted Goal is 11.9%

FUND TYPE	TOTAL EXPENDITURES	TOTAL SPENT WITH NON-HUBS AMOUNT/%	TOTAL SPENT WITH **ADJ. HUBS 8.6% AMOUNT/%	TOTAL SPENT WITH *OTHER HUBS 5.3% AMOUNT/%	ASIAN PACIFIC AMOUNT/%	**ADJUSTED HUB GOAL 6.6% BLACK AMOUNT/%	HISPANIC AMOUNT/%	NATIVE AMERICAN AMOUNT/%	*OTHER HUB GOAL 5.3% WOMAN AMOUNT/%
-----------	--------------------	------------------------------------	--	--	------------------------	--	-------------------	--------------------------	--

T
N
S
-TC

C

102-HOUSE OF REPRESENTATIVES-Building Construction Unadjusted Goal is 26.1%

FUND TYPE	TOTAL EXPENDITURES	TOTAL SPENT WITH NON-HUBS	TOTAL SPENT WITH **ADJ. HUBS 25.1%	TOTAL SPENT WITH *OTHER HUBS 1.0%	BLACK	**ADJUSTED HUB GOAL 25.1% HISPANIC	WOMAN	*OTHER HUB GOAL 1.0% ASIAN PACIFIC	NATIVE AMERICAN
-----------	--------------------	---------------------------	------------------------------------	-----------------------------------	-------	---------------------------------------	-------	---------------------------------------	-----------------

T
N
S
-TC

C

102-HOUSE OF REPRESENTATIVES-Special Trade Unadjusted Goal is 57.2%

FUND TYPE	TOTAL EXPENDITURES	TOTAL SPENT WITH NON-HUBS	TOTAL SPENT WITH **ADJ. HUBS 47.0%	TOTAL SPENT WITH *OTHER HUBS 10.2%	BLACK	**ADJUSTED HUB GOAL 47.0% HISPANIC	ASIAN PACIFIC	*OTHER HUB GOAL 10.2% NATIVE AMERICAN	WOMAN
-----------	--------------------	---------------------------	------------------------------------	------------------------------------	-------	---------------------------------------	---------------	--	-------

T
N
S
-TC

C

102-HOUSE OF REPRESENTATIVES-Professional Services Unadjusted Goal is 20.0%

FUND TYPE	TOTAL EXPENDITURES	TOTAL SPENT WITH NON-HUBS	TOTAL SPENT WITH **ADJ. HUBS 18.1%	TOTAL SPENT WITH *OTHER HUBS 1.9%	BLACK	**ADJUSTED HUB GOAL 18.1% HISPANIC	WOMAN	*OTHER HUB GOAL 1.9% ASIAN PACIFIC	NATIVE AMERICAN
-----------	--------------------	---------------------------	------------------------------------	-----------------------------------	-------	---------------------------------------	-------	---------------------------------------	-----------------

T
N
S
-TC

C

102-HOUSE OF REPRESENTATIVES-Other Services Unadjusted Goal is 33.0%

FUND TYPE	TOTAL EXPENDITURES	TOTAL SPENT WITH NON-HUBS	TOTAL SPENT WITH **ADJ. HUBS 33.0%	ASIAN PACIFIC	BLACK	**ADJUSTED HUB GOAL 33.0% HISPANIC	NATIVE AMERICAN	WOMAN
-----------	--------------------	---------------------------	------------------------------------	---------------	-------	---------------------------------------	-----------------	-------

T
N
S
-TC

C

102-HOUSE OF REPRESENTATIVES-Commodity Purchasing Unadjusted Goal is 12.6%

FUND TYPE	TOTAL EXPENDITURES	TOTAL SPENT WITH NON-HUBS	TOTAL SPENT WITH **ADJ. HUBS 11.5%	TOTAL SPENT WITH *OTHER HUBS 1.1%	BLACK	**ADJUSTED HUB GOAL 11.5% HISPANIC	WOMAN	*OTHER HUB GOAL 1.1% ASIAN PACIFIC	NATIVE AMERICAN
-----------	--------------------	---------------------------	------------------------------------	-----------------------------------	-------	---------------------------------------	-------	---------------------------------------	-----------------

T
N
S
-TC

C

DB = DEBIT (NEGATIVE AMOUNT) * = OTHER HUBS ** = ADJUSTED HUBS *** = DOLLARS REPORTED BUT NOT SHOWN IN THESE COLUMNS. SEE COVER LETTER PARA. 4
T-TREASURY, N-NON-TREASURY, S-SUBCONTRACTOR FUNDS & PROCUREMENT CARD HUB PURCHASES, TC-TERM CONTRACT, C-CONSOLIDATED. SEE PAGE 4 OF HUB REPORT FOR FUND TYPE DESCRIPTION.

103-TEXAS LEGISLATIVE COUNCIL-Heavy Construction Unadjusted Goal is 11.9%

FUND TYPE	TOTAL EXPENDITURES	TOTAL SPENT WITH NON-HUBS AMOUNT/%	TOTAL SPENT WITH **ADJ. HUBS 6.6% AMOUNT/%	TOTAL SPENT WITH *OTHER HUBS 5.3% AMOUNT/%	ASIAN PACIFIC AMOUNT/%	**ADJUSTED HUB GOAL 6.6% BLACK AMOUNT/%	HISPANIC AMOUNT/%	NATIVE AMERICAN AMOUNT/%	*OTHER HUB GOAL 5.3% WOMAN AMOUNT/%
T									
N									
S									
-TC									
C									

103-TEXAS LEGISLATIVE COUNCIL-Building Construction Unadjusted Goal is 26.1%

FUND TYPE	TOTAL EXPENDITURES	TOTAL SPENT WITH NON-HUBS	TOTAL SPENT WITH **ADJ. HUBS 25.1%	TOTAL SPENT WITH *OTHER HUBS 1.0%	BLACK	**ADJUSTED HUB GOAL 25.1% HISPANIC	WOMAN	*OTHER HUB GOAL 1.0% ASIAN PACIFIC	NATIVE AMERICAN
T									
N									
S									
-TC									
C									

103-TEXAS LEGISLATIVE COUNCIL-Special Trade Unadjusted Goal is 57.2%

FUND TYPE	TOTAL EXPENDITURES	TOTAL SPENT WITH NON-HUBS	TOTAL SPENT WITH **ADJ. HUBS 47.0%	TOTAL SPENT WITH *OTHER HUBS 10.2%	BLACK	**ADJUSTED HUB GOAL 47.0% HISPANIC	WOMAN	*OTHER HUB GOAL 10.2% ASIAN PACIFIC	NATIVE AMERICAN
T									
N									
S									
-TC									
C									

103-TEXAS LEGISLATIVE COUNCIL-Professional Services Unadjusted Goal is 20.0%

FUND TYPE	TOTAL EXPENDITURES	TOTAL SPENT WITH NON-HUBS	TOTAL SPENT WITH **ADJ. HUBS 18.1%	TOTAL SPENT WITH *OTHER HUBS 1.8%	BLACK	**ADJUSTED HUB GOAL 18.1% HISPANIC	WOMAN	*OTHER HUB GOAL 1.9% ASIAN PACIFIC	NATIVE AMERICAN
T									
N									
S									
-TC									
C									

103-TEXAS LEGISLATIVE COUNCIL-Other Services Unadjusted Goal is 33.0%

FUND TYPE	TOTAL EXPENDITURES	TOTAL SPENT WITH NON-HUBS	TOTAL SPENT WITH **ADJ. HUBS 33.0%	ASIAN PACIFIC	**ADJUSTED HUB GOAL 33.0% BLACK	HISPANIC	NATIVE AMERICAN	WOMAN
T	\$2,225,450	\$2,138,836/96.1%	\$86,613/3.88%		\$139/.006%			\$86,474/3.88%
N								
S								
-TC								
C	\$2,225,450	\$2,138,836/96.1%	\$86,613/3.89%		\$139/.006%			\$86,474/3.88%

103-TEXAS LEGISLATIVE COUNCIL-Commodity Purchasing Unadjusted Goal is 12.6%

FUND TYPE	TOTAL EXPENDITURES	TOTAL SPENT WITH NON-HUBS	TOTAL SPENT WITH **ADJ. HUBS 11.5%	TOTAL SPENT WITH *OTHER HUBS 1.1%	BLACK	**ADJUSTED HUB GOAL 11.5% HISPANIC	WOMAN	*OTHER HUB GOAL 1.1% ASIAN PACIFIC	NATIVE AMERICAN
T	\$6,729,359	\$2,692,942/40.0%	\$3,801,491/56.4%	\$234,925/3.49%	\$51,424/.764%	\$1,240DB	\$3,751,307/55.7%	\$234,520/3.48%	\$405/.006%
N									
S									
-TC	\$455		\$455/100%			\$21/4.72%	\$434/95.2%		
C	\$6,728,903	\$2,692,942/40.0%	\$3,801,035/56.4%	\$234,925/3.49%	\$51,424/.764%	\$1,262DB	\$3,750,873/55.7%	\$234,520/3.48%	\$405/.006%

DB = DEBIT (NEGATIVE AMOUNT) * = OTHER HUBS ** = ADJUSTED HUBS *** = DOLLARS REPORTED BUT NOT SHOWN IN THESE COLUMNS. SEE COVER LETTER PARA. 4
T-TREASURY, N=NON-TREASURY, S=SUBCONTRACTOR FUNDS & PROCUREMENT CARD HUB PURCHASES, TC-TERM CONTRACT, C=CONSOLIDATED. SEE PAGE 4 OF HUB REPORT FOR FUND TYPE DESCRIPTION.

104-LEGISLATIVE BUDGET BOARD-Heavy Construction Unadjusted Goal is 11.9%

FUND TYPE	TOTAL EXPENDITURES	TOTAL SPENT WITH NON-HUBS AMOUNT/%	TOTAL SPENT WITH **ADJ. HUBS 6.6% AMOUNT/%	TOTAL SPENT WITH *OTHER HUBS 5.3% AMOUNT/%	ASIAN PACIFIC AMOUNT/%	BLACK AMOUNT/%	HISPANIC AMOUNT/%	NATIVE AMERICAN AMOUNT/%	*OTHER HUB GOAL 5.3% WOMAN AMOUNT/%
-----------	--------------------	------------------------------------	--	--	------------------------	----------------	-------------------	--------------------------	-------------------------------------

T
N
S
-TC

C

104-LEGISLATIVE BUDGET BOARD-Building Construction Unadjusted Goal is 26.1%

FUND TYPE	TOTAL EXPENDITURES	TOTAL SPENT WITH NON-HUBS	TOTAL SPENT WITH **ADJ. HUBS 25.1%	TOTAL SPENT WITH *OTHER HUBS 1.0%	BLACK	HISPANIC	WOMAN	ASIAN PACIFIC	NATIVE AMERICAN
-----------	--------------------	---------------------------	------------------------------------	-----------------------------------	-------	----------	-------	---------------	-----------------

T
N
S
-TC

C

104-LEGISLATIVE BUDGET BOARD-Special Trade Unadjusted Goal is 57.2%

FUND TYPE	TOTAL EXPENDITURES	TOTAL SPENT WITH NON-HUBS	TOTAL SPENT WITH **ADJ. HUBS 47.0%	TOTAL SPENT WITH *OTHER HUBS 10.2%	BLACK	HISPANIC	ASIAN PACIFIC	NATIVE AMERICAN	WOMAN
-----------	--------------------	---------------------------	------------------------------------	------------------------------------	-------	----------	---------------	-----------------	-------

T
N
S
-TC

C

104-LEGISLATIVE BUDGET BOARD-Professional Services Unadjusted Goal is 20.0%

FUND TYPE	TOTAL EXPENDITURES	TOTAL SPENT WITH NON-HUBS	TOTAL SPENT WITH **ADJ. HUBS 18.1%	TOTAL SPENT WITH *OTHER HUBS 1.9%	BLACK	HISPANIC	WOMAN	ASIAN PACIFIC	NATIVE AMERICAN
-----------	--------------------	---------------------------	------------------------------------	-----------------------------------	-------	----------	-------	---------------	-----------------

T
N
S
-TC

C

104-LEGISLATIVE BUDGET BOARD-Other Services Unadjusted Goal is 33.0%

FUND TYPE	TOTAL EXPENDITURES	TOTAL SPENT WITH NON-HUBS	TOTAL SPENT WITH **ADJ. HUBS 33.0%	ASIAN PACIFIC	BLACK	HISPANIC	NATIVE AMERICAN	WOMAN
T	\$26,812	\$26,063/97.2%	\$748/2.79%			\$748/2.79%		

T
N
S
-TC

C

104-LEGISLATIVE BUDGET BOARD-Commodity Purchasing Unadjusted Goal is 12.6%

FUND TYPE	TOTAL EXPENDITURES	TOTAL SPENT WITH NON-HUBS	TOTAL SPENT WITH **ADJ. HUBS 11.5%	TOTAL SPENT WITH *OTHER HUBS 1.1%	BLACK	HISPANIC	WOMAN	ASIAN PACIFIC	NATIVE AMERICAN
T	\$47,967	\$40,463/84.3%	\$7,504/15.6%					\$7,504/15.6%	

T
N
S
-TC

C

DB = DEBIT (NEGATIVE AMOUNT) * = OTHER HUBS ** = ADJUSTED HUBS *** = DOLLARS REPORTED BUT NOT SHOWN IN THESE COLUMNS. SEE COVER LETTER PARA. 4
T=TREASURY, N=NON-TREASURY, S=SUBCONTRACTOR FUNDS & PROCUREMENT CARD HUB PURCHASES, TC=TERM CONTRACT, C=CONSOLIDATED. SEE PAGE 4 OF HUB REPORT FOR FUND TYPE DESCRIPTION.

105-LEGISLATIVE REFERENCE LIBRARY-Heavy Construction Unadjusted Goal is 11.9%

FUND TYPE	TOTAL EXPENDITURES	TOTAL SPENT WITH NON-HUBS AMOUNT/%	TOTAL SPENT WITH **ADJ HUBS 6.6% AMOUNT/%	TOTAL SPENT WITH *OTHER HUBS 5.3% AMOUNT/%	ASIAN PACIFIC AMOUNT/%	**ADJUSTED HUB GOAL 6.6% BLACK AMOUNT/%	HISPANIC AMOUNT/%	NATIVE AMERICAN AMOUNT/%	*OTHER HUB GOAL 5.3% WOMAN AMOUNT/%
T									
N									
S									
-TC									
C									

105-LEGISLATIVE REFERENCE LIBRARY-Building Construction Unadjusted Goal is 26.1%

FUND TYPE	TOTAL EXPENDITURES	TOTAL SPENT WITH NON-HUBS	TOTAL SPENT WITH **ADJ HUBS 25.1%	TOTAL SPENT WITH *OTHER HUBS 1.0%	BLACK	**ADJUSTED HUB GOAL 25.1% HISPANIC	WOMAN	*OTHER HUB GOAL 1.0% ASIAN PACIFIC	NATIVE AMERICAN
T									
N									
S									
-TC									
C									

105-LEGISLATIVE REFERENCE LIBRARY-Special Trade Unadjusted Goal is 57.2%

FUND TYPE	TOTAL EXPENDITURES	TOTAL SPENT WITH NON-HUBS	TOTAL SPENT WITH **ADJ HUBS 47.0%	TOTAL SPENT WITH *OTHER HUBS 10.2%	BLACK	**ADJUSTED HUB GOAL 47.0% HISPANIC	ASIAN PACIFIC	*OTHER HUB GOAL 10.2% NATIVE AMERICAN	WOMAN
T									
N									
S									
-TC									
C									

105-LEGISLATIVE REFERENCE LIBRARY-Professional Services Unadjusted Goal is 20.0%

FUND TYPE	TOTAL EXPENDITURES	TOTAL SPENT WITH NON-HUBS	TOTAL SPENT WITH **ADJ HUBS 18.1%	TOTAL SPENT WITH *OTHER HUBS 1.9%	BLACK	**ADJUSTED HUB GOAL 18.1% HISPANIC	WOMAN	*OTHER HUB GOAL 1.9% ASIAN PACIFIC	NATIVE AMERICAN
T	\$1,080	\$1,080/100 %							
N									
S									
-TC									
C	\$1,080	\$1,080/100 %							

105-LEGISLATIVE REFERENCE LIBRARY-Other Services Unadjusted Goal is 33.0%

FUND TYPE	TOTAL EXPENDITURES	TOTAL SPENT WITH NON-HUBS	TOTAL SPENT WITH **ADJ HUBS 33.0%	ASIAN PACIFIC	**ADJUSTED HUB GOAL 33.0% BLACK	HISPANIC	NATIVE AMERICAN	WOMAN
T	\$20,206	\$20,206/100 %						
N								
S								
-TC								
C	\$20,206	\$20,206/100 %						

105-LEGISLATIVE REFERENCE LIBRARY-Commodity Purchasing Unadjusted Goal is 12.6%

FUND TYPE	TOTAL EXPENDITURES	TOTAL SPENT WITH NON-HUBS	TOTAL SPENT WITH **ADJ HUBS 11.5%	TOTAL SPENT WITH *OTHER HUBS 1.1%	BLACK	**ADJUSTED HUB GOAL 11.5% HISPANIC	WOMAN	*OTHER HUB GOAL 1.1% ASIAN PACIFIC	NATIVE AMERICAN
T	\$38,110	\$38,110/100 %							
N									
S									
-TC									
C	\$38,110	\$38,110/100 %							

DB = DEBIT (NEGATIVE AMOUNT) * = OTHER HUBS ** = ADJUSTED HUBS *** = DOLLARS REPORTED BUT NOT SHOWN IN THESE COLUMNS. SEE COVER LETTER PARA. 4
T=TREASURY, N=NON-TREASURY, S=SUBCONTRACTOR FUNDS & PROCUREMENT CARD HUB PURCHASES, TC=TERM CONTRACT, C=CONSOLIDATED. SEE PAGE 4 OF HUB REPORT FOR FUND TYPE DESCRIPTION.

107-Commission on Uniform State Laws-Heavy Construction Unadjusted Goal is 11.9%

FUND TYPE	TOTAL EXPENDITURES	TOTAL SPENT WITH NON-HUBS AMOUNT/%	TOTAL SPENT WITH **ADJ. HUBS 6.6% AMOUNT/%	TOTAL SPENT WITH *OTHER HUBS 5.3% AMOUNT/%	ASIAN PACIFIC AMOUNT/%	BLACK AMOUNT/%	HISPANIC AMOUNT/%	NATIVE AMERICAN AMOUNT/%	*OTHER HUB GOAL 5.3% WOMAN AMOUNT/%
-----------	--------------------	------------------------------------	--	--	------------------------	----------------	-------------------	--------------------------	-------------------------------------

T
N
S
-TC

C

107-Commission on Uniform State Laws-Building Construction Unadjusted Goal is 26.1%

FUND TYPE	TOTAL EXPENDITURES	TOTAL SPENT WITH NON-HUBS	TOTAL SPENT WITH **ADJ. HUBS 26.1%	TOTAL SPENT WITH *OTHER HUBS 1.0%	BLACK	HISPANIC	WOMAN	ASIAN PACIFIC	NATIVE AMERICAN
-----------	--------------------	---------------------------	------------------------------------	-----------------------------------	-------	----------	-------	---------------	-----------------

T
N
S
-TC

C

107-Commission on Uniform State Laws-Special Trade Unadjusted Goal is 57.2%

FUND TYPE	TOTAL EXPENDITURES	TOTAL SPENT WITH NON-HUBS	TOTAL SPENT WITH **ADJ. HUBS 47.0%	TOTAL SPENT WITH *OTHER HUBS 10.2%	BLACK	HISPANIC	ASIAN PACIFIC	NATIVE AMERICAN	WOMAN
-----------	--------------------	---------------------------	------------------------------------	------------------------------------	-------	----------	---------------	-----------------	-------

T
N
S
-TC

C

107-Commission on Uniform State Laws-Professional Services Unadjusted Goal is 20.0%

FUND TYPE	TOTAL EXPENDITURES	TOTAL SPENT WITH NON-HUBS	TOTAL SPENT WITH **ADJ. HUBS 18.1%	TOTAL SPENT WITH *OTHER HUBS 1.9%	BLACK	HISPANIC	WOMAN	ASIAN PACIFIC	NATIVE AMERICAN
-----------	--------------------	---------------------------	------------------------------------	-----------------------------------	-------	----------	-------	---------------	-----------------

T
N
S
-TC

C

107-Commission on Uniform State Laws-Other Services Unadjusted Goal is 33.0%

FUND TYPE	TOTAL EXPENDITURES	TOTAL SPENT WITH NON-HUBS	TOTAL SPENT WITH **ADJ. HUBS 33.0%	ASIAN PACIFIC	BLACK	HISPANIC	NATIVE AMERICAN	WOMAN
-----------	--------------------	---------------------------	------------------------------------	---------------	-------	----------	-----------------	-------

T
N
S
-TC

C

107-Commission on Uniform State Laws-Commodity Purchasing Unadjusted Goal is 12.6%

FUND TYPE	TOTAL EXPENDITURES	TOTAL SPENT WITH NON-HUBS	TOTAL SPENT WITH **ADJ. HUBS 11.5%	TOTAL SPENT WITH *OTHER HUBS 1.1%	BLACK	HISPANIC	WOMAN	ASIAN PACIFIC	NATIVE AMERICAN
-----------	--------------------	---------------------------	------------------------------------	-----------------------------------	-------	----------	-------	---------------	-----------------

T
N
S
-TC

C

DB = DEBIT (NEGATIVE AMOUNT) * = OTHER HUBS ** = ADJUSTED HUBS *** = DOLLARS REPORTED BUT NOT SHOWN IN THESE COLUMNS. SEE COVER LETTER PARA. 4
T=TREASURY, N=NON-TREASURY, S=SUBCONTRACTOR FUNDS & PROCUREMENT CARD HUB PURCHASES, TC=TERM CONTRACT, C=CONSOLIDATED. SEE PAGE 4 OF HUB REPORT FOR FUND TYPE DESCRIPTION.

FUND TYPE	TOTAL EXPENDITURES	TOTAL SPENT WITH NON-HUBS AMOUNT/%	116-SUNSET ADVISORY COMMISSION-Heavy Construction Unadjusted Goal is 11.9%		**ADJUSTED HUB GOAL 6.6%				*OTHER HUB GOAL 5.3%	
			TOTAL SPENT WITH **ADJ. HUBS 6.6% AMOUNT/%	TOTAL SPENT WITH *OTHER HUBS 5.3% AMOUNT/%	ASIAN PACIFIC AMOUNT/%	BLACK AMOUNT/%	HISPANIC AMOUNT/%	NATIVE AMERICAN AMOUNT/%	WOMAN AMOUNT/%	

T
N
S
-TC

C

FUND TYPE	TOTAL EXPENDITURES	TOTAL SPENT WITH NON-HUBS	116-SUNSET ADVISORY COMMISSION-Building Construction Unadjusted Goal is 26.1%		**ADJUSTED HUB GOAL 25.1%			*OTHER HUB GOAL 1.0%	
			TOTAL SPENT WITH **ADJ. HUBS 25.1%	TOTAL SPENT WITH *OTHER HUBS 1.0%	BLACK	HISPANIC	WOMAN	ASIAN PACIFIC	NATIVE AMERICAN

T
N
S
-TC

C

FUND TYPE	TOTAL EXPENDITURES	TOTAL SPENT WITH NON-HUBS	116-SUNSET ADVISORY COMMISSION-Special Trade Unadjusted Goal is 57.2%		**ADJUSTED HUB GOAL 47.0%		*OTHER HUB GOAL 10.2%		
			TOTAL SPENT WITH **ADJ. HUBS 47.0%	TOTAL SPENT WITH *OTHER HUBS 10.2%	BLACK	HISPANIC	ASIAN PACIFIC	NATIVE AMERICAN	WOMAN

T
N
S
-TC

C

FUND TYPE	TOTAL EXPENDITURES	TOTAL SPENT WITH NON-HUBS	116-SUNSET ADVISORY COMMISSION-Professional Services Unadjusted Goal is 20.0%		**ADJUSTED HUB GOAL 18.1%			*OTHER HUB GOAL 1.9%	
			TOTAL SPENT WITH **ADJ. HUBS 18.1%	TOTAL SPENT WITH *OTHER HUBS 1.9%	BLACK	HISPANIC	WOMAN	ASIAN PACIFIC	NATIVE AMERICAN

T
N
S
-TC

C

FUND TYPE	TOTAL EXPENDITURES	TOTAL SPENT WITH NON-HUBS	116-SUNSET ADVISORY COMMISSION-Other Services Unadjusted Goal is 33.0%		**ADJUSTED HUB GOAL 33.0%				
			TOTAL SPENT WITH **ADJ. HUBS 33.0%	TOTAL SPENT WITH *OTHER HUBS 1.1%	ASIAN PACIFIC	BLACK	HISPANIC	NATIVE AMERICAN	WOMAN

T
N
S
-TC

C

FUND TYPE	TOTAL EXPENDITURES	TOTAL SPENT WITH NON-HUBS	116-SUNSET ADVISORY COMMISSION-Commodity Purchasing Unadjusted Goal is 12.6%		**ADJUSTED HUB GOAL 11.5%			*OTHER HUB GOAL 1.1%	
			TOTAL SPENT WITH **ADJ. HUBS 11.5%	TOTAL SPENT WITH *OTHER HUBS 1.1%	BLACK	HISPANIC	WOMAN	ASIAN PACIFIC	NATIVE AMERICAN

T
N
S
-TC

C

DB = DEBIT (NEGATIVE AMOUNT) * = OTHER HUBS ** = ADJUSTED HUBS *** = DOLLARS REPORTED BUT NOT SHOWN IN THESE COLUMNS. SEE COVER LETTER PARA. 4
T-TREASURY, N-NON-TREASURY, S-SUBCONTRACTOR FUNDS & PROCUREMENT CARD HUB PURCHASES, TC-TERM CONTRACT, C-CONSOLIDATED. SEE PAGE 4 OF HUB REPORT FOR FUND TYPE DESCRIPTION.

201-SUPREME COURT-Heavy Construction Unadjusted Goal is 11.9%

FUND TYPE	TOTAL EXPENDITURES	TOTAL SPENT WITH NON-HUBS AMOUNT/%	TOTAL SPENT WITH **ADJ. HUBS 6.6% AMOUNT/%	TOTAL SPENT WITH *OTHER HUBS 5.3% AMOUNT/%	ASIAN PACIFIC AMOUNT/%	**ADJUSTED HUB GOAL 6.6% BLACK AMOUNT/%	HISPANIC AMOUNT/%	NATIVE AMERICAN AMOUNT/%	*OTHER HUB GOAL 5.3% WOMAN AMOUNT/%
T									
N									
S									
-TC									
C									

201-SUPREME COURT-Building Construction Unadjusted Goal is 26.1%

FUND TYPE	TOTAL EXPENDITURES	TOTAL SPENT WITH NON-HUBS	TOTAL SPENT WITH **ADJ. HUBS 25.1%	TOTAL SPENT WITH *OTHER HUBS 1.0%	BLACK	**ADJUSTED HUB GOAL 25.1% HISPANIC	WOMAN	*OTHER HUB GOAL 1.0% ASIAN PACIFIC	NATIVE AMERICAN
T									
N									
S									
-TC									
C									

201-SUPREME COURT-Special Trade Unadjusted Goal is 57.2%

FUND TYPE	TOTAL EXPENDITURES	TOTAL SPENT WITH NON-HUBS	TOTAL SPENT WITH **ADJ. HUBS 47.0%	TOTAL SPENT WITH *OTHER HUBS 10.2%	BLACK	**ADJUSTED HUB GOAL 47.0% HISPANIC	ASIAN PACIFIC	*OTHER HUB GOAL 10.2% NATIVE AMERICAN	WOMAN
T									
N									
S									
-TC									
C									

201-SUPREME COURT-Professional Services Unadjusted Goal is 20.0%

FUND TYPE	TOTAL EXPENDITURES	TOTAL SPENT WITH NON-HUBS	TOTAL SPENT WITH **ADJ. HUBS 18.1%	TOTAL SPENT WITH *OTHER HUBS 1.9%	BLACK	**ADJUSTED HUB GOAL 18.1% HISPANIC	WOMAN	*OTHER HUB GOAL 1.9% ASIAN PACIFIC	NATIVE AMERICAN
T									
N									
S									
-TC									
C									

201-SUPREME COURT-Other Services Unadjusted Goal is 33.0%

FUND TYPE	TOTAL EXPENDITURES	TOTAL SPENT WITH NON-HUBS	TOTAL SPENT WITH **ADJ. HUBS 33.0%	ASIAN PACIFIC	**ADJUSTED HUB GOAL 33.0% BLACK	HISPANIC	NATIVE AMERICAN	WOMAN
T	\$21,995	\$21,995/100 %						
N								
S								
-TC	\$200	\$200/100 %						
C	\$21,795	\$21,795/100 %						

201-SUPREME COURT-Commodity Purchasing Unadjusted Goal is 12.6%

FUND TYPE	TOTAL EXPENDITURES	TOTAL SPENT WITH NON-HUBS	TOTAL SPENT WITH **ADJ. HUBS 11.5%	TOTAL SPENT WITH *OTHER HUBS 1.1%	BLACK	**ADJUSTED HUB GOAL 11.5% HISPANIC	WOMAN	*OTHER HUB GOAL 1.1% ASIAN PACIFIC	NATIVE AMERICAN
T	\$33,906	\$29,583/87.2%	\$4,322/12.7%		\$289/.854%		\$4,033/11.8%		
N									
S									
-TC	\$15,133	\$14,979/98.9%	\$153/1.01%				\$153/1.01%		
C	\$18,773	\$14,604/77.7%	\$4,169/22.2%		\$289/1.54%		\$3,879/20.6%		

DB = DEBIT (NEGATIVE AMOUNT) * = OTHER HUBS ** = ADJUSTED HUBS *** = DOLLARS REPORTED BUT NOT SHOWN IN THESE COLUMNS. SEE COVER LETTER PARA. 4
T=TREASURY, N=NON-TREASURY, S=SUBCONTRACTOR FUNDS & PROCUREMENT CARD HUB PURCHASES, TC=TERM CONTRACT, C=CONSOLIDATED. SEE PAGE 4 OF HUB REPORT FOR FUND TYPE DESCRIPTION.

202-STATE BAR OF TEXAS-Heavy Construction Unadjusted Goal is 11.9%

FUND TYPE	TOTAL EXPENDITURES	TOTAL SPENT WITH NON-HUBS AMOUNT/%	TOTAL SPENT WITH **ADJ. HUBS 6.6% AMOUNT/%	TOTAL SPENT WITH *OTHER HUBS 5.3% AMOUNT/%	ASIAN PACIFIC AMOUNT/%	**ADJUSTED HUB GOAL 6.6% BLACK AMOUNT/%	HISPANIC AMOUNT/%	NATIVE AMERICAN AMOUNT/%	*OTHER HUB GOAL 5.3% WOMAN AMOUNT/%
T									
N									
S									
-TC									
C									

202-STATE BAR OF TEXAS-Building Construction Unadjusted Goal is 26.1%

FUND TYPE	TOTAL EXPENDITURES	TOTAL SPENT WITH NON-HUBS	TOTAL SPENT WITH **ADJ. HUBS 25.1%	TOTAL SPENT WITH *OTHER HUBS 1.0%	BLACK	**ADJUSTED HUB GOAL 25.1% HISPANIC	WOMAN	*OTHER HUB GOAL 1.0% ASIAN PACIFIC	NATIVE AMERICAN
T									
N									
S									
-TC									
C									

202-STATE BAR OF TEXAS-Special Trade Unadjusted Goal is 57.2%

FUND TYPE	TOTAL EXPENDITURES	TOTAL SPENT WITH NON-HUBS	TOTAL SPENT WITH **ADJ. HUBS 47.0%	TOTAL SPENT WITH *OTHER HUBS 10.2%	BLACK	**ADJUSTED HUB GOAL 47.0% HISPANIC	ASIAN PACIFIC	*OTHER HUB GOAL 10.2% NATIVE AMERICAN	WOMAN
T									
N									
S									
-TC									
C									

202-STATE BAR OF TEXAS-Professional Services Unadjusted Goal is 20.0%

FUND TYPE	TOTAL EXPENDITURES	TOTAL SPENT WITH NON-HUBS	TOTAL SPENT WITH **ADJ. HUBS 18.1%	TOTAL SPENT WITH *OTHER HUBS 1.9%	BLACK	**ADJUSTED HUB GOAL 18.1% HISPANIC	WOMAN	*OTHER HUB GOAL 1.9% ASIAN PACIFIC	NATIVE AMERICAN
T									
N									
S									
-TC									
C									

202-STATE BAR OF TEXAS-Other Services Unadjusted Goal is 33.0%

FUND TYPE	TOTAL EXPENDITURES	TOTAL SPENT WITH NON-HUBS	TOTAL SPENT WITH **ADJ. HUBS 33.0%	ASIAN PACIFIC	**ADJUSTED HUB GOAL 33.0% BLACK	HISPANIC	NATIVE AMERICAN	WOMAN
T								
N								
S								
-TC								
C								

202-STATE BAR OF TEXAS-Commodity Purchasing Unadjusted Goal is 12.6%

FUND TYPE	TOTAL EXPENDITURES	TOTAL SPENT WITH NON-HUBS	TOTAL SPENT WITH **ADJ. HUBS 11.5%	TOTAL SPENT WITH *OTHER HUBS 1.1%	BLACK	**ADJUSTED HUB GOAL 11.5% HISPANIC	WOMAN	*OTHER HUB GOAL 1.1% ASIAN PACIFIC	NATIVE AMERICAN
T	\$4,707								
N									
S									
-TC									
C	\$4,707		\$4,707/100 %					\$4,707/100 %	

DB = DEBIT (NEGATIVE AMOUNT) * = OTHER HUBS ** = ADJUSTED HUBS *** = DOLLARS REPORTED BUT NOT SHOWN IN THESE COLUMNS. SEE COVER LETTER PARA. 4
T=TREASURY, N=NON-TREASURY, S=SUBCONTRACTOR FUNDS & PROCUREMENT CARD HUB PURCHASES, TC-TERM CONTRACT, C-CONSOLIDATED. SEE PAGE 4 OF HUB REPORT FOR FUND TYPE DESCRIPTION.

203-BOARD OF LAW EXAMINERS-Heavy Construction Unadjusted Goal is 11.9%

FUND TYPE	TOTAL EXPENDITURES	TOTAL SPENT WITH NON-HUBS AMOUNT/%	TOTAL SPENT WITH **ADJ HUBS 6.6% AMOUNT/%	TOTAL SPENT WITH *OTHER HUBS 5.3% AMOUNT/%	ASIAN PACIFIC AMOUNT/%	BLACK AMOUNT/%	HISPANIC AMOUNT/%	NATIVE AMERICAN AMOUNT/%	*OTHER HUB GOAL 5.3% WOMAN AMOUNT/%
T									
N									
S									
-TC									
C									

203-BOARD OF LAW EXAMINERS-Building Construction Unadjusted Goal is 26.1%

FUND TYPE	TOTAL EXPENDITURES	TOTAL SPENT WITH NON-HUBS	TOTAL SPENT WITH **ADJ HUBS 25.1%	TOTAL SPENT WITH *OTHER HUBS 1.0%	BLACK	HISPANIC	WOMAN	ASIAN PACIFIC	NATIVE AMERICAN
T									
N									
S									
-TC									
C									

203-BOARD OF LAW EXAMINERS-Special Trade Unadjusted Goal is 57.2%

FUND TYPE	TOTAL EXPENDITURES	TOTAL SPENT WITH NON-HUBS	TOTAL SPENT WITH **ADJ HUBS 47.0%	TOTAL SPENT WITH *OTHER HUBS 10.2%	BLACK	HISPANIC	ASIAN PACIFIC	NATIVE AMERICAN	WOMAN
T									
N									
S									
-TC									
C									

203-BOARD OF LAW EXAMINERS-Professional Services Unadjusted Goal is 20.0%

FUND TYPE	TOTAL EXPENDITURES	TOTAL SPENT WITH NON-HUBS	TOTAL SPENT WITH **ADJ HUBS 18.1%	TOTAL SPENT WITH *OTHER HUBS 1.9%	BLACK	HISPANIC	WOMAN	ASIAN PACIFIC	NATIVE AMERICAN
T									
N									
S									
-TC									
C									

203-BOARD OF LAW EXAMINERS-Other Services Unadjusted Goal is 33.0%

FUND TYPE	TOTAL EXPENDITURES	TOTAL SPENT WITH NON-HUBS	TOTAL SPENT WITH **ADJ HUBS 33.0%	ASIAN PACIFIC	BLACK	HISPANIC	NATIVE AMERICAN	WOMAN
T	\$644	\$644/100 %						
N								
S								
-TC								
C	\$644	\$644/100 %						

203-BOARD OF LAW EXAMINERS-Commodity Purchasing Unadjusted Goal is 12.6%

FUND TYPE	TOTAL EXPENDITURES	TOTAL SPENT WITH NON-HUBS	TOTAL SPENT WITH **ADJ HUBS 11.5%	TOTAL SPENT WITH *OTHER HUBS 1.1%	BLACK	HISPANIC	WOMAN	ASIAN PACIFIC	NATIVE AMERICAN
T	\$1,592	\$1,592/100 %							
N									
S									
-TC									
C	\$1,592	\$1,592/100 %							\$1,592/100 %

DB = DEBIT (NEGATIVE AMOUNT) * = OTHER HUBS ** = ADJUSTED HUBS *** = DOLLARS REPORTED BUT NOT SHOWN IN THESE COLUMNS. SEE COVER LETTER PARA. 4
T-TREASURY, N-NON-TREASURY, S-SUBCONTRACTOR FUNDS & PROCUREMENT CARD HUB PURCHASES, TC-TERM CONTRACT, C-CONSOLIDATED. SEE PAGE 4 OF HUB REPORT FOR FUND TYPE DESCRIPTION.

204-COURT REPORTER CERTIFICATION BOARD-Heavy Construction Unadjusted Goal is 11.9%

FUND TYPE	TOTAL EXPENDITURES	TOTAL SPENT WITH NON-HUBS AMOUNT/%	TOTAL SPENT WITH **ADJ HUBS 6.6% AMOUNT/%	TOTAL SPENT WITH *OTHER HUBS 5.3% AMOUNT/%	ASIAN PACIFIC AMOUNT/%	**ADJUSTED HUB GOAL 6.6% BLACK AMOUNT/%	HISPANIC AMOUNT/%	NATIVE AMERICAN AMOUNT/%	*OTHER HUB GOAL 5.3% WOMAN AMOUNT/%
-----------	--------------------	------------------------------------	---	--	------------------------	---	-------------------	--------------------------	-------------------------------------

T
N
S
-TC

C

204-COURT REPORTER CERTIFICATION BOARD-Building Construction Unadjusted Goal is 26.1%

FUND TYPE	TOTAL EXPENDITURES	TOTAL SPENT WITH NON-HUBS	TOTAL SPENT WITH **ADJ HUBS 25.1%	TOTAL SPENT WITH *OTHER HUBS 1.0%	BLACK	**ADJUSTED HUB GOAL 25.1% HISPANIC	WOMAN	*OTHER HUB GOAL 1.0% ASIAN PACIFIC	NATIVE AMERICAN
-----------	--------------------	---------------------------	-----------------------------------	-----------------------------------	-------	------------------------------------	-------	------------------------------------	-----------------

T
N
S
-TC

C

204-COURT REPORTER CERTIFICATION BOARD-Special Trade Unadjusted Goal is 57.2%

FUND TYPE	TOTAL EXPENDITURES	TOTAL SPENT WITH NON-HUBS	TOTAL SPENT WITH **ADJ HUBS 47.0%	TOTAL SPENT WITH *OTHER HUBS 10.2%	BLACK	**ADJUSTED HUB GOAL 47.0% HISPANIC	*OTHER HUB GOAL 10.2% ASIAN PACIFIC	NATIVE AMERICAN	WOMAN
-----------	--------------------	---------------------------	-----------------------------------	------------------------------------	-------	------------------------------------	-------------------------------------	-----------------	-------

T
N
S
-TC

C

204-COURT REPORTER CERTIFICATION BOARD-Professional Services Unadjusted Goal is 20.0%

FUND TYPE	TOTAL EXPENDITURES	TOTAL SPENT WITH NON-HUBS	TOTAL SPENT WITH **ADJ HUBS 18.1%	TOTAL SPENT WITH *OTHER HUBS 1.8%	BLACK	**ADJUSTED HUB GOAL 18.1% HISPANIC	WOMAN	*OTHER HUB GOAL 1.9% ASIAN PACIFIC	NATIVE AMERICAN
-----------	--------------------	---------------------------	-----------------------------------	-----------------------------------	-------	------------------------------------	-------	------------------------------------	-----------------

T
N
S
-TC

C

204-COURT REPORTER CERTIFICATION BOARD-Other Services Unadjusted Goal is 33.0%

FUND TYPE	TOTAL EXPENDITURES	TOTAL SPENT WITH NON-HUBS	TOTAL SPENT WITH **ADJ HUBS 33.0%	ASIAN PACIFIC	**ADJUSTED HUB GOAL 33.0% BLACK	HISPANIC	NATIVE AMERICAN	WOMAN
-----------	--------------------	---------------------------	-----------------------------------	---------------	---------------------------------	----------	-----------------	-------

T
N
S
-TC

C

204-COURT REPORTER CERTIFICATION BOARD-Commodity Purchasing Unadjusted Goal is 12.6%

FUND TYPE	TOTAL EXPENDITURES	TOTAL SPENT WITH NON-HUBS	TOTAL SPENT WITH **ADJ HUBS 11.5%	TOTAL SPENT WITH *OTHER HUBS 1.1%	BLACK	**ADJUSTED HUB GOAL 11.5% HISPANIC	WOMAN	*OTHER HUB GOAL 1.1% ASIAN PACIFIC	NATIVE AMERICAN
-----------	--------------------	---------------------------	-----------------------------------	-----------------------------------	-------	------------------------------------	-------	------------------------------------	-----------------

T
N
S
-TC

C

DB = DEBIT (NEGATIVE AMOUNT) * = OTHER HUBS ** = ADJUSTED HUBS *** = DOLLARS REPORTED BUT NOT SHOWN IN THESE COLUMNS. SEE COVER LETTER PARA. 4
T=TREASURY, N=NON-TREASURY, S=SUBCONTRACTOR FUNDS & PROCUREMENT CARD HUB PURCHASES, TC=TERM CONTRACT, C=CONSOLIDATED. SEE PAGE 4 OF HUB REPORT FOR FUND TYPE DESCRIPTION.

211-COURT OF CRIMINAL APPEALS-Heavy Construction Unadjusted Goal is 11.9%

FUND TYPE	TOTAL EXPENDITURES	TOTAL SPENT WITH NON-HUBS AMOUNT/%	TOTAL SPENT WITH **ADJ HUBS 6.6% AMOUNT/%	TOTAL SPENT WITH *OTHER HUBS 5.3% AMOUNT/%	ASIAN PACIFIC AMOUNT/%	**ADJUSTED HUB GOAL 6.6% BLACK AMOUNT/%	HISPANIC AMOUNT/%	NATIVE AMERICAN AMOUNT/%	*OTHER HUB GOAL 5.3% WOMAN AMOUNT/%
-----------	--------------------	------------------------------------	---	--	------------------------	--	-------------------	--------------------------	--

T
N
S
-TC

C

211-COURT OF CRIMINAL APPEALS-Building Construction Unadjusted Goal is 26.1%

FUND TYPE	TOTAL EXPENDITURES	TOTAL SPENT WITH NON-HUBS	TOTAL SPENT WITH **ADJ HUBS 25.1%	TOTAL SPENT WITH *OTHER HUBS 1.0%	BLACK	**ADJUSTED HUB GOAL 25.1% HISPANIC	WOMAN	*OTHER HUB GOAL 1.0% ASIAN PACIFIC	NATIVE AMERICAN
-----------	--------------------	---------------------------	-----------------------------------	-----------------------------------	-------	---------------------------------------	-------	---------------------------------------	-----------------

T
N
S
-TC

C

211-COURT OF CRIMINAL APPEALS-Special Trade Unadjusted Goal is 57.2%

FUND TYPE	TOTAL EXPENDITURES	TOTAL SPENT WITH NON-HUBS	TOTAL SPENT WITH **ADJ HUBS 47.0%	TOTAL SPENT WITH *OTHER HUBS 10.2%	BLACK	**ADJUSTED HUB GOAL 47.0% HISPANIC	ASIAN PACIFIC	NATIVE AMERICAN	WOMAN
-----------	--------------------	---------------------------	-----------------------------------	------------------------------------	-------	---------------------------------------	---------------	-----------------	-------

T
N
S
-TC

C

211-COURT OF CRIMINAL APPEALS-Professional Services Unadjusted Goal is 20.0%

FUND TYPE	TOTAL EXPENDITURES	TOTAL SPENT WITH NON-HUBS	TOTAL SPENT WITH **ADJ HUBS 18.1%	TOTAL SPENT WITH *OTHER HUBS 1.9%	BLACK	**ADJUSTED HUB GOAL 18.1% HISPANIC	WOMAN	*OTHER HUB GOAL 1.9% ASIAN PACIFIC	NATIVE AMERICAN
-----------	--------------------	---------------------------	-----------------------------------	-----------------------------------	-------	---------------------------------------	-------	---------------------------------------	-----------------

T
N
S
-TC

C

211-COURT OF CRIMINAL APPEALS-Other Services Unadjusted Goal is 33.0%

FUND TYPE	TOTAL EXPENDITURES	TOTAL SPENT WITH NON-HUBS	TOTAL SPENT WITH **ADJ HUBS 33.0%	ASIAN PACIFIC	**ADJUSTED HUB GOAL 33.0% BLACK	HISPANIC	NATIVE AMERICAN	WOMAN
-----------	--------------------	---------------------------	-----------------------------------	---------------	------------------------------------	----------	-----------------	-------

T \$9,783 \$9,783/100 %

C \$9,783 \$9,783/100 %

211-COURT OF CRIMINAL APPEALS-Commodity Purchasing Unadjusted Goal is 12.6%

FUND TYPE	TOTAL EXPENDITURES	TOTAL SPENT WITH NON-HUBS	TOTAL SPENT WITH **ADJ HUBS 11.5%	TOTAL SPENT WITH *OTHER HUBS 1.1%	BLACK	**ADJUSTED HUB GOAL 11.5% HISPANIC	WOMAN	*OTHER HUB GOAL 1.1% ASIAN PACIFIC	NATIVE AMERICAN
-----------	--------------------	---------------------------	-----------------------------------	-----------------------------------	-------	---------------------------------------	-------	---------------------------------------	-----------------

T \$215,213 \$210,470/97.7% \$4,134/1.92% \$609/.283% \$4,134/1.92% \$609/.283%

C \$200,778 \$196,035/97.6% \$4,134/2.05% \$609/.303%

DB = DEBIT (NEGATIVE AMOUNT) * = OTHER HUBS ** = ADJUSTED HUBS *** = DOLLARS REPORTED BUT NOT SHOWN IN THESE COLUMNS. SEE COVER LETTER PARA. 4
T=TREASURY, N=NON-TREASURY, S=SUBCONTRACTOR FUNDS & PROCUREMENT CARD HUB PURCHASES, TC=TERM CONTRACT, C=CONSOLIDATED. SEE PAGE 4 OF HUB REPORT FOR FUND TYPE DESCRIPTION.

212-OFFICE OF COURT ADMINISTRATION-Heavy Construction Unadjusted Goal is 11.9%

FUND TYPE	TOTAL EXPENDITURES	TOTAL SPENT WITH NON-HUBS AMOUNT/%	TOTAL SPENT WITH **ADJ. HUBS 5.6% AMOUNT/%	TOTAL SPENT WITH *OTHER HUBS 5.3% AMOUNT/%	ASIAN PACIFIC AMOUNT/%	**ADJUSTED HUB GOAL 6.6% BLACK AMOUNT/%	HISPANIC AMOUNT/%	NATIVE AMERICAN AMOUNT/%	*OTHER HUB GOAL 5.3% WOMAN AMOUNT/%
T									
N									
S									
-TC									
C									

212-OFFICE OF COURT ADMINISTRATION-Building Construction Unadjusted Goal is 26.1%

FUND TYPE	TOTAL EXPENDITURES	TOTAL SPENT WITH NON-HUBS	TOTAL SPENT WITH **ADJ. HUBS 25.1%	TOTAL SPENT WITH *OTHER HUBS 1.0%	BLACK	**ADJUSTED HUB GOAL 25.1% HISPANIC	WOMAN	*OTHER HUB GOAL 1.0% ASIAN PACIFIC	NATIVE AMERICAN
T									
N									
S									
-TC									
C									

212-OFFICE OF COURT ADMINISTRATION-Special Trade Unadjusted Goal is 57.2%

FUND TYPE	TOTAL EXPENDITURES	TOTAL SPENT WITH NON-HUBS	TOTAL SPENT WITH **ADJ. HUBS 47.0%	TOTAL SPENT WITH *OTHER HUBS 10.2%	BLACK	**ADJUSTED HUB GOAL 47.0% HISPANIC	ASIAN PACIFIC	*OTHER HUB GOAL 10.2% NATIVE AMERICAN	WOMAN
T									
N									
S									
-TC									
C									

212-OFFICE OF COURT ADMINISTRATION-Professional Services Unadjusted Goal is 20.0%

FUND TYPE	TOTAL EXPENDITURES	TOTAL SPENT WITH NON-HUBS	TOTAL SPENT WITH **ADJ. HUBS 18.1%	TOTAL SPENT WITH *OTHER HUBS 1.9%	BLACK	**ADJUSTED HUB GOAL 18.1% HISPANIC	WOMAN	*OTHER HUB GOAL 1.9% ASIAN PACIFIC	NATIVE AMERICAN
T									
N									
S									
-TC									
C									

212-OFFICE OF COURT ADMINISTRATION-Other Services Unadjusted Goal is 33.0%

FUND TYPE	TOTAL EXPENDITURES	TOTAL SPENT WITH NON-HUBS	TOTAL SPENT WITH **ADJ. HUBS 33.0%	ASIAN PACIFIC	**ADJUSTED HUB GOAL 33.0% BLACK	HISPANIC	NATIVE AMERICAN	WOMAN
T	\$308,737	\$24,316/7.87%	\$284,421/92.1%					\$284,421/92.1%
N								
S								
-TC	\$6,093	\$6,093/100%						
C	\$302,644	\$18,222/6.02%	\$284,421/93.9%					\$284,421/93.9%

212-OFFICE OF COURT ADMINISTRATION-Commodity Purchasing Unadjusted Goal is 12.6%

FUND TYPE	TOTAL EXPENDITURES	TOTAL SPENT WITH NON-HUBS	TOTAL SPENT WITH **ADJ. HUBS 11.5%	TOTAL SPENT WITH *OTHER HUBS 1.1%	BLACK	**ADJUSTED HUB GOAL 11.5% HISPANIC	WOMAN	*OTHER HUB GOAL 1.1% ASIAN PACIFIC	NATIVE AMERICAN
T	\$360,330	\$137,031/38.0%	\$82,787/22.9%	\$140,511/38.9%	\$1,533/.425%	\$877/.243%	\$80,377/22.3%	\$140,511/38.9%	
N									
S									
-TC	\$4,197	\$4,197/100%							
C	\$356,132	\$132,833/37.2%	\$82,787/23.2%	\$140,511/39.4%	\$1,533/.430%	\$877/.246%	\$80,377/22.5%	\$140,511/39.4%	

DB = DEBIT (NEGATIVE AMOUNT) * = OTHER HUBS ** = ADJUSTED HUBS *** = DOLLARS REPORTED BUT NOT SHOWN IN THESE COLUMNS. SEE COVER LETTER PARA. 4
T-TREASURY, N-NON-TREASURY, S-SUBCONTRACTOR FUNDS & PROCUREMENT CARD HUB PURCHASES, TC-TERM CONTRACT, C-CONSOLIDATED. SEE PAGE 4 OF HUB REPORT FOR FUND TYPE DESCRIPTION.

213-OFFICE OF STATE PROSECUTING ATTORNEY-Heavy Construction Unadjusted Goal is 11.9%

FUND TYPE	TOTAL EXPENDITURES	TOTAL SPENT WITH NON-HUBS AMOUNT/%	TOTAL SPENT WITH **ADJ. HUBS 6.6% AMOUNT/%	TOTAL SPENT WITH *OTHER HUBS 5.3% AMOUNT/%	ASIAN PACIFIC AMOUNT/%	BLACK AMOUNT/%	HISPANIC AMOUNT/%	NATIVE AMERICAN AMOUNT/%	*OTHER HUB GOAL 5.3% WOMAN AMOUNT/%
T									
N									
S									
-TC									
C									

213-OFFICE OF STATE PROSECUTING ATTORNEY-Building Construction Unadjusted Goal is 26.1%

FUND TYPE	TOTAL EXPENDITURES	TOTAL SPENT WITH NON-HUBS	TOTAL SPENT WITH **ADJ. HUBS 25.1%	TOTAL SPENT WITH *OTHER HUBS 1.0%	BLACK	HISPANIC	WOMAN	ASIAN PACIFIC	NATIVE AMERICAN
T									
N									
S									
-TC									
C									

213-OFFICE OF STATE PROSECUTING ATTORNEY-Special Trade Unadjusted Goal is 57.2%

FUND TYPE	TOTAL EXPENDITURES	TOTAL SPENT WITH NON-HUBS	TOTAL SPENT WITH **ADJ. HUBS 47.0%	TOTAL SPENT WITH *OTHER HUBS 10.2%	BLACK	HISPANIC	ASIAN PACIFIC	NATIVE AMERICAN	WOMAN
T									
N									
S									
-TC									
C									

213-OFFICE OF STATE PROSECUTING ATTORNEY-Professional Services Unadjusted Goal is 20.0%

FUND TYPE	TOTAL EXPENDITURES	TOTAL SPENT WITH NON-HUBS	TOTAL SPENT WITH **ADJ. HUBS 18.1%	TOTAL SPENT WITH *OTHER HUBS 1.8%	BLACK	HISPANIC	WOMAN	ASIAN PACIFIC	NATIVE AMERICAN
T									
N									
S									
-TC									
C									

213-OFFICE OF STATE PROSECUTING ATTORNEY-Other Services Unadjusted Goal is 33.0%

FUND TYPE	TOTAL EXPENDITURES	TOTAL SPENT WITH NON-HUBS	TOTAL SPENT WITH **ADJ. HUBS 33.0%	ASIAN PACIFIC	BLACK	HISPANIC	NATIVE AMERICAN	WOMAN
T	\$360	\$360/100 %						
N								
S								
-TC								
C	\$360	\$360/100 %						

213-OFFICE OF STATE PROSECUTING ATTORNEY-Commodity Purchasing Unadjusted Goal is 12.6%

FUND TYPE	TOTAL EXPENDITURES	TOTAL SPENT WITH NON-HUBS	TOTAL SPENT WITH **ADJ. HUBS 11.5%	TOTAL SPENT WITH *OTHER HUBS 1.1%	BLACK	HISPANIC	WOMAN	ASIAN PACIFIC	NATIVE AMERICAN
T	\$2,875	\$2,689/93.5%	\$186/6.46%				\$186/6.46%		
N									
S									
-TC	\$728	\$728/100 %							
C	\$2,147	\$1,961/91.3%	\$186/8.66%				\$186/8.66%		

DB = DEBIT (NEGATIVE AMOUNT) * = OTHER HUBS ** = ADJUSTED HUBS *** = DOLLARS REPORTED BUT NOT SHOWN IN THESE COLUMNS. SEE COVER LETTER PARA. 4
T=TREASURY, N=NON-TREASURY, S=SUBCONTRACTOR FUNDS & PROCUREMENT CARD HUB PURCHASES, TC=TERM CONTRACT, C=CONSOLIDATED. SEE PAGE 4 OF HUB REPORT FOR FUND TYPE DESCRIPTION.

221-COURT OF APPEALS - FIRST COURT-Heavy Construction Unadjusted Goal is 11.9%

FUND TYPE	TOTAL EXPENDITURES	TOTAL SPENT WITH NON-HUBS AMOUNT/%	TOTAL SPENT WITH **ADJ. HUBS 6.6% AMOUNT/%	TOTAL SPENT WITH *OTHER HUBS 5.3% AMOUNT/%	ASIAN PACIFIC AMOUNT/%	**ADJUSTED HUB GOAL 6.6% BLACK AMOUNT/%	HISPANIC AMOUNT/%	NATIVE AMERICAN AMOUNT/%	*OTHER HUB GOAL 5.3% WOMAN AMOUNT/%
T									
N									
S									
-TC									
C									

221-COURT OF APPEALS - FIRST COURT-Building Construction Unadjusted Goal is 26.1%

FUND TYPE	TOTAL EXPENDITURES	TOTAL SPENT WITH NON-HUBS	TOTAL SPENT WITH **ADJ. HUBS 25.1%	TOTAL SPENT WITH *OTHER HUBS 1.0%	BLACK	**ADJUSTED HUB GOAL 25.1% HISPANIC	WOMAN	*OTHER HUB GOAL 1.0% ASIAN PACIFIC	NATIVE AMERICAN
T									
N									
S									
-TC									
C									

221-COURT OF APPEALS - FIRST COURT-Special Trade Unadjusted Goal is 57.2%

FUND TYPE	TOTAL EXPENDITURES	TOTAL SPENT WITH NON-HUBS	TOTAL SPENT WITH **ADJ. HUBS 47.0%	TOTAL SPENT WITH *OTHER HUBS 10.2%	BLACK	**ADJUSTED HUB GOAL 47.0% HISPANIC	ASIAN PACIFIC	*OTHER HUB GOAL 10.2% NATIVE AMERICAN	WOMAN
T									
N									
S									
-TC									
C									

221-COURT OF APPEALS - FIRST COURT-Professional Services Unadjusted Goal is 20.0%

FUND TYPE	TOTAL EXPENDITURES	TOTAL SPENT WITH NON-HUBS	TOTAL SPENT WITH **ADJ. HUBS 19.1%	TOTAL SPENT WITH *OTHER HUBS 1.9%	BLACK	**ADJUSTED HUB GOAL 18.1% HISPANIC	WOMAN	*OTHER HUB GOAL 1.9% ASIAN PACIFIC	NATIVE AMERICAN
T									
N									
S									
-TC									
C									

221-COURT OF APPEALS - FIRST COURT-Other Services Unadjusted Goal is 33.0%

FUND TYPE	TOTAL EXPENDITURES	TOTAL SPENT WITH NON-HUBS	TOTAL SPENT WITH **ADJ. HUBS 33.0%	ASIAN PACIFIC	**ADJUSTED HUB GOAL 33.0% BLACK	HISPANIC	NATIVE AMERICAN	WOMAN
T	\$28,857	\$28,661/99.3%	\$195/.678%					\$195/.678%
N								
S								
-TC								
C	\$28,857	\$28,661/99.3%	\$195/.678%					\$195/.678%

221-COURT OF APPEALS - FIRST COURT-Commodity Purchasing Unadjusted Goal is 12.6%

FUND TYPE	TOTAL EXPENDITURES	TOTAL SPENT WITH NON-HUBS	TOTAL SPENT WITH **ADJ. HUBS 11.5%	TOTAL SPENT WITH *OTHER HUBS 1.1%	BLACK	**ADJUSTED HUB GOAL 11.5% HISPANIC	WOMAN	*OTHER HUB GOAL 1.1% ASIAN PACIFIC	NATIVE AMERICAN
T	\$12,954	\$11,357/87.6%	\$1,324/10.2%	\$272/2.10%			\$1,324/10.2%	\$272/2.10%	
N									
S									
-TC	\$4,226	\$4,226/100%							
C	\$8,727	\$7,130/81.6%	\$1,324/15.1%	\$272/3.12%			\$1,324/15.1%	\$272/3.12%	

DB = DEBIT (NEGATIVE AMOUNT) * = OTHER HUBS ** = ADJUSTED HUBS *** = DOLLARS REPORTED BUT NOT SHOWN IN THESE COLUMNS. SEE COVER LETTER PARA. 4
T=TREASURY, N=NON-TREASURY, S=SUBCONTRACTOR FUNDS & PROCUREMENT CARD HUB PURCHASES, TC=TERM CONTRACT, C=CONSOLIDATED. SEE PAGE 4 OF HUB REPORT FOR FUND TYPE DESCRIPTION.

FUND TYPE	TOTAL EXPENDITURES	TOTAL SPENT WITH NON-HUBS AMOUNT/%	222-COURT OF APPEALS - SECOND		COURT-Heavy Construction Unadjusted Goal is 11.9%					*OTHER HUB GOAL 5.3% WOMAN AMOUNT/%
			TOTAL SPENT WITH **ADJ. HUBS 6.6% AMOUNT/%	TOTAL SPENT WITH *OTHER HUBS 5.3% AMOUNT/%	ASIAN PACIFIC AMOUNT/%	BLACK AMOUNT/%	HISPANIC AMOUNT/%	NATIVE AMERICAN AMOUNT/%		
T										
N										
S										
-TC										
C										

FUND TYPE	TOTAL EXPENDITURES	TOTAL SPENT WITH NON-HUBS	222-COURT OF APPEALS - SECOND		COURT-Building Construction Unadjusted Goal is 26.1%			*OTHER HUB GOAL 1.0%	
			TOTAL SPENT WITH **ADJ. HUBS 26.1%	TOTAL SPENT WITH *OTHER HUBS 1.0%	BLACK	HISPANIC	WOMAN	ASIAN PACIFIC	NATIVE AMERICAN
T									
N									
S									
-TC									
C									

FUND TYPE	TOTAL EXPENDITURES	TOTAL SPENT WITH NON-HUBS	222-COURT OF APPEALS - SECOND		COURT-Special Trade Unadjusted Goal is 57.2%				
			TOTAL SPENT WITH **ADJ. HUBS 47.0%	TOTAL SPENT WITH *OTHER HUBS 10.2%	BLACK	HISPANIC	ASIAN PACIFIC	NATIVE AMERICAN	WOMAN
T									
N									
S									
-TC									
C									

FUND TYPE	TOTAL EXPENDITURES	TOTAL SPENT WITH NON-HUBS	222-COURT OF APPEALS - SECOND		COURT-Professional Services Unadjusted Goal is 20.0%			*OTHER HUB GOAL 1.9%	
			TOTAL SPENT WITH **ADJ. HUBS 18.1%	TOTAL SPENT WITH *OTHER HUBS 1.9%	BLACK	HISPANIC	WOMAN	ASIAN PACIFIC	NATIVE AMERICAN
T									
N									
S									
-TC									
C									

FUND TYPE	TOTAL EXPENDITURES	TOTAL SPENT WITH NON-HUBS	222-COURT OF APPEALS - SECOND		COURT-Other Services Unadjusted Goal is 33.0%				
			TOTAL SPENT WITH **ADJ. HUBS 33.0%		ASIAN PACIFIC	BLACK	HISPANIC	NATIVE AMERICAN	WOMAN
T	\$2,000	\$1,908/95.4%	\$91/4.57%						\$91/4.57%
N									
S									
-TC									
C	\$2,000	\$1,908/95.4%	\$91/4.57%						\$91/4.57%

FUND TYPE	TOTAL EXPENDITURES	TOTAL SPENT WITH NON-HUBS	222-COURT OF APPEALS - SECOND		COURT-Commodity Purchasing Unadjusted Goal is 12.6%			*OTHER HUB GOAL 1.1%	
			TOTAL SPENT WITH **ADJ. HUBS 11.5%	TOTAL SPENT WITH *OTHER HUBS 1.1%	BLACK	HISPANIC	WOMAN	ASIAN PACIFIC	NATIVE AMERICAN
T	\$19,644	\$15,158/77.1%	\$3,896/19.8%	\$589/2.99%					
N									
S									
-TC	\$6,470	\$6,385/98.6%	\$85/1.31%						
C	\$13,173	\$8,773/66.5%	\$3,811/28.9%	\$589/4.47%	\$1,546/11.7%	\$2,265/17.1%		\$589/4.47%	

DB = DEBIT (NEGATIVE AMOUNT) * = OTHER HUBS ** = ADJUSTED HUBS *** = DOLLARS REPORTED BUT NOT SHOWN IN THESE COLUMNS. SEE COVER LETTER PARA. 4
T=TREASURY, N=NON-TREASURY, S=SUBCONTRACTOR FUNDS & PROCUREMENT CARD HUB PURCHASES, TC=TERM CONTRACT, C=CONSOLIDATED. SEE PAGE 4 OF HUB REPORT FOR FUND TYPE DESCRIPTION.

223-COURT OF APPEALS - THIRD COURT-Heavy Construction Unadjusted Goal is 11.9%

FUND TYPE	TOTAL EXPENDITURES	TOTAL SPENT WITH NON-HUBS AMOUNT/%	TOTAL SPENT WITH **ADJ. HUBS 6.6% AMOUNT/%	TOTAL SPENT WITH *OTHER HUBS 5.3% AMOUNT/%	ASIAN PACIFIC AMOUNT/%	**ADJUSTED HUB GOAL 6.6% BLACK AMOUNT/%	HISPANIC AMOUNT/%	NATIVE AMERICAN AMOUNT/%	*OTHER HUB GOAL 5.3% WOMAN AMOUNT/%
T									
N									
S									
-TC									
C									

223-COURT OF APPEALS - THIRD COURT-Building Construction Unadjusted Goal is 26.1%

FUND TYPE	TOTAL EXPENDITURES	TOTAL SPENT WITH NON-HUBS	TOTAL SPENT WITH **ADJ. HUBS 25.1% AMOUNT/%	TOTAL SPENT WITH *OTHER HUBS 1.0% AMOUNT/%	BLACK	**ADJUSTED HUB GOAL 26.1% HISPANIC	WOMAN	*OTHER HUB GOAL 1.0% ASIAN PACIFIC	NATIVE AMERICAN
T									
N									
S									
-TC									
C									

223-COURT OF APPEALS - THIRD COURT-Special Trade Unadjusted Goal is 57.2%

FUND TYPE	TOTAL EXPENDITURES	TOTAL SPENT WITH NON-HUBS	TOTAL SPENT WITH **ADJ. HUBS 47.0% AMOUNT/%	TOTAL SPENT WITH *OTHER HUBS 10.2% AMOUNT/%	BLACK	**ADJUSTED HUB GOAL 57.2% HISPANIC	ASIAN PACIFIC	*OTHER HUB GOAL 10.2% NATIVE AMERICAN	WOMAN
T									
N									
S									
-TC									
C									

223-COURT OF APPEALS - THIRD COURT-Professional Services Unadjusted Goal is 20.0%

FUND TYPE	TOTAL EXPENDITURES	TOTAL SPENT WITH NON-HUBS	TOTAL SPENT WITH **ADJ. HUBS 18.1% AMOUNT/%	TOTAL SPENT WITH *OTHER HUBS 1.9% AMOUNT/%	BLACK	**ADJUSTED HUB GOAL 20.0% HISPANIC	WOMAN	*OTHER HUB GOAL 1.9% ASIAN PACIFIC	NATIVE AMERICAN
T									
N									
S									
-TC									
C									

223-COURT OF APPEALS - THIRD COURT-Other Services Unadjusted Goal is 33.0%

FUND TYPE	TOTAL EXPENDITURES	TOTAL SPENT WITH NON-HUBS	TOTAL SPENT WITH **ADJ. HUBS 33.0% AMOUNT/%	ASIAN PACIFIC	**ADJUSTED HUB GOAL 33.0% BLACK	HISPANIC	NATIVE AMERICAN	WOMAN
T	\$5,450	\$3,612/66.2%	\$1,837/33.7%			\$1,787/32.7%		\$50/.923%
N								
S								
-TC								
C	\$5,450	\$3,612/66.2%	\$1,837/33.7%			\$1,787/32.7%		\$50/.923%

223-COURT OF APPEALS - THIRD COURT-Commodity Purchasing Unadjusted Goal is 12.6%

FUND TYPE	TOTAL EXPENDITURES	TOTAL SPENT WITH NON-HUBS	TOTAL SPENT WITH **ADJ. HUBS 11.5% AMOUNT/%	TOTAL SPENT WITH *OTHER HUBS 1.1% AMOUNT/%	BLACK	**ADJUSTED HUB GOAL 12.6% HISPANIC	WOMAN	*OTHER HUB GOAL 1.1% ASIAN PACIFIC	NATIVE AMERICAN
T	\$10,261	\$7,251/70.6%	\$3,010/29.3%		\$620/6.04%		\$2,390/23.2%		
N									
S									
-TC	\$6,886	\$6,872/99.7%	\$13/.200%				\$13/.200%		
C	\$3,375	\$379/11.2%	\$2,996/88.7%		\$620/18.3%		\$2,376/70.3%		

DB = DEBIT (NEGATIVE AMOUNT) * = OTHER HUBS ** = ADJUSTED HUBS *** = DOLLARS REPORTED BUT NOT SHOWN IN THESE COLUMNS. SEE COVER LETTER PARA. 4
T-TREASURY, N-NON-TREASURY, S-SUBCONTRACTOR FUNDS & PROCUREMENT CARD HUB PURCHASES, TC-TERM CONTRACT, C-CONSOLIDATED. SEE PAGE 4 OF HUB REPORT FOR FUND TYPE DESCRIPTION.

224-COURT OF APPEALS - FOURTH COURT-Heavy Construction Unadjusted Goal is 11.9%

FUND TYPE	TOTAL EXPENDITURES	TOTAL SPENT WITH NON-HUBS AMOUNT/%	TOTAL SPENT WITH **ADJ. HUBS 6.6% AMOUNT/%	TOTAL SPENT WITH *OTHER HUBS 5.3% AMOUNT/%	ASIAN PACIFIC AMOUNT/%	BLACK AMOUNT/%	HISPANIC AMOUNT/%	NATIVE AMERICAN AMOUNT/%	*OTHER HUB GOAL 5.3% WOMAN AMOUNT/%
T									
N									
S									
-TC									
C									

224-COURT OF APPEALS - FOURTH COURT-Building Construction Unadjusted Goal is 26.1%

FUND TYPE	TOTAL EXPENDITURES	TOTAL SPENT WITH NON-HUBS	TOTAL SPENT WITH **ADJ. HUBS 25.1%	TOTAL SPENT WITH *OTHER HUBS 1.0%	BLACK	HISPANIC	WOMAN	*OTHER HUB GOAL 1.0% ASIAN PACIFIC NATIVE AMERICAN
T								
N								
S								
-TC								
C								

224-COURT OF APPEALS - FOURTH COURT-Special Trade Unadjusted Goal is 57.2%

FUND TYPE	TOTAL EXPENDITURES	TOTAL SPENT WITH NON-HUBS	TOTAL SPENT WITH **ADJ. HUBS 47.0%	TOTAL SPENT WITH *OTHER HUBS 10.2%	BLACK	HISPANIC	ASIAN PACIFIC	NATIVE AMERICAN	WOMAN
T									
N									
S									
-TC									
C									

224-COURT OF APPEALS - FOURTH COURT-Professional Services Unadjusted Goal is 20.0%

FUND TYPE	TOTAL EXPENDITURES	TOTAL SPENT WITH NON-HUBS	TOTAL SPENT WITH **ADJ. HUBS 18.1%	TOTAL SPENT WITH *OTHER HUBS 1.9%	BLACK	HISPANIC	WOMAN	*OTHER HUB GOAL 1.9% ASIAN PACIFIC NATIVE AMERICAN
T								
N								
S								
-TC								
C								

224-COURT OF APPEALS - FOURTH COURT-Other Services Unadjusted Goal is 33.0%

FUND TYPE	TOTAL EXPENDITURES	TOTAL SPENT WITH NON-HUBS	TOTAL SPENT WITH **ADJ. HUBS 33.0%	ASIAN PACIFIC	BLACK	HISPANIC	NATIVE AMERICAN	WOMAN
T	\$26,875	\$26,875/100 %						
N								
S								
-TC								
C	\$26,875	\$26,875/100 %						

224-COURT OF APPEALS - FOURTH COURT-Commodity Purchasing Unadjusted Goal is 12.6%

FUND TYPE	TOTAL EXPENDITURES	TOTAL SPENT WITH NON-HUBS	TOTAL SPENT WITH **ADJ. HUBS 11.5%	TOTAL SPENT WITH *OTHER HUBS 1.1%	BLACK	HISPANIC	WOMAN	*OTHER HUB GOAL 1.1% ASIAN PACIFIC NATIVE AMERICAN
T	\$10,905	\$4,705/43.1%	\$5,905/54.1%	\$294/2.70%	\$2,387/21.8%	\$3,518/32.2%		\$294/2.70%
N								
S								
-TC								
C	\$10,905	\$4,705/43.1%	\$5,905/54.1%	\$294/2.70%	\$2,387/21.8%	\$3,518/32.2%		\$294/2.70%

DB = DEBIT (NEGATIVE AMOUNT) * = OTHER HUBS ** = ADJUSTED HUBS *** = DOLLARS REPORTED BUT NOT SHOWN IN THESE COLUMNS. SEE COVER LETTER PARA. 4
T-TREASURY, N=NON-TREASURY, S=SUBCONTRACTOR FUNDS & PROCUREMENT CARD HUB PURCHASES, TC-TERM CONTRACT, C=CONSOLIDATED. SEE PAGE 4 OF HUB REPORT FOR FUND TYPE DESCRIPTION.

225-COURT OF APPEALS - FIFTH COURT-Heavy Construction Unadjusted Goal is 11.9%

FUND TYPE	TOTAL EXPENDITURES	TOTAL SPENT WITH NON-HUBS AMOUNT/%	TOTAL SPENT WITH **ADJ HUBS 6.6% AMOUNT/%	TOTAL SPENT WITH *OTHER HUBS 5.3% AMOUNT/%	ASIAN PACIFIC AMOUNT/%	**ADJUSTED HUB GOAL 6.6% BLACK AMOUNT/%	HISPANIC AMOUNT/%	NATIVE AMERICAN AMOUNT/%	*OTHER HUB GOAL 5.3% WOMAN AMOUNT/%
T									
N									
S									
-TC									
C									

225-COURT OF APPEALS - FIFTH COURT-Building Construction Unadjusted Goal is 26.1%

FUND TYPE	TOTAL EXPENDITURES	TOTAL SPENT WITH NON-HUBS	TOTAL SPENT WITH **ADJ HUBS 25.1%	TOTAL SPENT WITH *OTHER HUBS 1.0%	BLACK	**ADJUSTED HUB GOAL 25.1% HISPANIC	WOMAN	*OTHER HUB GOAL 1.0% ASIAN PACIFIC	NATIVE AMERICAN
T									
N									
S									
-TC									
C									

225-COURT OF APPEALS - FIFTH COURT-Special Trade Unadjusted Goal is 57.2%

FUND TYPE	TOTAL EXPENDITURES	TOTAL SPENT WITH NON-HUBS	TOTAL SPENT WITH **ADJ HUBS 47.0%	TOTAL SPENT WITH *OTHER HUBS 10.2%	BLACK	**ADJUSTED HUB GOAL 47.0% HISPANIC	ASIAN PACIFIC	*OTHER HUB GOAL 10.2% NATIVE AMERICAN	WOMAN
T	\$5,890	\$5,890/100 %							
N									
S									
-TC									
C	\$5,890	\$5,890/100 %							

225-COURT OF APPEALS - FIFTH COURT-Professional Services Unadjusted Goal is 20.0%

FUND TYPE	TOTAL EXPENDITURES	TOTAL SPENT WITH NON-HUBS	TOTAL SPENT WITH **ADJ HUBS 18.1%	TOTAL SPENT WITH *OTHER HUBS 1.9%	BLACK	**ADJUSTED HUB GOAL 18.1% HISPANIC	WOMAN	*OTHER HUB GOAL 1.9% ASIAN PACIFIC	NATIVE AMERICAN
T									
N									
S									
-TC									
C									

225-COURT OF APPEALS - FIFTH COURT-Other Services Unadjusted Goal is 33.0%

FUND TYPE	TOTAL EXPENDITURES	TOTAL SPENT WITH NON-HUBS	TOTAL SPENT WITH **ADJ HUBS 33.0%	ASIAN PACIFIC	**ADJUSTED HUB GOAL 33.0% BLACK	HISPANIC	NATIVE AMERICAN	WOMAN
T	\$25,759	\$25,734/99.9%	\$25/.097%					\$25/.097%
N								
S								
-TC								
C	\$25,759	\$25,734/99.9%	\$25/.097%					\$25/.097%

225-COURT OF APPEALS - FIFTH COURT-Commodity Purchasing Unadjusted Goal is 12.6%

FUND TYPE	TOTAL EXPENDITURES	TOTAL SPENT WITH NON-HUBS	TOTAL SPENT WITH **ADJ HUBS 11.5%	TOTAL SPENT WITH *OTHER HUBS 1.1%	BLACK	**ADJUSTED HUB GOAL 11.5% HISPANIC	WOMAN	*OTHER HUB GOAL 1.1% ASIAN PACIFIC	NATIVE AMERICAN
T	\$41,288	\$36,449/88.2%	\$3,393/8.21%	\$1,445/3.50%	\$150/.365%		\$3,242/7.85%	\$1,445/3.50%	
N									
S									
-TC									
C	\$41,288	\$36,449/88.2%	\$3,393/8.21%	\$1,445/3.50%	\$150/.365%		\$3,242/7.85%	\$1,445/3.50%	

DB = DEBIT (NEGATIVE AMOUNT) * = OTHER HUBS ** = ADJUSTED HUBS *** = DOLLARS REPORTED BUT NOT SHOWN IN THESE COLUMNS. SEE COVER LETTER PARA. 4
T=TREASURY, N=NON-TREASURY, S=SUBCONTRACTOR FUNDS & PROCUREMENT CARD HUB PURCHASES, TC=TERM CONTRACT, C=CONSOLIDATED. SEE PAGE 4 OF HUB REPORT FOR FUND TYPE DESCRIPTION.

226-COURT OF APPEALS - SIXTH COURT-Heavy Construction Unadjusted Goal is 11.9%

FUND TYPE	TOTAL EXPENDITURES	TOTAL SPENT WITH NON-HUBS AMOUNT/%	TOTAL SPENT WITH **ADJ. HUBS 8.6% AMOUNT/%	TOTAL SPENT WITH *OTHER HUBS 5.3% AMOUNT/%	ASIAN PACIFIC AMOUNT/%	**ADJUSTED HUB GOAL 6.6% BLACK AMOUNT/%	HISPANIC AMOUNT/%	NATIVE AMERICAN AMOUNT/%	*OTHER HUB GOAL 5.3% WOMAN AMOUNT/%
T									
N									
S									
-TC									
C									

226-COURT OF APPEALS - SIXTH COURT-Building Construction Unadjusted Goal is 26.1%

FUND TYPE	TOTAL EXPENDITURES	TOTAL SPENT WITH NON-HUBS	TOTAL SPENT WITH **ADJ. HUBS 25.1%	TOTAL SPENT WITH *OTHER HUBS 1.0%	BLACK	**ADJUSTED HUB GOAL 25.1% HISPANIC	WOMAN	*OTHER HUB GOAL 1.0% ASIAN PACIFIC	NATIVE AMERICAN
T									
N									
S									
-TC									
C									

226-COURT OF APPEALS - SIXTH COURT-Special Trade Unadjusted Goal is 57.2%

FUND TYPE	TOTAL EXPENDITURES	TOTAL SPENT WITH NON-HUBS	TOTAL SPENT WITH **ADJ. HUBS 47.0%	TOTAL SPENT WITH *OTHER HUBS 10.2%	BLACK	**ADJUSTED HUB GOAL 47.0% HISPANIC	ASIAN PACIFIC	*OTHER HUB GOAL 10.2% NATIVE AMERICAN	WOMAN
T									
N									
S									
-TC									
C									

226-COURT OF APPEALS - SIXTH COURT-Professional Services Unadjusted Goal is 20.0%

FUND TYPE	TOTAL EXPENDITURES	TOTAL SPENT WITH NON-HUBS	TOTAL SPENT WITH **ADJ. HUBS 18.1%	TOTAL SPENT WITH *OTHER HUBS 1.9%	BLACK	**ADJUSTED HUB GOAL 18.1% HISPANIC	WOMAN	*OTHER HUB GOAL 1.9% ASIAN PACIFIC	NATIVE AMERICAN
T									
N									
S									
-TC									
C									

226-COURT OF APPEALS - SIXTH COURT-Other Services Unadjusted Goal is 33.0%

FUND TYPE	TOTAL EXPENDITURES	TOTAL SPENT WITH NON-HUBS	TOTAL SPENT WITH **ADJ. HUBS 33.0%	ASIAN PACIFIC	BLACK	**ADJUSTED HUB GOAL 33.0% HISPANIC	NATIVE AMERICAN	WOMAN
T	\$19,254	\$19,254/100 %						
N								
S								
-TC								
C	\$19,254	\$19,254/100 %						

226-COURT OF APPEALS - SIXTH COURT-Commodity Purchasing Unadjusted Goal is 12.6%

FUND TYPE	TOTAL EXPENDITURES	TOTAL SPENT WITH NON-HUBS	TOTAL SPENT WITH **ADJ. HUBS 11.5%	TOTAL SPENT WITH *OTHER HUBS 1.1%	BLACK	**ADJUSTED HUB GOAL 11.5% HISPANIC	WOMAN	*OTHER HUB GOAL 1.1% ASIAN PACIFIC	NATIVE AMERICAN
T	\$9,077	\$2,836/31.2%	\$2,744/30.2%	\$3,497/38.5%			\$2,744/30.2%	\$3,497/38.5%	
N									
S									
-TC	\$964	\$964/100 %							
C	\$8,113	\$1,872/23.0%	\$2,744/33.8%	\$3,497/43.1%			\$2,744/33.8%	\$3,497/43.1%	

DB = DEBIT (NEGATIVE AMOUNT) * = OTHER HUBS ** = ADJUSTED HUBS *** = DOLLARS REPORTED BUT NOT SHOWN IN THESE COLUMNS. SEE COVER LETTER PARA. 4
T-TREASURY, N=NON-TREASURY, S-SUBCONTRACTOR FUNDS & PROCUREMENT CARD HUB PURCHASES, TC-TERM CONTRACT, C-CONSOLIDATED. SEE PAGE 4 OF HUB REPORT FOR FUND TYPE DESCRIPTION.

227-COURT OF APPEALS - SEVENTH COURT-Heavy Construction Unadjusted Goal is 11.9%

FUND TYPE	TOTAL EXPENDITURES	TOTAL SPENT WITH NON-HUBS AMOUNT/%	TOTAL SPENT WITH **ADJ. HUBS 6.6% AMOUNT/%	TOTAL SPENT WITH *OTHER HUBS 5.3% AMOUNT/%	ASIAN PACIFIC AMOUNT/%	**ADJUSTED HUB GOAL 6.6% BLACK AMOUNT/%	HISPANIC AMOUNT/%	NATIVE AMERICAN AMOUNT/%	*OTHER HUB GOAL 5.3% WOMAN AMOUNT/%
-----------	--------------------	------------------------------------	--	--	------------------------	--	-------------------	--------------------------	--

T
N
S
-TC

C

227-COURT OF APPEALS - SEVENTH COURT-Building Construction Unadjusted Goal is 26.1%

FUND TYPE	TOTAL EXPENDITURES	TOTAL SPENT WITH NON-HUBS	TOTAL SPENT WITH **ADJ. HUBS 25.1%	TOTAL SPENT WITH *OTHER HUBS 1.0%	BLACK	**ADJUSTED HUB GOAL 25.1% HISPANIC	WOMAN	*OTHER HUB GOAL 1.0% ASIAN PACIFIC	NATIVE AMERICAN
-----------	--------------------	---------------------------	------------------------------------	-----------------------------------	-------	---------------------------------------	-------	---------------------------------------	-----------------

T
N
S
-TC

C

227-COURT OF APPEALS - SEVENTH COURT-Special Trade Unadjusted Goal is 57.2%

FUND TYPE	TOTAL EXPENDITURES	TOTAL SPENT WITH NON-HUBS	TOTAL SPENT WITH **ADJ. HUBS 47.0%	TOTAL SPENT WITH *OTHER HUBS 10.2%	BLACK	**ADJUSTED HUB GOAL 47.0% HISPANIC	ASIAN PACIFIC	*OTHER HUB GOAL 10.2% NATIVE AMERICAN	WOMAN
-----------	--------------------	---------------------------	------------------------------------	------------------------------------	-------	---------------------------------------	---------------	--	-------

T
N
S
-TC

C

227-COURT OF APPEALS - SEVENTH COURT-Professional Services Unadjusted Goal is 20.0%

FUND TYPE	TOTAL EXPENDITURES	TOTAL SPENT WITH NON-HUBS	TOTAL SPENT WITH **ADJ. HUBS 18.1%	TOTAL SPENT WITH *OTHER HUBS 1.8%	BLACK	**ADJUSTED HUB GOAL 18.1% HISPANIC	WOMAN	*OTHER HUB GOAL 1.9% ASIAN PACIFIC	NATIVE AMERICAN
-----------	--------------------	---------------------------	------------------------------------	-----------------------------------	-------	---------------------------------------	-------	---------------------------------------	-----------------

T
N
S
-TC

C

227-COURT OF APPEALS - SEVENTH COURT-Other Services Unadjusted Goal is 33.0%

FUND TYPE	TOTAL EXPENDITURES	TOTAL SPENT WITH NON-HUBS	TOTAL SPENT WITH **ADJ. HUBS 33.0%	ASIAN PACIFIC	**ADJUSTED HUB GOAL 33.0% BLACK	HISPANIC	NATIVE AMERICAN	WOMAN
-----------	--------------------	---------------------------	------------------------------------	---------------	------------------------------------	----------	-----------------	-------

T
N
S
-TC

C

227-COURT OF APPEALS - SEVENTH COURT-Commodity Purchasing Unadjusted Goal is 12.6%

FUND TYPE	TOTAL EXPENDITURES	TOTAL SPENT WITH NON-HUBS	TOTAL SPENT WITH **ADJ. HUBS 11.5%	TOTAL SPENT WITH *OTHER HUBS 1.1%	BLACK	**ADJUSTED HUB GOAL 11.5% HISPANIC	WOMAN	*OTHER HUB GOAL 1.1% ASIAN PACIFIC	NATIVE AMERICAN
-----------	--------------------	---------------------------	------------------------------------	-----------------------------------	-------	---------------------------------------	-------	---------------------------------------	-----------------

T
N
S
-TC

C

T	\$9,802	\$8,217/83.8%	\$1,585/16.1%						\$1,585/16.1%
N									
S									
-TC	\$620	\$620/100%							
C	\$9,182	\$7,597/82.7%	\$1,585/17.2%						\$1,585/17.2%

T	\$4,715	\$2,333/49.4%	\$2,381/50.5%				\$2,381/50.5%		
N									
S									
-TC	\$1,015	\$399/39.3%	\$616/60.6%				\$616/60.6%		
C	\$3,700	\$1,934/52.2%	\$1,765/47.7%				\$1,765/47.7%		

FUND TYPE	TOTAL EXPENDITURES	TOTAL SPENT WITH NON-HUBS AMOUNT/%	228-COURT OF APPEALS - EIGHTH COURT-Heavy Construction Unadjusted Goal is 11.9%		**ADJUSTED HUB GOAL 6.6%				*OTHER HUB GOAL 5.3%
			TOTAL SPENT WITH **ADJ. HUBS 6.6% AMOUNT/%	TOTAL SPENT WITH *OTHER HUBS 5.3% AMOUNT/%	ASIAN PACIFIC AMOUNT/%	BLACK AMOUNT/%	HISPANIC AMOUNT/%	NATIVE AMERICAN AMOUNT/%	WOMAN AMOUNT/%

T
N
S
-TC

C

FUND TYPE	TOTAL EXPENDITURES	TOTAL SPENT WITH NON-HUBS	228-COURT OF APPEALS - EIGHTH COURT-Building Construction Unadjusted Goal is 26.1%		**ADJUSTED HUB GOAL 25.1%			*OTHER HUB GOAL 1.0%	
			TOTAL SPENT WITH **ADJ. HUBS 25.1%	TOTAL SPENT WITH *OTHER HUBS 1.0%	BLACK	HISPANIC	WOMAN	ASIAN PACIFIC	NATIVE AMERICAN

T
N
S
-TC

C

FUND TYPE	TOTAL EXPENDITURES	TOTAL SPENT WITH NON-HUBS	228-COURT OF APPEALS - EIGHTH COURT-Special Trade Unadjusted Goal is 57.2%		**ADJUSTED HUB GOAL 47.0%		*OTHER HUB GOAL 10.2%		
			TOTAL SPENT WITH **ADJ. HUBS 47.0%	TOTAL SPENT WITH *OTHER HUBS 10.2%	BLACK	HISPANIC	ASIAN PACIFIC	NATIVE AMERICAN	WOMAN

T
N
S
-TC

C

FUND TYPE	TOTAL EXPENDITURES	TOTAL SPENT WITH NON-HUBS	228-COURT OF APPEALS - EIGHTH COURT-Professional Services Unadjusted Goal is 20.0%		**ADJUSTED HUB GOAL 18.1%			*OTHER HUB GOAL 1.9%	
			TOTAL SPENT WITH **ADJ. HUBS 18.1%	TOTAL SPENT WITH *OTHER HUBS 1.9%	BLACK	HISPANIC	WOMAN	ASIAN PACIFIC	NATIVE AMERICAN

T
N
S
-TC

C

FUND TYPE	TOTAL EXPENDITURES	TOTAL SPENT WITH NON-HUBS	228-COURT OF APPEALS - EIGHTH COURT-Other Services Unadjusted Goal is 33.0%		**ADJUSTED HUB GOAL 33.0%				
			TOTAL SPENT WITH **ADJ. HUBS 33.0%	ASIAN PACIFIC	BLACK	HISPANIC	NATIVE AMERICAN	WOMAN	

T
N
S
-TC

C

	\$7,445	\$7,285/97.6%	\$160/2.14%						\$160/2.14%
-TC	\$688	\$688/100%							
C	\$6,756	\$6,596/97.6%	\$160/2.36%						\$160/2.36%

FUND TYPE	TOTAL EXPENDITURES	TOTAL SPENT WITH NON-HUBS	228-COURT OF APPEALS - EIGHTH COURT-Commodity Purchasing Unadjusted Goal is 12.6%		**ADJUSTED HUB GOAL 11.5%			*OTHER HUB GOAL 1.1%	
			TOTAL SPENT WITH **ADJ. HUBS 11.5%	TOTAL SPENT WITH *OTHER HUBS 1.1%	BLACK	HISPANIC	WOMAN	ASIAN PACIFIC	NATIVE AMERICAN

T
N
S
-TC

C

	\$15,674	\$13,991/89.2%	\$1,298/8.28%	\$384/2.45%	\$134/.857%	\$1,163/7.42%		\$384/2.45%
-TC	\$3,065	\$2,476/80.7%	\$589/19.2%			\$589/19.2%		
C	\$12,608	\$11,514/91.3%	\$709/5.62%	\$384/3.05%	\$134/1.06%	\$574/4.55%		\$384/3.05%

DB = DEBIT (NEGATIVE AMOUNT) * = OTHER HUBS ** = ADJUSTED HUBS *** = DOLLARS REPORTED BUT NOT SHOWN IN THESE COLUMNS. SEE COVER LETTER PARA. 4
T-TREASURY, N-NON-TREASURY, S-SUBCONTRACTOR FUNDS & PROCUREMENT CARD HUB PURCHASES, TC-TERM CONTRACT, C-CONSOLIDATED. SEE PAGE 4 OF HUB REPORT FOR FUND TYPE DESCRIPTION.

229-COURT OF APPEALS - NINTH COURT-Heavy Construction Unadjusted Goal is 11.9%

FUND TYPE	TOTAL EXPENDITURES	TOTAL SPENT WITH NON-HUBS AMOUNT/%	TOTAL SPENT WITH **ADJ. HUBS 6.6% AMOUNT/%	TOTAL SPENT WITH *OTHER HUBS 5.3% AMOUNT/%	ASIAN PACIFIC AMOUNT/%	**ADJUSTED HUB GOAL 6.6% BLACK AMOUNT/%	HISPANIC AMOUNT/%	NATIVE AMERICAN AMOUNT/%	*OTHER HUB GOAL 5.3% WOMAN AMOUNT/%
-----------	--------------------	------------------------------------	--	--	------------------------	--	-------------------	--------------------------	--

T
N
S
-TC

C

229-COURT OF APPEALS - NINTH COURT-Building Construction Unadjusted Goal is 26.1%

FUND TYPE	TOTAL EXPENDITURES	TOTAL SPENT WITH NON-HUBS	TOTAL SPENT WITH **ADJ. HUBS 25.1%	TOTAL SPENT WITH *OTHER HUBS 1.0%	BLACK	**ADJUSTED HUB GOAL 26.1% HISPANIC	WOMAN	*OTHER HUB GOAL 1.0% ASIAN PACIFIC	NATIVE AMERICAN
-----------	--------------------	---------------------------	------------------------------------	-----------------------------------	-------	---------------------------------------	-------	---------------------------------------	-----------------

T
N
S
-TC

C

229-COURT OF APPEALS - NINTH COURT-Special Trade Unadjusted Goal is 57.2%

FUND TYPE	TOTAL EXPENDITURES	TOTAL SPENT WITH NON-HUBS	TOTAL SPENT WITH **ADJ. HUBS 47.0%	TOTAL SPENT WITH *OTHER HUBS 10.2%	**ADJUSTED HUB GOAL 47.0% BLACK	HISPANIC	*OTHER HUB GOAL 10.2% ASIAN PACIFIC	NATIVE AMERICAN	WOMAN
-----------	--------------------	---------------------------	------------------------------------	------------------------------------	------------------------------------	----------	--	-----------------	-------

T
N
S
-TC

C

229-COURT OF APPEALS - NINTH COURT-Professional Services Unadjusted Goal is 20.0%

FUND TYPE	TOTAL EXPENDITURES	TOTAL SPENT WITH NON-HUBS	TOTAL SPENT WITH **ADJ. HUBS 18.1%	TOTAL SPENT WITH *OTHER HUBS 1.9%	BLACK	**ADJUSTED HUB GOAL 18.1% HISPANIC	WOMAN	*OTHER HUB GOAL 1.9% ASIAN PACIFIC	NATIVE AMERICAN
-----------	--------------------	---------------------------	------------------------------------	-----------------------------------	-------	---------------------------------------	-------	---------------------------------------	-----------------

T
N
S
-TC

C

229-COURT OF APPEALS - NINTH COURT-Other Services Unadjusted Goal is 33.0%

FUND TYPE	TOTAL EXPENDITURES	TOTAL SPENT WITH NON-HUBS	TOTAL SPENT WITH **ADJ. HUBS 33.0%	ASIAN PACIFIC	**ADJUSTED HUB GOAL 33.0% BLACK	HISPANIC	NATIVE AMERICAN	WOMAN
-----------	--------------------	---------------------------	------------------------------------	---------------	------------------------------------	----------	-----------------	-------

T
N
S
-TC

C

229-COURT OF APPEALS - NINTH COURT-Commodity Purchasing Unadjusted Goal is 12.6%

FUND TYPE	TOTAL EXPENDITURES	TOTAL SPENT WITH NON-HUBS	TOTAL SPENT WITH **ADJ. HUBS 11.5%	TOTAL SPENT WITH *OTHER HUBS 1.1%	BLACK	**ADJUSTED HUB GOAL 11.5% HISPANIC	WOMAN	*OTHER HUB GOAL 1.1% ASIAN PACIFIC	NATIVE AMERICAN
-----------	--------------------	---------------------------	------------------------------------	-----------------------------------	-------	---------------------------------------	-------	---------------------------------------	-----------------

T
N
S
-TC

C

DB = DEBIT (NEGATIVE AMOUNT) * = OTHER HUBS ** = ADJUSTED HUBS *** = DOLLARS REPORTED BUT NOT SHOWN IN THESE COLUMNS. SEE COVER LETTER PARA. 4
T=TREASURY, N=NON-TREASURY, S=SUBCONTRACTOR FUNDS & PROCUREMENT CARD HUB PURCHASES, TC=TERM CONTRACT, C=CONSOLIDATED. SEE PAGE 4 OF HUB REPORT FOR FUND TYPE DESCRIPTION.

230-COURT OF APPEALS - TENTH COURT-Heavy Construction Unadjusted Goal is 11.9%

FUND TYPE	TOTAL EXPENDITURES	TOTAL SPENT WITH NON-HUBS AMOUNT/%	TOTAL SPENT WITH **ADJ. HUBS 8.6% AMOUNT/%	TOTAL SPENT WITH *OTHER HUBS 5.3% AMOUNT/%	ASIAN PACIFIC AMOUNT/%	BLACK AMOUNT/%	HISPANIC AMOUNT/%	NATIVE AMERICAN AMOUNT/%	*OTHER HUB GOAL 5.3% WOMAN AMOUNT/%
T									
N									
S									
-TC									
C									

230-COURT OF APPEALS - TENTH COURT-Building Construction Unadjusted Goal is 26.1%

FUND TYPE	TOTAL EXPENDITURES	TOTAL SPENT WITH NON-HUBS	TOTAL SPENT WITH **ADJ. HUBS 25.1%	TOTAL SPENT WITH *OTHER HUBS 1.0%	BLACK	HISPANIC	WOMAN	*OTHER HUB GOAL 1.0% ASIAN PACIFIC NATIVE AMERICAN
T								
N								
S								
-TC								
C								

230-COURT OF APPEALS - TENTH COURT-Special Trade Unadjusted Goal is 57.2%

FUND TYPE	TOTAL EXPENDITURES	TOTAL SPENT WITH NON-HUBS	TOTAL SPENT WITH **ADJ. HUBS 47.0%	TOTAL SPENT WITH *OTHER HUBS 10.2%	BLACK	HISPANIC	ASIAN PACIFIC	NATIVE AMERICAN	WOMAN
T									
N									
S									
-TC									
C									

230-COURT OF APPEALS - TENTH COURT-Professional Services Unadjusted Goal is 20.0%

FUND TYPE	TOTAL EXPENDITURES	TOTAL SPENT WITH NON-HUBS	TOTAL SPENT WITH **ADJ. HUBS 18.1%	TOTAL SPENT WITH *OTHER HUBS 1.8%	BLACK	HISPANIC	WOMAN	*OTHER HUB GOAL 1.9% ASIAN PACIFIC NATIVE AMERICAN
T								
N								
S								
-TC								
C								

230-COURT OF APPEALS - TENTH COURT-Other Services Unadjusted Goal is 33.0%

FUND TYPE	TOTAL EXPENDITURES	TOTAL SPENT WITH NON-HUBS	TOTAL SPENT WITH **ADJ. HUBS 33.0%	ASIAN PACIFIC	BLACK	HISPANIC	NATIVE AMERICAN	WOMAN
T	\$16,234	\$16,192/99.7%	\$42/.258%					\$42/.258%
N								
S								
-TC								
C	\$16,234	\$16,192/99.7%	\$42/.258%					\$42/.258%

230-COURT OF APPEALS - TENTH COURT-Commodity Purchasing Unadjusted Goal is 12.6%

FUND TYPE	TOTAL EXPENDITURES	TOTAL SPENT WITH NON-HUBS	TOTAL SPENT WITH **ADJ. HUBS 11.5%	TOTAL SPENT WITH *OTHER HUBS 1.1%	BLACK	HISPANIC	WOMAN	*OTHER HUB GOAL 1.1% ASIAN PACIFIC NATIVE AMERICAN
T	\$5,083	\$5,017/98.7%	\$65/1.29%				\$65/1.29%	
N								
S								
-TC								
C	\$5,083	\$5,017/98.7%	\$65/1.29%				\$65/1.29%	

DB = DEBIT (NEGATIVE AMOUNT) * = OTHER HUBS ** = ADJUSTED HUBS *** = DOLLARS REPORTED BUT NOT SHOWN IN THESE COLUMNS. SEE COVER LETTER PARA. 4
T=TREASURY, N=NON-TREASURY, S=SUBCONTRACTOR FUNDS & PROCUREMENT CARD HUB PURCHASES, TC=TERM CONTRACT, C=CONSOLIDATED. SEE PAGE 4 OF HUB REPORT FOR FUND TYPE DESCRIPTION.

231-COURT OF APPEALS - ELEVENTH COURT-Heavy Construction Unadjusted Goal is 11.9%

FUND TYPE	TOTAL EXPENDITURES	TOTAL SPENT WITH NON-HUBS AMOUNT/%	TOTAL SPENT WITH **ADJ. HUBS 6.6% AMOUNT/%	TOTAL SPENT WITH *OTHER HUBS 5.3% AMOUNT/%	ASIAN PACIFIC AMOUNT/%	**ADJUSTED HUB GOAL 6.6% BLACK AMOUNT/%	HISPANIC AMOUNT/%	NATIVE AMERICAN AMOUNT/%	*OTHER HUB GOAL 5.3% WOMAN AMOUNT/%
-----------	--------------------	------------------------------------	--	--	------------------------	--	-------------------	--------------------------	--

T
N
S
-TC

C

231-COURT OF APPEALS - ELEVENTH COURT-Building Construction Unadjusted Goal is 26.1%

FUND TYPE	TOTAL EXPENDITURES	TOTAL SPENT WITH NON-HUBS	TOTAL SPENT WITH **ADJ. HUBS 25.1%	TOTAL SPENT WITH *OTHER HUBS 1.0%	BLACK	**ADJUSTED HUB GOAL 25.1% HISPANIC	WOMAN	*OTHER HUB GOAL 1.0% ASIAN PACIFIC	NATIVE AMERICAN
-----------	--------------------	---------------------------	------------------------------------	-----------------------------------	-------	---------------------------------------	-------	---------------------------------------	-----------------

T
N
S
-TC

C

231-COURT OF APPEALS - ELEVENTH COURT-Special Trade Unadjusted Goal is 57.2%

FUND TYPE	TOTAL EXPENDITURES	TOTAL SPENT WITH NON-HUBS	TOTAL SPENT WITH **ADJ. HUBS 47.0%	TOTAL SPENT WITH *OTHER HUBS 10.2%	BLACK	**ADJUSTED HUB GOAL 47.0% HISPANIC	ASIAN PACIFIC	*OTHER HUB GOAL 10.2% NATIVE AMERICAN	WOMAN
-----------	--------------------	---------------------------	------------------------------------	------------------------------------	-------	---------------------------------------	---------------	--	-------

T
N
S
-TC

C

231-COURT OF APPEALS - ELEVENTH COURT-Professional Services Unadjusted Goal is 20.0%

FUND TYPE	TOTAL EXPENDITURES	TOTAL SPENT WITH NON-HUBS	TOTAL SPENT WITH **ADJ. HUBS 18.1%	TOTAL SPENT WITH *OTHER HUBS 1.9%	BLACK	**ADJUSTED HUB GOAL 18.1% HISPANIC	WOMAN	*OTHER HUB GOAL 1.9% ASIAN PACIFIC	NATIVE AMERICAN
-----------	--------------------	---------------------------	------------------------------------	-----------------------------------	-------	---------------------------------------	-------	---------------------------------------	-----------------

T
N
S
-TC

C

231-COURT OF APPEALS - ELEVENTH COURT-Dther Services Unadjusted Goal is 33.0%

FUND TYPE	TOTAL EXPENDITURES	TOTAL SPENT WITH NON-HUBS	TOTAL SPENT WITH **ADJ. HUBS 33.0%	ASIAN PACIFIC	**ADJUSTED HUB GOAL 33.0% BLACK	HISPANIC	NATIVE AMERICAN	WOMAN
-----------	--------------------	---------------------------	------------------------------------	---------------	------------------------------------	----------	-----------------	-------

T
N
S
-TC

C

231-COURT OF APPEALS - ELEVENTH COURT-Commodity Purchasing Unadjusted Goal is 12.6%

FUND TYPE	TOTAL EXPENDITURES	TOTAL SPENT WITH NON-HUBS	TOTAL SPENT WITH **ADJ. HUBS 11.5%	TOTAL SPENT WITH *OTHER HUBS 1.1%	BLACK	**ADJUSTED HUB GOAL 11.5% HISPANIC	WOMAN	*OTHER HUB GOAL 1.1% ASIAN PACIFIC	NATIVE AMERICAN
-----------	--------------------	---------------------------	------------------------------------	-----------------------------------	-------	---------------------------------------	-------	---------------------------------------	-----------------

T
N
S
-TC

C

DB = DEBIT (NEGATIVE AMOUNT) * = OTHER HUBS ** = ADJUSTED HUBS *** = DOLLARS REPORTED BUT NOT SHOWN IN THESE COLUMNS. SEE COVER LETTER PARA. 4
T-TREASURY, N-NON-TREASURY, S-SUBCONTRACTOR FUNDS & PROCUREMENT CARD HUB PURCHASES, TC-TERM CONTRACT, C-CONSOLIDATED. SEE PAGE 4 OF HUB REPORT FOR FUND TYPE DESCRIPTION.

FUND TYPE	TOTAL EXPENDITURES	TOTAL SPENT WITH NON-HUBS AMOUNT/%	232-COURT OF APPEALS - TWELFTH		COURT-Heavy Construction Unadjusted Goal is 11.9%					*OTHER HUB GOAL 5.3% WOMAN AMOUNT/%
			TOTAL SPENT WITH **ADJ. HUBS 6.6% AMOUNT/%	TOTAL SPENT WITH *OTHER HUBS 5.3% AMOUNT/%	ASIAN PACIFIC AMOUNT/%	BLACK AMOUNT/%	HISPANIC AMOUNT/%	NATIVE AMERICAN AMOUNT/%		

T
N
S
-TC

C

FUND TYPE	TOTAL EXPENDITURES	TOTAL SPENT WITH NON-HUBS	232-COURT OF APPEALS - TWELFTH		COURT-Building Construction Unadjusted Goal is 26.1%			*OTHER HUB GOAL 1.0%	
			TOTAL SPENT WITH **ADJ. HUBS 25.1%	TOTAL SPENT WITH *OTHER HUBS 1.0%	BLACK	HISPANIC	WOMAN	ASIAN PACIFIC	NATIVE AMERICAN

T
N
S
-TC

C

FUND TYPE	TOTAL EXPENDITURES	TOTAL SPENT WITH NON-HUBS	232-COURT OF APPEALS - TWELFTH		COURT-Special Trade Unadjusted Goal is 57.2%				
			TOTAL SPENT WITH **ADJ. HUBS 47.0%	TOTAL SPENT WITH *OTHER HUBS 10.2%	BLACK	HISPANIC	ASIAN PACIFIC	NATIVE AMERICAN	WOMAN

T
N
S
-TC

C

FUND TYPE	TOTAL EXPENDITURES	TOTAL SPENT WITH NON-HUBS	232-COURT OF APPEALS - TWELFTH		COURT-Professional Services Unadjusted Goal is 20.0%			*OTHER HUB GOAL 1.9%	
			TOTAL SPENT WITH **ADJ. HUBS 18.1%	TOTAL SPENT WITH *OTHER HUBS 1.8%	BLACK	HISPANIC	WOMAN	ASIAN PACIFIC	NATIVE AMERICAN

T
N
S
-TC

C

FUND TYPE	TOTAL EXPENDITURES	TOTAL SPENT WITH NON-HUBS	232-COURT OF APPEALS - TWELFTH		COURT-Other Services Unadjusted Goal is 33.0%				
			TOTAL SPENT WITH **ADJ. HUBS 33.0%		ASIAN PACIFIC	BLACK	HISPANIC	NATIVE AMERICAN	WOMAN

T
N
S
-TC

C

FUND TYPE	TOTAL EXPENDITURES	TOTAL SPENT WITH NON-HUBS	232-COURT OF APPEALS - TWELFTH		COURT-Commodity Purchasing Unadjusted Goal is 12.6%			*OTHER HUB GOAL 1.1%	
			TOTAL SPENT WITH **ADJ. HUBS 11.5%	TOTAL SPENT WITH *OTHER HUBS 1.1%	BLACK	HISPANIC	WOMAN	ASIAN PACIFIC	NATIVE AMERICAN

T
N
S
-TC

C

DB = DEBIT (NEGATIVE AMOUNT) * = OTHER HUBS ** = ADJUSTED HUBS *** = DOLLARS REPORTED BUT NOT SHOWN IN THESE COLUMNS. SEE COVER LETTER PARA. 4
T-TREASURY, N=NON-TREASURY, S=SUBCONTRACTOR FUNDS & PROCUREMENT CARD HUB PURCHASES, TC-TERM CONTRACT, C-CONSOLIDATED. SEE PAGE 4 OF HUB REPORT FOR FUND TYPE DESCRIPTION.

233-COURT OF APPEALS - THIRTEENTH COURT-Heavy Construction Unadjusted Goal is 11.9%

FUND TYPE	TOTAL EXPENDITURES	TOTAL SPENT WITH NON-HUBS AMOUNT/%	TOTAL SPENT WITH **ADJ. HUBS 6.6% AMOUNT/%	TOTAL SPENT WITH *OTHER HUBS 5.3% AMOUNT/%	ASIAN PACIFIC AMOUNT/%	**ADJUSTED HUB GOAL 6.6% BLACK AMOUNT/%	HISPANIC AMOUNT/%	NATIVE AMERICAN AMOUNT/%	*OTHER HUB GOAL 5.3% WOMAN AMOUNT/%
T									
N									
S									
-TC									
C									

233-COURT OF APPEALS - THIRTEENTH COURT-Building Construction Unadjusted Goal is 26.1%

FUND TYPE	TOTAL EXPENDITURES	TOTAL SPENT WITH NON-HUBS	TOTAL SPENT WITH **ADJ. HUBS 25.1%	TOTAL SPENT WITH *OTHER HUBS 1.0%	BLACK	**ADJUSTED HUB GOAL 25.1% HISPANIC	WOMAN	*OTHER HUB GOAL 1.0% ASIAN PACIFIC	NATIVE AMERICAN
T									
N									
S									
-TC									
C									

233-COURT OF APPEALS - THIRTEENTH COURT-Special Trade Unadjusted Goal is 57.2%

FUND TYPE	TOTAL EXPENDITURES	TOTAL SPENT WITH NON-HUBS	TOTAL SPENT WITH **ADJ. HUBS 47.0%	TOTAL SPENT WITH *OTHER HUBS 10.2%	BLACK	**ADJUSTED HUB GOAL 47.0% HISPANIC	ASIAN PACIFIC	*OTHER HUB GOAL 10.2% NATIVE AMERICAN	WOMAN
T									
N									
S									
-TC									
C									

233-COURT OF APPEALS - THIRTEENTH COURT-Professional Services Unadjusted Goal is 20.0%

FUND TYPE	TOTAL EXPENDITURES	TOTAL SPENT WITH NON-HUBS	TOTAL SPENT WITH **ADJ. HUBS 18.1%	TOTAL SPENT WITH *OTHER HUBS 1.9%	BLACK	**ADJUSTED HUB GOAL 18.1% HISPANIC	WOMAN	*OTHER HUB GOAL 1.9% ASIAN PACIFIC	NATIVE AMERICAN
T									
N									
S									
-TC									
C									

233-COURT OF APPEALS - THIRTEENTH COURT-Other Services Unadjusted Goal is 33.0%

FUND TYPE	TOTAL EXPENDITURES	TOTAL SPENT WITH NON-HUBS	TOTAL SPENT WITH **ADJ. HUBS 33.0%	ASIAN PACIFIC	**ADJUSTED HUB GOAL 33.0% BLACK	HISPANIC	NATIVE AMERICAN	WOMAN
T	\$15,229	\$15,229/100 %						
N								
S								
-TC								
C	\$15,229	\$15,229/100 %						

233-COURT OF APPEALS - THIRTEENTH COURT-Commodity Purchasing Unadjusted Goal is 12.6%

FUND TYPE	TOTAL EXPENDITURES	TOTAL SPENT WITH NON-HUBS	TOTAL SPENT WITH **ADJ. HUBS 11.5%	TOTAL SPENT WITH *OTHER HUBS 1.1%	BLACK	**ADJUSTED HUB GOAL 11.5% HISPANIC	WOMAN	*OTHER HUB GOAL 1.1% ASIAN PACIFIC	NATIVE AMERICAN
T	\$25,399	\$17,393/68.4 %	\$8,005/31.5 %				\$8,005/31.5 %		
N									
S									
-TC	\$6,158	\$5,337/86.6 %	\$821/13.3 %				\$821/13.3 %		
C	\$19,240	\$12,056/62.6 %	\$7,184/37.3 %				\$7,184/37.3 %		

DB = DEBIT (NEGATIVE AMOUNT) * = OTHER HUBS ** = ADJUSTED HUBS *** = DOLLARS REPORTED BUT NOT SHOWN IN THESE COLUMNS. SEE COVER LETTER PARA. 4
T-TREASURY, N=NON-TREASURY, S=SUBCONTRACTOR FUNDS & PROCUREMENT CARD HUB PURCHASES, TC-TERM CONTRACT, C=CONSOLIDATED. SEE PAGE 4 OF HUB REPORT FOR FUND TYPE DESCRIPTION.

234-COURT OF APPEALS - FOURTEENTH COURT-Heavy Construction Unadjusted Goal is 11.9%

FUND TYPE	TOTAL EXPENDITURES	TOTAL SPENT WITH NON-HUBS AMOUNT/%	TOTAL SPENT WITH **ADJ. HUBS 6.6% AMOUNT/%	TOTAL SPENT WITH *OTHER HUBS 5.3% AMOUNT/%	ASIAN PACIFIC AMOUNT/%	**ADJUSTED HUB GOAL 6.6% BLACK AMOUNT/%	HISPANIC AMOUNT/%	NATIVE AMERICAN AMOUNT/%	*OTHER HUB GOAL 5.3% WOMAN AMOUNT/%
-----------	--------------------	------------------------------------	--	--	------------------------	--	-------------------	--------------------------	--

T
N
S
-TC

C

234-COURT OF APPEALS - FOURTEENTH COURT-Building Construction Unadjusted Goal is 26.1%

FUND TYPE	TOTAL EXPENDITURES	TOTAL SPENT WITH NON-HUBS	TOTAL SPENT WITH **ADJ. HUBS 25.1%	TOTAL SPENT WITH *OTHER HUBS 1.0%	BLACK	**ADJUSTED HUB GOAL 25.1% HISPANIC	WOMAN	*OTHER HUB GOAL 1.0% ASIAN PACIFIC	NATIVE AMERICAN
-----------	--------------------	---------------------------	------------------------------------	-----------------------------------	-------	---------------------------------------	-------	---------------------------------------	-----------------

T
N
S
-TC

C

234-COURT OF APPEALS - FOURTEENTH COURT-Special Trade Unadjusted Goal is 57.2%

FUND TYPE	TOTAL EXPENDITURES	TOTAL SPENT WITH NON-HUBS	TOTAL SPENT WITH **ADJ. HUBS 47.0%	TOTAL SPENT WITH *OTHER HUBS 10.2%	BLACK	**ADJUSTED HUB GOAL 47.0% HISPANIC	ASIAN PACIFIC	*OTHER HUB GOAL 10.2% NATIVE AMERICAN	WOMAN
-----------	--------------------	---------------------------	------------------------------------	------------------------------------	-------	---------------------------------------	---------------	--	-------

T
N
S
-TC

C

234-COURT OF APPEALS - FOURTEENTH COURT-Professional Services Unadjusted Goal is 20.0%

FUND TYPE	TOTAL EXPENDITURES	TOTAL SPENT WITH NON-HUBS	TOTAL SPENT WITH **ADJ. HUBS 18.1%	TOTAL SPENT WITH *OTHER HUBS 1.9%	BLACK	**ADJUSTED HUB GOAL 18.1% HISPANIC	WOMAN	*OTHER HUB GOAL 1.9% ASIAN PACIFIC	NATIVE AMERICAN
-----------	--------------------	---------------------------	------------------------------------	-----------------------------------	-------	---------------------------------------	-------	---------------------------------------	-----------------

T
N
S
-TC

C

234-COURT OF APPEALS - FOURTEENTH COURT-Other Services Unadjusted Goal is 33.0%

FUND TYPE	TOTAL EXPENDITURES	TOTAL SPENT WITH NON-HUBS	TOTAL SPENT WITH **ADJ. HUBS 33.0%	ASIAN PACIFIC	**ADJUSTED HUB GOAL 33.0% BLACK	HISPANIC	NATIVE AMERICAN	WOMAN
-----------	--------------------	---------------------------	------------------------------------	---------------	------------------------------------	----------	-----------------	-------

T
N
S
-TC

C

234-COURT OF APPEALS - FOURTEENTH COURT-Commodity Purchasing Unadjusted Goal is 12.6%

FUND TYPE	TOTAL EXPENDITURES	TOTAL SPENT WITH NON-HUBS	TOTAL SPENT WITH **ADJ. HUBS 11.5%	TOTAL SPENT WITH *OTHER HUBS 1.1%	BLACK	**ADJUSTED HUB GOAL 11.5% HISPANIC	WOMAN	*OTHER HUB GOAL 1.1% ASIAN PACIFIC	NATIVE AMERICAN
-----------	--------------------	---------------------------	------------------------------------	-----------------------------------	-------	---------------------------------------	-------	---------------------------------------	-----------------

T
N
S
-TC

C

DB = DEBIT (NEGATIVE AMOUNT) * = OTHER HUBS ** = ADJUSTED HUBS *** = DOLLARS REPORTED BUT NOT SHOWN IN THESE COLUMNS. SEE COVER LETTER PARA. 4
T=TREASURY, N=NON-TREASURY, S=SUBCONTRACTOR FUNDS & PROCUREMENT CARD HUB PURCHASES, TC=TERM CONTRACT, C=CONSOLIDATED. SEE PAGE 4 OF HUB REPORT FOR FUND TYPE DESCRIPTION.

242-COMMISSION ON JUDICIAL CONDUCT-Heavy Construction Unadjusted Goal is 11.9%

FUND TYPE	TOTAL EXPENDITURES	TOTAL SPENT WITH NON-HUBS AMOUNT/%	TOTAL SPENT WITH **ADJ. HUBS 6.6% AMOUNT/%	TOTAL SPENT WITH *OTHER HUBS 5.3% AMOUNT/%	ASIAN PACIFIC AMOUNT/%	**ADJUSTED HUB GOAL 6.6% BLACK AMOUNT/%	HISPANIC AMOUNT/%	NATIVE AMERICAN AMOUNT/%	*OTHER HUB GOAL 5.3% WOMAN AMOUNT/%
T									
N									
S									
-TC									
C									

242-COMMISSION ON JUDICIAL CONDUCT-Building Construction Unadjusted Goal is 26.1%

FUND TYPE	TOTAL EXPENDITURES	TOTAL SPENT WITH NON-HUBS	TOTAL SPENT WITH **ADJ. HUBS 25.1%	TOTAL SPENT WITH *OTHER HUBS 1.0%	BLACK	**ADJUSTED HUB GOAL 25.1% HISPANIC	WOMAN	*OTHER HUB GOAL 1.0% ASIAN PACIFIC	NATIVE AMERICAN
T									
N									
S									
-TC									
C									

242-COMMISSION ON JUDICIAL CONDUCT-Special Trade Unadjusted Goal is 57.2%

FUND TYPE	TOTAL EXPENDITURES	TOTAL SPENT WITH NON-HUBS	TOTAL SPENT WITH **ADJ. HUBS 47.0%	TOTAL SPENT WITH *OTHER HUBS 10.2%	BLACK	**ADJUSTED HUB GOAL 47.0% HISPANIC	ASIAN PACIFIC	NATIVE AMERICAN	WOMAN
T									
N									
S									
-TC									
C									

242-COMMISSION ON JUDICIAL CONDUCT-Professional Services Unadjusted Goal is 20.0%

FUND TYPE	TOTAL EXPENDITURES	TOTAL SPENT WITH NON-HUBS	TOTAL SPENT WITH **ADJ. HUBS 18.1%	TOTAL SPENT WITH *OTHER HUBS 1.9%	BLACK	**ADJUSTED HUB GOAL 18.1% HISPANIC	WOMAN	*OTHER HUB GOAL 1.9% ASIAN PACIFIC	NATIVE AMERICAN
T	\$2,981	\$2,981/100 %							
N									
S									
-TC									
C	\$2,981	\$2,981/100 %							

242-COMMISSION ON JUDICIAL CONDUCT-Other Services Unadjusted Goal is 33.0%

FUND TYPE	TOTAL EXPENDITURES	TOTAL SPENT WITH NON-HUBS	TOTAL SPENT WITH **ADJ. HUBS 33.0%	TOTAL SPENT WITH *OTHER HUBS 1.1%	ASIAN PACIFIC	**ADJUSTED HUB GOAL 33.0% BLACK	HISPANIC	NATIVE AMERICAN	WOMAN
T	\$5,085	\$845/16.6%	\$4,239/83.3%		\$692/13.6%			\$3,527/69.3%	\$19/.386%
N									
S									
-TC	\$449	\$429/95.6%	\$19/4.37%						\$19/4.37%
C	\$4,636	\$416/8.97%	\$4,219/91.0%		\$692/14.9%			\$3,527/76.0%	

242-COMMISSION ON JUDICIAL CONDUCT-Commodity Purchasing Unadjusted Goal is 12.6%

FUND TYPE	TOTAL EXPENDITURES	TOTAL SPENT WITH NON-HUBS	TOTAL SPENT WITH **ADJ. HUBS 11.5%	TOTAL SPENT WITH *OTHER HUBS 1.1%	BLACK	**ADJUSTED HUB GOAL 11.5% HISPANIC	WOMAN	*OTHER HUB GOAL 1.1% ASIAN PACIFIC	NATIVE AMERICAN
T	\$8,066	\$6,231/77.2%	\$57/.717%	\$1,777/22.0%	\$10/.129%		\$47/.588%	\$222/2.75%	\$1,555/19.2%
N									
S									
-TC	\$595	\$595/100 %							
C	\$7,471	\$5,635/75.4%	\$57/.775%	\$1,777/23.7%	\$10/.139%		\$47/.635%	\$222/2.97%	\$1,555/20.8%

DB = DEBIT (NEGATIVE AMOUNT) * = OTHER HUBS ** = ADJUSTED HUBS *** = DOLLARS REPORTED BUT NOT SHOWN IN THESE COLUMNS. SEE COVER LETTER PARA. 4
T-TREASURY, N=NON-TREASURY, S=SUBCONTRACTOR FUNDS & PROCUREMENT CARD HUB PURCHASES, TC=TERM CONTRACT, C=CONSOLIDATED. SEE PAGE 4 OF HUB REPORT FOR FUND TYPE DESCRIPTION.

243-STATE LAW LIBRARY-Heavy Construction Unadjusted Goal is 11.9%

FUND TYPE	TOTAL EXPENDITURES	TOTAL SPENT WITH NON-HUBS AMOUNT/%	TOTAL SPENT WITH **ADJ. HUBS 6.6% AMOUNT/%	TOTAL SPENT WITH *OTHER HUBS 5.3% AMOUNT/%	ASIAN PACIFIC AMOUNT/%	BLACK AMOUNT/%	HISPANIC AMOUNT/%	NATIVE AMERICAN AMOUNT/%	*OTHER HUB GOAL 5.3% WOMAN AMOUNT/%
-----------	--------------------	------------------------------------	--	--	------------------------	----------------	-------------------	--------------------------	-------------------------------------

T
N
S
-TC

C

243-STATE LAW LIBRARY-Building Construction Unadjusted Goal is 26.1%

FUND TYPE	TOTAL EXPENDITURES	TOTAL SPENT WITH NON-HUBS	TOTAL SPENT WITH **ADJ. HUBS 25.1%	TOTAL SPENT WITH *OTHER HUBS 1.0%	BLACK	HISPANIC	WOMAN	ASIAN PACIFIC	NATIVE AMERICAN
-----------	--------------------	---------------------------	------------------------------------	-----------------------------------	-------	----------	-------	---------------	-----------------

T
N
S
-TC

C

243-STATE LAW LIBRARY-Special Trade Unadjusted Goal is 57.2%

FUND TYPE	TOTAL EXPENDITURES	TOTAL SPENT WITH NON-HUBS	TOTAL SPENT WITH **ADJ. HUBS 47.0%	TOTAL SPENT WITH *OTHER HUBS 10.2%	BLACK	HISPANIC	ASIAN PACIFIC	NATIVE AMERICAN	WOMAN
-----------	--------------------	---------------------------	------------------------------------	------------------------------------	-------	----------	---------------	-----------------	-------

T
N
S
-TC

C

243-STATE LAW LIBRARY-Professional Services Unadjusted Goal is 20.0%

FUND TYPE	TOTAL EXPENDITURES	TOTAL SPENT WITH NON-HUBS	TOTAL SPENT WITH **ADJ. HUBS 18.1%	TOTAL SPENT WITH *OTHER HUBS 1.9%	BLACK	HISPANIC	WOMAN	ASIAN PACIFIC	NATIVE AMERICAN
-----------	--------------------	---------------------------	------------------------------------	-----------------------------------	-------	----------	-------	---------------	-----------------

T
N
S
-TC

C

243-STATE LAW LIBRARY-Other Services Unadjusted Goal is 33.0%

FUND TYPE	TOTAL EXPENDITURES	TOTAL SPENT WITH NON-HUBS	TOTAL SPENT WITH **ADJ. HUBS 33.0%	ASIAN PACIFIC	BLACK	HISPANIC	NATIVE AMERICAN	WOMAN
-----------	--------------------	---------------------------	------------------------------------	---------------	-------	----------	-----------------	-------

T
N
S
-TC

C

243-STATE LAW LIBRARY-Commodity Purchasing Unadjusted Goal is 12.6%

FUND TYPE	TOTAL EXPENDITURES	TOTAL SPENT WITH NON-HUBS	TOTAL SPENT WITH **ADJ. HUBS 11.5%	TOTAL SPENT WITH *OTHER HUBS 1.1%	BLACK	HISPANIC	WOMAN	ASIAN PACIFIC	NATIVE AMERICAN
-----------	--------------------	---------------------------	------------------------------------	-----------------------------------	-------	----------	-------	---------------	-----------------

T
N
S
-TC

C

DB = DEBIT (NEGATIVE AMOUNT) * = OTHER HUBS ** = ADJUSTED HUBS *** = DOLLARS REPORTED BUT NOT SHOWN IN THESE COLUMNS. SEE COVER LETTER PARA. 4
T-TREASURY, N=NON-TREASURY, S-SUBCONTRACTOR FUNDS & PROCUREMENT CARD HUB PURCHASES, TC=TERM CONTRACT, C=CONSOLIDATED. SEE PAGE 4 OF HUB REPORT FOR FUND TYPE DESCRIPTION.

FUND TYPE	TOTAL EXPENDITURES	TOTAL SPENT WITH NON-HUBS AMOUNT/%	300-OFFICE OF THE GOVERNOR - FISCAL-Heavy Construction Unadjusted Goal is 11.9%		**ADJUSTED HUB GOAL 6.6%				*OTHER HUB GOAL 5.3% WOMAN AMOUNT/%
			TOTAL SPENT WITH **ADJ. HUBS 8.6% AMOUNT/%	TOTAL SPENT WITH *OTHER HUBS 5.3% AMOUNT/%	ASIAN PACIFIC AMOUNT/%	BLACK AMOUNT/%	HISPANIC AMOUNT/%	NATIVE AMERICAN AMOUNT/%	

T
N
S
-TC

C

FUND TYPE	TOTAL EXPENDITURES	TOTAL SPENT WITH NON-HUBS	300-OFFICE OF THE GOVERNOR - FISCAL-Building Construction Unadjusted Goal is 26.1%		**ADJUSTED HUB GOAL 25.1%			*OTHER HUB GOAL 1.0%	
			TOTAL SPENT WITH **ADJ. HUBS 25.1%	TOTAL SPENT WITH *OTHER HUBS 1.0%	BLACK	HISPANIC	WOMAN	ASIAN PACIFIC	NATIVE AMERICAN

T
N
S
-TC

C

FUND TYPE	TOTAL EXPENDITURES	TOTAL SPENT WITH NON-HUBS	300-OFFICE OF THE GOVERNOR - FISCAL-Special Trade Unadjusted Goal is 57.2%		**ADJUSTED HUB GOAL 47.0%		*OTHER HUB GOAL 10.2%		
			TOTAL SPENT WITH **ADJ. HUBS 47.0%	TOTAL SPENT WITH *OTHER HUBS 10.2%	BLACK	HISPANIC	ASIAN PACIFIC	NATIVE AMERICAN	WOMAN

T
N
S
-TC

C

FUND TYPE	TOTAL EXPENDITURES	TOTAL SPENT WITH NON-HUBS	300-OFFICE OF THE GOVERNOR - FISCAL-Professional Services Unadjusted Goal is 20.0%		**ADJUSTED HUB GOAL 18.1%			*OTHER HUB GOAL 1.9%	
			TOTAL SPENT WITH **ADJ. HUBS 18.1%	TOTAL SPENT WITH *OTHER HUBS 1.9%	BLACK	HISPANIC	WOMAN	ASIAN PACIFIC	NATIVE AMERICAN

T
N
S
-TC

C

FUND TYPE	TOTAL EXPENDITURES	TOTAL SPENT WITH NON-HUBS	300-OFFICE OF THE GOVERNOR - FISCAL-Other Services Unadjusted Goal is 33.0%		**ADJUSTED HUB GOAL 33.0%				
			TOTAL SPENT WITH **ADJ. HUBS 33.0%	TOTAL SPENT WITH *OTHER HUBS 1.1%	ASIAN PACIFIC	BLACK	HISPANIC	NATIVE AMERICAN	WOMAN
T	\$525,655	\$513,216/97.6%	\$12,438/2.36%				\$5,734/1.09%		\$6,704/1.27%
N									
S									
-TC	\$3,475	\$3,205/92.2%	\$270/7.77%						\$270/7.77%
C	\$522,180	\$510,011/97.6%	\$12,168/2.33%				\$5,734/1.09%		\$6,434/1.23%

T
N
S
-TC

C

FUND TYPE	TOTAL EXPENDITURES	TOTAL SPENT WITH NON-HUBS	300-OFFICE OF THE GOVERNOR - FISCAL-Commodity Purchasing Unadjusted Goal is 12.6%		**ADJUSTED HUB GOAL 11.5%			*OTHER HUB GOAL 1.1%	
			TOTAL SPENT WITH **ADJ. HUBS 11.5%	TOTAL SPENT WITH *OTHER HUBS 1.1%	BLACK	HISPANIC	WOMAN	ASIAN PACIFIC	NATIVE AMERICAN
T	\$50,622	\$43,248/85.4%	\$5,254/10.3%		\$4,917/9.71%	\$337/.665%		\$2,119/4.18%	
N									
S									
-TC	\$16,587	\$16,587/100%							
C	\$34,035	\$26,660/78.3%	\$5,254/15.4%		\$4,917/14.4%	\$337/.990%		\$2,119/6.22%	

DB = DEBIT (NEGATIVE AMOUNT) * = OTHER HUBS ** = ADJUSTED HUBS *** = DOLLARS REPORTED BUT NOT SHOWN IN THESE COLUMNS. SEE COVER LETTER PARA. 4
T-TREASURY, N-NON-TREASURY, S-SUBCONTRACTOR FUNDS & PROCUREMENT CARD HUB PURCHASES, TC-TERM CONTRACT, C-CONSOLIDATED. SEE PAGE 4 OF HUB REPORT FOR FUND TYPE DESCRIPTION.

301-OFFICE OF THE GOVERNOR - EXECUTIVE-Heavy Construction Unadjusted Goal is 11.9%

FUND TYPE	TOTAL EXPENDITURES	TOTAL SPENT WITH NON-HUBS AMOUNT/%	TOTAL SPENT WITH **ADJ. HUBS 6.6% AMOUNT/%	TOTAL SPENT WITH *OTHER HUBS 5.3% AMOUNT/%	ASIAN PACIFIC AMOUNT/%	**ADJUSTED HUB GOAL 6.6% BLACK AMOUNT/%	HISPANIC AMOUNT/%	NATIVE AMERICAN AMOUNT/%	*OTHER HUB GOAL 5.3% WOMAN AMOUNT/%
-----------	--------------------	------------------------------------	--	--	------------------------	--	-------------------	--------------------------	--

T
N
S
-TC

C

301-OFFICE OF THE GOVERNOR - EXECUTIVE-Building Construction Unadjusted Goal is 26.1%

FUND TYPE	TOTAL EXPENDITURES	TOTAL SPENT WITH NON-HUBS	TOTAL SPENT WITH **ADJ. HUBS 25.1%	TOTAL SPENT WITH *OTHER HUBS 1.0%	BLACK	**ADJUSTED HUB GOAL 25.1% HISPANIC	WOMAN	*OTHER HUB GOAL 1.0% ASIAN PACIFIC	NATIVE AMERICAN
-----------	--------------------	---------------------------	------------------------------------	-----------------------------------	-------	---------------------------------------	-------	---------------------------------------	-----------------

T
N
S
-TC

C

301-OFFICE OF THE GOVERNOR - EXECUTIVE-Special Trade Unadjusted Goal is 57.2%

FUND TYPE	TOTAL EXPENDITURES	TOTAL SPENT WITH NON-HUBS	TOTAL SPENT WITH **ADJ. HUBS 47.0%	TOTAL SPENT WITH *OTHER HUBS 10.2%	BLACK	**ADJUSTED HUB GOAL 47.0% HISPANIC	ASIAN PACIFIC	*OTHER HUB GOAL 10.2% NATIVE AMERICAN	WOMAN
-----------	--------------------	---------------------------	------------------------------------	------------------------------------	-------	---------------------------------------	---------------	--	-------

T
N
S
-TC

C

301-OFFICE OF THE GOVERNOR - EXECUTIVE-Professional Services Unadjusted Goal is 20.0%

FUND TYPE	TOTAL EXPENDITURES	TOTAL SPENT WITH NON-HUBS	TOTAL SPENT WITH **ADJ. HUBS 18.1%	TOTAL SPENT WITH *OTHER HUBS 1.9%	BLACK	**ADJUSTED HUB GOAL 18.1% HISPANIC	WOMAN	*OTHER HUB GOAL 1.9% ASIAN PACIFIC	NATIVE AMERICAN
-----------	--------------------	---------------------------	------------------------------------	-----------------------------------	-------	---------------------------------------	-------	---------------------------------------	-----------------

T
N
S
-TC

C

301-OFFICE OF THE GOVERNOR - EXECUTIVE-Other Services Unadjusted Goal is 33.0%

FUND TYPE	TOTAL EXPENDITURES	TOTAL SPENT WITH NON-HUBS	TOTAL SPENT WITH **ADJ. HUBS 33.0%	ASIAN PACIFIC	BLACK	**ADJUSTED HUB GOAL 33.0% HISPANIC	NATIVE AMERICAN	WOMAN
-----------	--------------------	---------------------------	------------------------------------	---------------	-------	---------------------------------------	-----------------	-------

T
N
S
-TC

C

301-OFFICE OF THE GOVERNOR - EXECUTIVE-Commodity Purchasing Unadjusted Goal is 12.6%

FUND TYPE	TOTAL EXPENDITURES	TOTAL SPENT WITH NON-HUBS	TOTAL SPENT WITH **ADJ. HUBS 11.5%	TOTAL SPENT WITH *OTHER HUBS 1.1%	BLACK	**ADJUSTED HUB GOAL 11.5% HISPANIC	WOMAN	*OTHER HUB GOAL 1.1% ASIAN PACIFIC	NATIVE AMERICAN
-----------	--------------------	---------------------------	------------------------------------	-----------------------------------	-------	---------------------------------------	-------	---------------------------------------	-----------------

T
N
S
-TC

C

DB = DEBIT (NEGATIVE AMOUNT) * = OTHER HUBS ** = ADJUSTED HUBS *** = DOLLARS REPORTED BUT NOT SHOWN IN THESE COLUMNS. SEE COVER LETTER PARA. 4
T-TREASURY, N-NON-TREASURY, S-SUBCONTRACTOR FUNDS & PROCUREMENT CARD HUB PURCHASES, TC-TERM CONTRACT, C-CONSOLIDATED. SEE PAGE 4 OF HUB REPORT FOR FUND TYPE DESCRIPTION.

302-OFFICE OF THE ATTORNEY GENERAL-Heavy Construction Unadjusted Goal is 11.9%

FUND TYPE	TOTAL EXPENDITURES	TOTAL SPENT WITH NON-HUBS AMOUNT/%	TOTAL SPENT WITH **ADJ. HUBS 6.6% AMOUNT/%	TOTAL SPENT WITH *OTHER HUBS 5.3% AMOUNT/%	ASIAN PACIFIC AMOUNT/%	**ADJUSTED HUB GOAL 6.6% BLACK AMOUNT/%	HISPANIC AMOUNT/%	NATIVE AMERICAN AMOUNT/%	*OTHER HUB GOAL 5.3% WOMAN AMOUNT/%
-----------	--------------------	------------------------------------	--	--	------------------------	--	-------------------	--------------------------	--

T
N
S
-TC

C

302-OFFICE OF THE ATTORNEY GENERAL-Building Construction Unadjusted Goal is 26.1%

FUND TYPE	TOTAL EXPENDITURES	TOTAL SPENT WITH NON-HUBS	TOTAL SPENT WITH **ADJ. HUBS 25.1%	TOTAL SPENT WITH *OTHER HUBS 1.0%	BLACK	**ADJUSTED HUB GOAL 25.1% HISPANIC	WOMAN	*OTHER HUB GOAL 1.0% ASIAN PACIFIC	NATIVE AMERICAN
-----------	--------------------	---------------------------	------------------------------------	-----------------------------------	-------	---------------------------------------	-------	---------------------------------------	-----------------

T
N
S
-TC

C

302-OFFICE OF THE ATTORNEY GENERAL-Special Trade Unadjusted Goal is 57.2%

FUND TYPE	TOTAL EXPENDITURES	TOTAL SPENT WITH NON-HUBS	TOTAL SPENT WITH **ADJ. HUBS 47.0% \$282/.208%	TOTAL SPENT WITH *OTHER HUBS 10.2% \$113/.083%	**ADJUSTED HUB GOAL 47.0% BLACK	HISPANIC	*OTHER HUB GOAL 10.2% ASIAN PACIFIC	NATIVE AMERICAN	WOMAN \$113/.083%
-----------	--------------------	---------------------------	--	--	------------------------------------	----------	--	-----------------	-------------------

T
N
S
-TC

C

302-OFFICE OF THE ATTORNEY GENERAL-Professional Services Unadjusted Goal is 20.0%

FUND TYPE	TOTAL EXPENDITURES	TOTAL SPENT WITH NON-HUBS	TOTAL SPENT WITH **ADJ. HUBS 18.1%	TOTAL SPENT WITH *OTHER HUBS 1.9%	BLACK	**ADJUSTED HUB GOAL 18.1% HISPANIC	WOMAN	*OTHER HUB GOAL 1.9% ASIAN PACIFIC	NATIVE AMERICAN
-----------	--------------------	---------------------------	------------------------------------	-----------------------------------	-------	---------------------------------------	-------	---------------------------------------	-----------------

T
N
S
-TC

C

302-OFFICE OF THE ATTORNEY GENERAL-Other Services Unadjusted Goal is 33.0%

FUND TYPE	TOTAL EXPENDITURES	TOTAL SPENT WITH NON-HUBS	TOTAL SPENT WITH **ADJ. HUBS 33.0% \$1,662,247/13.8%	ASIAN PACIFIC \$137,898/1.15%	BLACK \$51,257/.428%	HISPANIC \$271,684/2.26%	NATIVE AMERICAN	WOMAN \$1,201,408/10.0%
-----------	--------------------	---------------------------	--	-------------------------------	----------------------	--------------------------	-----------------	-------------------------

T
N
S
-TC

C

302-OFFICE OF THE ATTORNEY GENERAL-Commodity Purchasing Unadjusted Goal is 12.6%

FUND TYPE	TOTAL EXPENDITURES	TOTAL SPENT WITH NON-HUBS	TOTAL SPENT WITH **ADJ. HUBS 11.5% \$1,521,353/16.1%	TOTAL SPENT WITH *OTHER HUBS 1.1% \$1,426,760/15.1%	BLACK \$229,457/2.44%	**ADJUSTED HUB GOAL 11.5% HISPANIC \$294,377/3.13%	WOMAN \$997,517/10.6%	*OTHER HUB GOAL 1.1% ASIAN PACIFIC \$1,426,291/15.1%	NATIVE AMERICAN \$468/.005%
-----------	--------------------	---------------------------	--	---	-----------------------	---	-----------------------	---	-----------------------------

T
N
S
-TC

C

DB = DEBIT (NEGATIVE AMOUNT) * = OTHER HUBS ** = ADJUSTED HUBS *** = DOLLARS REPORTED BUT NOT SHOWN IN THESE COLUMNS. SEE COVER LETTER PARA. 4
T-TREASURY, N=NON-TREASURY, S-SUBCONTRACTOR FUNDS & PROCUREMENT CARD HUB PURCHASES, TC-TERM CONTRACT, C-CONSOLIDATED. SEE PAGE 4 OF HUB REPORT FOR FUND TYPE DESCRIPTION.

FUND TYPE	TOTAL EXPENDITURES	TOTAL SPENT WITH NON-HUBS AMOUNT/%	303-GENERAL SERVICES COMMISSION-Heavy Construction Unadjusted Goal is 11.9%		**ADJUSTED HUB GOAL 6.6%				*OTHER HUB GOAL 5.3%
			TOTAL SPENT WITH **ADJ. HUBS 6.6% AMOUNT/%	TOTAL SPENT WITH *OTHER HUBS 5.3% AMOUNT/%	ASIAN PACIFIC AMOUNT/%	BLACK AMOUNT/%	HISPANIC AMOUNT/%	NATIVE AMERICAN AMOUNT/%	WOMAN AMOUNT/%

T									
N									
S									
-TC									
C									

FUND TYPE	TOTAL EXPENDITURES	TOTAL SPENT WITH NON-HUBS	303-GENERAL SERVICES COMMISSION-Building Construction Unadjusted Goal is 26.1%		**ADJUSTED HUB GOAL 25.1%			*OTHER HUB GOAL 1.0%	
			TOTAL SPENT WITH **ADJ. HUBS 25.1%	TOTAL SPENT WITH *OTHER HUBS 1.0%	BLACK	HISPANIC	WOMAN	ASIAN PACIFIC	NATIVE AMERICAN

T	\$21,728,843	\$17,041,073/78.4%	\$4,687,769/21.5%			\$4,465,390/20.5%		\$222,378/1.02%	
N									
S	***	***	\$120,613/.555%	\$35,961/.165%	\$10,331/.047%	\$17,559/.080%	\$92,721/.426%	\$35,961/.165%	
-TC	\$186,462	\$186,462/100%							
C	\$21,542,381	\$16,854,611/78.2%	\$4,808,382/22.3%	\$35,961/.166%	\$10,331/.048%	\$4,482,950/20.8%	\$315,100/1.46%	\$35,961/.166%	

FUND TYPE	TOTAL EXPENDITURES	TOTAL SPENT WITH NON-HUBS	303-GENERAL SERVICES COMMISSION-Special Trade Unadjusted Goal is 57.2%		**ADJUSTED HUB GOAL 47.0%		*OTHER HUB GOAL 10.2%		
			TOTAL SPENT WITH **ADJ. HUBS 47.0%	TOTAL SPENT WITH *OTHER HUBS 10.2%	BLACK	HISPANIC	ASIAN PACIFIC	NATIVE AMERICAN	WOMAN

T	\$4,415,644	\$3,548,051/80.3%	\$246,559/5.58%	\$621,033/14.0%	\$35,125/.795%	\$211,434/4.78%			\$621,033/14.0%
N									
S									
-TC	\$79,372		\$79,372/100%						\$79,372/100%
C	\$4,336,271	\$3,548,051/81.8%	\$167,187/3.85%	\$621,033/14.3%	\$35,125/.810%	\$132,061/3.04%			\$621,033/14.3%

FUND TYPE	TOTAL EXPENDITURES	TOTAL SPENT WITH NON-HUBS	303-GENERAL SERVICES COMMISSION-Professional Services Unadjusted Goal is 20.0%		**ADJUSTED HUB GOAL 18.1%			*OTHER HUB GOAL 1.9%	
			TOTAL SPENT WITH **ADJ. HUBS 18.1%	TOTAL SPENT WITH *OTHER HUBS 1.9%	BLACK	HISPANIC	WOMAN	ASIAN PACIFIC	NATIVE AMERICAN

T	\$257,276	\$243,416/94.6%	\$13,859/5.38%			\$13,859/5.38%			
N									
S	***	***	\$72,913/28.4%	\$18,374/7.15%		\$46,025/17.9%	\$26,888/10.4%	\$18,374/7.15%	
-TC	\$186	\$186/100%							
C	\$257,089	\$243,230/94.6%	\$86,773/33.7%	\$18,374/7.14%		\$59,884/23.2%	\$26,888/10.4%	\$18,374/7.14%	

FUND TYPE	TOTAL EXPENDITURES	TOTAL SPENT WITH NON-HUBS	303-GENERAL SERVICES COMMISSION-Other Services Unadjusted Goal is 33.0%		**ADJUSTED HUB GOAL 33.0%			
			TOTAL SPENT WITH **ADJ. HUBS 33.0%	ASIAN PACIFIC	BLACK	HISPANIC	NATIVE AMERICAN	WOMAN

T	\$5,025,232	\$3,792,719/75.4%	\$1,232,513/24.5%	\$582,246/11.5%	\$6,489/.129%	\$33,082/.658%		\$610,694/12.1%
N								
S								
-TC	\$43,012	\$43,012/100%						
C	\$4,982,220	\$3,749,706/75.2%	\$1,232,513/24.7%	\$582,246/11.6%	\$6,489/.130%	\$33,082/.664%		\$610,694/12.2%

FUND TYPE	TOTAL EXPENDITURES	TOTAL SPENT WITH NON-HUBS	303-GENERAL SERVICES COMMISSION-Commodity Purchasing Unadjusted Goal is 12.6%		**ADJUSTED HUB GOAL 11.5%			*OTHER HUB GOAL 1.1%	
			TOTAL SPENT WITH **ADJ. HUBS 11.5%	TOTAL SPENT WITH *OTHER HUBS 1.1%	BLACK	HISPANIC	WOMAN	ASIAN PACIFIC	NATIVE AMERICAN

T	\$5,396,022	\$4,128,500/76.5%	\$976,745/18.1%	\$290,777/5.38%	\$169,693/3.14%	\$19,454/.360%	\$787,597/14.5%	\$286,893/5.31%	\$3,884/.072%
N									
S	***	***	\$126,589/24.7%	\$4,822/.943%	\$669/.130%	\$19,419/3.79%	\$106,501/20.8%	\$4,822/.943%	
-TC	\$1,404,917	\$1,212,485/86.3%	\$189,600/13.5%	\$2,631/.187%		\$8,117/.577%	\$181,682/12.9%	\$2,631/.187%	
C	\$3,991,105	\$2,916,015/73.0%	\$913,535/22.8%	\$292,967/7.34%	\$170,363/4.26%	\$30,755/.770%	\$712,415/17.8%	\$289,083/7.24%	\$3,884/.097%

DB = DEBIT (NEGATIVE AMOUNT) * = OTHER HUBS ** = ADJUSTED HUBS *** = DOLLARS REPORTED BUT NOT SHOWN IN THESE COLUMNS. SEE COVER LETTER PARA. 4
T=TREASURY, N=NON-TREASURY, S=SUBCONTRACTOR FUNDS & PROCUREMENT CARD HUB PURCHASES, TC=TERM CONTRACT, C=CONSOLIDATED. SEE PAGE 4 OF HUB REPORT FOR FUND TYPE DESCRIPTION.

304-COMPTROLLER OF PUBLIC ACCOUNTS-Heavy Construction Unadjusted Goal is 11.9%

FUND TYPE	TOTAL EXPENDITURES	TOTAL SPENT WITH NON-HUBS AMOUNT/%	TOTAL SPENT WITH **ADJ. HUBS 6.6% AMOUNT/%	TOTAL SPENT WITH *OTHER HUBS 5.3% AMOUNT/%	ASIAN PACIFIC AMOUNT/%	**ADJUSTED HUB GOAL 6.6% BLACK AMOUNT/%	HISPANIC AMOUNT/%	NATIVE AMERICAN AMOUNT/%	*OTHER HUB GOAL 5.3% WOMAN AMOUNT/%
-----------	--------------------	------------------------------------	--	--	------------------------	--	-------------------	--------------------------	--

T
N
S
-TC

C

304-COMPTROLLER OF PUBLIC ACCOUNTS-Building Construction Unadjusted Goal is 26.1%

FUND TYPE	TOTAL EXPENDITURES	TOTAL SPENT WITH NON-HUBS	TOTAL SPENT WITH **ADJ. HUBS 25.1%	TOTAL SPENT WITH *OTHER HUBS 1.0%	BLACK	**ADJUSTED HUB GOAL 25.1% HISPANIC	WOMAN	*OTHER HUB GOAL 1.0% ASIAN PACIFIC	NATIVE AMERICAN
-----------	--------------------	---------------------------	------------------------------------	-----------------------------------	-------	---------------------------------------	-------	---------------------------------------	-----------------

T
N
S
-TC

C

304-COMPTROLLER OF PUBLIC ACCOUNTS-Special Trade Unadjusted Goal is 57.2%

FUND TYPE	TOTAL EXPENDITURES	TOTAL SPENT WITH NON-HUBS	TOTAL SPENT WITH **ADJ. HUBS 47.0%	TOTAL SPENT WITH *OTHER HUBS 10.2%	BLACK	**ADJUSTED HUB GOAL 47.0% HISPANIC	WOMAN	*OTHER HUB GOAL 10.2% ASIAN PACIFIC	NATIVE AMERICAN
-----------	--------------------	---------------------------	------------------------------------	------------------------------------	-------	---------------------------------------	-------	--	-----------------

T
N
S
-TC

C

304-COMPTROLLER OF PUBLIC ACCOUNTS-Professional Services Unadjusted Goal is 20.0%

FUND TYPE	TOTAL EXPENDITURES	TOTAL SPENT WITH NON-HUBS	TOTAL SPENT WITH **ADJ. HUBS 18.1%	TOTAL SPENT WITH *OTHER HUBS 1.8%	BLACK	**ADJUSTED HUB GOAL 18.1% HISPANIC	WOMAN	*OTHER HUB GOAL 1.9% ASIAN PACIFIC	NATIVE AMERICAN
-----------	--------------------	---------------------------	------------------------------------	-----------------------------------	-------	---------------------------------------	-------	---------------------------------------	-----------------

T
N
S
-TC

C

304-COMPTROLLER OF PUBLIC ACCOUNTS-Other Services Unadjusted Goal is 33.0%

FUND TYPE	TOTAL EXPENDITURES	TOTAL SPENT WITH NON-HUBS	TOTAL SPENT WITH **ADJ. HUBS 33.0%	ASIAN PACIFIC	**ADJUSTED HUB GOAL 33.0% BLACK	HISPANIC	NATIVE AMERICAN	WOMAN
-----------	--------------------	---------------------------	------------------------------------	---------------	------------------------------------	----------	-----------------	-------

T
N
S
-TC

C

304-COMPTROLLER OF PUBLIC ACCOUNTS-Commodity Purchasing Unadjusted Goal is 12.6%

FUND TYPE	TOTAL EXPENDITURES	TOTAL SPENT WITH NON-HUBS	TOTAL SPENT WITH **ADJ. HUBS 11.5%	TOTAL SPENT WITH *OTHER HUBS 1.1%	BLACK	**ADJUSTED HUB GOAL 11.5% HISPANIC	WOMAN	*OTHER HUB GOAL 1.1% ASIAN PACIFIC	NATIVE AMERICAN
-----------	--------------------	---------------------------	------------------------------------	-----------------------------------	-------	---------------------------------------	-------	---------------------------------------	-----------------

T
N
S
-TC

C

DB = DEBIT (NEGATIVE AMOUNT) * = OTHER HUBS ** = ADJUSTED HUBS *** = DOLLARS REPORTED BUT NOT SHOWN IN THESE COLUMNS. SEE COVER LETTER PARA. 4
T-TREASURY, N=NON-TREASURY, S-SUBCONTRACTOR FUNDS & PROCUREMENT CARD HUB PURCHASES, TC=TERM CONTRACT, C=CONSOLIDATED. SEE PAGE 4 OF HUB REPORT FOR FUND TYPE DESCRIPTION.

FUND TYPE	TOTAL EXPENDITURES	TOTAL SPENT WITH NON-HUBS AMOUNT/%	305-GENERAL LAND OFFICE-Heavy Construction Unadjusted Goal is 11.9%		**ADJUSTED HUB GOAL 6.6%				*OTHER HUB GOAL 5.3% WOMAN AMOUNT/%
			TOTAL SPENT WITH **ADJ. HUBS 6.6% AMOUNT/%	TOTAL SPENT WITH *OTHER HUBS 5.3% AMOUNT/%	ASIAN PACIFIC AMOUNT/%	BLACK AMOUNT/%	HISPANIC AMOUNT/%	NATIVE AMERICAN AMOUNT/%	

T
N
S
-TC

C

FUND TYPE	TOTAL EXPENDITURES	TOTAL SPENT WITH NON-HUBS	305-GENERAL LAND OFFICE-Building Construction Unadjusted Goal is 26.1%		**ADJUSTED HUB GOAL 26.1%			*OTHER HUB GOAL 1.0%	
			TOTAL SPENT WITH **ADJ. HUBS 26.1%	TOTAL SPENT WITH *OTHER HUBS 1.0%	BLACK	HISPANIC	WOMAN	ASIAN PACIFIC	NATIVE AMERICAN

T
N
S
-TC

C

FUND TYPE	TOTAL EXPENDITURES	TOTAL SPENT WITH NON-HUBS	305-GENERAL LAND OFFICE-Special Trade Unadjusted Goal is 57.2%		**ADJUSTED HUB GOAL 47.0%			*OTHER HUB GOAL 10.2%		
			TOTAL SPENT WITH **ADJ. HUBS 47.0%	TOTAL SPENT WITH *OTHER HUBS 10.2%	BLACK	HISPANIC	ASIAN PACIFIC	NATIVE AMERICAN	WOMAN	

T
N
S
-TC

C

FUND TYPE	TOTAL EXPENDITURES	TOTAL SPENT WITH NON-HUBS	305-GENERAL LAND OFFICE-Professional Services Unadjusted Goal is 20.0%		**ADJUSTED HUB GOAL 18.1%			*OTHER HUB GOAL 1.9%		
			TOTAL SPENT WITH **ADJ. HUBS 18.1%	TOTAL SPENT WITH *OTHER HUBS 1.9%	BLACK	HISPANIC	WOMAN	ASIAN PACIFIC	NATIVE AMERICAN	

T
N
S
-TC

C

FUND TYPE	TOTAL EXPENDITURES	TOTAL SPENT WITH NON-HUBS	305-GENERAL LAND OFFICE-Other Services Unadjusted Goal is 33.0%		**ADJUSTED HUB GOAL 33.0%				
			TOTAL SPENT WITH **ADJ. HUBS 33.0%	TOTAL SPENT WITH *OTHER HUBS 1.1%	ASIAN PACIFIC	BLACK	HISPANIC	NATIVE AMERICAN	WOMAN

T
N
S
-TC

C

FUND TYPE	TOTAL EXPENDITURES	TOTAL SPENT WITH NON-HUBS	305-GENERAL LAND OFFICE-Commodity Purchasing Unadjusted Goal is 12.6%		**ADJUSTED HUB GOAL 11.5%			*OTHER HUB GOAL 1.1%		
			TOTAL SPENT WITH **ADJ. HUBS 11.5%	TOTAL SPENT WITH *OTHER HUBS 1.1%	BLACK	HISPANIC	WOMAN	ASIAN PACIFIC	NATIVE AMERICAN	

T
N
S
-TC

C

DB = DEBIT (NEGATIVE AMOUNT) * = OTHER HUBS ** = ADJUSTED HUBS *** = DOLLARS REPORTED BUT NOT SHOWN IN THESE COLUMNS. SEE COVER LETTER PARA. 4
T=TREASURY, N=NON-TREASURY, S=SUBCONTRACTOR FUNDS & PROCUREMENT CARD HUB PURCHASES, TC=TERM CONTRACT, C=CONSOLIDATED. SEE PAGE 4 OF HUB REPORT FOR FUND TYPE DESCRIPTION.

306-TX STATE LIBRARY & ARCHIVES COMM-Heavy Construction Unadjusted Goal is 11.9%

FUND TYPE	TOTAL EXPENDITURES	TOTAL SPENT WITH NON-HUBS AMOUNT/%	TOTAL SPENT WITH **ADJ. HUBS 6.6% AMOUNT/%	TOTAL SPENT WITH *OTHER HUBS 5.3% AMOUNT/%	ASIAN PACIFIC AMOUNT/%	**ADJUSTED HUB GOAL 6.6% BLACK AMOUNT/%	HISPANIC AMOUNT/%	NATIVE AMERICAN AMOUNT/%	*OTHER HUB GOAL 5.3% WOMAN AMOUNT/%
T									
N									
S									
-TC									
C									

306-TX STATE LIBRARY & ARCHIVES COMM-Building Construction Unadjusted Goal is 26.1%

FUND TYPE	TOTAL EXPENDITURES	TOTAL SPENT WITH NON-HUBS	TOTAL SPENT WITH **ADJ. HUBS 25.1%	TOTAL SPENT WITH *OTHER HUBS 1.0%	BLACK	**ADJUSTED HUB GOAL 25.1% HISPANIC	WOMAN	*OTHER HUB GOAL 1.0% ASIAN PACIFIC	NATIVE AMERICAN
T									
N									
S									
-TC									
C									

306-TX STATE LIBRARY & ARCHIVES COMM-Special Trade Unadjusted Goal is 57.2%

FUND TYPE	TOTAL EXPENDITURES	TOTAL SPENT WITH NON-HUBS	TOTAL SPENT WITH **ADJ. HUBS 47.0%	TOTAL SPENT WITH *OTHER HUBS 10.2%	BLACK	**ADJUSTED HUB GOAL 47.0% HISPANIC	ASIAN PACIFIC	*OTHER HUB GOAL 10.2% NATIVE AMERICAN	WOMAN
T	\$11,507	\$11,327/98.4%		\$180/1.56%					\$180/1.56%
N									
S									
-TC									
C	\$11,507	\$11,327/98.4%		\$180/1.56%					\$180/1.56%

306-TX STATE LIBRARY & ARCHIVES COMM-Professional Services Unadjusted Goal is 20.0%

FUND TYPE	TOTAL EXPENDITURES	TOTAL SPENT WITH NON-HUBS	TOTAL SPENT WITH **ADJ. HUBS 18.1%	TOTAL SPENT WITH *OTHER HUBS 1.9%	BLACK	**ADJUSTED HUB GOAL 18.1% HISPANIC	WOMAN	*OTHER HUB GOAL 1.9% ASIAN PACIFIC	NATIVE AMERICAN
T	\$15,946	\$15,946/100%							
N									
S									
-TC									
C	\$15,946	\$15,946/100%							

306-TX STATE LIBRARY & ARCHIVES COMM-Other Services Unadjusted Goal is 33.0%

FUND TYPE	TOTAL EXPENDITURES	TOTAL SPENT WITH NON-HUBS	TOTAL SPENT WITH **ADJ. HUBS 33.0%	ASIAN PACIFIC	**ADJUSTED HUB GOAL 33.0% BLACK	HISPANIC	NATIVE AMERICAN	WOMAN
T	\$1,062,759	\$1,024,588/96.4%	\$38,170/3.59%	\$16,732/1.57%	\$9,519/.895%	\$3,066/.288%		\$8,852/.833%
N								
S								
-TC	\$1,145	\$1,145/100%						
C	\$1,061,614	\$1,023,443/96.4%	\$38,170/3.59%	\$16,732/1.57%	\$9,519/.895%	\$3,066/.288%		\$8,852/.833%

306-TX STATE LIBRARY & ARCHIVES COMM-Commodity Purchasing Unadjusted Goal is 12.6%

FUND TYPE	TOTAL EXPENDITURES	TOTAL SPENT WITH NON-HUBS	TOTAL SPENT WITH **ADJ. HUBS 11.5%	TOTAL SPENT WITH *OTHER HUBS 1.1%	BLACK	**ADJUSTED HUB GOAL 11.5% HISPANIC	WOMAN	*OTHER HUB GOAL 1.1% ASIAN PACIFIC	NATIVE AMERICAN
T	\$800,181	\$604,954/75.6%	\$93,581/11.6%	\$101,645/12.7%	\$4,858/.607%	\$50,927/6.36%	\$37,795/4.72%	\$101,645/12.7%	
N									
S									
-TC	\$35,149	\$34,384/97.8%	\$765/2.17%				\$765/2.17%		
C	\$765,032	\$570,570/74.5%	\$92,816/12.1%	\$101,645/13.2%	\$4,858/.635%	\$50,927/6.65%	\$37,030/4.84%	\$101,645/13.2%	

DB = DEBIT (NEGATIVE AMOUNT) * = OTHER HUBS ** = ADJUSTED HUBS *** = DOLLARS REPORTED BUT NOT SHOWN IN THESE COLUMNS. SEE COVER LETTER PARA. 4
T=TREASURY, N=NON-TREASURY, S=SUBCONTRACTOR FUNDS & PROCUREMENT CARD HUB PURCHASES, TC=TERM CONTRACT, C=CONSOLIDATED. SEE PAGE 4 OF HUB REPORT FOR FUND TYPE DESCRIPTION.

307-SECRETARY OF STATE-Heavy Construction Unadjusted Goal is 11.9%

FUND TYPE	TOTAL EXPENDITURES	TOTAL SPENT WITH NON-HUBS AMOUNT/%	TOTAL SPENT WITH **ADJ HUBS 6.6%	TOTAL SPENT WITH *OTHER HUBS 5.3%	**ADJUSTED HUB GOAL 6.6%				*OTHER HUB GOAL 5.3%
			AMOUNT/%	AMOUNT/%	ASIAN PACIFIC AMOUNT/%	BLACK AMOUNT/%	HISPANIC AMOUNT/%	NATIVE AMERICAN AMOUNT/%	WOMAN AMOUNT/%

T
N
S
-TC

C

307-SECRETARY OF STATE-Building Construction Unadjusted Goal is 26.1%

FUND TYPE	TOTAL EXPENDITURES	TOTAL SPENT WITH NON-HUBS	TOTAL SPENT WITH **ADJ HUBS 25.1%	TOTAL SPENT WITH *OTHER HUBS 1.0%	**ADJUSTED HUB GOAL 26.1%			*OTHER HUB GOAL 1.0%	
			AMOUNT/%	AMOUNT/%	BLACK	HISPANIC	WOMAN	ASIAN PACIFIC	NATIVE AMERICAN

T
N
S
-TC

C

307-SECRETARY OF STATE-Special Trade Unadjusted Goal is 57.2%

FUND TYPE	TOTAL EXPENDITURES	TOTAL SPENT WITH NON-HUBS	TOTAL SPENT WITH **ADJ HUBS 47.0%	TOTAL SPENT WITH *OTHER HUBS 10.2%	**ADJUSTED HUB GOAL 47.0%			*OTHER HUB GOAL 10.2%		
			AMOUNT/%	AMOUNT/%	BLACK	HISPANIC	WOMAN	ASIAN PACIFIC	NATIVE AMERICAN	WOMAN

T
N
S
-TC

C

307-SECRETARY OF STATE-Professional Services Unadjusted Goal is 20.0%

FUND TYPE	TOTAL EXPENDITURES	TOTAL SPENT WITH NON-HUBS	TOTAL SPENT WITH **ADJ HUBS 16.1%	TOTAL SPENT WITH *OTHER HUBS 1.9%	**ADJUSTED HUB GOAL 18.1%			*OTHER HUB GOAL 1.9%		
			AMOUNT/%	AMOUNT/%	BLACK	HISPANIC	WOMAN	ASIAN PACIFIC	NATIVE AMERICAN	NATIVE AMERICAN

T
N
S
-TC

C

307-SECRETARY OF STATE-Other Services Unadjusted Goal is 33.0%

FUND TYPE	TOTAL EXPENDITURES	TOTAL SPENT WITH NON-HUBS	TOTAL SPENT WITH **ADJ HUBS 33.0%	**ADJUSTED HUB GOAL 33.0%				
			AMOUNT/%	ASIAN PACIFIC	BLACK	HISPANIC	NATIVE AMERICAN	WOMAN

T
N
S
-TC

C

307-SECRETARY OF STATE-Commodity Purchasing Unadjusted Goal is 12.6%

FUND TYPE	TOTAL EXPENDITURES	TOTAL SPENT WITH NON-HUBS	TOTAL SPENT WITH **ADJ HUBS 11.5%	TOTAL SPENT WITH *OTHER HUBS 1.1%	**ADJUSTED HUB GOAL 11.5%			*OTHER HUB GOAL 1.1%		
			AMOUNT/%	AMOUNT/%	BLACK	HISPANIC	WOMAN	ASIAN PACIFIC	NATIVE AMERICAN	NATIVE AMERICAN

T
N
S
-TC

C

DB = DEBIT (NEGATIVE AMOUNT) * = OTHER HUBS ** = ADJUSTED HUBS *** = DOLLARS REPORTED BUT NOT SHOWN IN THESE COLUMNS. SEE COVER LETTER PARA. 4
T-TREASURY, N-NON-TREASURY, S-SUBCONTRACTOR FUNDS & PROCUREMENT CARD HUB PURCHASES, TC-TERM CONTRACT, C-CONSOLIDATED. SEE PAGE 4 OF HUB REPORT FOR FUND TYPE DESCRIPTION.

308-STATE AUDITOR-Heavy Construction Unadjusted Goal is 11.9%

FUND TYPE	TOTAL EXPENDITURES	TOTAL SPENT WITH NON-HUBS AMOUNT/%	TOTAL SPENT WITH **ADJ. HUBS 6.6% AMOUNT/%	TOTAL SPENT WITH *OTHER HUBS 5.3% AMOUNT/%	ASIAN PACIFIC AMOUNT/%	**ADJUSTED HUB GOAL 6.6% BLACK AMOUNT/%	HISPANIC AMOUNT/%	NATIVE AMERICAN AMOUNT/%	*OTHER HUB GOAL 5.3% WOMAN AMOUNT/%
T									
N									
S									
-TC									
C									

308-STATE AUDITOR-Building Construction Unadjusted Goal is 26.1%

FUND TYPE	TOTAL EXPENDITURES	TOTAL SPENT WITH NON-HUBS	TOTAL SPENT WITH **ADJ. HUBS 25.1%	TOTAL SPENT WITH *OTHER HUBS 1.0%	BLACK	**ADJUSTED HUB GOAL 26.1% HISPANIC	WOMAN	*OTHER HUB GOAL 1.0% ASIAN PACIFIC	NATIVE AMERICAN
T									
N									
S									
-TC									
C									

308-STATE AUDITOR-Special Trade Unadjusted Goal is 57.2%

FUND TYPE	TOTAL EXPENDITURES	TOTAL SPENT WITH NON-HUBS	TOTAL SPENT WITH **ADJ. HUBS 47.0%	TOTAL SPENT WITH *OTHER HUBS 10.2%	BLACK	**ADJUSTED HUB GOAL 57.2% HISPANIC	ASIAN PACIFIC	*OTHER HUB GOAL 10.2% NATIVE AMERICAN	WOMAN
T									
N									
S									
-TC									
C									

308-STATE AUDITOR-Professional Services Unadjusted Goal is 20.0%

FUND TYPE	TOTAL EXPENDITURES	TOTAL SPENT WITH NON-HUBS	TOTAL SPENT WITH **ADJ. HUBS 18.1%	TOTAL SPENT WITH *OTHER HUBS 1.9%	BLACK	**ADJUSTED HUB GOAL 20.0% HISPANIC	WOMAN	*OTHER HUB GOAL 1.9% ASIAN PACIFIC	NATIVE AMERICAN
T	\$118,970	\$118,970/100 %							
N									
S									
-TC									
C	\$118,970	\$118,970/100 %							

308-STATE AUDITOR-Other Services Unadjusted Goal is 33.0%

FUND TYPE	TOTAL EXPENDITURES	TOTAL SPENT WITH NON-HUBS	TOTAL SPENT WITH **ADJ. HUBS 33.0%	ASIAN PACIFIC	**ADJUSTED HUB GOAL 33.0% BLACK	HISPANIC	NATIVE AMERICAN	WOMAN
T	\$297,646	\$280,483/94.2%	\$17,163/5.76%	\$6,955/2.33%				\$10,207/3.42%
N								
S								
-TC	\$239	\$239/100 %						
C	\$297,407	\$280,244/94.2%	\$17,163/5.77%	\$6,955/2.33%				\$10,207/3.43%

308-STATE AUDITOR-Commodity Purchasing Unadjusted Goal is 12.6%

FUND TYPE	TOTAL EXPENDITURES	TOTAL SPENT WITH NON-HUBS	TOTAL SPENT WITH **ADJ. HUBS 11.5%	TOTAL SPENT WITH *OTHER HUBS 1.1%	BLACK	**ADJUSTED HUB GOAL 12.6% HISPANIC	WOMAN	*OTHER HUB GOAL 1.1% ASIAN PACIFIC	NATIVE AMERICAN
T	\$231,820	\$184,760/79.6%	\$6,217/2.68%	\$40,843/17.6%		\$185/.079%	\$6,031/2.60%	\$40,843/17.6%	
N									
S									
-TC	\$12,296	\$12,296/100 %							
C	\$219,524	\$172,464/78.5%	\$6,217/2.83%	\$40,843/18.6%		\$185/.084%	\$6,031/2.74%	\$40,843/18.6%	

DB = DEBIT (NEGATIVE AMOUNT) * = OTHER HUBS ** = ADJUSTED HUBS *** = DOLLARS REPORTED BUT NOT SHOWN IN THESE COLUMNS. SEE COVER LETTER PARA. 4
T-TREASURY, N-NON-TREASURY, S-SUBCONTRACTOR FUNDS & PROCUREMENT CARD HUB PURCHASES, TC-TERM CONTRACT, C-CONSOLIDATED. SEE PAGE 4 OF HUB REPORT FOR FUND TYPE DESCRIPTION.

FUND TYPE	TOTAL EXPENDITURES	TOTAL SPENT WITH NON-HUBS AMOUNT/%	311-Fiscal Reporting - Treasury-Heavy Construction Unadjusted Goal is 11.9%		**ADJUSTED HUB GOAL 6.6%				*OTHER HUB GOAL 5.3%
			TOTAL SPENT WITH **ADJ. HUBS 6.6% AMOUNT/%	TOTAL SPENT WITH *OTHER HUBS 5.3% AMOUNT/%	ASIAN PACIFIC AMOUNT/%	BLACK AMOUNT/%	HISPANIC AMOUNT/%	NATIVE AMERICAN AMOUNT/%	WOMAN AMOUNT/%

T
N
S
-TC

C

FUND TYPE	TOTAL EXPENDITURES	TOTAL SPENT WITH NON-HUBS	311-Fiscal Reporting - Treasury-Building Construction Unadjusted Goal is 26.1%		**ADJUSTED HUB GOAL 25.1%			*OTHER HUB GOAL 1.0%	
			TOTAL SPENT WITH **ADJ. HUBS 25.1%	TOTAL SPENT WITH *OTHER HUBS 1.0%	BLACK	HISPANIC	WOMAN	ASIAN PACIFIC	NATIVE AMERICAN

T
N
S
-TC

C

FUND TYPE	TOTAL EXPENDITURES	TOTAL SPENT WITH NON-HUBS	311-Fiscal Reporting - Treasury-Special Trade Unadjusted Goal is 57.2%		**ADJUSTED HUB GOAL 47.0%		*OTHER HUB GOAL 10.2%		
			TOTAL SPENT WITH **ADJ. HUBS 47.0%	TOTAL SPENT WITH *OTHER HUBS 10.2%	BLACK	HISPANIC	ASIAN PACIFIC	NATIVE AMERICAN	WOMAN

T
N
S
-TC

C

FUND TYPE	TOTAL EXPENDITURES	TOTAL SPENT WITH NON-HUBS	311-Fiscal Reporting - Treasury-Professional Services Unadjusted Goal is 20.0%		**ADJUSTED HUB GOAL 18.1%			*OTHER HUB GOAL 1.9%	
			TOTAL SPENT WITH **ADJ. HUBS 18.1%	TOTAL SPENT WITH *OTHER HUBS 1.9%	BLACK	HISPANIC	WOMAN	ASIAN PACIFIC	NATIVE AMERICAN

T
N
S
-TC

C

FUND TYPE	TOTAL EXPENDITURES	TOTAL SPENT WITH NON-HUBS	311-Fiscal Reporting - Treasury-Other Services Unadjusted Goal is 33.0%		**ADJUSTED HUB GOAL 33.0%				
			TOTAL SPENT WITH **ADJ. HUBS 33.0%	ASIAN PACIFIC	BLACK	HISPANIC	NATIVE AMERICAN	WOMAN	

T
N
S
-TC

C

FUND TYPE	TOTAL EXPENDITURES	TOTAL SPENT WITH NON-HUBS	311-Fiscal Reporting - Treasury-Commodity Purchasing Unadjusted Goal is 12.6%		**ADJUSTED HUB GOAL 11.5%			*OTHER HUB GOAL 1.1%	
			TOTAL SPENT WITH **ADJ. HUBS 11.5%	TOTAL SPENT WITH *OTHER HUBS 1.1%	BLACK	HISPANIC	WOMAN	ASIAN PACIFIC	NATIVE AMERICAN

T
N
S
-TC

C

DB = DEBIT (NEGATIVE AMOUNT) * = OTHER HUBS ** = ADJUSTED HUBS *** = DOLLARS REPORTED BUT NOT SHOWN IN THESE COLUMNS. SEE COVER LETTER PARA. 4
T=TREASURY, N=NON-TREASURY, S=SUBCONTRACTOR FUNDS & PROCUREMENT CARD HUB PURCHASES, TC=TERM CONTRACT, C=CONSOLIDATED. SEE PAGE 4 OF HUB REPORT FOR FUND TYPE DESCRIPTION.

312-STATE SECURITIES BOARD-Heavy Construction Unadjusted Goal is 11.9%

FUND TYPE	TOTAL EXPENDITURES	TOTAL SPENT WITH NON-HUBS AMOUNT/%	TOTAL SPENT WITH **ADJ. HUBS 8.6% AMOUNT/%	TOTAL SPENT WITH *OTHER HUBS 5.3% AMOUNT/%	ASIAN PACIFIC AMOUNT/%	**ADJUSTED HUB GOAL 8.6% BLACK AMOUNT/%	HISPANIC AMOUNT/%	NATIVE AMERICAN AMOUNT/%	*OTHER HUB GOAL 5.3% WOMAN AMOUNT/%
T									
N									
S									
-TC									
C									

312-STATE SECURITIES BOARD-Building Construction Unadjusted Goal is 26.1%

FUND TYPE	TOTAL EXPENDITURES	TOTAL SPENT WITH NON-HUBS	TOTAL SPENT WITH **ADJ. HUBS 25.1%	TOTAL SPENT WITH *OTHER HUBS 1.0%	BLACK	**ADJUSTED HUB GOAL 25.1% HISPANIC	WOMAN	*OTHER HUB GOAL 1.0% ASIAN PACIFIC	NATIVE AMERICAN
T									
N									
S									
-TC									
C									

312-STATE SECURITIES BOARD-Special Trade Unadjusted Goal is 57.2%

FUND TYPE	TOTAL EXPENDITURES	TOTAL SPENT WITH NON-HUBS	TOTAL SPENT WITH **ADJ. HUBS 47.0%	TOTAL SPENT WITH *OTHER HUBS 10.2%	BLACK	**ADJUSTED HUB GOAL 47.0% HISPANIC	ASIAN PACIFIC	*OTHER HUB GOAL 10.2% NATIVE AMERICAN	WOMAN
T									
N									
S									
-TC									
C									

312-STATE SECURITIES BOARD-Professional Services Unadjusted Goal is 20.0%

FUND TYPE	TOTAL EXPENDITURES	TOTAL SPENT WITH NON-HUBS	TOTAL SPENT WITH **ADJ. HUBS 18.1%	TOTAL SPENT WITH *OTHER HUBS 1.9%	BLACK	**ADJUSTED HUB GOAL 18.1% HISPANIC	WOMAN	*OTHER HUB GOAL 1.9% ASIAN PACIFIC	NATIVE AMERICAN
T	\$3,857	\$3,857/100 %							
N									
S									
-TC									
C	\$3,857	\$3,857/100 %							

312-STATE SECURITIES BOARD-Other Services Unadjusted Goal is 33.0%

FUND TYPE	TOTAL EXPENDITURES	TOTAL SPENT WITH NON-HUBS	TOTAL SPENT WITH **ADJ. HUBS 33.0%	ASIAN PACIFIC	**ADJUSTED HUB GOAL 33.0% BLACK	HISPANIC	NATIVE AMERICAN	WOMAN
T	\$53,535	\$49,312/92.1%	\$4,222/7.88%					\$4,222/7.88%
N								
S								
-TC	\$2,787	\$2,710/97.2%	\$77/2.77%					\$77/2.77%
C	\$50,747	\$46,602/91.8%	\$4,145/8.16%					\$4,145/8.16%

312-STATE SECURITIES BOARD-Commodity Purchasing Unadjusted Goal is 12.6%

FUND TYPE	TOTAL EXPENDITURES	TOTAL SPENT WITH NON-HUBS	TOTAL SPENT WITH **ADJ. HUBS 11.5%	TOTAL SPENT WITH *OTHER HUBS 1.1%	BLACK	**ADJUSTED HUB GOAL 11.5% HISPANIC	WOMAN	*OTHER HUB GOAL 1.1% ASIAN PACIFIC	NATIVE AMERICAN
T	\$36,529	\$14,938/40.8%	\$13,404/36.6%	\$8,186/22.4%	\$334/.916%	\$12,555/34.3%	\$513/1.40%	\$8,186/22.4%	
N									
S									
-TC	\$10,682	\$8,967/83.9%	\$1,715/16.0%		\$269/2.52%	\$1,166/10.9%	\$279/2.61%		
C	\$25,846	\$5,971/23.1%	\$11,688/45.2%	\$8,186/31.6%	\$65/.251%	\$11,389/44.0%	\$234/.905%	\$8,186/31.6%	

DB = DEBIT (NEGATIVE AMOUNT) * = OTHER HUBS ** = ADJUSTED HUBS *** = DOLLARS REPORTED BUT NOT SHOWN IN THESE COLUMNS. SEE COVER LETTER PARA. 4
T=TREASURY, N=NON-TREASURY, S=SUBCONTRACTOR FUNDS & PROCUREMENT CARD HUB PURCHASES, TC=TERM CONTRACT, C=CONSOLIDATED. SEE PAGE 4 OF HUB REPORT FOR FUND TYPE DESCRIPTION.

FUND TYPE	TOTAL EXPENDITURES	TOTAL SPENT WITH NON-HUBS AMOUNT/%	313-DEPARTMENT OF INFORMATION RESOURCES-Heavy Construction Unadjusted Goal is 11.9%		**ADJUSTED HUB GOAL 6.6%				*OTHER HUB GOAL 5.3%
			TOTAL SPENT WITH **ADJ. HUBS 6.6% AMOUNT/%	TOTAL SPENT WITH *OTHER HUBS 5.3% AMOUNT/%	ASIAN PACIFIC AMOUNT/%	BLACK AMOUNT/%	HISPANIC AMOUNT/%	NATIVE AMERICAN AMOUNT/%	WOMAN AMOUNT/%

T
N
S
-TC
C

FUND TYPE	TOTAL EXPENDITURES	TOTAL SPENT WITH NON-HUBS	313-DEPARTMENT OF INFORMATION RESOURCES-Building Construction Unadjusted Goal is 26.1%		**ADJUSTED HUB GOAL 25.1%			*OTHER HUB GOAL 1.0%	
			TOTAL SPENT WITH **ADJ. HUBS 25.1%	TOTAL SPENT WITH *OTHER HUBS 1.0%	BLACK	HISPANIC	WOMAN	ASIAN PACIFIC	NATIVE AMERICAN

T
N
S
-TC
C

FUND TYPE	TOTAL EXPENDITURES	TOTAL SPENT WITH NON-HUBS	313-DEPARTMENT OF INFORMATION RESOURCES-Special Trade Unadjusted Goal is 57.2%		**ADJUSTED HUB GOAL 47.0%		*OTHER HUB GOAL 10.2%		
			TOTAL SPENT WITH **ADJ. HUBS 47.0%	TOTAL SPENT WITH *OTHER HUBS 10.2%	BLACK	HISPANIC	ASIAN PACIFIC	NATIVE AMERICAN	WOMAN

T
N
S
-TC
C

FUND TYPE	TOTAL EXPENDITURES	TOTAL SPENT WITH NON-HUBS	313-DEPARTMENT OF INFORMATION RESOURCES-Professional Services Unadjusted Goal is 20.0%		**ADJUSTED HUB GOAL 18.1%			*OTHER HUB GOAL 1.9%	
			TOTAL SPENT WITH **ADJ. HUBS 18.1%	TOTAL SPENT WITH *OTHER HUBS 1.9%	BLACK	HISPANIC	WOMAN	ASIAN PACIFIC	NATIVE AMERICAN

T
N
S
-TC
C

FUND TYPE	TOTAL EXPENDITURES	TOTAL SPENT WITH NON-HUBS	313-DEPARTMENT OF INFORMATION RESOURCES-Other Services Unadjusted Goal is 33.0%		**ADJUSTED HUB GOAL 33.0%				
			TOTAL SPENT WITH **ADJ. HUBS 33.0%	TOTAL SPENT WITH *OTHER HUBS 1.1%	ASIAN PACIFIC	BLACK	HISPANIC	NATIVE AMERICAN	WOMAN

T
N
S
-TC
C

FUND TYPE	TOTAL EXPENDITURES	TOTAL SPENT WITH NON-HUBS	313-DEPARTMENT OF INFORMATION RESOURCES-Commodity Purchasing Unadjusted Goal is 12.6%		**ADJUSTED HUB GOAL 11.5%			*OTHER HUB GOAL 1.1%	
			TOTAL SPENT WITH **ADJ. HUBS 11.5%	TOTAL SPENT WITH *OTHER HUBS 1.1%	BLACK	HISPANIC	WOMAN	ASIAN PACIFIC	NATIVE AMERICAN

T
N
S
-TC
C

DB = DEBIT (NEGATIVE AMOUNT) * = OTHER HUBS ** = ADJUSTED HUBS *** = DOLLARS REPORTED BUT NOT SHOWN IN THESE COLUMNS. SEE COVER LETTER PARA. 4
T=TREASURY, N=NON-TREASURY, S=SUBCONTRACTOR FUNDS & PROCUREMENT CARD HUB PURCHASES, TC-TERM CONTRACT, C=CONSOLIDATED. SEE PAGE 4 OF HUB REPORT FOR FUND TYPE DESCRIPTION.

315-Texas Tomorrow Fund-Heavy Construction Unadjusted Goal is 11.9%

FUND TYPE	TOTAL EXPENDITURES	TOTAL SPENT WITH NON-HUBS AMOUNT/%	TOTAL SPENT WITH **ADJ. HUBS 6.6% AMOUNT/%	TOTAL SPENT WITH *OTHER HUBS 5.3% AMOUNT/%	ASIAN PACIFIC AMOUNT/%	**ADJUSTED HUB GOAL 6.6% BLACK AMOUNT/%	HISPANIC AMOUNT/%	NATIVE AMERICAN AMOUNT/%	*OTHER HUB GOAL 5.3% WOMAN AMOUNT/%
T									
N									
S									
-TC									
C									

315-Texas Tomorrow Fund-Building Construction Unadjusted Goal is 26.1%

FUND TYPE	TOTAL EXPENDITURES	TOTAL SPENT WITH NON-HUBS	TOTAL SPENT WITH **ADJ. HUBS 25.1%	TOTAL SPENT WITH *OTHER HUBS 1.0%	BLACK	**ADJUSTED HUB GOAL 26.1% HISPANIC	WOMAN	*OTHER HUB GOAL 1.0% ASIAN PACIFIC	NATIVE AMERICAN
T									
N									
S									
-TC									
C									

315-Texas Tomorrow Fund-Special Trade Unadjusted Goal is 57.2%

FUND TYPE	TOTAL EXPENDITURES	TOTAL SPENT WITH NON-HUBS	TOTAL SPENT WITH **ADJ. HUBS 47.0%	TOTAL SPENT WITH *OTHER HUBS 10.2%	BLACK	**ADJUSTED HUB GOAL 57.2% HISPANIC	ASIAN PACIFIC	*OTHER HUB GOAL 10.2% NATIVE AMERICAN	WOMAN
T	\$814	\$814/100 %							
N									
S									
-TC									
C	\$814	\$814/100 %							

315-Texas Tomorrow Fund-Professional Services Unadjusted Goal is 20.0%

FUND TYPE	TOTAL EXPENDITURES	TOTAL SPENT WITH NON-HUBS	TOTAL SPENT WITH **ADJ. HUBS 18.1%	TOTAL SPENT WITH *OTHER HUBS 1.9%	BLACK	**ADJUSTED HUB GOAL 20.0% HISPANIC	WOMAN	*OTHER HUB GOAL 1.9% ASIAN PACIFIC	NATIVE AMERICAN
T	\$562,417	\$562,417/100 %							
N									
S									
-TC									
C	\$562,417	\$562,417/100 %							

315-Texas Tomorrow Fund-Other Services Unadjusted Goal is 33.0%

FUND TYPE	TOTAL EXPENDITURES	TOTAL SPENT WITH NON-HUBS	TOTAL SPENT WITH **ADJ. HUBS 33.0%	ASIAN PACIFIC	**ADJUSTED HUB GOAL 33.0% BLACK	HISPANIC	NATIVE AMERICAN	WOMAN
T	\$1,156,046	\$1,118,476/96.7%	\$37,569/3.24%					\$37,569/3.24%
N								
S								
-TC	\$542	\$542/100 %						
C	\$1,155,504	\$1,117,934/96.7%	\$37,569/3.25%					\$37,569/3.25%

315-Texas Tomorrow Fund-Commodity Purchasing Unadjusted Goal is 12.6%

FUND TYPE	TOTAL EXPENDITURES	TOTAL SPENT WITH NON-HUBS	TOTAL SPENT WITH **ADJ. HUBS 11.5%	TOTAL SPENT WITH *OTHER HUBS 1.1%	BLACK	**ADJUSTED HUB GOAL 12.6% HISPANIC	WOMAN	*OTHER HUB GOAL 1.1% ASIAN PACIFIC	NATIVE AMERICAN
T	\$12,704	\$8,419/66.2%	\$4,285/33.7%			\$4,285/33.7%			
N									
S									
-TC	\$2,205	\$2,205/100 %							
C	\$10,499	\$6,214/59.1%	\$4,285/40.8%			\$4,285/40.8%			

DB = DEBIT (NEGATIVE AMOUNT) * = OTHER HUBS ** = ADJUSTED HUBS *** = DOLLARS REPORTED BUT NOT SHOWN IN THESE COLUMNS. SEE COVER LETTER PARA. 4
T=TREASURY, N=NON-TREASURY, S=SUBCONTRACTOR FUNDS & PROCUREMENT CARD HUB PURCHASES, TC=TERM CONTRACT, C=CONSOLIDATED. SEE PAGE 4 OF HUB REPORT FOR FUND TYPE DESCRIPTION.

318-TEXAS COMMISSION FOR THE BLIND-Heavy Construction Unadjusted Goal is 11.9%

FUND TYPE	TOTAL EXPENDITURES	TOTAL SPENT WITH NON-HUBS AMOUNT/%	TOTAL SPENT WITH **ADJ. HUBS 6.6% AMOUNT/%	TOTAL SPENT WITH *OTHER HUBS 5.3% AMOUNT/%	ASIAN PACIFIC AMOUNT/%	BLACK AMOUNT/%	HISPANIC AMOUNT/%	NATIVE AMERICAN AMOUNT/%	*OTHER HUB GOAL 5.3% WOMAN AMOUNT/%
-----------	--------------------	------------------------------------	--	--	------------------------	----------------	-------------------	--------------------------	-------------------------------------

T									
N									
S									
-TC									
C									

318-TEXAS COMMISSION FOR THE BLIND-Building Construction Unadjusted Goal is 26.1%

FUND TYPE	TOTAL EXPENDITURES	TOTAL SPENT WITH NON-HUBS	TOTAL SPENT WITH **ADJ. HUBS 25.1%	TOTAL SPENT WITH *OTHER HUBS 1.0%	BLACK	HISPANIC	WOMAN	ASIAN PACIFIC	NATIVE AMERICAN
-----------	--------------------	---------------------------	------------------------------------	-----------------------------------	-------	----------	-------	---------------	-----------------

T	\$38	\$38/100 %							
N									
S									
-TC									
C	\$38	\$38/100 %							

318-TEXAS COMMISSION FOR THE BLIND-Special Trade Unadjusted Goal is 57.2%

FUND TYPE	TOTAL EXPENDITURES	TOTAL SPENT WITH NON-HUBS	TOTAL SPENT WITH **ADJ. HUBS 47.0%	TOTAL SPENT WITH *OTHER HUBS 10.2%	BLACK	HISPANIC	ASIAN PACIFIC	NATIVE AMERICAN	WOMAN
-----------	--------------------	---------------------------	------------------------------------	------------------------------------	-------	----------	---------------	-----------------	-------

T	\$60,594	\$25,145/41.4%	\$35,206/58.1%	\$242/.400%		\$35,206/58.1%	\$170/.280%		\$72/.119%
N									
S									
-TC									
C	\$60,594	\$25,145/41.4%	\$35,206/58.1%	\$242/.400%		\$35,206/58.1%	\$170/.280%		\$72/.119%

318-TEXAS COMMISSION FOR THE BLIND-Professional Services Unadjusted Goal is 20.0%

FUND TYPE	TOTAL EXPENDITURES	TOTAL SPENT WITH NON-HUBS	TOTAL SPENT WITH **ADJ. HUBS 18.1%	TOTAL SPENT WITH *OTHER HUBS 1.9%	BLACK	HISPANIC	WOMAN	ASIAN PACIFIC	NATIVE AMERICAN
-----------	--------------------	---------------------------	------------------------------------	-----------------------------------	-------	----------	-------	---------------	-----------------

T	\$82,541	\$19,382/23.4%	\$63,158/76.5%		\$63,158/76.5%				
N									
S									
-TC									
C	\$82,541	\$19,382/23.4%	\$63,158/76.5%		\$63,158/76.5%				

318-TEXAS COMMISSION FOR THE BLIND-Other Services Unadjusted Goal is 33.0%

FUND TYPE	TOTAL EXPENDITURES	TOTAL SPENT WITH NON-HUBS	TOTAL SPENT WITH **ADJ. HUBS 33.0%	ASIAN PACIFIC	BLACK	HISPANIC	NATIVE AMERICAN	WOMAN
-----------	--------------------	---------------------------	------------------------------------	---------------	-------	----------	-----------------	-------

T	\$905,636	\$780,042/86.1%	\$125,593/13.8%	\$2,985/.329%	\$2,831/.312%	\$567/.062%		\$119,210/13.1%
N								
S								
-TC	\$23,163	\$23,163/100 %						
C	\$882,472	\$756,878/85.7%	\$125,593/14.2%	\$2,985/.338%	\$2,831/.320%	\$567/.064%		\$119,210/13.5%

318-TEXAS COMMISSION FOR THE BLIND-Commodity Purchasing Unadjusted Goal is 12.6%

FUND TYPE	TOTAL EXPENDITURES	TOTAL SPENT WITH NON-HUBS	TOTAL SPENT WITH **ADJ. HUBS 11.5%	TOTAL SPENT WITH *OTHER HUBS 1.1%	BLACK	HISPANIC	WOMAN	ASIAN PACIFIC	NATIVE AMERICAN
-----------	--------------------	---------------------------	------------------------------------	-----------------------------------	-------	----------	-------	---------------	-----------------

T	\$978,854	\$665,044/67.9%	\$142,221/14.5%	\$171,588/17.5%	\$7,758/.792%	\$34,478/3.52%	\$99,983/10.2%	\$171,299/17.5%	\$289/.029%
N									
S									
-TC	\$221,691	\$194,663/87.8%	\$26,471/11.9%	\$555/.250%	\$2,756/1.24%	\$1,605/.724%	\$22,110/9.97%	\$266/.120%	\$289/.130%
C	\$757,163	\$470,381/62.1%	\$115,749/15.2%	\$171,032/22.5%	\$5,002/.660%	\$32,873/4.34%	\$77,872/10.2%	\$171,032/22.5%	

DB = DEBIT (NEGATIVE AMOUNT) * = OTHER HUBS ** = ADJUSTED HUBS *** = DOLLARS REPORTED BUT NOT SHOWN IN THESE COLUMNS. SEE COVER LETTER PARA. 4
T-TREASURY, N-NON-TREASURY, S-SUBCONTRACTOR FUNDS & PROCUREMENT CARD HUB PURCHASES, TC-TERM CONTRACT, C-CONSOLIDATED. SEE PAGE 4 OF HUB REPORT FOR FUND TYPE DESCRIPTION.

320-TEXAS WORKFORCE COMMISSION-Heavy Construction Unadjusted Goal is 11.9%

FUND TYPE	TOTAL EXPENDITURES	TOTAL SPENT WITH NON-HUBS AMOUNT/%	TOTAL SPENT WITH **ADJ. HUBS 6.6% AMOUNT/%	TOTAL SPENT WITH *OTHER HUBS 5.3% AMOUNT/%	ASIAN PACIFIC AMOUNT/%	**ADJUSTED HUB GOAL 6.6% BLACK AMOUNT/%	HISPANIC AMOUNT/%	NATIVE AMERICAN AMOUNT/%	*OTHER HUB GOAL 5.3% WOMAN AMOUNT/%
T									
N									
S									
-TC									
C									

320-TEXAS WORKFORCE COMMISSION-Building Construction Unadjusted Goal is 26.1%

FUND TYPE	TOTAL EXPENDITURES	TOTAL SPENT WITH NON-HUBS	TOTAL SPENT WITH **ADJ. HUBS 25.1%	TOTAL SPENT WITH *OTHER HUBS 1.0%	BLACK	**ADJUSTED HUB GOAL 25.1% HISPANIC	WOMAN	*OTHER HUB GOAL 1.0% ASIAN PACIFIC	NATIVE AMERICAN
T									
N									
S									
-TC									
C									

320-TEXAS WORKFORCE COMMISSION-Special Trade Unadjusted Goal is 57.2%

FUND TYPE	TOTAL EXPENDITURES	TOTAL SPENT WITH NON-HUBS	TOTAL SPENT WITH **ADJ. HUBS 47.0%	TOTAL SPENT WITH *OTHER HUBS 10.2%	BLACK	**ADJUSTED HUB GOAL 47.0% HISPANIC	WOMAN	*OTHER HUB GOAL 10.2% ASIAN PACIFIC	NATIVE AMERICAN
T	\$1,032,779	\$563,232/54.5%	\$385,620/37.3%	\$83,926/8.12%	\$7,250/.702%	\$378,370/36.6%		\$29,740/2.87%	\$54,186/5.24%
N									
S	***	***	\$2,086/.241%	\$7,948/.918%		\$2,086/.241%			\$7,948/.918%
-TC	\$67,396	\$138/.206%	\$67,257/99.7%			\$67,257/99.7%			
C	\$965,382	\$563,093/58.3%	\$320,448/33.1%	\$91,874/9.51%	\$7,250/.751%	\$313,198/32.4%		\$29,740/3.08%	\$62,134/6.43%

320-TEXAS WORKFORCE COMMISSION-Professional Services Unadjusted Goal is 20.0%

FUND TYPE	TOTAL EXPENDITURES	TOTAL SPENT WITH NON-HUBS	TOTAL SPENT WITH **ADJ. HUBS 18.1%	TOTAL SPENT WITH *OTHER HUBS 1.9%	BLACK	**ADJUSTED HUB GOAL 18.1% HISPANIC	WOMAN	*OTHER HUB GOAL 1.9% ASIAN PACIFIC	NATIVE AMERICAN
T	\$34,120	\$2,900/8.49%	\$31,220/91.5%			\$31,220/91.5%			
N									
S									
-TC									
C	\$34,120	\$2,900/8.49%	\$31,220/91.5%			\$31,220/91.5%			

320-TEXAS WORKFORCE COMMISSION-Other Services Unadjusted Goal is 33.0%

FUND TYPE	TOTAL EXPENDITURES	TOTAL SPENT WITH NON-HUBS	TOTAL SPENT WITH **ADJ. HUBS 33.0%	ASIAN PACIFIC	BLACK	**ADJUSTED HUB GOAL 33.0% HISPANIC	NATIVE AMERICAN	WOMAN
T	\$10,650,837	\$9,597,784/90.1%	\$1,053,053/9.88%	\$281,357/2.64%	\$115,845/1.08%	\$205,136/1.92%	\$6,442/.060%	\$444,269/4.17%
N								
S	***	***	\$92,355/4.55%			\$36,875/1.81%		\$55,480/2.73%
-TC	\$222,782	\$218,425/98.0%	\$4,356/1.95%			\$3/.001%		\$4,353/1.95%
C	\$10,428,055	\$9,379,368/89.9%	\$1,141,051/10.9%	\$281,357/2.69%	\$115,845/1.11%	\$242,010/2.32%	\$6,442/.061%	\$495,396/4.75%

320-TEXAS WORKFORCE COMMISSION-Commodity Purchasing Unadjusted Goal is 12.6%

FUND TYPE	TOTAL EXPENDITURES	TOTAL SPENT WITH NON-HUBS	TOTAL SPENT WITH **ADJ. HUBS 11.5%	TOTAL SPENT WITH *OTHER HUBS 1.1%	BLACK	**ADJUSTED HUB GOAL 11.5% HISPANIC	WOMAN	*OTHER HUB GOAL 1.1% ASIAN PACIFIC	NATIVE AMERICAN
T	\$10,010,915	\$5,884,651/58.7%	\$3,570,925/35.6%	\$555,337/5.54%	\$11,328/.113%	\$565,901/5.65%	\$2,993,696/29.9%	\$555,015/5.54%	\$322/.003%
N									
S									
-TC	\$1,313,369	\$1,238,519/94.3%	\$72,913/5.55%	\$1,936/.147%	\$227/.017%	\$48,595/3.70%	\$24,089/1.83%	\$1,647/.125%	\$289/.022%
C	\$8,697,545	\$4,646,132/53.4%	\$3,498,012/40.2%	\$553,401/6.36%	\$11,100/.127%	\$517,305/5.94%	\$2,969,606/34.1%	\$553,368/6.36%	\$33/.000%

DB = DEBIT (NEGATIVE AMOUNT) * = OTHER HUBS ** = ADJUSTED HUBS *** = DOLLARS REPORTED BUT NOT SHOWN IN THESE COLUMNS. SEE COVER LETTER PARA. 4
T=TREASURY, N=NON-TREASURY, S=SUBCONTRACTOR FUNDS & PROCUREMENT CARD HUB PURCHASES, TC=TERM CONTRACT, C=CONSOLIDATED. SEE PAGE 4 OF HUB REPORT FOR FUND TYPE DESCRIPTION.

FUND TYPE	TOTAL EXPENDITURES	TOTAL SPENT WITH NON-HUBS AMOUNT/%	323-TEACHER RETIREMENT SYSTEM-Heavy Construction Unadjusted Goal is 11.9%		**ADJUSTED HUB GOAL 6.6%				*OTHER HUB GOAL 5.3%
			TOTAL SPENT WITH **ADJ. HUBS 6.6% AMOUNT/%	TOTAL SPENT WITH *OTHER HUBS 5.3% AMOUNT/%	ASIAN PACIFIC AMOUNT/%	BLACK AMOUNT/%	HISPANIC AMOUNT/%	NATIVE AMERICAN AMOUNT/%	WOMAN AMOUNT/%

T
N
S
-TC
C

FUND TYPE	TOTAL EXPENDITURES	TOTAL SPENT WITH NON-HUBS	323-TEACHER RETIREMENT SYSTEM-Building Construction Unadjusted Goal is 26.1%		**ADJUSTED HUB GOAL 25.1%			*OTHER HUB GOAL 1.0%	
			TOTAL SPENT WITH **ADJ. HUBS 25.1%	TOTAL SPENT WITH *OTHER HUBS 1.0%	BLACK	HISPANIC	WOMAN	ASIAN PACIFIC	NATIVE AMERICAN

T
N
S
-TC
C

FUND TYPE	TOTAL EXPENDITURES	TOTAL SPENT WITH NON-HUBS	323-TEACHER RETIREMENT SYSTEM-Special Trade Unadjusted Goal is 57.2%		**ADJUSTED HUB GOAL 47.0%		*OTHER HUB GOAL 10.2%		
			TOTAL SPENT WITH **ADJ. HUBS 47.0%	TOTAL SPENT WITH *OTHER HUBS 10.2%	BLACK	HISPANIC	ASIAN PACIFIC	NATIVE AMERICAN	WOMAN

T
N
S
-TC
C

FUND TYPE	TOTAL EXPENDITURES	TOTAL SPENT WITH NON-HUBS	323-TEACHER RETIREMENT SYSTEM-Professional Services Unadjusted Goal is 20.0%		**ADJUSTED HUB GOAL 18.1%			*OTHER HUB GOAL 1.9%	
			TOTAL SPENT WITH **ADJ. HUBS 18.1%	TOTAL SPENT WITH *OTHER HUBS 1.9%	BLACK	HISPANIC	WOMAN	ASIAN PACIFIC	NATIVE AMERICAN

T
N
S
-TC
C

FUND TYPE	TOTAL EXPENDITURES	TOTAL SPENT WITH NON-HUBS	323-TEACHER RETIREMENT SYSTEM-Other Services Unadjusted Goal is 33.0%		**ADJUSTED HUB GOAL 33.0%				
			TOTAL SPENT WITH **ADJ. HUBS 33.0%	TOTAL SPENT WITH *OTHER HUBS 3.1%	ASIAN PACIFIC	BLACK	HISPANIC	NATIVE AMERICAN	WOMAN

T
N
S
-TC
C

FUND TYPE	TOTAL EXPENDITURES	TOTAL SPENT WITH NON-HUBS	323-TEACHER RETIREMENT SYSTEM-Commodity Purchasing Unadjusted Goal is 12.6%		**ADJUSTED HUB GOAL 11.5%			*OTHER HUB GOAL 1.1%	
			TOTAL SPENT WITH **ADJ. HUBS 11.5%	TOTAL SPENT WITH *OTHER HUBS 1.1%	BLACK	HISPANIC	WOMAN	ASIAN PACIFIC	NATIVE AMERICAN

T
N
S
-TC
C

DB = DEBIT (NEGATIVE AMOUNT) * = OTHER HUBS ** = ADJUSTED HUBS *** = DOLLARS REPORTED BUT NOT SHOWN IN THESE COLUMNS. SEE COVER LETTER PARA. 4
T=TREASURY, N=NON-TREASURY, S=SUBCONTRACTOR FUNDS & PROCUREMENT CARD HUB PURCHASES, TC=TERM CONTRACT, C=CONSOLIDATED. SEE PAGE 4 OF HUB REPORT FOR FUND TYPE DESCRIPTION.

324-DEPARTMENT OF HUMAN SERVICES-Heavy Construction Unadjusted Goal is 11.9%

FUND TYPE	TOTAL EXPENDITURES	TOTAL SPENT WITH NON-HUBS AMOUNT/%	TOTAL SPENT WITH **ADJ. HUBS 6.6% AMOUNT/%	TOTAL SPENT WITH *OTHER HUBS 5.3% AMOUNT/%	ASIAN PACIFIC AMOUNT/%	**ADJUSTED HUB GOAL 6.6% BLACK AMOUNT/%	HISPANIC AMOUNT/%	NATIVE AMERICAN AMOUNT/%	*OTHER HUB GOAL 5.3% WOMAN AMOUNT/%
T									
N									
S									
-TC									
C									

324-DEPARTMENT OF HUMAN SERVICES-Building Construction Unadjusted Goal is 26.1%

FUND TYPE	TOTAL EXPENDITURES	TOTAL SPENT WITH NON-HUBS	TOTAL SPENT WITH **ADJ. HUBS 25.1%	TOTAL SPENT WITH *OTHER HUBS 1.0%	BLACK	**ADJUSTED HUB GOAL 25.1% HISPANIC	WOMAN	*OTHER HUB GOAL 1.0% ASIAN PACIFIC	NATIVE AMERICAN
T									
N									
S									
-TC									
C									

324-DEPARTMENT OF HUMAN SERVICES-Special Trade Unadjusted Goal is 57.2%

FUND TYPE	TOTAL EXPENDITURES	TOTAL SPENT WITH NON-HUBS	TOTAL SPENT WITH **ADJ. HUBS 47.0%	TOTAL SPENT WITH *OTHER HUBS 10.2%	BLACK	**ADJUSTED HUB GOAL 47.0% HISPANIC	ASIAN PACIFIC	*OTHER HUB GOAL 10.2% NATIVE AMERICAN	WOMAN
T	\$437,240	\$332,287/75.9%	\$95,437/21.8%	\$9,515/2.17%	\$28,570/6.53%	\$66,866/15.2%			\$9,515/2.17%
N									
S									
-TC	\$207	\$207/100%							
C	\$437,032	\$332,079/75.9%	\$95,437/21.8%	\$9,515/2.17%	\$28,570/6.53%	\$66,866/15.3%			\$9,515/2.17%

324-DEPARTMENT OF HUMAN SERVICES-Professional Services Unadjusted Goal is 20.0%

FUND TYPE	TOTAL EXPENDITURES	TOTAL SPENT WITH NON-HUBS	TOTAL SPENT WITH **ADJ. HUBS 18.1%	TOTAL SPENT WITH *OTHER HUBS 1.9%	BLACK	**ADJUSTED HUB GOAL 18.1% HISPANIC	WOMAN	*OTHER HUB GOAL 1.9% ASIAN PACIFIC	NATIVE AMERICAN
T	\$5,555	\$5,555/100%							
N									
S									
-TC									
C	\$5,555	\$5,555/100%							

324-DEPARTMENT OF HUMAN SERVICES-Other Services Unadjusted Goal is 33.0%

FUND TYPE	TOTAL EXPENDITURES	TOTAL SPENT WITH NON-HUBS	TOTAL SPENT WITH **ADJ. HUBS 33.0%	ASIAN PACIFIC	BLACK	**ADJUSTED HUB GOAL 33.0% HISPANIC	NATIVE AMERICAN	WOMAN
T	\$40,576,382	\$37,470,151/92.3%	\$3,106,230/7.65%	\$613,794/1.51%	\$557,385/1.37%	\$903,988/2.22%	\$38,103/.093%	\$892,948/2.44%
N								
S	***	***	\$1,897,481/6.11%	\$77,431/.249%	\$575,748/1.85%	\$112,402/.362%		\$1,131,900/3.64%
-TC	\$440,444	\$434,532/98.6%	\$5,912/1.34%	\$5,907/1.34%				\$5/.001%
C	\$40,135,937	\$37,035,619/92.2%	\$4,997,799/12.4%	\$685,318/1.70%	\$1,133,133/2.82%	\$1,016,400/2.53%	\$38,103/.094%	\$2,124,843/5.29%

324-DEPARTMENT OF HUMAN SERVICES-Commodity Purchasing Unadjusted Goal is 12.6%

FUND TYPE	TOTAL EXPENDITURES	TOTAL SPENT WITH NON-HUBS	TOTAL SPENT WITH **ADJ. HUBS 11.5%	TOTAL SPENT WITH *OTHER HUBS 1.1%	BLACK	**ADJUSTED HUB GOAL 11.5% HISPANIC	WOMAN	*OTHER HUB GOAL 1.1% ASIAN PACIFIC	NATIVE AMERICAN
T	\$19,302,019	\$14,405,718/74.6%	\$2,440,263/12.6%	\$2,456,037/12.7%	\$327,604/1.69%	\$543,971/2.81%	\$1,568,687/8.12%	\$2,449,428/12.6%	\$6,609/.034%
N									
S	***	***	\$86,393/25.6%	\$930/.275%	\$9,553/2.83%	\$34,434/10.2%	\$42,405/12.5%	\$930/.275%	
-TC	\$4,623,939	\$4,535,159/98.0%	\$84,643/1.39%	\$24,137/.522%	\$9/.000%	\$544/.011%	\$64,089/1.38%	\$21,784/.471%	\$2,353/.050%
C	\$14,678,079	\$9,870,559/67.2%	\$2,462,013/16.7%	\$2,432,830/16.5%	\$337,148/2.29%	\$577,861/3.93%	\$1,547,003/10.5%	\$2,428,574/16.5%	\$4,255/.029%

DB = DEBIT (NEGATIVE AMOUNT) * = OTHER HUBS ** = ADJUSTED HUBS *** = DOLLARS REPORTED BUT NOT SHOWN IN THESE COLUMNS. SEE COVER LETTER PARA. 4
T=TREASURY, N=NON-TREASURY, S=SUBCONTRACTOR FUNDS & PROCUREMENT CARD HUB PURCHASES, TC=TERM CONTRACT, C=CONSOLIDATED. SEE PAGE 4 OF HUB REPORT FOR FUND TYPE DESCRIPTION.

325-FIREMEN'S PENSION COMMISSION-Heavy Construction Unadjusted Goal is 11.9%

FUND TYPE	TOTAL EXPENDITURES	TOTAL SPENT WITH NON-HUBS AMOUNT/%	TOTAL SPENT WITH **ADJ. HUBS 6.6% AMOUNT/%	TOTAL SPENT WITH *OTHER HUBS 5.3% AMOUNT/%	ASIAN PACIFIC AMOUNT/%	BLACK AMOUNT/%	HISPANIC AMOUNT/%	NATIVE AMERICAN AMOUNT/%	*OTHER HUB GOAL 5.3% WOMAN AMOUNT/%
T									
N									
S									
-TC									
C									

325-FIREMEN'S PENSION COMMISSION-Building Construction Unadjusted Goal is 26.1%

FUND TYPE	TOTAL EXPENDITURES	TOTAL SPENT WITH NON-HUBS	TOTAL SPENT WITH **ADJ. HUBS 25.1%	TOTAL SPENT WITH *OTHER HUBS 1.0%	BLACK	HISPANIC	WOMAN	*OTHER HUB GOAL 1.0% ASIAN PACIFIC NATIVE AMERICAN
T								
N								
S								
-TC								
C								

325-FIREMEN'S PENSION COMMISSION-Special Trade Unadjusted Goal is 57.2%

FUND TYPE	TOTAL EXPENDITURES	TOTAL SPENT WITH NON-HUBS	TOTAL SPENT WITH **ADJ. HUBS 47.0%	TOTAL SPENT WITH *OTHER HUBS 10.2%	BLACK	HISPANIC	*OTHER HUB GOAL 10.2% ASIAN PACIFIC NATIVE AMERICAN WOMAN
T	\$86	\$86/100 %					
N							
S							
-TC							
C	\$86	\$86/100 %					

325-FIREMEN'S PENSION COMMISSION-Professional Services Unadjusted Goal is 20.0%

FUND TYPE	TOTAL EXPENDITURES	TOTAL SPENT WITH NON-HUBS	TOTAL SPENT WITH **ADJ. HUBS 18.1%	TOTAL SPENT WITH *OTHER HUBS 1.9%	BLACK	HISPANIC	WOMAN	*OTHER HUB GOAL 1.9% ASIAN PACIFIC NATIVE AMERICAN
T	\$69,793	\$69,793/100 %						
N								
S								
-TC								
C	\$69,793	\$69,793/100 %						

325-FIREMEN'S PENSION COMMISSION-Other Services Unadjusted Goal is 33.0%

FUND TYPE	TOTAL EXPENDITURES	TOTAL SPENT WITH NON-HUBS	TOTAL SPENT WITH **ADJ. HUBS 33.0%	ASIAN PACIFIC	BLACK	HISPANIC	NATIVE AMERICAN	WOMAN
T	\$114,153	\$111,176/97.3%	\$2,976/2.60%			\$2,315/2.02%		\$660/.578%
N								
S								
-TC								
C	\$114,153	\$111,176/97.3%	\$2,976/2.60%			\$2,315/2.02%		\$660/.578%

325-FIREMEN'S PENSION COMMISSION-Commodity Purchasing Unadjusted Goal is 12.6%

FUND TYPE	TOTAL EXPENDITURES	TOTAL SPENT WITH NON-HUBS	TOTAL SPENT WITH **ADJ. HUBS 11.5%	TOTAL SPENT WITH *OTHER HUBS 1.1%	BLACK	HISPANIC	WOMAN	*OTHER HUB GOAL 1.1% ASIAN PACIFIC NATIVE AMERICAN
T	\$19,102	\$14,554/76.1%	\$3,507/18.3%	\$1,041/5.44%	\$2,377/12.4%		\$1,130/5.91%	\$1,041/5.44%
N								
S								
-TC	\$1,275	\$1,275/100 %						
C	\$17,827	\$13,279/74.4%	\$3,507/19.6%	\$1,041/5.83%	\$2,377/13.3%		\$1,130/6.33%	\$1,041/5.83%

DB = DEBIT (NEGATIVE AMOUNT) * = OTHER HUBS ** = ADJUSTED HUBS *** = DOLLARS REPORTED BUT NOT SHOWN IN THESE COLUMNS. SEE COVER LETTER PARA. 4
T=TREASURY, N=NON-TREASURY, S=SUBCONTRACTOR FUNDS & PROCUREMENT CARD HUB PURCHASES, TC=TERM CONTRACT, C=CONSOLIDATED. SEE PAGE 4 OF HUB REPORT FOR FUND TYPE DESCRIPTION.

327-EMPLOYEES RETIREMENT SYSTEM-Heavy Construction Unadjusted Goal is 11.9%

FUND TYPE	TOTAL EXPENDITURES	TOTAL SPENT WITH NON-HUBS AMOUNT/%	TOTAL SPENT WITH **ADJ. HUBS 8.6% AMOUNT/%	TOTAL SPENT WITH *OTHER HUBS 5.3% AMOUNT/%	ASIAN PACIFIC AMOUNT/%	**ADJUSTED HUB GOAL 6.6% BLACK AMOUNT/%	HISPANIC AMOUNT/%	NATIVE AMERICAN AMOUNT/%	*OTHER HUB GOAL 5.3% WOMAN AMOUNT/%
-----------	--------------------	------------------------------------	--	--	------------------------	--	-------------------	--------------------------	--

T
N
S
-TC

C

327-EMPLOYEES RETIREMENT SYSTEM-Building Construction Unadjusted Goal is 26.1%

FUND TYPE	TOTAL EXPENDITURES	TOTAL SPENT WITH NON-HUBS	TOTAL SPENT WITH **ADJ. HUBS 25.1%	TOTAL SPENT WITH *OTHER HUBS 1.0%	BLACK	**ADJUSTED HUB GOAL 25.1% HISPANIC	WOMAN	*OTHER HUB GOAL 1.0% ASIAN PACIFIC	NATIVE AMERICAN
-----------	--------------------	---------------------------	------------------------------------	-----------------------------------	-------	---------------------------------------	-------	---------------------------------------	-----------------

T
N
S
-TC

C

327-EMPLOYEES RETIREMENT SYSTEM-Special Trade Unadjusted Goal is 57.2%

FUND TYPE	TOTAL EXPENDITURES	TOTAL SPENT WITH NON-HUBS	TOTAL SPENT WITH **ADJ. HUBS 47.0%	TOTAL SPENT WITH *OTHER HUBS 10.2% \$1,965/3.48%	BLACK	**ADJUSTED HUB GOAL 47.0% HISPANIC	WOMAN	*OTHER HUB GOAL 10.2% ASIAN PACIFIC	NATIVE AMERICAN	\$1,965/3.48%
-----------	--------------------	---------------------------	------------------------------------	---	-------	---------------------------------------	-------	--	-----------------	---------------

T
N
S
-TC

C

327-EMPLOYEES RETIREMENT SYSTEM-Professional Services Unadjusted Goal is 20.0%

FUND TYPE	TOTAL EXPENDITURES	TOTAL SPENT WITH NON-HUBS	TOTAL SPENT WITH **ADJ. HUBS 18.1%	TOTAL SPENT WITH *OTHER HUBS 1.9%	BLACK	**ADJUSTED HUB GOAL 18.1% HISPANIC	WOMAN	*OTHER HUB GOAL 1.9% ASIAN PACIFIC	NATIVE AMERICAN
-----------	--------------------	---------------------------	------------------------------------	-----------------------------------	-------	---------------------------------------	-------	---------------------------------------	-----------------

T
N
S
-TC

C

327-EMPLOYEES RETIREMENT SYSTEM-Other Services Unadjusted Goal is 33.0%

FUND TYPE	TOTAL EXPENDITURES	TOTAL SPENT WITH NON-HUBS	TOTAL SPENT WITH **ADJ. HUBS 33.0% \$435,666/8.62%	ASIAN PACIFIC	**ADJUSTED HUB GOAL 33.0% BLACK	HISPANIC	NATIVE AMERICAN	WOMAN
-----------	--------------------	---------------------------	---	---------------	------------------------------------	----------	-----------------	-------

T
N
S
-TC

C

327-EMPLOYEES RETIREMENT SYSTEM-Commodity Purchasing Unadjusted Goal is 12.6%

FUND TYPE	TOTAL EXPENDITURES	TOTAL SPENT WITH NON-HUBS	TOTAL SPENT WITH **ADJ. HUBS 11.5% \$258,088/15.9%	TOTAL SPENT WITH *OTHER HUBS 1.1% \$100,304/6.21%	BLACK	**ADJUSTED HUB GOAL 11.5% HISPANIC	WOMAN	*OTHER HUB GOAL 1.1% ASIAN PACIFIC	NATIVE AMERICAN
-----------	--------------------	---------------------------	---	--	-------	---------------------------------------	-------	---------------------------------------	-----------------

T
N
S
-TC

C

DB = DEBIT (NEGATIVE AMOUNT) * = OTHER HUBS ** = ADJUSTED HUBS *** = DOLLARS REPORTED BUT NOT SHOWN IN THESE COLUMNS. SEE COVER LETTER PARA. 4
T=TREASURY, N=NON-TREASURY, S=SUBCONTRACTOR FUNDS & PROCUREMENT CARD HUB PURCHASES, TC=TERM CONTRACT, C=CONSOLIDATED. SEE PAGE 4 OF HUB REPORT FOR FUND TYPE DESCRIPTION.

329-REAL ESTATE COMMISSION-Heavy Construction Unadjusted Goal is 11.9%

FUND TYPE	TOTAL EXPENDITURES	TOTAL SPENT WITH NON-HUBS AMOUNT/%	TOTAL SPENT WITH **ADJ. HUBS 5.6% AMOUNT/%	TOTAL SPENT WITH *OTHER HUBS 5.3% AMOUNT/%	ASIAN PACIFIC AMOUNT/%	BLACK AMOUNT/%	HISPANIC AMOUNT/%	NATIVE AMERICAN AMOUNT/%	*OTHER HUB GOAL 5.3% WOMAN AMOUNT/%
T									
N									
S									
-TC									
C									

329-REAL ESTATE COMMISSION-Building Construction Unadjusted Goal is 26.1%

FUND TYPE	TOTAL EXPENDITURES	TOTAL SPENT WITH NON-HUBS	TOTAL SPENT WITH **ADJ. HUBS 25.1%	TOTAL SPENT WITH *OTHER HUBS 1.0%	BLACK	HISPANIC	WOMAN	ASIAN PACIFIC	NATIVE AMERICAN
T									
N									
S									
-TC									
C									

329-REAL ESTATE COMMISSION-Special Trade Unadjusted Goal is 57.2%

FUND TYPE	TOTAL EXPENDITURES	TOTAL SPENT WITH NON-HUBS	TOTAL SPENT WITH **ADJ. HUBS 47.0%	TOTAL SPENT WITH *OTHER HUBS 10.2%	BLACK	HISPANIC	ASIAN PACIFIC	NATIVE AMERICAN	WOMAN
T	\$182	\$182/100 %							
N									
S									
-TC									
C	\$182	\$182/100 %							

329-REAL ESTATE COMMISSION-Professional Services Unadjusted Goal is 20.0%

FUND TYPE	TOTAL EXPENDITURES	TOTAL SPENT WITH NON-HUBS	TOTAL SPENT WITH **ADJ. HUBS 18.1%	TOTAL SPENT WITH *OTHER HUBS 1.9%	BLACK	HISPANIC	WOMAN	ASIAN PACIFIC	NATIVE AMERICAN
T									
N									
S									
-TC									
C									

329-REAL ESTATE COMMISSION-Other Services Unadjusted Goal is 33.0%

FUND TYPE	TOTAL EXPENDITURES	TOTAL SPENT WITH NON-HUBS	TOTAL SPENT WITH **ADJ. HUBS 33.0%	ASIAN PACIFIC	BLACK	HISPANIC	NATIVE AMERICAN	WOMAN
T	\$117,459	\$104,615/89.0%	\$12,844/10.9%	\$2,312/1.96%		\$2,533/2.15%	\$950/.808%	\$7,048/6.00%
N								
S								
-TC	\$8,188	\$6,534/79.8%	\$1,653/20.1%					\$1,653/20.1%
C	\$109,271	\$98,080/89.7%	\$11,190/10.2%	\$2,312/2.11%		\$2,533/2.31%	\$950/.869%	\$5,394/4.93%

329-REAL ESTATE COMMISSION-Commodity Purchasing Unadjusted Goal is 12.6%

FUND TYPE	TOTAL EXPENDITURES	TOTAL SPENT WITH NON-HUBS	TOTAL SPENT WITH **ADJ. HUBS 11.5%	TOTAL SPENT WITH *OTHER HUBS 1.1%	BLACK	HISPANIC	WOMAN	ASIAN PACIFIC	NATIVE AMERICAN
T	\$95,375	\$74,453/78.0%	\$17,010/17.8%	\$3,911/4.10%		\$1,567/1.64%	\$15,442/16.1%	\$3,911/4.10%	
N									
S									
-TC	\$14,340	\$13,336/92.9%	\$1,004/7.00%				\$1,004/7.00%		
C	\$81,035	\$61,117/75.4%	\$16,006/19.7%	\$3,911/4.82%	\$1,567/1.93%	\$14,438/17.8%	\$3,911/4.82%		

DB = DEBIT (NEGATIVE AMOUNT) * = OTHER HUBS ** = ADJUSTED HUBS *** = DOLLARS REPORTED BUT NOT SHOWN IN THESE COLUMNS. SEE COVER LETTER PARA. 4
T=TREASURY, N=NON-TREASURY, S=SUBCONTRACTOR FUNDS & PROCUREMENT CARD HUB PURCHASES, TC=TERM CONTRACT, C=CONSOLIDATED. SEE PAGE 4 OF HUB REPORT FOR FUND TYPE DESCRIPTION.

330-TEXAS REHABILITATION COMMISSION-Heavy Construction Unadjusted Goal is 11.9%

FUND TYPE	TOTAL EXPENDITURES	TOTAL SPENT WITH NON-HUBS AMOUNT/%	TOTAL SPENT WITH **ADJ. HUBS 6.6% AMOUNT/%	TOTAL SPENT WITH *OTHER HUBS 5.3% AMOUNT/%	ASIAN PACIFIC AMOUNT/%	**ADJUSTED HUB GOAL 6.6% BLACK AMOUNT/%	HISPANIC AMOUNT/%	NATIVE AMERICAN AMOUNT/%	*OTHER HUB GOAL 5.3% WOMAN AMOUNT/%
-----------	--------------------	------------------------------------	--	--	------------------------	--	-------------------	--------------------------	--

T
N
S
-TC

C

330-TEXAS REHABILITATION COMMISSION-Building Construction Unadjusted Goal is 26.1%

FUND TYPE	TOTAL EXPENDITURES	TOTAL SPENT WITH NON-HUBS	TOTAL SPENT WITH **ADJ. HUBS 25.1%	TOTAL SPENT WITH *OTHER HUBS 1.0%	BLACK	**ADJUSTED HUB GOAL 25.1% HISPANIC	WOMAN	*OTHER HUB GOAL 1.0% ASIAN PACIFIC	NATIVE AMERICAN
-----------	--------------------	---------------------------	------------------------------------	-----------------------------------	-------	---------------------------------------	-------	---------------------------------------	-----------------

T
N
S
-TC

C

330-TEXAS REHABILITATION COMMISSION-Special Trade Unadjusted Goal is 57.2%

FUND TYPE	TOTAL EXPENDITURES	TOTAL SPENT WITH NON-HUBS	TOTAL SPENT WITH **ADJ. HUBS 47.0%	TOTAL SPENT WITH *OTHER HUBS 10.2%	BLACK	**ADJUSTED HUB GOAL 47.0% HISPANIC	ASIAN PACIFIC	*OTHER HUB GOAL 10.2% NATIVE AMERICAN	WOMAN
-----------	--------------------	---------------------------	------------------------------------	------------------------------------	-------	---------------------------------------	---------------	--	-------

T
N
S
-TC

C

330-TEXAS REHABILITATION COMMISSION-Professional Services Unadjusted Goal is 20.0%

FUND TYPE	TOTAL EXPENDITURES	TOTAL SPENT WITH NON-HUBS	TOTAL SPENT WITH **ADJ. HUBS 18.1%	TOTAL SPENT WITH *OTHER HUBS 1.8%	BLACK	**ADJUSTED HUB GOAL 18.1% HISPANIC	WOMAN	*OTHER HUB GOAL 1.9% ASIAN PACIFIC	NATIVE AMERICAN
-----------	--------------------	---------------------------	------------------------------------	-----------------------------------	-------	---------------------------------------	-------	---------------------------------------	-----------------

T
N
S
-TC

C

330-TEXAS REHABILITATION COMMISSION-Other Services Unadjusted Goal is 33.0%

FUND TYPE	TOTAL EXPENDITURES	TOTAL SPENT WITH NON-HUBS	TOTAL SPENT WITH **ADJ. HUBS 33.0%	ASIAN PACIFIC	**ADJUSTED HUB GOAL 33.0% BLACK	HISPANIC	NATIVE AMERICAN	WOMAN
-----------	--------------------	---------------------------	------------------------------------	---------------	------------------------------------	----------	-----------------	-------

T
N
S
-TC

C

330-TEXAS REHABILITATION COMMISSION-Commodity Purchasing Unadjusted Goal is 12.6%

FUND TYPE	TOTAL EXPENDITURES	TOTAL SPENT WITH NON-HUBS	TOTAL SPENT WITH **ADJ. HUBS 11.5%	TOTAL SPENT WITH *OTHER HUBS 1.1%	BLACK	**ADJUSTED HUB GOAL 11.5% HISPANIC	WOMAN	*OTHER HUB GOAL 1.1% ASIAN PACIFIC	NATIVE AMERICAN
-----------	--------------------	---------------------------	------------------------------------	-----------------------------------	-------	---------------------------------------	-------	---------------------------------------	-----------------

T
N
S
-TC

C

DB = DEBIT (NEGATIVE AMOUNT) * = OTHER HUBS ** = ADJUSTED HUBS *** = DOLLARS REPORTED BUT NOT SHOWN IN THESE COLUMNS. SEE COVER LETTER PARA. 4
T-TREASURY, N-NON-TREASURY, S-SUBCONTRACTOR FUNDS & PROCUREMENT CARD HUB PURCHASES, TC-TERM CONTRACT, C-CONSOLIDATED. SEE PAGE 4 OF HUB REPORT FOR FUND TYPE DESCRIPTION.

332-TX DEPT OF HOUSING & COMM AFFAIRS-Heavy Construction Unadjusted Goal is 11.9%

FUND TYPE	TOTAL EXPENDITURES	TOTAL SPENT WITH NON-HUBS AMOUNT/%	TOTAL SPENT WITH **ADJ. HUBS 6.6% AMOUNT/%	TOTAL SPENT WITH *OTHER HUBS 5.3% AMOUNT/%	ASIAN PACIFIC AMOUNT/%	BLACK AMOUNT/%	HISPANIC AMOUNT/%	NATIVE AMERICAN AMOUNT/%	*OTHER HUB GOAL 5.3% WOMAN AMOUNT/%
T									
N									
S									
-TC									
C									

332-TX DEPT OF HOUSING & COMM AFFAIRS-Building Construction Unadjusted Goal is 26.1%

FUND TYPE	TOTAL EXPENDITURES	TOTAL SPENT WITH NON-HUBS	TOTAL SPENT WITH **ADJ. HUBS 25.1%	TOTAL SPENT WITH *OTHER HUBS 1.0%	BLACK	HISPANIC	WOMAN	ASIAN PACIFIC	NATIVE AMERICAN
T									
N									
S									
-TC									
C									

332-TX DEPT OF HOUSING & COMM AFFAIRS-Special Trade Unadjusted Goal is 57.2%

FUND TYPE	TOTAL EXPENDITURES	TOTAL SPENT WITH NON-HUBS	TOTAL SPENT WITH **ADJ. HUBS 47.0%	TOTAL SPENT WITH *OTHER HUBS 10.2%	BLACK	HISPANIC	ASIAN PACIFIC	NATIVE AMERICAN	WOMAN
T									
N									
S									
-TC									
C									

332-TX DEPT OF HOUSING & COMM AFFAIRS-Professional Services Unadjusted Goal is 20.0%

FUND TYPE	TOTAL EXPENDITURES	TOTAL SPENT WITH NON-HUBS	TOTAL SPENT WITH **ADJ. HUBS 16.1%	TOTAL SPENT WITH *OTHER HUBS 1.9%	BLACK	HISPANIC	WOMAN	ASIAN PACIFIC	NATIVE AMERICAN
T	\$223,090	\$223,090/100 %							
N	***	***	\$146,816/65.8%			\$146,816/65.8%			
S									
-TC									
C	\$223,090	\$223,090/100 %	\$146,816/65.8%			\$146,816/65.8%			

332-TX DEPT OF HOUSING & COMM AFFAIRS-Other Services Unadjusted Goal is 33.0%

FUND TYPE	TOTAL EXPENDITURES	TOTAL SPENT WITH NON-HUBS	TOTAL SPENT WITH **ADJ. HUBS 33.0%	TOTAL SPENT WITH *OTHER HUBS 1.1%	ASIAN PACIFIC	BLACK	HISPANIC	NATIVE AMERICAN	WOMAN
T	\$925,586	\$584,145/63.1%	\$341,440/36.8%			\$182,058/19.6%	\$17,686/1.9%		\$141,696/15.3%
N									
S									
-TC	\$38,038	\$37,217/97.8%	\$821/2.15%						\$821/2.15%
C	\$887,547	\$546,927/61.6%	\$340,619/38.3%			\$182,058/20.5%	\$17,686/1.99%		\$140,875/15.8%

332-TX DEPT OF HOUSING & COMM AFFAIRS-Commodity Purchasing Unadjusted Goal is 12.6%

FUND TYPE	TOTAL EXPENDITURES	TOTAL SPENT WITH NON-HUBS	TOTAL SPENT WITH **ADJ. HUBS 11.5%	TOTAL SPENT WITH *OTHER HUBS 1.1%	BLACK	HISPANIC	WOMAN	ASIAN PACIFIC	NATIVE AMERICAN
T	\$257,667	\$135,163/52.4%	\$106,348/41.2%		\$29,139/11.3%	\$3,665/1.42%	\$73,543/28.5%		\$16,154/6.26%
N									
S									
-TC	\$75,166	\$75,166/100 %							
C	\$182,500	\$59,997/32.8%	\$106,348/58.2%		\$29,139/15.9%	\$3,665/2.00%	\$73,543/40.2%		\$16,154/8.85%

DB = DEBIT (NEGATIVE AMOUNT) * = OTHER HUBS ** = ADJUSTED HUBS *** = DOLLARS REPORTED BUT NOT SHOWN IN THESE COLUMNS. SEE COVER LETTER PARA. 4
T=TREASURY, N=NON-TREASURY, S=SUBCONTRACTOR FUNDS & PROCUREMENT CARD HUB PURCHASES, TC=TERM CONTRACT, C=CONSOLIDATED. SEE PAGE 4 OF HUB REPORT FOR FUND TYPE DESCRIPTION.

333-OFFICE OF STATE-FEDERAL RELATIONS-Heavy Construction Unadjusted Goal is 11.9%

FUND TYPE	TOTAL EXPENDITURES	TOTAL SPENT WITH NON-HUBS AMOUNT/%	TOTAL SPENT WITH **ADJ HUBS 6.6% AMOUNT/%	TOTAL SPENT WITH *OTHER HUBS 5.3% AMOUNT/%	ASIAN PACIFIC AMOUNT/%	**ADJUSTED HUB GOAL 6.6% BLACK AMOUNT/%	HISPANIC AMOUNT/%	NATIVE AMERICAN AMOUNT/%	*OTHER HUB GOAL 5.3% WOMAN AMOUNT/%
T									
N									
S									
-TC									
C									

333-OFFICE OF STATE-FEDERAL RELATIONS-Building Construction Unadjusted Goal is 26.1%

FUND TYPE	TOTAL EXPENDITURES	TOTAL SPENT WITH NON-HUBS	TOTAL SPENT WITH **ADJ HUBS 25.1%	TOTAL SPENT WITH *OTHER HUBS 1.0%	BLACK	**ADJUSTED HUB GOAL 25.1% HISPANIC	WOMAN	*OTHER HUB GOAL 1.0% ASIAN PACIFIC	NATIVE AMERICAN
T									
N									
S									
-TC									
C									

333-OFFICE OF STATE-FEDERAL RELATIONS-Special Trade Unadjusted Goal is 57.2%

FUND TYPE	TOTAL EXPENDITURES	TOTAL SPENT WITH NON-HUBS	TOTAL SPENT WITH **ADJ HUBS 47.0%	TOTAL SPENT WITH *OTHER HUBS 10.2%	BLACK	**ADJUSTED HUB GOAL 47.0% HISPANIC	ASIAN PACIFIC	*OTHER HUB GOAL 10.2% NATIVE AMERICAN	WOMAN
T									
N									
S									
-TC									
C									

333-OFFICE OF STATE-FEDERAL RELATIONS-Professional Services Unadjusted Goal is 20.0%

FUND TYPE	TOTAL EXPENDITURES	TOTAL SPENT WITH NON-HUBS	TOTAL SPENT WITH **ADJ HUBS 18.1%	TOTAL SPENT WITH *OTHER HUBS 1.9%	BLACK	**ADJUSTED HUB GOAL 18.1% HISPANIC	WOMAN	*OTHER HUB GOAL 1.9% ASIAN PACIFIC	NATIVE AMERICAN
T									
N									
S									
-TC									
C									

333-OFFICE OF STATE-FEDERAL RELATIONS-Other Services Unadjusted Goal is 33.0%

FUND TYPE	TOTAL EXPENDITURES	TOTAL SPENT WITH NON-HUBS	TOTAL SPENT WITH **ADJ HUBS 33.0%	ASIAN PACIFIC	BLACK	**ADJUSTED HUB GOAL 33.0% HISPANIC	NATIVE AMERICAN	WOMAN
T	\$41,337	\$41,337/100 %						
N								
S								
-TC	\$1,332	\$1,332/100 %						
C	\$40,004	\$40,004/100 %						

333-OFFICE OF STATE-FEDERAL RELATIONS-Commodity Purchasing Unadjusted Goal is 12.6%

FUND TYPE	TOTAL EXPENDITURES	TOTAL SPENT WITH NON-HUBS	TOTAL SPENT WITH **ADJ HUBS 11.5%	TOTAL SPENT WITH *OTHER HUBS 1.1%	BLACK	**ADJUSTED HUB GOAL 11.5% HISPANIC	WOMAN	*OTHER HUB GOAL 1.1% ASIAN PACIFIC	NATIVE AMERICAN
T	\$42,528	\$40,835/96.0%	\$415/.975%	\$1,277/3.00%			\$415/.975%	\$1,277/3.00%	
N									
S									
-TC	\$7,813	\$7,813/100 %							
C	\$34,714	\$33,022/95.1%	\$415/1.19%	\$1,277/3.67%			\$415/1.19%	\$1,277/3.67%	

DB = DEBIT (NEGATIVE AMOUNT) * = OTHER HUBS ** = ADJUSTED HUBS *** = DOLLARS REPORTED BUT NOT SHOWN IN THESE COLUMNS. SEE COVER LETTER PARA. 4
T=TREASURY, N=NON-TREASURY, S=SUBCONTRACTOR FUNDS & PROCUREMENT CARD HUB PURCHASES, TC=TERM CONTRACT, C=CONSOLIDATED. SEE PAGE 4 OF HUB REPORT FOR FUND TYPE DESCRIPTION.

FUND TYPE	TOTAL EXPENDITURES	TOTAL SPENT WITH NON-HUBS AMOUNT/%	335-TX COMM FOR DEAF & HARD OF HEARING-Heavy Construction Unadjusted Goal is 11.9%		**ADJUSTED HUB GOAL 6.6%				*OTHER HUB GOAL 5.3% WOMAN AMOUNT/%
			TOTAL SPENT WITH **ADJ HUBS 6.6% AMOUNT/%	TOTAL SPENT WITH *OTHER HUBS 5.3% AMOUNT/%	ASIAN PACIFIC AMOUNT/%	BLACK AMOUNT/%	HISPANIC AMOUNT/%	NATIVE AMERICAN AMOUNT/%	

T
N
S
-TC

C

FUND TYPE	TOTAL EXPENDITURES	TOTAL SPENT WITH NON-HUBS	335-TX COMM FOR DEAF & HARD OF HEARING-Building Construction Unadjusted Goal is 26.1%		**ADJUSTED HUB GOAL 25.1%			*OTHER HUB GOAL 1.0%	
			TOTAL SPENT WITH **ADJ HUBS 25.1%	TOTAL SPENT WITH *OTHER HUBS 1.0%	BLACK	HISPANIC	WOMAN	ASIAN PACIFIC	NATIVE AMERICAN

T
N
S
-TC

C

FUND TYPE	TOTAL EXPENDITURES	TOTAL SPENT WITH NON-HUBS	335-TX COMM FOR DEAF & HARD OF HEARING-Special Trade Unadjusted Goal is 57.2%		**ADJUSTED HUB GOAL 47.0%		*OTHER HUB GOAL 10.2%		
			TOTAL SPENT WITH **ADJ HUBS 47.0%	TOTAL SPENT WITH *OTHER HUBS 10.2%	BLACK	HISPANIC	ASIAN PACIFIC	NATIVE AMERICAN	WOMAN

T
N
S
-TC

C

FUND TYPE	TOTAL EXPENDITURES	TOTAL SPENT WITH NON-HUBS	335-TX COMM FOR DEAF & HARD OF HEARING-Professional Services Unadjusted Goal is 20.0%		**ADJUSTED HUB GOAL 18.1%			*OTHER HUB GOAL 1.9%	
			TOTAL SPENT WITH **ADJ HUBS 18.1%	TOTAL SPENT WITH *OTHER HUBS 1.9%	BLACK	HISPANIC	WOMAN	ASIAN PACIFIC	NATIVE AMERICAN

T
N
S
-TC

C

FUND TYPE	TOTAL EXPENDITURES	TOTAL SPENT WITH NON-HUBS	TOTAL SPENT WITH **ADJ HUBS 33.0%	335-TX COMM FOR DEAF & HARD OF HEARING-Other Services Unadjusted Goal is 33.0%				
				ASIAN PACIFIC	BLACK	HISPANIC	NATIVE AMERICAN	WOMAN

T
N
S
-TC

C

FUND TYPE	TOTAL EXPENDITURES	TOTAL SPENT WITH NON-HUBS	TOTAL SPENT WITH **ADJ HUBS 11.5%	TOTAL SPENT WITH *OTHER HUBS 1.1%	**ADJUSTED HUB GOAL 11.5%			*OTHER HUB GOAL 1.1%	
					BLACK	HISPANIC	WOMAN	ASIAN PACIFIC	NATIVE AMERICAN

T
N
S
-TC

C

DB = DEBIT (NEGATIVE AMOUNT) * = OTHER HUBS ** = ADJUSTED HUBS *** = DOLLARS REPORTED BUT NOT SHOWN IN THESE COLUMNS. SEE COVER LETTER PARA. 4
T-TREASURY, N-NON-TREASURY, S-SUBCONTRACTOR FUNDS & PROCUREMENT CARD HUB PURCHASES, TC-TERM CONTRACT, C-CONSOLIDATED. SEE PAGE 4 OF HUB REPORT FOR FUND TYPE DESCRIPTION.

337-BOARD OF TAX PROFESSIONAL EXAMINERS-Heavy Construction Unadjusted Goal is 11.9%

FUND TYPE	TOTAL EXPENDITURES	TOTAL SPENT WITH NON-HUBS AMOUNT/%	TOTAL SPENT WITH **ADJ. HUBS 6.6% AMOUNT/%	TOTAL SPENT WITH *OTHER HUBS 5.3% AMOUNT/%	ASIAN PACIFIC AMOUNT/%	**ADJUSTED HUB GOAL 6.6% BLACK AMOUNT/%	HISPANIC AMOUNT/%	NATIVE AMERICAN AMOUNT/%	*OTHER HUB GOAL 5.3% WOMAN AMOUNT/%
T									
N									
S									
-TC									
C									

337-BOARD OF TAX PROFESSIONAL EXAMINERS-Building Construction Unadjusted Goal is 26.1%

FUND TYPE	TOTAL EXPENDITURES	TOTAL SPENT WITH NON-HUBS	TOTAL SPENT WITH **ADJ. HUBS 25.1%	TOTAL SPENT WITH *OTHER HUBS 1.0%	BLACK	**ADJUSTED HUB GOAL 25.1% HISPANIC	WOMAN	*OTHER HUB GOAL 1.0% ASIAN PACIFIC	NATIVE AMERICAN
T									
N									
S									
-TC									
C									

337-BOARD OF TAX PROFESSIONAL EXAMINERS-Special Trade Unadjusted Goal is 57.2%

FUND TYPE	TOTAL EXPENDITURES	TOTAL SPENT WITH NON-HUBS	TOTAL SPENT WITH **ADJ. HUBS 47.0%	TOTAL SPENT WITH *OTHER HUBS 10.2%	BLACK	**ADJUSTED HUB GOAL 47.0% HISPANIC	ASIAN PACIFIC	*OTHER HUB GOAL 10.2% NATIVE AMERICAN	WOMAN
T									
N									
S									
-TC									
C									

337-BOARD OF TAX PROFESSIONAL EXAMINERS-Professional Services Unadjusted Goal is 20.0%

FUND TYPE	TOTAL EXPENDITURES	TOTAL SPENT WITH NON-HUBS	TOTAL SPENT WITH **ADJ. HUBS 18.1%	TOTAL SPENT WITH *OTHER HUBS 1.9%	BLACK	**ADJUSTED HUB GOAL 18.1% HISPANIC	WOMAN	*OTHER HUB GOAL 1.9% ASIAN PACIFIC	NATIVE AMERICAN
T									
N									
S									
-TC									
C									

337-BOARD OF TAX PROFESSIONAL EXAMINERS-Other Services Unadjusted Goal is 33.0%

FUND TYPE	TOTAL EXPENDITURES	TOTAL SPENT WITH NON-HUBS	TOTAL SPENT WITH **ADJ. HUBS 33.0%	ASIAN PACIFIC	**ADJUSTED HUB GOAL 33.0% BLACK	HISPANIC	NATIVE AMERICAN	WOMAN
T	\$1,530	\$461/30.1%	\$1,069/69.8%					\$1,069/69.8%
N								
S								
-TC								
C	\$1,530	\$461/30.1%	\$1,069/69.8%					\$1,069/69.8%

337-BOARD OF TAX PROFESSIONAL EXAMINERS-Commodity Purchasing Unadjusted Goal is 12.6%

FUND TYPE	TOTAL EXPENDITURES	TOTAL SPENT WITH NON-HUBS	TOTAL SPENT WITH **ADJ. HUBS 11.5%	TOTAL SPENT WITH *OTHER HUBS 1.1%	BLACK	**ADJUSTED HUB GOAL 11.5% HISPANIC	WOMAN	*OTHER HUB GOAL 1.1% ASIAN PACIFIC	NATIVE AMERICAN
T	\$6,035	\$5,860/97.1%	\$174/2.89%			\$174/2.89%			
N									
S									
-TC	\$1,131	\$1,131/100%							
C	\$4,904	\$4,728/96.4%	\$174/3.56%			\$174/3.56%			

DB = DEBIT (NEGATIVE AMOUNT) * = OTHER HUBS ** = ADJUSTED HUBS *** = DOLLARS REPORTED BUT NOT SHOWN IN THESE COLUMNS. SEE COVER LETTER PARA. 4
T=TREASURY, N=NON-TREASURY, S=SUBCONTRACTOR FUNDS & PROCUREMENT CARD HUB PURCHASES, TC=TERM CONTRACT, C=CONSOLIDATED. SEE PAGE 4 OF HUB REPORT FOR FUND TYPE DESCRIPTION.

338-STATE PENSION REVIEW BOARD-Heavy Construction Unadjusted Goal is 11.9%

FUND TYPE	TOTAL EXPENDITURES	TOTAL SPENT WITH NON-HUBS AMOUNT/%	TOTAL SPENT WITH **ADJ. HUBS 6.6% AMOUNT/%	TOTAL SPENT WITH *OTHER HUBS 5.3% AMOUNT/%	ASIAN PACIFIC AMOUNT/%	BLACK AMOUNT/%	HISPANIC AMOUNT/%	NATIVE AMERICAN AMOUNT/%	*OTHER HUB GOAL 5.3% WOMAN AMOUNT/%
T									
N									
S									
-TC									
C									

338-STATE PENSION REVIEW BOARD-Building Construction Unadjusted Goal is 26.1%

FUND TYPE	TOTAL EXPENDITURES	TOTAL SPENT WITH NON-HUBS	TOTAL SPENT WITH **ADJ. HUBS 25.1%	TOTAL SPENT WITH *OTHER HUBS 1.0%	BLACK	HISPANIC	WOMAN	ASIAN PACIFIC	NATIVE AMERICAN
T									
N									
S									
-TC									
C									

338-STATE PENSION REVIEW BOARD-Special Trade Unadjusted Goal is 57.2%

FUND TYPE	TOTAL EXPENDITURES	TOTAL SPENT WITH NON-HUBS	TOTAL SPENT WITH **ADJ. HUBS 47.0%	TOTAL SPENT WITH *OTHER HUBS 10.2%	BLACK	HISPANIC	ASIAN PACIFIC	NATIVE AMERICAN	WOMAN
T									
N									
S									
-TC									
C									

338-STATE PENSION REVIEW BOARD-Professional Services Unadjusted Goal is 20.0%

FUND TYPE	TOTAL EXPENDITURES	TOTAL SPENT WITH NON-HUBS	TOTAL SPENT WITH **ADJ. HUBS 18.1%	TOTAL SPENT WITH *OTHER HUBS 1.9%	BLACK	HISPANIC	WOMAN	ASIAN PACIFIC	NATIVE AMERICAN
T									
N									
S									
-TC									
C									

338-STATE PENSION REVIEW BOARD-Other Services Unadjusted Goal is 33.0%

FUND TYPE	TOTAL EXPENDITURES	TOTAL SPENT WITH NON-HUBS	TOTAL SPENT WITH **ADJ. HUBS 33.0%	ASIAN PACIFIC	BLACK	HISPANIC	NATIVE AMERICAN	WOMAN
T	\$443	\$245/55.3%	\$198/44.6%					\$198/44.6%
N								
S								
-TC	\$165	\$165/100%						
C	\$278	\$80/28.7%	\$198/71.2%					\$198/71.2%

338-STATE PENSION REVIEW BOARD-Commodity Purchasing Unadjusted Goal is 12.6%

FUND TYPE	TOTAL EXPENDITURES	TOTAL SPENT WITH NON-HUBS	TOTAL SPENT WITH **ADJ. HUBS 11.5%	TOTAL SPENT WITH *OTHER HUBS 1.1%	BLACK	HISPANIC	WOMAN	ASIAN PACIFIC	NATIVE AMERICAN
T	\$702	\$504/71.8%	\$198/28.1%					\$198/28.1%	
N									
S									
-TC	\$282	\$282/100%							
C	\$419	\$221/52.8%	\$198/47.1%					\$198/47.1%	

DB = DEBIT (NEGATIVE AMOUNT) * = OTHER HUBS ** = ADJUSTED HUBS *** = DOLLARS REPORTED BUT NOT SHOWN IN THESE COLUMNS. SEE COVER LETTER PARA. 4
T=TREASURY, N=NON-TREASURY, S=SUBCONTRACTOR FUNDS & PROCUREMENT CARD HUB PURCHASES, TC=TERM CONTRACT, C=CONSOLIDATED. SEE PAGE 4 OF HUB REPORT FOR FUND TYPE DESCRIPTION.

340-TEXAS DEPARTMENT ON AGING-Heavy Construction Unadjusted Goal is 11.9%

FUND TYPE	TOTAL EXPENDITURES	TOTAL SPENT WITH NON-HUBS AMOUNT/%	TOTAL SPENT WITH **ADJ. HUBS 6.6% AMOUNT/%	TOTAL SPENT WITH *OTHER HUBS 5.3% AMOUNT/%	ASIAN PACIFIC AMOUNT/%	**ADJUSTED HUB GOAL 6.6% BLACK AMOUNT/%	HISPANIC AMOUNT/%	NATIVE AMERICAN AMOUNT/%	*OTHER HUB GOAL 5.3% WOMAN AMOUNT/%
-----------	--------------------	------------------------------------	--	--	------------------------	--	-------------------	--------------------------	--

T
N
S
-TC

C

340-TEXAS DEPARTMENT ON AGING-Building Construction Unadjusted Goal is 26.1%

FUND TYPE	TOTAL EXPENDITURES	TOTAL SPENT WITH NON-HUBS	TOTAL SPENT WITH **ADJ. HUBS 25.1%	TOTAL SPENT WITH *OTHER HUBS 1.0%	BLACK	**ADJUSTED HUB GOAL 25.1% HISPANIC	WOMAN	*OTHER HUB GOAL 1.0% ASIAN PACIFIC	NATIVE AMERICAN
-----------	--------------------	---------------------------	------------------------------------	-----------------------------------	-------	---------------------------------------	-------	---------------------------------------	-----------------

T
N
S
-TC

C

340-TEXAS DEPARTMENT ON AGING-Special Trade Unadjusted Goal is 57.2%

FUND TYPE	TOTAL EXPENDITURES	TOTAL SPENT WITH NON-HUBS	TOTAL SPENT WITH **ADJ. HUBS 47.0%	TOTAL SPENT WITH *OTHER HUBS 10.2%	BLACK	**ADJUSTED HUB GOAL 47.0% HISPANIC	ASIAN PACIFIC	NATIVE AMERICAN	WOMAN
-----------	--------------------	---------------------------	------------------------------------	------------------------------------	-------	---------------------------------------	---------------	-----------------	-------

T
N
S
-TC

C

340-TEXAS DEPARTMENT ON AGING-Professional Services Unadjusted Goal is 20.0%

FUND TYPE	TOTAL EXPENDITURES	TOTAL SPENT WITH NON-HUBS	TOTAL SPENT WITH **ADJ. HUBS 18.1%	TOTAL SPENT WITH *OTHER HUBS 1.9%	BLACK	**ADJUSTED HUB GOAL 18.1% HISPANIC	WOMAN	*OTHER HUB GOAL 1.9% ASIAN PACIFIC	NATIVE AMERICAN
-----------	--------------------	---------------------------	------------------------------------	-----------------------------------	-------	---------------------------------------	-------	---------------------------------------	-----------------

T
N
S
-TC

C

340-TEXAS DEPARTMENT ON AGING-Other Services Unadjusted Goal is 33.0%

FUND TYPE	TOTAL EXPENDITURES	TOTAL SPENT WITH NON-HUBS	TOTAL SPENT WITH **ADJ. HUBS 33.0%	ASIAN PACIFIC	BLACK	**ADJUSTED HUB GOAL 33.0% HISPANIC	NATIVE AMERICAN	WOMAN
-----------	--------------------	---------------------------	------------------------------------	---------------	-------	---------------------------------------	-----------------	-------

T
N
S
-TC

C

340-TEXAS DEPARTMENT ON AGING-Commodity Purchasing Unadjusted Goal is 12.6%

FUND TYPE	TOTAL EXPENDITURES	TOTAL SPENT WITH NON-HUBS	TOTAL SPENT WITH **ADJ. HUBS 11.5%	TOTAL SPENT WITH *OTHER HUBS 1.1%	BLACK	**ADJUSTED HUB GOAL 11.5% HISPANIC	WOMAN	*OTHER HUB GOAL 1.1% ASIAN PACIFIC	NATIVE AMERICAN
-----------	--------------------	---------------------------	------------------------------------	-----------------------------------	-------	---------------------------------------	-------	---------------------------------------	-----------------

T
N
S
-TC

C

DB = DEBIT (NEGATIVE AMOUNT) * = OTHER HUBS ** = ADJUSTED HUBS *** = DOLLARS REPORTED BUT NOT SHOWN IN THESE COLUMNS. SEE COVER LETTER PARA. 4
T=TREASURY, N=NON-TREASURY, S=SUBCONTRACTOR FUNDS & PROCUREMENT CARD HUB PURCHASES, TC=TERM CONTRACT, C=CONSOLIDATED. SEE PAGE 4 OF HUB REPORT FOR FUND TYPE DESCRIPTION.

342-STATE AIRCRAFT POOLING BOARD-Heavy Construction Unadjusted Goal is 11.9%

FUND TYPE	TOTAL EXPENDITURES	TOTAL SPENT WITH NON-HUBS AMOUNT/%	TOTAL SPENT WITH **ADJ. HUBS 6.6% AMOUNT/%	TOTAL SPENT WITH *OTHER HUBS 5.3% AMOUNT/%	ASIAN PACIFIC AMOUNT/%	**ADJUSTED HUB GOAL 6.6% BLACK AMOUNT/%	HISPANIC AMOUNT/%	NATIVE AMERICAN AMOUNT/%	*OTHER HUB GOAL 5.3% WOMAN AMOUNT/%
T									
N									
S									
-TC									
C									

342-STATE AIRCRAFT POOLING BOARD-Building Construction Unadjusted Goal is 26.1%

FUND TYPE	TOTAL EXPENDITURES	TOTAL SPENT WITH NON-HUBS	TOTAL SPENT WITH **ADJ. HUBS 25.1%	TOTAL SPENT WITH *OTHER HUBS 1.0%	BLACK	**ADJUSTED HUB GOAL 25.1% HISPANIC	WOMAN	*OTHER HUB GOAL 1.0% ASIAN PACIFIC	NATIVE AMERICAN
T									
N									
S									
-TC									
C									

342-STATE AIRCRAFT POOLING BOARD-Special Trade Unadjusted Goal is 57.2%

FUND TYPE	TOTAL EXPENDITURES	TOTAL SPENT WITH NON-HUBS	TOTAL SPENT WITH **ADJ. HUBS 47.0%	TOTAL SPENT WITH *OTHER HUBS 10.2%	BLACK	**ADJUSTED HUB GOAL 47.0% HISPANIC	ASIAN PACIFIC	*OTHER HUB GOAL 10.2% NATIVE AMERICAN	WOMAN
T									
N									
S									
-TC									
C									

342-STATE AIRCRAFT POOLING BOARD-Professional Services Unadjusted Goal is 20.0%

FUND TYPE	TOTAL EXPENDITURES	TOTAL SPENT WITH NON-HUBS	TOTAL SPENT WITH **ADJ. HUBS 18.1%	TOTAL SPENT WITH *OTHER HUBS 1.8%	BLACK	**ADJUSTED HUB GOAL 18.1% HISPANIC	WOMAN	*OTHER HUB GOAL 1.9% ASIAN PACIFIC	NATIVE AMERICAN
T	\$115	\$115/100 %							
N									
S									
-TC									
C	\$115	\$115/100 %							

342-STATE AIRCRAFT POOLING BOARD-Other Services Unadjusted Goal is 33.0%

FUND TYPE	TOTAL EXPENDITURES	TOTAL SPENT WITH NON-HUBS	TOTAL SPENT WITH **ADJ. HUBS 33.0%	ASIAN PACIFIC	BLACK	**ADJUSTED HUB GOAL 33.0% HISPANIC	NATIVE AMERICAN	WOMAN
T	\$339,272	\$328,879/96.9%	\$10,393/3.06%					\$10,393/3.06%
N								
S								
-TC	\$4,457	\$4,457/100 %						
C	\$334,815	\$324,422/96.8%	\$10,393/3.10%					\$10,393/3.10%

342-STATE AIRCRAFT POOLING BOARD-Commodity Purchasing Unadjusted Goal is 12.6%

FUND TYPE	TOTAL EXPENDITURES	TOTAL SPENT WITH NON-HUBS	TOTAL SPENT WITH **ADJ. HUBS 11.5%	TOTAL SPENT WITH *OTHER HUBS 1.1%	BLACK	**ADJUSTED HUB GOAL 11.5% HISPANIC	WOMAN	*OTHER HUB GOAL 1.1% ASIAN PACIFIC	NATIVE AMERICAN
T	\$658,650	\$655,216/99.4%	\$3,433/.521%		\$932/.141%		\$2,501/.379%		
N									
S									
-TC	\$8,532	\$8,532/100 %							
C	\$650,117	\$646,684/99.4%	\$3,433/.528%		\$932/.143%		\$2,501/.384%		

DB = DEBIT (NEGATIVE AMOUNT) * = OTHER HUBS ** = ADJUSTED HUBS *** = DOLLARS REPORTED BUT NOT SHOWN IN THESE COLUMNS. SEE COVER LETTER PARA. 4
T-TREASURY, N=NON-TREASURY, S-SUBCONTRACTOR FUNDS & PROCUREMENT CARD HUB PURCHASES, TC=TERM CONTRACT, C=CONSOLIDATED. SEE PAGE 4 OF HUB REPORT FOR FUND TYPE DESCRIPTION.

344-COMMISSION ON HUMAN RIGHTS-Heavy Construction Unadjusted Goal is 11.9%

FUND TYPE	TOTAL EXPENDITURES	TOTAL SPENT WITH NON-HUBS AMOUNT/%	TOTAL SPENT WITH **ADJ. HUBS 6.6% AMOUNT/%	TOTAL SPENT WITH *OTHER HUBS 5.3% AMOUNT/%	ASIAN PACIFIC AMOUNT/%	**ADJUSTED HUB GOAL 6.6% BLACK AMOUNT/%	HISPANIC AMOUNT/%	NATIVE AMERICAN AMOUNT/%	*OTHER HUB GOAL 5.3% WOMAN AMOUNT/%
T									
N									
S									
-TC									
C									

344-COMMISSION ON HUMAN RIGHTS-Building Construction Unadjusted Goal is 26.1%

FUND TYPE	TOTAL EXPENDITURES	TOTAL SPENT WITH NON-HUBS	TOTAL SPENT WITH **ADJ. HUBS 25.1%	TOTAL SPENT WITH *OTHER HUBS 1.0%	BLACK	**ADJUSTED HUB GOAL 25.1% HISPANIC	WOMAN	*OTHER HUB GOAL 1.0% ASIAN PACIFIC	NATIVE AMERICAN
T									
N									
S									
-TC									
C									

344-COMMISSION ON HUMAN RIGHTS-Special Trade Unadjusted Goal is 57.2%

FUND TYPE	TOTAL EXPENDITURES	TOTAL SPENT WITH NON-HUBS	TOTAL SPENT WITH **ADJ. HUBS 47.0%	TOTAL SPENT WITH *OTHER HUBS 10.2%	BLACK	**ADJUSTED HUB GOAL 47.0% HISPANIC	ASIAN PACIFIC	*OTHER HUB GOAL 10.2% NATIVE AMERICAN	WOMAN
T	\$66	\$66/100 %							
N									
S									
-TC									
C	\$66	\$66/100 %							

344-COMMISSION ON HUMAN RIGHTS-Professional Services Unadjusted Goal is 20.0%

FUND TYPE	TOTAL EXPENDITURES	TOTAL SPENT WITH NON-HUBS	TOTAL SPENT WITH **ADJ. HUBS 18.1%	TOTAL SPENT WITH *OTHER HUBS 1.9%	BLACK	**ADJUSTED HUB GOAL 18.1% HISPANIC	WOMAN	*OTHER HUB GOAL 1.9% ASIAN PACIFIC	NATIVE AMERICAN
T	\$5,000	\$5,000/100 %							
N									
S									
-TC									
C	\$5,000	\$5,000/100 %							

344-COMMISSION ON HUMAN RIGHTS-Other Services Unadjusted Goal is 33.0%

FUND TYPE	TOTAL EXPENDITURES	TOTAL SPENT WITH NON-HUBS	TOTAL SPENT WITH **ADJ. HUBS 33.0%	TOTAL SPENT WITH *OTHER HUBS	ASIAN PACIFIC	**ADJUSTED HUB GOAL 33.0% BLACK	HISPANIC	NATIVE AMERICAN	WOMAN
T	\$7,462	\$3,168/42.4%	\$4,294/57.5%				\$930/12.4%		\$3,364/45.0%
N									
S									
-TC	\$1,082	\$889/82.2%	\$192/17.7%						\$192/17.7%
C	\$6,380	\$2,278/35.7%	\$4,102/64.2%				\$930/14.5%		\$3,172/49.7%

344-COMMISSION ON HUMAN RIGHTS-Commodity Purchasing Unadjusted Goal is 12.6%

FUND TYPE	TOTAL EXPENDITURES	TOTAL SPENT WITH NON-HUBS	TOTAL SPENT WITH **ADJ. HUBS 11.5%	TOTAL SPENT WITH *OTHER HUBS 1.1%	BLACK	**ADJUSTED HUB GOAL 11.5% HISPANIC	WOMAN	*OTHER HUB GOAL 1.1% ASIAN PACIFIC	NATIVE AMERICAN
T	\$11,710	\$4,699/40.1%	\$5,929/50.6%	\$1,082/9.23%	\$2,146/18.3%		\$3,783/32.3%	\$1,082/9.23%	
N									
S									
-TC	\$4,488	\$4,488/100 %							
C	\$7,222	\$211/2.92%	\$5,929/82.0%	\$1,082/14.9%	\$2,146/29.7%		\$3,783/52.3%	\$1,082/14.9%	

DB = DEBIT (NEGATIVE AMOUNT) * = OTHER HUBS ** = ADJUSTED HUBS *** = DOLLARS REPORTED BUT NOT SHOWN IN THESE COLUMNS. SEE COVER LETTER PARA. 4
T=TREASURY, N=NON-TREASURY, S=SUBCONTRACTOR FUNDS & PROCUREMENT CARD HUB PURCHASES, TC=TERM CONTRACT, C=CONSOLIDATED. SEE PAGE 4 OF HUB REPORT FOR FUND TYPE DESCRIPTION.

347-TEXAS PUBLIC FINANCE AUTHORITY-Heavy Construction Unadjusted Goal is 11.9%

FUND TYPE	TOTAL EXPENDITURES	TOTAL SPENT WITH NON-HUBS AMOUNT/%	TOTAL SPENT WITH **ADJ. HUBS 5.6% AMOUNT/%	TOTAL SPENT WITH *OTHER HUBS 5.3% AMOUNT/%	ASIAN PACIFIC AMOUNT/%	**ADJUSTED HUB GOAL 6.6% BLACK AMOUNT/%	HISPANIC AMOUNT/%	NATIVE AMERICAN AMOUNT/%	*OTHER HUB GOAL 5.3% WOMAN AMOUNT/%
T									
N									
S									
-TC									
C									

347-TEXAS PUBLIC FINANCE AUTHORITY-Building Construction Unadjusted Goal is 26.1%

FUND TYPE	TOTAL EXPENDITURES	TOTAL SPENT WITH NON-HUBS	TOTAL SPENT WITH **ADJ. HUBS 25.1%	TOTAL SPENT WITH *OTHER HUBS 1.0%	BLACK	**ADJUSTED HUB GOAL 25.1% HISPANIC	WOMAN	*OTHER HUB GOAL 1.0% ASIAN PACIFIC	NATIVE AMERICAN
T									
N									
S									
-TC									
C									

347-TEXAS PUBLIC FINANCE AUTHORITY-Special Trade Unadjusted Goal is 57.2%

FUND TYPE	TOTAL EXPENDITURES	TOTAL SPENT WITH NON-HUBS	TOTAL SPENT WITH **ADJ. HUBS 47.0%	TOTAL SPENT WITH *OTHER HUBS 10.2%	BLACK	**ADJUSTED HUB GOAL 47.0% HISPANIC	ASIAN PACIFIC	NATIVE AMERICAN	WOMAN
T									
N									
S									
-TC									
C									

347-TEXAS PUBLIC FINANCE AUTHORITY-Professional Services Unadjusted Goal is 20.0%

FUND TYPE	TOTAL EXPENDITURES	TOTAL SPENT WITH NON-HUBS	TOTAL SPENT WITH **ADJ. HUBS 18.1%	TOTAL SPENT WITH *OTHER HUBS 1.9%	BLACK	**ADJUSTED HUB GOAL 18.1% HISPANIC	WOMAN	*OTHER HUB GOAL 1.9% ASIAN PACIFIC	NATIVE AMERICAN
T	\$304,698	\$297,461/97.6%	\$7,236/2.37%				\$7,236/2.37%		
N									
S									
-TC									
C	\$304,698	\$297,461/97.6%	\$7,236/2.37%				\$7,236/2.37%		

347-TEXAS PUBLIC FINANCE AUTHORITY-Other Services Unadjusted Goal is 33.0%

FUND TYPE	TOTAL EXPENDITURES	TOTAL SPENT WITH NON-HUBS	TOTAL SPENT WITH **ADJ. HUBS 33.0%	ASIAN PACIFIC	**ADJUSTED HUB GOAL 33.0% BLACK	HISPANIC	NATIVE AMERICAN	WOMAN
T	\$194,500	\$194,054/99.7%	\$445/.229%			\$50/.025%		\$395/.203%
N								
S								
-TC	\$190	\$174/91.6%	\$16/8.38%					\$16/8.38%
C	\$194,310	\$193,880/99.7%	\$429/.221%			\$50/.025%		\$379/.195%

347-TEXAS PUBLIC FINANCE AUTHORITY-Commodity Purchasing Unadjusted Goal is 12.6%

FUND TYPE	TOTAL EXPENDITURES	TOTAL SPENT WITH NON-HUBS	TOTAL SPENT WITH **ADJ. HUBS 11.5%	TOTAL SPENT WITH *OTHER HUBS 1.1%	BLACK	**ADJUSTED HUB GOAL 11.5% HISPANIC	WOMAN	*OTHER HUB GOAL 1.1% ASIAN PACIFIC	NATIVE AMERICAN
T	\$4,468	\$2,927/65.5%	\$1,229/27.5%	\$310/6.94%	\$633/14.1%	\$30/.671%	\$565/12.6%	\$310/6.94%	
N									
S									
-TC	\$2,340	\$2,340/100%							
C	\$2,127	\$587/27.5%	\$1,229/57.8%	\$310/14.5%	\$633/29.7%	\$30/1.41%	\$565/26.6%	\$310/14.5%	

DB = DEBIT (NEGATIVE AMOUNT) * = OTHER HUBS ** = ADJUSTED HUBS *** = DOLLARS REPORTED BUT NOT SHOWN IN THESE COLUMNS. SEE COVER LETTER PARA. 4
T=TREASURY, N=NON-TREASURY, S=SUBCONTRACTOR FUNDS & PROCUREMENT CARD HUB PURCHASES, TC=TERM CONTRACT, C=CONSOLIDATED. SEE PAGE 4 OF HUB REPORT FOR FUND TYPE DESCRIPTION.

352-TEXAS BOND REVIEW BOARD-Heavy Construction Unadjusted Goal is 11.9%

FUND TYPE	TOTAL EXPENDITURES	TOTAL SPENT WITH NON-HUBS AMOUNT/%	TOTAL SPENT WITH **ADJ. HUBS 6.6% AMOUNT/%	TOTAL SPENT WITH *OTHER HUBS 5.3% AMOUNT/%	ASIAN PACIFIC AMOUNT/%	BLACK AMOUNT/%	HISPANIC AMOUNT/%	NATIVE AMERICAN AMOUNT/%	*OTHER HUB GOAL 5.3% WOMAN AMOUNT/%
-----------	--------------------	------------------------------------	--	--	------------------------	----------------	-------------------	--------------------------	-------------------------------------

T
N
S
-TC

C

352-TEXAS BOND REVIEW BOARD-Building Construction Unadjusted Goal is 26.1%

FUND TYPE	TOTAL EXPENDITURES	TOTAL SPENT WITH NON-HUBS	TOTAL SPENT WITH **ADJ. HUBS 25.1%	TOTAL SPENT WITH *OTHER HUBS 1.0%	BLACK	HISPANIC	WOMAN	ASIAN PACIFIC	NATIVE AMERICAN	*OTHER HUB GOAL 1.0%
-----------	--------------------	---------------------------	------------------------------------	-----------------------------------	-------	----------	-------	---------------	-----------------	----------------------

T
N
S
-TC

C

352-TEXAS BOND REVIEW BOARD-Special Trade Unadjusted Goal is 57.2%

FUND TYPE	TOTAL EXPENDITURES	TOTAL SPENT WITH NON-HUBS	TOTAL SPENT WITH **ADJ. HUBS 47.0%	TOTAL SPENT WITH *OTHER HUBS 10.2%	BLACK	HISPANIC	WOMAN	ASIAN PACIFIC	NATIVE AMERICAN	*OTHER HUB GOAL 10.2%
-----------	--------------------	---------------------------	------------------------------------	------------------------------------	-------	----------	-------	---------------	-----------------	-----------------------

T
N
S
-TC

C

352-TEXAS BOND REVIEW BOARD-Professional Services Unadjusted Goal is 20.0%

FUND TYPE	TOTAL EXPENDITURES	TOTAL SPENT WITH NON-HUBS	TOTAL SPENT WITH **ADJ. HUBS 18.1%	TOTAL SPENT WITH *OTHER HUBS 1.9%	BLACK	HISPANIC	WOMAN	ASIAN PACIFIC	NATIVE AMERICAN	*OTHER HUB GOAL 1.9%
-----------	--------------------	---------------------------	------------------------------------	-----------------------------------	-------	----------	-------	---------------	-----------------	----------------------

T
N
S
-TC

C

352-TEXAS BOND REVIEW BOARD-Other Services Unadjusted Goal is 33.0%

FUND TYPE	TOTAL EXPENDITURES	TOTAL SPENT WITH NON-HUBS	TOTAL SPENT WITH **ADJ. HUBS 33.0%	ASIAN PACIFIC	BLACK	HISPANIC	NATIVE AMERICAN	WOMAN
-----------	--------------------	---------------------------	------------------------------------	---------------	-------	----------	-----------------	-------

T
N
S
-TC

C

352-TEXAS BOND REVIEW BOARD-Commodity Purchasing Unadjusted Goal is 12.6%

FUND TYPE	TOTAL EXPENDITURES	TOTAL SPENT WITH NON-HUBS	TOTAL SPENT WITH **ADJ. HUBS 11.5%	TOTAL SPENT WITH *OTHER HUBS 1.1%	BLACK	HISPANIC	WOMAN	ASIAN PACIFIC	NATIVE AMERICAN	*OTHER HUB GOAL 1.1%
-----------	--------------------	---------------------------	------------------------------------	-----------------------------------	-------	----------	-------	---------------	-----------------	----------------------

T
N
S
-TC

C

DB = DEBIT (NEGATIVE AMOUNT) * = OTHER HUBS ** = ADJUSTED HUBS *** = DOLLARS REPORTED BUT NOT SHOWN IN THESE COLUMNS. SEE COVER LETTER PARA. 4
T-TREASURY, N-NON-TREASURY, S-SUBCONTRACTOR FUNDS & PROCUREMENT CARD HUB PURCHASES, TC-TERM CONTRACT, C-CONSOLIDATED. SEE PAGE 4 OF HUB REPORT FOR FUND TYPE DESCRIPTION.

353-TEXAS INCENTIVE & PRODUCTIVITY COMM.-Heavy Construction Unadjusted Goal is 11.9%

FUND TYPE	TOTAL EXPENDITURES	TOTAL SPENT WITH NON-HUBS AMOUNT/%	TOTAL SPENT WITH **ADJ. HUBS 6.6% AMOUNT/%	TOTAL SPENT WITH *OTHER HUBS 5.3% AMOUNT/%	ASIAN PACIFIC AMOUNT/%	**ADJUSTED HUB GOAL 6.6% BLACK AMOUNT/%	HISPANIC AMOUNT/%	NATIVE AMERICAN AMOUNT/%	*OTHER HUB GOAL 5.3% WOMAN AMOUNT/%
T									
N									
S									
-TC									
C									

353-TEXAS INCENTIVE & PRODUCTIVITY COMM.-Building Construction Unadjusted Goal is 26.1%

FUND TYPE	TOTAL EXPENDITURES	TOTAL SPENT WITH NON-HUBS	TOTAL SPENT WITH **ADJ. HUBS 25.1% AMOUNT/%	TOTAL SPENT WITH *OTHER HUBS 1.0% AMOUNT/%	BLACK	**ADJUSTED HUB GOAL 25.1% HISPANIC	WOMAN	*OTHER HUB GOAL 1.0% ASIAN PACIFIC	NATIVE AMERICAN
T									
N									
S									
-TC									
C									

353-TEXAS INCENTIVE & PRODUCTIVITY COMM.-Special Trade Unadjusted Goal is 57.2%

FUND TYPE	TOTAL EXPENDITURES	TOTAL SPENT WITH NON-HUBS	TOTAL SPENT WITH **ADJ. HUBS 47.0% AMOUNT/%	TOTAL SPENT WITH *OTHER HUBS 10.2% AMOUNT/%	BLACK	**ADJUSTED HUB GOAL 47.0% HISPANIC	ASIAN PACIFIC	*OTHER HUB GOAL 10.2% NATIVE AMERICAN	WOMAN
T									
N									
S									
-TC									
C									

353-TEXAS INCENTIVE & PRODUCTIVITY COMM.-Professional Services Unadjusted Goal is 20.0%

FUND TYPE	TOTAL EXPENDITURES	TOTAL SPENT WITH NON-HUBS	TOTAL SPENT WITH **ADJ. HUBS 18.1% AMOUNT/%	TOTAL SPENT WITH *OTHER HUBS 1.9% AMOUNT/%	BLACK	**ADJUSTED HUB GOAL 18.1% HISPANIC	WOMAN	*OTHER HUB GOAL 1.9% ASIAN PACIFIC	NATIVE AMERICAN
T	\$8,463	\$8,463/100 %							
N									
S									
-TC									
C	\$8,463	\$8,463/100 %							

353-TEXAS INCENTIVE & PRODUCTIVITY COMM.-Other Services Unadjusted Goal is 33.0%

FUND TYPE	TOTAL EXPENDITURES	TOTAL SPENT WITH NON-HUBS	TOTAL SPENT WITH **ADJ. HUBS 33.0% AMOUNT/%	TOTAL SPENT WITH *OTHER HUBS 1.1% AMOUNT/%	ASIAN PACIFIC	**ADJUSTED HUB GOAL 33.0% BLACK	HISPANIC	NATIVE AMERICAN	WOMAN
T	\$2,250	\$705/31.3 %	\$1,545/68.6 %				\$1,545/68.6 %		
N									
S									
-TC	\$32	\$32/100 %							
C	\$2,218	\$673/30.3 %	\$1,545/69.6 %				\$1,545/69.6 %		

353-TEXAS INCENTIVE & PRODUCTIVITY COMM.-Commodity Purchasing Unadjusted Goal is 12.6%

FUND TYPE	TOTAL EXPENDITURES	TOTAL SPENT WITH NON-HUBS	TOTAL SPENT WITH **ADJ. HUBS 11.5% AMOUNT/%	TOTAL SPENT WITH *OTHER HUBS 1.1% AMOUNT/%	BLACK	**ADJUSTED HUB GOAL 11.5% HISPANIC	WOMAN	*OTHER HUB GOAL 1.1% ASIAN PACIFIC	NATIVE AMERICAN
T	\$12,231	\$6,768/55.3 %	\$5,462/44.6 %		\$2,889/23.6 %		\$2,572/21.0 %		
N									
S									
-TC	\$642	\$642/100 %							
C	\$11,588	\$6,126/52.8 %	\$5,462/47.1 %		\$2,889/24.9 %		\$2,572/22.2 %		

DB = DEBIT (NEGATIVE AMOUNT) * = OTHER HUBS ** = ADJUSTED HUBS *** = DOLLARS REPORTED BUT NOT SHOWN IN THESE COLUMNS. SEE COVER LETTER PARA. 4
T=TREASURY, N=NON-TREASURY, S=SUBCONTRACTOR FUNDS & PROCUREMENT CARD HUB PURCHASES, TC=TERM CONTRACT, C=CONSOLIDATED. SEE PAGE 4 OF HUB REPORT FOR FUND TYPE DESCRIPTION.

354-TEXAS AEROSPACE COMMISSION-Heavy Construction Unadjusted Goal is 11.9%

FUND TYPE	TOTAL EXPENDITURES	TOTAL SPENT WITH NON-HUBS AMOUNT/%	TOTAL SPENT WITH **ADJ. HUBS 6.6% AMOUNT/%	TOTAL SPENT WITH *OTHER HUBS 5.3% AMOUNT/%	ASIAN PACIFIC AMOUNT/%	**ADJUSTED HUB GOAL 6.6% BLACK AMOUNT/%	HISPANIC AMOUNT/%	NATIVE AMERICAN AMOUNT/%	*OTHER HUB GOAL 5.3% WOMAN AMOUNT/%
T									
N									
S									
-TC									
C									

354-TEXAS AEROSPACE COMMISSION-Building Construction Unadjusted Goal is 26.1%

FUND TYPE	TOTAL EXPENDITURES	TOTAL SPENT WITH NON-HUBS	TOTAL SPENT WITH **ADJ. HUBS 25.1%	TOTAL SPENT WITH *OTHER HUBS 1.0%	BLACK	**ADJUSTED HUB GOAL 25.1% HISPANIC	WOMAN	*OTHER HUB GOAL 1.0% ASIAN PACIFIC	NATIVE AMERICAN
T									
N									
S									
-TC									
C									

354-TEXAS AEROSPACE COMMISSION-Special Trade Unadjusted Goal is 57.2%

FUND TYPE	TOTAL EXPENDITURES	TOTAL SPENT WITH NON-HUBS	TOTAL SPENT WITH **ADJ. HUBS 47.0%	TOTAL SPENT WITH *OTHER HUBS 10.2%	BLACK	**ADJUSTED HUB GOAL 47.0% HISPANIC	WOMAN	*OTHER HUB GOAL 10.2% ASIAN PACIFIC	NATIVE AMERICAN
T									
N									
S									
-TC									
C									

354-TEXAS AEROSPACE COMMISSION-Professional Services Unadjusted Goal is 20.0%

FUND TYPE	TOTAL EXPENDITURES	TOTAL SPENT WITH NON-HUBS	TOTAL SPENT WITH **ADJ. HUBS 18.1%	TOTAL SPENT WITH *OTHER HUBS 1.9%	BLACK	**ADJUSTED HUB GOAL 18.1% HISPANIC	WOMAN	*OTHER HUB GOAL 1.9% ASIAN PACIFIC	NATIVE AMERICAN
T									
N									
S									
-TC									
C									

354-TEXAS AEROSPACE COMMISSION-Other Services Unadjusted Goal is 33.0%

FUND TYPE	TOTAL EXPENDITURES	TOTAL SPENT WITH NON-HUBS	TOTAL SPENT WITH **ADJ. HUBS 33.0%	ASIAN PACIFIC	BLACK	**ADJUSTED HUB GOAL 33.0% HISPANIC	NATIVE AMERICAN	WOMAN
T	\$12,267	\$11,855/96.6%	\$412/3.36%					\$412/3.36%
N								
S								
-TC	\$283	\$168/59.4%	\$115/40.5%					\$115/40.5%
C	\$11,984	\$11,886/97.5%	\$297/2.48%					\$297/2.48%

354-TEXAS AEROSPACE COMMISSION-Commodity Purchasing Unadjusted Goal is 12.6%

FUND TYPE	TOTAL EXPENDITURES	TOTAL SPENT WITH NON-HUBS	TOTAL SPENT WITH **ADJ. HUBS 11.5%	TOTAL SPENT WITH *OTHER HUBS 1.1%	BLACK	**ADJUSTED HUB GOAL 11.5% HISPANIC	WOMAN	*OTHER HUB GOAL 1.1% ASIAN PACIFIC	NATIVE AMERICAN
T	\$3,335	\$2,941/88.1%	\$393/11.8%						
N									
S									
-TC	\$109		\$109/100%						
C	\$3,226	\$2,941/91.1%	\$284/8.82%						

DB = DEBIT (NEGATIVE AMOUNT) * = OTHER HUBS ** = ADJUSTED HUBS *** = DOLLARS REPORTED BUT NOT SHOWN IN THESE COLUMNS. SEE COVER LETTER PARA. 4
T-TREASURY, N=NON-TREASURY, S=SUBCONTRACTOR FUNDS & PROCUREMENT CARD HUB PURCHASES, TC-TERM CONTRACT, C=CONSOLIDATED. SEE PAGE 4 OF HUB REPORT FOR FUND TYPE DESCRIPTION.

355-CHILDREN'S TRUST FUND OF TX COUNCIL-Heavy Construction Unadjusted Goal is 11.9%

FUND TYPE	TOTAL EXPENDITURES	TOTAL SPENT WITH NON-HUBS AMOUNT/%	TOTAL SPENT WITH **ADJ. HUBS 6.6% AMOUNT/%	TOTAL SPENT WITH *OTHER HUBS 5.3% AMOUNT/%	ASIAN PACIFIC AMOUNT/%	**ADJUSTED HUB GOAL 6.6% BLACK AMOUNT/%	HISPANIC AMOUNT/%	NATIVE AMERICAN AMOUNT/%	*OTHER HUB GOAL 5.3% WOMAN AMOUNT/%
-----------	--------------------	------------------------------------	--	--	------------------------	--	-------------------	--------------------------	--

T
N
S
-TC

C

355-CHILDREN'S TRUST FUND OF TX COUNCIL-Building Construction Unadjusted Goal is 26.1%

FUND TYPE	TOTAL EXPENDITURES	TOTAL SPENT WITH NON-HUBS	TOTAL SPENT WITH **ADJ. HUBS 25.1%	TOTAL SPENT WITH *OTHER HUBS 1.0%	BLACK	**ADJUSTED HUB GOAL 25.1% HISPANIC	WOMAN	*OTHER HUB GOAL 1.0% ASIAN PACIFIC	NATIVE AMERICAN
-----------	--------------------	---------------------------	------------------------------------	-----------------------------------	-------	---------------------------------------	-------	---------------------------------------	-----------------

T
N
S
-TC

C

355-CHILDREN'S TRUST FUND OF TX COUNCIL-Special Trade Unadjusted Goal is 57.2%

FUND TYPE	TOTAL EXPENDITURES	TOTAL SPENT WITH NON-HUBS	TOTAL SPENT WITH **ADJ. HUBS 47.0%	TOTAL SPENT WITH *OTHER HUBS 10.2%	BLACK	**ADJUSTED HUB GOAL 47.0% HISPANIC	ASIAN PACIFIC	NATIVE AMERICAN	WOMAN
-----------	--------------------	---------------------------	------------------------------------	------------------------------------	-------	---------------------------------------	---------------	-----------------	-------

T
N
S
-TC

C

355-CHILDREN'S TRUST FUND OF TX COUNCIL-Professional Services Unadjusted Goal is 20.0%

FUND TYPE	TOTAL EXPENDITURES	TOTAL SPENT WITH NON-HUBS	TOTAL SPENT WITH **ADJ. HUBS 18.1%	TOTAL SPENT WITH *OTHER HUBS 1.9%	BLACK	**ADJUSTED HUB GOAL 18.1% HISPANIC	WOMAN	*OTHER HUB GOAL 1.9% ASIAN PACIFIC	NATIVE AMERICAN
-----------	--------------------	---------------------------	------------------------------------	-----------------------------------	-------	---------------------------------------	-------	---------------------------------------	-----------------

T
N
S
-TC

C

355-CHILDREN'S TRUST FUND OF TX COUNCIL-Other Services Unadjusted Goal is 33.0%

FUND TYPE	TOTAL EXPENDITURES	TOTAL SPENT WITH NON-HUBS	TOTAL SPENT WITH **ADJ. HUBS 33.0%	ASIAN PACIFIC	**ADJUSTED HUB GOAL 33.0% BLACK	HISPANIC	NATIVE AMERICAN	WOMAN
-----------	--------------------	---------------------------	------------------------------------	---------------	------------------------------------	----------	-----------------	-------

T
N
S
-TC

C

355-CHILDREN'S TRUST FUND OF TX COUNCIL-Commodity Purchasing Unadjusted Goal is 12.6%

FUND TYPE	TOTAL EXPENDITURES	TOTAL SPENT WITH NON-HUBS	TOTAL SPENT WITH **ADJ. HUBS 11.5%	TOTAL SPENT WITH *OTHER HUBS 1.1%	BLACK	**ADJUSTED HUB GOAL 11.5% HISPANIC	WOMAN	*OTHER HUB GOAL 1.1% ASIAN PACIFIC	NATIVE AMERICAN
-----------	--------------------	---------------------------	------------------------------------	-----------------------------------	-------	---------------------------------------	-------	---------------------------------------	-----------------

T
N
S
-TC

C

DB = DEBIT (NEGATIVE AMOUNT) * = OTHER HUBS ** = ADJUSTED HUBS *** = DOLLARS REPORTED BUT NOT SHOWN IN THESE COLUMNS. SEE COVER LETTER PARA. 4
T-TREASURY, N=NON-TREASURY, S=SUBCONTRACTOR FUNDS & PROCUREMENT CARD HUB PURCHASES, TC-TERM CONTRACT, C=CONSOLIDATED. SEE PAGE 4 OF HUB REPORT FOR FUND TYPE DESCRIPTION.

356-TEXAS ETHICS COMMISSION-Heavy Construction Unadjusted Goal is 11.9%

FUND TYPE	TOTAL EXPENDITURES	TOTAL SPENT WITH NON-HUBS AMOUNT/%	TOTAL SPENT WITH **ADJ. HUBS 6.6% AMOUNT/%	TOTAL SPENT WITH *OTHER HUBS 5.3% AMOUNT/%	ASIAN PACIFIC AMOUNT/%	**ADJUSTED HUB GOAL 6.6% BLACK AMOUNT/%	HISPANIC AMOUNT/%	NATIVE AMERICAN AMOUNT/%	*OTHER HUB GOAL 5.3% WOMAN AMOUNT/%
T									
N									
S									
-TC									
C									

356-TEXAS ETHICS COMMISSION-Building Construction Unadjusted Goal is 26.1%

FUND TYPE	TOTAL EXPENDITURES	TOTAL SPENT WITH NON-HUBS	TOTAL SPENT WITH **ADJ. HUBS 25.1%	TOTAL SPENT WITH *OTHER HUBS 1.0%	BLACK	**ADJUSTED HUB GOAL 25.1% HISPANIC	WOMAN	*OTHER HUB GOAL 1.0% ASIAN PACIFIC	NATIVE AMERICAN
T									
N									
S									
-TC									
C									

356-TEXAS ETHICS COMMISSION-Special Trade Unadjusted Goal is 57.2%

FUND TYPE	TOTAL EXPENDITURES	TOTAL SPENT WITH NON-HUBS	TOTAL SPENT WITH **ADJ. HUBS 47.0%	TOTAL SPENT WITH *OTHER HUBS 10.2%	BLACK	**ADJUSTED HUB GOAL 47.0% HISPANIC	WOMAN	*OTHER HUB GOAL 10.2% ASIAN PACIFIC	NATIVE AMERICAN
T									
N									
S									
-TC									
C									

356-TEXAS ETHICS COMMISSION-Professional Services Unadjusted Goal is 20.0%

FUND TYPE	TOTAL EXPENDITURES	TOTAL SPENT WITH NON-HUBS	TOTAL SPENT WITH **ADJ. HUBS 18.1%	TOTAL SPENT WITH *OTHER HUBS 1.9%	BLACK	**ADJUSTED HUB GOAL 18.1% HISPANIC	WOMAN	*OTHER HUB GOAL 1.9% ASIAN PACIFIC	NATIVE AMERICAN
T	\$3,552	\$3,552/100 %							
N									
S									
-TC									
C	\$3,552	\$3,552/100 %							

356-TEXAS ETHICS COMMISSION-Other Services Unadjusted Goal is 33.0%

FUND TYPE	TOTAL EXPENDITURES	TOTAL SPENT WITH NON-HUBS	TOTAL SPENT WITH **ADJ. HUBS 33.0%	ASIAN PACIFIC	BLACK	**ADJUSTED HUB GOAL 33.0% HISPANIC	NATIVE AMERICAN	WOMAN
T	\$269,281	\$269,179/99.9%	\$101/.037%			\$73/.027%		\$28/.010%
N								
S								
-TC	\$574	\$546/95.0%	\$28/4.95%					\$28/4.95%
C	\$268,706	\$268,633/99.9%	\$73/.027%			\$73/.027%		

356-TEXAS ETHICS COMMISSION-Commodity Purchasing Unadjusted Goal is 12.6%

FUND TYPE	TOTAL EXPENDITURES	TOTAL SPENT WITH NON-HUBS	TOTAL SPENT WITH **ADJ. HUBS 11.5%	TOTAL SPENT WITH *OTHER HUBS 1.1%	BLACK	**ADJUSTED HUB GOAL 11.5% HISPANIC	WOMAN	*OTHER HUB GOAL 1.1% ASIAN PACIFIC	NATIVE AMERICAN
T	\$208,796	\$173,984/83.3%	\$11,602/5.55%	\$23,208/11.1%	\$91/.043%	\$2,098/1.00%	\$9,411/4.50%	\$23,208/11.1%	
N									
S									
-TC	\$14,382	\$14,266/99.1%	\$99/.694%	\$15/.107%		\$25/.180%	\$74/.514%	\$15/.107%	
C	\$194,413	\$159,718/82.1%	\$11,502/5.91%	\$23,193/11.9%	\$91/.047%	\$2,073/1.06%	\$9,337/4.80%	\$23,193/11.9%	

DB = DEBIT (NEGATIVE AMOUNT) * = OTHER HUBS ** = ADJUSTED HUBS *** = DOLLARS REPORTED BUT NOT SHOWN IN THESE COLUMNS. SEE COVER LETTER PARA. 4
T=TREASURY, N=NON-TREASURY, S=SUBCONTRACTOR FUNDS & PROCUREMENT CARD HUB PURCHASES, TC=TERM CONTRACT, C=CONSOLIDATED. SEE PAGE 4 OF HUB REPORT FOR FUND TYPE DESCRIPTION.

359-OFFICE OF PUBLIC INSURANCE COUNSEL-Heavy Construction Unadjusted Goal is 11.9%

FUND TYPE	TOTAL EXPENDITURES	TOTAL SPENT WITH NON-HUBS AMOUNT/%	TOTAL SPENT WITH **ADJ. HUBS 6.6% AMOUNT/%	TOTAL SPENT WITH *OTHER HUBS 5.3% AMOUNT/%	ASIAN PACIFIC AMOUNT/%	BLACK AMOUNT/%	HISPANIC AMOUNT/%	NATIVE AMERICAN AMOUNT/%	*OTHER HUB GOAL 5.3% WOMAN AMOUNT/%
-----------	--------------------	------------------------------------	--	--	------------------------	----------------	-------------------	--------------------------	-------------------------------------

T
N
S
-TC
C

359-OFFICE OF PUBLIC INSURANCE COUNSEL-Building Construction Unadjusted Goal is 26.1%

FUND TYPE	TOTAL EXPENDITURES	TOTAL SPENT WITH NON-HUBS	TOTAL SPENT WITH **ADJ. HUBS 25.1% AMOUNT/%	TOTAL SPENT WITH *OTHER HUBS 1.0% AMOUNT/%	BLACK	**ADJUSTED HUB GOAL 25.1% HISPANIC	WOMAN	*OTHER HUB GOAL 1.0% ASIAN PACIFIC	NATIVE AMERICAN
-----------	--------------------	---------------------------	---	--	-------	---------------------------------------	-------	---------------------------------------	-----------------

T
N
S
-TC
C

359-OFFICE OF PUBLIC INSURANCE COUNSEL-Special Trade Unadjusted Goal is 57.2%

FUND TYPE	TOTAL EXPENDITURES	TOTAL SPENT WITH NON-HUBS	TOTAL SPENT WITH **ADJ. HUBS 47.0% AMOUNT/%	TOTAL SPENT WITH *OTHER HUBS 10.2% AMOUNT/%	BLACK	**ADJUSTED HUB GOAL 47.0% HISPANIC	ASIAN PACIFIC	*OTHER HUB GOAL 10.2% NATIVE AMERICAN	WOMAN
-----------	--------------------	---------------------------	---	---	-------	---------------------------------------	---------------	--	-------

T
N
S
-TC
C

359-OFFICE OF PUBLIC INSURANCE COUNSEL-Professional Services Unadjusted Goal is 20.0%

FUND TYPE	TOTAL EXPENDITURES	TOTAL SPENT WITH NON-HUBS	TOTAL SPENT WITH **ADJ. HUBS 18.1% AMOUNT/%	TOTAL SPENT WITH *OTHER HUBS 1.9% AMOUNT/%	BLACK	**ADJUSTED HUB GOAL 18.1% HISPANIC	WOMAN	*OTHER HUB GOAL 1.9% ASIAN PACIFIC	NATIVE AMERICAN
-----------	--------------------	---------------------------	---	--	-------	---------------------------------------	-------	---------------------------------------	-----------------

T
N
S
-TC
C

359-OFFICE OF PUBLIC INSURANCE COUNSEL-Other Services Unadjusted Goal is 33.0%

FUND TYPE	TOTAL EXPENDITURES	TOTAL SPENT WITH NON-HUBS	TOTAL SPENT WITH **ADJ. HUBS 33.0% AMOUNT/%	ASIAN PACIFIC	BLACK	**ADJUSTED HUB GOAL 33.0% HISPANIC	NATIVE AMERICAN	WOMAN
-----------	--------------------	---------------------------	---	---------------	-------	---------------------------------------	-----------------	-------

T
N
S
-TC
C

359-OFFICE OF PUBLIC INSURANCE COUNSEL-Commodity Purchasing Unadjusted Goal is 12.6%

FUND TYPE	TOTAL EXPENDITURES	TOTAL SPENT WITH NON-HUBS	TOTAL SPENT WITH **ADJ. HUBS 11.5% AMOUNT/%	TOTAL SPENT WITH *OTHER HUBS 1.1% AMOUNT/%	BLACK	**ADJUSTED HUB GOAL 11.5% HISPANIC	WOMAN	*OTHER HUB GOAL 1.1% ASIAN PACIFIC	NATIVE AMERICAN
-----------	--------------------	---------------------------	---	--	-------	---------------------------------------	-------	---------------------------------------	-----------------

T
N
S
-TC
C

DB = DEBIT (NEGATIVE AMOUNT) * = OTHER HUBS ** = ADJUSTED HUBS *** = DOLLARS REPORTED BUT NOT SHOWN IN THESE COLUMNS. SEE COVER LETTER PARA. 4
T-TREASURY, N-NON-TREASURY, S-SUBCONTRACTOR FUNDS & PROCUREMENT CARD HUB PURCHASES, TC-TERM CONTRACT, C-CONSOLIDATED. SEE PAGE 4 OF HUB REPORT FOR FUND TYPE DESCRIPTION.

360-STATE OFC OF ADMINISTRATIVE HEARINGS-Heavy Construction Unadjusted Goal is 11.9%

FUND TYPE	TOTAL EXPENDITURES	TOTAL SPENT WITH NON-HUBS AMOUNT/%	TOTAL SPENT WITH **ADJ. HUBS 6.6% AMOUNT/%	TOTAL SPENT WITH *OTHER HUBS 5.3% AMOUNT/%	ASIAN PACIFIC AMOUNT/%	BLACK AMOUNT/%	HISPANIC AMOUNT/%	NATIVE AMERICAN AMOUNT/%	*OTHER HUB GOAL 5.3% WOMAN AMOUNT/%
-----------	--------------------	------------------------------------	--	--	------------------------	----------------	-------------------	--------------------------	-------------------------------------

T
N
S
-TC

C

360-STATE OFC OF ADMINISTRATIVE HEARINGS-Building Construction Unadjusted Goal is 26.1%

FUND TYPE	TOTAL EXPENDITURES	TOTAL SPENT WITH NON-HUBS	TOTAL SPENT WITH **ADJ. HUBS 25.1%	TOTAL SPENT WITH *OTHER HUBS 1.0%	BLACK	HISPANIC	WOMAN	ASIAN PACIFIC	NATIVE AMERICAN	*OTHER HUB GOAL 1.0%
-----------	--------------------	---------------------------	------------------------------------	-----------------------------------	-------	----------	-------	---------------	-----------------	----------------------

T
N
S
-TC

C

360-STATE OFC OF ADMINISTRATIVE HEARINGS-Special Trade Unadjusted Goal is 57.2%

FUND TYPE	TOTAL EXPENDITURES	TOTAL SPENT WITH NON-HUBS	TOTAL SPENT WITH **ADJ. HUBS 47.0%	TOTAL SPENT WITH *OTHER HUBS 10.2%	BLACK	HISPANIC	ASIAN PACIFIC	NATIVE AMERICAN	WOMAN	*OTHER HUB GOAL 10.2%
-----------	--------------------	---------------------------	------------------------------------	------------------------------------	-------	----------	---------------	-----------------	-------	-----------------------

T
N
S
-TC

C

360-STATE OFC OF ADMINISTRATIVE HEARINGS-Professional Services Unadjusted Goal is 20.0%

FUND TYPE	TOTAL EXPENDITURES	TOTAL SPENT WITH NON-HUBS	TOTAL SPENT WITH **ADJ. HUBS 18.1%	TOTAL SPENT WITH *OTHER HUBS 1.9%	BLACK	HISPANIC	WOMAN	ASIAN PACIFIC	NATIVE AMERICAN	*OTHER HUB GOAL 1.9%
-----------	--------------------	---------------------------	------------------------------------	-----------------------------------	-------	----------	-------	---------------	-----------------	----------------------

T
N
S
-TC

C

360-STATE OFC OF ADMINISTRATIVE HEARINGS-Other Services Unadjusted Goal is 33.0%

FUND TYPE	TOTAL EXPENDITURES	TOTAL SPENT WITH NON-HUBS	TOTAL SPENT WITH **ADJ. HUBS 33.0%	ASIAN PACIFIC	BLACK	HISPANIC	NATIVE AMERICAN	WOMAN
-----------	--------------------	---------------------------	------------------------------------	---------------	-------	----------	-----------------	-------

T
N
S
-TC

C

360-STATE OFC OF ADMINISTRATIVE HEARINGS-Commodity Purchasing Unadjusted Goal is 12.6%

FUND TYPE	TOTAL EXPENDITURES	TOTAL SPENT WITH NON-HUBS	TOTAL SPENT WITH **ADJ. HUBS 11.5%	TOTAL SPENT WITH *OTHER HUBS 1.1%	BLACK	HISPANIC	WOMAN	ASIAN PACIFIC	NATIVE AMERICAN	*OTHER HUB GOAL 1.1%
-----------	--------------------	---------------------------	------------------------------------	-----------------------------------	-------	----------	-------	---------------	-----------------	----------------------

T
N
S
-TC

C

DB = DEBIT (NEGATIVE AMOUNT) * = OTHER HUBS ** = ADJUSTED HUBS *** = DOLLARS REPORTED BUT NOT SHOWN IN THESE COLUMNS. SEE COVER LETTER PARA. 4
T-TREASURY, N=NON-TREASURY, S=SUBCONTRACTOR FUNDS & PROCUREMENT CARD HUB PURCHASES, TC=TERM CONTRACT, C=CONSOLIDATED. SEE PAGE 4 OF HUB REPORT FOR FUND TYPE DESCRIPTION.

362-TEXAS LOTTERY COMMISSION-Heavy Construction Unadjusted Goal is 11.9%

FUND TYPE	TOTAL EXPENDITURES	TOTAL SPENT WITH NON-HUBS AMOUNT/%	TOTAL SPENT WITH **ADJ. HUBS 6.6% AMOUNT/%	TOTAL SPENT WITH *OTHER HUBS 5.3% AMOUNT/%	ASIAN PACIFIC AMOUNT/%	**ADJUSTED HUB GOAL 6.6% BLACK AMOUNT/%	HISPANIC AMOUNT/%	NATIVE AMERICAN AMOUNT/%	*OTHER HUB GOAL 5.3% WOMAN AMOUNT/%
-----------	--------------------	------------------------------------	--	--	------------------------	--	-------------------	--------------------------	--

T
N
S
-TC

C

362-TEXAS LOTTERY COMMISSION-Building Construction Unadjusted Goal is 26.1%

FUND TYPE	TOTAL EXPENDITURES	TOTAL SPENT WITH NON-HUBS	TOTAL SPENT WITH **ADJ. HUBS 25.1%	TOTAL SPENT WITH *OTHER HUBS 1.0%	BLACK	**ADJUSTED HUB GOAL 25.1% HISPANIC	WOMAN	*OTHER HUB GOAL 1.0% ASIAN PACIFIC	NATIVE AMERICAN
-----------	--------------------	---------------------------	------------------------------------	-----------------------------------	-------	---------------------------------------	-------	---------------------------------------	-----------------

T
N
S
-TC

C

362-TEXAS LOTTERY COMMISSION-Special Trade Unadjusted Goal is 57.2%

FUND TYPE	TOTAL EXPENDITURES	TOTAL SPENT WITH NON-HUBS	TOTAL SPENT WITH **ADJ. HUBS 47.0%	TOTAL SPENT WITH *OTHER HUBS 10.2%	BLACK	**ADJUSTED HUB GOAL 47.0% HISPANIC	WOMAN	*OTHER HUB GOAL 10.2% ASIAN PACIFIC	NATIVE AMERICAN	WOMAN
-----------	--------------------	---------------------------	------------------------------------	------------------------------------	-------	---------------------------------------	-------	--	-----------------	-------

T
N
S
-TC

C

362-TEXAS LOTTERY COMMISSION-Professional Services Unadjusted Goal is 20.0%

FUND TYPE	TOTAL EXPENDITURES	TOTAL SPENT WITH NON-HUBS	TOTAL SPENT WITH **ADJ. HUBS 18.1%	TOTAL SPENT WITH *OTHER HUBS 1.8%	BLACK	**ADJUSTED HUB GOAL 18.1% HISPANIC	WOMAN	*OTHER HUB GOAL 1.9% ASIAN PACIFIC	NATIVE AMERICAN
-----------	--------------------	---------------------------	------------------------------------	-----------------------------------	-------	---------------------------------------	-------	---------------------------------------	-----------------

T
N
S
-TC

C

362-TEXAS LOTTERY COMMISSION-Other Services Unadjusted Goal is 33.0%

FUND TYPE	TOTAL EXPENDITURES	TOTAL SPENT WITH NON-HUBS	TOTAL SPENT WITH **ADJ. HUBS 33.0%	ASIAN PACIFIC	BLACK	**ADJUSTED HUB GOAL 33.0% HISPANIC	NATIVE AMERICAN	WOMAN
-----------	--------------------	---------------------------	------------------------------------	---------------	-------	---------------------------------------	-----------------	-------

T
N
S
-TC

C

362-TEXAS LOTTERY COMMISSION-Commodity Purchasing Unadjusted Goal is 12.6%

FUND TYPE	TOTAL EXPENDITURES	TOTAL SPENT WITH NON-HUBS	TOTAL SPENT WITH **ADJ. HUBS 11.5%	TOTAL SPENT WITH *OTHER HUBS 1.1%	BLACK	**ADJUSTED HUB GOAL 11.5% HISPANIC	WOMAN	*OTHER HUB GOAL 1.1% ASIAN PACIFIC	NATIVE AMERICAN
-----------	--------------------	---------------------------	------------------------------------	-----------------------------------	-------	---------------------------------------	-------	---------------------------------------	-----------------

T
N
S
-TC

C

DB = DEBIT (NEGATIVE AMOUNT) * = OTHER HUBS ** = ADJUSTED HUBS *** = DOLLARS REPORTED BUT NOT SHOWN IN THESE COLUMNS. SEE COVER LETTER PARA. 4
T-TREASURY, N-NON-TREASURY, S-SUBCONTRACTOR FUNDS & PROCUREMENT CARD HUB PURCHASES, TC-TERM CONTRACT, C-CONSOLIDATED. SEE PAGE 4 OF HUB REPORT FOR FUND TYPE DESCRIPTION.

FUND TYPE	TOTAL EXPENDITURES	TOTAL SPENT WITH NON-HUBS AMOUNT/%	364-HEALTH PROFESSIONS COUNCIL-Heavy Construction Unadjusted Goal is 11.9%		**ADJUSTED HUB GOAL 6.6%				*OTHER HUB GOAL 5.3% WOMAN AMOUNT/%
			TOTAL SPENT WITH **ADJ. HUBS 6.6% AMOUNT/%	TOTAL SPENT WITH *OTHER HUBS 5.3% AMOUNT/%	ASIAN PACIFIC AMOUNT/%	BLACK AMOUNT/%	HISPANIC AMOUNT/%	NATIVE AMERICAN AMOUNT/%	

T
N
S
-TC

C

FUND TYPE	TOTAL EXPENDITURES	TOTAL SPENT WITH NON-HUBS	364-HEALTH PROFESSIONS COUNCIL-Building Construction Unadjusted Goal is 26.1%		**ADJUSTED HUB GOAL 25.1%			*OTHER HUB GOAL 1.0% ASIAN PACIFIC NATIVE AMERICAN	
			TOTAL SPENT WITH **ADJ. HUBS 25.1%	TOTAL SPENT WITH *OTHER HUBS 1.0%	BLACK	HISPANIC	WOMAN		

T
N
S
-TC

C

FUND TYPE	TOTAL EXPENDITURES	TOTAL SPENT WITH NON-HUBS	364-HEALTH PROFESSIONS COUNCIL-Special Trade Unadjusted Goal is 57.2%		**ADJUSTED HUB GOAL 47.0%		*OTHER HUB GOAL 10.2% ASIAN PACIFIC NATIVE AMERICAN WOMAN		
			TOTAL SPENT WITH **ADJ. HUBS 47.0%	TOTAL SPENT WITH *OTHER HUBS 10.2%	BLACK	HISPANIC			

T
N
S
-TC

C

FUND TYPE	TOTAL EXPENDITURES	TOTAL SPENT WITH NON-HUBS	364-HEALTH PROFESSIONS COUNCIL-Professional Services Unadjusted Goal is 20.0%		**ADJUSTED HUB GOAL 18.1%			*OTHER HUB GOAL 1.9% ASIAN PACIFIC NATIVE AMERICAN	
			TOTAL SPENT WITH **ADJ. HUBS 18.1%	TOTAL SPENT WITH *OTHER HUBS 1.9%	BLACK	HISPANIC	WOMAN		

T
N
S
-TC

C

FUND TYPE	TOTAL EXPENDITURES	TOTAL SPENT WITH NON-HUBS	364-HEALTH PROFESSIONS COUNCIL-Other Services Unadjusted Goal is 33.0%		**ADJUSTED HUB GOAL 33.0%				
			TOTAL SPENT WITH **ADJ. HUBS 33.0%	ASIAN PACIFIC	BLACK	HISPANIC	NATIVE AMERICAN	WOMAN	

T
N
S
-TC
\$1,129 \$1,129/100 %

C \$1,129 \$1,129/100 %

FUND TYPE	TOTAL EXPENDITURES	TOTAL SPENT WITH NON-HUBS	364-HEALTH PROFESSIONS COUNCIL-Commodity Purchasing Unadjusted Goal is 12.6%		**ADJUSTED HUB GOAL 11.5%			*OTHER HUB GOAL 1.1% ASIAN PACIFIC NATIVE AMERICAN	
			TOTAL SPENT WITH **ADJ. HUBS 11.5%	TOTAL SPENT WITH *OTHER HUBS 1.1%	BLACK	HISPANIC	WOMAN		

T
N
S
-TC
\$1,114 \$481/43.1% \$633/56.8%

C \$1,114 \$481/43.1% \$633/56.8% \$433/38.8% \$200/17.9%

DB = DEBIT (NEGATIVE AMOUNT) * = OTHER HUBS ** = ADJUSTED HUBS *** = DOLLARS REPORTED BUT NOT SHOWN IN THESE COLUMNS. SEE COVER LETTER PARA. 4
T-TREASURY, N-NON-TREASURY, S-SUBCONTRACTOR FUNDS & PROCUREMENT CARD HUB PURCHASES, TC-TERM CONTRACT, C-CONSOLIDATED. SEE PAGE 4 OF HUB REPORT FOR FUND TYPE DESCRIPTION.

367-TELECOMM INFRASTRUCTURE FUND-Heavy Construction Unadjusted Goal is 11.9%

FUND TYPE	TOTAL EXPENDITURES	TOTAL SPENT WITH NON-HUBS AMOUNT/%	TOTAL SPENT WITH **ADJ. HUBS 8.9% AMOUNT/%	TOTAL SPENT WITH *OTHER HUBS 5.3% AMOUNT/%	ASIAN PACIFIC AMOUNT/%	BLACK AMOUNT/%	HISPANIC AMOUNT/%	NATIVE AMERICAN AMOUNT/%	*OTHER HUB GOAL 5.3% WOMAN AMOUNT/%
-----------	--------------------	------------------------------------	--	--	------------------------	----------------	-------------------	--------------------------	-------------------------------------

T
N
S
-TC

C

367-TELECOMM INFRASTRUCTURE FUND-Building Construction Unadjusted Goal is 26.1%

FUND TYPE	TOTAL EXPENDITURES	TOTAL SPENT WITH NON-HUBS	TOTAL SPENT WITH **ADJ. HUBS 25.1%	TOTAL SPENT WITH *OTHER HUBS 1.0%	BLACK	HISPANIC	WOMAN	ASIAN PACIFIC	NATIVE AMERICAN	*OTHER HUB GOAL 1.0%
-----------	--------------------	---------------------------	------------------------------------	-----------------------------------	-------	----------	-------	---------------	-----------------	----------------------

T
N
S
-TC

C

367-TELECOMM INFRASTRUCTURE FUND-Special Trade Unadjusted Goal is 57.2%

FUND TYPE	TOTAL EXPENDITURES	TOTAL SPENT WITH NON-HUBS	TOTAL SPENT WITH **ADJ. HUBS 47.0%	TOTAL SPENT WITH *OTHER HUBS 10.2%	BLACK	HISPANIC	WOMAN	ASIAN PACIFIC	NATIVE AMERICAN	*OTHER HUB GOAL 10.2%
-----------	--------------------	---------------------------	------------------------------------	------------------------------------	-------	----------	-------	---------------	-----------------	-----------------------

T
N
S
-TC

C

367-TELECOMM INFRASTRUCTURE FUND-Professional Services Unadjusted Goal is 20.0%

FUND TYPE	TOTAL EXPENDITURES	TOTAL SPENT WITH NON-HUBS	TOTAL SPENT WITH **ADJ. HUBS 18.1%	TOTAL SPENT WITH *OTHER HUBS 1.9%	BLACK	HISPANIC	WOMAN	ASIAN PACIFIC	NATIVE AMERICAN	*OTHER HUB GOAL 1.9%
-----------	--------------------	---------------------------	------------------------------------	-----------------------------------	-------	----------	-------	---------------	-----------------	----------------------

T
N
S
-TC

C

367-TELECOMM INFRASTRUCTURE FUND-Other Services Unadjusted Goal is 33.0%

FUND TYPE	TOTAL EXPENDITURES	TOTAL SPENT WITH NON-HUBS	TOTAL SPENT WITH **ADJ. HUBS 33.0%	ASIAN PACIFIC	BLACK	HISPANIC	NATIVE AMERICAN	WOMAN
-----------	--------------------	---------------------------	------------------------------------	---------------	-------	----------	-----------------	-------

T
N
S
-TC

C

367-TELECOMM INFRASTRUCTURE FUND-Commodity Purchasing Unadjusted Goal is 12.6%

FUND TYPE	TOTAL EXPENDITURES	TOTAL SPENT WITH NON-HUBS	TOTAL SPENT WITH **ADJ. HUBS 11.5%	TOTAL SPENT WITH *OTHER HUBS 1.1%	BLACK	HISPANIC	WOMAN	ASIAN PACIFIC	NATIVE AMERICAN	*OTHER HUB GOAL 1.1%
-----------	--------------------	---------------------------	------------------------------------	-----------------------------------	-------	----------	-------	---------------	-----------------	----------------------

T
N
S
-TC

C

DB = DEBIT (NEGATIVE AMOUNT) * = OTHER HUBS ** = ADJUSTED HUBS *** = DOLLARS REPORTED BUT NOT SHOWN IN THESE COLUMNS. SEE COVER LETTER PARA. 4
T=TREASURY, N=NON-TREASURY, S=SUBCONTRACTOR FUNDS & PROCUREMENT CARD HUB PURCHASES, TC=TERM CONTRACT, C=CONSOLIDATED. SEE PAGE 4 OF HUB REPORT FOR FUND TYPE DESCRIPTION.

401-ADJUTANT GENERAL-Heavy Construction Unadjusted Goal is 11.9%

FUND TYPE	TOTAL EXPENDITURES	TOTAL SPENT WITH NON-HUBS AMOUNT/%	TOTAL SPENT WITH **ADJ. HUBS 6.6% AMOUNT/%	TOTAL SPENT WITH *OTHER HUBS 5.3% AMOUNT/%	ASIAN PACIFIC AMOUNT/%	BLACK AMOUNT/%	HISPANIC AMOUNT/%	NATIVE AMERICAN AMOUNT/%	*OTHER HUB GOAL 5.3% WOMAN AMOUNT/%
T	\$57,066	\$714/1.25%		\$56,352/98.7%					\$56,352/98.7%
N									
S									
-TC									
C	\$57,066	\$714/1.25%		\$56,352/98.7%					\$56,352/98.7%

401-ADJUTANT GENERAL-Building Construction Unadjusted Goal is 26.1%

FUND TYPE	TOTAL EXPENDITURES	TOTAL SPENT WITH NON-HUBS	TOTAL SPENT WITH **ADJ. HUBS 25.1% AMOUNT/%	TOTAL SPENT WITH *OTHER HUBS 1.0% AMOUNT/%	BLACK	HISPANIC	WOMAN	*OTHER HUB GOAL 1.0% ASIAN PACIFIC NATIVE AMERICAN
T	\$62,713	\$41,950/66.8%	\$20,763/33.1%				\$20,763/33.1%	
N								
S								
-TC								
C	\$62,713	\$41,950/66.8%	\$20,763/33.1%				\$20,763/33.1%	

401-ADJUTANT GENERAL-Special Trade Unadjusted Goal is 57.2%

FUND TYPE	TOTAL EXPENDITURES	TOTAL SPENT WITH NON-HUBS	TOTAL SPENT WITH **ADJ. HUBS 47.0% AMOUNT/%	TOTAL SPENT WITH *OTHER HUBS 10.2% AMOUNT/%	BLACK	HISPANIC	ASIAN PACIFIC	NATIVE AMERICAN	WOMAN
T	\$1,053,828	\$415,359/39.4%	\$79,784/7.57%	\$558,684/53.0%		\$79,784/7.57%		\$13,109/1.24%	\$545,575/51.7%
N									
S									
-TC	\$2,568		\$2,568/100%			\$2,568/100%			
C	\$1,051,260	\$415,359/39.5%	\$77,216/7.34%	\$558,684/53.1%		\$77,216/7.34%		\$13,109/1.24%	\$545,575/51.8%

401-ADJUTANT GENERAL-Professional Services Unadjusted Goal is 20.0%

FUND TYPE	TOTAL EXPENDITURES	TOTAL SPENT WITH NON-HUBS	TOTAL SPENT WITH **ADJ. HUBS 18.1% AMOUNT/%	TOTAL SPENT WITH *OTHER HUBS 1.9% AMOUNT/%	BLACK	HISPANIC	WOMAN	*OTHER HUB GOAL 1.9% ASIAN PACIFIC NATIVE AMERICAN
T	\$419,908	\$93,990/22.3%	\$325,917/77.6%		\$2,877/.685%	\$323,040/76.9%		
N								
S								
-TC								
C	\$419,908	\$93,990/22.3%	\$325,917/77.6%		\$2,877/.685%	\$323,040/76.9%		

401-ADJUTANT GENERAL-Other Services Unadjusted Goal is 33.0%

FUND TYPE	TOTAL EXPENDITURES	TOTAL SPENT WITH NON-HUBS	TOTAL SPENT WITH **ADJ. HUBS 33.0% AMOUNT/%	ASIAN PACIFIC	BLACK	HISPANIC	NATIVE AMERICAN	WOMAN
T	\$1,908,240	\$1,551,102/81.2%	\$357,137/18.7%	\$432/.022%		\$12,305/.644%		\$344,400/18.0%
N								
S								
-TC	\$61,877	\$61,877/100%						
C	\$1,846,363	\$1,489,225/80.6%	\$357,137/19.3%	\$432/.023%		\$12,305/.666%		\$344,400/18.6%

401-ADJUTANT GENERAL-Commodity Purchasing Unadjusted Goal is 12.6%

FUND TYPE	TOTAL EXPENDITURES	TOTAL SPENT WITH NON-HUBS	TOTAL SPENT WITH **ADJ. HUBS 11.5% AMOUNT/%	TOTAL SPENT WITH *OTHER HUBS 1.1% AMOUNT/%	BLACK	HISPANIC	WOMAN	*OTHER HUB GOAL 1.1% ASIAN PACIFIC NATIVE AMERICAN
T	\$1,586,031DB	\$1,902,384DB	\$291,615	\$24,737	\$1,275	\$22,992	\$267,347	\$24,737
N								
S								
-TC	\$123,676	\$104,381/84.3%	\$19,295/15.6%			\$16,346/13.2%	\$2,948/2.38%	
C	\$1,709,708DB	\$2,006,766DB	\$272,320	\$24,737	\$1,275	\$6,646	\$264,399	\$24,737

DB = DEBIT (NEGATIVE AMOUNT) * = OTHER HUBS ** = ADJUSTED HUBS *** = DOLLARS REPORTED BUT NOT SHOWN IN THESE COLUMNS. SEE COVER LETTER PARA. 4
T=TREASURY, N=NON-TREASURY, S=SUBCONTRACTOR FUNDS & PROCUREMENT CARD HUB PURCHASES, TC=TERM CONTRACT, C=CONSOLIDATED. SEE PAGE 4 OF HUB REPORT FOR FUND TYPE DESCRIPTION.

403-TEXAS VETERANS COMMISSION-Heavy Construction Unadjusted Goal is 11.9%

FUND TYPE	TOTAL EXPENDITURES	TOTAL SPENT WITH NON-HUBS AMOUNT/%	TOTAL SPENT WITH **ADJ. HUBS 6.6% AMOUNT/%	TOTAL SPENT WITH *OTHER HUBS 5.3% AMOUNT/%	ASIAN PACIFIC AMOUNT/%	BLACK AMOUNT/%	HISPANIC AMOUNT/%	NATIVE AMERICAN AMOUNT/%	*OTHER HUB GOAL 5.3% WOMAN AMOUNT/%
-----------	--------------------	------------------------------------	--	--	------------------------	----------------	-------------------	--------------------------	-------------------------------------

T
N
S
-TC

C

403-TEXAS VETERANS COMMISSION-Building Construction Unadjusted Goal is 26.1%

FUND TYPE	TOTAL EXPENDITURES	TOTAL SPENT WITH NON-HUBS	TOTAL SPENT WITH **ADJ. HUBS 25.1%	TOTAL SPENT WITH *OTHER HUBS 1.0%	BLACK	HISPANIC	WOMAN	ASIAN PACIFIC	NATIVE AMERICAN
-----------	--------------------	---------------------------	------------------------------------	-----------------------------------	-------	----------	-------	---------------	-----------------

T
N
S
-TC

C

403-TEXAS VETERANS COMMISSION-Special Trade Unadjusted Goal is 57.2%

FUND TYPE	TOTAL EXPENDITURES	TOTAL SPENT WITH NON-HUBS	TOTAL SPENT WITH **ADJ. HUBS 47.0%	TOTAL SPENT WITH *OTHER HUBS 10.2%	BLACK	HISPANIC	ASIAN PACIFIC	NATIVE AMERICAN	WOMAN
-----------	--------------------	---------------------------	------------------------------------	------------------------------------	-------	----------	---------------	-----------------	-------

T
N
S
-TC

C

403-TEXAS VETERANS COMMISSION-Professional Services Unadjusted Goal is 20.0%

FUND TYPE	TOTAL EXPENDITURES	TOTAL SPENT WITH NON-HUBS	TOTAL SPENT WITH **ADJ. HUBS 18.1%	TOTAL SPENT WITH *OTHER HUBS 1.9%	BLACK	HISPANIC	WOMAN	ASIAN PACIFIC	NATIVE AMERICAN
-----------	--------------------	---------------------------	------------------------------------	-----------------------------------	-------	----------	-------	---------------	-----------------

T
N
S
-TC

C

403-TEXAS VETERANS COMMISSION-Other Services Unadjusted Goal is 33.0%

FUND TYPE	TOTAL EXPENDITURES	TOTAL SPENT WITH NON-HUBS	TOTAL SPENT WITH **ADJ. HUBS 33.0%	ASIAN PACIFIC	BLACK	HISPANIC	NATIVE AMERICAN	WOMAN
-----------	--------------------	---------------------------	------------------------------------	---------------	-------	----------	-----------------	-------

T
N
S
-TC

C

403-TEXAS VETERANS COMMISSION-Commodity Purchasing Unadjusted Goal is 12.6%

FUND TYPE	TOTAL EXPENDITURES	TOTAL SPENT WITH NON-HUBS	TOTAL SPENT WITH **ADJ. HUBS 11.5%	TOTAL SPENT WITH *OTHER HUBS 1.1%	BLACK	HISPANIC	WOMAN	ASIAN PACIFIC	NATIVE AMERICAN
-----------	--------------------	---------------------------	------------------------------------	-----------------------------------	-------	----------	-------	---------------	-----------------

T
N
S
-TC

C

DB = DEBIT (NEGATIVE AMOUNT) * = OTHER HUBS ** = ADJUSTED HUBS *** = DOLLARS REPORTED BUT NOT SHOWN IN THESE COLUMNS. SEE COVER LETTER PARA. 4
T=TREASURY, N=NON-TREASURY, S=SUBCONTRACTOR FUNDS & PROCUREMENT CARD HUB PURCHASES, TC=TERM CONTRACT, C=CONSOLIDATED. SEE PAGE 4 OF HUB REPORT FOR FUND TYPE DESCRIPTION.

405-DEPARTMENT OF PUBLIC SAFETY-Heavy Construction Unadjusted Goal is 11.9%

FUND TYPE	TOTAL EXPENDITURES	TOTAL SPENT WITH NON-HUBS AMOUNT/%	TOTAL SPENT WITH **ADJ. HUBS 5.6% AMOUNT/%	TOTAL SPENT WITH *OTHER HUBS 5.3% AMOUNT/%	**ADJUSTED HUB GOAL 6.6%				*OTHER HUB GOAL 5.3% WOMAN AMOUNT/%
					ASIAN PACIFIC AMOUNT/%	BLACK AMOUNT/%	HISPANIC AMOUNT/%	NATIVE AMERICAN AMOUNT/%	
T									
N									
S									
-TC									
C									

405-DEPARTMENT OF PUBLIC SAFETY-Building Construction Unadjusted Goal is 26.1%

FUND TYPE	TOTAL EXPENDITURES	TOTAL SPENT WITH NON-HUBS	TOTAL SPENT WITH **ADJ. HUBS 25.1% AMOUNT/%	TOTAL SPENT WITH *OTHER HUBS 1.0% AMOUNT/%	**ADJUSTED HUB GOAL 25.1%			*OTHER HUB GOAL 1.0%	
					BLACK	HISPANIC	WOMAN	ASIAN PACIFIC	NATIVE AMERICAN
T	\$7,509,568	\$6,370,365/84.8%	\$1,139,203/15.1%			\$980,017/13.0%	\$159,186/2.11%		
N									
S	***	***	\$95,729/1.27%	\$1,536,976/20.4%	\$2,513/.033%	\$4,200/.055%	\$89,016/1.18%	\$1,536,976/20.4%	
-TC									
C	\$7,509,568	\$6,370,365/84.8%	\$1,234,932/16.4%	\$1,536,976/20.4%	\$2,513/.033%	\$984,217/13.1%	\$248,202/3.30%	\$1,536,976/20.4%	

405-DEPARTMENT OF PUBLIC SAFETY-Special Trade Unadjusted Goal is 57.2%

FUND TYPE	TOTAL EXPENDITURES	TOTAL SPENT WITH NON-HUBS	TOTAL SPENT WITH **ADJ. HUBS 47.0% AMOUNT/%	TOTAL SPENT WITH *OTHER HUBS 10.2% AMOUNT/%	**ADJUSTED HUB GOAL 47.0%			*OTHER HUB GOAL 10.2%	
					BLACK	HISPANIC	WOMAN	ASIAN PACIFIC	NATIVE AMERICAN
T	\$365,439	\$251,129/68.7%	\$78,410/21.4%	\$35,899/9.82%					
N									
S									
-TC									
C	\$365,439	\$251,129/68.7%	\$78,410/21.4%	\$35,899/9.82%		\$78,410/21.4%		\$4,406/1.20%	\$31,493/8.61%

405-DEPARTMENT OF PUBLIC SAFETY-Professional Services Unadjusted Goal is 20.0%

FUND TYPE	TOTAL EXPENDITURES	TOTAL SPENT WITH NON-HUBS	TOTAL SPENT WITH **ADJ. HUBS 18.1% AMOUNT/%	TOTAL SPENT WITH *OTHER HUBS 1.9% AMOUNT/%	**ADJUSTED HUB GOAL 18.1%			*OTHER HUB GOAL 1.9%	
					BLACK	HISPANIC	WOMAN	ASIAN PACIFIC	NATIVE AMERICAN
T	\$497,410DB	\$640,718DB	\$136,325	\$6,982	\$9,945	\$95,104	\$31,275	\$6,982	
N									
S									
-TC	\$595	\$595/100%							
C	\$498,005DB	\$641,313DB	\$136,325	\$6,982	\$9,945	\$95,104	\$31,275	\$6,982	

405-DEPARTMENT OF PUBLIC SAFETY-Other Services Unadjusted Goal is 33.0%

FUND TYPE	TOTAL EXPENDITURES	TOTAL SPENT WITH NON-HUBS	TOTAL SPENT WITH **ADJ. HUBS 33.0% AMOUNT/%	**ADJUSTED HUB GOAL 33.0%				
				ASIAN PACIFIC	BLACK	HISPANIC	NATIVE AMERICAN	WOMAN
T	\$15,981,469	\$14,710,226/92.0%	\$1,271,243/7.95%	\$105,540/.660%	\$15,660/.098%	\$46,839/.293%		\$1,103,202/6.90%
N								
S								
-TC	\$347,851	\$347,851/100%						
C	\$15,633,618	\$14,362,375/91.8%	\$1,271,243/8.13%	\$105,540/.675%	\$15,660/.100%	\$46,839/.299%		\$1,103,202/7.05%

405-DEPARTMENT OF PUBLIC SAFETY-Commodity Purchasing Unadjusted Goal is 12.6%

FUND TYPE	TOTAL EXPENDITURES	TOTAL SPENT WITH NON-HUBS	TOTAL SPENT WITH **ADJ. HUBS 11.5% AMOUNT/%	TOTAL SPENT WITH *OTHER HUBS 1.1% AMOUNT/%	**ADJUSTED HUB GOAL 11.5%			*OTHER HUB GOAL 1.1%	
					BLACK	HISPANIC	WOMAN	ASIAN PACIFIC	NATIVE AMERICAN
T	\$25,276,962	\$21,860,489/86.4%	\$3,148,499/12.4%	\$267,973/1.06%	\$78,459/.310%	\$324,272/1.28%	\$2,745,768/10.8%	\$262,492/1.03%	\$5,481/.021%
N									
S									
-TC	\$1,361,826	\$1,213,448/89.1%	\$145,151/10.6%	\$3,226/.237%	\$476/.035%	\$129,798/9.53%	\$14,876/1.09%	\$2,937/.215%	\$289/.021%
C	\$23,915,135	\$20,647,040/86.3%	\$3,003,348/12.5%	\$264,746/1.10%	\$77,983/.326%	\$184,473/.813%	\$2,730,892/11.4%	\$259,554/1.08%	\$5,191/.021%

DB = DEBIT (NEGATIVE AMOUNT) * = OTHER HUBS ** = ADJUSTED HUBS *** = DOLLARS REPORTED BUT NOT SHOWN IN THESE COLUMNS. SEE COVER LETTER PARA. 4
T=TREASURY, N=NON-TREASURY, S=SUBCONTRACTOR FUNDS & PROCUREMENT CARD HUB PURCHASES, TC=TERM CONTRACT, C=CONSOLIDATED. SEE PAGE 4 OF HUB REPORT FOR FUND TYPE DESCRIPTION.

FUND TYPE	TOTAL EXPENDITURES	TOTAL SPENT WITH NON-HUBS AMOUNT/%	406-TEXAS MILITARY FACILITIES		COMMISSION-Heavy Construction Unadjusted Goal is 11.9%				*OTHER HUB GOAL 5.3% WOMAN AMOUNT/%
			TOTAL SPENT WITH **ADJ. HUBS 5.8% AMOUNT/%	TOTAL SPENT WITH *OTHER HUBS 5.3% AMOUNT/%	ASIAN PACIFIC AMOUNT/%	**ADJUSTED HUB GOAL 6.6% BLACK AMOUNT/%	HISPANIC AMOUNT/%	NATIVE AMERICAN AMOUNT/%	

T
N
S
-TC
C

FUND TYPE	TOTAL EXPENDITURES	TOTAL SPENT WITH NON-HUBS	406-TEXAS MILITARY FACILITIES		COMMISSION-Building Construction Unadjusted Goal is 26.1%			*OTHER HUB GOAL 1.0% ASIAN PACIFIC NATIVE AMERICAN	
			TOTAL SPENT WITH **ADJ. HUBS 25.1%	TOTAL SPENT WITH *OTHER HUBS 1.0%	BLACK	**ADJUSTED HUB GOAL 25.1% HISPANIC	WOMAN		

T
N
S
-TC
C

FUND TYPE	TOTAL EXPENDITURES	TOTAL SPENT WITH NON-HUBS	406-TEXAS MILITARY FACILITIES		COMMISSION-Special Trade Unadjusted Goal is 57.2%			
			TOTAL SPENT WITH **ADJ. HUBS 47.0%	TOTAL SPENT WITH *OTHER HUBS 10.2%	BLACK	**ADJUSTED HUB GOAL 47.0% HISPANIC	ASIAN PACIFIC	*OTHER HUB GOAL 10.2% NATIVE AMERICAN WOMAN

T
N
S
-TC
C

FUND TYPE	TOTAL EXPENDITURES	TOTAL SPENT WITH NON-HUBS	406-TEXAS MILITARY FACILITIES		COMMISSION-Professional Services Unadjusted Goal is 20.0%			*OTHER HUB GOAL 1.9% ASIAN PACIFIC NATIVE AMERICAN	
			TOTAL SPENT WITH **ADJ. HUBS 18.1%	TOTAL SPENT WITH *OTHER HUBS 1.8%	BLACK	**ADJUSTED HUB GOAL 18.1% HISPANIC	WOMAN		

T
N
S
-TC
C

FUND TYPE	TOTAL EXPENDITURES	TOTAL SPENT WITH NON-HUBS	406-TEXAS MILITARY FACILITIES		COMMISSION-Other Services Unadjusted Goal is 33.0%				
			TOTAL SPENT WITH **ADJ. HUBS 33.0%	TOTAL SPENT WITH *OTHER HUBS 1.1%	ASIAN PACIFIC	**ADJUSTED HUB GOAL 33.0% BLACK	HISPANIC	NATIVE AMERICAN	WOMAN

T
N
S
-TC
C

FUND TYPE	TOTAL EXPENDITURES	TOTAL SPENT WITH NON-HUBS	406-TEXAS MILITARY FACILITIES		COMMISSION-Commodity Purchasing Unadjusted Goal is 12.6%				*OTHER HUB GOAL 1.1% ASIAN PACIFIC NATIVE AMERICAN	
			TOTAL SPENT WITH **ADJ. HUBS 11.5%	TOTAL SPENT WITH *OTHER HUBS 1.1%	BLACK	**ADJUSTED HUB GOAL 11.5% HISPANIC	WOMAN			

T
N
S
-TC
C

DB = DEBIT (NEGATIVE AMOUNT) * = OTHER HUBS ** = ADJUSTED HUBS *** = DOLLARS REPORTED BUT NOT SHOWN IN THESE COLUMNS. SEE COVER LETTER PARA. 4
T-TREASURY, N=NON-TREASURY, S-SUBCONTRACTOR FUNDS & PROCUREMENT CARD HUB PURCHASES, TC=TERM CONTRACT, C=CONSOLIDATED. SEE PAGE 4 OF HUB REPORT FOR FUND TYPE DESCRIPTION.

407-COMMISSION ON LAW ENFORCEMENT-Heavy Construction Unadjusted Goal is 11.9%

FUND TYPE	TOTAL EXPENDITURES	TOTAL SPENT WITH NON-HUBS AMOUNT/%	TOTAL SPENT WITH **ADJ. HUBS 6.6% AMOUNT/%	TOTAL SPENT WITH *OTHER HUBS 5.3% AMOUNT/%	ASIAN PACIFIC AMOUNT/%	**ADJUSTED HUB GOAL 6.6% BLACK AMOUNT/%	HISPANIC AMOUNT/%	NATIVE AMERICAN AMOUNT/%	*OTHER HUB GOAL 5.3% WOMAN AMOUNT/%
T									
N									
S									
-TC									
C									

407-COMMISSION ON LAW ENFORCEMENT-Building Construction Unadjusted Goal is 26.1%

FUND TYPE	TOTAL EXPENDITURES	TOTAL SPENT WITH NON-HUBS	TOTAL SPENT WITH **ADJ. HUBS 25.1% AMOUNT/%	TOTAL SPENT WITH *OTHER HUBS 1.0% AMOUNT/%	BLACK	**ADJUSTED HUB GOAL 25.1% HISPANIC	WOMAN	*OTHER HUB GOAL 1.0% ASIAN PACIFIC	NATIVE AMERICAN
T									
N									
S									
-TC									
C									

407-COMMISSION ON LAW ENFORCEMENT-Special Trade Unadjusted Goal is 57.2%

FUND TYPE	TOTAL EXPENDITURES	TOTAL SPENT WITH NON-HUBS	TOTAL SPENT WITH **ADJ. HUBS 47.0% AMOUNT/%	TOTAL SPENT WITH *OTHER HUBS 10.2% AMOUNT/%	BLACK	**ADJUSTED HUB GOAL 47.0% HISPANIC	ASIAN PACIFIC	*OTHER HUB GOAL 10.2% NATIVE AMERICAN	WOMAN
T	\$5,116	\$5,116/100 %							
N									
S									
-TC									
C	\$5,116	\$5,116/100 %							

407-COMMISSION ON LAW ENFORCEMENT-Professional Services Unadjusted Goal is 20.0%

FUND TYPE	TOTAL EXPENDITURES	TOTAL SPENT WITH NON-HUBS	TOTAL SPENT WITH **ADJ. HUBS 18.1% AMOUNT/%	TOTAL SPENT WITH *OTHER HUBS 1.8% AMOUNT/%	BLACK	**ADJUSTED HUB GOAL 18.1% HISPANIC	WOMAN	*OTHER HUB GOAL 1.9% ASIAN PACIFIC	NATIVE AMERICAN
T	\$9,375	\$7,575/80.8%	\$1,800/19.2%				\$1,800/19.2%		
N									
S									
-TC									
C	\$9,375	\$7,575/80.8%	\$1,800/19.2%				\$1,800/19.2%		

407-COMMISSION ON LAW ENFORCEMENT-Other Services Unadjusted Goal is 33.0%

FUND TYPE	TOTAL EXPENDITURES	TOTAL SPENT WITH NON-HUBS	TOTAL SPENT WITH **ADJ. HUBS 33.0% AMOUNT/%	ASIAN PACIFIC	BLACK	**ADJUSTED HUB GOAL 33.0% HISPANIC	NATIVE AMERICAN	WOMAN
T	\$47,002	\$30,866/65.6%	\$16,136/34.3%			\$10,038/21.3%		\$6,097/12.9%
N								
S								
-TC	\$5,598	\$5,532/98.8%	\$66/1.17%					\$66/1.17%
C	\$41,403	\$25,333/61.1%	\$16,070/38.8%			\$10,038/24.2%		\$6,031/14.5%

407-COMMISSION ON LAW ENFORCEMENT-Commodity Purchasing Unadjusted Goal is 12.6%

FUND TYPE	TOTAL EXPENDITURES	TOTAL SPENT WITH NON-HUBS	TOTAL SPENT WITH **ADJ. HUBS 11.5% AMOUNT/%	TOTAL SPENT WITH *OTHER HUBS 1.1% AMOUNT/%	BLACK	**ADJUSTED HUB GOAL 11.5% HISPANIC	WOMAN	*OTHER HUB GOAL 1.1% ASIAN PACIFIC	NATIVE AMERICAN
T	\$84,884	\$25,508/30.0%	\$59,376/69.9%		\$225/.265%	\$648/.761%	\$58,504/68.9%		
N									
S									
-TC	\$6,047	\$5,967/98.6%	\$79/1.31%				\$79/1.31%		
C	\$78,837	\$19,540/24.7%	\$59,296/75.2%		\$225/.286%	\$648/.819%	\$58,424/74.1%		

DB = DEBIT (NEGATIVE AMOUNT) * = OTHER HUBS ** = ADJUSTED HUBS *** = DOLLARS REPORTED BUT NOT SHOWN IN THESE COLUMNS. SEE COVER LETTER PARA. 4
T=TREASURY, N=NON-TREASURY, S=SUBCONTRACTOR FUNDS & PROCUREMENT CARD HUB PURCHASES, TC=TERM CONTRACT, C=CONSOLIDATED. SEE PAGE 4 OF HUB REPORT FOR FUND TYPE DESCRIPTION.

409-COMMISSION ON JAIL STANDARDS-Heavy Construction Unadjusted Goal is 11.9%

FUND TYPE	TOTAL EXPENDITURES	TOTAL SPENT WITH NON-HUBS AMOUNT/%	TOTAL SPENT WITH **ADJ. HUBS 6.6% AMOUNT/%	TOTAL SPENT WITH *OTHER HUBS 5.3% AMOUNT/%	ASIAN PACIFIC AMOUNT/%	**ADJUSTED HUB GOAL 6.6% BLACK AMOUNT/%	HISPANIC AMOUNT/%	NATIVE AMERICAN AMOUNT/%	*OTHER HUB GOAL 5.3% WOMAN AMOUNT/%
-----------	--------------------	------------------------------------	--	--	------------------------	--	-------------------	--------------------------	--

T
N
S
-TC

C

409-COMMISSION ON JAIL STANDARDS-Building Construction Unadjusted Goal is 26.1%

FUND TYPE	TOTAL EXPENDITURES	TOTAL SPENT WITH NON-HUBS	TOTAL SPENT WITH **ADJ. HUBS 25.1%	TOTAL SPENT WITH *OTHER HUBS 1.0%	BLACK	**ADJUSTED HUB GOAL 25.1% HISPANIC	WOMAN	*OTHER HUB GOAL 1.0% ASIAN PACIFIC	NATIVE AMERICAN
-----------	--------------------	---------------------------	------------------------------------	-----------------------------------	-------	---------------------------------------	-------	---------------------------------------	-----------------

T
N
S
-TC

C

409-COMMISSION ON JAIL STANDARDS-Special Trade Unadjusted Goal is 57.2%

FUND TYPE	TOTAL EXPENDITURES	TOTAL SPENT WITH NON-HUBS	TOTAL SPENT WITH **ADJ. HUBS 47.0%	TOTAL SPENT WITH *OTHER HUBS 10.2%	BLACK	**ADJUSTED HUB GOAL 47.0% HISPANIC	ASIAN PACIFIC	*OTHER HUB GOAL 10.2% NATIVE AMERICAN	WOMAN
-----------	--------------------	---------------------------	------------------------------------	------------------------------------	-------	---------------------------------------	---------------	--	-------

T
N
S
-TC

C

409-COMMISSION ON JAIL STANDARDS-Professional Services Unadjusted Goal is 20.0%

FUND TYPE	TOTAL EXPENDITURES	TOTAL SPENT WITH NON-HUBS	TOTAL SPENT WITH **ADJ. HUBS 18.1%	TOTAL SPENT WITH *OTHER HUBS 1.9%	BLACK	**ADJUSTED HUB GOAL 18.1% HISPANIC	WOMAN	*OTHER HUB GOAL 1.9% ASIAN PACIFIC	NATIVE AMERICAN
-----------	--------------------	---------------------------	------------------------------------	-----------------------------------	-------	---------------------------------------	-------	---------------------------------------	-----------------

T
N
S
-TC

C

409-COMMISSION ON JAIL STANDARDS-Other Services Unadjusted Goal is 33.0%

FUND TYPE	TOTAL EXPENDITURES	TOTAL SPENT WITH NON-HUBS	TOTAL SPENT WITH **ADJ. HUBS 33.0%	ASIAN PACIFIC	**ADJUSTED HUB GOAL 33.0% BLACK	HISPANIC	NATIVE AMERICAN	WOMAN
-----------	--------------------	---------------------------	------------------------------------	---------------	------------------------------------	----------	-----------------	-------

T
N
S
-TC

C

409-COMMISSION ON JAIL STANDARDS-Commodity Purchasing Unadjusted Goal is 12.6%

FUND TYPE	TOTAL EXPENDITURES	TOTAL SPENT WITH NON-HUBS	TOTAL SPENT WITH **ADJ. HUBS 11.5%	TOTAL SPENT WITH *OTHER HUBS 1.1%	BLACK	**ADJUSTED HUB GOAL 11.5% HISPANIC	WOMAN	*OTHER HUB GOAL 1.1% ASIAN PACIFIC	NATIVE AMERICAN
-----------	--------------------	---------------------------	------------------------------------	-----------------------------------	-------	---------------------------------------	-------	---------------------------------------	-----------------

T
N
S
-TC

C

DB = DEBIT (NEGATIVE AMOUNT) * = OTHER HUBS ** = ADJUSTED HUBS *** = DOLLARS REPORTED BUT NOT SHOWN IN THESE COLUMNS. SEE COVER LETTER PARA. 4
T-TREASURY, N=NON-TREASURY, S=SUBCONTRACTOR FUNDS & PROCUREMENT CARD HUB PURCHASES, TC=TERM CONTRACT, C=CONSOLIDATED. SEE PAGE 4 OF HUB REPORT FOR FUND TYPE DESCRIPTION.

410-CRIMINAL JUSTICE POLICY COUNCIL-Heavy Construction Unadjusted Goal is 11.9%

FUND TYPE	TOTAL EXPENDITURES	TOTAL SPENT WITH NON-HUBS AMOUNT/%	TOTAL SPENT WITH **ADJ. HUBS 6.6% AMOUNT/%	TOTAL SPENT WITH *OTHER HUBS 5.3% AMOUNT/%	ASIAN PACIFIC AMOUNT/%	BLACK AMOUNT/%	HISPANIC AMOUNT/%	NATIVE AMERICAN AMOUNT/%	*OTHER HUB GOAL 5.3% WOMAN AMOUNT/%
-----------	--------------------	------------------------------------	--	--	------------------------	----------------	-------------------	--------------------------	-------------------------------------

T
N
S
-TC

C

410-CRIMINAL JUSTICE POLICY COUNCIL-Building Construction Unadjusted Goal is 26.1%

FUND TYPE	TOTAL EXPENDITURES	TOTAL SPENT WITH NON-HUBS	TOTAL SPENT WITH **ADJ. HUBS 25.1% AMOUNT/%	TOTAL SPENT WITH *OTHER HUBS 1.0% AMOUNT/%	BLACK	HISPANIC	WOMAN	ASIAN PACIFIC	NATIVE AMERICAN
-----------	--------------------	---------------------------	---	--	-------	----------	-------	---------------	-----------------

T
N
S
-TC

C

410-CRIMINAL JUSTICE POLICY COUNCIL-Special Trade Unadjusted Goal is 57.2%

FUND TYPE	TOTAL EXPENDITURES	TOTAL SPENT WITH NON-HUBS	TOTAL SPENT WITH **ADJ. HUBS 47.0% AMOUNT/%	TOTAL SPENT WITH *OTHER HUBS 10.2% AMOUNT/%	BLACK	HISPANIC	ASIAN PACIFIC	NATIVE AMERICAN	WOMAN
-----------	--------------------	---------------------------	---	---	-------	----------	---------------	-----------------	-------

T
N
S
-TC

C

410-CRIMINAL JUSTICE POLICY COUNCIL-Professional Services Unadjusted Goal is 20.0%

FUND TYPE	TOTAL EXPENDITURES	TOTAL SPENT WITH NON-HUBS	TOTAL SPENT WITH **ADJ. HUBS 18.1% AMOUNT/%	TOTAL SPENT WITH *OTHER HUBS 1.9% AMOUNT/%	BLACK	HISPANIC	WOMAN	ASIAN PACIFIC	NATIVE AMERICAN
-----------	--------------------	---------------------------	---	--	-------	----------	-------	---------------	-----------------

T
N
S
-TC

C

410-CRIMINAL JUSTICE POLICY COUNCIL-Other Services Unadjusted Goal is 33.0%

FUND TYPE	TOTAL EXPENDITURES	TOTAL SPENT WITH NON-HUBS	TOTAL SPENT WITH **ADJ. HUBS 33.0% AMOUNT/%	ASIAN PACIFIC	BLACK	HISPANIC	NATIVE AMERICAN	WOMAN
-----------	--------------------	---------------------------	---	---------------	-------	----------	-----------------	-------

T
N
S
-TC

C

410-CRIMINAL JUSTICE POLICY COUNCIL-Commodity Purchasing Unadjusted Goal is 12.6%

FUND TYPE	TOTAL EXPENDITURES	TOTAL SPENT WITH NON-HUBS	TOTAL SPENT WITH **ADJ. HUBS 11.5% AMOUNT/%	TOTAL SPENT WITH *OTHER HUBS 1.1% AMOUNT/%	BLACK	HISPANIC	WOMAN	ASIAN PACIFIC	NATIVE AMERICAN
-----------	--------------------	---------------------------	---	--	-------	----------	-------	---------------	-----------------

T
N
S
-TC

C

DB = DEBIT (NEGATIVE AMOUNT) * = OTHER HUBS ** = ADJUSTED HUBS *** = DOLLARS REPORTED BUT NOT SHOWN IN THESE COLUMNS. SEE COVER LETTER PARA. 4
T-TREASURY, N=NON-TREASURY, S-SUBCONTRACTOR FUNDS & PROCUREMENT CARD HUB PURCHASES, TC-TERM CONTRACT, C-CONSOLIDATED. SEE PAGE 4 OF HUB REPORT FOR FUND TYPE DESCRIPTION.

411-TX COMMISSION OF FIRE PROTECTION-Heavy Construction Unadjusted Goal is 11.9%

FUND TYPE	TOTAL EXPENDITURES	TOTAL SPENT WITH NON-HUBS AMOUNT/%	TOTAL SPENT WITH **ADJ. HUBS 6.6% AMOUNT/%	TOTAL SPENT WITH *OTHER HUBS 5.3% AMOUNT/%	ASIAN PACIFIC AMOUNT/%	BLACK AMOUNT/%	HISPANIC AMOUNT/%	NATIVE AMERICAN AMOUNT/%	*OTHER HUB GOAL 5.3% WOMAN AMOUNT/%
T									
N									
S									
-TC									
C									

411-TX COMMISSION OF FIRE PROTECTION-Building Construction Unadjusted Goal is 26.1%

FUND TYPE	TOTAL EXPENDITURES	TOTAL SPENT WITH NON-HUBS	TOTAL SPENT WITH **ADJ. HUBS 25.1% AMOUNT/%	TOTAL SPENT WITH *OTHER HUBS 1.0% AMOUNT/%	BLACK	HISPANIC	WOMAN	ASIAN PACIFIC	NATIVE AMERICAN
T									
N									
S									
-TC									
C									

411-TX COMMISSION OF FIRE PROTECTION-Special Trade Unadjusted Goal is 57.2%

FUND TYPE	TOTAL EXPENDITURES	TOTAL SPENT WITH NON-HUBS	TOTAL SPENT WITH **ADJ. HUBS 47.0% AMOUNT/%	TOTAL SPENT WITH *OTHER HUBS 10.2% AMOUNT/%	BLACK	HISPANIC	ASIAN PACIFIC	NATIVE AMERICAN	WOMAN
T	\$105	\$105/100 %							
N									
S									
-TC									
C	\$105	\$105/100 %							

411-TX COMMISSION OF FIRE PROTECTION-Professional Services Unadjusted Goal is 20.0%

FUND TYPE	TOTAL EXPENDITURES	TOTAL SPENT WITH NON-HUBS	TOTAL SPENT WITH **ADJ. HUBS 18.1% AMOUNT/%	TOTAL SPENT WITH *OTHER HUBS 1.9% AMOUNT/%	BLACK	HISPANIC	WOMAN	ASIAN PACIFIC	NATIVE AMERICAN
T	\$5,995	\$5,995/100 %							
N									
S									
-TC									
C	\$5,995	\$5,995/100 %							

411-TX COMMISSION OF FIRE PROTECTION-Other Services Unadjusted Goal is 33.0%

FUND TYPE	TOTAL EXPENDITURES	TOTAL SPENT WITH NON-HUBS	TOTAL SPENT WITH **ADJ. HUBS 33.0% AMOUNT/%	TOTAL SPENT WITH *OTHER HUBS 1.1% AMOUNT/%	ASIAN PACIFIC	BLACK	HISPANIC	NATIVE AMERICAN	WOMAN
T	\$13,718	\$13,558/98.8 %	\$160/1.16%		\$110/.801%				\$50/.364%
N									
S									
-TC	\$905	\$905/100 %							
C	\$12,813	\$12,653/98.7 %	\$160/1.24%		\$110/.858%				\$50/.390%

411-TX COMMISSION OF FIRE PROTECTION-Commodity Purchasing Unadjusted Goal is 12.6%

FUND TYPE	TOTAL EXPENDITURES	TOTAL SPENT WITH NON-HUBS	TOTAL SPENT WITH **ADJ. HUBS 11.5% AMOUNT/%	TOTAL SPENT WITH *OTHER HUBS 1.1% AMOUNT/%	BLACK	HISPANIC	WOMAN	ASIAN PACIFIC	NATIVE AMERICAN
T	\$29,267	\$16,596/56.7 %	\$5,307/18.1 %	\$7,362/25.1 %		\$10/.036%	\$5,297/18.0 %		\$7,362/25.1 %
N									
S									
-TC	\$5,073	\$5,073/100 %							
C	\$24,193	\$11,523/47.6 %	\$5,307/21.9 %	\$7,362/30.4 %		\$10/.044%	\$5,297/21.8 %		\$7,362/30.4 %

DB = DEBIT (NEGATIVE AMOUNT) * = OTHER HUBS ** = ADJUSTED HUBS *** = DOLLARS REPORTED BUT NOT SHOWN IN THESE COLUMNS. SEE COVER LETTER PARA. 4
T=TREASURY, N=NON-TREASURY, S=SUBCONTRACTOR FUNDS & PROCUREMENT CARD HUB PURCHASES, TC=TERM CONTRACT, C=CONSOLIDATED. SEE PAGE 4 OF HUB REPORT FOR FUND TYPE DESCRIPTION.

449-State Finance Commission-Heavy Construction Unadjusted Goal is 11.9%

FUND TYPE	TOTAL EXPENDITURES	TOTAL SPENT WITH NON-HUBS AMOUNT/%	TOTAL SPENT WITH **ADJ. HUBS 6.6% AMOUNT/%	TOTAL SPENT WITH *OTHER HUBS 5.3% AMOUNT/%	ASIAN PACIFIC AMOUNT/%	BLACK AMOUNT/%	HISPANIC AMOUNT/%	NATIVE AMERICAN AMOUNT/%	*OTHER HUB GOAL 5.3% WOMAN AMOUNT/%
-----------	--------------------	------------------------------------	--	--	------------------------	----------------	-------------------	--------------------------	-------------------------------------

T
N
S
-TC
C

449-State Finance Commission-Building Construction Unadjusted Goal is 26.1%

FUND TYPE	TOTAL EXPENDITURES	TOTAL SPENT WITH NON-HUBS	TOTAL SPENT WITH **ADJ. HUBS 25.1%	TOTAL SPENT WITH *OTHER HUBS 1.0%	BLACK	HISPANIC	WOMAN	ASIAN PACIFIC	NATIVE AMERICAN	*OTHER HUB GOAL 1.0%
-----------	--------------------	---------------------------	------------------------------------	-----------------------------------	-------	----------	-------	---------------	-----------------	----------------------

T
N
S
-TC
C

449-State Finance Commission-Special Trade Unadjusted Goal is 57.2%

FUND TYPE	TOTAL EXPENDITURES	TOTAL SPENT WITH NON-HUBS	TOTAL SPENT WITH **ADJ. HUBS 47.0%	TOTAL SPENT WITH *OTHER HUBS 10.2%	BLACK	HISPANIC	ASIAN PACIFIC	NATIVE AMERICAN	WOMAN	*OTHER HUB GOAL 10.2%
-----------	--------------------	---------------------------	------------------------------------	------------------------------------	-------	----------	---------------	-----------------	-------	-----------------------

T
N
S
-TC
C

449-State Finance Commission-Professional Services Unadjusted Goal is 20.0%

FUND TYPE	TOTAL EXPENDITURES	TOTAL SPENT WITH NON-HUBS	TOTAL SPENT WITH **ADJ. HUBS 18.1%	TOTAL SPENT WITH *OTHER HUBS 1.9%	BLACK	HISPANIC	WOMAN	ASIAN PACIFIC	NATIVE AMERICAN	*OTHER HUB GOAL 1.9%
-----------	--------------------	---------------------------	------------------------------------	-----------------------------------	-------	----------	-------	---------------	-----------------	----------------------

T
N
S
-TC
C

449-State Finance Commission-Other Services Unadjusted Goal is 33.0%

FUND TYPE	TOTAL EXPENDITURES	TOTAL SPENT WITH NON-HUBS	TOTAL SPENT WITH **ADJ. HUBS 33.0%	ASIAN PACIFIC	BLACK	HISPANIC	NATIVE AMERICAN	WOMAN
-----------	--------------------	---------------------------	------------------------------------	---------------	-------	----------	-----------------	-------

T
N
S
-TC
C

449-State Finance Commission-Commodity Purchasing Unadjusted Goal is 12.6%

FUND TYPE	TOTAL EXPENDITURES	TOTAL SPENT WITH NON-HUBS	TOTAL SPENT WITH **ADJ. HUBS 11.5%	TOTAL SPENT WITH *OTHER HUBS 1.1%	BLACK	HISPANIC	WOMAN	ASIAN PACIFIC	NATIVE AMERICAN	*OTHER HUB GOAL 1.1%
-----------	--------------------	---------------------------	------------------------------------	-----------------------------------	-------	----------	-------	---------------	-----------------	----------------------

T
N
S
-TC
C

DB = DEBIT (NEGATIVE AMOUNT) * = OTHER HUBS ** = ADJUSTED HUBS *** = DOLLARS REPORTED BUT NOT SHOWN IN THESE COLUMNS. SEE COVER LETTER PARA. 4
T=TREASURY, N=NON-TREASURY, S-SUBCONTRACTOR FUNDS & PROCUREMENT CARD HUB PURCHASES, TC=TERM CONTRACT, C=CONSOLIDATED. SEE PAGE 4 OF HUB REPORT FOR FUND TYPE DESCRIPTION.

450-SAVINGS AND LOAN DEPARTMENT-Heavy Construction Unadjusted Goal is 11.9%

FUND TYPE	TOTAL EXPENDITURES	TOTAL SPENT WITH NON-HUBS AMOUNT/%	TOTAL SPENT WITH **ADJ. HUBS 6.6% AMOUNT/%	TOTAL SPENT WITH *OTHER HUBS 5.3% AMOUNT/%	ASIAN PACIFIC AMOUNT/%	**ADJUSTED HUB GOAL 6.6% BLACK AMOUNT/%	HISPANIC AMOUNT/%	NATIVE AMERICAN AMOUNT/%	*OTHER HUB GOAL 5.3% WOMAN AMOUNT/%
-----------	--------------------	------------------------------------	--	--	------------------------	--	-------------------	--------------------------	--

T
N
S
-TC

C

450-SAVINGS AND LOAN DEPARTMENT-Building Construction Unadjusted Goal is 26.1%

FUND TYPE	TOTAL EXPENDITURES	TOTAL SPENT WITH NON-HUBS	TOTAL SPENT WITH **ADJ. HUBS 25.1%	TOTAL SPENT WITH *OTHER HUBS 1.0%	BLACK	**ADJUSTED HUB GOAL 25.1% HISPANIC	WOMAN	*OTHER HUB GOAL 1.0% ASIAN PACIFIC	NATIVE AMERICAN
-----------	--------------------	---------------------------	------------------------------------	-----------------------------------	-------	---------------------------------------	-------	---------------------------------------	-----------------

T
N
S
-TC

C

450-SAVINGS AND LOAN DEPARTMENT-Special Trade Unadjusted Goal is 57.2%

FUND TYPE	TOTAL EXPENDITURES	TOTAL SPENT WITH NON-HUBS	TOTAL SPENT WITH **ADJ. HUBS 47.0%	TOTAL SPENT WITH *OTHER HUBS 10.2%	BLACK	**ADJUSTED HUB GOAL 47.0% HISPANIC	ASIAN PACIFIC	*OTHER HUB GOAL 10.2% NATIVE AMERICAN	WOMAN
-----------	--------------------	---------------------------	------------------------------------	------------------------------------	-------	---------------------------------------	---------------	--	-------

T
N
S
-TC

C

450-SAVINGS AND LOAN DEPARTMENT-Professional Services Unadjusted Goal is 20.0%

FUND TYPE	TOTAL EXPENDITURES	TOTAL SPENT WITH NON-HUBS	TOTAL SPENT WITH **ADJ. HUBS 18.1%	TOTAL SPENT WITH *OTHER HUBS 1.9%	BLACK	**ADJUSTED HUB GOAL 18.1% HISPANIC	WOMAN	*OTHER HUB GOAL 1.9% ASIAN PACIFIC	NATIVE AMERICAN
-----------	--------------------	---------------------------	------------------------------------	-----------------------------------	-------	---------------------------------------	-------	---------------------------------------	-----------------

T
N
S
-TC

C

450-SAVINGS AND LOAN DEPARTMENT-Other Services Unadjusted Goal is 33.0%

FUND TYPE	TOTAL EXPENDITURES	TOTAL SPENT WITH NON-HUBS	TOTAL SPENT WITH **ADJ. HUBS 33.0%	ASIAN PACIFIC	**ADJUSTED HUB GOAL 33.0% BLACK	HISPANIC	NATIVE AMERICAN	WOMAN
-----------	--------------------	---------------------------	------------------------------------	---------------	------------------------------------	----------	-----------------	-------

T
N
S
-TC

C

450-SAVINGS AND LOAN DEPARTMENT-Commodity Purchasing Unadjusted Goal is 12.6%

FUND TYPE	TOTAL EXPENDITURES	TOTAL SPENT WITH NON-HUBS	TOTAL SPENT WITH **ADJ. HUBS 11.5%	TOTAL SPENT WITH *OTHER HUBS 1.1%	BLACK	**ADJUSTED HUB GOAL 11.5% HISPANIC	WOMAN	*OTHER HUB GOAL 1.1% ASIAN PACIFIC	NATIVE AMERICAN
-----------	--------------------	---------------------------	------------------------------------	-----------------------------------	-------	---------------------------------------	-------	---------------------------------------	-----------------

T
N
S
-TC

C

DB = DEBIT (NEGATIVE AMOUNT) * = OTHER HUBS ** = ADJUSTED HUBS *** = DOLLARS REPORTED BUT NOT SHOWN IN THESE COLUMNS. SEE COVER LETTER PARA. 4
T=TREASURY, N=NON-TREASURY, S=SUBCONTRACTOR FUNDS & PROCUREMENT CARD HUB PURCHASES, TC=TERM CONTRACT, C=CONSOLIDATED. SEE PAGE 4 OF HUB REPORT FOR FUND TYPE DESCRIPTION.

451-DEPARTMENT OF BANKING-Heavy Construction Unadjusted Goal is 11.9%

FUND TYPE	TOTAL EXPENDITURES	TOTAL SPENT WITH NON-HUBS AMOUNT/%	TOTAL SPENT WITH **ADJ. HUBS 6.6% AMOUNT/%	TOTAL SPENT WITH *OTHER HUBS 5.3% AMOUNT/%	ASIAN PACIFIC AMOUNT/%	BLACK AMOUNT/%	HISPANIC AMOUNT/%	NATIVE AMERICAN AMOUNT/%	*OTHER HUB GOAL 5.3% WOMAN AMOUNT/%
T									
N									
S									
-TC									
C									

451-DEPARTMENT OF BANKING-Building Construction Unadjusted Goal is 26.1%

FUND TYPE	TOTAL EXPENDITURES	TOTAL SPENT WITH NON-HUBS	TOTAL SPENT WITH **ADJ. HUBS 25.1% AMOUNT/%	TOTAL SPENT WITH *OTHER HUBS 1.0% AMOUNT/%	BLACK	HISPANIC	WOMAN	ASIAN PACIFIC	NATIVE AMERICAN
T									
N									
S									
-TC									
C									

451-DEPARTMENT OF BANKING-Special Trade Unadjusted Goal is 57.2%

FUND TYPE	TOTAL EXPENDITURES	TOTAL SPENT WITH NON-HUBS	TOTAL SPENT WITH **ADJ. HUBS 47.0% AMOUNT/%	TOTAL SPENT WITH *OTHER HUBS 10.2% AMOUNT/%	BLACK	HISPANIC	ASIAN PACIFIC	NATIVE AMERICAN	WOMAN
T	\$14,780	\$13,082/88.5%	\$300/2.02%	\$1,398/9.45%		\$300/2.02%			\$1,398/9.45%
N									
S									
-TC									
C	\$14,780	\$13,082/88.5%	\$300/2.02%	\$1,398/9.45%		\$300/2.02%			\$1,398/9.45%

451-DEPARTMENT OF BANKING-Professional Services Unadjusted Goal is 20.0%

FUND TYPE	TOTAL EXPENDITURES	TOTAL SPENT WITH NON-HUBS	TOTAL SPENT WITH **ADJ. HUBS 18.1% AMOUNT/%	TOTAL SPENT WITH *OTHER HUBS 1.8% AMOUNT/%	BLACK	HISPANIC	WOMAN	ASIAN PACIFIC	NATIVE AMERICAN
T	\$27,123		\$27,123/100%			\$27,123/100%			
N									
S									
-TC									
C	\$27,123		\$27,123/100%			\$27,123/100%			

451-DEPARTMENT OF BANKING-Other Services Unadjusted Goal is 33.0%

FUND TYPE	TOTAL EXPENDITURES	TOTAL SPENT WITH NON-HUBS	TOTAL SPENT WITH **ADJ. HUBS 33.0% AMOUNT/%	ASIAN PACIFIC	BLACK	HISPANIC	NATIVE AMERICAN	WOMAN
T	\$139,960	\$111,750/79.8%	\$28,209/20.1%		\$270/.192%	\$3,798/2.71%		\$24,141/17.2%
N								
S								
-TC	\$3,042	\$3,042/100%						
C	\$136,917	\$108,708/79.3%	\$28,209/20.6%		\$270/.197%	\$3,798/2.77%		\$24,141/17.6%

451-DEPARTMENT OF BANKING-Commodity Purchasing Unadjusted Goal is 12.6%

FUND TYPE	TOTAL EXPENDITURES	TOTAL SPENT WITH NON-HUBS	TOTAL SPENT WITH **ADJ. HUBS 11.5% AMOUNT/%	TOTAL SPENT WITH *OTHER HUBS 1.1% AMOUNT/%	BLACK	HISPANIC	WOMAN	ASIAN PACIFIC	NATIVE AMERICAN
T	\$170,518	\$137,277/80.5%	\$20,236/11.8%	\$13,005/7.62%	\$4,807/2.81%	\$1,459/.855%	\$13,969/8.19%		\$13,005/7.62%
N									
S									
-TC	\$31,442	\$31,394/99.8%	\$47/.151%				\$47/.151%		
C	\$139,076	\$105,882/76.1%	\$20,188/14.5%	\$13,005/9.35%	\$4,807/3.45%	\$1,459/1.04%	\$13,921/10.0%		\$13,005/9.35%

DB = DEBIT (NEGATIVE AMOUNT) * = OTHER HUBS ** = ADJUSTED HUBS *** = DOLLARS REPORTED BUT NOT SHOWN IN THESE COLUMNS. SEE COVER LETTER PARA. 4
T=TREASURY, N=NON-TREASURY, S=SUBCONTRACTOR FUNDS & PROCUREMENT CARD HUB PURCHASES, TC=TERM CONTRACT, C=CONSOLIDATED. SEE PAGE 4 OF HUB REPORT FOR FUND TYPE DESCRIPTION.

452-DEPT OF LICENSING & REGULATION-Heavy Construction Unadjusted Goal is 11.9%

FUND TYPE	TOTAL EXPENDITURES	TOTAL SPENT WITH NON-HUBS AMOUNT/%	TOTAL SPENT WITH **ADJ. HUBS 6.6% AMOUNT/%	TOTAL SPENT WITH *OTHER HUBS 5.3% AMOUNT/%	ASIAN PACIFIC AMOUNT/%	BLACK AMOUNT/%	HISPANIC AMOUNT/%	NATIVE AMERICAN AMOUNT/%	*OTHER HUB GOAL 5.3% WOMAN AMOUNT/%
-----------	--------------------	------------------------------------	--	--	------------------------	----------------	-------------------	--------------------------	-------------------------------------

T
N
S
-TC

C

452-DEPT OF LICENSING & REGULATION-Building Construction Unadjusted Goal is 26.1%

FUND TYPE	TOTAL EXPENDITURES	TOTAL SPENT WITH NON-HUBS	TOTAL SPENT WITH **ADJ. HUBS 25.1% AMOUNT/%	TOTAL SPENT WITH *OTHER HUBS 1.0% AMOUNT/%	BLACK	HISPANIC	WOMAN	ASIAN PACIFIC	NATIVE AMERICAN
-----------	--------------------	---------------------------	---	--	-------	----------	-------	---------------	-----------------

T
N
S
-TC

C

452-DEPT OF LICENSING & REGULATION-Special Trade Unadjusted Goal is 57.2%

FUND TYPE	TOTAL EXPENDITURES	TOTAL SPENT WITH NON-HUBS	TOTAL SPENT WITH **ADJ. HUBS 47.0% AMOUNT/%	TOTAL SPENT WITH *OTHER HUBS 10.2% AMOUNT/%	BLACK	HISPANIC	ASIAN PACIFIC	NATIVE AMERICAN	WOMAN
-----------	--------------------	---------------------------	---	---	-------	----------	---------------	-----------------	-------

T
N
S
-TC

C

452-DEPT OF LICENSING & REGULATION-Professional Services Unadjusted Goal is 20.0%

FUND TYPE	TOTAL EXPENDITURES	TOTAL SPENT WITH NON-HUBS	TOTAL SPENT WITH **ADJ. HUBS 18.1% AMOUNT/%	TOTAL SPENT WITH *OTHER HUBS 1.9% AMOUNT/%	BLACK	HISPANIC	WOMAN	ASIAN PACIFIC	NATIVE AMERICAN
-----------	--------------------	---------------------------	---	--	-------	----------	-------	---------------	-----------------

T
N
S
-TC

C

452-DEPT OF LICENSING & REGULATION-Other Services Unadjusted Goal is 33.0%

FUND TYPE	TOTAL EXPENDITURES	TOTAL SPENT WITH NON-HUBS	TOTAL SPENT WITH **ADJ. HUBS 33.0% AMOUNT/%	TOTAL SPENT WITH *OTHER HUBS 1.1% AMOUNT/%	ASIAN PACIFIC	BLACK	HISPANIC	NATIVE AMERICAN	WOMAN
-----------	--------------------	---------------------------	---	--	---------------	-------	----------	-----------------	-------

T
N
S
-TC

C

452-DEPT OF LICENSING & REGULATION-Commodity Purchasing Unadjusted Goal is 12.6%

FUND TYPE	TOTAL EXPENDITURES	TOTAL SPENT WITH NON-HUBS	TOTAL SPENT WITH **ADJ. HUBS 11.5% AMOUNT/%	TOTAL SPENT WITH *OTHER HUBS 1.1% AMOUNT/%	BLACK	HISPANIC	WOMAN	ASIAN PACIFIC	NATIVE AMERICAN
-----------	--------------------	---------------------------	---	--	-------	----------	-------	---------------	-----------------

T
N
S
-TC

C

DB = DEBIT (NEGATIVE AMOUNT) * = OTHER HUBS ** = ADJUSTED HUBS *** = DOLLARS REPORTED BUT NOT SHOWN IN THESE COLUMNS. SEE COVER LETTER PARA. 4
T-TREASURY, N-NON-TREASURY, S-SUBCONTRACTOR FUNDS & PROCUREMENT CARD HUB PURCHASES, TC-TERM CONTRACT, C-CONSOLIDATED. SEE PAGE 4 OF HUB REPORT FOR FUND TYPE DESCRIPTION.

FUND TYPE	TOTAL EXPENDITURES	TOTAL SPENT WITH NON-HUBS AMOUNT/%	TOTAL SPENT WITH **ADJ HUBS 6.6% AMOUNT/%	TOTAL SPENT WITH *OTHER HUBS 5.3% AMOUNT/%	453-TEXAS WORKERS' COMPENSATION COMM-Heavy Construction Unadjusted Goal is 11.9%				*OTHER HUB GOAL 5.3% WOMAN AMOUNT/%
					ASIAN PACIFIC AMOUNT/%	BLACK AMOUNT/%	HISPANIC AMOUNT/%	NATIVE AMERICAN AMOUNT/%	

T
N
S
-TC

C

FUND TYPE	TOTAL EXPENDITURES	TOTAL SPENT WITH NON-HUBS	TOTAL SPENT WITH **ADJ HUBS 25.1%	TOTAL SPENT WITH *OTHER HUBS 1.0%	453-TEXAS WORKERS' COMPENSATION COMM-Building Construction Unadjusted Goal is 26.1%			*OTHER HUB GOAL 1.0%	
					BLACK	HISPANIC	WOMAN	ASIAN PACIFIC	NATIVE AMERICAN

T
N
S
-TC

C

FUND TYPE	TOTAL EXPENDITURES	TOTAL SPENT WITH NON-HUBS	TOTAL SPENT WITH **ADJ HUBS 47.0%	TOTAL SPENT WITH *OTHER HUBS 10.2%	453-TEXAS WORKERS' COMPENSATION COMM-Special Trade Unadjusted Goal is 57.2%		*OTHER HUB GOAL 10.2%		
					BLACK	HISPANIC	ASIAN PACIFIC	NATIVE AMERICAN	WOMAN

T
N
S
-TC

C

FUND TYPE	TOTAL EXPENDITURES	TOTAL SPENT WITH NON-HUBS	TOTAL SPENT WITH **ADJ HUBS 18.1%	TOTAL SPENT WITH *OTHER HUBS 1.9%	453-TEXAS WORKERS' COMPENSATION COMM-Professional Services Unadjusted Goal is 20.0%			*OTHER HUB GOAL 1.9%	
					BLACK	HISPANIC	WOMAN	ASIAN PACIFIC	NATIVE AMERICAN

T
N
S
-TC

C

FUND TYPE	TOTAL EXPENDITURES	TOTAL SPENT WITH NON-HUBS	TOTAL SPENT WITH **ADJ HUBS 33.0%	453-TEXAS WORKERS' COMPENSATION COMM-Other Services Unadjusted Goal is 33.0%				
				ASIAN PACIFIC	BLACK	HISPANIC	NATIVE AMERICAN	WOMAN

T
N
S
-TC

C

FUND TYPE	TOTAL EXPENDITURES	TOTAL SPENT WITH NON-HUBS	TOTAL SPENT WITH **ADJ HUBS 11.5%	TOTAL SPENT WITH *OTHER HUBS 1.1%	453-TEXAS WORKERS' COMPENSATION COMM-Commodity Purchasing Unadjusted Goal is 12.6%			*OTHER HUB GOAL 1.1%	
					BLACK	HISPANIC	WOMAN	ASIAN PACIFIC	NATIVE AMERICAN

T
N
S
-TC

C

DB = DEBIT (NEGATIVE AMOUNT) * = OTHER HUBS ** = ADJUSTED HUBS *** = DOLLARS REPORTED BUT NOT SHOWN IN THESE COLUMNS. SEE COVER LETTER PARA. 4
T=TREASURY, N=NON-TREASURY, S=SUBCONTRACTOR FUNDS & PROCUREMENT CARD HUB PURCHASES, TC=TERM CONTRACT, C=CONSOLIDATED. SEE PAGE 4 OF HUB REPORT FOR FUND TYPE DESCRIPTION.

454-TEXAS DEPARTMENT OF INSURANCE-Heavy Construction Unadjusted Goal is 11.9%

FUND TYPE	TOTAL EXPENDITURES	TOTAL SPENT WITH NON-HUBS AMOUNT/%	TOTAL SPENT WITH **ADJ. HUBS 6.6% AMOUNT/%	TOTAL SPENT WITH *OTHER HUBS 5.3% AMOUNT/%	ASIAN PACIFIC AMOUNT/%	BLACK AMOUNT/%	HISPANIC AMOUNT/%	NATIVE AMERICAN AMOUNT/%	*OTHER HUB GOAL 5.3% WOMAN AMOUNT/%
-----------	--------------------	------------------------------------	--	--	------------------------	----------------	-------------------	--------------------------	-------------------------------------

T
N
S
-TC

C

454-TEXAS DEPARTMENT OF INSURANCE-Building Construction Unadjusted Goal is 26.1%

FUND TYPE	TOTAL EXPENDITURES	TOTAL SPENT WITH NON-HUBS	TOTAL SPENT WITH **ADJ. HUBS 25.1% AMOUNT/%	TOTAL SPENT WITH *OTHER HUBS 1.0% AMOUNT/%	BLACK	HISPANIC	WOMAN	ASIAN PACIFIC	NATIVE AMERICAN
-----------	--------------------	---------------------------	---	--	-------	----------	-------	---------------	-----------------

T
N
S
-TC

C

454-TEXAS DEPARTMENT OF INSURANCE-Special Trade Unadjusted Goal is 57.2%

FUND TYPE	TOTAL EXPENDITURES	TOTAL SPENT WITH NON-HUBS	TOTAL SPENT WITH **ADJ. HUBS 47.0% AMOUNT/%	TOTAL SPENT WITH *OTHER HUBS 10.2% AMOUNT/%	BLACK	HISPANIC	WOMAN	ASIAN PACIFIC	NATIVE AMERICAN
-----------	--------------------	---------------------------	---	---	-------	----------	-------	---------------	-----------------

T
N
S
-TC

C

454-TEXAS DEPARTMENT OF INSURANCE-Professional Services Unadjusted Goal is 20.0%

FUND TYPE	TOTAL EXPENDITURES	TOTAL SPENT WITH NON-HUBS	TOTAL SPENT WITH **ADJ. HUBS 18.1% AMOUNT/%	TOTAL SPENT WITH *OTHER HUBS 1.9% AMOUNT/%	BLACK	HISPANIC	WOMAN	ASIAN PACIFIC	NATIVE AMERICAN
-----------	--------------------	---------------------------	---	--	-------	----------	-------	---------------	-----------------

T
N
S
-TC

C

454-TEXAS DEPARTMENT OF INSURANCE-Other Services Unadjusted Goal is 33.0%

FUND TYPE	TOTAL EXPENDITURES	TOTAL SPENT WITH NON-HUBS	TOTAL SPENT WITH **ADJ. HUBS 33.0% AMOUNT/%	TOTAL SPENT WITH *OTHER HUBS 1.1% AMOUNT/%	ASIAN PACIFIC	BLACK	HISPANIC	NATIVE AMERICAN	WOMAN
-----------	--------------------	---------------------------	---	--	---------------	-------	----------	-----------------	-------

T
N
S
-TC

C

454-TEXAS DEPARTMENT OF INSURANCE-Commodity Purchasing Unadjusted Goal is 12.6%

FUND TYPE	TOTAL EXPENDITURES	TOTAL SPENT WITH NON-HUBS	TOTAL SPENT WITH **ADJ. HUBS 11.5% AMOUNT/%	TOTAL SPENT WITH *OTHER HUBS 1.1% AMOUNT/%	BLACK	HISPANIC	WOMAN	ASIAN PACIFIC	NATIVE AMERICAN
-----------	--------------------	---------------------------	---	--	-------	----------	-------	---------------	-----------------

T
N
S
-TC

C

DB = DEBIT (NEGATIVE AMOUNT) * = OTHER HUBS ** = ADJUSTED HUBS *** = DOLLARS REPORTED BUT NOT SHOWN IN THESE COLUMNS. SEE COVER LETTER PARA. 4
T-TREASURY, N-NON-TREASURY, S-SUBCONTRACTOR FUNDS & PROCUREMENT CARD HUB PURCHASES, TC-TERM CONTRACT, C-CONSOLIDATED. SEE PAGE 4 OF HUB REPORT FOR FUND TYPE DESCRIPTION.

455-RAILROAD COMMISSION-Heavy Construction Unadjusted Goal is 11.9%

FUND TYPE	TOTAL EXPENDITURES	TOTAL SPENT WITH NON-HUBS AMOUNT/%	TOTAL SPENT WITH **ADJ. HUBS 6.6% AMOUNT/%	TOTAL SPENT WITH *OTHER HUBS 5.3% AMOUNT/%	ASIAN PACIFIC AMOUNT/%	**ADJUSTED HUB GOAL 6.6% BLACK AMOUNT/%	HISPANIC AMOUNT/%	NATIVE AMERICAN AMOUNT/%	*OTHER HUB GOAL 5.3% WOMAN AMOUNT/%
-----------	--------------------	------------------------------------	--	--	------------------------	---	-------------------	--------------------------	-------------------------------------

T
N
S
-TC
C

455-RAILROAD COMMISSION-Building Construction Unadjusted Goal is 26.1%

FUND TYPE	TOTAL EXPENDITURES	TOTAL SPENT WITH NON-HUBS	TOTAL SPENT WITH **ADJ. HUBS 25.1%	TOTAL SPENT WITH *OTHER HUBS 1.0%	BLACK	**ADJUSTED HUB GOAL 25.1% HISPANIC	WOMAN	*OTHER HUB GOAL 1.0% ASIAN PACIFIC	NATIVE AMERICAN
-----------	--------------------	---------------------------	------------------------------------	-----------------------------------	-------	------------------------------------	-------	------------------------------------	-----------------

T
N
S
-TC
C

455-RAILROAD COMMISSION-Special Trade Unadjusted Goal is 57.2%

FUND TYPE	TOTAL EXPENDITURES	TOTAL SPENT WITH NON-HUBS	TOTAL SPENT WITH **ADJ. HUBS 47.0%	TOTAL SPENT WITH *OTHER HUBS 10.2%	BLACK	**ADJUSTED HUB GOAL 47.0% HISPANIC	ASIAN PACIFIC	*OTHER HUB GOAL 10.2% NATIVE AMERICAN	WOMAN
-----------	--------------------	---------------------------	------------------------------------	------------------------------------	-------	------------------------------------	---------------	---------------------------------------	-------

T
N
S
-TC
C

455-RAILROAD COMMISSION-Professional Services Unadjusted Goal is 20.0%

FUND TYPE	TOTAL EXPENDITURES	TOTAL SPENT WITH NON-HUBS	TOTAL SPENT WITH **ADJ. HUBS 18.1%	TOTAL SPENT WITH *OTHER HUBS 1.8%	BLACK	**ADJUSTED HUB GOAL 18.1% HISPANIC	WOMAN	*OTHER HUB GOAL 1.9% ASIAN PACIFIC	NATIVE AMERICAN
T	\$151,374	\$151,374/100 %							
N	***	***	\$9,919/6.55%	\$20,275/13.3%			\$9,919/6.55%	\$20,275/13.3%	
S	***	***							
-TC	\$6,647	\$6,647/100 %							
C	\$144,727	\$144,727/100 %	\$9,919/6.85%	\$20,275/14.0%			\$9,919/6.85%	\$20,275/14.0%	

455-RAILROAD COMMISSION-Other Services Unadjusted Goal is 33.0%

FUND TYPE	TOTAL EXPENDITURES	TOTAL SPENT WITH NON-HUBS	TOTAL SPENT WITH **ADJ. HUBS 33.0%	TOTAL SPENT WITH *OTHER HUBS 1.1%	ASIAN PACIFIC	**ADJUSTED HUB GOAL 33.0% BLACK	HISPANIC	NATIVE AMERICAN	WOMAN
T	\$5,789,736	\$5,369,683/92.7%	\$420,053/7.25%		\$57,409/.991%	\$35,174/.607%	\$30,471/.526%		\$286,997/5.12%
N	***	***	\$44,191/1.36%			\$3,280/.101%			\$40,901/1.26%
S	***	***	\$1,152/.873%						\$1,152/.873%
-TC	\$132,019	\$130,867/99.1%							
C	\$5,657,716	\$5,238,816/92.5%	\$463,092/8.18%		\$57,409/1.01%	\$38,464/.679%	\$30,471/.538%		\$336,746/5.95%

455-RAILROAD COMMISSION-Commodity Purchasing Unadjusted Goal is 12.6%

FUND TYPE	TOTAL EXPENDITURES	TOTAL SPENT WITH NON-HUBS	TOTAL SPENT WITH **ADJ. HUBS 11.5%	TOTAL SPENT WITH *OTHER HUBS 1.1%	BLACK	**ADJUSTED HUB GOAL 11.5% HISPANIC	WOMAN	*OTHER HUB GOAL 1.1% ASIAN PACIFIC	NATIVE AMERICAN
T	\$1,841,970	\$1,011,563/54.9%	\$600,724/32.6%	\$229,681/12.4%	\$13,879/.753%	\$28,462/1.54%	\$558,383/30.3%	\$229,681/12.4%	
N	***	***	\$6,979/10.4%	\$243/.364%	\$3,402/5.08%	\$614/.919%	\$2,962/4.43%	\$243/.364%	
S	***	***	\$10,801/2.09%	\$170/.032%	\$1,024/.198%	\$2,070/.400%	\$7,705/1.49%	\$170/.032%	
-TC	\$516,748	\$505,777/97.8%							
C	\$1,325,221	\$505,785/38.1%	\$596,903/45.0%	\$229,755/17.3%	\$18,257/1.22%	\$27,006/2.03%	\$553,640/41.7%	\$229,755/17.3%	

DB = DEBIT (NEGATIVE AMOUNT) * = OTHER HUBS ** = ADJUSTED HUBS *** = DOLLARS REPORTED BUT NOT SHOWN IN THESE COLUMNS. SEE COVER LETTER PARA. 4
T=TREASURY, N=NON-TREASURY, S=SUBCONTRACTOR FUNDS & PROCUREMENT CARD HUB PURCHASES, TC=TERM CONTRACT, C=CONSOLIDATED. SEE PAGE 4 OF HUB REPORT FOR FUND TYPE DESCRIPTION.

456-BOARD OF PLUMBING EXAMINERS-Heavy Construction Unadjusted Goal is 11.9%

FUND TYPE	TOTAL EXPENDITURES	TOTAL SPENT WITH NON-HUBS AMOUNT/%	TOTAL SPENT WITH **ADJ. HUBS 6.6% AMOUNT/%	TOTAL SPENT WITH *OTHER HUBS 5.3% AMOUNT/%	ASIAN PACIFIC AMOUNT/%	BLACK AMOUNT/%	HISPANIC AMOUNT/%	NATIVE AMERICAN AMOUNT/%	*OTHER HUB GOAL 5.3% WOMAN AMOUNT/%
T									
N									
S									
-TC									
C									

456-BOARD OF PLUMBING EXAMINERS-Building Construction Unadjusted Goal is 26.1%

FUND TYPE	TOTAL EXPENDITURES	TOTAL SPENT WITH NON-HUBS	TOTAL SPENT WITH **ADJ. HUBS 25.1%	TOTAL SPENT WITH *OTHER HUBS 1.0%	BLACK	HISPANIC	WOMAN	ASIAN PACIFIC	NATIVE AMERICAN	*OTHER HUB GOAL 1.0%
T										
N										
S										
-TC										
C										

456-BOARD OF PLUMBING EXAMINERS-Special Trade Unadjusted Goal is 57.2%

FUND TYPE	TOTAL EXPENDITURES	TOTAL SPENT WITH NON-HUBS	TOTAL SPENT WITH **ADJ. HUBS 47.0%	TOTAL SPENT WITH *OTHER HUBS 10.2%	BLACK	HISPANIC	ASIAN PACIFIC	NATIVE AMERICAN	WOMAN	*OTHER HUB GOAL 10.2%
T										
N										
S										
-TC										
C										

456-BOARD OF PLUMBING EXAMINERS-Professional Services Unadjusted Goal is 20.0%

FUND TYPE	TOTAL EXPENDITURES	TOTAL SPENT WITH NON-HUBS	TOTAL SPENT WITH **ADJ. HUBS 18.1%	TOTAL SPENT WITH *OTHER HUBS 1.9%	BLACK	HISPANIC	WOMAN	ASIAN PACIFIC	NATIVE AMERICAN	*OTHER HUB GOAL 1.9%
T										
N										
S										
-TC										
C										

456-BOARD OF PLUMBING EXAMINERS-Other Services Unadjusted Goal is 33.0%

FUND TYPE	TOTAL EXPENDITURES	TOTAL SPENT WITH NON-HUBS	TOTAL SPENT WITH **ADJ. HUBS 33.0%	ASIAN PACIFIC	BLACK	HISPANIC	NATIVE AMERICAN	WOMAN
T	\$54,280	\$49,159/90.5%	\$5,120/9.43%			\$4,961/9.14%		\$159/.293%
N								
S								
-TC	\$8,519	\$8,519/100%						
C	\$45,761	\$40,640/88.8%	\$5,120/11.1%			\$4,961/10.8%		\$159/.348%

456-BOARD OF PLUMBING EXAMINERS-Commodity Purchasing Unadjusted Goal is 12.6%

FUND TYPE	TOTAL EXPENDITURES	TOTAL SPENT WITH NON-HUBS	TOTAL SPENT WITH **ADJ. HUBS 11.5%	TOTAL SPENT WITH *OTHER HUBS 1.1%	BLACK	HISPANIC	WOMAN	ASIAN PACIFIC	NATIVE AMERICAN	*OTHER HUB GOAL 1.1%
T	\$56,018	\$41,102/73.3%	\$10,708/19.1%	\$4,207/7.51%			\$10,708/19.1%		\$4,207/7.51%	
N										
S										
-TC	\$9,155	\$9,117/99.5%		\$38/.418%					\$38/.418%	
C	\$46,863	\$31,985/68.2%	\$10,708/22.8%	\$4,168/8.89%			\$10,708/22.8%		\$4,168/8.89%	

DB = DEBIT (NEGATIVE AMOUNT) * = OTHER HUBS ** = ADJUSTED HUBS *** = DOLLARS REPORTED BUT NOT SHOWN IN THESE COLUMNS. SEE COVER LETTER PARA. 4
T=TREASURY, N=NON-TREASURY, S=SUBCONTRACTOR FUNDS & PROCUREMENT CARD HUB PURCHASES, TC=TERM CONTRACT, C=CONSOLIDATED. SEE PAGE 4 OF HUB REPORT FOR FUND TYPE DESCRIPTION.

457-STATE BOARD OF PUBLIC ACCOUNTANCY-Heavy Construction Unadjusted Goal is 11.9%

FUND TYPE	TOTAL EXPENDITURES	TOTAL SPENT WITH NON-HUBS AMOUNT/%	TOTAL SPENT WITH **ADJ. HUBS 6.6% AMOUNT/%	TOTAL SPENT WITH *OTHER HUBS 5.3% AMOUNT/%	ASIAN PACIFIC AMOUNT/%	BLACK AMOUNT/%	HISPANIC AMOUNT/%	NATIVE AMERICAN AMOUNT/%	*OTHER HUB GOAL 5.3% WOMAN AMOUNT/%
T									
N									
S									
-TC									
C									

457-STATE BOARD OF PUBLIC ACCOUNTANCY-Building Construction Unadjusted Goal is 26.1%

FUND TYPE	TOTAL EXPENDITURES	TOTAL SPENT WITH NON-HUBS	TOTAL SPENT WITH **ADJ. HUBS 25.1%	TOTAL SPENT WITH *OTHER HUBS 1.0%	BLACK	HISPANIC	WOMAN	ASIAN PACIFIC	NATIVE AMERICAN
T									
N									
S									
-TC									
C									

457-STATE BOARD OF PUBLIC ACCOUNTANCY-Special Trade Unadjusted Goal is 57.2%

FUND TYPE	TOTAL EXPENDITURES	TOTAL SPENT WITH NON-HUBS	TOTAL SPENT WITH **ADJ. HUBS 47.0%	TOTAL SPENT WITH *OTHER HUBS 10.2%	BLACK	HISPANIC	ASIAN PACIFIC	NATIVE AMERICAN	WOMAN
T	\$731	\$731/100 %							
N									
S									
-TC									
C	\$731	\$731/100 %							

457-STATE BOARD OF PUBLIC ACCOUNTANCY-Professional Services Unadjusted Goal is 20.0%

FUND TYPE	TOTAL EXPENDITURES	TOTAL SPENT WITH NON-HUBS	TOTAL SPENT WITH **ADJ. HUBS 18.1%	TOTAL SPENT WITH *OTHER HUBS 1.9%	BLACK	HISPANIC	WOMAN	ASIAN PACIFIC	NATIVE AMERICAN
T	\$9,205	\$3,705/40.2%	\$5,500/59.7%			\$5,500/59.7%			
N									
S									
-TC									
C	\$9,205	\$3,705/40.2%	\$5,500/59.7%			\$5,500/59.7%			

457-STATE BOARD OF PUBLIC ACCOUNTANCY-Other Services Unadjusted Goal is 33.0%

FUND TYPE	TOTAL EXPENDITURES	TOTAL SPENT WITH NON-HUBS	TOTAL SPENT WITH **ADJ. HUBS 33.0%	ASIAN PACIFIC	BLACK	HISPANIC	NATIVE AMERICAN	WOMAN
T	\$111,332	\$99,710/89.5%	\$11,622/10.4%	\$9,082/8.15%				\$2,539/2.28%
N								
S								
-TC	\$3,248	\$3,248/100 %						
C	\$108,084	\$96,462/89.2%	\$11,622/10.7%	\$9,082/8.40%				\$2,539/2.34%

457-STATE BOARD OF PUBLIC ACCOUNTANCY-Commodity Purchasing Unadjusted Goal is 12.6%

FUND TYPE	TOTAL EXPENDITURES	TOTAL SPENT WITH NON-HUBS	TOTAL SPENT WITH **ADJ. HUBS 11.5%	TOTAL SPENT WITH *OTHER HUBS 1.1%	BLACK	HISPANIC	WOMAN	ASIAN PACIFIC	NATIVE AMERICAN
T	\$66,120	\$64,928/98.1%	\$364/.551%	\$827/1.25%		\$291/.441%	\$73/.110%	\$827/1.25%	
N									
S									
-TC									
C	\$66,120	\$64,928/98.1%	\$364/.551%	\$827/1.25%		\$291/.441%	\$73/.110%	\$827/1.25%	

DB = DEBIT (NEGATIVE AMOUNT) * = OTHER HUBS ** = ADJUSTED HUBS *** = DOLLARS REPORTED BUT NOT SHOWN IN THESE COLUMNS. SEE COVER LETTER PARA. 4
T=TREASURY, N=NON-TREASURY, S=SUBCONTRACTOR FUNDS & PROCUREMENT CARD HUB PURCHASES, TC=TERM CONTRACT, C=CONSOLIDATED. SEE PAGE 4 OF HUB REPORT FOR FUND TYPE DESCRIPTION.

458-ALCOHOLIC BEVERAGE COMMISSION-Heavy Construction Unadjusted Goal is 11.9%

FUND TYPE	TOTAL EXPENDITURES	TOTAL SPENT WITH NON-HUBS AMOUNT/%	TOTAL SPENT WITH **ADJ. HUBS 6.6% AMOUNT/%	TOTAL SPENT WITH *OTHER HUBS 5.3% AMOUNT/%	ASIAN PACIFIC AMOUNT/%	**ADJUSTED HUB GOAL 6.6% BLACK AMOUNT/%	HISPANIC AMOUNT/%	NATIVE AMERICAN AMOUNT/%	*OTHER HUB GOAL 5.3% WOMAN AMOUNT/%
-----------	--------------------	------------------------------------	--	--	------------------------	---	-------------------	--------------------------	-------------------------------------

T
N
S
-TC
C

458-ALCOHOLIC BEVERAGE COMMISSION-Building Construction Unadjusted Goal is 26.1%

FUND TYPE	TOTAL EXPENDITURES	TOTAL SPENT WITH NON-HUBS	TOTAL SPENT WITH **ADJ. HUBS 25.1%	TOTAL SPENT WITH *OTHER HUBS 1.0%	BLACK	**ADJUSTED HUB GOAL 25.1% HISPANIC	WOMAN	*OTHER HUB GOAL 1.0% ASIAN PACIFIC	NATIVE AMERICAN
-----------	--------------------	---------------------------	------------------------------------	-----------------------------------	-------	------------------------------------	-------	------------------------------------	-----------------

T
N
S
-TC
C

458-ALCOHOLIC BEVERAGE COMMISSION-Special Trade Unadjusted Goal is 57.2%

FUND TYPE	TOTAL EXPENDITURES	TOTAL SPENT WITH NON-HUBS	TOTAL SPENT WITH **ADJ. HUBS 47.0% \$1,232DB	TOTAL SPENT WITH *OTHER HUBS 10.2%	BLACK	**ADJUSTED HUB GOAL 47.0% HISPANIC \$1,232DB	ASIAN PACIFIC	*OTHER HUB GOAL 10.2% NATIVE AMERICAN	WOMAN
-----------	--------------------	---------------------------	--	------------------------------------	-------	--	---------------	---------------------------------------	-------

T
N
S
-TC
C

458-ALCOHOLIC BEVERAGE COMMISSION-Professional Services Unadjusted Goal is 20.0%

FUND TYPE	TOTAL EXPENDITURES	TOTAL SPENT WITH NON-HUBS	TOTAL SPENT WITH **ADJ. HUBS 18.1%	TOTAL SPENT WITH *OTHER HUBS 1.9%	BLACK	**ADJUSTED HUB GOAL 18.1% HISPANIC	WOMAN	*OTHER HUB GOAL 1.9% ASIAN PACIFIC	NATIVE AMERICAN
-----------	--------------------	---------------------------	------------------------------------	-----------------------------------	-------	------------------------------------	-------	------------------------------------	-----------------

T
N
S
-TC
C

458-ALCOHOLIC BEVERAGE COMMISSION-Other Services Unadjusted Goal is 33.0%

FUND TYPE	TOTAL EXPENDITURES	TOTAL SPENT WITH NON-HUBS	TOTAL SPENT WITH **ADJ. HUBS 33.0%	ASIAN PACIFIC	BLACK	**ADJUSTED HUB GOAL 33.0% HISPANIC	NATIVE AMERICAN	WOMAN
-----------	--------------------	---------------------------	------------------------------------	---------------	-------	------------------------------------	-----------------	-------

T
N
S
-TC
C

458-ALCOHOLIC BEVERAGE COMMISSION-Commodity Purchasing Unadjusted Goal is 12.6%

FUND TYPE	TOTAL EXPENDITURES	TOTAL SPENT WITH NON-HUBS	TOTAL SPENT WITH **ADJ. HUBS 11.5%	TOTAL SPENT WITH *OTHER HUBS 1.1%	BLACK	**ADJUSTED HUB GOAL 11.5% HISPANIC	WOMAN	*OTHER HUB GOAL 1.1% ASIAN PACIFIC	NATIVE AMERICAN
-----------	--------------------	---------------------------	------------------------------------	-----------------------------------	-------	------------------------------------	-------	------------------------------------	-----------------

T
N
S
-TC
C

DB = DEBIT (NEGATIVE AMOUNT) * = OTHER HUBS ** = ADJUSTED HUBS *** = DOLLARS REPORTED BUT NOT SHOWN IN THESE COLUMNS. SEE COVER LETTER PARA. 4
T=TREASURY, N=NON-TREASURY, S=SUBCONTRACTOR FUNDS & PROCUREMENT CARD HUB PURCHASES, TC=TERM CONTRACT, C=CONSOLIDATED. SEE PAGE 4 OF HUB REPORT FOR FUND TYPE DESCRIPTION.

459-TX BOARD OF ARCHITECTURAL EXAMINERS-Heavy Construction Unadjusted Goal is 11.9%

FUND TYPE	TOTAL EXPENDITURES	TOTAL SPENT WITH NON-HUBS AMOUNT/%	TOTAL SPENT WITH **ADJ. HUBS 6.6% AMOUNT/%	TOTAL SPENT WITH *OTHER HUBS 5.3% AMOUNT/%	ASIAN PACIFIC AMOUNT/%	**ADJUSTED HUB GOAL 6.6% BLACK AMOUNT/%	HISPANIC AMOUNT/%	NATIVE AMERICAN AMOUNT/%	*OTHER HUB GOAL 5.3% WOMAN AMOUNT/%
-----------	--------------------	------------------------------------	--	--	------------------------	--	-------------------	--------------------------	--

T
N
S
-TC

C

459-TX BOARD OF ARCHITECTURAL EXAMINERS-Building Construction Unadjusted Goal is 26.1%

FUND TYPE	TOTAL EXPENDITURES	TOTAL SPENT WITH NON-HUBS	TOTAL SPENT WITH **ADJ. HUBS 25.1%	TOTAL SPENT WITH *OTHER HUBS 1.0%	BLACK	**ADJUSTED HUB GOAL 25.1% HISPANIC	WOMAN	*OTHER HUB GOAL 1.0% ASIAN PACIFIC	NATIVE AMERICAN
-----------	--------------------	---------------------------	------------------------------------	-----------------------------------	-------	---------------------------------------	-------	---------------------------------------	-----------------

T
N
S
-TC

C

459-TX BOARD OF ARCHITECTURAL EXAMINERS-Special Trade Unadjusted Goal is 57.2%

FUND TYPE	TOTAL EXPENDITURES	TOTAL SPENT WITH NON-HUBS	TOTAL SPENT WITH **ADJ. HUBS 47.0%	TOTAL SPENT WITH *OTHER HUBS 10.2%	BLACK	**ADJUSTED HUB GOAL 47.0% HISPANIC	ASIAN PACIFIC	NATIVE AMERICAN	WOMAN
-----------	--------------------	---------------------------	------------------------------------	------------------------------------	-------	---------------------------------------	---------------	-----------------	-------

T
N
S
-TC

C

459-TX BOARD OF ARCHITECTURAL EXAMINERS-Professional Services Unadjusted Goal is 20.0%

FUND TYPE	TOTAL EXPENDITURES	TOTAL SPENT WITH NON-HUBS	TOTAL SPENT WITH **ADJ. HUBS 18.1%	TOTAL SPENT WITH *OTHER HUBS 1.9%	BLACK	**ADJUSTED HUB GOAL 18.1% HISPANIC	WOMAN	*OTHER HUB GOAL 1.9% ASIAN PACIFIC	NATIVE AMERICAN
-----------	--------------------	---------------------------	------------------------------------	-----------------------------------	-------	---------------------------------------	-------	---------------------------------------	-----------------

T
N
S
-TC

C

459-TX BOARD OF ARCHITECTURAL EXAMINERS-Other Services Unadjusted Goal is 33.0%

FUND TYPE	TOTAL EXPENDITURES	TOTAL SPENT WITH NON-HUBS	TOTAL SPENT WITH **ADJ. HUBS 33.0%	ASIAN PACIFIC	BLACK	**ADJUSTED HUB GOAL 33.0% HISPANIC	NATIVE AMERICAN	WOMAN
T	\$207,405	\$202,369/97.5%	\$5,036/2.42%	\$3,693/1.78%	\$1,341/.647%			/.000%
-TC	\$8,729	\$5,816/66.6%	\$2,913/33.3%			\$2,913/33.3%		
C	\$198,676	\$196,553/98.9%	\$2,122/1.06%	\$780/.392%	\$1,341/.675%			/.000%

T
N
S
-TC

C

459-TX BOARD OF ARCHITECTURAL EXAMINERS-Commodity Purchasing Unadjusted Goal is 12.6%

FUND TYPE	TOTAL EXPENDITURES	TOTAL SPENT WITH NON-HUBS	TOTAL SPENT WITH **ADJ. HUBS 11.5%	TOTAL SPENT WITH *OTHER HUBS 1.1%	BLACK	**ADJUSTED HUB GOAL 11.5% HISPANIC	WOMAN	*OTHER HUB GOAL 1.1% ASIAN PACIFIC	NATIVE AMERICAN
T	\$14,881	\$14,471/97.2%	\$410/2.76%					\$410/2.76%	
-TC	\$3,763	\$3,763/100%							
C	\$11,118	\$10,707/96.3%	\$410/3.69%					\$410/3.69%	

T
N
S
-TC

C

DB = DEBIT (NEGATIVE AMOUNT) * = OTHER HUBS ** = ADJUSTED HUBS *** = DOLLARS REPORTED BUT NOT SHOWN IN THESE COLUMNS. SEE COVER LETTER PARA. 4
T-TREASURY, N=NON-TREASURY, S=SUBCONTRACTOR FUNDS & PROCUREMENT CARD HUB PURCHASES, TC-TERM CONTRACT, C=CONSOLIDATED. SEE PAGE 4 OF HUB REPORT FOR FUND TYPE DESCRIPTION.

460-TEXAS BOARD OF PROFESSIONAL ENGINEER-Heavy Construction Unadjusted Goal is 11.9%

FUND TYPE	TOTAL EXPENDITURES	TOTAL SPENT WITH NON-HUBS AMOUNT/%	TOTAL SPENT WITH **ADJ. HUBS 6.6% AMOUNT/%	TOTAL SPENT WITH *OTHER HUBS 5.3% AMOUNT/%	ASIAN PACIFIC AMOUNT/%	**ADJUSTED HUB GOAL 6.6% BLACK AMOUNT/%	HISPANIC AMOUNT/%	NATIVE AMERICAN AMOUNT/%	*OTHER HUB GOAL 5.3% WOMAN AMOUNT/%
-----------	--------------------	------------------------------------	--	--	------------------------	--	-------------------	--------------------------	--

T
N
S
-TC
C

460-TEXAS BOARD OF PROFESSIONAL ENGINEER-Building Construction Unadjusted Goal is 26.1%

FUND TYPE	TOTAL EXPENDITURES	TOTAL SPENT WITH NON-HUBS	TOTAL SPENT WITH **ADJ. HUBS 25.1%	TOTAL SPENT WITH *OTHER HUBS 1.0%	BLACK	**ADJUSTED HUB GOAL 25.1% HISPANIC	WOMAN	*OTHER HUB GOAL 1.0% ASIAN PACIFIC	NATIVE AMERICAN
-----------	--------------------	---------------------------	------------------------------------	-----------------------------------	-------	---------------------------------------	-------	---------------------------------------	-----------------

T
N
S
-TC
C

460-TEXAS BOARD OF PROFESSIONAL ENGINEER-Special Trade Unadjusted Goal is 57.2%

FUND TYPE	TOTAL EXPENDITURES	TOTAL SPENT WITH NON-HUBS	TOTAL SPENT WITH **ADJ. HUBS 47.0%	TOTAL SPENT WITH *OTHER HUBS 10.2%	BLACK	**ADJUSTED HUB GOAL 47.0% HISPANIC	ASIAN PACIFIC	*OTHER HUB GOAL 10.2% NATIVE AMERICAN	WOMAN
-----------	--------------------	---------------------------	------------------------------------	------------------------------------	-------	---------------------------------------	---------------	--	-------

T
N
S
-TC
C

460-TEXAS BOARD OF PROFESSIONAL ENGINEER-Professional Services Unadjusted Goal is 20.0%

FUND TYPE	TOTAL EXPENDITURES	TOTAL SPENT WITH NON-HUBS	TOTAL SPENT WITH **ADJ. HUBS 18.1%	TOTAL SPENT WITH *OTHER HUBS 1.9%	BLACK	**ADJUSTED HUB GOAL 18.1% HISPANIC	WOMAN	*OTHER HUB GOAL 1.9% ASIAN PACIFIC	NATIVE AMERICAN
-----------	--------------------	---------------------------	------------------------------------	-----------------------------------	-------	---------------------------------------	-------	---------------------------------------	-----------------

T
N
S
-TC
C

460-TEXAS BOARD OF PROFESSIONAL ENGINEER-Other Services Unadjusted Goal is 33.0%

FUND TYPE	TOTAL EXPENDITURES	TOTAL SPENT WITH NON-HUBS	TOTAL SPENT WITH **ADJ. HUBS 33.0%	ASIAN PACIFIC	BLACK	**ADJUSTED HUB GOAL 33.0% HISPANIC	NATIVE AMERICAN	WOMAN
-----------	--------------------	---------------------------	------------------------------------	---------------	-------	---------------------------------------	-----------------	-------

T
N
S
-TC
C

460-TEXAS BOARD OF PROFESSIONAL ENGINEER-Commodity Purchasing Unadjusted Goal is 12.6%

FUND TYPE	TOTAL EXPENDITURES	TOTAL SPENT WITH NON-HUBS	TOTAL SPENT WITH **ADJ. HUBS 11.5%	TOTAL SPENT WITH *OTHER HUBS 1.1%	BLACK	**ADJUSTED HUB GOAL 11.5% HISPANIC	WOMAN	*OTHER HUB GOAL 1.1% ASIAN PACIFIC	NATIVE AMERICAN
-----------	--------------------	---------------------------	------------------------------------	-----------------------------------	-------	---------------------------------------	-------	---------------------------------------	-----------------

T
N
S
-TC
C

DB = DEBIT (NEGATIVE AMOUNT) * = OTHER HUBS ** = ADJUSTED HUBS *** = DOLLARS REPORTED BUT NOT SHOWN IN THESE COLUMNS. SEE COVER LETTER PARA. 4
T-TREASURY, N=NON-TREASURY, S=SUBCONTRACTOR FUNDS & PROCUREMENT CARD HUB PURCHASES, TC=TERM CONTRACT, C=CONSOLIDATED. SEE PAGE 4 OF HUB REPORT FOR FUND TYPE DESCRIPTION.

464-TEXAS BOARD OF LAND SURVEYING-Heavy Construction Unadjusted Goal is 11.9%

FUND TYPE	TOTAL EXPENDITURES	TOTAL SPENT WITH NON-HUBS AMOUNT/%	TOTAL SPENT WITH **ADJ. HUBS 6.6% AMOUNT/%	TOTAL SPENT WITH *OTHER HUBS 5.3% AMOUNT/%	ASIAN PACIFIC AMOUNT/%	BLACK AMOUNT/%	HISPANIC AMOUNT/%	NATIVE AMERICAN AMOUNT/%	*OTHER HUB GOAL 5.3% WOMAN AMOUNT/%
T									
N									
S									
-TC									
C									

464-TEXAS BOARD OF LAND SURVEYING-Building Construction Unadjusted Goal is 26.1%

FUND TYPE	TOTAL EXPENDITURES	TOTAL SPENT WITH NON-HUBS	TOTAL SPENT WITH **ADJ. HUBS 25.1%	TOTAL SPENT WITH *OTHER HUBS 1.0%	BLACK	HISPANIC	WOMAN	ASIAN PACIFIC	NATIVE AMERICAN
T									
N									
S									
-TC									
C									

464-TEXAS BOARD OF LAND SURVEYING-Special Trade Unadjusted Goal is 57.2%

FUND TYPE	TOTAL EXPENDITURES	TOTAL SPENT WITH NON-HUBS	TOTAL SPENT WITH **ADJ. HUBS 47.0%	TOTAL SPENT WITH *OTHER HUBS 10.2%	BLACK	HISPANIC	ASIAN PACIFIC	NATIVE AMERICAN	WOMAN
T									
N									
S									
-TC									
C									

464-TEXAS BOARD OF LAND SURVEYING-Professional Services Unadjusted Goal is 20.0%

FUND TYPE	TOTAL EXPENDITURES	TOTAL SPENT WITH NON-HUBS	TOTAL SPENT WITH **ADJ. HUBS 18.1%	TOTAL SPENT WITH *OTHER HUBS 1.9%	BLACK	HISPANIC	WOMAN	ASIAN PACIFIC	NATIVE AMERICAN
T									
N									
S									
-TC									
C									

464-TEXAS BOARD OF LAND SURVEYING-Other Services Unadjusted Goal is 33.0%

FUND TYPE	TOTAL EXPENDITURES	TOTAL SPENT WITH NON-HUBS	TOTAL SPENT WITH **ADJ. HUBS 33.0%	ASIAN PACIFIC	BLACK	HISPANIC	NATIVE AMERICAN	WOMAN
T	\$23,670	\$22,972/97.0%	\$698/2.95%			\$575/2.42%		\$123/.521%
N								
S								
-TC								
C	\$23,670	\$22,972/97.0%	\$698/2.95%			\$575/2.42%		\$123/.521%

464-TEXAS BOARD OF LAND SURVEYING-Commodity Purchasing Unadjusted Goal is 12.6%

FUND TYPE	TOTAL EXPENDITURES	TOTAL SPENT WITH NON-HUBS	TOTAL SPENT WITH **ADJ. HUBS 11.5%	TOTAL SPENT WITH *OTHER HUBS 1.1%	BLACK	HISPANIC	WOMAN	ASIAN PACIFIC	NATIVE AMERICAN
T	\$3,484	\$2,190/62.8%	\$1,293/37.1%		\$231/6.63%		\$1,062/30.4%		
N									
S									
-TC	\$2,050	\$1,819/88.7%	\$231/11.2%		\$231/11.2%				
C	\$1,433	\$371/25.9%	\$1,062/74.0%				\$1,062/74.0%		

DB = DEBIT (NEGATIVE AMOUNT) * = OTHER HUBS ** = ADJUSTED HUBS *** = DOLLARS REPORTED BUT NOT SHOWN IN THESE COLUMNS. SEE COVER LETTER PARA. 4
T-TREASURY, N-NON-TREASURY, S-SUBCONTRACTOR FUNDS & PROCUREMENT CARD HUB PURCHASES, TC-TERM CONTRACT, C-CONSOLIDATED. SEE PAGE 4 OF HUB REPORT FOR FUND TYPE DESCRIPTION.

465-TEXAS DEPT OF COMMERCE (SEE #480)-Heavy Construction Unadjusted Goal is 11.9%

FUND TYPE	TOTAL EXPENDITURES	TOTAL SPENT WITH NON-HUBS AMOUNT/%	TOTAL SPENT WITH **ADJ. HUBS 6.6% AMOUNT/%	TOTAL SPENT WITH *OTHER HUBS 5.3% AMOUNT/%	ASIAN PACIFIC AMOUNT/%	BLACK AMOUNT/%	HISPANIC AMOUNT/%	NATIVE AMERICAN AMOUNT/%	*OTHER HUB GOAL 5.3% WOMAN AMOUNT/%
-----------	--------------------	------------------------------------	--	--	------------------------	----------------	-------------------	--------------------------	-------------------------------------

T
N
S
-TC

C

465-TEXAS DEPT OF COMMERCE (SEE #480)-Building Construction Unadjusted Goal is 26.1%

FUND TYPE	TOTAL EXPENDITURES	TOTAL SPENT WITH NON-HUBS	TOTAL SPENT WITH **ADJ. HUBS 25.1%	TOTAL SPENT WITH *OTHER HUBS 1.0%	BLACK	HISPANIC	WOMAN	*OTHER HUB GOAL 1.0% ASIAN PACIFIC NATIVE AMERICAN
-----------	--------------------	---------------------------	------------------------------------	-----------------------------------	-------	----------	-------	--

T
N
S
-TC

C

465-TEXAS DEPT OF COMMERCE (SEE #480)-Special Trade Unadjusted Goal is 57.2%

FUND TYPE	TOTAL EXPENDITURES	TOTAL SPENT WITH NON-HUBS	TOTAL SPENT WITH **ADJ. HUBS 47.0%	TOTAL SPENT WITH *OTHER HUBS 10.2%	BLACK	HISPANIC	ASIAN PACIFIC	NATIVE AMERICAN	WOMAN
-----------	--------------------	---------------------------	------------------------------------	------------------------------------	-------	----------	---------------	-----------------	-------

T
N
S
-TC

C

465-TEXAS DEPT OF COMMERCE (SEE #480)-Professional Services Unadjusted Goal is 20.0%

FUND TYPE	TOTAL EXPENDITURES	TOTAL SPENT WITH NON-HUBS	TOTAL SPENT WITH **ADJ. HUBS 18.1%	TOTAL SPENT WITH *OTHER HUBS 1.9%	BLACK	HISPANIC	WOMAN	*OTHER HUB GOAL 1.9% ASIAN PACIFIC NATIVE AMERICAN
-----------	--------------------	---------------------------	------------------------------------	-----------------------------------	-------	----------	-------	--

T
N
S
-TC

C

465-TEXAS DEPT OF COMMERCE (SEE #480)-Other Services Unadjusted Goal is 33.0%

FUND TYPE	TOTAL EXPENDITURES	TOTAL SPENT WITH NON-HUBS	TOTAL SPENT WITH **ADJ. HUBS 33.0%	ASIAN PACIFIC	BLACK	HISPANIC	NATIVE AMERICAN	WOMAN
-----------	--------------------	---------------------------	------------------------------------	---------------	-------	----------	-----------------	-------

T
N
S
-TC

C

465-TEXAS DEPT OF COMMERCE (SEE #480)-Commodity Purchasing Unadjusted Goal is 12.6%

FUND TYPE	TOTAL EXPENDITURES	TOTAL SPENT WITH NON-HUBS	TOTAL SPENT WITH **ADJ. HUBS 11.5%	TOTAL SPENT WITH *OTHER HUBS 1.1%	BLACK	HISPANIC	WOMAN	*OTHER HUB GOAL 1.1% ASIAN PACIFIC NATIVE AMERICAN
-----------	--------------------	---------------------------	------------------------------------	-----------------------------------	-------	----------	-------	--

T
N
S
-TC

C

\$373

\$373/100 %

\$373/100 %

\$373

\$373/100 %

\$373/100 %

466-CONSUMER CREDIT COMMISSIONER-Heavy Construction Unadjusted Goal is 11.9%

FUND TYPE	TOTAL EXPENDITURES	TOTAL SPENT WITH NON-HUBS AMOUNT/%	TOTAL SPENT WITH **ADJ. HUBS 6.6% AMOUNT/%	TOTAL SPENT WITH *OTHER HUBS 5.3% AMOUNT/%	ASIAN PACIFIC AMOUNT/%	**ADJUSTED HUB GOAL 6.6% BLACK AMOUNT/%	HISPANIC AMOUNT/%	NATIVE AMERICAN AMOUNT/%	*OTHER HUB GOAL 5.3% WOMAN AMOUNT/%
-----------	--------------------	------------------------------------	--	--	------------------------	--	-------------------	--------------------------	--

T
N
S
-TC

C

466-CONSUMER CREDIT COMMISSIONER-Building Construction Unadjusted Goal is 26.1%

FUND TYPE	TOTAL EXPENDITURES	TOTAL SPENT WITH NON-HUBS	TOTAL SPENT WITH **ADJ. HUBS 25.1%	TOTAL SPENT WITH *OTHER HUBS 1.0%	BLACK	**ADJUSTED HUB GOAL 25.1% HISPANIC	WOMAN	*OTHER HUB GOAL 1.0% ASIAN PACIFIC	NATIVE AMERICAN
-----------	--------------------	---------------------------	------------------------------------	-----------------------------------	-------	---------------------------------------	-------	---------------------------------------	-----------------

T
N
S
-TC

C

466-CONSUMER CREDIT COMMISSIONER-Special Trade Unadjusted Goal is 57.2%

FUND TYPE	TOTAL EXPENDITURES	TOTAL SPENT WITH NON-HUBS	TOTAL SPENT WITH **ADJ. HUBS 47.0%	TOTAL SPENT WITH *OTHER HUBS 10.2%	BLACK	**ADJUSTED HUB GOAL 47.0% HISPANIC	ASIAN PACIFIC	*OTHER HUB GOAL 10.2% NATIVE AMERICAN	WOMAN
-----------	--------------------	---------------------------	------------------------------------	------------------------------------	-------	---------------------------------------	---------------	--	-------

T
N
S
-TC

C

466-CONSUMER CREDIT COMMISSIONER-Professional Services Unadjusted Goal is 20.0%

FUND TYPE	TOTAL EXPENDITURES	TOTAL SPENT WITH NON-HUBS	TOTAL SPENT WITH **ADJ. HUBS 18.1%	TOTAL SPENT WITH *OTHER HUBS 1.8%	BLACK	**ADJUSTED HUB GOAL 18.1% HISPANIC	WOMAN	*OTHER HUB GOAL 1.8% ASIAN PACIFIC	NATIVE AMERICAN
-----------	--------------------	---------------------------	------------------------------------	-----------------------------------	-------	---------------------------------------	-------	---------------------------------------	-----------------

T
N
S
-TC

C

466-CONSUMER CREDIT COMMISSIONER-Other Services Unadjusted Goal is 33.0%

FUND TYPE	TOTAL EXPENDITURES	TOTAL SPENT WITH NON-HUBS	TOTAL SPENT WITH **ADJ. HUBS 33.0%	ASIAN PACIFIC	**ADJUSTED HUB GOAL 33.0% BLACK	HISPANIC	NATIVE AMERICAN	WOMAN
T	\$33,986	\$12,010/35.3%	\$21,976/64.6%		\$7,673/22.5%	\$12,580/37.0%		\$1,722/5.06%
-TC	\$141	\$83/59.2%	\$57/40.7%					\$57/40.7%
C	\$33,844	\$11,926/35.2%	\$21,918/64.7%		\$7,673/22.6%	\$12,580/37.1%		\$1,665/4.91%

T
N
S
-TC

C

466-CONSUMER CREDIT COMMISSIONER-Commodity Purchasing Unadjusted Goal is 12.6%

FUND TYPE	TOTAL EXPENDITURES	TOTAL SPENT WITH NON-HUBS	TOTAL SPENT WITH **ADJ. HUBS 11.5%	TOTAL SPENT WITH *OTHER HUBS 1.1%	BLACK	**ADJUSTED HUB GOAL 11.5% HISPANIC	WOMAN	*OTHER HUB GOAL 1.1% ASIAN PACIFIC	NATIVE AMERICAN
T	\$13,613	\$11,110/81.6%	\$1,217/8.94%	\$1,286/9.44%			\$1,217/8.94%	\$1,286/9.44%	
-TC	\$3,984	\$3,931/98.6%	\$53/1.34%				\$53/1.34%		
C	\$9,629	\$7,179/74.5%	\$1,163/12.0%	\$1,286/13.3%			\$1,163/12.0%	\$1,286/13.3%	

T
N
S
-TC

C

DB = DEBIT (NEGATIVE AMOUNT) * = OTHER HUBS ** = ADJUSTED HUBS *** = DOLLARS REPORTED BUT NOT SHOWN IN THESE COLUMNS. SEE COVER LETTER PARA. 4
T=TREASURY, N=NON-TREASURY, S=SUBCONTRACTOR FUNDS & PROCUREMENT CARD HUB PURCHASES, TC=TERM CONTRACT, C=CONSOLIDATED. SEE PAGE 4 OF HUB REPORT FOR FUND TYPE DESCRIPTION.

467-COMMISSION ON PRIVATE SECURITY-Heavy Construction Unadjusted Goal is 11.9%

FUND TYPE	TOTAL EXPENDITURES	TOTAL SPENT WITH NON-HUBS AMOUNT/%	TOTAL SPENT WITH **ADJ. HUBS 6.6% AMOUNT/%	TOTAL SPENT WITH *OTHER HUBS 5.3% AMOUNT/%	ASIAN PACIFIC AMOUNT/%	BLACK AMOUNT/%	HISPANIC AMOUNT/%	NATIVE AMERICAN AMOUNT/%	*OTHER HUB GOAL 5.3% WOMAN AMOUNT/%
-----------	--------------------	------------------------------------	--	--	------------------------	----------------	-------------------	--------------------------	-------------------------------------

T
N
S
-TC
C

467-COMMISSION ON PRIVATE SECURITY-Building Construction Unadjusted Goal is 26.1%

FUND TYPE	TOTAL EXPENDITURES	TOTAL SPENT WITH NON-HUBS	TOTAL SPENT WITH **ADJ. HUBS 25.1%	TOTAL SPENT WITH *OTHER HUBS 1.0%	BLACK	HISPANIC	WOMAN	ASIAN PACIFIC	NATIVE AMERICAN
-----------	--------------------	---------------------------	------------------------------------	-----------------------------------	-------	----------	-------	---------------	-----------------

T
N
S
-TC
C

467-COMMISSION ON PRIVATE SECURITY-Special Trade Unadjusted Goal is 57.2%

FUND TYPE	TOTAL EXPENDITURES	TOTAL SPENT WITH NON-HUBS	TOTAL SPENT WITH **ADJ. HUBS 47.0%	TOTAL SPENT WITH *OTHER HUBS 10.2%	BLACK	HISPANIC	ASIAN PACIFIC	NATIVE AMERICAN	WOMAN
-----------	--------------------	---------------------------	------------------------------------	------------------------------------	-------	----------	---------------	-----------------	-------

T
N
S
-TC
C

467-COMMISSION ON PRIVATE SECURITY-Professional Services Unadjusted Goal is 20.0%

FUND TYPE	TOTAL EXPENDITURES	TOTAL SPENT WITH NON-HUBS	TOTAL SPENT WITH **ADJ. HUBS 18.1%	TOTAL SPENT WITH *OTHER HUBS 1.9%	BLACK	HISPANIC	WOMAN	ASIAN PACIFIC	NATIVE AMERICAN
-----------	--------------------	---------------------------	------------------------------------	-----------------------------------	-------	----------	-------	---------------	-----------------

T
N
S
-TC
C

467-COMMISSION ON PRIVATE SECURITY-Other Services Unadjusted Goal is 33.0%

FUND TYPE	TOTAL EXPENDITURES	TOTAL SPENT WITH NON-HUBS	TOTAL SPENT WITH **ADJ. HUBS 33.0%	ASIAN PACIFIC	BLACK	HISPANIC	NATIVE AMERICAN	WOMAN
-----------	--------------------	---------------------------	------------------------------------	---------------	-------	----------	-----------------	-------

T
N
S
-TC
C

467-COMMISSION ON PRIVATE SECURITY-Commodity Purchasing Unadjusted Goal is 12.6%

FUND TYPE	TOTAL EXPENDITURES	TOTAL SPENT WITH NON-HUBS	TOTAL SPENT WITH **ADJ. HUBS 11.5%	TOTAL SPENT WITH *OTHER HUBS 1.1%	BLACK	HISPANIC	WOMAN	ASIAN PACIFIC	NATIVE AMERICAN
-----------	--------------------	---------------------------	------------------------------------	-----------------------------------	-------	----------	-------	---------------	-----------------

T
N
S
-TC
C

DB = DEBIT (NEGATIVE AMOUNT) * = OTHER HUBS ** = ADJUSTED HUBS *** = DOLLARS REPORTED BUT NOT SHOWN IN THESE COLUMNS. SEE COVER LETTER PARA. 4
T=TREASURY, N=NON-TREASURY, S=SUBCONTRACTOR FUNDS & PROCUREMENT CARD HUB PURCHASES, TC=TERM CONTRACT, C=CONSOLIDATED. SEE PAGE 4 OF HUB REPORT FOR FUND TYPE DESCRIPTION.

FUND TYPE	TOTAL EXPENDITURES	TOTAL SPENT WITH NON-HUBS	469-CREDIT UNION DEPARTMENT-Heavy Construction Unadjusted Goal is 11.9%		**ADJUSTED HUB GOAL 6.6%				*OTHER HUB GOAL 5.3%
			TOTAL SPENT WITH **ADJ. HUBS 6.6%	TOTAL SPENT WITH *OTHER HUBS 5.3%	ASIAN PACIFIC	BLACK	HISPANIC	NATIVE AMERICAN	
		AMOUNT/%	AMOUNT/%	AMOUNT/%	AMOUNT/%	AMOUNT/%	AMOUNT/%	AMOUNT/%	AMOUNT/%

T
N
S
-TC

C

FUND TYPE	TOTAL EXPENDITURES	TOTAL SPENT WITH NON-HUBS	469-CREDIT UNION DEPARTMENT-Building Construction Unadjusted Goal is 26.1%		**ADJUSTED HUB GOAL 25.1%			*OTHER HUB GOAL 1.0%	
			TOTAL SPENT WITH **ADJ. HUBS 25.1%	TOTAL SPENT WITH *OTHER HUBS 1.0%	BLACK	HISPANIC	WOMAN	ASIAN PACIFIC	NATIVE AMERICAN

T
N
S
-TC

C

FUND TYPE	TOTAL EXPENDITURES	TOTAL SPENT WITH NON-HUBS	469-CREDIT UNION DEPARTMENT-Special Trade Unadjusted Goal is 57.2%		**ADJUSTED HUB GOAL 47.0%		*OTHER HUB GOAL 10.2%		
			TOTAL SPENT WITH **ADJ. HUBS 47.0%	TOTAL SPENT WITH *OTHER HUBS 10.2%	BLACK	HISPANIC	ASIAN PACIFIC	NATIVE AMERICAN	WOMAN

T
N
S
-TC

C

FUND TYPE	TOTAL EXPENDITURES	TOTAL SPENT WITH NON-HUBS	469-CREDIT UNION DEPARTMENT-Professional Services Unadjusted Goal is 20.0%		**ADJUSTED HUB GOAL 18.1%			*OTHER HUB GOAL 1.9%	
			TOTAL SPENT WITH **ADJ. HUBS 18.1%	TOTAL SPENT WITH *OTHER HUBS 1.9%	BLACK	HISPANIC	WOMAN	ASIAN PACIFIC	NATIVE AMERICAN

T
N
S
-TC

C

FUND TYPE	TOTAL EXPENDITURES	TOTAL SPENT WITH NON-HUBS	469-CREDIT UNION DEPARTMENT-Other Services Unadjusted Goal is 33.0%		**ADJUSTED HUB GOAL 33.0%				
			TOTAL SPENT WITH **ADJ. HUBS 33.0%	ASIAN PACIFIC	BLACK	HISPANIC	NATIVE AMERICAN	WOMAN	

T
N
S
-TC

C

FUND TYPE	TOTAL EXPENDITURES	TOTAL SPENT WITH NON-HUBS	469-CREDIT UNION DEPARTMENT-Commodity Purchasing Unadjusted Goal is 12.6%		**ADJUSTED HUB GOAL 11.5%			*OTHER HUB GOAL 1.1%	
			TOTAL SPENT WITH **ADJ. HUBS 11.5%	TOTAL SPENT WITH *OTHER HUBS 1.1%	BLACK	HISPANIC	WOMAN	ASIAN PACIFIC	NATIVE AMERICAN

T
N
S
-TC

C

DB = DEBIT (NEGATIVE AMOUNT) * = OTHER HUBS ** = ADJUSTED HUBS *** = DOLLARS REPORTED BUT NOT SHOWN IN THESE COLUMNS. SEE COVER LETTER PARA. 4
T=TREASURY, N=NON-TREASURY, S=SUBCONTRACTOR FUNDS & PROCUREMENT CARD HUB PURCHASES, TC=TERM CONTRACT, C=CONSOLIDATED. SEE PAGE 4 OF HUB REPORT FOR FUND TYPE DESCRIPTION.

472-TEXAS STRUCTURAL PEST CONTROL BOARD-Heavy Construction Unadjusted Goal is 11.9%

FUND TYPE	TOTAL EXPENDITURES	TOTAL SPENT WITH NON-HUBS AMOUNT/%	TOTAL SPENT WITH **ADJ. HUBS 6.6% AMOUNT/%	TOTAL SPENT WITH *OTHER HUBS 5.3% AMOUNT/%	ASIAN PACIFIC AMOUNT/%	BLACK AMOUNT/%	HISPANIC AMOUNT/%	NATIVE AMERICAN AMOUNT/%	*OTHER HUB GOAL 5.3% WOMAN AMOUNT/%
-----------	--------------------	------------------------------------	--	--	------------------------	----------------	-------------------	--------------------------	-------------------------------------

T
N
S
-TC
C

472-TEXAS STRUCTURAL PEST CONTROL BOARD-Building Construction Unadjusted Goal is 26.1%

FUND TYPE	TOTAL EXPENDITURES	TOTAL SPENT WITH NON-HUBS	TOTAL SPENT WITH **ADJ. HUBS 25.1%	TOTAL SPENT WITH *OTHER HUBS 1.0%	BLACK	HISPANIC	WOMAN	ASIAN PACIFIC	NATIVE AMERICAN	*OTHER HUB GOAL 1.0%
-----------	--------------------	---------------------------	------------------------------------	-----------------------------------	-------	----------	-------	---------------	-----------------	----------------------

T
N
S
-TC
C

472-TEXAS STRUCTURAL PEST CONTROL BOARD-Special Trade Unadjusted Goal is 57.2%

FUND TYPE	TOTAL EXPENDITURES	TOTAL SPENT WITH NON-HUBS	TOTAL SPENT WITH **ADJ. HUBS 47.0%	TOTAL SPENT WITH *OTHER HUBS 10.2%	BLACK	HISPANIC	ASIAN PACIFIC	NATIVE AMERICAN	WOMAN	*OTHER HUB GOAL 10.2%
-----------	--------------------	---------------------------	------------------------------------	------------------------------------	-------	----------	---------------	-----------------	-------	-----------------------

T
N
S
-TC
C

472-TEXAS STRUCTURAL PEST CONTROL BOARD-Professional Services Unadjusted Goal is 20.0%

FUND TYPE	TOTAL EXPENDITURES	TOTAL SPENT WITH NON-HUBS	TOTAL SPENT WITH **ADJ. HUBS 18.1%	TOTAL SPENT WITH *OTHER HUBS 1.9%	BLACK	HISPANIC	WOMAN	ASIAN PACIFIC	NATIVE AMERICAN	*OTHER HUB GOAL 1.9%
-----------	--------------------	---------------------------	------------------------------------	-----------------------------------	-------	----------	-------	---------------	-----------------	----------------------

T
N
S
-TC
C

472-TEXAS STRUCTURAL PEST CONTROL BOARD-Other Services Unadjusted Goal is 33.0%

FUND TYPE	TOTAL EXPENDITURES	TOTAL SPENT WITH NON-HUBS	TOTAL SPENT WITH **ADJ. HUBS 33.0%	ASIAN PACIFIC	BLACK	HISPANIC	NATIVE AMERICAN	WOMAN
-----------	--------------------	---------------------------	------------------------------------	---------------	-------	----------	-----------------	-------

T
N
S
-TC
C

472-TEXAS STRUCTURAL PEST CONTROL BOARD-Commodity Purchasing Unadjusted Goal is 12.6%

FUND TYPE	TOTAL EXPENDITURES	TOTAL SPENT WITH NON-HUBS	TOTAL SPENT WITH **ADJ. HUBS 11.5%	TOTAL SPENT WITH *OTHER HUBS 1.1%	BLACK	HISPANIC	WOMAN	ASIAN PACIFIC	NATIVE AMERICAN	*OTHER HUB GOAL 1.1%
-----------	--------------------	---------------------------	------------------------------------	-----------------------------------	-------	----------	-------	---------------	-----------------	----------------------

T
N
S
-TC
C

T \$21,529 \$18,755/87.1%
N
S
-TC \$2,611 \$2,611/100%
C \$18,918 \$16,143/85.3%

T \$12,698 \$7,581/59.6%
N
S
-TC
C \$12,698 \$7,581/59.6%

\$2,774/12.8%
\$2,774/14.6%

\$5,117/40.3%

\$5,117/40.3%

\$2,774/12.8%
\$2,774/14.6%

\$5,117/40.3%

\$5,117/40.3%

473-PUBLIC UTILITIES COMMISSION OF TEXAS-Heavy Construction Unadjusted Goal is 11.9%

FUND TYPE	TOTAL EXPENDITURES	TOTAL SPENT WITH NON-HUBS AMOUNT/%	TOTAL SPENT WITH **ADJ. HUBS 6.6% AMOUNT/%	TOTAL SPENT WITH *OTHER HUBS 5.3% AMOUNT/%	ASIAN PACIFIC AMOUNT/%	**ADJUSTED HUB GOAL 6.6% BLACK AMOUNT/%	HISPANIC AMOUNT/%	NATIVE AMERICAN AMOUNT/%	*OTHER HUB GOAL 5.3% WOMAN AMOUNT/%
-----------	--------------------	------------------------------------	--	--	------------------------	--	-------------------	--------------------------	--

T
N
S
-TC
C

473-PUBLIC UTILITIES COMMISSION OF TEXAS-Building Construction Unadjusted Goal is 26.1%

FUND TYPE	TOTAL EXPENDITURES	TOTAL SPENT WITH NON-HUBS	TOTAL SPENT WITH **ADJ. HUBS 25.1%	TOTAL SPENT WITH *OTHER HUBS 1.0%	BLACK	**ADJUSTED HUB GOAL 25.1% HISPANIC	WOMAN	*OTHER HUB GOAL 1.0% ASIAN PACIFIC	NATIVE AMERICAN
-----------	--------------------	---------------------------	------------------------------------	-----------------------------------	-------	---------------------------------------	-------	---------------------------------------	-----------------

T
N
S
-TC
C

473-PUBLIC UTILITIES COMMISSION OF TEXAS-Special Trade Unadjusted Goal is 57.2%

FUND TYPE	TOTAL EXPENDITURES	TOTAL SPENT WITH NON-HUBS	TOTAL SPENT WITH **ADJ. HUBS 47.0%	TOTAL SPENT WITH *OTHER HUBS 10.2%	BLACK	**ADJUSTED HUB GOAL 47.0% HISPANIC	ASIAN PACIFIC	NATIVE AMERICAN	WOMAN
-----------	--------------------	---------------------------	------------------------------------	------------------------------------	-------	---------------------------------------	---------------	-----------------	-------

T
N
S
-TC
C

473-PUBLIC UTILITIES COMMISSION OF TEXAS-Professional Services Unadjusted Goal is 20.0%

FUND TYPE	TOTAL EXPENDITURES	TOTAL SPENT WITH NON-HUBS	TOTAL SPENT WITH **ADJ. HUBS 18.1%	TOTAL SPENT WITH *OTHER HUBS 1.8%	BLACK	**ADJUSTED HUB GOAL 18.1% HISPANIC	WOMAN	*OTHER HUB GOAL 1.9% ASIAN PACIFIC	NATIVE AMERICAN
-----------	--------------------	---------------------------	------------------------------------	-----------------------------------	-------	---------------------------------------	-------	---------------------------------------	-----------------

T
N
S
-TC
C

473-PUBLIC UTILITIES COMMISSION OF TEXAS-Other Services Unadjusted Goal is 33.0%

FUND TYPE	TOTAL EXPENDITURES	TOTAL SPENT WITH NON-HUBS	TOTAL SPENT WITH **ADJ. HUBS 33.0%	ASIAN PACIFIC	BLACK	**ADJUSTED HUB GOAL 33.0% HISPANIC	NATIVE AMERICAN	WOMAN
-----------	--------------------	---------------------------	------------------------------------	---------------	-------	---------------------------------------	-----------------	-------

T
N
S
-TC
C

473-PUBLIC UTILITIES COMMISSION OF TEXAS-Commodity Purchasing Unadjusted Goal is 12.6%

FUND TYPE	TOTAL EXPENDITURES	TOTAL SPENT WITH NON-HUBS	TOTAL SPENT WITH **ADJ. HUBS 11.5%	TOTAL SPENT WITH *OTHER HUBS 1.1%	BLACK	**ADJUSTED HUB GOAL 11.5% HISPANIC	WOMAN	*OTHER HUB GOAL 1.1% ASIAN PACIFIC	NATIVE AMERICAN
-----------	--------------------	---------------------------	------------------------------------	-----------------------------------	-------	---------------------------------------	-------	---------------------------------------	-----------------

T
N
S
-TC
C

DB = DEBIT (NEGATIVE AMOUNT) * = OTHER HUBS ** = ADJUSTED HUBS *** = DOLLARS REPORTED BUT NOT SHOWN IN THESE COLUMNS. SEE COVER LETTER PARA. 4
T=TREASURY, N=NON-TREASURY, S=SUBCONTRACTOR FUNDS & PROCUREMENT CARD HUB PURCHASES, TC=TERM CONTRACT, C=CONSOLIDATED. SEE PAGE 4 OF HUB REPORT FOR FUND TYPE DESCRIPTION.

474-POLYGRAPH EXAMINERS BOARD-Heavy Construction Unadjusted Goal is 11.9%

FUND TYPE	TOTAL EXPENDITURES	TOTAL SPENT WITH NON-HUBS AMOUNT/%	TOTAL SPENT WITH **ADJ. HUBS 6.6% AMOUNT/%	TOTAL SPENT WITH *OTHER HUBS 5.3% AMOUNT/%	ASIAN PACIFIC AMOUNT/%	BLACK AMOUNT/%	HISPANIC AMOUNT/%	NATIVE AMERICAN AMOUNT/%	*OTHER HUB GOAL 5.3% WOMAN AMOUNT/%
-----------	--------------------	------------------------------------	--	--	------------------------	----------------	-------------------	--------------------------	-------------------------------------

T
N
S
-TC

C

474-POLYGRAPH EXAMINERS BOARD-Building Construction Unadjusted Goal is 26.1%

FUND TYPE	TOTAL EXPENDITURES	TOTAL SPENT WITH NON-HUBS	TOTAL SPENT WITH **ADJ. HUBS 26.1%	TOTAL SPENT WITH *OTHER HUBS 1.0%	BLACK	HISPANIC	WOMAN	ASIAN PACIFIC	NATIVE AMERICAN	*OTHER HUB GOAL 1.0%
-----------	--------------------	---------------------------	------------------------------------	-----------------------------------	-------	----------	-------	---------------	-----------------	----------------------

T
N
S
-TC

C

474-POLYGRAPH EXAMINERS BOARD-Special Trade Unadjusted Goal is 57.2%

FUND TYPE	TOTAL EXPENDITURES	TOTAL SPENT WITH NON-HUBS	TOTAL SPENT WITH **ADJ. HUBS 47.0%	TOTAL SPENT WITH *OTHER HUBS 10.2%	BLACK	HISPANIC	ASIAN PACIFIC	NATIVE AMERICAN	WOMAN	*OTHER HUB GOAL 10.2%
-----------	--------------------	---------------------------	------------------------------------	------------------------------------	-------	----------	---------------	-----------------	-------	-----------------------

T
N
S
-TC

C

474-POLYGRAPH EXAMINERS BOARD-Professional Services Unadjusted Goal is 20.0%

FUND TYPE	TOTAL EXPENDITURES	TOTAL SPENT WITH NON-HUBS	TOTAL SPENT WITH **ADJ. HUBS 18.1%	TOTAL SPENT WITH *OTHER HUBS 1.9%	BLACK	HISPANIC	WOMAN	ASIAN PACIFIC	NATIVE AMERICAN	*OTHER HUB GOAL 1.9%
-----------	--------------------	---------------------------	------------------------------------	-----------------------------------	-------	----------	-------	---------------	-----------------	----------------------

T
N
S
-TC

C

474-POLYGRAPH EXAMINERS BOARD-Other Services Unadjusted Goal is 33.0%

FUND TYPE	TOTAL EXPENDITURES	TOTAL SPENT WITH NON-HUBS	TOTAL SPENT WITH **ADJ. HUBS 33.0%	ASIAN PACIFIC	BLACK	HISPANIC	NATIVE AMERICAN	WOMAN
-----------	--------------------	---------------------------	------------------------------------	---------------	-------	----------	-----------------	-------

T \$116 \$116/100 %

C \$116 \$116/100 %

474-POLYGRAPH EXAMINERS BOARD-Commodity Purchasing Unadjusted Goal is 12.6%

FUND TYPE	TOTAL EXPENDITURES	TOTAL SPENT WITH NON-HUBS	TOTAL SPENT WITH **ADJ. HUBS 11.5%	TOTAL SPENT WITH *OTHER HUBS 1.1%	BLACK	HISPANIC	WOMAN	ASIAN PACIFIC	NATIVE AMERICAN	*OTHER HUB GOAL 1.1%
-----------	--------------------	---------------------------	------------------------------------	-----------------------------------	-------	----------	-------	---------------	-----------------	----------------------

T \$739 \$739/100 %

C \$739 \$739/100 %

DB = DEBIT (NEGATIVE AMOUNT) * = OTHER HUBS ** = ADJUSTED HUBS *** = DOLLARS REPORTED BUT NOT SHOWN IN THESE COLUMNS. SEE COVER LETTER PARA. 4
T-TREASURY, N-NON-TREASURY, S-SUBCONTRACTOR FUNDS & PROCUREMENT CARD HUB PURCHASES, TC-TERM CONTRACT, C-CONSOLIDATED. SEE PAGE 4 OF HUB REPORT FOR FUND TYPE DESCRIPTION.

475-OFFICE OF PUBLIC UTILITY COUNSEL-Heavy Construction Unadjusted Goal is 11.9%

FUND TYPE	TOTAL EXPENDITURES	TOTAL SPENT WITH NON-HUBS AMOUNT/%	TOTAL SPENT WITH **ADJ. HUBS 6.6% AMOUNT/%	TOTAL SPENT WITH *OTHER HUBS 5.3% AMOUNT/%	ASIAN PACIFIC AMOUNT/%	**ADJUSTED HUB GOAL 6.6% BLACK AMOUNT/%	HISPANIC AMOUNT/%	NATIVE AMERICAN AMOUNT/%	*OTHER HUB GOAL 5.3% WOMAN AMOUNT/%
-----------	--------------------	------------------------------------	--	--	------------------------	--	-------------------	--------------------------	--

T
N
S
-TC

C

475-OFFICE OF PUBLIC UTILITY COUNSEL-Building Construction Unadjusted Goal is 26.1%

FUND TYPE	TOTAL EXPENDITURES	TOTAL SPENT WITH NON-HUBS	TOTAL SPENT WITH **ADJ. HUBS 25.1%	TOTAL SPENT WITH *OTHER HUBS 1.0%	BLACK	**ADJUSTED HUB GOAL 25.1% HISPANIC	WOMAN	*OTHER HUB GOAL 1.0% ASIAN PACIFIC	NATIVE AMERICAN
-----------	--------------------	---------------------------	------------------------------------	-----------------------------------	-------	---------------------------------------	-------	---------------------------------------	-----------------

T
N
S
-TC

C

475-OFFICE OF PUBLIC UTILITY COUNSEL-Special Trade Unadjusted Goal is 57.2%

FUND TYPE	TOTAL EXPENDITURES	TOTAL SPENT WITH NON-HUBS	TOTAL SPENT WITH **ADJ. HUBS 47.0%	TOTAL SPENT WITH *OTHER HUBS 10.2%	BLACK	**ADJUSTED HUB GOAL 47.0% HISPANIC	ASIAN PACIFIC	*OTHER HUB GOAL 10.2% NATIVE AMERICAN	WOMAN
-----------	--------------------	---------------------------	------------------------------------	------------------------------------	-------	---------------------------------------	---------------	--	-------

T
N
S
-TC

C

475-OFFICE OF PUBLIC UTILITY COUNSEL-Professional Services Unadjusted Goal is 20.0%

FUND TYPE	TOTAL EXPENDITURES	TOTAL SPENT WITH NON-HUBS	TOTAL SPENT WITH **ADJ. HUBS 18.1%	TOTAL SPENT WITH *OTHER HUBS 1.9%	BLACK	**ADJUSTED HUB GOAL 18.1% HISPANIC	WOMAN	*OTHER HUB GOAL 1.9% ASIAN PACIFIC	NATIVE AMERICAN
-----------	--------------------	---------------------------	------------------------------------	-----------------------------------	-------	---------------------------------------	-------	---------------------------------------	-----------------

T
N
S
-TC

C

475-OFFICE OF PUBLIC UTILITY COUNSEL-Other Services Unadjusted Goal is 33.0%

FUND TYPE	TOTAL EXPENDITURES	TOTAL SPENT WITH NON-HUBS	TOTAL SPENT WITH **ADJ. HUBS 33.0%	ASIAN PACIFIC	**ADJUSTED HUB GOAL 33.0% BLACK	HISPANIC	NATIVE AMERICAN	WOMAN
-----------	--------------------	---------------------------	------------------------------------	---------------	------------------------------------	----------	-----------------	-------

T \$5,345 \$4,772/89.2% \$573/10.7%

N

S

-TC \$902 \$902/100%

C

475-OFFICE OF PUBLIC UTILITY COUNSEL-Commodity Purchasing Unadjusted Goal is 12.6%

FUND TYPE	TOTAL EXPENDITURES	TOTAL SPENT WITH NON-HUBS	TOTAL SPENT WITH **ADJ. HUBS 11.5%	TOTAL SPENT WITH *OTHER HUBS 1.1%	BLACK	**ADJUSTED HUB GOAL 11.5% HISPANIC	WOMAN	*OTHER HUB GOAL 1.1% ASIAN PACIFIC	NATIVE AMERICAN
-----------	--------------------	---------------------------	------------------------------------	-----------------------------------	-------	---------------------------------------	-------	---------------------------------------	-----------------

T \$13,406 \$11,389/84.9% \$1,757/13.1% \$260/1.93%

N

S

-TC \$10,438 \$10,438/100%

C

DB = DEBIT (NEGATIVE AMOUNT) * = OTHER HUBS ** = ADJUSTED HUBS *** = DOLLARS REPORTED BUT NOT SHOWN IN THESE COLUMNS. SEE COVER LETTER PARA. 4
T=TREASURY, N=NON-TREASURY, S=SUBCONTRACTOR FUNDS & PROCUREMENT CARD HUB PURCHASES, TC=TERM CONTRACT, C=CONSOLIDATED. SEE PAGE 4 OF HUB REPORT FOR FUND TYPE DESCRIPTION.

476-TEXAS RACING COMMISSION-Heavy Construction Unadjusted Goal is 11.9%

FUND TYPE	TOTAL EXPENDITURES	TOTAL SPENT WITH NON-HUBS AMOUNT/%	TOTAL SPENT WITH **ADJ. HUBS 6.6% AMOUNT/%	TOTAL SPENT WITH *OTHER HUBS 5.3% AMOUNT/%	ASIAN PACIFIC AMOUNT/%	BLACK AMOUNT/%	HISPANIC AMOUNT/%	NATIVE AMERICAN AMOUNT/%	*OTHER HUB GOAL 5.3% WOMAN AMOUNT/%
-----------	--------------------	------------------------------------	--	--	------------------------	----------------	-------------------	--------------------------	-------------------------------------

T
N
S
-TC

C

476-TEXAS RACING COMMISSION-Building Construction Unadjusted Goal is 26.1%

FUND TYPE	TOTAL EXPENDITURES	TOTAL SPENT WITH NON-HUBS	TOTAL SPENT WITH **ADJ. HUBS 25.1%	TOTAL SPENT WITH *OTHER HUBS 1.0%	BLACK	HISPANIC	WOMAN	ASIAN PACIFIC	NATIVE AMERICAN	*OTHER HUB GOAL 1.0%
-----------	--------------------	---------------------------	------------------------------------	-----------------------------------	-------	----------	-------	---------------	-----------------	----------------------

T
N
S
-TC

C

476-TEXAS RACING COMMISSION-Special Trade Unadjusted Goal is 57.2%

FUND TYPE	TOTAL EXPENDITURES	TOTAL SPENT WITH NON-HUBS	TOTAL SPENT WITH **ADJ. HUBS 47.0%	TOTAL SPENT WITH *OTHER HUBS 10.2%	BLACK	HISPANIC	ASIAN PACIFIC	NATIVE AMERICAN	WOMAN	*OTHER HUB GOAL 10.2%
-----------	--------------------	---------------------------	------------------------------------	------------------------------------	-------	----------	---------------	-----------------	-------	-----------------------

T
N
S
-TC

C

476-TEXAS RACING COMMISSION-Professional Services Unadjusted Goal is 20.0%

FUND TYPE	TOTAL EXPENDITURES	TOTAL SPENT WITH NON-HUBS	TOTAL SPENT WITH **ADJ. HUBS 18.1%	TOTAL SPENT WITH *OTHER HUBS 1.9%	BLACK	HISPANIC	WOMAN	ASIAN PACIFIC	NATIVE AMERICAN	*OTHER HUB GOAL 1.9%
-----------	--------------------	---------------------------	------------------------------------	-----------------------------------	-------	----------	-------	---------------	-----------------	----------------------

T
N
S
-TC

C

476-TEXAS RACING COMMISSION-Other Services Unadjusted Goal is 33.0%

FUND TYPE	TOTAL EXPENDITURES	TOTAL SPENT WITH NON-HUBS	TOTAL SPENT WITH **ADJ. HUBS 33.0%	ASIAN PACIFIC	BLACK	HISPANIC	NATIVE AMERICAN	WOMAN
-----------	--------------------	---------------------------	------------------------------------	---------------	-------	----------	-----------------	-------

T
N
S
-TC

C

476-TEXAS RACING COMMISSION-Commodity Purchasing Unadjusted Goal is 12.6%

FUND TYPE	TOTAL EXPENDITURES	TOTAL SPENT WITH NON-HUBS	TOTAL SPENT WITH **ADJ. HUBS 11.5%	TOTAL SPENT WITH *OTHER HUBS 1.1%	BLACK	HISPANIC	WOMAN	ASIAN PACIFIC	NATIVE AMERICAN	*OTHER HUB GOAL 1.1%
-----------	--------------------	---------------------------	------------------------------------	-----------------------------------	-------	----------	-------	---------------	-----------------	----------------------

T
N
S
-TC

C

DB = DEBIT (NEGATIVE AMOUNT) * = OTHER HUBS ** = ADJUSTED HUBS *** = DOLLARS REPORTED BUT NOT SHOWN IN THESE COLUMNS. SEE COVER LETTER PARA. 4
T=TREASURY, N=NON-TREASURY, S=SUBCONTRACTOR FUNDS & PROCUREMENT CARD HUB PURCHASES, TC=TERM CONTRACT, C=CONSOLIDATED. SEE PAGE 4 OF HUB REPORT FOR FUND TYPE DESCRIPTION.

478-RESEARCH & OVERSIGHT WORKERS' COUNCIL-Heavy Construction Unadjusted Goal is 11.9%

FUND TYPE	TOTAL EXPENDITURES	TOTAL SPENT WITH NON-HUBS AMOUNT/%	TOTAL SPENT WITH **ADJ. HUBS 6.6% AMOUNT/%	TOTAL SPENT WITH *OTHER HUBS 5.3% AMOUNT/%	ASIAN PACIFIC AMOUNT/%	BLACK AMOUNT/%	HISPANIC AMOUNT/%	NATIVE AMERICAN AMOUNT/%	*OTHER HUB GOAL 5.3% WOMAN AMOUNT/%
T									
N									
S									
-TC									
C									

478-RESEARCH & OVERSIGHT WORKERS' COUNCIL-Building Construction Unadjusted Goal is 26.1%

FUND TYPE	TOTAL EXPENDITURES	TOTAL SPENT WITH NON-HUBS	TOTAL SPENT WITH **ADJ. HUBS 25.1%	TOTAL SPENT WITH *OTHER HUBS 1.0%	BLACK	HISPANIC	WOMAN	ASIAN PACIFIC	NATIVE AMERICAN	*OTHER HUB GOAL 1.0%
T										
N										
S										
-TC										
C										

478-RESEARCH & OVERSIGHT WORKERS' COUNCIL-Special Trade Unadjusted Goal is 57.2%

FUND TYPE	TOTAL EXPENDITURES	TOTAL SPENT WITH NON-HUBS	TOTAL SPENT WITH **ADJ. HUBS 47.0%	TOTAL SPENT WITH *OTHER HUBS 10.2%	BLACK	HISPANIC	ASIAN PACIFIC	NATIVE AMERICAN	WOMAN	*OTHER HUB GOAL 10.2%
T										
N										
S										
-TC										
C										

478-RESEARCH & OVERSIGHT WORKERS' COUNCIL-Professional Services Unadjusted Goal is 20.0%

FUND TYPE	TOTAL EXPENDITURES	TOTAL SPENT WITH NON-HUBS	TOTAL SPENT WITH **ADJ. HUBS 18.1%	TOTAL SPENT WITH *OTHER HUBS 1.9%	BLACK	HISPANIC	WOMAN	ASIAN PACIFIC	NATIVE AMERICAN	*OTHER HUB GOAL 1.9%
T										
N										
S										
-TC										
C										

478-RESEARCH & OVERSIGHT WORKERS' COUNCIL-Other Services Unadjusted Goal is 33.0%

FUND TYPE	TOTAL EXPENDITURES	TOTAL SPENT WITH NON-HUBS	TOTAL SPENT WITH **ADJ. HUBS 33.0%	ASIAN PACIFIC	BLACK	HISPANIC	NATIVE AMERICAN	WOMAN
T	\$4,945	\$4,756/96.1%	\$188/3.80%					\$188/3.80%
N								
S								
-TC								
C	\$4,945	\$4,756/96.1%	\$188/3.80%					\$188/3.80%

478-RESEARCH & OVERSIGHT WORKERS' COUNCIL-Commodity Purchasing Unadjusted Goal is 12.6%

FUND TYPE	TOTAL EXPENDITURES	TOTAL SPENT WITH NON-HUBS	TOTAL SPENT WITH **ADJ. HUBS 11.5%	TOTAL SPENT WITH *OTHER HUBS 1.1%	BLACK	HISPANIC	WOMAN	ASIAN PACIFIC	NATIVE AMERICAN	*OTHER HUB GOAL 1.1%
T	\$4,641	\$3,539/76.2%	\$498/10.7%	\$603/12.9%		\$498/10.7%			\$603/12.9%	
N										
S										
-TC	\$2,015	\$2,015/100%								
C	\$2,625	\$1,523/58.0%	\$498/19.0%	\$603/22.9%		\$498/19.0%			\$603/22.9%	

DB = DEBIT (NEGATIVE AMOUNT) * = OTHER HUBS ** = ADJUSTED HUBS *** = DOLLARS REPORTED BUT NOT SHOWN IN THESE COLUMNS. SEE COVER LETTER PARA. 4
T-TREASURY, N-NON-TREASURY, S-SUBCONTRACTOR FUNDS & PROCUREMENT CARD HUB PURCHASES, TC-TERM CONTRACT, C-CONSOLIDATED. SEE PAGE 4 OF HUB REPORT FOR FUND TYPE DESCRIPTION.

479-STATE OFFICE OF RISK MANAGEMENT-Heavy Construction Unadjusted Goal is 11.9%

FUND TYPE	TOTAL EXPENDITURES	TOTAL SPENT WITH NON-HUBS AMOUNT/%	TOTAL SPENT WITH **ADJ HUBS 6.6% AMOUNT/%	TOTAL SPENT WITH *OTHER HUBS 5.3% AMOUNT/%	ASIAN PACIFIC AMOUNT/%	**ADJUSTED HUB GOAL 6.6% BLACK AMOUNT/%	HISPANIC AMOUNT/%	NATIVE AMERICAN AMOUNT/%	*OTHER HUB GOAL 5.3% WOMAN AMOUNT/%
-----------	--------------------	------------------------------------	---	--	------------------------	--	-------------------	--------------------------	--

T
N
S
-TC
C

479-STATE OFFICE OF RISK MANAGEMENT-Building Construction Unadjusted Goal is 26.1%

FUND TYPE	TOTAL EXPENDITURES	TOTAL SPENT WITH NON-HUBS	TOTAL SPENT WITH **ADJ HUBS 25.1%	TOTAL SPENT WITH *OTHER HUBS 1.0%	BLACK	**ADJUSTED HUB GOAL 25.1% HISPANIC	WOMAN	*OTHER HUB GOAL 1.0% ASIAN PACIFIC	NATIVE AMERICAN
-----------	--------------------	---------------------------	-----------------------------------	-----------------------------------	-------	---------------------------------------	-------	---------------------------------------	-----------------

T
N
S
-TC
C

479-STATE OFFICE OF RISK MANAGEMENT-Special Trade Unadjusted Goal is 57.2%

FUND TYPE	TOTAL EXPENDITURES	TOTAL SPENT WITH NON-HUBS	TOTAL SPENT WITH **ADJ HUBS 47.0%	TOTAL SPENT WITH *OTHER HUBS 10.2%	BLACK	**ADJUSTED HUB GOAL 47.0% HISPANIC	ASIAN PACIFIC	*OTHER HUB GOAL 10.2% NATIVE AMERICAN	WOMAN
-----------	--------------------	---------------------------	-----------------------------------	------------------------------------	-------	---------------------------------------	---------------	--	-------

T
N
S
-TC
C

479-STATE OFFICE OF RISK MANAGEMENT-Professional Services Unadjusted Goal is 20.0%

FUND TYPE	TOTAL EXPENDITURES	TOTAL SPENT WITH NON-HUBS	TOTAL SPENT WITH **ADJ HUBS 18.1%	TOTAL SPENT WITH *OTHER HUBS 1.8%	BLACK	**ADJUSTED HUB GOAL 18.1% HISPANIC	WOMAN	*OTHER HUB GOAL 1.9% ASIAN PACIFIC	NATIVE AMERICAN
-----------	--------------------	---------------------------	-----------------------------------	-----------------------------------	-------	---------------------------------------	-------	---------------------------------------	-----------------

T
N
S
-TC
C

479-STATE OFFICE OF RISK MANAGEMENT-Other Services Unadjusted Goal is 33.0%

FUND TYPE	TOTAL EXPENDITURES	TOTAL SPENT WITH NON-HUBS	TOTAL SPENT WITH **ADJ HUBS 33.0%	ASIAN PACIFIC	**ADJUSTED HUB GOAL 33.0% BLACK	HISPANIC	NATIVE AMERICAN	WOMAN
-----------	--------------------	---------------------------	-----------------------------------	---------------	------------------------------------	----------	-----------------	-------

T
N
S
-TC
C

479-STATE OFFICE OF RISK MANAGEMENT-Commodity Purchasing Unadjusted Goal is 12.6%

FUND TYPE	TOTAL EXPENDITURES	TOTAL SPENT WITH NON-HUBS	TOTAL SPENT WITH **ADJ HUBS 11.5%	TOTAL SPENT WITH *OTHER HUBS 1.1%	BLACK	**ADJUSTED HUB GOAL 11.5% HISPANIC	WOMAN	*OTHER HUB GOAL 1.1% ASIAN PACIFIC	NATIVE AMERICAN
-----------	--------------------	---------------------------	-----------------------------------	-----------------------------------	-------	---------------------------------------	-------	---------------------------------------	-----------------

T
N
S
-TC
C

DB = DEBIT (NEGATIVE AMOUNT) * = OTHER HUBS ** = ADJUSTED HUBS *** = DOLLARS REPORTED BUT NOT SHOWN IN THESE COLUMNS. SEE COVER LETTER PARA. 4
T=TREASURY, N=NON-TREASURY, S=SUBCONTRACTOR FUNDS & PROCUREMENT CARD HUB PURCHASES, TC=TERM CONTRACT, C=CONSOLIDATED. SEE PAGE 4 OF HUB REPORT FOR FUND TYPE DESCRIPTION.

480-TEXAS DEPT OF ECONOMIC DEVELOPMENT-Heavy Construction Unadjusted Goal is 11.9%

FUND TYPE	TOTAL EXPENDITURES	TOTAL SPENT WITH NON-HUBS AMOUNT/%	TOTAL SPENT WITH **ADJ. HUBS 6.6% AMOUNT/%	TOTAL SPENT WITH *OTHER HUBS 5.3% AMOUNT/%	ASIAN PACIFIC AMOUNT/%	**ADJUSTED HUB GOAL 6.6% BLACK AMOUNT/%	HISPANIC AMOUNT/%	NATIVE AMERICAN AMOUNT/%	*OTHER HUB GOAL 5.3% WOMAN AMOUNT/%
-----------	--------------------	------------------------------------	--	--	------------------------	--	-------------------	--------------------------	--

T
N
S
-TC

C

480-TEXAS DEPT OF ECONOMIC DEVELOPMENT-Building Construction Unadjusted Goal is 26.1%

FUND TYPE	TOTAL EXPENDITURES	TOTAL SPENT WITH NON-HUBS	TOTAL SPENT WITH **ADJ. HUBS 25.1%	TOTAL SPENT WITH *OTHER HUBS 1.0%	BLACK	**ADJUSTED HUB GOAL 25.1% HISPANIC	WOMAN	*OTHER HUB GOAL 1.0% ASIAN PACIFIC	NATIVE AMERICAN
-----------	--------------------	---------------------------	------------------------------------	-----------------------------------	-------	---------------------------------------	-------	---------------------------------------	-----------------

T
N
S
-TC

C

480-TEXAS DEPT OF ECONOMIC DEVELOPMENT-Special Trade Unadjusted Goal is 57.2%

FUND TYPE	TOTAL EXPENDITURES	TOTAL SPENT WITH NON-HUBS	TOTAL SPENT WITH **ADJ. HUBS 47.0%	TOTAL SPENT WITH *OTHER HUBS 10.2%	BLACK	**ADJUSTED HUB GOAL 47.0% HISPANIC	ASIAN PACIFIC	*OTHER HUB GOAL 10.2% NATIVE AMERICAN	WOMAN
-----------	--------------------	---------------------------	------------------------------------	------------------------------------	-------	---------------------------------------	---------------	--	-------

T
N
S
-TC

C

480-TEXAS DEPT OF ECONOMIC DEVELOPMENT-Professional Services Unadjusted Goal is 20.0%

FUND TYPE	TOTAL EXPENDITURES	TOTAL SPENT WITH NON-HUBS	TOTAL SPENT WITH **ADJ. HUBS 18.1%	TOTAL SPENT WITH *OTHER HUBS 1.9%	BLACK	**ADJUSTED HUB GOAL 18.1% HISPANIC	WOMAN	*OTHER HUB GOAL 1.9% ASIAN PACIFIC	NATIVE AMERICAN
-----------	--------------------	---------------------------	------------------------------------	-----------------------------------	-------	---------------------------------------	-------	---------------------------------------	-----------------

T
N
S
-TC

C

480-TEXAS DEPT OF ECONOMIC DEVELOPMENT-Other Services Unadjusted Goal is 33.0%

FUND TYPE	TOTAL EXPENDITURES	TOTAL SPENT WITH NON-HUBS	TOTAL SPENT WITH **ADJ. HUBS 33.0%	ASIAN PACIFIC	BLACK	**ADJUSTED HUB GOAL 33.0% HISPANIC	NATIVE AMERICAN	WOMAN
T	\$4,165,157	\$4,106,924/98.6%	\$58,233/1.39%	\$32,740/.786%		\$24/.000%		\$25,469/.611%
N								
S	***	***	\$1,147,485/36.1%		\$841,071/26.5%	\$30,156/.951%		\$276,258/8.71%
-TC	\$58,105	\$57,844/99.5%	\$261/.450%					\$261/.450%
C	\$4,107,051	\$4,049,079/98.5%	\$1,205,457/29.3%	\$32,740/.797%	\$841,071/20.4%	\$30,180/.734%		\$301,465/7.34%

T
N
S
-TC

C

480-TEXAS DEPT OF ECONOMIC DEVELOPMENT-Commodity Purchasing Unadjusted Goal is 12.6%

FUND TYPE	TOTAL EXPENDITURES	TOTAL SPENT WITH NON-HUBS	TOTAL SPENT WITH **ADJ. HUBS 11.5%	TOTAL SPENT WITH *OTHER HUBS 1.1%	BLACK	**ADJUSTED HUB GOAL 11.5% HISPANIC	WOMAN	*OTHER HUB GOAL 1.1% ASIAN PACIFIC	NATIVE AMERICAN
T	\$213,794	\$168,357/78.7%	\$32,958/15.4%	\$12,478/5.83%	\$10,963/5.12%	\$3,701/1.73%	\$18,293/8.55%	\$12,478/5.83%	
N									
S									
-TC	\$24,000	\$23,555/98.1%	\$445/1.85%				\$445/1.85%		
C	\$189,794	\$144,802/76.2%	\$32,513/17.1%	\$12,478/6.57%	\$10,963/5.77%	\$3,701/1.95%	\$17,848/9.40%	\$12,478/6.57%	

T
N
S
-TC

501-TEXAS DEPARTMENT OF HEALTH-Heavy Construction Unadjusted Goal is 11.9%

FUND TYPE	TOTAL EXPENDITURES	TOTAL SPENT WITH NON-HUBS AMOUNT/%	TOTAL SPENT WITH **ADJ. HUBS 8.6% AMOUNT/%	TOTAL SPENT WITH *OTHER HUBS 5.3% AMOUNT/%	ASIAN PACIFIC AMOUNT/%	**ADJUSTED HUB GOAL 8.6% BLACK AMOUNT/%	HISPANIC AMOUNT/%	NATIVE AMERICAN AMOUNT/%	*OTHER HUB GOAL 5.3% WOMAN AMOUNT/%
-----------	--------------------	------------------------------------	--	--	------------------------	---	-------------------	--------------------------	-------------------------------------

T
N
S
-TC
C

501-TEXAS DEPARTMENT OF HEALTH-Building Construction Unadjusted Goal is 26.1%

FUND TYPE	TOTAL EXPENDITURES	TOTAL SPENT WITH NON-HUBS	TOTAL SPENT WITH **ADJ. HUBS 25.1%	TOTAL SPENT WITH *OTHER HUBS 1.0%	BLACK	HISPANIC	WOMAN	*OTHER HUB GOAL 1.0% ASIAN PACIFIC NATIVE AMERICAN
-----------	--------------------	---------------------------	------------------------------------	-----------------------------------	-------	----------	-------	--

T
N
S
-TC
C

501-TEXAS DEPARTMENT OF HEALTH-Special Trade Unadjusted Goal is 57.2%

FUND TYPE	TOTAL EXPENDITURES	TOTAL SPENT WITH NON-HUBS	TOTAL SPENT WITH **ADJ. HUBS 47.0%	TOTAL SPENT WITH *OTHER HUBS 10.2%	BLACK	HISPANIC	ASIAN PACIFIC	NATIVE AMERICAN	WOMAN
-----------	--------------------	---------------------------	------------------------------------	------------------------------------	-------	----------	---------------	-----------------	-------

T
N
S
-TC
C

501-TEXAS DEPARTMENT OF HEALTH-Professional Services Unadjusted Goal is 20.0%

FUND TYPE	TOTAL EXPENDITURES	TOTAL SPENT WITH NON-HUBS	TOTAL SPENT WITH **ADJ. HUBS 18.1%	TOTAL SPENT WITH *OTHER HUBS 1.9%	BLACK	HISPANIC	WOMAN	*OTHER HUB GOAL 1.9% ASIAN PACIFIC NATIVE AMERICAN
-----------	--------------------	---------------------------	------------------------------------	-----------------------------------	-------	----------	-------	--

T
N
S
-TC
C

501-TEXAS DEPARTMENT OF HEALTH-Other Services Unadjusted Goal is 33.0%

FUND TYPE	TOTAL EXPENDITURES	TOTAL SPENT WITH NON-HUBS	TOTAL SPENT WITH **ADJ. HUBS 33.0%	ASIAN PACIFIC	BLACK	HISPANIC	NATIVE AMERICAN	WOMAN
-----------	--------------------	---------------------------	------------------------------------	---------------	-------	----------	-----------------	-------

T
N
S
-TC
C

501-TEXAS DEPARTMENT OF HEALTH-Commodity Purchasing Unadjusted Goal is 12.6%

FUND TYPE	TOTAL EXPENDITURES	TOTAL SPENT WITH NON-HUBS	TOTAL SPENT WITH **ADJ. HUBS 11.5%	TOTAL SPENT WITH *OTHER HUBS 1.1%	BLACK	HISPANIC	WOMAN	*OTHER HUB GOAL 1.1% ASIAN PACIFIC NATIVE AMERICAN
-----------	--------------------	---------------------------	------------------------------------	-----------------------------------	-------	----------	-------	--

T
N
S
-TC
C

DB = DEBIT (NEGATIVE AMOUNT) * = OTHER HUBS ** = ADJUSTED HUBS *** = DOLLARS REPORTED BUT NOT SHOWN IN THESE COLUMNS. SEE COVER LETTER PARA. 4
T: TREASURY, N: NON-TREASURY, S: SUBCONTRACTOR FUNDS & PROCUREMENT CARD HUB PURCHASES, TC: TERM CONTRACT, C: CONSOLIDATED. SEE PAGE 4 OF HUB REPORT FOR FUND TYPE DESCRIPTION.

502-BOARD OF BARBER EXAMINERS-Heavy Construction Unadjusted Goal is 11.9%

FUND TYPE	TOTAL EXPENDITURES	TOTAL SPENT WITH NON-HUBS AMOUNT/%	TOTAL SPENT WITH **ADJ. HUBS 5.6% AMOUNT/%	TOTAL SPENT WITH *OTHER HUBS 5.3% AMOUNT/%	ASIAN PACIFIC AMOUNT/%	BLACK AMOUNT/%	HISPANIC AMOUNT/%	NATIVE AMERICAN AMOUNT/%	*OTHER HUB GOAL 5.3% WOMAN AMOUNT/%
T									
N									
S									
-TC									
C									

502-BOARD OF BARBER EXAMINERS-Building Construction Unadjusted Goal is 26.1%

FUND TYPE	TOTAL EXPENDITURES	TOTAL SPENT WITH NON-HUBS	TOTAL SPENT WITH **ADJ. HUBS 25.1%	TOTAL SPENT WITH *OTHER HUBS 1.0%	BLACK	HISPANIC	WOMAN	ASIAN PACIFIC	NATIVE AMERICAN	*OTHER HUB GOAL 1.0%
T										
N										
S										
-TC										
C										

502-BOARD OF BARBER EXAMINERS-Special Trade Unadjusted Goal is 57.2%

FUND TYPE	TOTAL EXPENDITURES	TOTAL SPENT WITH NON-HUBS	TOTAL SPENT WITH **ADJ. HUBS 47.0%	TOTAL SPENT WITH *OTHER HUBS 10.2%	BLACK	HISPANIC	ASIAN PACIFIC	NATIVE AMERICAN	WOMAN	*OTHER HUB GOAL 10.2%
T										
N										
S										
-TC										
C										

502-BOARD OF BARBER EXAMINERS-Professional Services Unadjusted Goal is 20.0%

FUND TYPE	TOTAL EXPENDITURES	TOTAL SPENT WITH NON-HUBS	TOTAL SPENT WITH **ADJ. HUBS 18.1%	TOTAL SPENT WITH *OTHER HUBS 1.9%	BLACK	HISPANIC	WOMAN	ASIAN PACIFIC	NATIVE AMERICAN	*OTHER HUB GOAL 1.9%
T	\$855	\$855/100 %								
N										
S										
-TC										
C	\$855	\$855/100 %								

502-BOARD OF BARBER EXAMINERS-Other Services Unadjusted Goal is 33.0%

FUND TYPE	TOTAL EXPENDITURES	TOTAL SPENT WITH NON-HUBS	TOTAL SPENT WITH **ADJ. HUBS 33.0%	ASIAN PACIFIC	BLACK	HISPANIC	NATIVE AMERICAN	WOMAN
T	\$21,254	\$16,808/79.0%	\$4,445/20.9%			\$149/.705%		\$4,295/20.2%
N								
S								
-TC	\$80		\$80/100 %					\$80/100 %
C	\$21,174	\$16,808/79.3%	\$4,365/20.6%			\$149/.708%		\$4,215/19.9%

502-BOARD OF BARBER EXAMINERS-Commodity Purchasing Unadjusted Goal is 12.6%

FUND TYPE	TOTAL EXPENDITURES	TOTAL SPENT WITH NON-HUBS	TOTAL SPENT WITH **ADJ. HUBS 11.5%	TOTAL SPENT WITH *OTHER HUBS 1.1%	BLACK	HISPANIC	WOMAN	ASIAN PACIFIC	NATIVE AMERICAN	*OTHER HUB GOAL 1.1%
T	\$9,531	\$9,419/98.8%	\$112/1.18%				\$112/1.18%			
N										
S										
-TC	\$1,995	\$1,995/100 %								
C	\$7,536	\$7,424/98.5%	\$112/1.49%				\$112/1.49%			

DB = DEBIT (NEGATIVE AMOUNT) * = OTHER HUBS ** = ADJUSTED HUBS *** = DOLLARS REPORTED BUT NOT SHOWN IN THESE COLUMNS. SEE COVER LETTER PARA. 4
T=TREASURY, N=NON-TREASURY, S=SUBCONTRACTOR FUNDS & PROCUREMENT CARD HUB PURCHASES, TC=TERM CONTRACT, C=CONSOLIDATED. SEE PAGE 4 OF HUB REPORT FOR FUND TYPE DESCRIPTION.

FUND TYPE	TOTAL EXPENDITURES	TOTAL SPENT WITH NON-HUBS AMOUNT/%	503-TX STATE BOARD OF MEDICAL EXAMINERS-Heavy Construction Unadjusted Goal is 11.9%		**ADJUSTED HUB GOAL 6.6%				*OTHER HUB GOAL 5.3% WOMAN AMOUNT/%
			TOTAL SPENT WITH **ADJ HUBS 6.6% AMOUNT/%	TOTAL SPENT WITH *OTHER HUBS 5.3% AMOUNT/%	ASIAN PACIFIC AMOUNT/%	BLACK AMOUNT/%	HISPANIC AMOUNT/%	NATIVE AMERICAN AMOUNT/%	

T									
N									
S									
-TC									
C									

FUND TYPE	TOTAL EXPENDITURES	TOTAL SPENT WITH NON-HUBS	503-TX STATE BOARD OF MEDICAL EXAMINERS-Building Construction Unadjusted Goal is 26.1%		**ADJUSTED HUB GOAL 25.1%			*OTHER HUB GOAL 1.0%	
			TOTAL SPENT WITH **ADJ HUBS 25.1%	TOTAL SPENT WITH *OTHER HUBS 1.0%	BLACK	HISPANIC	WOMAN	ASIAN PACIFIC	NATIVE AMERICAN

T									
N									
S									
-TC									
C									

FUND TYPE	TOTAL EXPENDITURES	TOTAL SPENT WITH NON-HUBS	503-TX STATE BOARD OF MEDICAL EXAMINERS-Special Trade Unadjusted Goal is 57.2%		**ADJUSTED HUB GOAL 47.0%		*OTHER HUB GOAL 10.2%		
			TOTAL SPENT WITH **ADJ HUBS 47.0%	TOTAL SPENT WITH *OTHER HUBS 10.2%	BLACK	HISPANIC	ASIAN PACIFIC	NATIVE AMERICAN	WOMAN

T	\$376	\$376/100 %							
N									
S									
-TC									
C	\$376	\$376/100 %							

FUND TYPE	TOTAL EXPENDITURES	TOTAL SPENT WITH NON-HUBS	503-TX STATE BOARD OF MEDICAL EXAMINERS-Professional Services Unadjusted Goal is 20.0%		**ADJUSTED HUB GOAL 18.1%			*OTHER HUB GOAL 1.9%	
			TOTAL SPENT WITH **ADJ HUBS 18.1%	TOTAL SPENT WITH *OTHER HUBS 1.9%	BLACK	HISPANIC	WOMAN	ASIAN PACIFIC	NATIVE AMERICAN

T	\$661	\$661/100 %							
N									
S									
-TC									
C	\$661	\$661/100 %							

FUND TYPE	TOTAL EXPENDITURES	TOTAL SPENT WITH NON-HUBS	503-TX STATE BOARD OF MEDICAL EXAMINERS-Other Services Unadjusted Goal is 33.0%		**ADJUSTED HUB GOAL 33.0%				
			TOTAL SPENT WITH **ADJ HUBS 33.0%	TOTAL SPENT WITH *OTHER HUBS 1.1%	ASIAN PACIFIC	BLACK	HISPANIC	NATIVE AMERICAN	WOMAN

T	\$248,620	\$191,951/77.2%	\$56,668/22.7%		\$1,695/.681%		\$50/.020%		\$54,923/22.0%
N									
S									
-TC	\$27,523	\$27,182/98.7%	\$341/1.23%						\$341/1.23%
C	\$221,096	\$164,769/74.5%	\$56,327/25.4%		\$1,695/.766%		\$50/.022%		\$54,582/24.6%

FUND TYPE	TOTAL EXPENDITURES	TOTAL SPENT WITH NON-HUBS	503-TX STATE BOARD OF MEDICAL EXAMINERS-Commodity Purchasing Unadjusted Goal is 12.6%		**ADJUSTED HUB GOAL 11.5%			*OTHER HUB GOAL 1.1%	
			TOTAL SPENT WITH **ADJ HUBS 11.5%	TOTAL SPENT WITH *OTHER HUBS 1.1%	BLACK	HISPANIC	WOMAN	ASIAN PACIFIC	NATIVE AMERICAN

T	\$110,795	\$91,927/82.9%	\$4,812/4.34%	\$14,055/12.6%	\$1,292/1.16%	\$346/.313%	\$3,173/2.86%	\$14,055/12.6%	
N									
S									
-TC	\$8,954	\$8,689/97.0%	\$186/2.08%	\$78/.876%			\$186/2.08%	\$78/.876%	
C	\$101,840	\$83,237/81.7%	\$4,625/4.54%	\$13,977/13.7%	\$1,292/1.26%	\$346/.340%	\$2,986/2.93%	\$13,977/13.7%	

DB = DEBIT (NEGATIVE AMOUNT) * = OTHER HUBS ** = ADJUSTED HUBS *** = DOLLARS REPORTED BUT NOT SHOWN IN THESE COLUMNS. SEE COVER LETTER PARA. 4
T-TREASURY, N-NON-TREASURY, S-SUBCONTRACTOR FUNDS & PROCUREMENT CARD HUB PURCHASES, TC-TERM CONTRACT, C-CONSOLIDATED. SEE PAGE 4 OF HUB REPORT FOR FUND TYPE DESCRIPTION.

504-BOARD OF DENTAL EXAMINERS-Heavy Construction Unadjusted Goal is 11.9%

FUND TYPE	TOTAL EXPENDITURES	TOTAL SPENT WITH NON-HUBS AMOUNT/%	TOTAL SPENT WITH **ADJ. HUBS 6.6% AMOUNT/%	TOTAL SPENT WITH *OTHER HUBS 5.3% AMOUNT/%	ASIAN PACIFIC AMOUNT/%	**ADJUSTED HUB GOAL 6.6% BLACK AMOUNT/%	HISPANIC AMOUNT/%	NATIVE AMERICAN AMOUNT/%	*OTHER HUB GOAL 5.3% WOMAN AMOUNT/%
T									
N									
S									
-TC									
C									

504-BOARD OF DENTAL EXAMINERS-Building Construction Unadjusted Goal is 26.1%

FUND TYPE	TOTAL EXPENDITURES	TOTAL SPENT WITH NON-HUBS	TOTAL SPENT WITH **ADJ. HUBS 25.1%	TOTAL SPENT WITH *OTHER HUBS 1.0%	BLACK	**ADJUSTED HUB GOAL 25.1% HISPANIC	WOMAN	*OTHER HUB GOAL 1.0% ASIAN PACIFIC	NATIVE AMERICAN
T									
N									
S									
-TC									
C									

504-BOARD OF DENTAL EXAMINERS-Special Trade Unadjusted Goal is 57.2%

FUND TYPE	TOTAL EXPENDITURES	TOTAL SPENT WITH NON-HUBS	TOTAL SPENT WITH **ADJ. HUBS 47.0%	TOTAL SPENT WITH *OTHER HUBS 10.2%	BLACK	**ADJUSTED HUB GOAL 47.0% HISPANIC	ASIAN PACIFIC	*OTHER HUB GOAL 10.2% NATIVE AMERICAN	WOMAN
T	\$89	\$89/100 %							
N									
S									
-TC									
C	\$89	\$89/100 %							

504-BOARD OF DENTAL EXAMINERS-Professional Services Unadjusted Goal is 20.0%

FUND TYPE	TOTAL EXPENDITURES	TOTAL SPENT WITH NON-HUBS	TOTAL SPENT WITH **ADJ. HUBS 18.1%	TOTAL SPENT WITH *OTHER HUBS 1.8%	BLACK	**ADJUSTED HUB GOAL 18.1% HISPANIC	WOMAN	*OTHER HUB GOAL 1.9% ASIAN PACIFIC	NATIVE AMERICAN
T	\$4,822	\$4,822/100 %							
N									
S									
-TC									
C	\$4,822	\$4,822/100 %							

504-BOARD OF DENTAL EXAMINERS-Other Services Unadjusted Goal is 33.0%

FUND TYPE	TOTAL EXPENDITURES	TOTAL SPENT WITH NON-HUBS	TOTAL SPENT WITH **ADJ. HUBS 33.0%	ASIAN PACIFIC	**ADJUSTED HUB GOAL 33.0% BLACK	HISPANIC	NATIVE AMERICAN	WOMAN
T	\$59,752	\$59,583/99.7%	\$168/.282%		\$48/.080%	\$45/.076%		\$74/.125%
N								
S								
-TC	\$2,282	\$2,282/100 %						
C	\$57,470	\$57,301/99.7%	\$168/.293%		\$48/.083%	\$45/.080%		\$74/.130%

504-BOARD OF DENTAL EXAMINERS-Commodity Purchasing Unadjusted Goal is 12.6%

FUND TYPE	TOTAL EXPENDITURES	TOTAL SPENT WITH NON-HUBS	TOTAL SPENT WITH **ADJ. HUBS 11.5%	TOTAL SPENT WITH *OTHER HUBS 1.1%	BLACK	**ADJUSTED HUB GOAL 11.5% HISPANIC	WOMAN	*OTHER HUB GOAL 1.1% ASIAN PACIFIC	NATIVE AMERICAN
T	\$25,675	\$22,361/87.0%	\$2,351/9.15%	\$961/3.74%	\$1,320/5.14%		\$1,031/4.01%	\$961/3.74%	
N									
S									
-TC	\$2,537	\$2,537/100 %							
C	\$23,137	\$19,824/85.6%	\$2,351/10.1%	\$961/4.15%	\$1,320/5.70%		\$1,031/4.45%	\$961/4.15%	

DB = DEBIT (NEGATIVE AMOUNT) * = OTHER HUBS ** = ADJUSTED HUBS *** = DOLLARS REPORTED BUT NOT SHOWN IN THESE COLUMNS. SEE COVER LETTER PARA. 4
T=TREASURY, N=NON-TREASURY, S=SUBCONTRACTOR FUNDS & PROCUREMENT CARD HUB PURCHASES, TC=TERM CONTRACT, C=CONSOLIDATED. SEE PAGE 4 OF HUB REPORT FOR FUND TYPE DESCRIPTION.

505-COSMETOLOGY COMMISSION-Heavy Construction Unadjusted Goal is 11.9%

FUND TYPE	TOTAL EXPENDITURES	TOTAL SPENT WITH NON-HUBS AMOUNT/%	TOTAL SPENT WITH **ADJ. HUBS 6.6% AMOUNT/%	TOTAL SPENT WITH *OTHER HUBS 5.3% AMOUNT/%	ASIAN PACIFIC AMOUNT/%	**ADJUSTED HUB GOAL 6.6% BLACK AMOUNT/%	HISPANIC AMOUNT/%	NATIVE AMERICAN AMOUNT/%	*OTHER HUB GOAL 5.3% WOMAN AMOUNT/%
T									
N									
S									
-TC									
C									

505-COSMETOLOGY COMMISSION-Building Construction Unadjusted Goal is 26.1%

FUND TYPE	TOTAL EXPENDITURES	TOTAL SPENT WITH NON-HUBS	TOTAL SPENT WITH **ADJ. HUBS 25.1%	TOTAL SPENT WITH *OTHER HUBS 1.0%	BLACK	**ADJUSTED HUB GOAL 25.1% HISPANIC	WOMAN	*OTHER HUB GOAL 1.0% ASIAN PACIFIC	NATIVE AMERICAN
T									
N									
S									
-TC									
C									

505-COSMETOLOGY COMMISSION-Special Trade Unadjusted Goal is 57.2%

FUND TYPE	TOTAL EXPENDITURES	TOTAL SPENT WITH NON-HUBS	TOTAL SPENT WITH **ADJ. HUBS 47.0%	TOTAL SPENT WITH *OTHER HUBS 10.2%	BLACK	**ADJUSTED HUB GOAL 47.0% HISPANIC	ASIAN PACIFIC	*OTHER HUB GOAL 10.2% NATIVE AMERICAN	WOMAN
T									
N									
S									
-TC									
C									

505-COSMETOLOGY COMMISSION-Professional Services Unadjusted Goal is 20.0%

FUND TYPE	TOTAL EXPENDITURES	TOTAL SPENT WITH NON-HUBS	TOTAL SPENT WITH **ADJ. HUBS 18.1%	TOTAL SPENT WITH *OTHER HUBS 1.9%	BLACK	**ADJUSTED HUB GOAL 18.1% HISPANIC	WOMAN	*OTHER HUB GOAL 1.9% ASIAN PACIFIC	NATIVE AMERICAN
T									
N									
S									
-TC									
C									

505-COSMETOLOGY COMMISSION-Other Services Unadjusted Goal is 33.0%

FUND TYPE	TOTAL EXPENDITURES	TOTAL SPENT WITH NON-HUBS	TOTAL SPENT WITH **ADJ. HUBS 33.0%	ASIAN PACIFIC	**ADJUSTED HUB GOAL 33.0% BLACK	HISPANIC	NATIVE AMERICAN	WOMAN
T	\$90,534	\$80,133/88.5%	\$10,401/11.4%	\$7,212/7.96%		\$1,005/1.11%		\$2,183/2.41%
N								
S								
-TC	\$7,079	\$7,079/100%						
C	\$83,454	\$73,053/87.5%	\$10,401/12.4%	\$7,212/8.64%		\$1,005/1.20%		\$2,183/2.61%

505-COSMETOLOGY COMMISSION-Commodity Purchasing Unadjusted Goal is 12.6%

FUND TYPE	TOTAL EXPENDITURES	TOTAL SPENT WITH NON-HUBS	TOTAL SPENT WITH **ADJ. HUBS 11.5%	TOTAL SPENT WITH *OTHER HUBS 1.1%	BLACK	**ADJUSTED HUB GOAL 11.5% HISPANIC	WOMAN	*OTHER HUB GOAL 1.1% ASIAN PACIFIC	NATIVE AMERICAN
T	\$119,576	\$55,750/46.6%	\$57,408/48.0%	\$6,417/5.36%		\$1,413/1.18%	\$55,994/46.8%	\$6,417/5.36%	
N									
S									
-TC	\$31,593	\$31,593/100%							
C	\$87,983	\$24,157/27.4%	\$57,408/65.2%	\$6,417/7.29%		\$1,413/1.60%	\$55,994/63.6%	\$6,417/7.29%	

DB = DEBIT (NEGATIVE AMOUNT) * = OTHER HUBS ** = ADJUSTED HUBS *** = DOLLARS REPORTED BUT NOT SHOWN IN THESE COLUMNS. SEE COVER LETTER PARA. 4
T=TREASURY, N=NON-TREASURY, S=SUBCONTRACTOR FUNDS & PROCUREMENT CARD HUB PURCHASES, TC-TERM CONTRACT, C=CONSOLIDATED. SEE PAGE 4 OF HUB REPORT FOR FUND TYPE DESCRIPTION.

FUND TYPE	TOTAL EXPENDITURES	TOTAL SPENT WITH NON-HUBS AMOUNT/%	506-UT M D ANDERSON CANCER CENTER-Heavy Construction Unadjusted Goal is 11.9%		**ADJUSTED HUB GOAL 6.6%				*OTHER HUB GOAL 5.3% WDMAN AMOUNT/%
			TOTAL SPENT WITH **ADJ. HUBS 6.6% AMOUNT/%	TOTAL SPENT WITH *OTHER HUBS 5.3% AMOUNT/%	ASIAN PACIFIC AMOUNT/%	BLACK AMOUNT/%	HISPANIC AMOUNT/%	NATIVE AMERICAN AMOUNT/%	

T									
N									
S									
-TC									
C									

FUND TYPE	TOTAL EXPENDITURES	TOTAL SPENT WITH NON-HUBS	506-UT M D ANDERSON CANCER CENTER-Building Construction Unadjusted Goal is 26.1%		**ADJUSTED HUB GOAL 25.1%			*OTHER HUB GOAL 1.0%	
			TOTAL SPENT WITH **ADJ. HUBS 25.1%	TOTAL SPENT WITH *OTHER HUBS 1.0%	BLACK	HISPANIC	WOMAN	ASIAN PACIFIC	NATIVE AMERICAN

T	\$24,055	\$24,055/100 %							
N									
S									
-TC									
C	\$24,055	\$24,055/100 %							

FUND TYPE	TOTAL EXPENDITURES	TOTAL SPENT WITH NON-HUBS	506-UT M D ANDERSON CANCER CENTER-Special Trade Unadjusted Goal is 57.2%		**ADJUSTED HUB GOAL 47.0%			*OTHER HUB GOAL 10.2%		
			TOTAL SPENT WITH **ADJ. HUBS 47.0%	TOTAL SPENT WITH *OTHER HUBS 10.2%	BLACK	HISPANIC	WOMAN	ASIAN PACIFIC	NATIVE AMERICAN	WOMAN

T	\$6,894,918	\$2,741,924/39.7%	\$4,109,785/59.6%	\$43,208/.626%	\$2,971/.043%	\$4,106,813/59.5%	\$8,925/.128%		\$34,283/.497%
N	***	***							
S									
-TC									
C	\$6,894,918	\$2,741,924/39.7%	\$4,109,785/59.6%	\$43,208/.626%	\$2,971/.043%	\$4,106,813/59.5%	\$8,925/.128%		\$34,283/.497%

FUND TYPE	TOTAL EXPENDITURES	TOTAL SPENT WITH NON-HUBS	506-UT M D ANDERSON CANCER CENTER-Professional Services Unadjusted Goal is 20.0%		**ADJUSTED HUB GOAL 18.1%			*OTHER HUB GOAL 1.9%	
			TOTAL SPENT WITH **ADJ. HUBS 18.1%	TOTAL SPENT WITH *OTHER HUBS 1.9%	BLACK	HISPANIC	WOMAN	ASIAN PACIFIC	NATIVE AMERICAN

T	\$1,657,889	\$1,221,062/73.6%	\$326,468/19.6%	\$110,358/6.65%	\$14,433/.870%		\$312,035/18.8%	\$110,358/6.65%	
N									
S									
-TC									
C	\$1,657,889	\$1,221,062/73.6%	\$326,468/19.6%	\$110,358/6.65%	\$14,433/.870%		\$312,035/18.8%	\$110,358/6.65%	

FUND TYPE	TOTAL EXPENDITURES	TOTAL SPENT WITH NON-HUBS	506-UT M D ANDERSON CANCER CENTER-Other Services Unadjusted Goal is 33.0%		**ADJUSTED HUB GOAL 33.0%				
			TOTAL SPENT WITH **ADJ. HUBS 33.0%		ASIAN PACIFIC	BLACK	HISPANIC	NATIVE AMERICAN	WOMAN

T	\$158,448	\$158,448/100 %							
N	\$33,457,781	\$29,213,704/87.3%	\$4,244,076/12.6%	\$89,779/.703%	\$1,097,783/3.28%	\$232,200/.694%	\$1,800,739/5.38%		\$1,113,353/3.32%
S	***	***							\$89,779/.703%
-TC									
C	\$33,616,229	\$29,372,153/87.3%	\$4,333,855/12.8%		\$1,097,783/3.28%	\$232,200/.690%	\$1,800,739/5.35%		\$1,203,132/3.57%

FUND TYPE	TOTAL EXPENDITURES	TOTAL SPENT WITH NON-HUBS	506-UT M D ANDERSON CANCER CENTER-Commodity Purchasing Unadjusted Goal is 12.6%		**ADJUSTED HUB GOAL 11.5%			*OTHER HUB GOAL 1.1%	
			TOTAL SPENT WITH **ADJ. HUBS 11.5%	TOTAL SPENT WITH *OTHER HUBS 1.1%	BLACK	HISPANIC	WOMAN	ASIAN PACIFIC	NATIVE AMERICAN

T	\$1,131		\$1,131/100 %						\$1,131/100 %
N	\$77,085,321	\$75,928,776/98.4%	\$1,058,444/1.37%	\$98,100/.127%	\$170,753/.221%	\$333,794/.433%	\$553,896/.718%	\$54,108/.070%	\$43,991/.057%
S	***	***	\$2,290,861/6.61%	\$301,958/.872%	\$2,255,403/6.51%	\$34,811/.100%	\$666/.001%	\$301,958/.872%	
-TC	\$104,881	\$104,881/100 %							
C	\$76,981,571	\$75,823,895/98.4%	\$3,349,325/4.35%	\$401,189/.521%	\$2,428,156/3.15%	\$368,605/.478%	\$554,563/.720%	\$357,198/.464%	\$43,991/.057%

DB = DEBIT (NEGATIVE AMOUNT) * = OTHER HUBS ** = ADJUSTED HUBS *** = DOLLARS REPORTED BUT NOT SHOWN IN THESE COLUMNS. SEE COVER LETTER PARA. 4
T=TREASURY, N=NON-TREASURY, S=SUBCONTRACTOR FUNDS & PROCUREMENT CARD HUB PURCHASES, TC=TERM CONTRACT, C=CONSOLIDATED. SEE PAGE 4 OF HUB REPORT FOR FUND TYPE DESCRIPTION.

507-BOARD OF NURSE EXAMINERS-Heavy Construction Unadjusted Goal is 11.9%

FUND TYPE	TOTAL EXPENDITURES	TOTAL SPENT WITH NON-HUBS AMOUNT/%	TOTAL SPENT WITH **ADJ. HUBS 5.6% AMOUNT/%	TOTAL SPENT WITH *OTHER HUBS 5.3% AMOUNT/%	ASIAN PACIFIC AMOUNT/%	**ADJUSTED HUB GOAL 6.6% BLACK AMOUNT/%	HISPANIC AMOUNT/%	NATIVE AMERICAN AMOUNT/%	*OTHER HUB GOAL 5.3% WOMAN AMOUNT/%
T									
N									
S									
-TC									
C									

507-BOARD OF NURSE EXAMINERS-Building Construction Unadjusted Goal is 26.1%

FUND TYPE	TOTAL EXPENDITURES	TOTAL SPENT WITH NON-HUBS	TOTAL SPENT WITH **ADJ. HUBS 25.1%	TOTAL SPENT WITH *OTHER HUBS 1.0%	BLACK	**ADJUSTED HUB GOAL 25.1% HISPANIC	WOMAN	*OTHER HUB GOAL 1.0% ASIAN PACIFIC	NATIVE AMERICAN
T									
N									
S									
-TC									
C									

507-BOARD OF NURSE EXAMINERS-Special Trade Unadjusted Goal is 57.2%

FUND TYPE	TOTAL EXPENDITURES	TOTAL SPENT WITH NON-HUBS	TOTAL SPENT WITH **ADJ. HUBS 47.0%	TOTAL SPENT WITH *OTHER HUBS 10.2%	BLACK	**ADJUSTED HUB GOAL 47.0% HISPANIC	ASIAN PACIFIC	*OTHER HUB GOAL 10.2% NATIVE AMERICAN	WOMAN
T									
N									
S									
-TC									
C									

507-BOARD OF NURSE EXAMINERS-Professional Services Unadjusted Goal is 20.0%

FUND TYPE	TOTAL EXPENDITURES	TOTAL SPENT WITH NON-HUBS	TOTAL SPENT WITH **ADJ. HUBS 18.1%	TOTAL SPENT WITH *OTHER HUBS 1.8%	BLACK	**ADJUSTED HUB GOAL 18.1% HISPANIC	WOMAN	*OTHER HUB GOAL 1.9% ASIAN PACIFIC	NATIVE AMERICAN
T									
N									
S									
-TC									
C									

507-BOARD OF NURSE EXAMINERS-Other Services Unadjusted Goal is 33.0%

FUND TYPE	TOTAL EXPENDITURES	TOTAL SPENT WITH NON-HUBS	TOTAL SPENT WITH **ADJ. HUBS 33.0%	ASIAN PACIFIC	**ADJUSTED HUB GOAL 33.0% BLACK	HISPANIC	NATIVE AMERICAN	WOMAN
T	\$416,785	\$314,597/75.4%	\$102,188/24.5%			\$13,166/3.15%		\$89,021/21.3%
N								
S								
-TC	\$161	\$161/100%						
C	\$416,624	\$314,436/75.4%	\$102,188/24.5%			\$13,166/3.16%		\$89,021/21.3%

507-BOARD OF NURSE EXAMINERS-Commodity Purchasing Unadjusted Goal is 12.6%

FUND TYPE	TOTAL EXPENDITURES	TOTAL SPENT WITH NON-HUBS	TOTAL SPENT WITH **ADJ. HUBS 11.5%	TOTAL SPENT WITH *OTHER HUBS 1.1%	BLACK	**ADJUSTED HUB GOAL 11.5% HISPANIC	WOMAN	*OTHER HUB GOAL 1.1% ASIAN PACIFIC	NATIVE AMERICAN
T	\$106,839	\$74,758/69.9%	\$32,080/30.0%					\$32,080/30.0%	
N									
S									
-TC									
C	\$106,839	\$74,758/69.9%	\$32,080/30.0%					\$32,080/30.0%	

DB = DEBIT (NEGATIVE AMOUNT) * = OTHER HUBS ** = ADJUSTED HUBS *** = DOLLARS REPORTED BUT NOT SHOWN IN THESE COLUMNS. SEE COVER LETTER PARA. 4
T=TREASURY, N=NON-TREASURY, S=SUBCONTRACTOR FUNDS & PROCUREMENT CARD HUB PURCHASES, TC-TERM CONTRACT, C=CONSOLIDATED. SEE PAGE 4 OF HUB REPORT FOR FUND TYPE DESCRIPTION.

508-BOARD OF CHIROPRACTIC EXAMINERS-Heavy Construction Unadjusted Goal is 11.9%

FUND TYPE	TOTAL EXPENDITURES	TOTAL SPENT WITH NON-HUBS AMOUNT/%	TOTAL SPENT WITH **ADJ. HUBS 8.6% AMOUNT/%	TOTAL SPENT WITH *OTHER HUBS 5.3% AMOUNT/%	ASIAN PACIFIC AMOUNT/%	**ADJUSTED HUB GOAL 6.6% BLACK AMOUNT/%	HISPANIC AMOUNT/%	NATIVE AMERICAN AMOUNT/%	*OTHER HUB GOAL 5.3% WOMAN AMOUNT/%
T									
N									
S									
-TC									
C									

508-BOARD OF CHIROPRACTIC EXAMINERS-Building Construction Unadjusted Goal is 26.1%

FUND TYPE	TOTAL EXPENDITURES	TOTAL SPENT WITH NON-HUBS	TOTAL SPENT WITH **ADJ. HUBS 25.1% AMOUNT/%	TOTAL SPENT WITH *OTHER HUBS 1.0% AMOUNT/%	BLACK	**ADJUSTED HUB GOAL 25.1% HISPANIC	WOMAN	*OTHER HUB GOAL 1.0% ASIAN PACIFIC	NATIVE AMERICAN
T									
N									
S									
-TC									
C									

508-BOARD OF CHIROPRACTIC EXAMINERS-Special Trade Unadjusted Goal is 57.2%

FUND TYPE	TOTAL EXPENDITURES	TOTAL SPENT WITH NON-HUBS	TOTAL SPENT WITH **ADJ. HUBS 47.0% AMOUNT/%	TOTAL SPENT WITH *OTHER HUBS 10.2% AMOUNT/%	BLACK	**ADJUSTED HUB GOAL 47.0% HISPANIC	ASIAN PACIFIC	NATIVE AMERICAN	WOMAN
T									
N									
S									
-TC									
C									

508-BOARD OF CHIROPRACTIC EXAMINERS-Professional Services Unadjusted Goal is 20.0%

FUND TYPE	TOTAL EXPENDITURES	TOTAL SPENT WITH NON-HUBS	TOTAL SPENT WITH **ADJ. HUBS 18.1% AMOUNT/%	TOTAL SPENT WITH *OTHER HUBS 1.9% AMOUNT/%	BLACK	**ADJUSTED HUB GOAL 18.1% HISPANIC	WOMAN	*OTHER HUB GOAL 1.9% ASIAN PACIFIC	NATIVE AMERICAN
T	\$4,656	\$4,006/86.0%	\$650/13.9%				\$650/13.9%		
N									
S									
-TC									
C	\$4,656	\$4,006/86.0%	\$650/13.9%				\$650/13.9%		

508-BOARD OF CHIROPRACTIC EXAMINERS-Other Services Unadjusted Goal is 33.0%

FUND TYPE	TOTAL EXPENDITURES	TOTAL SPENT WITH NON-HUBS	TOTAL SPENT WITH **ADJ. HUBS 33.0% AMOUNT/%	TOTAL SPENT WITH *OTHER HUBS 1.1% AMOUNT/%	ASIAN PACIFIC	**ADJUSTED HUB GOAL 33.0% BLACK	HISPANIC	NATIVE AMERICAN	WOMAN
T	\$7,186	\$3,749/52.1%	\$3,437/47.8%						\$3,437/47.8%
N									
S									
-TC	\$226	\$226/100%							
C	\$6,960	\$3,522/50.6%	\$3,437/49.3%						\$3,437/49.3%

508-BOARD OF CHIROPRACTIC EXAMINERS-Commodity Purchasing Unadjusted Goal is 12.6%

FUND TYPE	TOTAL EXPENDITURES	TOTAL SPENT WITH NON-HUBS	TOTAL SPENT WITH **ADJ. HUBS 11.5% AMOUNT/%	TOTAL SPENT WITH *OTHER HUBS 1.1% AMOUNT/%	BLACK	**ADJUSTED HUB GOAL 11.5% HISPANIC	WOMAN	*OTHER HUB GOAL 1.1% ASIAN PACIFIC	NATIVE AMERICAN
T	\$16,985	\$8,933/52.5%	\$5,404/31.8%	\$2,648/15.5%			\$5,404/31.8%	\$2,648/15.5%	
N									
S									
-TC	\$2,012	\$2,012/100%							
C	\$14,973	\$6,921/46.2%	\$5,404/36.0%	\$2,648/17.6%			\$5,404/36.0%	\$2,648/17.6%	

DB = DEBIT (NEGATIVE AMOUNT) * = OTHER HUBS ** = ADJUSTED HUBS *** = DOLLARS REPORTED BUT NOT SHOWN IN THESE COLUMNS. SEE COVER LETTER PARA. 4
T-TREASURY, N-NON-TREASURY, S-SUBCONTRACTOR FUNDS & PROCUREMENT CARD HUB PURCHASES, TC-TERM CONTRACT, C-CONSOLIDATED. SEE PAGE 4 OF HUB REPORT FOR FUND TYPE DESCRIPTION.

FUND TYPE	TOTAL EXPENDITURES	TOTAL SPENT WITH NON-HUBS AMOUNT/%	511-BOARD OF VOCATIONAL NURSE EXAMINERS-Heavy Construction Unadjusted Goal is 11.9%		**ADJUSTED HUB GOAL 6.6%				*OTHER HUB GOAL 5.3% WOMAN AMOUNT/%
			TOTAL SPENT WITH **ADJ. HUBS 6.6% AMOUNT/%	TOTAL SPENT WITH *OTHER HUBS 5.3% AMOUNT/%	ASIAN PACIFIC AMOUNT/%	BLACK AMOUNT/%	HISPANIC AMOUNT/%	NATIVE AMERICAN AMOUNT/%	

T
N
S
-TC

C

FUND TYPE	TOTAL EXPENDITURES	TOTAL SPENT WITH NON-HUBS	511-BOARD OF VOCATIONAL NURSE EXAMINERS-Building Construction Unadjusted Goal is 26.1%		**ADJUSTED HUB GOAL 25.1%			*OTHER HUB GOAL 1.0% ASIAN PACIFIC NATIVE AMERICAN
			TOTAL SPENT WITH **ADJ. HUBS 25.1%	TOTAL SPENT WITH *OTHER HUBS 1.0%	BLACK	HISPANIC	WOMAN	

T
N
S
-TC

C

FUND TYPE	TOTAL EXPENDITURES	TOTAL SPENT WITH NON-HUBS	511-BOARD OF VOCATIONAL NURSE EXAMINERS-Special Trade Unadjusted Goal is 57.2%		**ADJUSTED HUB GOAL 47.0%		*OTHER HUB GOAL 10.2% ASIAN PACIFIC NATIVE AMERICAN WOMAN
			TOTAL SPENT WITH **ADJ. HUBS 47.0%	TOTAL SPENT WITH *OTHER HUBS 10.2%	BLACK	HISPANIC	

T
N
S
-TC

C

FUND TYPE	TOTAL EXPENDITURES	TOTAL SPENT WITH NON-HUBS	511-BOARD OF VOCATIONAL NURSE EXAMINERS-Professional Services Unadjusted Goal is 20.0%		**ADJUSTED HUB GOAL 18.1%			*OTHER HUB GOAL 1.9% ASIAN PACIFIC NATIVE AMERICAN
			TOTAL SPENT WITH **ADJ. HUBS 18.1%	TOTAL SPENT WITH *OTHER HUBS 1.9%	BLACK	HISPANIC	WOMAN	

T
N
S
-TC

C

FUND TYPE	TOTAL EXPENDITURES	TOTAL SPENT WITH NON-HUBS	511-BOARD OF VOCATIONAL NURSE EXAMINERS-Other Services Unadjusted Goal is 33.0%		**ADJUSTED HUB GOAL 33.0%				
			TOTAL SPENT WITH **ADJ. HUBS 33.0%	TOTAL SPENT WITH *OTHER HUBS 1.1%	ASIAN PACIFIC	BLACK	HISPANIC	NATIVE AMERICAN	WOMAN

T \$169,494 \$161,921/95.5%
N
S
-TC \$5,400 \$5,400/100%

C \$164,094 \$156,521/95.3%

\$7,573/4.46%
\$7,064/4.16% \$508/.300%
\$7,573/4.61% \$7,064/4.30% \$508/.309%

FUND TYPE	TOTAL EXPENDITURES	TOTAL SPENT WITH NON-HUBS	511-BOARD OF VOCATIONAL NURSE EXAMINERS-Commodity Purchasing Unadjusted Goal is 12.6%		**ADJUSTED HUB GOAL 11.5%			*OTHER HUB GOAL 1.1% ASIAN PACIFIC NATIVE AMERICAN
			TOTAL SPENT WITH **ADJ. HUBS 11.5%	TOTAL SPENT WITH *OTHER HUBS 1.1%	BLACK	HISPANIC	WOMAN	

T \$22,902 \$21,924/95.7%
N
S
-TC

C \$22,902 \$21,924/95.7%

\$274/1.20% \$702/3.06%
\$274/1.20% \$702/3.06%

DB = DEBIT (NEGATIVE AMOUNT) * = OTHER HUBS ** = ADJUSTED HUBS *** = DOLLARS REPORTED BUT NOT SHOWN IN THESE COLUMNS. SEE COVER LETTER PARA. 4
T-TREASURY, N-NON-TREASURY, S-SUBCONTRACTOR FUNDS & PROCUREMENT CARD HUB PURCHASES, TC-TERM CONTRACT, C-CONSOLIDATED. SEE PAGE 4 OF HUB REPORT FOR FUND TYPE DESCRIPTION.

512-TX STATE BOARD OF PODIATRIC MED EXAM-Heavy Construction Unadjusted Goal is 11.9%

FUND TYPE	TOTAL EXPENDITURES	TOTAL SPENT WITH NON-HUBS AMOUNT/%	TOTAL SPENT WITH **ADJ HUBS 6.6% AMOUNT/%	TOTAL SPENT WITH *OTHER HUBS 5.3% AMOUNT/%	ASIAN PACIFIC AMOUNT/%	**ADJUSTED HUB GOAL 6.6% BLACK AMOUNT/%	HISPANIC AMOUNT/%	NATIVE AMERICAN AMOUNT/%	*OTHER HUB GOAL 5.3% WOMAN AMOUNT/%
T									
N									
S									
-TC									
C									

512-TX STATE BOARD OF PODIATRIC MED EXAM-Building Construction Unadjusted Goal is 26.1%

FUND TYPE	TOTAL EXPENDITURES	TOTAL SPENT WITH NON-HUBS	TOTAL SPENT WITH **ADJ HUBS 25.1%	TOTAL SPENT WITH *OTHER HUBS 1.0%	BLACK	**ADJUSTED HUB GOAL 25.1% HISPANIC	WOMAN	*OTHER HUB GOAL 1.0% ASIAN PACIFIC	NATIVE AMERICAN
T									
N									
S									
-TC									
C									

512-TX STATE BOARD OF PODIATRIC MED EXAM-Special Trade Unadjusted Goal is 57.2%

FUND TYPE	TOTAL EXPENDITURES	TOTAL SPENT WITH NON-HUBS	TOTAL SPENT WITH **ADJ HUBS 47.0%	TOTAL SPENT WITH *OTHER HUBS 10.2%	BLACK	**ADJUSTED HUB GOAL 47.0% HISPANIC	ASIAN PACIFIC	NATIVE AMERICAN	WOMAN
T									
N									
S									
-TC									
C									

512-TX STATE BOARD OF PODIATRIC MED EXAM-Professional Services Unadjusted Goal is 20.0%

FUND TYPE	TOTAL EXPENDITURES	TOTAL SPENT WITH NON-HUBS	TOTAL SPENT WITH **ADJ HUBS 16.1%	TOTAL SPENT WITH *OTHER HUBS 1.9%	BLACK	**ADJUSTED HUB GOAL 16.1% HISPANIC	WOMAN	*OTHER HUB GOAL 1.9% ASIAN PACIFIC	NATIVE AMERICAN
T	\$4,424	\$4,424/100 %							
N									
S									
-TC									
C	\$4,424	\$4,424/100 %							

512-TX STATE BOARD OF PODIATRIC MED EXAM-Other Services Unadjusted Goal is 33.0%

FUND TYPE	TOTAL EXPENDITURES	TOTAL SPENT WITH NON-HUBS	TOTAL SPENT WITH **ADJ HUBS 33.0%	ASIAN PACIFIC	**ADJUSTED HUB GOAL 33.0% BLACK	HISPANIC	NATIVE AMERICAN	WOMAN
T	\$967	\$967/100 %						
N								
S								
-TC	\$3	\$3/100 %						
C	\$963	\$963/100 %						

512-TX STATE BOARD OF PODIATRIC MED EXAM-Commodity Purchasing Unadjusted Goal is 12.6%

FUND TYPE	TOTAL EXPENDITURES	TOTAL SPENT WITH NON-HUBS	TOTAL SPENT WITH **ADJ HUBS 11.5%	TOTAL SPENT WITH *OTHER HUBS 1.1%	BLACK	**ADJUSTED HUB GOAL 11.5% HISPANIC	WOMAN	*OTHER HUB GOAL 1.1% ASIAN PACIFIC	NATIVE AMERICAN
T	\$4,080	\$4,080/100 %							
N									
S									
-TC	\$356	\$356/100 %							
C	\$3,723	\$3,723/100 %							

DB = DEBIT (NEGATIVE AMOUNT) * = OTHER HUBS ** = ADJUSTED HUBS *** = DOLLARS REPORTED BUT NOT SHOWN IN THESE COLUMNS. SEE COVER LETTER PARA. 4
T=TREASURY, N=NON-TREASURY, S=SUBCONTRACTOR FUNDS & PROCUREMENT CARD HUB PURCHASES, TC=TERM CONTRACT, C=CONSOLIDATED. SEE PAGE 4 OF HUB REPORT FOR FUND TYPE DESCRIPTION.

513-TEXAS FUNERAL SERVICE COMMISSION-Heavy Construction Unadjusted Goal is 11.9%

FUND TYPE	TOTAL EXPENDITURES	TOTAL SPENT WITH NON-HUBS AMOUNT/%	TOTAL SPENT WITH **ADJ. HUBS 6.6% AMOUNT/%	TOTAL SPENT WITH *OTHER HUBS 5.3% AMOUNT/%	ASIAN PACIFIC AMOUNT/%	**ADJUSTED HUB GOAL 6.6% BLACK AMOUNT/%	HISPANIC AMOUNT/%	NATIVE AMERICAN AMOUNT/%	*OTHER HUB GOAL 5.3% WOMAN AMOUNT/%
T									
N									
S									
-TC									
C									

513-TEXAS FUNERAL SERVICE COMMISSION-Building Construction Unadjusted Goal is 26.1%

FUND TYPE	TOTAL EXPENDITURES	TOTAL SPENT WITH NON-HUBS	TOTAL SPENT WITH **ADJ. HUBS 25.1%	TOTAL SPENT WITH *OTHER HUBS 1.0%	BLACK	**ADJUSTED HUB GOAL 25.1% HISPANIC	WOMAN	*OTHER HUB GOAL 1.0% ASIAN PACIFIC	NATIVE AMERICAN
T									
N									
S									
-TC									
C									

513-TEXAS FUNERAL SERVICE COMMISSION-Special Trade Unadjusted Goal is 57.2%

FUND TYPE	TOTAL EXPENDITURES	TOTAL SPENT WITH NON-HUBS	TOTAL SPENT WITH **ADJ. HUBS 47.0%	TOTAL SPENT WITH *OTHER HUBS 10.2%	BLACK	**ADJUSTED HUB GOAL 47.0% HISPANIC	ASIAN PACIFIC	*OTHER HUB GOAL 10.2% NATIVE AMERICAN	WOMAN
T									
N									
S									
-TC									
C									

513-TEXAS FUNERAL SERVICE COMMISSION-Professional Services Unadjusted Goal is 20.0%

FUND TYPE	TOTAL EXPENDITURES	TOTAL SPENT WITH NON-HUBS	TOTAL SPENT WITH **ADJ. HUBS 18.1%	TOTAL SPENT WITH *OTHER HUBS 1.8%	BLACK	**ADJUSTED HUB GOAL 18.1% HISPANIC	WOMAN	*OTHER HUB GOAL 1.8% ASIAN PACIFIC	NATIVE AMERICAN
T	\$1,488	\$1,488/100 %							
N									
S									
-TC									
C	\$1,488	\$1,488/100 %							

513-TEXAS FUNERAL SERVICE COMMISSION-Other Services Unadjusted Goal is 33.0%

FUND TYPE	TOTAL EXPENDITURES	TOTAL SPENT WITH NON-HUBS	TOTAL SPENT WITH **ADJ. HUBS 33.0%	ASIAN PACIFIC	**ADJUSTED HUB GOAL 33.0% BLACK	HISPANIC	NATIVE AMERICAN	WOMAN
T	\$36,328	\$32,738/90.1%	\$3,590/9.88%		\$2,376/6.54%		\$1,066/2.93%	\$147/.406%
N								
S								
-TC								
C	\$36,328	\$32,738/90.1%	\$3,590/9.88%		\$2,376/6.54%		\$1,066/2.93%	\$147/.406%

513-TEXAS FUNERAL SERVICE COMMISSION-Commodity Purchasing Unadjusted Goal is 12.6%

FUND TYPE	TOTAL EXPENDITURES	TOTAL SPENT WITH NON-HUBS	TOTAL SPENT WITH **ADJ. HUBS 11.5%	TOTAL SPENT WITH *OTHER HUBS 1.1%	BLACK	**ADJUSTED HUB GOAL 11.5% HISPANIC	WOMAN	*OTHER HUB GOAL 1.1% ASIAN PACIFIC	NATIVE AMERICAN
T	\$2,558	\$2,356/92.1%	\$202/7.89%				\$202/7.89%		
N									
S									
-TC									
C	\$2,558	\$2,356/92.1%	\$202/7.89%				\$202/7.89%		

DB = DEBIT (NEGATIVE AMOUNT) * = OTHER HUBS ** = ADJUSTED HUBS *** = DOLLARS REPORTED BUT NOT SHOWN IN THESE COLUMNS. SEE COVER LETTER PARA. 4
T=TREASURY, N=NON-TREASURY, S=SUBCONTRACTOR FUNDS & PROCUREMENT CARD HUB PURCHASES, TC=TERM CONTRACT, C=CONSOLIDATED. SEE PAGE 4 OF HUB REPORT FOR FUND TYPE DESCRIPTION.

514-OPTOMETRY BOARD-Heavy Construction Unadjusted Goal is 11.9%

FUND TYPE	TOTAL EXPENDITURES	TOTAL SPENT WITH NON-HUBS AMOUNT/%	TOTAL SPENT WITH **ADJ HUBS 5.6% AMOUNT/%	TOTAL SPENT WITH *OTHER HUBS 5.3% AMOUNT/%	ASIAN PACIFIC AMOUNT/%	**ADJUSTED HUB GOAL 6.6% BLACK AMOUNT/%	HISPANIC AMOUNT/%	NATIVE AMERICAN AMOUNT/%	*OTHER HUB GOAL 5.3% WOMAN AMOUNT/%
-----------	--------------------	------------------------------------	---	--	------------------------	--	-------------------	--------------------------	--

T
N
S
-TC

C

514-OPTOMETRY BOARD-Building Construction Unadjusted Goal is 26.1%

FUND TYPE	TOTAL EXPENDITURES	TOTAL SPENT WITH NON-HUBS	TOTAL SPENT WITH **ADJ HUBS 25.1%	TOTAL SPENT WITH *OTHER HUBS 1.0%	BLACK	**ADJUSTED HUB GOAL 25.1% HISPANIC	WOMAN	*OTHER HUB GOAL 1.0% ASIAN PACIFIC	NATIVE AMERICAN
-----------	--------------------	---------------------------	-----------------------------------	-----------------------------------	-------	---------------------------------------	-------	---------------------------------------	-----------------

T
N
S
-TC

C

514-OPTOMETRY BOARD-Special Trade Unadjusted Goal is 57.2%

FUND TYPE	TOTAL EXPENDITURES	TOTAL SPENT WITH NON-HUBS	TOTAL SPENT WITH **ADJ HUBS 47.0%	TOTAL SPENT WITH *OTHER HUBS 10.2%	BLACK	**ADJUSTED HUB GOAL 47.0% HISPANIC	ASIAN PACIFIC	*OTHER HUB GOAL 10.2% NATIVE AMERICAN	WOMAN
-----------	--------------------	---------------------------	-----------------------------------	------------------------------------	-------	---------------------------------------	---------------	--	-------

T
N
S
-TC

C

514-OPTOMETRY BOARD-Professional Services Unadjusted Goal is 20.0%

FUND TYPE	TOTAL EXPENDITURES	TOTAL SPENT WITH NON-HUBS	TOTAL SPENT WITH **ADJ HUBS 18.1%	TOTAL SPENT WITH *OTHER HUBS 1.9%	BLACK	**ADJUSTED HUB GOAL 18.1% HISPANIC	WOMAN	*OTHER HUB GOAL 1.9% ASIAN PACIFIC	NATIVE AMERICAN
-----------	--------------------	---------------------------	-----------------------------------	-----------------------------------	-------	---------------------------------------	-------	---------------------------------------	-----------------

T
N
S
-TC

C

514-OPTOMETRY BOARD-Other Services Unadjusted Goal is 33.0%

FUND TYPE	TOTAL EXPENDITURES	TOTAL SPENT WITH NON-HUBS	TOTAL SPENT WITH **ADJ HUBS 33.0%	ASIAN PACIFIC	**ADJUSTED HUB GOAL 33.0% BLACK	HISPANIC	NATIVE AMERICAN	WOMAN
-----------	--------------------	---------------------------	-----------------------------------	---------------	------------------------------------	----------	-----------------	-------

T
N
S
-TC

C

514-OPTOMETRY BOARD-Commodity Purchasing Unadjusted Goal is 12.6%

FUND TYPE	TOTAL EXPENDITURES	TOTAL SPENT WITH NON-HUBS	TOTAL SPENT WITH **ADJ HUBS 11.5%	TOTAL SPENT WITH *OTHER HUBS 1.1%	BLACK	**ADJUSTED HUB GOAL 11.5% HISPANIC	WOMAN	*OTHER HUB GOAL 1.1% ASIAN PACIFIC	NATIVE AMERICAN
-----------	--------------------	---------------------------	-----------------------------------	-----------------------------------	-------	---------------------------------------	-------	---------------------------------------	-----------------

T
N
S
-TC

C

DB = DEBIT (NEGATIVE AMOUNT) * = OTHER HUBS ** = ADJUSTED HUBS *** = DOLLARS REPORTED BUT NOT SHOWN IN THESE COLUMNS. SEE COVER LETTER PARA. 4
T=TREASURY, N=NON-TREASURY, S=SUBCONTRACTOR FUNDS & PROCUREMENT CARD HUB PURCHASES, TC=TERM CONTRACT, C=CONSOLIDATED. SEE PAGE 4 OF HUB REPORT FOR FUND TYPE DESCRIPTION.

515-BOARD OF PHARMACY-Heavy Construction Unadjusted Goal is 11.9%

FUND TYPE	TOTAL EXPENDITURES	TOTAL SPENT WITH NON-HUBS AMOUNT/%	TOTAL SPENT WITH **ADJ HUBS 6.6% AMOUNT/%	TOTAL SPENT WITH *OTHER HUBS 5.3% AMOUNT/%	ASIAN PACIFIC AMOUNT/%	**ADJUSTED HUB GOAL 6.6% BLACK AMOUNT/%	HISPANIC AMOUNT/%	NATIVE AMERICAN AMOUNT/%	*OTHER HUB GOAL 5.3% WOMAN AMOUNT/%
-----------	--------------------	------------------------------------	---	--	------------------------	---	-------------------	--------------------------	-------------------------------------

T
N
S
-TC

C

515-BOARD OF PHARMACY-Building Construction Unadjusted Goal is 26.1%

FUND TYPE	TOTAL EXPENDITURES	TOTAL SPENT WITH NON-HUBS	TOTAL SPENT WITH **ADJ HUBS 25.1%	TOTAL SPENT WITH *OTHER HUBS 1.0%	BLACK	**ADJUSTED HUB GOAL 26.1% HISPANIC	WOMAN	*OTHER HUB GOAL 1.0% ASIAN PACIFIC	NATIVE AMERICAN
-----------	--------------------	---------------------------	-----------------------------------	-----------------------------------	-------	------------------------------------	-------	------------------------------------	-----------------

T
N
S
-TC

C

515-BOARD OF PHARMACY-Special Trade Unadjusted Goal is 57.2%

FUND TYPE	TOTAL EXPENDITURES	TOTAL SPENT WITH NON-HUBS	TOTAL SPENT WITH **ADJ HUBS 47.0%	TOTAL SPENT WITH *OTHER HUBS 10.2%	BLACK	**ADJUSTED HUB GOAL 47.0% HISPANIC	WOMAN	*OTHER HUB GOAL 10.2% ASIAN PACIFIC	NATIVE AMERICAN
-----------	--------------------	---------------------------	-----------------------------------	------------------------------------	-------	------------------------------------	-------	-------------------------------------	-----------------

T
N
S
-TC

C

515-BOARD OF PHARMACY-Professional Services Unadjusted Goal is 20.0%

FUND TYPE	TOTAL EXPENDITURES	TOTAL SPENT WITH NON-HUBS	TOTAL SPENT WITH **ADJ HUBS 18.1%	TOTAL SPENT WITH *OTHER HUBS 1.9%	BLACK	**ADJUSTED HUB GOAL 20.0% HISPANIC	WOMAN	*OTHER HUB GOAL 1.9% ASIAN PACIFIC	NATIVE AMERICAN
-----------	--------------------	---------------------------	-----------------------------------	-----------------------------------	-------	------------------------------------	-------	------------------------------------	-----------------

T
N
S
-TC

C

515-BOARD OF PHARMACY-Other Services Unadjusted Goal is 33.0%

FUND TYPE	TOTAL EXPENDITURES	TOTAL SPENT WITH NON-HUBS	TOTAL SPENT WITH **ADJ HUBS 33.0%	ASIAN PACIFIC	**ADJUSTED HUB GOAL 33.0% BLACK	HISPANIC	NATIVE AMERICAN	WOMAN
-----------	--------------------	---------------------------	-----------------------------------	---------------	---------------------------------	----------	-----------------	-------

T
N
S
-TC

C

515-BOARD OF PHARMACY-Commodity Purchasing Unadjusted Goal is 12.6%

FUND TYPE	TOTAL EXPENDITURES	TOTAL SPENT WITH NON-HUBS	TOTAL SPENT WITH **ADJ HUBS 11.5%	TOTAL SPENT WITH *OTHER HUBS 1.1%	BLACK	**ADJUSTED HUB GOAL 12.6% HISPANIC	WOMAN	*OTHER HUB GOAL 1.1% ASIAN PACIFIC	NATIVE AMERICAN
-----------	--------------------	---------------------------	-----------------------------------	-----------------------------------	-------	------------------------------------	-------	------------------------------------	-----------------

T
N
S
-TC

C

DB = DEBIT (NEGATIVE AMOUNT) * = OTHER HUBS ** = ADJUSTED HUBS *** = DOLLARS REPORTED BUT NOT SHOWN IN THESE COLUMNS. SEE COVER LETTER PARA. 4
T=TREASURY, N=NON-TREASURY, S=SUBCONTRACTOR FUNDS & PROCUREMENT CARD HUB PURCHASES, TC=TERM CONTRACT, C=CONSOLIDATED. SEE PAGE 4 OF HUB REPORT FOR FUND TYPE DESCRIPTION.

517-TEXAS COMM ON ALCOHOL & DRUG ABUSE-Heavy Construction Unadjusted Goal is 11.9%

FUND TYPE	TOTAL EXPENDITURES	TOTAL SPENT WITH NON-HUBS AMOUNT/%	TOTAL SPENT WITH **ADJ. HUBS 6.6% AMOUNT/%	TOTAL SPENT WITH *OTHER HUBS 5.3% AMOUNT/%	ASIAN PACIFIC AMOUNT/%	**ADJUSTED HUB GOAL 6.6% BLACK AMOUNT/%	HISPANIC AMOUNT/%	NATIVE AMERICAN AMOUNT/%	*OTHER HUB GOAL 5.3% WOMAN AMOUNT/%
T									
N									
S									
-TC									
C									

517-TEXAS COMM ON ALCOHOL & DRUG ABUSE-Building Construction Unadjusted Goal is 26.1%

FUND TYPE	TOTAL EXPENDITURES	TOTAL SPENT WITH NON-HUBS	TOTAL SPENT WITH **ADJ. HUBS 25.1%	TOTAL SPENT WITH *OTHER HUBS 1.0%	BLACK	**ADJUSTED HUB GOAL 25.1% HISPANIC	WOMAN	*OTHER HUB GOAL 1.0% ASIAN PACIFIC	NATIVE AMERICAN
T									
N									
S									
-TC									
C									

517-TEXAS COMM ON ALCOHOL & DRUG ABUSE-Special Trade Unadjusted Goal is 57.2%

FUND TYPE	TOTAL EXPENDITURES	TOTAL SPENT WITH NON-HUBS	TOTAL SPENT WITH **ADJ. HUBS 47.0%	TOTAL SPENT WITH *OTHER HUBS 10.2%	BLACK	**ADJUSTED HUB GOAL 47.0% HISPANIC	ASIAN PACIFIC	*OTHER HUB GOAL 10.2% NATIVE AMERICAN	WOMAN
T	\$986	\$998/101%		\$12DB					\$12DB
N									
S									
-TC									
C	\$986	\$998/101%		\$12DB					\$12DB

517-TEXAS COMM ON ALCOHOL & DRUG ABUSE-Professional Services Unadjusted Goal is 20.0%

FUND TYPE	TOTAL EXPENDITURES	TOTAL SPENT WITH NON-HUBS	TOTAL SPENT WITH **ADJ. HUBS 18.1%	TOTAL SPENT WITH *OTHER HUBS 1.9%	BLACK	**ADJUSTED HUB GOAL 18.1% HISPANIC	WOMAN	*OTHER HUB GOAL 1.9% ASIAN PACIFIC	NATIVE AMERICAN
T	\$24,160	\$24,160/100%							
N									
S									
-TC									
C	\$24,160	\$24,160/100%							

517-TEXAS COMM ON ALCOHOL & DRUG ABUSE-Other Services Unadjusted Goal is 33.0%

FUND TYPE	TOTAL EXPENDITURES	TOTAL SPENT WITH NON-HUBS	TOTAL SPENT WITH **ADJ. HUBS 33.0%	TOTAL SPENT WITH *OTHER HUBS	ASIAN PACIFIC	**ADJUSTED HUB GOAL 33.0% BLACK	HISPANIC	NATIVE AMERICAN	WOMAN
T	\$1,150,158	\$696,486/60.5%	\$453,671/39.4%		\$27,109/2.35%	\$3,842/.334%			\$422,720/36.7%
N									
S									
-TC	\$35,771	\$35,257/98.5%	\$514/1.43%						\$514/1.43%
C	\$1,114,387	\$661,229/59.3%	\$453,157/40.6%		\$27,109/2.43%	\$3,842/.344%			\$422,206/37.8%

517-TEXAS COMM ON ALCOHOL & DRUG ABUSE-Commodity Purchasing Unadjusted Goal is 12.6%

FUND TYPE	TOTAL EXPENDITURES	TOTAL SPENT WITH NON-HUBS	TOTAL SPENT WITH **ADJ. HUBS 11.5%	TOTAL SPENT WITH *OTHER HUBS 1.1%	BLACK	**ADJUSTED HUB GOAL 11.5% HISPANIC	WOMAN	*OTHER HUB GOAL 1.1% ASIAN PACIFIC	NATIVE AMERICAN
T	\$696,880	\$229,227/32.8%	\$413,437/59.3%	\$54,215/7.77%	\$3,339/.479%	\$17,663/2.53%	\$392,434/56.3%	\$54,215/7.77%	
N									
S									
-TC	\$75,004	\$53,489/71.3%	\$73/.097%	\$21,441/28.5%			\$73/.097%	\$21,441/28.5%	
C	\$621,876	\$175,737/28.2%	\$413,364/66.4%	\$32,774/5.27%	\$3,339/.537%	\$17,663/2.84%	\$392,360/63.0%	\$32,774/5.27%	

DB = DEBIT (NEGATIVE AMOUNT) * = OTHER HUBS ** = ADJUSTED HUBS *** = DOLLARS REPORTED BUT NOT SHOWN IN THESE COLUMNS. SEE COVER LETTER PARA. 4
T-TREASURY, N-NON-TREASURY, S-SUBCONTRACTOR FUNDS & PROCUREMENT CARD HUB PURCHASES, TC-TERM CONTRACT, C-CONSOLIDATED. SEE PAGE 4 OF HUB REPORT FOR FUND TYPE DESCRIPTION.

520-BOARD OF EXAMINERS OF PSYCHOLOGISTS-Heavy Construction Unadjusted Goal is 11.9%

FUND TYPE	TOTAL EXPENDITURES	TOTAL SPENT WITH NON-HUBS AMOUNT/%	TOTAL SPENT WITH **ADJ. HUBS 6.6% AMOUNT/%	TOTAL SPENT WITH *OTHER HUBS 5.3% AMOUNT/%	ASIAN PACIFIC AMOUNT/%	**ADJUSTED HUB GOAL 6.6% BLACK AMOUNT/%	HISPANIC AMOUNT/%	NATIVE AMERICAN AMOUNT/%	*OTHER HUB GOAL 5.3% WOMAN AMOUNT/%
T									
N									
S									
-TC									
C									

520-BOARD OF EXAMINERS OF PSYCHOLOGISTS-Building Construction Unadjusted Goal is 26.1%

FUND TYPE	TOTAL EXPENDITURES	TOTAL SPENT WITH NON-HUBS	TOTAL SPENT WITH **ADJ. HUBS 25.1%	TOTAL SPENT WITH *OTHER HUBS 1.0%	BLACK	**ADJUSTED HUB GOAL 25.1% HISPANIC	WOMAN	*OTHER HUB GOAL 1.0% ASIAN PACIFIC	NATIVE AMERICAN
T									
N									
S									
-TC									
C									

520-BOARD OF EXAMINERS OF PSYCHOLOGISTS-Special Trade Unadjusted Goal is 57.2%

FUND TYPE	TOTAL EXPENDITURES	TOTAL SPENT WITH NON-HUBS	TOTAL SPENT WITH **ADJ. HUBS 47.0%	TOTAL SPENT WITH *OTHER HUBS 10.2%	BLACK	**ADJUSTED HUB GOAL 47.0% HISPANIC	ASIAN PACIFIC	*OTHER HUB GOAL 10.2% NATIVE AMERICAN	WOMAN
T									
N									
S									
-TC									
C									

520-BOARD OF EXAMINERS OF PSYCHOLOGISTS-Professional Services Unadjusted Goal is 20.0%

FUND TYPE	TOTAL EXPENDITURES	TOTAL SPENT WITH NON-HUBS	TOTAL SPENT WITH **ADJ. HUBS 18.1%	TOTAL SPENT WITH *OTHER HUBS 1.9%	BLACK	**ADJUSTED HUB GOAL 18.1% HISPANIC	WOMAN	*OTHER HUB GOAL 1.9% ASIAN PACIFIC	NATIVE AMERICAN
T									
N									
S									
-TC									
C									

520-BOARD OF EXAMINERS OF PSYCHOLOGISTS-Other Services Unadjusted Goal is 33.0%

FUND TYPE	TOTAL EXPENDITURES	TOTAL SPENT WITH NON-HUBS	TOTAL SPENT WITH **ADJ. HUBS 33.0%	ASIAN PACIFIC	**ADJUSTED HUB GOAL 33.0% BLACK	HISPANIC	NATIVE AMERICAN	WOMAN
T	\$81,718	\$81,718/100 %						
N								
S								
-TC								
C	\$81,718	\$81,718/100 %						

520-BOARD OF EXAMINERS OF PSYCHOLOGISTS-Commodity Purchasing Unadjusted Goal is 12.6%

FUND TYPE	TOTAL EXPENDITURES	TOTAL SPENT WITH NON-HUBS	TOTAL SPENT WITH **ADJ. HUBS 11.5%	TOTAL SPENT WITH *OTHER HUBS 1.1%	BLACK	**ADJUSTED HUB GOAL 11.5% HISPANIC	WOMAN	*OTHER HUB GOAL 1.1% ASIAN PACIFIC	NATIVE AMERICAN
T	\$15,153	\$9,764/64.4%	\$5,389/35.5%				\$5,389/35.5%		
N									
S									
-TC	\$2,717	\$2,717/100 %							
C	\$12,436	\$7,046/56.6%	\$5,389/43.3%				\$5,389/43.3%		

DB = DEBIT (NEGATIVE AMOUNT) * = OTHER HUBS ** = ADJUSTED HUBS *** = DOLLARS REPORTED BUT NOT SHOWN IN THESE COLUMNS. SEE COVER LETTER PARA. 4
T-TREASURY, N=NON-TREASURY, S-SUBCONTRACTOR FUNDS & PROCUREMENT CARD HUB PURCHASES, TC-TERM CONTRACT, C-CONSOLIDATED. SEE PAGE 4 OF HUB REPORT FOR FUND TYPE DESCRIPTION.

526-TX LOW-LEVEL RAD WAST DISPOSAL AUTH-Heavy Construction Unadjusted Goal is 11.9%

FUND TYPE	TOTAL EXPENDITURES	TOTAL SPENT WITH NON-HUBS AMOUNT/%	TOTAL SPENT WITH **ADJ HUBS 6.6% AMOUNT/%	TOTAL SPENT WITH *OTHER HUBS 5.3% AMOUNT/%	ASIAN PACIFIC AMOUNT/%	**ADJUSTED HUB GOAL 6.6% BLACK AMOUNT/%	HISPANIC AMOUNT/%	NATIVE AMERICAN AMOUNT/%	*OTHER HUB GOAL 5.3% WOMAN AMOUNT/%
T									
N									
S									
-TC									
C									

526-TX LOW-LEVEL RAD WAST DISPOSAL AUTH-Building Construction Unadjusted Goal is 26.1%

FUND TYPE	TOTAL EXPENDITURES	TOTAL SPENT WITH NON-HUBS	TOTAL SPENT WITH **ADJ HUBS 25.1%	TOTAL SPENT WITH *OTHER HUBS 1.0%	BLACK	**ADJUSTED HUB GOAL 26.1% HISPANIC	WOMAN	*OTHER HUB GOAL 1.0% ASIAN PACIFIC	NATIVE AMERICAN
T									
N									
S									
-TC									
C									

526-TX LOW-LEVEL RAD WAST DISPOSAL AUTH-Special Trade Unadjusted Goal is 57.2%

FUND TYPE	TOTAL EXPENDITURES	TOTAL SPENT WITH NON-HUBS	TOTAL SPENT WITH **ADJ HUBS 47.0%	TOTAL SPENT WITH *OTHER HUBS 10.2%	BLACK	**ADJUSTED HUB GOAL 57.2% HISPANIC	WOMAN	*OTHER HUB GOAL 10.2% ASIAN PACIFIC	NATIVE AMERICAN
T									
N									
S									
-TC									
C									

526-TX LOW-LEVEL RAD WAST DISPOSAL AUTH-Professional Services Unadjusted Goal is 20.0%

FUND TYPE	TOTAL EXPENDITURES	TOTAL SPENT WITH NON-HUBS	TOTAL SPENT WITH **ADJ HUBS 18.1%	TOTAL SPENT WITH *OTHER HUBS 1.9%	BLACK	**ADJUSTED HUB GOAL 20.0% HISPANIC	WOMAN	*OTHER HUB GOAL 1.9% ASIAN PACIFIC	NATIVE AMERICAN
T	\$9,200	\$9,200/100 %							
N									
S									
-TC									
C	\$9,200	\$9,200/100 %							

526-TX LOW-LEVEL RAD WAST DISPOSAL AUTH-Other Services Unadjusted Goal is 33.0%

FUND TYPE	TOTAL EXPENDITURES	TOTAL SPENT WITH NON-HUBS	TOTAL SPENT WITH **ADJ HUBS 33.0%	TOTAL SPENT WITH *OTHER HUBS 1.1%	ASIAN PACIFIC	**ADJUSTED HUB GOAL 33.0% BLACK	HISPANIC	NATIVE AMERICAN	WOMAN
T	\$502	\$307/61.1%	\$195/38.8%						\$195/38.8%
N									
S									
-TC									
C	\$502	\$307/61.1%	\$195/38.8%						\$195/38.8%

526-TX LOW-LEVEL RAD WAST DISPOSAL AUTH-Commodity Purchasing Unadjusted Goal is 12.6%

FUND TYPE	TOTAL EXPENDITURES	TOTAL SPENT WITH NON-HUBS	TOTAL SPENT WITH **ADJ HUBS 11.5%	TOTAL SPENT WITH *OTHER HUBS 1.1%	BLACK	**ADJUSTED HUB GOAL 12.6% HISPANIC	WOMAN	*OTHER HUB GOAL 1.1% ASIAN PACIFIC	NATIVE AMERICAN
T	\$952	\$952/100 %							
N									
S									
-TC									
C	\$952	\$952/100 %							

DB = DEBIT (NEGATIVE AMOUNT) * = OTHER HUBS ** = ADJUSTED HUBS *** = DOLLARS REPORTED BUT NOT SHOWN IN THESE COLUMNS. SEE COVER LETTER PARA. 4
T=TREASURY, N=NON-TREASURY, S=SUBCONTRACTOR FUNDS & PROCUREMENT CARD HUB PURCHASES, TC=TERM CONTRACT, C=CONSOLIDATED. SEE PAGE 4 OF HUB REPORT FOR FUND TYPE DESCRIPTION.

527-TEXAS CANCER COUNCIL-Heavy Construction Unadjusted Goal is 11.9%

FUND TYPE	TOTAL EXPENDITURES	TOTAL SPENT WITH NON-HUBS AMOUNT/%	TOTAL SPENT WITH **ADJ. HUBS 8.6% AMOUNT/%	TOTAL SPENT WITH *OTHER HUBS 5.3% AMOUNT/%	ASIAN PACIFIC AMOUNT/%	**ADJUSTED HUB GOAL 6.6% BLACK AMOUNT/%	HISPANIC AMOUNT/%	NATIVE AMERICAN AMOUNT/%	*OTHER HUB GOAL 5.3% WOMAN AMOUNT/%
T									
N									
S									
-TC									
C									

527-TEXAS CANCER COUNCIL-Building Construction Unadjusted Goal is 26.1%

FUND TYPE	TOTAL EXPENDITURES	TOTAL SPENT WITH NON-HUBS	TOTAL SPENT WITH **ADJ. HUBS 25.1%	TOTAL SPENT WITH *OTHER HUBS 1.0%	BLACK	**ADJUSTED HUB GOAL 25.1% HISPANIC	WOMAN	*OTHER HUB GOAL 1.0% ASIAN PACIFIC	NATIVE AMERICAN
T									
N									
S									
-TC									
C									

527-TEXAS CANCER COUNCIL-Special Trade Unadjusted Goal is 57.2%

FUND TYPE	TOTAL EXPENDITURES	TOTAL SPENT WITH NON-HUBS	TOTAL SPENT WITH **ADJ. HUBS 47.0%	TOTAL SPENT WITH *OTHER HUBS 10.2%	BLACK	**ADJUSTED HUB GOAL 47.0% HISPANIC	WOMAN	*OTHER HUB GOAL 10.2% ASIAN PACIFIC	NATIVE AMERICAN
T	\$99	\$99/100 %							
N									
S									
-TC									
C	\$99	\$99/100 %							

527-TEXAS CANCER COUNCIL-Professional Services Unadjusted Goal is 20.0%

FUND TYPE	TOTAL EXPENDITURES	TOTAL SPENT WITH NON-HUBS	TOTAL SPENT WITH **ADJ. HUBS 18.1%	TOTAL SPENT WITH *OTHER HUBS 1.9%	BLACK	**ADJUSTED HUB GOAL 18.1% HISPANIC	WOMAN	*OTHER HUB GOAL 1.9% ASIAN PACIFIC	NATIVE AMERICAN
T	\$326	\$326/100 %							
N									
S									
-TC									
C	\$326	\$326/100 %							

527-TEXAS CANCER COUNCIL-Other Services Unadjusted Goal is 33.0%

FUND TYPE	TOTAL EXPENDITURES	TOTAL SPENT WITH NON-HUBS	TOTAL SPENT WITH **ADJ. HUBS 33.0%	TOTAL SPENT WITH *OTHER HUBS 1.02%	ASIAN PACIFIC	**ADJUSTED HUB GOAL 33.0% BLACK	HISPANIC	NATIVE AMERICAN	WOMAN
T	\$88,084	\$87,179/98.9%	\$904/1.02%		\$108/.122%				\$796/.904%
N									
S									
-TC	\$291	\$291/100 %							
C	\$87,792	\$86,887/98.9%	\$904/1.03%		\$108/.123%				\$796/.907%

527-TEXAS CANCER COUNCIL-Commodity Purchasing Unadjusted Goal is 12.6%

FUND TYPE	TOTAL EXPENDITURES	TOTAL SPENT WITH NON-HUBS	TOTAL SPENT WITH **ADJ. HUBS 11.5%	TOTAL SPENT WITH *OTHER HUBS 1.1%	BLACK	**ADJUSTED HUB GOAL 11.5% HISPANIC	WOMAN	*OTHER HUB GOAL 1.1% ASIAN PACIFIC	NATIVE AMERICAN
T	\$23,050	\$19,616/85.1%	\$2,918/12.6%	\$516/2.23%	\$2,727/11.8%	\$191/.828%		\$516/2.23%	
N									
S									
-TC	\$1,170	\$1,170/100 %							
C	\$21,880	\$18,446/84.3%	\$2,918/13.3%	\$516/2.35%	\$2,727/12.4%	\$191/.872%		\$516/2.35%	

DB = DEBIT (NEGATIVE AMOUNT) * = OTHER HUBS ** = ADJUSTED HUBS *** = DOLLARS REPORTED BUT NOT SHOWN IN THESE COLUMNS. SEE COVER LETTER PARA. 4
T-TREASURY, N=NON-TREASURY, S-SUBCONTRACTOR FUNDS & PROCUREMENT CARD HUB PURCHASES, TC-TERM CONTRACT, C-CONSOLIDATED. SEE PAGE 4 OF HUB REPORT FOR FUND TYPE DESCRIPTION.

529-HEALTH & HUMAN SERVICES COMMISSION-Heavy Construction Unadjusted Goal is 11.9%

FUND TYPE	TOTAL EXPENDITURES	TOTAL SPENT WITH NON-HUBS AMOUNT/%	TOTAL SPENT WITH **ADJ. HUBS 5.6% AMOUNT/%	TOTAL SPENT WITH *OTHER HUBS 5.3% AMOUNT/%	ASIAN PACIFIC AMOUNT/%	**ADJUSTED HUB GOAL 6.6% BLACK AMOUNT/%	HISPANIC AMOUNT/%	NATIVE AMERICAN AMOUNT/%	*OTHER HUB GOAL 5.3% WOMAN AMOUNT/%
T									
N									
S									
-TC									
C									

529-HEALTH & HUMAN SERVICES COMMISSION-Building Construction Unadjusted Goal is 26.1%

FUND TYPE	TOTAL EXPENDITURES	TOTAL SPENT WITH NON-HUBS	TOTAL SPENT WITH **ADJ. HUBS 25.1%	TOTAL SPENT WITH *OTHER HUBS 1.0%	BLACK	**ADJUSTED HUB GOAL 25.1% HISPANIC	WOMAN	*OTHER HUB GOAL 1.0% ASIAN PACIFIC	NATIVE AMERICAN
T									
N									
S									
-TC									
C									

529-HEALTH & HUMAN SERVICES COMMISSION-Special Trade Unadjusted Goal is 57.2%

FUND TYPE	TOTAL EXPENDITURES	TOTAL SPENT WITH NON-HUBS	TOTAL SPENT WITH **ADJ. HUBS 47.0%	TOTAL SPENT WITH *OTHER HUBS 10.2%	BLACK	**ADJUSTED HUB GOAL 47.0% HISPANIC	ASIAN PACIFIC	*OTHER HUB GOAL 10.2% NATIVE AMERICAN	WOMAN
T									
N									
S									
-TC									
C									

529-HEALTH & HUMAN SERVICES COMMISSION-Professional Services Unadjusted Goal is 20.0%

FUND TYPE	TOTAL EXPENDITURES	TOTAL SPENT WITH NON-HUBS	TOTAL SPENT WITH **ADJ. HUBS 18.1%	TOTAL SPENT WITH *OTHER HUBS 1.8%	BLACK	**ADJUSTED HUB GOAL 18.1% HISPANIC	WOMAN	*OTHER HUB GOAL 1.9% ASIAN PACIFIC	NATIVE AMERICAN
T	\$29,390	\$29,390/100 %							
N									
S									
-TC									
C	\$29,390	\$29,390/100 %							

529-HEALTH & HUMAN SERVICES COMMISSION-Other Services Unadjusted Goal is 33.0%

FUND TYPE	TOTAL EXPENDITURES	TOTAL SPENT WITH NON-HUBS	TOTAL SPENT WITH **ADJ. HUBS 33.0%	ASIAN PACIFIC	BLACK	**ADJUSTED HUB GOAL 33.0% HISPANIC	NATIVE AMERICAN	WOMAN
T	\$2,451,665	\$2,389,163/97.4%	\$62,501/2.54%					\$62,501/2.54%
N								
S	***	***	\$13,299/.843%					\$13,299/.843%
-TC	\$17,654	\$17,328/98.1%	\$325/1.84%					\$325/1.84%
C	\$2,434,010	\$2,371,835/97.4%	\$75,475/3.10%					\$75,475/3.10%

529-HEALTH & HUMAN SERVICES COMMISSION-Commodity Purchasing Unadjusted Goal is 12.6%

FUND TYPE	TOTAL EXPENDITURES	TOTAL SPENT WITH NON-HUBS	TOTAL SPENT WITH **ADJ. HUBS 11.5%	TOTAL SPENT WITH *OTHER HUBS 1.1%	BLACK	**ADJUSTED HUB GOAL 11.5% HISPANIC	WOMAN	*OTHER HUB GOAL 1.1% ASIAN PACIFIC	NATIVE AMERICAN
T	\$3,814,249	\$3,708,591/97.2%	\$41,376/1.08%	\$64,282/1.68%	\$6,825/.178%	\$1,280/.033%	\$33,270/.872%	\$64,282/1.68%	
N									
S									
-TC	\$25,213	\$25,054/99.3%	\$144/.573%	\$14/.057%		\$13/.052%	\$131/.521%	\$14/.057%	
C	\$3,789,036	\$3,683,536/97.2%	\$41,231/1.08%	\$64,267/1.69%	\$6,825/.180%	\$1,267/.033%	\$33,138/.874%	\$64,267/1.69%	

DB = DEBIT (NEGATIVE AMOUNT) * = OTHER HUBS ** = ADJUSTED HUBS *** = DOLLARS REPORTED BUT NOT SHOWN IN THESE COLUMNS. SEE COVER LETTER PARA. 4
T-TREASURY, N-NON-TREASURY, S-SUBCONTRACTOR FUNDS & PROCUREMENT CARD HUB PURCHASES, TC-TERM CONTRACT, C-CONSOLIDATED. SEE PAGE 4 OF HUB REPORT FOR FUND TYPE DESCRIPTION.

530-DEPT OF PROTECTIVE & REGULATORY SVCS-Heavy Construction Unadjusted Goal is 11.9%

FUND TYPE	TOTAL EXPENDITURES	TOTAL SPENT WITH NON-HUBS AMOUNT/%	TOTAL SPENT WITH **ADJ. HUBS 6.6% AMOUNT/%	TOTAL SPENT WITH *OTHER HUBS 5.3% AMOUNT/%	ASIAN PACIFIC AMOUNT/%	**ADJUSTED HUB GOAL 6.6% BLACK AMOUNT/%	HISPANIC AMOUNT/%	NATIVE AMERICAN AMOUNT/%	*OTHER HUB GOAL 5.3% WOMAN AMOUNT/%
T									
N									
S									
-TC									
C									

530-DEPT OF PROTECTIVE & REGULATORY SVCS-Building Construction Unadjusted Goal is 26.1%

FUND TYPE	TOTAL EXPENDITURES	TOTAL SPENT WITH NON-HUBS	TOTAL SPENT WITH **ADJ. HUBS 25.1%	TOTAL SPENT WITH *OTHER HUBS 1.0%	BLACK	**ADJUSTED HUB GOAL 25.1% HISPANIC	WOMAN	*OTHER HUB GOAL 1.0% ASIAN PACIFIC	NATIVE AMERICAN
T									
N									
S									
-TC									
C									

530-DEPT OF PROTECTIVE & REGULATORY SVCS-Special Trade Unadjusted Goal is 57.2%

FUND TYPE	TOTAL EXPENDITURES	TOTAL SPENT WITH NON-HUBS	TOTAL SPENT WITH **ADJ. HUBS 47.0%	TOTAL SPENT WITH *OTHER HUBS 10.2%	BLACK	**ADJUSTED HUB GOAL 47.0% HISPANIC	ASIAN PACIFIC	*OTHER HUB GOAL 10.2% NATIVE AMERICAN	WOMAN
T	\$143,829	\$142,282/98.9%	\$156/.108%	\$1,390/.966%		\$156/.108%			\$1,390/.966%
N									
S									
-TC									
C	\$143,829	\$142,282/98.9%	\$156/.108%	\$1,390/.966%		\$156/.108%			\$1,390/.966%

530-DEPT OF PROTECTIVE & REGULATORY SVCS-Professional Services Unadjusted Goal is 20.0%

FUND TYPE	TOTAL EXPENDITURES	TOTAL SPENT WITH NON-HUBS	TOTAL SPENT WITH **ADJ. HUBS 18.1%	TOTAL SPENT WITH *OTHER HUBS 1.9%	BLACK	**ADJUSTED HUB GOAL 18.1% HISPANIC	WOMAN	*OTHER HUB GOAL 1.9% ASIAN PACIFIC	NATIVE AMERICAN
T	\$62,580	\$62,580/100%							
N									
S									
-TC									
C	\$62,580	\$62,580/100%							

530-DEPT OF PROTECTIVE & REGULATORY SVCS-Other Services Unadjusted Goal is 33.0%

FUND TYPE	TOTAL EXPENDITURES	TOTAL SPENT WITH NON-HUBS	TOTAL SPENT WITH **ADJ. HUBS 33.0%	ASIAN PACIFIC	BLACK	**ADJUSTED HUB GOAL 33.0% HISPANIC	NATIVE AMERICAN	WOMAN
T	\$10,225,198	\$9,783,745/95.6%	\$441,452/4.31%	\$82,256/.804%	\$75,207/.735%	\$36,212/.354%	\$20,738/.202%	\$227,037/2.22%
N								
S	***	***	\$200,945/4.55%					\$200,945/4.55%
-TC	\$489,412	\$470,612/96.1%	\$18,799/3.84%					\$18,799/3.84%
C	\$9,735,786	\$9,313,133/95.6%	\$623,598/6.40%	\$82,256/.844%	\$75,207/.772%	\$36,212/.372%	\$20,738/.213%	\$409,183/4.20%

530-DEPT OF PROTECTIVE & REGULATORY SVCS-Commodity Purchasing Unadjusted Goal is 12.6%

FUND TYPE	TOTAL EXPENDITURES	TOTAL SPENT WITH NON-HUBS	TOTAL SPENT WITH **ADJ. HUBS 11.5%	TOTAL SPENT WITH *OTHER HUBS 1.1%	BLACK	**ADJUSTED HUB GOAL 11.5% HISPANIC	WOMAN	*OTHER HUB GOAL 1.1% ASIAN PACIFIC	NATIVE AMERICAN
T	\$4,965,576	\$2,955,054/59.5%	\$1,801,139/36.2%	\$209,383/4.21%	\$58,248/1.17%	\$1,443,990/29.0%	\$298,899/6.01%	\$207,157/4.17%	\$2,225/.044%
N									
S	***	***	\$110,474/12.8%		\$110,474/12.8%				
-TC	\$1,158,442	\$1,122,167/96.8%	\$32,727/2.82%	\$3,548/.306%	\$573/.049%	\$5,548/.479%	\$26,604/2.29%	\$1,973/.170%	\$1,574/.135%
C	\$3,807,133	\$1,832,887/48.1%	\$1,878,886/49.3%	\$205,834/5.40%	\$168,149/4.41%	\$1,438,441/37.7%	\$272,295/7.15%	\$205,183/5.38%	\$650/.017%

DB = DEBIT (NEGATIVE AMOUNT) * = OTHER HUBS ** = ADJUSTED HUBS *** = DOLLARS REPORTED BUT NOT SHOWN IN THESE COLUMNS. SEE COVER LETTER PARA. 4
T-TREASURY, N-NON-TREASURY, S-SUBCONTRACTOR FUNDS & PROCUREMENT CARD HUB PURCHASES, TC-TERM CONTRACT, C-CONSOLIDATED. SEE PAGE 4 OF HUB REPORT FOR FUND TYPE DESCRIPTION.

FUND TYPE	TOTAL EXPENDITURES	TOTAL SPENT WITH NON-HUBS AMOUNT/%	532-COUNCIL ON EARLY CHILDHOOD INTERVENT-Heavy Construction Unadjusted Goal is 11.9%		**ADJUSTED HUB GOAL 6.6%				*OTHER HUB GOAL 5.3% WOMAN AMOUNT/%
			TOTAL SPENT WITH **ADJ. HUBS 6.6% AMOUNT/%	TOTAL SPENT WITH *OTHER HUBS 5.3% AMOUNT/%	ASIAN PACIFIC AMOUNT/%	BLACK AMOUNT/%	HISPANIC AMOUNT/%	NATIVE AMERICAN AMOUNT/%	

T
N
S
-TC
C

FUND TYPE	TOTAL EXPENDITURES	TOTAL SPENT WITH NON-HUBS	532-COUNCIL ON EARLY CHILDHOOD INTERVENT-Building Construction Unadjusted Goal is 26.1%		**ADJUSTED HUB GOAL 25.1%			*OTHER HUB GOAL 1.0%	
			TOTAL SPENT WITH **ADJ. HUBS 25.1%	TOTAL SPENT WITH *OTHER HUBS 1.0%	BLACK	HISPANIC	WOMAN	ASIAN PACIFIC	NATIVE AMERICAN

T
N
S
-TC
C

FUND TYPE	TOTAL EXPENDITURES	TOTAL SPENT WITH NON-HUBS	532-COUNCIL ON EARLY CHILDHOOD INTERVENT-Special Trade Unadjusted Goal is 57.2%		**ADJUSTED HUB GOAL 47.0%		*OTHER HUB GOAL 10.2%		
			TOTAL SPENT WITH **ADJ. HUBS 47.0%	TOTAL SPENT WITH *OTHER HUBS 10.2%	BLACK	HISPANIC	ASIAN PACIFIC	NATIVE AMERICAN	WOMAN

T
N
S
-TC
C

FUND TYPE	TOTAL EXPENDITURES	TOTAL SPENT WITH NON-HUBS	532-COUNCIL ON EARLY CHILDHOOD INTERVENT-Professional Services Unadjusted Goal is 20.0%		**ADJUSTED HUB GOAL 18.1%			*OTHER HUB GOAL 1.9%	
			TOTAL SPENT WITH **ADJ. HUBS 18.1%	TOTAL SPENT WITH *OTHER HUBS 1.9%	BLACK	HISPANIC	WOMAN	ASIAN PACIFIC	NATIVE AMERICAN

T
N
S
-TC
C

FUND TYPE	TOTAL EXPENDITURES	TOTAL SPENT WITH NON-HUBS	532-COUNCIL ON EARLY CHILDHOOD INTERVENT-Other Services Unadjusted Goal is 33.0%		**ADJUSTED HUB GOAL 33.0%				
			TOTAL SPENT WITH **ADJ. HUBS 33.0%	TOTAL SPENT WITH *OTHER HUBS 1.1%	ASIAN PACIFIC	BLACK	HISPANIC	NATIVE AMERICAN	WOMAN

T
N
S
-TC
C

FUND TYPE	TOTAL EXPENDITURES	TOTAL SPENT WITH NON-HUBS	532-COUNCIL ON EARLY CHILDHOOD INTERVENT-Commodity Purchasing Unadjusted Goal is 12.6%		**ADJUSTED HUB GOAL 11.5%			*OTHER HUB GOAL 1.1%	
			TOTAL SPENT WITH **ADJ. HUBS 11.5%	TOTAL SPENT WITH *OTHER HUBS 1.1%	BLACK	HISPANIC	WOMAN	ASIAN PACIFIC	NATIVE AMERICAN

T
N
S
-TC
C

DB = DEBIT (NEGATIVE AMOUNT) * = OTHER HUBS ** = ADJUSTED HUBS *** = DOLLARS REPORTED BUT NOT SHOWN IN THESE COLUMNS. SEE COVER LETTER PARA. 4
T=TREASURY, N=NON-TREASURY, S=SUBCONTRACTOR FUNDS & PROCUREMENT CARD HUB PURCHASES, TC=TERM CONTRACT, C=CONSOLIDATED. SEE PAGE 4 OF HUB REPORT FOR FUND TYPE DESCRIPTION.

533-EXEC CNCL OF PHYSICAL & OCC THERAPY-Heavy Construction Unadjusted Goal is 11.9%

FUND TYPE	TOTAL EXPENDITURES	TOTAL SPENT WITH NON-HUBS AMOUNT/%	TOTAL SPENT WITH **ADJ HUBS 6.6% AMOUNT/%	TOTAL SPENT WITH *OTHER HUBS 5.3% AMOUNT/%	ASIAN PACIFIC AMOUNT/%	**ADJUSTED HUB GOAL 6.6% BLACK AMOUNT/%	HISPANIC AMOUNT/%	NATIVE AMERICAN AMOUNT/%	*OTHER HUB GOAL 5.3% WOMAN AMOUNT/%
-----------	--------------------	------------------------------------	---	--	------------------------	---	-------------------	--------------------------	-------------------------------------

T
N
S
-TC

C

533-EXEC CNCL OF PHYSICAL & OCC THERAPY-Building Construction Unadjusted Goal is 26.1%

FUND TYPE	TOTAL EXPENDITURES	TOTAL SPENT WITH NON-HUBS	TOTAL SPENT WITH **ADJ HUBS 25.1%	TOTAL SPENT WITH *OTHER HUBS 1.0%	BLACK	**ADJUSTED HUB GOAL 25.1% HISPANIC	WOMAN	*OTHER HUB GOAL 1.0% ASIAN PACIFIC	NATIVE AMERICAN
-----------	--------------------	---------------------------	-----------------------------------	-----------------------------------	-------	------------------------------------	-------	------------------------------------	-----------------

T
N
S
-TC

C

533-EXEC CNCL OF PHYSICAL & OCC THERAPY-Special Trade Unadjusted Goal is 57.2%

FUND TYPE	TOTAL EXPENDITURES	TOTAL SPENT WITH NON-HUBS	TOTAL SPENT WITH **ADJ HUBS 47.0%	TOTAL SPENT WITH *OTHER HUBS 10.2%	BLACK	**ADJUSTED HUB GOAL 47.0% HISPANIC	ASIAN PACIFIC	*OTHER HUB GOAL 10.2% NATIVE AMERICAN	WOMAN
-----------	--------------------	---------------------------	-----------------------------------	------------------------------------	-------	------------------------------------	---------------	---------------------------------------	-------

T
N
S
-TC

C

533-EXEC CNCL OF PHYSICAL & OCC THERAPY-Professional Services Unadjusted Goal is 20.0%

FUND TYPE	TOTAL EXPENDITURES	TOTAL SPENT WITH NON-HUBS	TOTAL SPENT WITH **ADJ HUBS 18.1%	TOTAL SPENT WITH *OTHER HUBS 1.9%	BLACK	**ADJUSTED HUB GOAL 18.1% HISPANIC	WOMAN	*OTHER HUB GOAL 1.9% ASIAN PACIFIC	NATIVE AMERICAN
-----------	--------------------	---------------------------	-----------------------------------	-----------------------------------	-------	------------------------------------	-------	------------------------------------	-----------------

T
N
S
-TC

C

533-EXEC CNCL OF PHYSICAL & OCC THERAPY-Other Services Unadjusted Goal is 33.0%

FUND TYPE	TOTAL EXPENDITURES	TOTAL SPENT WITH NON-HUBS	TOTAL SPENT WITH **ADJ HUBS 33.0%	ASIAN PACIFIC	**ADJUSTED HUB GOAL 33.0% BLACK	HISPANIC	NATIVE AMERICAN	WOMAN
T	\$27,533	\$10,951/39.7%	\$16,582/60.2%			\$7,148/25.9%		\$9,433/34.2%

T
N
S
-TC

C

533-EXEC CNCL OF PHYSICAL & OCC THERAPY-Commodity Purchasing Unadjusted Goal is 12.6%

FUND TYPE	TOTAL EXPENDITURES	TOTAL SPENT WITH NON-HUBS	TOTAL SPENT WITH **ADJ HUBS 11.5%	TOTAL SPENT WITH *OTHER HUBS 1.1%	BLACK	**ADJUSTED HUB GOAL 11.5% HISPANIC	WOMAN	*OTHER HUB GOAL 1.1% ASIAN PACIFIC	NATIVE AMERICAN
T	\$17,735	\$14,030/79.1%	\$3,433/19.3%	\$271/1.52%		\$369/2.08%	\$3,064/17.2%	\$271/1.52%	

T
N
S
-TC

C

DB = DEBIT (NEGATIVE AMOUNT) * = OTHER HUBS ** = ADJUSTED HUBS *** = DOLLARS REPORTED BUT NOT SHOWN IN THESE COLUMNS. SEE COVER LETTER PARA. 4
T-TREASURY, N-NON-TREASURY, S-SUBCONTRACTOR FUNDS & PROCUREMENT CARD HUB PURCHASES, TC-TERM CONTRACT, C-CONSOLIDATED. SEE PAGE 4 OF HUB REPORT FOR FUND TYPE DESCRIPTION.

551-DEPARTMENT OF AGRICULTURE-Heavy Construction Unadjusted Goal is 11.9%

FUND TYPE	TOTAL EXPENDITURES	TOTAL SPENT WITH NON-HUBS AMOUNT/%	TOTAL SPENT WITH **ADJ. HUBS 8.6% AMOUNT/%	TOTAL SPENT WITH *OTHER HUBS 5.3% AMOUNT/%	ASIAN PACIFIC AMOUNT/%	**ADJUSTED HUB GOAL 6.6% BLACK AMOUNT/%	HISPANIC AMOUNT/%	NATIVE AMERICAN AMOUNT/%	*OTHER HUB GOAL 5.3% WOMAN AMOUNT/%
T									
N									
S									
-TC									
C									

551-DEPARTMENT OF AGRICULTURE-Building Construction Unadjusted Goal is 26.1%

FUND TYPE	TOTAL EXPENDITURES	TOTAL SPENT WITH NON-HUBS	TOTAL SPENT WITH **ADJ. HUBS 25.1%	TOTAL SPENT WITH *OTHER HUBS 1.0%	BLACK	**ADJUSTED HUB GOAL 25.1% HISPANIC	WOMAN	*OTHER HUB GOAL 1.0% ASIAN PACIFIC	NATIVE AMERICAN
T									
N									
S									
-TC									
C									

551-DEPARTMENT OF AGRICULTURE-Special Trade Unadjusted Goal is 57.2%

FUND TYPE	TOTAL EXPENDITURES	TOTAL SPENT WITH NON-HUBS	TOTAL SPENT WITH **ADJ. HUBS 47.0%	TOTAL SPENT WITH *OTHER HUBS 10.2%	BLACK	**ADJUSTED HUB GOAL 47.0% HISPANIC	ASIAN PACIFIC	*OTHER HUB GOAL 10.2% NATIVE AMERICAN	WOMAN
T	\$140	\$140/100 %							
N									
S									
-TC									
C	\$140	\$140/100 %							

551-DEPARTMENT OF AGRICULTURE-Professional Services Unadjusted Goal is 20.0%

FUND TYPE	TOTAL EXPENDITURES	TOTAL SPENT WITH NON-HUBS	TOTAL SPENT WITH **ADJ. HUBS 18.1%	TOTAL SPENT WITH *OTHER HUBS 1.9%	BLACK	**ADJUSTED HUB GOAL 18.1% HISPANIC	WOMAN	*OTHER HUB GOAL 1.9% ASIAN PACIFIC	NATIVE AMERICAN
T	\$20,805	\$7,237/34.7%	\$13,568/65.2%			\$13,568/65.2%			
N									
S									
-TC									
C	\$20,805	\$7,237/34.7%	\$13,568/65.2%			\$13,568/65.2%			

551-DEPARTMENT OF AGRICULTURE-Other Services Unadjusted Goal is 33.0%

FUND TYPE	TOTAL EXPENDITURES	TOTAL SPENT WITH NON-HUBS	TOTAL SPENT WITH **ADJ. HUBS 33.0%	ASIAN PACIFIC	BLACK	**ADJUSTED HUB GOAL 33.0% HISPANIC	NATIVE AMERICAN	WOMAN
T	\$1,192,509	\$1,137,803/95.4%	\$54,705/4.58%	\$3,612/.303%	\$838/.070%	\$9,485/.795%	\$2,237/.187%	\$38,532/3.23%
N								
S								
-TC	\$18,039	\$18,039/100 %						
C	\$1,174,470	\$1,119,764/95.3%	\$54,705/4.65%	\$3,612/.307%	\$838/.071%	\$9,485/.807%	\$2,237/.190%	\$38,532/3.28%

551-DEPARTMENT OF AGRICULTURE-Commodity Purchasing Unadjusted Goal is 12.6%

FUND TYPE	TOTAL EXPENDITURES	TOTAL SPENT WITH NON-HUBS	TOTAL SPENT WITH **ADJ. HUBS 11.5%	TOTAL SPENT WITH *OTHER HUBS 1.1%	BLACK	**ADJUSTED HUB GOAL 11.5% HISPANIC	WOMAN	*OTHER HUB GOAL 1.1% ASIAN PACIFIC	NATIVE AMERICAN
T	\$1,439,190	\$1,339,644/93.0%	\$70,121/4.87%	\$29,425/2.04%	\$3,414/.237%	\$34,799/2.41%	\$31,907/2.21%	\$29,075/2.02%	\$350/.024%
N									
S									
-TC	\$626,961	\$626,556/99.9%	\$404/.064%				\$404/.064%		
C	\$812,229	\$713,088/87.7%	\$69,716/8.58%	\$29,425/3.62%	\$3,414/.420%	\$34,799/4.28%	\$31,502/3.87%	\$29,075/3.57%	\$350/.043%

DB = DEBIT (NEGATIVE AMOUNT) * = OTHER HUBS ** = ADJUSTED HUBS *** = DOLLARS REPORTED BUT NOT SHOWN IN THESE COLUMNS. SEE COVER LETTER PARA. 4
T-TREASURY, N=NON-TREASURY, S=SUBCONTRACTOR FUNDS & PROCUREMENT CARD HUB PURCHASES, TC-TERM CONTRACT, C=CONSOLIDATED. SEE PAGE 4 OF HUB REPORT FOR FUND TYPE DESCRIPTION.

554-TEXAS ANIMAL HEALTH COMMISSION-Heavy Construction Unadjusted Goal is 11.9%

FUND TYPE	TOTAL EXPENDITURES	TOTAL SPENT WITH NON-HUBS AMOUNT/%	TOTAL SPENT WITH **ADJ. HUBS 8.6% AMOUNT/%	TOTAL SPENT WITH *OTHER HUBS 5.3% AMOUNT/%	ASIAN PACIFIC AMOUNT/%	**ADJUSTED HUB GOAL 6.6% BLACK AMOUNT/%	HISPANIC AMOUNT/%	NATIVE AMERICAN AMOUNT/%	*OTHER HUB GOAL 5.3% WOMAN AMOUNT/%
T									
N									
S									
-TC									
C									

554-TEXAS ANIMAL HEALTH COMMISSION-Building Construction Unadjusted Goal is 26.1%

FUND TYPE	TOTAL EXPENDITURES	TOTAL SPENT WITH NON-HUBS	TOTAL SPENT WITH **ADJ. HUBS 25.1%	TOTAL SPENT WITH *OTHER HUBS 1.0%	BLACK	**ADJUSTED HUB GOAL 25.1% HISPANIC	WOMAN	*OTHER HUB GOAL 1.0% ASIAN PACIFIC	NATIVE AMERICAN
T									
N									
S									
-TC									
C									

554-TEXAS ANIMAL HEALTH COMMISSION-Special Trade Unadjusted Goal is 57.2%

FUND TYPE	TOTAL EXPENDITURES	TOTAL SPENT WITH NON-HUBS	TOTAL SPENT WITH **ADJ. HUBS 47.0%	TOTAL SPENT WITH *OTHER HUBS 10.2%	BLACK	**ADJUSTED HUB GOAL 47.0% HISPANIC	WOMAN	*OTHER HUB GOAL 10.2% ASIAN PACIFIC	NATIVE AMERICAN
T	\$970	\$970/100 %							
N									
S									
-TC									
C	\$970	\$970/100 %							

554-TEXAS ANIMAL HEALTH COMMISSION-Professional Services Unadjusted Goal is 20.0%

FUND TYPE	TOTAL EXPENDITURES	TOTAL SPENT WITH NON-HUBS	TOTAL SPENT WITH **ADJ. HUBS 18.1%	TOTAL SPENT WITH *OTHER HUBS 1.9%	BLACK	**ADJUSTED HUB GOAL 18.1% HISPANIC	WOMAN	*OTHER HUB GOAL 1.9% ASIAN PACIFIC	NATIVE AMERICAN
T									
N									
S									
-TC									
C									

554-TEXAS ANIMAL HEALTH COMMISSION-Other Services Unadjusted Goal is 33.0%

FUND TYPE	TOTAL EXPENDITURES	TOTAL SPENT WITH NON-HUBS	TOTAL SPENT WITH **ADJ. HUBS 33.0%	ASIAN PACIFIC	**ADJUSTED HUB GOAL 33.0% BLACK	HISPANIC	NATIVE AMERICAN	WOMAN
T	\$2,200,546DB	\$2,206,741DB	\$6,195			\$3,858		\$2,337
N								
S								
-TC	\$1,592	\$1,592/100 %						
C	\$2,202,138DB	\$2,208,334DB	\$6,195			\$3,858		\$2,337

554-TEXAS ANIMAL HEALTH COMMISSION-Commodity Purchasing Unadjusted Goal is 12.6%

FUND TYPE	TOTAL EXPENDITURES	TOTAL SPENT WITH NON-HUBS	TOTAL SPENT WITH **ADJ. HUBS 11.5%	TOTAL SPENT WITH *OTHER HUBS 1.1%	BLACK	**ADJUSTED HUB GOAL 11.5% HISPANIC	WOMAN	*OTHER HUB GOAL 1.1% ASIAN PACIFIC	NATIVE AMERICAN
T	\$201,765	\$157,386/78.0%	\$34,321/17.0%	\$10,056/4.98%	\$1,840/.912%	\$26,465/13.1%	\$6,016/2.98%	\$10,056/4.98%	
N									
S									
-TC	\$48,463	\$45,869/94.6%	\$2,484/5.12%	\$108/.223%			\$2,484/5.12%	\$108/.223%	
C	\$153,302	\$111,517/72.7%	\$31,836/20.7%	\$9,948/6.48%	\$1,840/1.20%	\$26,465/17.2%	\$3,531/2.30%	\$9,948/6.48%	

DB = DEBIT (NEGATIVE AMOUNT) * = OTHER HUBS ** = ADJUSTED HUBS *** = DOLLARS REPORTED BUT NOT SHOWN IN THESE COLUMNS. SEE COVER LETTER PARA. 4
T-TREASURY, N=NON-TREASURY, S=SUBCONTRACTOR FUNDS & PROCUREMENT CARD HUB PURCHASES, TC-TERM CONTRACT, C-CONSOLIDATED. SEE PAGE 4 OF HUB REPORT FOR FUND TYPE DESCRIPTION.

555-TEXAS AGRICULTURAL EXTENSION SERVS-Heavy Construction Unadjusted Goal is 11.9%

FUND TYPE	TOTAL EXPENDITURES	TOTAL SPENT WITH NON-HUBS AMOUNT/%	TOTAL SPENT WITH **ADJ. HUBS 6.6% AMOUNT/%	TOTAL SPENT WITH *OTHER HUBS 5.3% AMOUNT/%	ASIAN PACIFIC AMOUNT/%	**ADJUSTED HUB GOAL 6.6% BLACK AMOUNT/%	HISPANIC AMOUNT/%	NATIVE AMERICAN AMOUNT/%	*OTHER HUB GOAL 5.3% WOMAN AMOUNT/%
T									
N									
S									
-TC									
C									

555-TEXAS AGRICULTURAL EXTENSION SERVS-Building Construction Unadjusted Goal is 26.1%

FUND TYPE	TOTAL EXPENDITURES	TOTAL SPENT WITH NON-HUBS	TOTAL SPENT WITH **ADJ. HUBS 25.1%	TOTAL SPENT WITH *OTHER HUBS 1.0%	BLACK	**ADJUSTED HUB GOAL 25.1% HISPANIC	WOMAN	*OTHER HUB GOAL 1.0% ASIAN PACIFIC	NATIVE AMERICAN
T									
N									
S									
-TC									
C									

555-TEXAS AGRICULTURAL EXTENSION SERVS-Special Trade Unadjusted Goal is 57.2%

FUND TYPE	TOTAL EXPENDITURES	TOTAL SPENT WITH NON-HUBS	TOTAL SPENT WITH **ADJ. HUBS 47.0%	TOTAL SPENT WITH *OTHER HUBS 10.2%	BLACK	**ADJUSTED HUB GOAL 47.0% HISPANIC	WOMAN	*OTHER HUB GOAL 10.2% ASIAN PACIFIC	NATIVE AMERICAN
T	\$16,617	\$16,574/99.7%		\$42/.254%					
N	\$1,427	\$1,427/100%							
S									
-TC									
C	\$18,044	\$18,002/99.7%		\$42/.234%					\$42/.234%

555-TEXAS AGRICULTURAL EXTENSION SERVS-Professional Services Unadjusted Goal is 20.0%

FUND TYPE	TOTAL EXPENDITURES	TOTAL SPENT WITH NON-HUBS	TOTAL SPENT WITH **ADJ. HUBS 18.1%	TOTAL SPENT WITH *OTHER HUBS 1.9%	BLACK	**ADJUSTED HUB GOAL 18.1% HISPANIC	WOMAN	*OTHER HUB GOAL 1.9% ASIAN PACIFIC	NATIVE AMERICAN
T	\$180	\$180/100%							
N									
S									
-TC									
C	\$180	\$180/100%							

555-TEXAS AGRICULTURAL EXTENSION SERVS-Other Services Unadjusted Goal is 33.0%

FUND TYPE	TOTAL EXPENDITURES	TOTAL SPENT WITH NON-HUBS	TOTAL SPENT WITH **ADJ. HUBS 33.0%	ASIAN PACIFIC	BLACK	**ADJUSTED HUB GOAL 33.0% HISPANIC	NATIVE AMERICAN	WOMAN
T	\$388,968	\$371,500/95.5%	\$17,468/4.48%	\$168/.043%	\$160/.041%	\$2,706/.695%		\$14,433/3.71%
N	\$447,897	\$435,904/97.3%	\$11,992/2.67%			\$4,481/1.00%		\$7,510/1.67%
S								
-TC	\$8,326	\$8,326/100%						
C	\$828,540	\$799,079/96.4%	\$29,460/3.55%	\$168/.020%	\$160/.019%	\$7,188/.867%		\$21,944/2.64%

555-TEXAS AGRICULTURAL EXTENSION SERVS-Commodity Purchasing Unadjusted Goal is 12.6%

FUND TYPE	TOTAL EXPENDITURES	TOTAL SPENT WITH NON-HUBS	TOTAL SPENT WITH **ADJ. HUBS 11.5%	TOTAL SPENT WITH *OTHER HUBS 1.1%	BLACK	**ADJUSTED HUB GOAL 11.5% HISPANIC	WOMAN	*OTHER HUB GOAL 1.1% ASIAN PACIFIC	NATIVE AMERICAN
T	\$1,093,143	\$933,131/85.3%	\$120,768/11.0%	\$39,243/3.59%	\$3,063/.280%	\$10,369/.948%	\$107,335/9.81%	\$39,243/3.59%	
N	\$2,024,305	\$1,706,159/84.2%	\$220,016/10.8%	\$98,128/4.84%	\$9,632/.475%	\$74,163/3.66%	\$136,220/6.72%	\$98,128/4.84%	
S									
-TC	\$283,337	\$282,245/99.6%	\$1,092/.385%				\$1,092/.385%		
C	\$2,834,111	\$2,357,046/83.1%	\$339,692/11.9%	\$137,372/4.84%	\$12,695/.447%	\$84,533/2.98%	\$242,464/8.55%	\$137,372/4.84%	

DB = DEBIT (NEGATIVE AMOUNT) * = OTHER HUBS ** = ADJUSTED HUBS *** = DOLLARS REPORTED BUT NOT SHOWN IN THESE COLUMNS. SEE COVER LETTER PARA. 4
T-TREASURY, N-NON-TREASURY, S-SUBCONTRACTOR FUNDS & PROCUREMENT CARD HUB PURCHASES, TC-TERM CONTRACT, C-CONSOLIDATED. SEE PAGE 4 OF HUB REPORT FOR FUND TYPE DESCRIPTION.

556-TEXAS AGRICULTURAL EXPERIMENT STAT-Heavy Construction Unadjusted Goal is 11.9%

FUND TYPE	TOTAL EXPENDITURES	TOTAL SPENT WITH NON-HUBS AMOUNT/%	TOTAL SPENT WITH **ADJ HUBS 6.6% AMOUNT/%	TOTAL SPENT WITH *OTHER HUBS 5.3% AMOUNT/%	ASIAN PACIFIC AMOUNT/%	BLACK AMOUNT/%	HISPANIC AMOUNT/%	NATIVE AMERICAN AMOUNT/%	*OTHER HUB GOAL 5.3% WOMAN AMOUNT/%
T									
N	\$3,447	\$3,447/100 %							
S									
-TC									
C	\$3,447	\$3,447/100 %							

556-TEXAS AGRICULTURAL EXPERIMENT STAT-Building Construction Unadjusted Goal is 26.1%

FUND TYPE	TOTAL EXPENDITURES	TOTAL SPENT WITH NON-HUBS	TOTAL SPENT WITH **ADJ HUBS 25.1%	TOTAL SPENT WITH *OTHER HUBS 1.0%	BLACK	HISPANIC	WOMAN	*OTHER HUB GOAL 1.0% ASIAN PACIFIC NATIVE AMERICAN
T								
N	\$83,656		\$83,656/100 %				\$83,656/100 %	
S								
-TC								
C	\$83,656		\$83,656/100 %				\$83,656/100 %	

556-TEXAS AGRICULTURAL EXPERIMENT STAT-Special Trade Unadjusted Goal is 57.2%

FUND TYPE	TOTAL EXPENDITURES	TOTAL SPENT WITH NON-HUBS	TOTAL SPENT WITH **ADJ HUBS 47.0%	TOTAL SPENT WITH *OTHER HUBS 10.2%	BLACK	HISPANIC	ASIAN PACIFIC	NATIVE AMERICAN	WOMAN
T	\$31,458	\$31,458/100 %							
N	\$391,823	\$379,183/96.7%	\$7,225/1.84%	\$5,415/1.38%		\$7,225/1.84%			\$5,415/1.38%
S									
-TC									
C	\$423,282	\$410,642/97.0%	\$7,225/1.70%	\$5,415/1.27%		\$7,225/1.70%			\$5,415/1.27%

556-TEXAS AGRICULTURAL EXPERIMENT STAT-Professional Services Unadjusted Goal is 20.0%

FUND TYPE	TOTAL EXPENDITURES	TOTAL SPENT WITH NON-HUBS	TOTAL SPENT WITH **ADJ HUBS 18.1%	TOTAL SPENT WITH *OTHER HUBS 1.9%	BLACK	HISPANIC	WOMAN	*OTHER HUB GOAL 1.9% ASIAN PACIFIC NATIVE AMERICAN
T								
N	\$13,076	\$13,076/100 %						
S								
-TC								
C	\$13,076	\$13,076/100 %						

556-TEXAS AGRICULTURAL EXPERIMENT STAT-Other Services Unadjusted Goal is 33.0%

FUND TYPE	TOTAL EXPENDITURES	TOTAL SPENT WITH NON-HUBS	TOTAL SPENT WITH **ADJ HUBS 33.0%	ASIAN PACIFIC	BLACK	HISPANIC	NATIVE AMERICAN	WOMAN
T	\$440,881	\$412,570/93.5%	\$28,310/6.42%			\$3,384/.767%		\$24,926/5.65%
N	\$2,208,052	\$2,179,804/98.7%	\$28,247/1.27%	\$45/.002%		\$1,779/.080%		\$26,423/1.19%
S								
-TC	\$18,746	\$18,746/100 %						
C	\$2,630,187	\$2,573,629/97.8%	\$56,558/2.15%	\$45/.001%		\$5,164/.196%		\$51,349/1.95%

556-TEXAS AGRICULTURAL EXPERIMENT STAT-Commodity Purchasing Unadjusted Goal is 12.6%

FUND TYPE	TOTAL EXPENDITURES	TOTAL SPENT WITH NON-HUBS	TOTAL SPENT WITH **ADJ HUBS 11.5%	TOTAL SPENT WITH *OTHER HUBS 1.1%	BLACK	HISPANIC	WOMAN	*OTHER HUB GOAL 1.1% ASIAN PACIFIC NATIVE AMERICAN
T	\$1,499,272	\$1,405,166/93.7%	\$79,417/5.29%	\$14,688/.979%		\$32,053/2.13%	\$47,364/3.15%	\$14,688/.979%
N	\$5,382,007	\$5,249,939/97.5%	\$116,766/2.16%	\$15,301/.284%		\$18,738/.348%	\$98,028/1.82%	\$15,301/.284%
S								
-TC	\$85,401	\$89,909/94.2%	\$5,225/5.47%	\$266/.278%		\$275/.288%	\$4,950/5.18%	\$266/.278%
C	\$6,785,878	\$6,565,195/96.7%	\$190,958/2.81%	\$29,723/.438%		\$50,516/.744%	\$140,442/2.06%	\$29,723/.438%

DB = DEBIT (NEGATIVE AMOUNT) * = OTHER HUBS ** = ADJUSTED HUBS *** = DOLLARS REPORTED BUT NOT SHOWN IN THESE COLUMNS. SEE COVER LETTER PARA. 4
T=TREASURY, N=NON-TREASURY, S=SUBCONTRACTOR FUNDS & PROCUREMENT CARD HUB PURCHASES, TC=TERM CONTRACT, C=CONSOLIDATED. SEE PAGE 4 OF HUB REPORT FOR FUND TYPE DESCRIPTION.

557-TX VETERINARY MED DIAGNOSTIC LAB-Heavy Construction Unadjusted Goal is 11.9%

FUND TYPE	TOTAL EXPENDITURES	TOTAL SPENT WITH NON-HUBS AMOUNT/%	TOTAL SPENT WITH **ADJ. HUBS 6.6% AMOUNT/%	TOTAL SPENT WITH *OTHER HUBS 5.3% AMOUNT/%	ASIAN PACIFIC AMOUNT/%	**ADJUSTED HUB GOAL 6.6% BLACK AMOUNT/%	HISPANIC AMOUNT/%	NATIVE AMERICAN AMOUNT/%	*OTHER HUB GOAL 5.3% WOMAN AMOUNT/%
-----------	--------------------	------------------------------------	--	--	------------------------	--	-------------------	--------------------------	--

T
N
S
-TC

C

557-TX VETERINARY MED DIAGNOSTIC LAB-Building Construction Unadjusted Goal is 26.1%

FUND TYPE	TOTAL EXPENDITURES	TOTAL SPENT WITH NON-HUBS	TOTAL SPENT WITH **ADJ. HUBS 25.1%	TOTAL SPENT WITH *OTHER HUBS 1.0%	BLACK	**ADJUSTED HUB GOAL 25.1% HISPANIC	WOMAN	*OTHER HUB GOAL 1.0% ASIAN PACIFIC	NATIVE AMERICAN
-----------	--------------------	---------------------------	------------------------------------	-----------------------------------	-------	---------------------------------------	-------	---------------------------------------	-----------------

T
N
S
-TC

C

557-TX VETERINARY MED DIAGNOSTIC LAB-Special Trade Unadjusted Goal is 57.2%

FUND TYPE	TOTAL EXPENDITURES	TOTAL SPENT WITH NON-HUBS	TOTAL SPENT WITH **ADJ. HUBS 47.0%	TOTAL SPENT WITH *OTHER HUBS 10.2%	BLACK	**ADJUSTED HUB GOAL 47.0% HISPANIC	WOMAN	*OTHER HUB GOAL 10.2% ASIAN PACIFIC	NATIVE AMERICAN
-----------	--------------------	---------------------------	------------------------------------	------------------------------------	-------	---------------------------------------	-------	--	-----------------

T
N
S
-TC

C

557-TX VETERINARY MED DIAGNOSTIC LAB-Professional Services Unadjusted Goal is 20.0%

FUND TYPE	TOTAL EXPENDITURES	TOTAL SPENT WITH NON-HUBS	TOTAL SPENT WITH **ADJ. HUBS 18.1%	TOTAL SPENT WITH *OTHER HUBS 1.9%	BLACK	**ADJUSTED HUB GOAL 18.1% HISPANIC	WOMAN	*OTHER HUB GOAL 1.9% ASIAN PACIFIC	NATIVE AMERICAN
-----------	--------------------	---------------------------	------------------------------------	-----------------------------------	-------	---------------------------------------	-------	---------------------------------------	-----------------

T
N
S
-TC

C

557-TX VETERINARY MED DIAGNOSTIC LAB-Other Services Unadjusted Goal is 33.0%

FUND TYPE	TOTAL EXPENDITURES	TOTAL SPENT WITH NON-HUBS	TOTAL SPENT WITH **ADJ. HUBS 33.0%	ASIAN PACIFIC	**ADJUSTED HUB GOAL 33.0% BLACK	HISPANIC	NATIVE AMERICAN	WOMAN
-----------	--------------------	---------------------------	------------------------------------	---------------	------------------------------------	----------	-----------------	-------

T
N
S
-TC

C

557-TX VETERINARY MED DIAGNOSTIC LAB-Commodity Purchasing Unadjusted Goal is 12.6%

FUND TYPE	TOTAL EXPENDITURES	TOTAL SPENT WITH NON-HUBS	TOTAL SPENT WITH **ADJ. HUBS 11.5%	TOTAL SPENT WITH *OTHER HUBS 1.1%	BLACK	**ADJUSTED HUB GOAL 11.5% HISPANIC	WOMAN	*OTHER HUB GOAL 1.1% ASIAN PACIFIC	NATIVE AMERICAN
-----------	--------------------	---------------------------	------------------------------------	-----------------------------------	-------	---------------------------------------	-------	---------------------------------------	-----------------

T
N
S
-TC

C

DB = DEBIT (NEGATIVE AMOUNT) * = OTHER HUBS ** = ADJUSTED HUBS *** = DOLLARS REPORTED BUT NOT SHOWN IN THESE COLUMNS. SEE COVER LETTER PARA. 4
T-TREASURY, N-NON-TREASURY, S-SUBCONTRACTOR FUNDS & PROCUREMENT CARD HUB PURCHASES, TC-TERM CONTRACT, C-CONSOLIDATED. SEE PAGE 4 OF HUB REPORT FOR FUND TYPE DESCRIPTION.

576-TEXAS FOREST SERVICE-Heavy Construction Unadjusted Goal is 11.9%

FUND TYPE	TOTAL EXPENDITURES	TOTAL SPENT WITH NON-HUBS AMOUNT/%	TOTAL SPENT WITH **ADJ. HUBS 5.6% AMOUNT/%	TOTAL SPENT WITH *OTHER HUBS 5.3% AMOUNT/%	ASIAN PACIFIC AMOUNT/%	**ADJUSTED HUB GOAL 6.6% BLACK AMOUNT/%	HISPANIC AMOUNT/%	NATIVE AMERICAN AMOUNT/%	*OTHER HUB GOAL 5.3% WOMAN AMOUNT/%
T									
N									
S									
-TC									
C									

576-TEXAS FOREST SERVICE-Building Construction Unadjusted Goal is 26.1%

FUND TYPE	TOTAL EXPENDITURES	TOTAL SPENT WITH NON-HUBS	TOTAL SPENT WITH **ADJ. HUBS 25.1%	TOTAL SPENT WITH *OTHER HUBS 1.0%	BLACK	**ADJUSTED HUB GOAL 25.1% HISPANIC	WOMAN	*OTHER HUB GOAL 1.0% ASIAN PACIFIC	NATIVE AMERICAN
T									
N	\$48,758	\$45,140/92.5%	\$3,618/7.42%			\$3,618/7.42%			
S									
-TC									
C	\$48,758	\$45,140/92.5%	\$3,618/7.42%			\$3,618/7.42%			

576-TEXAS FOREST SERVICE-Special Trade Unadjusted Goal is 57.2%

FUND TYPE	TOTAL EXPENDITURES	TOTAL SPENT WITH NON-HUBS	TOTAL SPENT WITH **ADJ. HUBS 47.0%	TOTAL SPENT WITH *OTHER HUBS 10.2%	BLACK	**ADJUSTED HUB GOAL 47.0% HISPANIC	ASIAN PACIFIC	*OTHER HUB GOAL 10.2% NATIVE AMERICAN	WOMAN
T	\$31,696	\$31,696/100%							
N	\$6,640	\$6,640/100%							
S									
-TC									
C	\$38,337	\$38,337/100%							

576-TEXAS FOREST SERVICE-Professional Services Unadjusted Goal is 20.0%

FUND TYPE	TOTAL EXPENDITURES	TOTAL SPENT WITH NON-HUBS	TOTAL SPENT WITH **ADJ. HUBS 18.1%	TOTAL SPENT WITH *OTHER HUBS 1.9%	BLACK	**ADJUSTED HUB GOAL 18.1% HISPANIC	WOMAN	*OTHER HUB GOAL 1.9% ASIAN PACIFIC	NATIVE AMERICAN
T	\$3,495	\$3,495/100%							
N	\$3,495	\$3,495/100%							
S									
-TC									
C	\$3,495	\$3,495/100%							

576-TEXAS FOREST SERVICE-Other Services Unadjusted Goal is 33.0%

FUND TYPE	TOTAL EXPENDITURES	TOTAL SPENT WITH NON-HUBS	TOTAL SPENT WITH **ADJ. HUBS 33.0%	TOTAL SPENT WITH *OTHER HUBS 1.1%	ASIAN PACIFIC	**ADJUSTED HUB GOAL 33.0% BLACK	HISPANIC	NATIVE AMERICAN	WOMAN
T	\$104,762	\$102,694/98.0%	\$2,068/1.97%			\$225/.214%			\$1,843/1.75%
N	\$979,485	\$858,698/87.6%	\$120,787/12.3%			\$75/.007%	\$118,464/12.0%		\$2,248/.229%
S									
-TC	\$3,065	\$3,065/100%							
C	\$1,081,182	\$958,327/88.6%	\$122,855/11.3%			\$300/.027%	\$118,464/10.9%		\$4,091/.378%

576-TEXAS FOREST SERVICE-Commodity Purchasing Unadjusted Goal is 12.6%

FUND TYPE	TOTAL EXPENDITURES	TOTAL SPENT WITH NON-HUBS	TOTAL SPENT WITH **ADJ. HUBS 11.5%	TOTAL SPENT WITH *OTHER HUBS 1.1%	BLACK	**ADJUSTED HUB GOAL 11.5% HISPANIC	WOMAN	*OTHER HUB GOAL 1.1% ASIAN PACIFIC	NATIVE AMERICAN
T	\$270,305	\$269,683/99.7%	\$356/.132%	\$265/.098%	\$9,891/3.58%	\$840/.310%	\$10,174DB	\$265/.098%	
N	\$1,239,061	\$1,223,974/98.7%	\$14,463/1.16%	\$623/.050%	\$1,276/.103%	\$1,160/.093%	\$12,026/.970%	\$623/.050%	
S									
-TC	\$48,534	\$48,319/99.5%	\$214/.442%				\$214/.442%		
C	\$1,460,832	\$1,445,338/98.9%	\$14,605/.999%	\$888/.060%	\$10,967/.750%	\$2,000/.137%	\$1,637/.112%	\$888/.060%	

DB = DEBIT (NEGATIVE AMOUNT) * = OTHER HUBS ** = ADJUSTED HUBS *** = DOLLARS REPORTED BUT NOT SHOWN IN THESE COLUMNS. SEE COVER LETTER PARA. 4
T=TREASURY, N=NON-TREASURY, S=SUBCONTRACTOR FUNDS & PROCUREMENT CARD HUB PURCHASES, TC=TERM CONTRACT, C=CONSOLIDATED. SEE PAGE 4 OF HUB REPORT FOR FUND TYPE DESCRIPTION.

577-TX WILDLIFE DAMAGE MGMT SERVICE-Heavy Construction Unadjusted Goal is 11.9%

FUND TYPE	TOTAL EXPENDITURES	TOTAL SPENT WITH NON-HUBS AMOUNT/%	TOTAL SPENT WITH **ADJ HUBS 6.6% AMOUNT/%	TOTAL SPENT WITH *OTHER HUBS 5.3% AMOUNT/%	ASIAN PACIFIC AMOUNT/%	**ADJUSTED HUB GOAL 6.6% BLACK AMOUNT/%	HISPANIC AMOUNT/%	NATIVE AMERICAN AMOUNT/%	*OTHER HUB GOAL 5.3% WOMAN AMOUNT/%
T									
N									
S									
-TC									
C									

577-TX WILDLIFE DAMAGE MGMT SERVICE-Building Construction Unadjusted Goal is 26.1%

FUND TYPE	TOTAL EXPENDITURES	TOTAL SPENT WITH NON-HUBS	TOTAL SPENT WITH **ADJ HUBS 25.1% AMOUNT/%	TOTAL SPENT WITH *OTHER HUBS 1.0% AMOUNT/%	BLACK	**ADJUSTED HUB GOAL 25.1% HISPANIC	WOMAN	*OTHER HUB GOAL 1.0% ASIAN PACIFIC	NATIVE AMERICAN
T									
N									
S									
-TC									
C									

577-TX WILDLIFE DAMAGE MGMT SERVICE-Special Trade Unadjusted Goal is 57.2%

FUND TYPE	TOTAL EXPENDITURES	TOTAL SPENT WITH NON-HUBS	TOTAL SPENT WITH **ADJ HUBS 47.0% AMOUNT/%	TOTAL SPENT WITH *OTHER HUBS 10.2% AMOUNT/%	BLACK	**ADJUSTED HUB GOAL 47.0% HISPANIC	ASIAN PACIFIC	*OTHER HUB GOAL 10.2% NATIVE AMERICAN	WOMAN
T									
N									
S									
-TC									
C									

577-TX WILDLIFE DAMAGE MGMT SERVICE-Professional Services Unadjusted Goal is 20.0%

FUND TYPE	TOTAL EXPENDITURES	TOTAL SPENT WITH NON-HUBS	TOTAL SPENT WITH **ADJ HUBS 18.1% AMOUNT/%	TOTAL SPENT WITH *OTHER HUBS 1.9% AMOUNT/%	BLACK	**ADJUSTED HUB GOAL 18.1% HISPANIC	WOMAN	*OTHER HUB GOAL 1.9% ASIAN PACIFIC	NATIVE AMERICAN
T	\$935	\$935/100 %							
N	\$312	\$312/100 %							
S									
-TC									
C	\$1,247	\$1,247/100 %							

577-TX WILDLIFE DAMAGE MGMT SERVICE-Other Services Unadjusted Goal is 33.0%

FUND TYPE	TOTAL EXPENDITURES	TOTAL SPENT WITH NON-HUBS	TOTAL SPENT WITH **ADJ HUBS 33.0% AMOUNT/%	ASIAN PACIFIC	**ADJUSTED HUB GOAL 33.0% BLACK	HISPANIC	NATIVE AMERICAN	WOMAN
T	\$23,065	\$20,708/89.7%	\$2,357/10.2%		\$136/.591%	\$1,766/7.65%		\$454/1.97%
N	\$2,372	\$2,372/100 %						
S								
-TC								
C	\$25,438	\$23,081/90.7%	\$2,357/9.26%		\$136/.536%	\$1,766/6.94%		\$454/1.78%

577-TX WILDLIFE DAMAGE MGMT SERVICE-Commodity Purchasing Unadjusted Goal is 12.6%

FUND TYPE	TOTAL EXPENDITURES	TOTAL SPENT WITH NON-HUBS	TOTAL SPENT WITH **ADJ HUBS 11.5% AMOUNT/%	TOTAL SPENT WITH *OTHER HUBS 1.1% AMOUNT/%	BLACK	**ADJUSTED HUB GOAL 11.5% HISPANIC	WOMAN	*OTHER HUB GOAL 1.1% ASIAN PACIFIC	NATIVE AMERICAN
T	\$39,783	\$35,142/88.3%	\$4,640/11.6%		\$2,368/5.95%	\$538/1.35%	\$1,734/4.35%		
N	\$16,276	\$15,883/97.5%	\$392/2.41%		\$392/2.41%				
S									
-TC	\$4,444	\$4,444/100 %							
C	\$51,615	\$46,582/90.2%	\$5,033/9.75%		\$2,761/5.34%	\$538/1.04%	\$1,734/3.35%		

DB = DEBIT (NEGATIVE AMOUNT) * = OTHER HUBS ** = ADJUSTED HUBS *** = DOLLARS REPORTED BUT NOT SHOWN IN THESE COLUMNS. SEE COVER LETTER PARA. 4
T-TREASURY, N-NON-TREASURY, S-SUBCONTRACTOR FUNDS & PROCUREMENT CARD HUB PURCHASES, TC-TERM CONTRACT, C-CONSOLIDATED. SEE PAGE 4 OF HUB REPORT FOR FUND TYPE DESCRIPTION.

578-BOARD OF VETERINARY MED EXAMINERS-Heavy Construction Unadjusted Goal is 11.9%

FUND TYPE	TOTAL EXPENDITURES	TOTAL SPENT WITH NON-HUBS AMOUNT/%	TOTAL SPENT WITH **ADJ. HUBS 6.6% AMOUNT/%	TOTAL SPENT WITH *OTHER HUBS 5.3% AMOUNT/%	ASIAN PACIFIC AMOUNT/%	**ADJUSTED HUB GOAL 6.6% BLACK AMOUNT/%	HISPANIC AMOUNT/%	NATIVE AMERICAN AMOUNT/%	*OTHER HUB GOAL 5.3% WOMAN AMOUNT/%
T									
N									
S									
-TC									
C									

578-BOARD OF VETERINARY MED EXAMINERS-Building Construction Unadjusted Goal is 26.1%

FUND TYPE	TOTAL EXPENDITURES	TOTAL SPENT WITH NON-HUBS	TOTAL SPENT WITH **ADJ. HUBS 25.1%	TOTAL SPENT WITH *OTHER HUBS 1.0%	BLACK	**ADJUSTED HUB GOAL 25.1% HISPANIC	WOMAN	*OTHER HUB GOAL 1.0% ASIAN PACIFIC	NATIVE AMERICAN
T									
N									
S									
-TC									
C									

578-BOARD OF VETERINARY MED EXAMINERS-Special Trade Unadjusted Goal is 57.2%

FUND TYPE	TOTAL EXPENDITURES	TOTAL SPENT WITH NON-HUBS	TOTAL SPENT WITH **ADJ. HUBS 47.0%	TOTAL SPENT WITH *OTHER HUBS 10.2%	BLACK	**ADJUSTED HUB GOAL 47.0% HISPANIC	WOMAN	*OTHER HUB GOAL 10.2% ASIAN PACIFIC	NATIVE AMERICAN
T									
N									
S									
-TC									
C									

578-BOARD OF VETERINARY MED EXAMINERS-Professional Services Unadjusted Goal is 20.0%

FUND TYPE	TOTAL EXPENDITURES	TOTAL SPENT WITH NON-HUBS	TOTAL SPENT WITH **ADJ. HUBS 18.1%	TOTAL SPENT WITH *OTHER HUBS 1.9%	BLACK	**ADJUSTED HUB GOAL 18.1% HISPANIC	WOMAN	*OTHER HUB GOAL 1.9% ASIAN PACIFIC	NATIVE AMERICAN
T	\$605	\$605/100 %							
N									
S									
-TC									
C	\$605	\$605/100 %							

578-BOARD OF VETERINARY MED EXAMINERS-Other Services Unadjusted Goal is 33.0%

FUND TYPE	TOTAL EXPENDITURES	TOTAL SPENT WITH NON-HUBS	TOTAL SPENT WITH **ADJ. HUBS 33.0%	TOTAL SPENT WITH *OTHER HUBS 1.1%	ASIAN PACIFIC	**ADJUSTED HUB GOAL 33.0% BLACK	HISPANIC	NATIVE AMERICAN	WOMAN
T	\$14,714	\$12,362/84.0%	\$2,352/15.9%						\$2,352/15.9%
N									
S									
-TC	\$818	\$818/100 %							
C	\$13,896	\$11,543/83.0%	\$2,352/16.9%						\$2,352/16.9%

578-BOARD OF VETERINARY MED EXAMINERS-Commodity Purchasing Unadjusted Goal is 12.6%

FUND TYPE	TOTAL EXPENDITURES	TOTAL SPENT WITH NON-HUBS	TOTAL SPENT WITH **ADJ. HUBS 11.5%	TOTAL SPENT WITH *OTHER HUBS 1.1%	BLACK	**ADJUSTED HUB GOAL 11.5% HISPANIC	WOMAN	*OTHER HUB GOAL 1.1% ASIAN PACIFIC	NATIVE AMERICAN
T	\$65,117	\$61,328/94.1%	\$483/.742%	\$3,305/5.07%	\$43/.067%		\$439/.675%	\$3,305/5.07%	
N									
S									
-TC	\$8,068	\$8,068/100 %							
C	\$57,049	\$53,260/93.3%	\$483/.847%	\$3,305/5.79%	\$43/.076%		\$439/.770%	\$3,305/5.79%	

DB = DEBIT (NEGATIVE AMOUNT) * = OTHER HUBS ** = ADJUSTED HUBS *** = DOLLARS REPORTED BUT NOT SHOWN IN THESE COLUMNS. SEE COVER LETTER PARA. 4
T=TREASURY, N=NON-TREASURY, S=SUBCONTRACTOR FUNDS & PROCUREMENT CARD HUB PURCHASES, TC=TERM CONTRACT, C=CONSOLIDATED. SEE PAGE 4 OF HUB REPORT FOR FUND TYPE DESCRIPTION.

579-RIO GRANDE COMPACT COMMISSION-Heavy Construction Unadjusted Goal is 11.9%

FUND TYPE	TOTAL EXPENDITURES	TOTAL SPENT WITH NON-HUBS AMOUNT/%	TOTAL SPENT WITH **ADJ. HUBS 6.6% AMOUNT/%	TOTAL SPENT WITH *OTHER HUBS 5.3% AMOUNT/%	ASIAN PACIFIC AMOUNT/%	**ADJUSTED HUB GOAL 6.6% BLACK AMOUNT/%	HISPANIC AMOUNT/%	NATIVE AMERICAN AMOUNT/%	*OTHER HUB GOAL 5.3% WOMAN AMOUNT/%
T									
N									
S									
-TC									
C									

579-RIO GRANDE COMPACT COMMISSION-Building Construction Unadjusted Goal is 26.1%

FUND TYPE	TOTAL EXPENDITURES	TOTAL SPENT WITH NON-HUBS	TOTAL SPENT WITH **ADJ. HUBS 25.1%	TOTAL SPENT WITH *OTHER HUBS 1.0%	BLACK	**ADJUSTED HUB GOAL 25.1% HISPANIC	WOMAN	*OTHER HUB GOAL 1.0% ASIAN PACIFIC	NATIVE AMERICAN
T									
N									
S									
-TC									
C									

579-RIO GRANDE COMPACT COMMISSION-Special Trade Unadjusted Goal is 57.2%

FUND TYPE	TOTAL EXPENDITURES	TOTAL SPENT WITH NON-HUBS	TOTAL SPENT WITH **ADJ. HUBS 47.0%	TOTAL SPENT WITH *OTHER HUBS 10.2%	BLACK	**ADJUSTED HUB GOAL 47.0% HISPANIC	ASIAN PACIFIC	*OTHER HUB GOAL 10.2% NATIVE AMERICAN	WOMAN
T									
N									
S									
-TC									
C									

579-RIO GRANDE COMPACT COMMISSION-Professional Services Unadjusted Goal is 20.0%

FUND TYPE	TOTAL EXPENDITURES	TOTAL SPENT WITH NON-HUBS	TOTAL SPENT WITH **ADJ. HUBS 18.1%	TOTAL SPENT WITH *OTHER HUBS 1.9%	BLACK	**ADJUSTED HUB GOAL 18.1% HISPANIC	WOMAN	*OTHER HUB GOAL 1.9% ASIAN PACIFIC	NATIVE AMERICAN
T									
N									
S									
-TC									
C									

579-RIO GRANDE COMPACT COMMISSION-Other Services Unadjusted Goal is 33.0%

FUND TYPE	TOTAL EXPENDITURES	TOTAL SPENT WITH NON-HUBS	TOTAL SPENT WITH **ADJ. HUBS 33.0%	ASIAN PACIFIC	**ADJUSTED HUB GOAL 33.0% BLACK	HISPANIC	NATIVE AMERICAN	WOMAN
T	\$522	\$522/100 %						
N								
S								
-TC								
C	\$522	\$522/100 %						

579-RIO GRANDE COMPACT COMMISSION-Commodity Purchasing Unadjusted Goal is 12.6%

FUND TYPE	TOTAL EXPENDITURES	TOTAL SPENT WITH NON-HUBS	TOTAL SPENT WITH **ADJ. HUBS 11.5%	TOTAL SPENT WITH *OTHER HUBS 1.1%	BLACK	**ADJUSTED HUB GOAL 11.5% HISPANIC	WOMAN	*OTHER HUB GOAL 1.1% ASIAN PACIFIC	NATIVE AMERICAN
T	\$737	\$737/100 %							
N									
S									
-TC	\$547	\$547/100 %							
C	\$189	\$189/100 %							

DB = DEBIT (NEGATIVE AMOUNT) * = OTHER HUBS ** = ADJUSTED HUBS *** = DOLLARS REPORTED BUT NOT SHOWN IN THESE COLUMNS. SEE COVER LETTER PARA. 4
T-TREASURY, N-NON-TREASURY, S-SUBCONTRACTOR FUNDS & PROCUREMENT CARD HUB PURCHASES, TC-TERM CONTRACT, C-CONSOLIDATED. SEE PAGE 4 OF HUB REPORT FOR FUND TYPE DESCRIPTION.

580-TEXAS WATER DEVELOPMENT BOARD-Heavy Construction Unadjusted Goal is 11.9%

FUND TYPE	TOTAL EXPENDITURES	TOTAL SPENT WITH NON-HUBS AMOUNT/%	TOTAL SPENT WITH **ADJ HUBS 6.6% AMOUNT/%	TOTAL SPENT WITH *OTHER HUBS 5.3% AMOUNT/%	ASIAN PACIFIC AMOUNT/%	**ADJUSTED HUB GOAL 6.6% BLACK AMOUNT/%	HISPANIC AMOUNT/%	NATIVE AMERICAN AMOUNT/%	*OTHER HUB GOAL 5.3% WOMAN AMOUNT/%
T									
N									
S									
-TC									
C									

580-TEXAS WATER DEVELOPMENT BOARD-Building Construction Unadjusted Goal is 26.1%

FUND TYPE	TOTAL EXPENDITURES	TOTAL SPENT WITH NON-HUBS	TOTAL SPENT WITH **ADJ HUBS 25.1%	TOTAL SPENT WITH *OTHER HUBS 1.0%	BLACK	**ADJUSTED HUB GOAL 25.1% HISPANIC	WOMAN	*OTHER HUB GOAL 1.0% ASIAN PACIFIC	NATIVE AMERICAN
T									
N									
S									
-TC									
C									

580-TEXAS WATER DEVELOPMENT BOARD-Special Trade Unadjusted Goal is 57.2%

FUND TYPE	TOTAL EXPENDITURES	TOTAL SPENT WITH NON-HUBS	TOTAL SPENT WITH **ADJ HUBS 47.0%	TOTAL SPENT WITH *OTHER HUBS 10.2%	BLACK	**ADJUSTED HUB GOAL 47.0% HISPANIC	ASIAN PACIFIC	*OTHER HUB GOAL 10.2% NATIVE AMERICAN	WOMAN
T									
N									
S									
-TC									
C									

580-TEXAS WATER DEVELOPMENT BOARD-Professional Services Unadjusted Goal is 20.0%

FUND TYPE	TOTAL EXPENDITURES	TOTAL SPENT WITH NON-HUBS	TOTAL SPENT WITH **ADJ HUBS 18.1%	TOTAL SPENT WITH *OTHER HUBS 1.9%	BLACK	**ADJUSTED HUB GOAL 18.1% HISPANIC	WOMAN	*OTHER HUB GOAL 1.9% ASIAN PACIFIC	NATIVE AMERICAN
T	\$323,446	\$322,286/99.6%	\$1,160/.358%				\$1,160/.358%		
N									
S									
-TC									
C	\$323,446	\$322,286/99.6%	\$1,160/.358%				\$1,160/.358%		

580-TEXAS WATER DEVELOPMENT BOARD-Other Services Unadjusted Goal is 33.0%

FUND TYPE	TOTAL EXPENDITURES	TOTAL SPENT WITH NON-HUBS	TOTAL SPENT WITH **ADJ HUBS 33.0%	TOTAL SPENT WITH *OTHER HUBS 1.1%	ASIAN PACIFIC	BLACK	**ADJUSTED HUB GOAL 33.0% HISPANIC	NATIVE AMERICAN	WOMAN
T	\$436,104	\$406,044/93.1%	\$30,060/6.89%		\$790/.181%	\$15,029/3.44%	\$5,152/1.18%		\$9,088/2.08%
N									
S									
-TC	\$18,979	\$18,746/98.7%	\$232/1.22%						\$232/1.22%
C	\$417,125	\$387,297/92.8%	\$29,827/7.15%		\$790/.189%	\$15,029/3.60%	\$5,152/1.23%		\$8,856/2.12%

580-TEXAS WATER DEVELOPMENT BOARD-Commodity Purchasing Unadjusted Goal is 12.6%

FUND TYPE	TOTAL EXPENDITURES	TOTAL SPENT WITH NON-HUBS	TOTAL SPENT WITH **ADJ HUBS 11.5%	TOTAL SPENT WITH *OTHER HUBS 1.1%	BLACK	**ADJUSTED HUB GOAL 11.5% HISPANIC	WOMAN	*OTHER HUB GOAL 1.1% ASIAN PACIFIC	NATIVE AMERICAN
T	\$685,442	\$484,806/70.7%	\$32,436/4.73%	\$168,199/24.5%	\$4,507/.657%	\$4,150/.605%	\$23,778/3.46%	\$168,199/24.5%	
N									
S									
-TC	\$144,540	\$137,772/95.3%	\$1,217/.842%	\$5,550/3.84%		\$742/.513%	\$475/.328%	\$5,550/3.84%	
C	\$540,901	\$347,034/64.1%	\$31,218/5.77%	\$162,648/30.0%	\$4,507/.833%	\$3,408/.630%	\$23,302/4.30%	\$162,648/30.0%	

DB = DEBIT (NEGATIVE AMOUNT) * = OTHER HUBS ** = ADJUSTED HUBS *** = DOLLARS REPORTED BUT NOT SHOWN IN THESE COLUMNS. SEE COVER LETTER PARA. 4
T=TREASURY, N=NON-TREASURY, S=SUBCONTRACTOR FUNDS & PROCUREMENT CARD HUB PURCHASES, TC=TERM CONTRACT, C=CONSOLIDATED. SEE PAGE 4 OF HUB REPORT FOR FUND TYPE DESCRIPTION.

582-TEXAS NATURAL RESOURCE CONSERV COMM-Heavy Construction Unadjusted Goal is 11.9%

FUND TYPE	TOTAL EXPENDITURES	TOTAL SPENT WITH NON-HUBS AMOUNT/%	TOTAL SPENT WITH **ADJ. HUBS 5.6% AMOUNT/%	TOTAL SPENT WITH *OTHER HUBS 5.3% AMOUNT/%	ASIAN PACIFIC AMOUNT/%	**ADJUSTED HUB GOAL 5.6% BLACK AMOUNT/%	HISPANIC AMOUNT/%	NATIVE AMERICAN AMOUNT/%	*OTHER HUB GOAL 5.3% WOMAN AMOUNT/%
T									
N									
S									
-TC									
C									

582-TEXAS NATURAL RESOURCE CONSERV COMM-Building Construction Unadjusted Goal is 26.1%

FUND TYPE	TOTAL EXPENDITURES	TOTAL SPENT WITH NON-HUBS	TOTAL SPENT WITH **ADJ. HUBS 25.1%	TOTAL SPENT WITH *OTHER HUBS 1.0%	BLACK	**ADJUSTED HUB GOAL 25.1% HISPANIC	WOMAN	*OTHER HUB GOAL 1.0% ASIAN PACIFIC	NATIVE AMERICAN
T	\$490DB	\$490DB							
N									
S									
-TC									
C	\$490DB	\$490DB							

582-TEXAS NATURAL RESOURCE CONSERV COMM-Special Trade Unadjusted Goal is 57.2%

FUND TYPE	TOTAL EXPENDITURES	TOTAL SPENT WITH NON-HUBS	TOTAL SPENT WITH **ADJ. HUBS 57.0%	TOTAL SPENT WITH *OTHER HUBS 10.2%	BLACK	**ADJUSTED HUB GOAL 47.0% HISPANIC	WOMAN	*OTHER HUB GOAL 10.2% ASIAN PACIFIC	NATIVE AMERICAN	WOMAN
T	\$179,042	\$178,918/99.9%		\$124/.069%						\$124/.069%
N										
S										
-TC	\$376	\$376/100%								
C	\$178,665	\$178,541/99.9%		\$124/.069%						\$124/.069%

582-TEXAS NATURAL RESOURCE CONSERV COMM-Professional Services Unadjusted Goal is 20.0%

FUND TYPE	TOTAL EXPENDITURES	TOTAL SPENT WITH NON-HUBS	TOTAL SPENT WITH **ADJ. HUBS 18.1%	TOTAL SPENT WITH *OTHER HUBS 1.9%	BLACK	**ADJUSTED HUB GOAL 18.1% HISPANIC	WOMAN	*OTHER HUB GOAL 1.9% ASIAN PACIFIC	NATIVE AMERICAN
T	\$3,526,266	\$3,526,266/100%							
N									
S	***	***	\$763,660/21.8%	\$64,072/1.83%	\$21,425/.612%	\$238,736/6.82%	\$503,498/14.3%	\$47,189/1.34%	\$16,883/.482%
-TC									
C	\$3,526,266	\$3,526,266/100%	\$763,660/21.8%	\$64,072/1.81%	\$21,425/.607%	\$238,736/6.77%	\$503,498/14.2%	\$47,189/1.33%	\$16,883/.478%

582-TEXAS NATURAL RESOURCE CONSERV COMM-Other Services Unadjusted Goal is 33.0%

FUND TYPE	TOTAL EXPENDITURES	TOTAL SPENT WITH NON-HUBS	TOTAL SPENT WITH **ADJ. HUBS 33.0%	ASIAN PACIFIC	BLACK	**ADJUSTED HUB GOAL 33.0% HISPANIC	NATIVE AMERICAN	WOMAN
T	\$15,491,407	\$13,842,034/89.3%	\$1,649,372/10.6%	\$230,607/1.48%	\$14,505/.093%	\$70,397/.454%	\$493/.003%	\$1,333,369/8.60%
N								
S	***	***	\$657,423/5.95%	\$31,602/.286%	\$69,072/.625%	\$154,126/1.39%	\$6,412/.058%	\$396,209/3.58%
-TC	\$2,051,181	\$2,034,729/99.1%	\$16,451/.802%			\$457/.022%		\$15,994/.779%
C	\$13,440,226	\$11,807,304/87.8%	\$2,290,344/17.0%	\$262,209/1.95%	\$83,577/.621%	\$224,067/1.66%	\$6,906/.051%	\$1,713,584/12.7%

582-TEXAS NATURAL RESOURCE CONSERV COMM-Commodity Purchasing Unadjusted Goal is 12.6%

FUND TYPE	TOTAL EXPENDITURES	TOTAL SPENT WITH NON-HUBS	TOTAL SPENT WITH **ADJ. HUBS 11.5%	TOTAL SPENT WITH *OTHER HUBS 1.1%	BLACK	**ADJUSTED HUB GOAL 11.5% HISPANIC	WOMAN	*OTHER HUB GOAL 1.1% ASIAN PACIFIC	NATIVE AMERICAN
T	\$10,233,248	\$8,320,468/81.3%	\$579,723/5.66%	\$1,333,056/13.0%	\$69,586/.680%	\$187,652/1.83%	\$322,484/3.15%	\$1,330,918/13.0%	\$2,138/.020%
N									
S									
-TC	\$1,575,594	\$1,501,101/95.2%	\$69,352/4.40%	\$5,140/.326%	\$1,398/.088%	\$6,807/.432%	\$61,146/3.88%	\$3,468/.220%	\$1,672/.106%
C	\$8,657,654	\$6,819,366/78.7%	\$510,371/5.89%	\$1,327,916/15.3%	\$68,188/.787%	\$180,845/2.08%	\$261,337/3.01%	\$1,327,449/15.3%	\$466/.005%

DB = DEBIT (NEGATIVE AMOUNT) * = OTHER HUBS ** = ADJUSTED HUBS *** = DOLLARS REPORTED BUT NOT SHOWN IN THESE COLUMNS. SEE COVER LETTER PARA. 4
T=TREASURY, N=NON-TREASURY, S=SUBCONTRACTOR FUNDS & PROCUREMENT CARD HUB PURCHASES, TC=TERM CONTRACT, C=CONSOLIDATED. SEE PAGE 4 OF HUB REPORT FOR FUND TYPE DESCRIPTION.

FUND TYPE	TOTAL EXPENDITURES	TOTAL SPENT WITH NON-HUBS AMOUNT/%	592-SOIL & WATER CONSERVATION BOARD-Heavy Construction Unadjusted Goal is 11.9%		**ADJUSTED HUB GOAL 6.6%				*OTHER HUB GOAL 5.3% WOMAN AMOUNT/%
			TOTAL SPENT WITH **ADJ. HUBS 8.6% AMOUNT/%	TOTAL SPENT WITH *OTHER HUBS 5.3% AMOUNT/%	ASIAN PACIFIC AMOUNT/%	BLACK AMOUNT/%	HISPANIC AMOUNT/%	NATIVE AMERICAN AMOUNT/%	
T									
N									
S									
-TC									
C									

FUND TYPE	TOTAL EXPENDITURES	TOTAL SPENT WITH NON-HUBS	592-SOIL & WATER CONSERVATION BOARD-Building Construction Unadjusted Goal is 26.1%		**ADJUSTED HUB GOAL 25.1%			*OTHER HUB GOAL 1.0%	
			TOTAL SPENT WITH **ADJ. HUBS 25.1%	TOTAL SPENT WITH *OTHER HUBS 1.0%	BLACK	HISPANIC	WOMAN	ASIAN PACIFIC	NATIVE AMERICAN
T									
N									
S									
-TC									
C									

FUND TYPE	TOTAL EXPENDITURES	TOTAL SPENT WITH NON-HUBS	592-SOIL & WATER CONSERVATION BOARD-Special Trade Unadjusted Goal is 57.2%		**ADJUSTED HUB GOAL 47.0%		*OTHER HUB GOAL 10.2%		
			TOTAL SPENT WITH **ADJ. HUBS 47.0%	TOTAL SPENT WITH *OTHER HUBS 10.2%	BLACK	HISPANIC	ASIAN PACIFIC	NATIVE AMERICAN	WOMAN
T	\$6,441			\$6,441/100 %					\$6,441/100 %
N									
S									
-TC									
C	\$6,441			\$6,441/100 %					\$6,441/100 %

FUND TYPE	TOTAL EXPENDITURES	TOTAL SPENT WITH NON-HUBS	592-SOIL & WATER CONSERVATION BOARD-Professional Services Unadjusted Goal is 20.0%		**ADJUSTED HUB GOAL 18.1%			*OTHER HUB GOAL 1.9%	
			TOTAL SPENT WITH **ADJ. HUBS 18.1%	TOTAL SPENT WITH *OTHER HUBS 1.9%	BLACK	HISPANIC	WOMAN	ASIAN PACIFIC	NATIVE AMERICAN
T									
N									
S									
-TC									
C									

FUND TYPE	TOTAL EXPENDITURES	TOTAL SPENT WITH NON-HUBS	592-SOIL & WATER CONSERVATION BOARD-Other Services Unadjusted Goal is 33.0%		**ADJUSTED HUB GOAL 33.0%				
			TOTAL SPENT WITH **ADJ. HUBS 33.0%	ASIAN PACIFIC	BLACK	HISPANIC	NATIVE AMERICAN	WOMAN	
T	\$291,901	\$291,901/100 %							
N									
S									
-TC									
C	\$291,901	\$291,901/100 %							

FUND TYPE	TOTAL EXPENDITURES	TOTAL SPENT WITH NON-HUBS	592-SOIL & WATER CONSERVATION BOARD-Commodity Purchasing Unadjusted Goal is 12.6%		**ADJUSTED HUB GOAL 11.5%			*OTHER HUB GOAL 1.1%	
			TOTAL SPENT WITH **ADJ. HUBS 11.5%	TOTAL SPENT WITH *OTHER HUBS 1.1%	BLACK	HISPANIC	WOMAN	ASIAN PACIFIC	NATIVE AMERICAN
T	\$74,813	\$45,249/60.4%	\$29,563/39.5%		\$3,621/4.84%	\$2,229/2.97%	\$23,713/31.6%		
N									
S									
-TC	\$20,720	\$20,681/99.8%	\$38/.186%				\$38/.186%		
C	\$54,093	\$24,568/45.4%	\$29,525/54.5%		\$3,621/6.69%	\$2,229/4.12%	\$23,674/43.7%		

DB = DEBIT (NEGATIVE AMOUNT) * = OTHER HUBS ** = ADJUSTED HUBS *** = DOLLARS REPORTED BUT NOT SHOWN IN THESE COLUMNS. SEE COVER LETTER PARA. 4
T=TREASURY, N=NON-TREASURY, S=SUBCONTRACTOR FUNDS & PROCUREMENT CARD HUB PURCHASES, TC=TERM CONTRACT, C=CONSOLIDATED. SEE PAGE 4 OF HUB REPORT FOR FUND TYPE DESCRIPTION.

596-Red River Compact Commission-Heavy Construction Unadjusted Goal is 11.9%

FUND TYPE	TOTAL EXPENDITURES	TOTAL SPENT WITH NON-HUBS AMOUNT/%	TOTAL SPENT WITH **ADJ HUBS 6.6% AMOUNT/%	TOTAL SPENT WITH *OTHER HUBS 5.3% AMOUNT/%	ASIAN PACIFIC AMOUNT/%	**ADJUSTED HUB GOAL 6.6% BLACK AMOUNT/%	HISPANIC AMOUNT/%	NATIVE AMERICAN AMOUNT/%	*OTHER HUB GOAL 5.3% WOMAN AMOUNT/%
T									
N									
S									
-TC									
C									

596-Red River Compact Commission-Building Construction Unadjusted Goal is 26.1%

FUND TYPE	TOTAL EXPENDITURES	TOTAL SPENT WITH NON-HUBS	TOTAL SPENT WITH **ADJ HUBS 25.1%	TOTAL SPENT WITH *OTHER HUBS 1.0%	BLACK	**ADJUSTED HUB GOAL 25.1% HISPANIC	WOMAN	*OTHER HUB GOAL 1.0% ASIAN PACIFIC	NATIVE AMERICAN
T									
N									
S									
-TC									
C									

596-Red River Compact Commission-Special Trade Unadjusted Goal is 57.2%

FUND TYPE	TOTAL EXPENDITURES	TOTAL SPENT WITH NON-HUBS	TOTAL SPENT WITH **ADJ HUBS 47.0%	TOTAL SPENT WITH *OTHER HUBS 10.2%	BLACK	**ADJUSTED HUB GOAL 47.0% HISPANIC	ASIAN PACIFIC	*OTHER HUB GOAL 10.2% NATIVE AMERICAN	WOMAN
T									
N									
S									
-TC									
C									

596-Red River Compact Commission-Professional Services Unadjusted Goal is 20.0%

FUND TYPE	TOTAL EXPENDITURES	TOTAL SPENT WITH NON-HUBS	TOTAL SPENT WITH **ADJ HUBS 18.1%	TOTAL SPENT WITH *OTHER HUBS 1.9%	BLACK	**ADJUSTED HUB GOAL 18.1% HISPANIC	WOMAN	*OTHER HUB GOAL 1.9% ASIAN PACIFIC	NATIVE AMERICAN
T									
N									
S									
-TC									
C									

596-Red River Compact Commission-Other Services Unadjusted Goal is 33.0%

FUND TYPE	TOTAL EXPENDITURES	TOTAL SPENT WITH NON-HUBS	TOTAL SPENT WITH **ADJ HUBS 33.0%	ASIAN PACIFIC	**ADJUSTED HUB GOAL 33.0% BLACK	HISPANIC	NATIVE AMERICAN	WOMAN
T	\$500	\$500/100 %						
N								
S								
-TC								
C	\$500	\$500/100 %						

596-Red River Compact Commission-Commodity Purchasing Unadjusted Goal is 12.6%

FUND TYPE	TOTAL EXPENDITURES	TOTAL SPENT WITH NON-HUBS	TOTAL SPENT WITH **ADJ HUBS 11.5%	TOTAL SPENT WITH *OTHER HUBS 1.1%	BLACK	**ADJUSTED HUB GOAL 11.5% HISPANIC	WOMAN	*OTHER HUB GOAL 1.1% ASIAN PACIFIC	NATIVE AMERICAN
T									
N									
S									
-TC									
C									

DB = DEBIT (NEGATIVE AMOUNT) * = OTHER HUBS ** = ADJUSTED HUBS *** = DOLLARS REPORTED BUT NOT SHOWN IN THESE COLUMNS. SEE COVER LETTER PARA. 4
T-TREASURY, N=NON-TREASURY, S=SUBCONTRACTOR FUNDS & PROCUREMENT CARD HUB PURCHASES, TC=TERM CONTRACT, C=CONSOLIDATED. SEE PAGE 4 OF HUB REPORT FOR FUND TYPE DESCRIPTION.

598-CANADIAN RIVER COMMISSION-Heavy Construction Unadjusted Goal is 11.9%

FUND TYPE	TOTAL EXPENDITURES	TOTAL SPENT WITH NON-HUBS AMOUNT/%	TOTAL SPENT WITH **ADJ HUBS 6.6% AMOUNT/%	TOTAL SPENT WITH *OTHER HUBS 5.3% AMOUNT/%	**ADJUSTED HUB GOAL 6.6%				*OTHER HUB GOAL 5.3% WOMAN AMOUNT/%
					ASIAN PACIFIC AMOUNT/%	BLACK AMOUNT/%	HISPANIC AMOUNT/%	NATIVE AMERICAN AMOUNT/%	

T
N
S
-TC

C

598-CANADIAN RIVER COMMISSION-Building Construction Unadjusted Goal is 26.1%

FUND TYPE	TOTAL EXPENDITURES	TOTAL SPENT WITH NON-HUBS	TOTAL SPENT WITH **ADJ HUBS 25.1%	TOTAL SPENT WITH *OTHER HUBS 1.0%	**ADJUSTED HUB GOAL 25.1%			*OTHER HUB GOAL 1.0%	
					BLACK	HISPANIC	WOMAN	ASIAN PACIFIC	NATIVE AMERICAN

T
N
S
-TC

C

598-CANADIAN RIVER COMMISSION-Special Trade Unadjusted Goal is 57.2%

FUND TYPE	TOTAL EXPENDITURES	TOTAL SPENT WITH NON-HUBS	TOTAL SPENT WITH **ADJ HUBS 47.0%	TOTAL SPENT WITH *OTHER HUBS 10.2%	**ADJUSTED HUB GOAL 47.0%		*OTHER HUB GOAL 10.2%		
					BLACK	HISPANIC	ASIAN PACIFIC	NATIVE AMERICAN	WOMAN

T
N
S
-TC

C

598-CANADIAN RIVER COMMISSION-Professional Services Unadjusted Goal is 20.0%

FUND TYPE	TOTAL EXPENDITURES	TOTAL SPENT WITH NON-HUBS	TOTAL SPENT WITH **ADJ HUBS 18.1%	TOTAL SPENT WITH *OTHER HUBS 1.8%	**ADJUSTED HUB GOAL 18.1%			*OTHER HUB GOAL 1.9%	
					BLACK	HISPANIC	WOMAN	ASIAN PACIFIC	NATIVE AMERICAN

T
N
S
-TC

C

598-CANADIAN RIVER COMMISSION-Other Services Unadjusted Goal is 33.0%

FUND TYPE	TOTAL EXPENDITURES	TOTAL SPENT WITH NON-HUBS	TOTAL SPENT WITH **ADJ HUBS 33.0%	**ADJUSTED HUB GOAL 33.0%				
				ASIAN PACIFIC	BLACK	HISPANIC	NATIVE AMERICAN	WOMAN

T
N
S
-TC
\$2,400 \$2,400/100 %

C
\$2,400 \$2,400/100 %

598-CANADIAN RIVER COMMISSION-Commodity Purchasing Unadjusted Goal is 12.6%

FUND TYPE	TOTAL EXPENDITURES	TOTAL SPENT WITH NON-HUBS	TOTAL SPENT WITH **ADJ HUBS 11.5%	TOTAL SPENT WITH *OTHER HUBS 1.1%	**ADJUSTED HUB GOAL 11.5%			*OTHER HUB GOAL 1.1%	
					BLACK	HISPANIC	WOMAN	ASIAN PACIFIC	NATIVE AMERICAN

T
N
S
-TC

C

599-PECOS RIVER COMPACT COMMISSION-Heavy Construction Unadjusted Goal is 11.9%

FUND TYPE	TOTAL EXPENDITURES	TOTAL SPENT WITH NON-HUBS AMOUNT/%	TOTAL SPENT WITH **ADJ. HUBS 6.6% AMOUNT/%	TOTAL SPENT WITH *OTHER HUBS 5.3% AMOUNT/%	ASIAN PACIFIC AMOUNT/%	**ADJUSTED HUB GOAL 6.6% BLACK AMOUNT/%	HISPANIC AMOUNT/%	NATIVE AMERICAN AMOUNT/%	*OTHER HUB GOAL 5.3% WOMAN AMOUNT/%
-----------	--------------------	------------------------------------	--	--	------------------------	--	-------------------	--------------------------	--

T
N
S
-TC

C

599-PECOS RIVER COMPACT COMMISSION-Building Construction Unadjusted Goal is 26.1%

FUND TYPE	TOTAL EXPENDITURES	TOTAL SPENT WITH NON-HUBS	TOTAL SPENT WITH **ADJ. HUBS 26.1%	TOTAL SPENT WITH *OTHER HUBS 1.0%	BLACK	**ADJUSTED HUB GOAL 26.1% HISPANIC	WOMAN	*OTHER HUB GOAL 1.0% ASIAN PACIFIC	NATIVE AMERICAN
-----------	--------------------	---------------------------	------------------------------------	-----------------------------------	-------	---------------------------------------	-------	---------------------------------------	-----------------

T
N
S
-TC

C

599-PECOS RIVER COMPACT COMMISSION-Special Trade Unadjusted Goal is 57.2%

FUND TYPE	TOTAL EXPENDITURES	TOTAL SPENT WITH NON-HUBS	TOTAL SPENT WITH **ADJ. HUBS 47.0%	TOTAL SPENT WITH *OTHER HUBS 10.2%	BLACK	**ADJUSTED HUB GOAL 47.0% HISPANIC	ASIAN PACIFIC	NATIVE AMERICAN	WOMAN
-----------	--------------------	---------------------------	------------------------------------	------------------------------------	-------	---------------------------------------	---------------	-----------------	-------

T
N
S
-TC

C

599-PECOS RIVER COMPACT COMMISSION-Professional Services Unadjusted Goal is 20.0%

FUND TYPE	TOTAL EXPENDITURES	TOTAL SPENT WITH NON-HUBS	TOTAL SPENT WITH **ADJ. HUBS 18.1%	TOTAL SPENT WITH *OTHER HUBS 1.9%	BLACK	**ADJUSTED HUB GOAL 18.1% HISPANIC	WOMAN	*OTHER HUB GOAL 1.9% ASIAN PACIFIC	NATIVE AMERICAN
-----------	--------------------	---------------------------	------------------------------------	-----------------------------------	-------	---------------------------------------	-------	---------------------------------------	-----------------

T
N
S
-TC

C

599-PECOS RIVER COMPACT COMMISSION-Other Services Unadjusted Goal is 33.0%

FUND TYPE	TOTAL EXPENDITURES	TOTAL SPENT WITH NON-HUBS	TOTAL SPENT WITH **ADJ. HUBS 33.0%	ASIAN PACIFIC	**ADJUSTED HUB GOAL 33.0% BLACK	HISPANIC	NATIVE AMERICAN	WOMAN
-----------	--------------------	---------------------------	------------------------------------	---------------	------------------------------------	----------	-----------------	-------

T
N
S
-TC

C

\$74,066 \$74,066/100 %

\$74,066 \$74,066/100 %

599-PECOS RIVER COMPACT COMMISSION-Commodity Purchasing Unadjusted Goal is 12.6%

FUND TYPE	TOTAL EXPENDITURES	TOTAL SPENT WITH NON-HUBS	TOTAL SPENT WITH **ADJ. HUBS 11.5%	TOTAL SPENT WITH *OTHER HUBS 1.1%	BLACK	**ADJUSTED HUB GOAL 11.5% HISPANIC	WOMAN	*OTHER HUB GOAL 1.1% ASIAN PACIFIC	NATIVE AMERICAN
-----------	--------------------	---------------------------	------------------------------------	-----------------------------------	-------	---------------------------------------	-------	---------------------------------------	-----------------

T
N
S
-TC

C

DB = DEBIT (NEGATIVE AMOUNT) * = OTHER HUBS ** = ADJUSTED HUBS *** = DOLLARS REPORTED BUT NOT SHOWN IN THESE COLUMNS. SEE COVER LETTER PARA. 4
T-TREASURY, N=NON-TREASURY, S=SUBCONTRACTOR FUNDS & PROCUREMENT CARD HUB PURCHASES, TC-TERM CONTRACT, C=CONSOLIDATED. SEE PAGE 4 OF HUB REPORT FOR FUND TYPE DESCRIPTION.

601-TEXAS DEPARTMENT OF TRANSPORTATION-Heavy Construction Unadjusted Goal is 11.9%

FUND TYPE	TOTAL EXPENDITURES	TOTAL SPENT WITH NON-HUBS AMOUNT/%	TOTAL SPENT WITH **ADJ. HUBS 6.6% AMOUNT/%	TOTAL SPENT WITH *OTHER HUBS 5.3% AMOUNT/%	**ADJUSTED HUB GOAL 6.6%				*OTHER HUB GOAL 5.3% WOMAN AMOUNT/%
					ASIAN PACIFIC AMOUNT/%	BLACK AMOUNT/%	HISPANIC AMOUNT/%	NATIVE AMERICAN AMOUNT/%	
T	\$1,434,772,992	\$1,393,432,903/97.1%	\$16,543,474/1.15%	\$24,796,613/1.72%	\$1,805,704/.125%	\$1,381,817/.096%	\$13,069,576/.910%	\$286,376/.020%	\$24,796,613/1.72%
N									
S	***	***	\$56,259,499/4.19%	\$58,522,674/4.36%	\$2,388,717/.178%	\$6,623,236/.494%	\$43,932,605/3.27%	\$3,314,940/.247%	\$58,522,674/4.36%
-TC	\$124,861	\$124,861/100%							
C	\$1,434,648,130	\$1,393,308,041/97.1%	\$72,802,974/5.07%	\$83,319,288/5.80%	\$4,194,422/.292%	\$8,005,053/.558%	\$57,002,181/3.97%	\$3,601,317/.251%	\$83,319,288/5.80%

601-TEXAS DEPARTMENT OF TRANSPORTATION-Building Construction Unadjusted Goal is 26.1%

FUND TYPE	TOTAL EXPENDITURES	TOTAL SPENT WITH NON-HUBS	TOTAL SPENT WITH **ADJ. HUBS 25.1%	TOTAL SPENT WITH *OTHER HUBS 1.0%	**ADJUSTED HUB GOAL 25.1%			*OTHER HUB GOAL 1.0%	
					BLACK	HISPANIC	WOMAN	ASIAN PACIFIC	NATIVE AMERICAN
T	\$29,573,186	\$22,825,225/77.1%	\$6,747,960/22.8%		\$95,856/.324%	\$5,569,944/18.8%	\$1,082,159/3.65%		
N									
S									
-TC									
C	\$29,573,186	\$22,825,225/77.1%	\$6,747,960/22.8%		\$95,856/.324%	\$5,569,944/18.8%	\$1,082,159/3.65%		

601-TEXAS DEPARTMENT OF TRANSPORTATION-Special Trade Unadjusted Goal is 57.2%

FUND TYPE	TOTAL EXPENDITURES	TOTAL SPENT WITH NON-HUBS	TOTAL SPENT WITH **ADJ. HUBS 47.0%	TOTAL SPENT WITH *OTHER HUBS 10.2%	**ADJUSTED HUB GOAL 47.0%		*OTHER HUB GOAL 10.2%		
					BLACK	HISPANIC	ASIAN PACIFIC	NATIVE AMERICAN	WOMAN
T	\$4,923,535	\$4,421,585/89.8%	\$328,643/6.67%	\$173,306/3.52%	\$31,879/.647%	\$296,764/6.02%			\$173,306/3.52%
N									
S									
-TC	\$17,960	\$7,764/43.2%	\$10,189/56.7%	\$5/.033%		\$10,189/56.7%			\$5/.033%
C	\$4,905,575	\$4,413,820/89.9%	\$318,454/6.49%	\$173,300/3.53%	\$31,879/.649%	\$286,574/5.84%			\$173,300/3.53%

601-TEXAS DEPARTMENT OF TRANSPORTATION-Professional Services Unadjusted Goal is 20.0%

FUND TYPE	TOTAL EXPENDITURES	TOTAL SPENT WITH NON-HUBS	TOTAL SPENT WITH **ADJ. HUBS 18.1%	TOTAL SPENT WITH *OTHER HUBS 1.9%	**ADJUSTED HUB GOAL 18.1%			*OTHER HUB GOAL 1.9%	
					BLACK	HISPANIC	WOMAN	ASIAN PACIFIC	NATIVE AMERICAN
T	\$63,289,705	\$55,242,880/87.2%	\$4,276,099/6.75%	\$3,770,725/5.95%	\$17,588/.027%	\$3,929,422/6.20%	\$329,089/.520%		\$3,770,725/5.95%
N									
S									
-TC									
C	\$63,289,705	\$55,242,880/87.2%	\$4,276,099/6.75%	\$3,770,725/5.95%	\$17,588/.027%	\$3,929,422/6.20%	\$329,089/.520%		\$3,770,725/5.95%

601-TEXAS DEPARTMENT OF TRANSPORTATION-Other Services Unadjusted Goal is 33.0%

FUND TYPE	TOTAL EXPENDITURES	TOTAL SPENT WITH NON-HUBS	TOTAL SPENT WITH **ADJ. HUBS 33.0%	**ADJUSTED HUB GOAL 33.0%				
				ASIAN PACIFIC	BLACK	HISPANIC	NATIVE AMERICAN	WOMAN
T	\$62,226,151	\$51,913,552/83.4%	\$10,312,599/16.5%	\$881,748/1.41%	\$1,117,886/1.79%	\$3,133,321/5.03%	\$38,036/.061%	\$5,141,606/8.26%
N								
S								
-TC	\$1,677,362	\$1,672,994/99.7%	\$4,367/.260%	\$9/.000%	\$7/.000%	\$1,946/.116%		\$2,404/.143%
C	\$60,548,789	\$50,240,557/82.9%	\$10,308,232/17.0%	\$881,739/1.45%	\$1,117,879/1.84%	\$3,131,375/5.17%	\$38,036/.062%	\$5,139,201/8.48%

601-TEXAS DEPARTMENT OF TRANSPORTATION-Commodity Purchasing Unadjusted Goal is 12.6%

FUND TYPE	TOTAL EXPENDITURES	TOTAL SPENT WITH NON-HUBS	TOTAL SPENT WITH **ADJ. HUBS 11.5%	TOTAL SPENT WITH *OTHER HUBS 1.1%	**ADJUSTED HUB GOAL 11.5%			*OTHER HUB GOAL 1.1%	
					BLACK	HISPANIC	WOMAN	ASIAN PACIFIC	NATIVE AMERICAN
T	\$136,584,744	\$125,516,381/91.8%	\$8,744,184/6.40%	\$2,324,177/1.70%	\$392,135/.287%	\$2,749,118/2.01%	\$5,602,930/4.10%	\$2,303,612/1.68%	\$20,565/.015%
N									
S									
-TC	\$26,920,819	\$25,647,951/95.2%	\$1,243,844/4.62%	\$29,023/.107%	\$71,268/.264%	\$249,046/.925%	\$923,532/3.43%	\$19,449/.072%	\$9,574/.035%
C	\$109,663,924	\$99,868,430/91.0%	\$7,500,339/6.83%	\$2,295,154/2.09%	\$320,869/.292%	\$2,500,072/2.27%	\$4,679,398/4.26%	\$2,284,162/2.08%	\$10,991/.010%

DB = DEBIT (NEGATIVE AMOUNT) * = OTHER HUBS ** = ADJUSTED HUBS *** = DOLLARS REPORTED BUT NOT SHOWN IN THESE COLUMNS. SEE COVER LETTER PARA. 4
T-TREASURY, N-NON-TREASURY, S-SUBCONTRACTOR FUNDS & PROCUREMENT CARD HUB PURCHASES, TC-TERM CONTRACT, C-CONSOLIDATED. SEE PAGE 4 OF HUB REPORT FOR FUND TYPE DESCRIPTION.

655-TX DEPT MENTAL HEALTH/RETARDATION-Heavy Construction Unadjusted Goal is 11.9%

FUND TYPE	TOTAL EXPENDITURES	TOTAL SPENT WITH NON-HUBS AMOUNT/%	TOTAL SPENT WITH **ADJ HUBS 8.6% AMOUNT/%	TOTAL SPENT WITH *OTHER HUBS 5.3% AMOUNT/%	ASIAN PACIFIC AMOUNT/%	**ADJUSTED HUB GOAL 6.6% BLACK AMOUNT/%	HISPANIC AMOUNT/%	NATIVE AMERICAN AMOUNT/%	*OTHER HUB GOAL 5.3% WOMAN AMOUNT/%
T									
N									
S									
-TC									
C									

655-TX DEPT MENTAL HEALTH/RETARDATION-Building Construction Unadjusted Goal is 26.1%

FUND TYPE	TOTAL EXPENDITURES	TOTAL SPENT WITH NON-HUBS	TOTAL SPENT WITH **ADJ HUBS 25.1%	TOTAL SPENT WITH *OTHER HUBS 1.0%	BLACK	**ADJUSTED HUB GOAL 25.1% HISPANIC	WOMAN	*OTHER HUB GOAL 1.0% ASIAN PACIFIC	NATIVE AMERICAN
T	\$6,483	\$6,483/100%							
N									
S									
-TC									
C	\$6,483	\$6,483/100%							

655-TX DEPT MENTAL HEALTH/RETARDATION-Special Trade Unadjusted Goal is 57.2%

FUND TYPE	TOTAL EXPENDITURES	TOTAL SPENT WITH NON-HUBS	TOTAL SPENT WITH **ADJ HUBS 47.0%	TOTAL SPENT WITH *OTHER HUBS 10.2%	BLACK	**ADJUSTED HUB GOAL 47.0% HISPANIC	WOMAN	*OTHER HUB GOAL 10.2% ASIAN PACIFIC	NATIVE AMERICAN
T	\$6,962,519	\$6,590,871/94.6%	\$120,407/1.72%	\$251,240/3.60%		\$120,407/1.72%		\$35,373/.508%	\$215,867/3.10%
N									
S									
-TC	\$222,474	\$593/.266%	\$61,843/27.7%	\$160,038/71.9%		\$61,843/27.7%			\$160,038/71.9%
C	\$6,740,044	\$6,590,277/97.7%	\$58,564/.868%	\$91,202/1.35%		\$58,564/.868%		\$35,373/.524%	\$55,828/.828%

655-TX DEPT MENTAL HEALTH/RETARDATION-Professional Services Unadjusted Goal is 20.0%

FUND TYPE	TOTAL EXPENDITURES	TOTAL SPENT WITH NON-HUBS	TOTAL SPENT WITH **ADJ HUBS 18.1%	TOTAL SPENT WITH *OTHER HUBS 1.8%	BLACK	**ADJUSTED HUB GOAL 18.1% HISPANIC	WOMAN	*OTHER HUB GOAL 1.8% ASIAN PACIFIC	NATIVE AMERICAN
T	\$6,319,787	\$5,789,030/91.6%	\$479,265/7.58%	\$51,491/.814%	\$173,311/2.74%	\$220,179/3.48%	\$85,774/1.35%	\$51,491/.814%	
N									
S									
-TC	\$57,605	\$56,699/98.4%	\$905/1.57%				\$905/1.57%		
C	\$6,262,181	\$5,732,331/91.5%	\$478,359/7.63%	\$51,491/.822%	\$173,311/2.76%	\$220,179/3.51%	\$84,869/1.35%	\$51,491/.822%	

655-TX DEPT MENTAL HEALTH/RETARDATION-Other Services Unadjusted Goal is 33.0%

FUND TYPE	TOTAL EXPENDITURES	TOTAL SPENT WITH NON-HUBS	TOTAL SPENT WITH **ADJ HUBS 33.0%	ASIAN PACIFIC	BLACK	**ADJUSTED HUB GOAL 33.0% HISPANIC	NATIVE AMERICAN	WOMAN
T	\$10,644,273	\$10,147,878/95.3%	\$496,395/4.66%	\$290/.002%	\$12,140/.114%	\$34,998/.328%	\$6,267/.058%	\$442,697/4.15%
N								
S								
-TC	\$125,843	\$122,698/97.5%	\$3,144/2.49%	\$47/.037%		\$29/.023%		\$3,068/2.43%
C	\$10,518,430	\$10,025,179/95.3%	\$493,250/4.68%	\$243/.002%	\$12,140/.115%	\$34,968/.332%	\$6,267/.059%	\$439,629/4.17%

655-TX DEPT MENTAL HEALTH/RETARDATION-Commodity Purchasing Unadjusted Goal is 12.6%

FUND TYPE	TOTAL EXPENDITURES	TOTAL SPENT WITH NON-HUBS	TOTAL SPENT WITH **ADJ HUBS 11.5%	TOTAL SPENT WITH *OTHER HUBS 1.1%	BLACK	**ADJUSTED HUB GOAL 11.5% HISPANIC	WOMAN	*OTHER HUB GOAL 1.1% ASIAN PACIFIC	NATIVE AMERICAN
T	\$45,937,496	\$43,378,303/94.4%	\$2,193,289/4.77%	\$365,902/.796%	\$293,461/.638%	\$483,056/1.05%	\$1,416,772/3.08%	\$361,382/.786%	\$4,519/.009%
N									
S									
-TC	\$9,858,057	\$9,499,503/96.3%	\$234,480/2.37%	\$124,073/1.25%	\$14,271/.144%	\$87,652/.889%	\$132,556/1.34%	\$123,689/1.25%	\$384/.003%
C	\$36,079,438	\$33,878,800/93.9%	\$1,958,809/5.42%	\$241,828/.670%	\$279,189/.773%	\$395,404/1.08%	\$1,284,215/3.55%	\$237,693/.658%	\$4,135/.011%

DB = DEBIT (NEGATIVE AMOUNT) * = OTHER HUBS ** = ADJUSTED HUBS *** = DOLLARS REPORTED BUT NOT SHOWN IN THESE COLUMNS. SEE COVER LETTER PARA. 4
T-TREASURY, N-NON-TREASURY, S-SUBCONTRACTOR FUNDS & PROCUREMENT CARD HUB PURCHASES, TC-TERM CONTRACT, C-CONSOLIDATED. SEE PAGE 4 OF HUB REPORT FOR FUND TYPE DESCRIPTION.

658-BEAUMONT STATE CENTER (SEE #655)-Heavy Construction Unadjusted Goal is 11.9%

FUND TYPE	TOTAL EXPENDITURES	TOTAL SPENT WITH NON-HUBS AMOUNT/%	TOTAL SPENT WITH **ADJ. HUBS 6.6% AMOUNT/%	TOTAL SPENT WITH *OTHER HUBS 5.3% AMOUNT/%	ASIAN PACIFIC AMOUNT/%	**ADJUSTED HUB GOAL 6.6% BLACK AMOUNT/%	HISPANIC AMOUNT/%	NATIVE AMERICAN AMOUNT/%	*OTHER HUB GOAL 5.3% WOMAN AMOUNT/%
-----------	--------------------	------------------------------------	--	--	------------------------	--	-------------------	--------------------------	--

T
N
S
-TC

C

658-BEAUMONT STATE CENTER (SEE #655)-Building Construction Unadjusted Goal is 26.1%

FUND TYPE	TOTAL EXPENDITURES	TOTAL SPENT WITH NON-HUBS	TOTAL SPENT WITH **ADJ. HUBS 25.1%	TOTAL SPENT WITH *OTHER HUBS 1.0%	BLACK	**ADJUSTED HUB GOAL 25.1% HISPANIC	WOMAN	*OTHER HUB GOAL 1.0% ASIAN PACIFIC	NATIVE AMERICAN
-----------	--------------------	---------------------------	------------------------------------	-----------------------------------	-------	---------------------------------------	-------	---------------------------------------	-----------------

T
N
S
-TC

C

658-BEAUMONT STATE CENTER (SEE #655)-Special Trade Unadjusted Goal is 57.2%

FUND TYPE	TOTAL EXPENDITURES	TOTAL SPENT WITH NON-HUBS	TOTAL SPENT WITH **ADJ. HUBS 47.0%	TOTAL SPENT WITH *OTHER HUBS 10.2%	BLACK	**ADJUSTED HUB GOAL 47.0% HISPANIC	ASIAN PACIFIC	*OTHER HUB GOAL 10.2% NATIVE AMERICAN	WOMAN
-----------	--------------------	---------------------------	------------------------------------	------------------------------------	-------	---------------------------------------	---------------	--	-------

T
N
S
-TC

C

658-BEAUMONT STATE CENTER (SEE #655)-Professional Services Unadjusted Goal is 20.0%

FUND TYPE	TOTAL EXPENDITURES	TOTAL SPENT WITH NON-HUBS	TOTAL SPENT WITH **ADJ. HUBS 18.1%	TOTAL SPENT WITH *OTHER HUBS 1.9%	BLACK	**ADJUSTED HUB GOAL 18.1% HISPANIC	WOMAN	*OTHER HUB GOAL 1.9% ASIAN PACIFIC	NATIVE AMERICAN
-----------	--------------------	---------------------------	------------------------------------	-----------------------------------	-------	---------------------------------------	-------	---------------------------------------	-----------------

T
N
S
-TC

C

658-BEAUMONT STATE CENTER (SEE #655)-Other Services Unadjusted Goal is 33.0%

FUND TYPE	TOTAL EXPENDITURES	TOTAL SPENT WITH NON-HUBS	TOTAL SPENT WITH **ADJ. HUBS 33.0%	ASIAN PACIFIC	**ADJUSTED HUB GOAL 33.0% BLACK	HISPANIC	NATIVE AMERICAN	WOMAN
-----------	--------------------	---------------------------	------------------------------------	---------------	------------------------------------	----------	-----------------	-------

T
N
S
-TC

C

658-BEAUMONT STATE CENTER (SEE #655)-Commodity Purchasing Unadjusted Goal is 12.6%

FUND TYPE	TOTAL EXPENDITURES	TOTAL SPENT WITH NON-HUBS	TOTAL SPENT WITH **ADJ. HUBS 11.5%	TOTAL SPENT WITH *OTHER HUBS 1.1%	BLACK	**ADJUSTED HUB GOAL 11.5% HISPANIC	WOMAN	*OTHER HUB GOAL 1.1% ASIAN PACIFIC	NATIVE AMERICAN
-----------	--------------------	---------------------------	------------------------------------	-----------------------------------	-------	---------------------------------------	-------	---------------------------------------	-----------------

T
N
S
-TC

C

\$7,109 \$3,385/47.6%

C \$7,109 \$3,385/47.6%

\$3,724/52.3%

C \$3,724/52.3%

\$3,724/52.3%

C \$3,724/52.3%

DB = DEBIT (NEGATIVE AMOUNT) * = OTHER HUBS ** = ADJUSTED HUBS *** = DOLLARS REPORTED BUT NOT SHOWN IN THESE COLUMNS. SEE COVER LETTER PARA. 4
T=TREASURY, N=NON-TREASURY, S=SUBCONTRACTOR FUNDS & PROCUREMENT CARD HUB PURCHASES, TC=TERM CONTRACT, C=CONSOLIDATED. SEE PAGE 4 OF HUB REPORT FOR FUND TYPE DESCRIPTION.

665-TEXAS JUVENILE PROBATION COMMISSION-Heavy Construction Unadjusted Goal is 11.9%

FUND TYPE	TOTAL EXPENDITURES	TOTAL SPENT WITH NON-HUBS AMOUNT/%	TOTAL SPENT WITH **ADJ. HUBS 8.6% AMOUNT/%	TOTAL SPENT WITH *OTHER HUBS 5.3% AMOUNT/%	ASIAN PACIFIC AMOUNT/%	**ADJUSTED HUB GOAL 6.6% BLACK AMOUNT/%	HISPANIC AMOUNT/%	NATIVE AMERICAN AMOUNT/%	*OTHER HUB GOAL 5.3% WOMAN AMOUNT/%
T									
N									
S									
-TC									
C									

665-TEXAS JUVENILE PROBATION COMMISSION-Building Construction Unadjusted Goal is 26.1%

FUND TYPE	TOTAL EXPENDITURES	TOTAL SPENT WITH NON-HUBS	TOTAL SPENT WITH **ADJ. HUBS 25.1%	TOTAL SPENT WITH *OTHER HUBS 1.0%	BLACK	**ADJUSTED HUB GOAL 25.1% HISPANIC	WOMAN	*OTHER HUB GOAL 1.0% ASIAN PACIFIC	NATIVE AMERICAN
T									
N									
S									
-TC									
C									

665-TEXAS JUVENILE PROBATION COMMISSION-Special Trade Unadjusted Goal is 57.2%

FUND TYPE	TOTAL EXPENDITURES	TOTAL SPENT WITH NON-HUBS	TOTAL SPENT WITH **ADJ. HUBS 47.0%	TOTAL SPENT WITH *OTHER HUBS 10.2%	BLACK	**ADJUSTED HUB GOAL 47.0% HISPANIC	ASIAN PACIFIC	*OTHER HUB GOAL 10.2% NATIVE AMERICAN	WOMAN
T									
N									
S									
-TC									
C									

665-TEXAS JUVENILE PROBATION COMMISSION-Professional Services Unadjusted Goal is 20.0%

FUND TYPE	TOTAL EXPENDITURES	TOTAL SPENT WITH NON-HUBS	TOTAL SPENT WITH **ADJ. HUBS 18.1%	TOTAL SPENT WITH *OTHER HUBS 1.9%	BLACK	**ADJUSTED HUB GOAL 18.1% HISPANIC	WOMAN	*OTHER HUB GOAL 1.9% ASIAN PACIFIC	NATIVE AMERICAN
T	\$4,512	\$4,512/100 %							
N									
S									
-TC									
C	\$4,512	\$4,512/100 %							

665-TEXAS JUVENILE PROBATION COMMISSION-Other Services Unadjusted Goal is 33.0%

FUND TYPE	TOTAL EXPENDITURES	TOTAL SPENT WITH NON-HUBS	TOTAL SPENT WITH **ADJ. HUBS 33.0%	ASIAN PACIFIC	BLACK	**ADJUSTED HUB GOAL 33.0% HISPANIC	NATIVE AMERICAN	WOMAN
T	\$43,194	\$42,326/97.9%	\$868/2.01%			\$420/.972%		\$448/1.03%
N								
S								
-TC	\$1,077	\$1,077/100 %						
C	\$42,117	\$41,248/97.9%	\$868/2.06%			\$420/.997%		\$448/1.06%

665-TEXAS JUVENILE PROBATION COMMISSION-Commodity Purchasing Unadjusted Goal is 12.6%

FUND TYPE	TOTAL EXPENDITURES	TOTAL SPENT WITH NON-HUBS	TOTAL SPENT WITH **ADJ. HUBS 11.5%	TOTAL SPENT WITH *OTHER HUBS 1.1%	BLACK	**ADJUSTED HUB GOAL 11.5% HISPANIC	WOMAN	*OTHER HUB GOAL 1.1% ASIAN PACIFIC	NATIVE AMERICAN
T	\$46,607	\$36,056/77.3%	\$2,390/5.12%	\$8,161/17.5%	\$155/.333%		\$2,234/4.79%	\$8,161/17.5%	
N									
S									
-TC	\$7,778	\$7,778/100 %							
C	\$38,828	\$28,277/72.8%	\$2,390/6.15%	\$8,161/21.0%	\$155/.400%		\$2,234/5.75%	\$8,161/21.0%	

DB = DEBIT (NEGATIVE AMOUNT) * = OTHER HUBS ** = ADJUSTED HUBS *** = DOLLARS REPORTED BUT NOT SHOWN IN THESE COLUMNS. SEE COVER LETTER PARA. 4
T-TREASURY, N-NON-TREASURY, S-SUBCONTRACTOR FUNDS & PROCUREMENT CARD HUB PURCHASES, TC-TERM CONTRACT, C-CONSOLIDATED. SEE PAGE 4 OF HUB REPORT FOR FUND TYPE DESCRIPTION.

FUND TYPE	TOTAL EXPENDITURES	TOTAL SPENT WITH NON-HUBS AMOUNT/%	677-AUSTIN STATE HOSPITAL (SEE #655-J)-Heavy Construction Unadjusted Goal is 11.9%		**ADJUSTED HUB GOAL 6.6%				*OTHER HUB GOAL 5.3% WOMAN AMOUNT/%
			TOTAL SPENT WITH **ADJ. HUBS 5.6% AMOUNT/%	TOTAL SPENT WITH *OTHER HUBS 5.3% AMOUNT/%	ASIAN PACIFIC AMOUNT/%	BLACK AMOUNT/%	HISPANIC AMOUNT/%	NATIVE AMERICAN AMOUNT/%	

T
N
S
-TC
C

FUND TYPE	TOTAL EXPENDITURES	TOTAL SPENT WITH NON-HUBS	677-AUSTIN STATE HOSPITAL (SEE #655-J)-Building Construction Unadjusted Goal is 26.1%		**ADJUSTED HUB GOAL 25.1%			*OTHER HUB GOAL 1.0%	
			TOTAL SPENT WITH **ADJ. HUBS 25.1%	TOTAL SPENT WITH *OTHER HUBS 1.0%	BLACK	HISPANIC	WOMAN	ASIAN PACIFIC	NATIVE AMERICAN

T
N
S
-TC
C

FUND TYPE	TOTAL EXPENDITURES	TOTAL SPENT WITH NON-HUBS	677-AUSTIN STATE HOSPITAL (SEE #655-J)-Special Trade Unadjusted Goal is 57.2%		**ADJUSTED HUB GOAL 47.0%		*OTHER HUB GOAL 10.2%		
			TOTAL SPENT WITH **ADJ. HUBS 47.0%	TOTAL SPENT WITH *OTHER HUBS 10.2%	BLACK	HISPANIC	ASIAN PACIFIC	NATIVE AMERICAN	WOMAN

T
N
S
-TC
C

FUND TYPE	TOTAL EXPENDITURES	TOTAL SPENT WITH NON-HUBS	677-AUSTIN STATE HOSPITAL (SEE #655-J)-Professional Services Unadjusted Goal is 20.0%		**ADJUSTED HUB GOAL 18.1%			*OTHER HUB GOAL 1.9%	
			TOTAL SPENT WITH **ADJ. HUBS 18.1%	TOTAL SPENT WITH *OTHER HUBS 1.9%	BLACK	HISPANIC	WOMAN	ASIAN PACIFIC	NATIVE AMERICAN

T
N
S
-TC
C

FUND TYPE	TOTAL EXPENDITURES	TOTAL SPENT WITH NON-HUBS	677-AUSTIN STATE HOSPITAL (SEE #655-J)-Other Services Unadjusted Goal is 33.0%		**ADJUSTED HUB GOAL 33.0%				
			TOTAL SPENT WITH **ADJ. HUBS 33.0%	ASIAN PACIFIC	BLACK	HISPANIC	NATIVE AMERICAN	WOMAN	

T
N
S
-TC
C

FUND TYPE	TOTAL EXPENDITURES	TOTAL SPENT WITH NON-HUBS	677-AUSTIN STATE HOSPITAL (SEE #655-J)-Commodity Purchasing Unadjusted Goal is 12.6%		**ADJUSTED HUB GOAL 11.5%			*OTHER HUB GOAL 1.1%	
			TOTAL SPENT WITH **ADJ. HUBS 11.5%	TOTAL SPENT WITH *OTHER HUBS 1.1%	BLACK	HISPANIC	WOMAN	ASIAN PACIFIC	NATIVE AMERICAN

T
N
S
-TC
C

\$299

\$299/100 %

\$299/100 %

DB = DEBIT (NEGATIVE AMOUNT) * = OTHER HUBS ** = ADJUSTED HUBS *** = DOLLARS REPORTED BUT NOT SHOWN IN THESE COLUMNS. SEE COVER LETTER PARA. 4
T=TREASURY, N=NON-TREASURY, S=SUBCONTRACTOR FUNDS & PROCUREMENT CARD HUB PURCHASES, TC=TERM CONTRACT, C=CONSOLIDATED. SEE PAGE 4 OF HUB REPORT FOR FUND TYPE DESCRIPTION.

694-TEXAS YOUTH COMMISSION-Heavy Construction Unadjusted Goal is 11.9%

FUND TYPE	TOTAL EXPENDITURES	TOTAL SPENT WITH NON-HUBS AMOUNT/%	TOTAL SPENT WITH **ADJ. HUBS 8.6% AMOUNT/%	TOTAL SPENT WITH *OTHER HUBS 5.3% AMOUNT/%	**ADJUSTED HUB GOAL 8.6%				*OTHER HUB GOAL 5.3% WOMAN AMOUNT/%
					ASIAN PACIFIC AMOUNT/%	BLACK AMOUNT/%	HISPANIC AMOUNT/%	NATIVE AMERICAN AMOUNT/%	
T	\$11,709	\$11,709/100 %							
N									
S									
-TC									
C	\$11,709	\$11,709/100 %							

694-TEXAS YOUTH COMMISSION-Building Construction Unadjusted Goal is 26.1%

FUND TYPE	TOTAL EXPENDITURES	TOTAL SPENT WITH NON-HUBS	TOTAL SPENT WITH **ADJ. HUBS 25.1% AMOUNT/%	TOTAL SPENT WITH *OTHER HUBS 1.0% AMOUNT/%	**ADJUSTED HUB GOAL 25.1%			*OTHER HUB GOAL 1.0%	
					BLACK	HISPANIC	WOMAN	ASIAN PACIFIC	NATIVE AMERICAN
T	\$6,861,562	\$6,582,743/95.9%	\$278,819/4.06%						
N									
S	***	***	\$111,173/1.62%			\$56,947/.829%		\$54,226/.790%	
-TC									
C	\$6,861,562	\$6,582,743/95.9%	\$389,992/5.68%			\$335,766/4.89%		\$54,226/.790%	

694-TEXAS YOUTH COMMISSION-Special Trade Unadjusted Goal is 57.2%

FUND TYPE	TOTAL EXPENDITURES	TOTAL SPENT WITH NON-HUBS	TOTAL SPENT WITH **ADJ. HUBS 47.0% AMOUNT/%	TOTAL SPENT WITH *OTHER HUBS 10.2% AMOUNT/%	**ADJUSTED HUB GOAL 47.0%			*OTHER HUB GOAL 10.2%	
					BLACK	HISPANIC	WOMAN	ASIAN PACIFIC	NATIVE AMERICAN
T	\$2,903,169	\$2,750,137/94.7%	\$54,495/1.87%	\$98,536/3.39%	\$18,225/.627%	\$36,270/1.24%		\$2,320/.079%	\$96,216/3.31%
N									
S	***	***	\$117,053/5.31%	\$243,290/11.0%		\$117,053/5.31%			\$243,290/11.0%
-TC	\$82,785	\$1,205/1.45%		\$81,580/98.5%					\$81,580/98.5%
C	\$2,820,384	\$2,748,932/97.4%	\$171,548/6.08%	\$260,247/9.22%	\$18,225/.646%	\$153,323/5.43%		\$2,320/.082%	\$257,927/9.14%

694-TEXAS YOUTH COMMISSION-Professional Services Unadjusted Goal is 20.0%

FUND TYPE	TOTAL EXPENDITURES	TOTAL SPENT WITH NON-HUBS	TOTAL SPENT WITH **ADJ. HUBS 18.1% AMOUNT/%	TOTAL SPENT WITH *OTHER HUBS 1.9% AMOUNT/%	**ADJUSTED HUB GOAL 18.1%			*OTHER HUB GOAL 1.9%	
					BLACK	HISPANIC	WOMAN	ASIAN PACIFIC	NATIVE AMERICAN
T	\$1,392,057	\$1,369,123/98.3%	\$22,933/1.64%			\$12,696/.912%		\$10,237/.735%	
N									
S									
-TC	\$15,919	\$15,919/100 %							
C	\$1,376,137	\$1,353,204/98.3%	\$22,933/1.66%			\$12,696/.922%		\$10,237/.743%	

694-TEXAS YOUTH COMMISSION-Other Services Unadjusted Goal is 33.0%

FUND TYPE	TOTAL EXPENDITURES	TOTAL SPENT WITH NON-HUBS	TOTAL SPENT WITH **ADJ. HUBS 33.0% AMOUNT/%	**ADJUSTED HUB GOAL 33.0%				
				ASIAN PACIFIC	BLACK	HISPANIC	NATIVE AMERICAN	WOMAN
T	\$5,580,124	\$5,265,725/94.3%	\$314,398/5.63%	\$24/.000%	\$161,476/2.89%	\$9,355/.167%	\$57/.001%	\$143,483/2.57%
N								
S								
-TC	\$119,676	\$87,205/72.8%	\$32,470/27.1%		\$29,530/24.6%	\$1,309/1.09%		\$1,631/1.36%
C	\$5,460,448	\$5,178,520/94.8%	\$281,928/5.16%	\$24/.000%	\$131,946/2.41%	\$8,046/.147%	\$57/.001%	\$141,852/2.59%

694-TEXAS YOUTH COMMISSION-Commodity Purchasing Unadjusted Goal is 12.6%

FUND TYPE	TOTAL EXPENDITURES	TOTAL SPENT WITH NON-HUBS	TOTAL SPENT WITH **ADJ. HUBS 11.5% AMOUNT/%	TOTAL SPENT WITH *OTHER HUBS 1.1% AMOUNT/%	**ADJUSTED HUB GOAL 11.5%			*OTHER HUB GOAL 1.1%	
					BLACK	HISPANIC	WOMAN	ASIAN PACIFIC	NATIVE AMERICAN
T	\$9,983,411	\$7,987,721/80.0%	\$1,280,172/12.8%	\$715,517/7.16%	\$82,678/.828%	\$278,157/2.78%	\$919,335/9.20%	\$708,449/7.09%	\$7,068/.070%
N									
S	***	***	\$3,851/68.7%	\$13,149/.413%	\$3,532/63.0%	\$9/.175%	\$309/5.52%		\$546/.017%
-TC	\$3,182,488	\$3,076,287/96.6%	\$93,051/2.92%		\$2,136/.067%	\$23,613/.742%	\$67,302/2.11%	\$12,603/.396%	
C	\$6,800,922	\$4,911,434/72.2%	\$1,190,971/17.5%	\$702,367/10.3%	\$84,074/1.23%	\$254,554/3.74%	\$852,342/12.5%	\$695,845/10.2%	\$6,521/.095%

DB = DEBIT (NEGATIVE AMOUNT) * = OTHER HUBS ** = ADJUSTED HUBS *** = DOLLARS REPORTED BUT NOT SHOWN IN THESE COLUMNS. SEE COVER LETTER PARA. 4
T=TREASURY, N=NON-TREASURY, S=SUBCONTRACTOR FUNDS & PROCUREMENT CARD HUB PURCHASES, TC=TERM CONTRACT, C=CONSOLIDATED. SEE PAGE 4 OF HUB REPORT FOR FUND TYPE DESCRIPTION.

696-TEXAS DEPT OF CRIMINAL JUSTICE-Heavy Construction Unadjusted Goal is 11.9%

FUND TYPE	TOTAL EXPENDITURES	TOTAL SPENT WITH NON-HUBS AMOUNT/%	TOTAL SPENT WITH **ADJ. HUBS 6.6% AMOUNT/%	TOTAL SPENT WITH *OTHER HUBS 5.3% AMOUNT/%	ASIAN PACIFIC AMOUNT/%	**ADJUSTED HUB GOAL 6.6% BLACK AMOUNT/%	HISPANIC AMOUNT/%	NATIVE AMERICAN AMOUNT/%	*OTHER HUB GOAL 5.3% WOMAN AMOUNT/%
T	\$69	\$69/100 %							
N									
S									
-TC									
C	\$69	\$69/100 %							

696-TEXAS DEPT OF CRIMINAL JUSTICE-Building Construction Unadjusted Goal is 26.1%

FUND TYPE	TOTAL EXPENDITURES	TOTAL SPENT WITH NON-HUBS	TOTAL SPENT WITH **ADJ. HUBS 25.1% AMOUNT/%	TOTAL SPENT WITH *OTHER HUBS 1.0% AMOUNT/%	BLACK	**ADJUSTED HUB GOAL 25.1% HISPANIC	WOMAN	*OTHER HUB GOAL 1.0% ASIAN PACIFIC	NATIVE AMERICAN
T	\$29,651,824	\$29,097,513/98.1%	\$554,310/1.86%			\$547,196/1.84%	\$7,113/.024%		
N									
S	***	***	\$1,532,499/5.16%	\$415,984/1.40%	\$137,784/.464%	\$150,125/.506%	\$1,244,589/4.19%	\$415,984/1.40%	
-TC									
C	\$29,651,824	\$29,097,513/98.1%	\$2,086,809/7.03%	\$415,984/1.40%	\$137,784/.464%	\$697,321/2.35%	\$1,251,703/4.22%	\$415,984/1.40%	

696-TEXAS DEPT OF CRIMINAL JUSTICE-Special Trade Unadjusted Goal is 57.2%

FUND TYPE	TOTAL EXPENDITURES	TOTAL SPENT WITH NON-HUBS	TOTAL SPENT WITH **ADJ. HUBS 47.0% AMOUNT/%	TOTAL SPENT WITH *OTHER HUBS 10.2% AMOUNT/%	BLACK	**ADJUSTED HUB GOAL 47.0% HISPANIC	ASIAN PACIFIC	NATIVE AMERICAN	WOMAN
T	\$680,815	\$378,616/55.6%	\$126,077/18.5%	\$176,121/25.8%	\$10,827/1.59%	\$115,250/16.9%	\$9,477/1.39%	\$5,425/.786%	\$161,219/23.6%
N									
S									
-TC	\$72,101	\$1,365/1.89%	\$67,071/93.0%	\$3,665/5.08%		\$67,071/93.0%	\$3,665/5.08%		
C	\$608,714	\$377,251/61.9%	\$59,005/9.69%	\$172,456/28.3%	\$10,827/1.77%	\$48,178/7.91%	\$5,812/.954%	\$5,425/.891%	\$161,219/26.4%

696-TEXAS DEPT OF CRIMINAL JUSTICE-Professional Services Unadjusted Goal is 20.0%

FUND TYPE	TOTAL EXPENDITURES	TOTAL SPENT WITH NON-HUBS	TOTAL SPENT WITH **ADJ. HUBS 16.1% AMOUNT/%	TOTAL SPENT WITH *OTHER HUBS 1.8% AMOUNT/%	BLACK	**ADJUSTED HUB GOAL 18.1% HISPANIC	WOMAN	*OTHER HUB GOAL 1.9% ASIAN PACIFIC	NATIVE AMERICAN
T	\$4,364,436	\$4,040,276/92.5%	\$324,159/7.42%			\$40,561/.929%	\$283,598/6.49%		
N	\$3,770	\$3,770/100 %							
S	***	***	\$83,059/3.03%	\$100,519/3.67%	\$48,724/1.78%	\$29,795/1.08%	\$4,539/.166%	\$97,144/3.55%	\$3,375/.123%
-TC									
C	\$4,368,206	\$4,044,046/92.5%	\$407,218/9.32%	\$100,519/2.30%	\$48,724/1.11%	\$70,356/1.61%	\$288,137/6.59%	\$97,144/2.22%	\$3,375/.077%

696-TEXAS DEPT OF CRIMINAL JUSTICE-Other Services Unadjusted Goal is 33.0%

FUND TYPE	TOTAL EXPENDITURES	TOTAL SPENT WITH NON-HUBS	TOTAL SPENT WITH **ADJ. HUBS 33.0% AMOUNT/%	ASIAN PACIFIC	BLACK	**ADJUSTED HUB GOAL 33.0% HISPANIC	NATIVE AMERICAN	WOMAN
T	\$23,450,418	\$20,517,713/87.4%	\$2,932,704/12.5%	\$663,791/2.83%	\$91,961/.392%	\$409,846/1.74%		\$1,767,105/7.53%
N	\$762,997	\$762,633/99.9%	\$364/.047%		\$364/.047%			
S	***	***	\$283,782/43.0%	\$6,491/.985%	\$41,883/6.35%	\$75,727/11.4%		\$159,681/24.2%
-TC	\$2,201,510	\$2,187,600/99.3%	\$13,910/.631%					\$13,910/.631%
C	\$22,011,906	\$19,092,746/86.7%	\$3,202,942/14.5%	\$670,282/3.04%	\$134,209/.609%	\$485,573/2.20%		\$1,912,877/8.69%

696-TEXAS DEPT OF CRIMINAL JUSTICE-Commodity Purchasing Unadjusted Goal is 12.6%

FUND TYPE	TOTAL EXPENDITURES	TOTAL SPENT WITH NON-HUBS	TOTAL SPENT WITH **ADJ. HUBS 11.5% AMOUNT/%	TOTAL SPENT WITH *OTHER HUBS 1.1% AMOUNT/%	BLACK	**ADJUSTED HUB GOAL 11.5% HISPANIC	WOMAN	*OTHER HUB GOAL 1.1% ASIAN PACIFIC	NATIVE AMERICAN
T	\$138,166,978	\$124,858,504/90.3%	\$11,796,056/8.53%	\$1,512,417/1.09%	\$695,216/.503%	\$3,386,551/2.45%	\$7,714,287/5.58%	\$1,434,554/1.03%	\$77,863/.056%
N	\$2,138,350	\$1,978,400/92.5%	\$150,185/7.02%	\$9,764/.456%	\$11,655/.545%	\$11,834/.553%	\$126,695/5.92%	\$9,764/.456%	
S	***	***	\$282,427/6.47%	\$5,608/.128%	\$4,669/.107%	\$11,120/.254%	\$266,638/6.11%	\$2,084/.047%	\$3,523/.080%
-TC	\$41,970,933	\$36,757,727/87.5%	\$5,081,263/12.1%	\$131,942/.314%	\$105,186/.250%	\$2,774,945/6.61%	\$2,201,130/5.24%	\$129,948/.309%	\$1,994/.004%
C	\$98,334,396	\$90,079,177/91.6%	\$7,147,405/7.26%	\$1,395,848/1.41%	\$606,354/.616%	\$634,560/.645%	\$5,906,490/6.00%	\$1,316,455/1.33%	\$79,393/.080%

DB = DEBIT (NEGATIVE AMOUNT) * = OTHER HUBS ** = ADJUSTED HUBS *** = DOLLARS REPORTED BUT NOT SHOWN IN THESE COLUMNS. SEE COVER LETTER PARA. 4
T-TREASURY, N-NON-TREASURY, S-SUBCONTRACTOR FUNDS & PROCUREMENT CARD HUB PURCHASES, TC-TERM CONTRACT, C-CONSOLIDATED. SEE PAGE 4 OF HUB REPORT FOR FUND TYPE DESCRIPTION.

699-LAREDO STATE CENTER (SEE #655)-Heavy Construction Unadjusted Goal is 11.9%

FUND TYPE	TOTAL EXPENDITURES	TOTAL SPENT WITH NON-HUBS AMOUNT/%	TOTAL SPENT WITH **ADJ. HUBS 5.6% AMOUNT/%	TOTAL SPENT WITH *OTHER HUBS 5.3% AMOUNT/%	ASIAN PACIFIC AMOUNT/%	**ADJUSTED HUB GOAL 6.6% BLACK AMOUNT/%	HISPANIC AMOUNT/%	NATIVE AMERICAN AMOUNT/%	*OTHER HUB GOAL 5.3% WOMAN AMOUNT/%
-----------	--------------------	------------------------------------	--	--	------------------------	--	-------------------	--------------------------	--

T
N
S
-TC
C

699-LAREDO STATE CENTER (SEE #655)-Building Construction Unadjusted Goal is 26.1%

FUND TYPE	TOTAL EXPENDITURES	TOTAL SPENT WITH NON-HUBS	TOTAL SPENT WITH **ADJ. HUBS 25.1%	TOTAL SPENT WITH *OTHER HUBS 1.0%	BLACK	**ADJUSTED HUB GOAL 25.1% HISPANIC	WOMAN	*OTHER HUB GOAL 1.0% ASIAN PACIFIC	NATIVE AMERICAN
-----------	--------------------	---------------------------	------------------------------------	-----------------------------------	-------	---------------------------------------	-------	---------------------------------------	-----------------

T
N
S
-TC
C

699-LAREDO STATE CENTER (SEE #655)-Special Trade Unadjusted Goal is 57.2%

FUND TYPE	TOTAL EXPENDITURES	TOTAL SPENT WITH NON-HUBS	TOTAL SPENT WITH **ADJ. HUBS 47.0%	TOTAL SPENT WITH *OTHER HUBS 10.2%	BLACK	**ADJUSTED HUB GOAL 47.0% HISPANIC	ASIAN PACIFIC	*OTHER HUB GOAL 10.2% NATIVE AMERICAN	WOMAN
-----------	--------------------	---------------------------	------------------------------------	------------------------------------	-------	---------------------------------------	---------------	--	-------

T
N
S
-TC
C

699-LAREDO STATE CENTER (SEE #655)-Professional Services Unadjusted Goal is 20.0%

FUND TYPE	TOTAL EXPENDITURES	TOTAL SPENT WITH NON-HUBS	TOTAL SPENT WITH **ADJ. HUBS 18.1%	TOTAL SPENT WITH *OTHER HUBS 1.9%	BLACK	**ADJUSTED HUB GOAL 18.1% HISPANIC	WOMAN	*OTHER HUB GOAL 1.9% ASIAN PACIFIC	NATIVE AMERICAN
-----------	--------------------	---------------------------	------------------------------------	-----------------------------------	-------	---------------------------------------	-------	---------------------------------------	-----------------

T
N
S
-TC
C

699-LAREDO STATE CENTER (SEE #655)-Other Services Unadjusted Goal is 33.0%

FUND TYPE	TOTAL EXPENDITURES	TOTAL SPENT WITH NON-HUBS	TOTAL SPENT WITH **ADJ. HUBS 33.0%	**ADJUSTED HUB GOAL 33.0% ASIAN PACIFIC	BLACK	HISPANIC	NATIVE AMERICAN	WOMAN
-----------	--------------------	---------------------------	------------------------------------	--	-------	----------	-----------------	-------

T
N
S
-TC
C

699-LAREDO STATE CENTER (SEE #655)-Commodity Purchasing Unadjusted Goal is 12.6%

FUND TYPE	TOTAL EXPENDITURES	TOTAL SPENT WITH NON-HUBS	TOTAL SPENT WITH **ADJ. HUBS 11.5%	TOTAL SPENT WITH *OTHER HUBS 1.1%	BLACK	**ADJUSTED HUB GOAL 11.5% HISPANIC	WOMAN	*OTHER HUB GOAL 1.1% ASIAN PACIFIC	NATIVE AMERICAN
-----------	--------------------	---------------------------	------------------------------------	-----------------------------------	-------	---------------------------------------	-------	---------------------------------------	-----------------

T
N
S
-TC
C

\$8,469 \$8,469/100 %
\$8,469 \$8,469/100 %

DB = DEBIT (NEGATIVE AMOUNT) * = OTHER HUBS ** = ADJUSTED HUBS *** = DOLLARS REPORTED BUT NOT SHOWN IN THESE COLUMNS. SEE COVER LETTER PARA. 4
T-TREASURY, N-NON-TREASURY, S-SUBCONTRACTOR FUNDS & PROCUREMENT CARD HUB PURCHASES, TC-TERM CONTRACT, C-CONSOLIDATED. SEE PAGE 4 OF HUB REPORT FOR FUND TYPE DESCRIPTION.

701-TEXAS EDUCATION AGENCY-Heavy Construction Unadjusted Goal is 11.9%

FUND TYPE	TOTAL EXPENDITURES	TOTAL SPENT WITH NON-HUBS AMOUNT/%	TOTAL SPENT WITH **ADJ. HUBS 6.6% AMOUNT/%	TOTAL SPENT WITH *OTHER HUBS 5.3% AMOUNT/%	ASIAN PACIFIC AMOUNT/%	**ADJUSTED HUB GOAL 6.6% BLACK AMOUNT/%	HISPANIC AMOUNT/%	NATIVE AMERICAN AMOUNT/%	*OTHER HUB GOAL 5.3% WOMAN AMOUNT/%
T									
N									
S									
-TC									
C									

701-TEXAS EDUCATION AGENCY-Building Construction Unadjusted Goal is 26.1%

FUND TYPE	TOTAL EXPENDITURES	TOTAL SPENT WITH NON-HUBS	TOTAL SPENT WITH **ADJ. HUBS 25.1%	TOTAL SPENT WITH *OTHER HUBS 1.0%	BLACK	**ADJUSTED HUB GOAL 25.1% HISPANIC	WOMAN	*OTHER HUB GOAL 1.0% ASIAN PACIFIC	NATIVE AMERICAN
T									
N									
S									
-TC									
C									

701-TEXAS EDUCATION AGENCY-Special Trade Unadjusted Goal is 57.2%

FUND TYPE	TOTAL EXPENDITURES	TOTAL SPENT WITH NON-HUBS	TOTAL SPENT WITH **ADJ. HUBS 47.0%	TOTAL SPENT WITH *OTHER HUBS 10.2%	BLACK	**ADJUSTED HUB GOAL 47.0% HISPANIC	WOMAN	*OTHER HUB GOAL 10.2% ASIAN PACIFIC	NATIVE AMERICAN
T	\$111,381	\$2,878/2.58%	\$107,828/96.8%	\$675/.606%		\$107,828/96.8%			\$675/.606%
N									
S									
-TC	\$107,528		\$107,528/100%			\$107,528/100%			
C	\$3,853	\$2,878/74.6%	\$300/7.78%	\$675/17.5%		\$300/7.78%			\$675/17.5%

701-TEXAS EDUCATION AGENCY-Professional Services Unadjusted Goal is 20.0%

FUND TYPE	TOTAL EXPENDITURES	TOTAL SPENT WITH NON-HUBS	TOTAL SPENT WITH **ADJ. HUBS 18.1%	TOTAL SPENT WITH *OTHER HUBS 1.9%	BLACK	**ADJUSTED HUB GOAL 18.1% HISPANIC	WOMAN	*OTHER HUB GOAL 1.9% ASIAN PACIFIC	NATIVE AMERICAN
T	\$1,054,093	\$1,054,093/100%							
N									
S									
-TC									
C	\$1,054,093	\$1,054,093/100%							

701-TEXAS EDUCATION AGENCY-Other Services Unadjusted Goal is 33.0%

FUND TYPE	TOTAL EXPENDITURES	TOTAL SPENT WITH NON-HUBS	TOTAL SPENT WITH **ADJ. HUBS 33.0%	ASIAN PACIFIC	BLACK	**ADJUSTED HUB GOAL 33.0% HISPANIC	NATIVE AMERICAN	WOMAN
T	\$32,638,530	\$28,612,168/87.6%	\$4,026,362/12.3%	\$185,680/.568%	\$78,843/.241%	\$110,756/.339%		\$3,651,082/11.1%
N								
S								
-TC	\$222,080	\$167,351/75.3%	\$54,728/24.6%			\$52,687/23.7%		\$2,041/.919%
C	\$32,416,450	\$28,444,816/87.7%	\$3,971,633/12.2%	\$185,680/.572%	\$78,843/.243%	\$58,069/.179%		\$3,649,040/11.2%

701-TEXAS EDUCATION AGENCY-Commodity Purchasing Unadjusted Goal is 12.6%

FUND TYPE	TOTAL EXPENDITURES	TOTAL SPENT WITH NON-HUBS	TOTAL SPENT WITH **ADJ. HUBS 11.5%	TOTAL SPENT WITH *OTHER HUBS 1.1%	BLACK	**ADJUSTED HUB GOAL 11.5% HISPANIC	WOMAN	*OTHER HUB GOAL 1.1% ASIAN PACIFIC	NATIVE AMERICAN
T	\$3,036,032	\$1,432,559/47.1%	\$600,698/19.7%	\$1,002,774/33.0%	\$36,935/1.21%	\$348,663/11.4%	\$215,099/7.08%	\$1,001,300/32.9%	\$1,473/.048%
N									
S									
-TC	\$196,862	\$193,754/98.4%	\$1/.000%	\$3,106/1.57%			\$1/.000%	\$1,981/1.00%	\$1,125/.571%
C	\$2,839,170	\$1,238,805/43.6%	\$600,696/21.1%	\$999,668/35.2%	\$36,935/1.30%	\$348,663/12.2%	\$215,098/7.57%	\$999,319/35.1%	\$348/.012%

DB = DEBIT (NEGATIVE AMOUNT) * = OTHER HUBS ** = ADJUSTED HUBS *** = DOLLARS REPORTED BUT NOT SHOWN IN THESE COLUMNS. SEE COVER LETTER PARA. 4
T=TREASURY, N=NON-TREASURY, S=SUBCONTRACTOR FUNDS & PROCUREMENT CARD HUB PURCHASES, TC=TERM CONTRACT, C=CONSOLIDATED. SEE PAGE 4 OF HUB REPORT FOR FUND TYPE DESCRIPTION.

703-STATE BOARD OF EDUCATOR (SEE #705)-Heavy Construction Unadjusted Goal is 11.9%

FUND TYPE	TOTAL EXPENDITURES	TOTAL SPENT WITH NON-HUBS AMOUNT/%	TOTAL SPENT WITH **ADJ HUBS 6.6% AMOUNT/%	TOTAL SPENT WITH *OTHER HUBS 5.3% AMOUNT/%	ASIAN PACIFIC AMOUNT/%	**ADJUSTED HUB GOAL 6.6% BLACK AMOUNT/%	HISPANIC AMOUNT/%	NATIVE AMERICAN AMOUNT/%	*OTHER HUB GOAL 5.3% WOMAN AMOUNT/%
-----------	--------------------	------------------------------------	---	--	------------------------	--	-------------------	--------------------------	--

T
N
S
-TC
C

703-STATE BOARD OF EDUCATOR (SEE #705)-Building Construction Unadjusted Goal is 26.1%

FUND TYPE	TOTAL EXPENDITURES	TOTAL SPENT WITH NON-HUBS	TOTAL SPENT WITH **ADJ HUBS 25.1%	TOTAL SPENT WITH *OTHER HUBS 1.0%	BLACK	**ADJUSTED HUB GOAL 25.1% HISPANIC	WOMAN	ASIAN PACIFIC	NATIVE AMERICAN
-----------	--------------------	---------------------------	-----------------------------------	-----------------------------------	-------	---------------------------------------	-------	---------------	-----------------

T
N
S
-TC
C

703-STATE BOARD OF EDUCATOR (SEE #705)-Special Trade Unadjusted Goal is 57.2%

FUND TYPE	TOTAL EXPENDITURES	TOTAL SPENT WITH NON-HUBS	TOTAL SPENT WITH **ADJ HUBS 47.0%	TOTAL SPENT WITH *OTHER HUBS 10.2%	BLACK	**ADJUSTED HUB GOAL 47.0% HISPANIC	ASIAN PACIFIC	NATIVE AMERICAN	WOMAN
-----------	--------------------	---------------------------	-----------------------------------	------------------------------------	-------	---------------------------------------	---------------	-----------------	-------

T
N
S
-TC
C

703-STATE BOARD OF EDUCATOR (SEE #705)-Professional Services Unadjusted Goal is 20.0%

FUND TYPE	TOTAL EXPENDITURES	TOTAL SPENT WITH NON-HUBS	TOTAL SPENT WITH **ADJ HUBS 18.1%	TOTAL SPENT WITH *OTHER HUBS 1.9%	BLACK	**ADJUSTED HUB GOAL 18.1% HISPANIC	WOMAN	ASIAN PACIFIC	NATIVE AMERICAN
-----------	--------------------	---------------------------	-----------------------------------	-----------------------------------	-------	---------------------------------------	-------	---------------	-----------------

T
N
S
-TC
C

703-STATE BOARD OF EDUCATOR (SEE #705)-Other Services Unadjusted Goal is 33.0%

FUND TYPE	TOTAL EXPENDITURES	TOTAL SPENT WITH NON-HUBS	TOTAL SPENT WITH **ADJ HUBS 33.0%	ASIAN PACIFIC	**ADJUSTED HUB GOAL 33.0% BLACK	HISPANIC	NATIVE AMERICAN	WOMAN
-----------	--------------------	---------------------------	-----------------------------------	---------------	------------------------------------	----------	-----------------	-------

T
N
S
-TC
C

703-STATE BOARD OF EDUCATOR (SEE #705)-Commodity Purchasing Unadjusted Goal is 12.6%

FUND TYPE	TOTAL EXPENDITURES	TOTAL SPENT WITH NON-HUBS	TOTAL SPENT WITH **ADJ HUBS 11.5%	TOTAL SPENT WITH *OTHER HUBS 1.1%	BLACK	**ADJUSTED HUB GOAL 11.5% HISPANIC	WOMAN	ASIAN PACIFIC	NATIVE AMERICAN
-----------	--------------------	---------------------------	-----------------------------------	-----------------------------------	-------	---------------------------------------	-------	---------------	-----------------

T
N
S
-TC
C

\$9,053

\$9,053/100 %

\$9,053/100 %

\$9,053

\$9,053/100 %

\$9,053/100 %

DB = DEBIT (NEGATIVE AMOUNT) * = OTHER HUBS ** = ADJUSTED HUBS *** = DOLLARS REPORTED BUT NOT SHOWN IN THESE COLUMNS. SEE COVER LETTER PARA. 4
T-TREASURY, N=NON-TREASURY, S-SUBCONTRACTOR FUNDS & PROCUREMENT CARD HUB PURCHASES, TC-TERM CONTRACT, C-CONSOLIDATED. SEE PAGE 4 OF HUB REPORT FOR FUND TYPE DESCRIPTION.

705-STATE BOARD FOR EDUCAT CERT(SEE#701)-Heavy Construction Unadjusted Goal is 11.9%

FUND TYPE	TOTAL EXPENDITURES	TOTAL SPENT WITH NON-HUBS AMOUNT/%	TOTAL SPENT WITH **ADJ. HUBS 8.6% AMOUNT/%	TOTAL SPENT WITH *OTHER HUBS 5.3% AMOUNT/%	ASIAN PACIFIC AMOUNT/%	**ADJUSTED HUB GOAL 6.6% BLACK AMOUNT/%	HISPANIC AMOUNT/%	NATIVE AMERICAN AMOUNT/%	*OTHER HUB GOAL 5.3% WOMAN AMOUNT/%
-----------	--------------------	------------------------------------	--	--	------------------------	--	-------------------	--------------------------	--

T
N
S
-TC

C

705-STATE BOARD FOR EDUCAT CERT(SEE#701)-Building Construction Unadjusted Goal is 26.1%

FUND TYPE	TOTAL EXPENDITURES	TOTAL SPENT WITH NON-HUBS	TOTAL SPENT WITH **ADJ. HUBS 25.1%	TOTAL SPENT WITH *OTHER HUBS 1.0%	BLACK	**ADJUSTED HUB GOAL 25.1% HISPANIC	WOMAN	*OTHER HUB GOAL 1.0% ASIAN PACIFIC	NATIVE AMERICAN
-----------	--------------------	---------------------------	------------------------------------	-----------------------------------	-------	---------------------------------------	-------	---------------------------------------	-----------------

T
N
S
-TC

C

705-STATE BOARD FOR EDUCAT CERT(SEE#701)-Special Trade Unadjusted Goal is 57.2%

FUND TYPE	TOTAL EXPENDITURES	TOTAL SPENT WITH NON-HUBS	TOTAL SPENT WITH **ADJ. HUBS 47.0%	TOTAL SPENT WITH *OTHER HUBS 10.2%	BLACK	**ADJUSTED HUB GOAL 47.0% HISPANIC	ASIAN PACIFIC	NATIVE AMERICAN	WOMAN
-----------	--------------------	---------------------------	------------------------------------	------------------------------------	-------	---------------------------------------	---------------	-----------------	-------

T
N
S
-TC

C

705-STATE BOARD FOR EDUCAT CERT(SEE#701)-Professional Services Unadjusted Goal is 20.0%

FUND TYPE	TOTAL EXPENDITURES	TOTAL SPENT WITH NON-HUBS	TOTAL SPENT WITH **ADJ. HUBS 18.1%	TOTAL SPENT WITH *OTHER HUBS 1.9%	BLACK	**ADJUSTED HUB GOAL 18.1% HISPANIC	WOMAN	*OTHER HUB GOAL 1.9% ASIAN PACIFIC	NATIVE AMERICAN
-----------	--------------------	---------------------------	------------------------------------	-----------------------------------	-------	---------------------------------------	-------	---------------------------------------	-----------------

T
N
S
-TC

C

705-STATE BOARD FOR EDUCAT CERT(SEE#701)-Other Services Unadjusted Goal is 33.0%

FUND TYPE	TOTAL EXPENDITURES	TOTAL SPENT WITH NON-HUBS	TOTAL SPENT WITH **ADJ. HUBS 33.0%	ASIAN PACIFIC	**ADJUSTED HUB GOAL 33.0% BLACK	HISPANIC	NATIVE AMERICAN	WOMAN
-----------	--------------------	---------------------------	------------------------------------	---------------	------------------------------------	----------	-----------------	-------

T
N
S
-TC

C

705-STATE BOARD FOR EDUCAT CERT(SEE#701)-Commodity Purchasing Unadjusted Goal is 12.6%

FUND TYPE	TOTAL EXPENDITURES	TOTAL SPENT WITH NON-HUBS	TOTAL SPENT WITH **ADJ. HUBS 11.5%	TOTAL SPENT WITH *OTHER HUBS 1.1%	BLACK	**ADJUSTED HUB GOAL 11.5% HISPANIC	WOMAN	*OTHER HUB GOAL 1.1% ASIAN PACIFIC	NATIVE AMERICAN
-----------	--------------------	---------------------------	------------------------------------	-----------------------------------	-------	---------------------------------------	-------	---------------------------------------	-----------------

T
N
S
-TC

C

DB = DEBIT (NEGATIVE AMOUNT) * = OTHER HUBS ** = ADJUSTED HUBS *** = DOLLARS REPORTED BUT NOT SHOWN IN THESE COLUMNS. SEE COVER LETTER PARA. 4
T=TREASURY, N=NON-TREASURY, S=SUBCONTRACTOR FUNDS & PROCUREMENT CARD HUB PURCHASES, TC=TERM CONTRACT, C=CONSOLIDATED. SEE PAGE 4 OF HUB REPORT FOR FUND TYPE DESCRIPTION.

FUND TYPE	TOTAL EXPENDITURES	TOTAL SPENT WITH NON-HUBS AMOUNT/%	709-TX A&M UNIV SYSTEM HEALTH		SCIENCE CT-Heavy Construction Unadjusted Goal is 11.9%				*OTHER HUB GOAL 5.3% WOMAN AMOUNT/%
			TOTAL SPENT WITH **ADJ. HUBS 5.6% AMOUNT/%	TOTAL SPENT WITH *OTHER HUBS 5.3% AMOUNT/%	ASIAN PACIFIC AMOUNT/%	**ADJUSTED HUB GOAL 6.6% BLACK AMOUNT/%	HISPANIC AMOUNT/%	NATIVE AMERICAN AMOUNT/%	

T	\$4,231	\$4,231/100 %							
N									
S									
-TC									
C	\$4,231	\$4,231/100 %							

FUND TYPE	TOTAL EXPENDITURES	TOTAL SPENT WITH NON-HUBS	709-TX A&M UNIV SYSTEM HEALTH		SCIENCE CT-Building Construction Unadjusted Goal is 26.1%			*OTHER HUB GOAL 1.0% ASIAN PACIFIC NATIVE AMERICAN
			TOTAL SPENT WITH **ADJ. HUBS 25.1%	TOTAL SPENT WITH *OTHER HUBS 1.0%	BLACK	**ADJUSTED HUB GOAL 25.1% HISPANIC	WOMAN	

T								
N								
S								
-TC								
C								

FUND TYPE	TOTAL EXPENDITURES	TOTAL SPENT WITH NON-HUBS	709-TX A&M UNIV SYSTEM HEALTH		SCIENCE CT-Special Trade Unadjusted Goal is 57.2%			
			TOTAL SPENT WITH **ADJ. HUBS 47.0%	TOTAL SPENT WITH *OTHER HUBS 10.2%	BLACK	**ADJUSTED HUB GOAL 47.0% HISPANIC	ASIAN PACIFIC	NATIVE AMERICAN WOMAN

T	\$3,100	\$3,100/100 %						
N	\$113,073	\$113,073/100 %						
S								
-TC								
C	\$116,173	\$116,173/100 %						

FUND TYPE	TOTAL EXPENDITURES	TOTAL SPENT WITH NON-HUBS	709-TX A&M UNIV SYSTEM HEALTH		SCIENCE CT-Professional Services Unadjusted Goal is 20.0%			
			TOTAL SPENT WITH **ADJ. HUBS 18.1%	TOTAL SPENT WITH *OTHER HUBS 1.9%	BLACK	**ADJUSTED HUB GOAL 18.1% HISPANIC	WOMAN	*OTHER HUB GOAL 1.9% ASIAN PACIFIC NATIVE AMERICAN

T	\$210	\$210/100 %						
N	\$44,926	\$44,926/100 %						
S								
-TC								
C	\$45,136	\$45,136/100 %						

FUND TYPE	TOTAL EXPENDITURES	TOTAL SPENT WITH NON-HUBS	709-TX A&M UNIV SYSTEM HEALTH		SCIENCE CT-Other Services Unadjusted Goal is 33.0%				
			TOTAL SPENT WITH **ADJ. HUBS 33.0%		ASIAN PACIFIC	BLACK	HISPANIC	NATIVE AMERICAN	WOMAN

T	\$1,373,233	\$1,365,239/99.4%	\$7,993/.582%			\$385/.028%		\$7,608/.554%
N	\$733,787	\$717,436/97.7%	\$16,350/2.22%			\$1,791/.244%	\$117/.016%	\$14,014/1.90%
S								
-TC	\$8,505	\$8,505/100 %						
C	\$2,098,514	\$2,074,170/98.8%	\$24,344/1.16%			\$426/.020%	\$2,176/.103%	\$117/.005%

FUND TYPE	TOTAL EXPENDITURES	TOTAL SPENT WITH NON-HUBS	709-TX A&M UNIV SYSTEM HEALTH		SCIENCE CT-Commodity Purchasing Unadjusted Goal is 12.6%			
			TOTAL SPENT WITH **ADJ. HUBS 11.5%	TOTAL SPENT WITH *OTHER HUBS 1.1%	BLACK	**ADJUSTED HUB GOAL 11.5% HISPANIC	WOMAN	*OTHER HUB GOAL 1.1% ASIAN PACIFIC NATIVE AMERICAN

T	\$540,012	\$479,539/88.8%	\$37,584/6.96%	\$22,888/4.23%		\$421/.078%	\$37,163/6.88%	\$22,888/4.23%
N	\$2,416,486	\$2,303,709/95.3%	\$109,257/4.52%	\$3,519/.145%	\$4,655/.192%	\$21,680/.897%	\$82,922/3.43%	\$2,578/.106%
S								
-TC	\$31,728	\$31,468/99.1%	\$259/.818%			\$259/.818%		
C	\$2,924,770	\$2,751,779/94.0%	\$146,582/5.01%	\$26,407/.902%	\$4,655/.159%	\$21,841/.746%	\$120,086/4.10%	\$25,467/.870%

DB = DEBIT (NEGATIVE AMOUNT) * = OTHER HUBS ** = ADJUSTED HUBS *** = DOLLARS REPORTED BUT NOT SHOWN IN THESE COLUMNS. SEE COVER LETTER PARA. 4
T-TREASURY, N-NON-TREASURY, S-SUBCONTRACTOR FUNDS & PROCUREMENT CARD HUB PURCHASES, TC-TERM CONTRACT, C-CONSOLIDATED. SEE PAGE 4 OF HUB REPORT FOR FUND TYPE DESCRIPTION.

710-TEXAS A & M UNIVERSITY SYSTEM-Heavy Construction Unadjusted Goal is 11.9%

FUND TYPE	TOTAL EXPENDITURES	TOTAL SPENT WITH NON-HUBS AMOUNT/%	TOTAL SPENT WITH **ADJ. HUBS 6.6% AMOUNT/%	TOTAL SPENT WITH *OTHER HUBS 5.3% AMOUNT/%	ASIAN PACIFIC AMOUNT/%	**ADJUSTED HUB GOAL 6.6% BLACK AMOUNT/%	HISPANIC AMOUNT/%	NATIVE AMERICAN AMOUNT/%	*OTHER HUB GOAL 5.3% WOMAN AMOUNT/%
T									
N									
S									
-TC									
C									

710-TEXAS A & M UNIVERSITY SYSTEM-Building Construction Unadjusted Goal is 26.1%

FUND TYPE	TOTAL EXPENDITURES	TOTAL SPENT WITH NON-HUBS	TOTAL SPENT WITH **ADJ. HUBS 25.1%	TOTAL SPENT WITH *OTHER HUBS 1.0%	BLACK	**ADJUSTED HUB GOAL 25.1% HISPANIC	WOMAN	*OTHER HUB GOAL 1.0% ASIAN PACIFIC	NATIVE AMERICAN
T									
N	\$43,860,980	\$43,610,976/99.4%	\$207,091/.472%	\$42,912/.097%	\$3,171/.007%	\$38,639/.088%	\$165,281/.376%	\$34,238/.078%	\$8,674/.019%
S	***	***	\$191,202/.435%	\$11,285/.025%	\$4,894/.011%	\$138,527/.315%	\$47,781/.108%	\$11,285/.025%	
-TC									
C	\$43,860,980	\$43,610,976/99.4%	\$398,293/.908%	\$54,197/.123%	\$8,065/.018%	\$177,166/.403%	\$213,062/.485%	\$45,523/.103%	\$8,674/.019%

710-TEXAS A & M UNIVERSITY SYSTEM-Special Trade Unadjusted Goal is 57.2%

FUND TYPE	TOTAL EXPENDITURES	TOTAL SPENT WITH NON-HUBS	TOTAL SPENT WITH **ADJ. HUBS 47.0%	TOTAL SPENT WITH *OTHER HUBS 10.2%	BLACK	**ADJUSTED HUB GOAL 47.0% HISPANIC	ASIAN PACIFIC	*OTHER HUB GOAL 10.2% NATIVE AMERICAN	WOMAN
T									
N									
S									
-TC									
C									

710-TEXAS A & M UNIVERSITY SYSTEM-Professional Services Unadjusted Goal is 20.0%

FUND TYPE	TOTAL EXPENDITURES	TOTAL SPENT WITH NON-HUBS	TOTAL SPENT WITH **ADJ. HUBS 18.1%	TOTAL SPENT WITH *OTHER HUBS 1.9%	BLACK	**ADJUSTED HUB GOAL 18.1% HISPANIC	WOMAN	*OTHER HUB GOAL 1.9% ASIAN PACIFIC	NATIVE AMERICAN
T	\$1,890	\$1,890/100%							
N	\$17,789	\$17,789/100%							
S									
-TC									
C	\$19,680	\$19,680/100%							

710-TEXAS A & M UNIVERSITY SYSTEM-Other Services Unadjusted Goal is 33.0%

FUND TYPE	TOTAL EXPENDITURES	TOTAL SPENT WITH NON-HUBS	TOTAL SPENT WITH **ADJ. HUBS 33.0%	TOTAL SPENT WITH *OTHER HUBS 1.1%	ASIAN PACIFIC	**ADJUSTED HUB GOAL 33.0% BLACK	HISPANIC	NATIVE AMERICAN	WOMAN
T	\$402,671	\$400,772/99.5%	\$1,899/.471%						\$1,899/.471%
N	\$278,198	\$262,545/94.3%	\$15,653/5.62%						\$15,653/5.62%
S									
-TC									
C	\$680,869	\$663,317/97.4%	\$17,552/2.57%						\$17,552/2.57%

710-TEXAS A & M UNIVERSITY SYSTEM-Commodity Purchasing Unadjusted Goal is 12.6%

FUND TYPE	TOTAL EXPENDITURES	TOTAL SPENT WITH NON-HUBS	TOTAL SPENT WITH **ADJ. HUBS 11.5%	TOTAL SPENT WITH *OTHER HUBS 1.1%	BLACK	**ADJUSTED HUB GOAL 11.5% HISPANIC	WOMAN	*OTHER HUB GOAL 1.1% ASIAN PACIFIC	NATIVE AMERICAN
T	\$56,820	\$50,424/89.0%	\$3,089/5.45%	\$3,106/5.48%			\$3,089/5.45%	\$3,106/5.48%	
N	\$1,123,250	\$1,044,817/93.0%	\$72,545/6.45%	\$5,887/.524%		\$59,294/5.27%	\$13,251/1.17%	\$5,887/.524%	
S									
-TC									
C	\$1,179,870	\$1,095,241/92.8%	\$75,634/6.41%	\$8,994/.762%		\$59,294/5.02%	\$16,340/1.38%	\$8,994/.762%	

DB = DEBIT (NEGATIVE AMOUNT) * = OTHER HUBS ** = ADJUSTED HUBS *** = DOLLARS REPORTED BUT NOT SHOWN IN THESE COLUMNS. SEE COVER LETTER PARA. 4
T-TREASURY, N-NON-TREASURY, S-SUBCONTRACTOR FUNDS & PROCUREMENT CARD HUB PURCHASES, TC-TERM CONTRACT, C-CONSOLIDATED. SEE PAGE 4 OF HUB REPORT FOR FUND TYPE DESCRIPTION.

711-TEXAS A & M UNIVERSITY (MAIN UNIV)-Heavy Construction Unadjusted Goal is 11.9%

FUND TYPE	TOTAL EXPENDITURES	TOTAL SPENT WITH NON-HUBS AMOUNT/%	TOTAL SPENT WITH **ADJ. HUBS 8.6% AMOUNT/%	TOTAL SPENT WITH *OTHER HUBS 5.3% AMOUNT/%	**ADJUSTED HUB GOAL 8.6%				*OTHER HUB GOAL 5.3% WOMAN AMOUNT/%
					ASIAN PACIFIC AMOUNT/%	BLACK AMOUNT/%	HISPANIC AMOUNT/%	NATIVE AMERICAN AMOUNT/%	
T									
N	\$15,373	\$4,551/29.6%		\$10,821/70.3%					\$10,821/70.3%
S									
-TC									
C	\$15,373	\$4,551/29.6%		\$10,821/70.3%					\$10,821/70.3%

711-TEXAS A & M UNIVERSITY (MAIN UNIV)-Building Construction Unadjusted Goal is 26.1%

FUND TYPE	TOTAL EXPENDITURES	TOTAL SPENT WITH NON-HUBS	TOTAL SPENT WITH **ADJ. HUBS 25.1%	TOTAL SPENT WITH *OTHER HUBS 1.0%	**ADJUSTED HUB GOAL 25.1%			*OTHER HUB GOAL 1.0% ASIAN PACIFIC NATIVE AMERICAN
					BLACK	HISPANIC	WOMAN	
T								
N	\$87,539	\$86,774/99.1%	\$765/.874%		\$640/.731%		\$125/.142%	
S								
-TC								
C	\$87,539	\$86,774/99.1%	\$765/.874%		\$640/.731%		\$125/.142%	

711-TEXAS A & M UNIVERSITY (MAIN UNIV)-Special Trade Unadjusted Goal is 57.2%

FUND TYPE	TOTAL EXPENDITURES	TOTAL SPENT WITH NON-HUBS	TOTAL SPENT WITH **ADJ. HUBS 87.0%	TOTAL SPENT WITH *OTHER HUBS 10.2%	**ADJUSTED HUB GOAL 47.0%			*OTHER HUB GOAL 10.2% ASIAN PACIFIC NATIVE AMERICAN WOMAN
					BLACK	HISPANIC	WOMAN	
T	\$506	\$506/100%						
N	\$590,358	\$590,358/100%						
S								
-TC								
C	\$590,865	\$590,865/100%						

711-TEXAS A & M UNIVERSITY (MAIN UNIV)-Professional Services Unadjusted Goal is 20.0%

FUND TYPE	TOTAL EXPENDITURES	TOTAL SPENT WITH NON-HUBS	TOTAL SPENT WITH **ADJ. HUBS 18.1%	TOTAL SPENT WITH *OTHER HUBS 1.8%	**ADJUSTED HUB GOAL 18.1%			*OTHER HUB GOAL 1.9% ASIAN PACIFIC NATIVE AMERICAN
					BLACK	HISPANIC	WOMAN	
T	\$4,435	\$4,435/100%						
N	\$906,215	\$906,215/100%						
S								
-TC								
C	\$910,650	\$910,650/100%						

711-TEXAS A & M UNIVERSITY (MAIN UNIV)-Other Services Unadjusted Goal is 33.0%

FUND TYPE	TOTAL EXPENDITURES	TOTAL SPENT WITH NON-HUBS	TOTAL SPENT WITH **ADJ. HUBS 33.0%	TOTAL SPENT WITH *OTHER HUBS 1.70%	**ADJUSTED HUB GOAL 33.0%			
					ASIAN PACIFIC	BLACK	HISPANIC	NATIVE AMERICAN
T	\$936,507	\$917,090/97.9%	\$19,417/2.07%					
N	\$11,029,431	\$10,841,853/98.2%	\$187,578/1.70%		\$40/.000%	\$6,737/.061%	\$12,765/1.36%	\$6,652/.710%
S								
-TC	\$19,441	\$19,441/100%						
C	\$11,946,497	\$11,739,502/98.2%	\$206,995/1.73%		\$40/.000%	\$6,737/.056%	\$42,555/.356%	\$157,661/1.31%

711-TEXAS A & M UNIVERSITY (MAIN UNIV)-Commodity Purchasing Unadjusted Goal is 12.6%

FUND TYPE	TOTAL EXPENDITURES	TOTAL SPENT WITH NON-HUBS	TOTAL SPENT WITH **ADJ. HUBS 11.5%	TOTAL SPENT WITH *OTHER HUBS 1.1%	**ADJUSTED HUB GOAL 11.5%			*OTHER HUB GOAL 1.1% ASIAN PACIFIC NATIVE AMERICAN
					BLACK	HISPANIC	WOMAN	
T	\$3,940,214	\$3,092,014/78.4%	\$463,309/11.7%	\$384,889/9.76%	\$751/.019%	\$337,033/8.55%	\$125,525/3.18%	\$384,889/9.76%
N	\$38,318,722	\$36,122,161/94.2%	\$1,696,466/4.42%	\$500,093/1.30%	\$70,358/.183%	\$607,417/1.58%	\$1,018,691/2.65%	\$499,688/1.30%
S								
-TC	\$275,646	\$268,861/97.5%	\$6,784/2.46%			\$82/.029%	\$6,702/2.43%	
C	\$41,983,290	\$38,945,314/92.7%	\$2,152,992/5.12%	\$884,983/2.10%	\$71,109/.169%	\$944,368/2.24%	\$1,137,513/2.70%	\$884,578/2.10%

DB = DEBIT (NEGATIVE AMOUNT) * = OTHER HUBS ** = ADJUSTED HUBS *** = DOLLARS REPORTED BUT NOT SHOWN IN THESE COLUMNS. SEE COVER LETTER PARA. 4
T=TREASURY, N=NON-TREASURY, S=SUBCONTRACTOR FUNDS & PROCUREMENT CARD HUB PURCHASES, TC=TERM CONTRACT, C=CONSOLIDATED. SEE PAGE 4 OF HUB REPORT FOR FUND TYPE DESCRIPTION.

712-TX ENGINEERING EXPERIMENT STATION-Heavy Construction Unadjusted Goal is 11.9%

FUND TYPE	TOTAL EXPENDITURES	TOTAL SPENT WITH NON-HUBS AMOUNT/%	TOTAL SPENT WITH **ADJ. HUBS 6.6% AMOUNT/%	TOTAL SPENT WITH *OTHER HUBS 5.3% AMOUNT/%	ASIAN PACIFIC AMOUNT/%	**ADJUSTED HUB GOAL 6.6% BLACK AMOUNT/%	HISPANIC AMOUNT/%	NATIVE AMERICAN AMOUNT/%	*OTHER HUB GOAL 5.3% WOMAN AMOUNT/%
-----------	--------------------	------------------------------------	--	--	------------------------	--	-------------------	--------------------------	--

T
N
S
-TC

C

712-TX ENGINEERING EXPERIMENT STATION-Building Construction Unadjusted Goal is 26.1%

FUND TYPE	TOTAL EXPENDITURES	TOTAL SPENT WITH NON-HUBS	TOTAL SPENT WITH **ADJ. HUBS 25.1% AMOUNT/%	TOTAL SPENT WITH *OTHER HUBS 1.0% AMOUNT/%	BLACK	**ADJUSTED HUB GOAL 25.1% HISPANIC	WOMAN	*OTHER HUB GOAL 1.0% ASIAN PACIFIC	NATIVE AMERICAN
-----------	--------------------	---------------------------	---	--	-------	---------------------------------------	-------	---------------------------------------	-----------------

T
N
S
-TC

C

712-TX ENGINEERING EXPERIMENT STATION-Special Trade Unadjusted Goal is 57.2%

FUND TYPE	TOTAL EXPENDITURES	TOTAL SPENT WITH NON-HUBS	TOTAL SPENT WITH **ADJ. HUBS 47.0% AMOUNT/%	TOTAL SPENT WITH *OTHER HUBS 10.2% AMOUNT/%	BLACK	**ADJUSTED HUB GOAL 47.0% HISPANIC	ASIAN PACIFIC	*OTHER HUB GOAL 10.2% NATIVE AMERICAN	WOMAN
-----------	--------------------	---------------------------	---	---	-------	---------------------------------------	---------------	--	-------

T
N
S
-TC

C

712-TX ENGINEERING EXPERIMENT STATION-Professional Services Unadjusted Goal is 20.0%

FUND TYPE	TOTAL EXPENDITURES	TOTAL SPENT WITH NON-HUBS	TOTAL SPENT WITH **ADJ. HUBS 18.1% AMOUNT/%	TOTAL SPENT WITH *OTHER HUBS 1.9% AMOUNT/%	BLACK	**ADJUSTED HUB GOAL 18.1% HISPANIC	WOMAN	*OTHER HUB GOAL 1.9% ASIAN PACIFIC	NATIVE AMERICAN
-----------	--------------------	---------------------------	---	--	-------	---------------------------------------	-------	---------------------------------------	-----------------

T
N
S
-TC

C

712-TX ENGINEERING EXPERIMENT STATION-Other Services Unadjusted Goal is 33.0%

FUND TYPE	TOTAL EXPENDITURES	TOTAL SPENT WITH NON-HUBS	TOTAL SPENT WITH **ADJ. HUBS 33.0% AMOUNT/%	ASIAN PACIFIC	**ADJUSTED HUB GOAL 33.0% BLACK	HISPANIC	NATIVE AMERICAN	WOMAN
-----------	--------------------	---------------------------	---	---------------	------------------------------------	----------	-----------------	-------

T
N
S
-TC

C

712-TX ENGINEERING EXPERIMENT STATION-Commodity Purchasing Unadjusted Goal is 12.6%

FUND TYPE	TOTAL EXPENDITURES	TOTAL SPENT WITH NON-HUBS	TOTAL SPENT WITH **ADJ. HUBS 11.5% AMOUNT/%	TOTAL SPENT WITH *OTHER HUBS 1.1% AMOUNT/%	BLACK	**ADJUSTED HUB GOAL 11.5% HISPANIC	WOMAN	*OTHER HUB GOAL 1.1% ASIAN PACIFIC	NATIVE AMERICAN
-----------	--------------------	---------------------------	---	--	-------	---------------------------------------	-------	---------------------------------------	-----------------

T
N
S
-TC

C

DB = DEBIT (NEGATIVE AMOUNT) * = OTHER HUBS ** = ADJUSTED HUBS *** = DOLLARS REPORTED BUT NOT SHOWN IN THESE COLUMNS. SEE COVER LETTER PARA. 4
T=TREASURY, N=NON-TREASURY, S=SUBCONTRACTOR FUNDS & PROCUREMENT CARD HUB PURCHASES, TC=TERM CONTRACT, C=CONSOLIDATED. SEE PAGE 4 OF HUB REPORT FOR FUND TYPE DESCRIPTION.

713-TARLETON STATE UNIVERSITY-Heavy Construction Unadjusted Goal is 11.9%

FUND TYPE	TOTAL EXPENDITURES	TOTAL SPENT WITH NON-HUBS AMOUNT/%	TOTAL SPENT WITH **ADJ. HUBS 6.6% AMOUNT/%	TOTAL SPENT WITH *OTHER HUBS 5.3% AMOUNT/%	ASIAN PACIFIC AMOUNT/%	**ADJUSTED HUB GOAL 6.6% BLACK AMOUNT/%	HISPANIC AMOUNT/%	NATIVE AMERICAN AMOUNT/%	*OTHER HUB GOAL 5.3% WOMAN AMOUNT/%
T									
N									
S									
-TC									
C									

713-TARLETON STATE UNIVERSITY-Building Construction Unadjusted Goal is 26.1%

FUND TYPE	TOTAL EXPENDITURES	TOTAL SPENT WITH NON-HUBS	TOTAL SPENT WITH **ADJ. HUBS 25.1%	TOTAL SPENT WITH *OTHER HUBS 1.0%	BLACK	**ADJUSTED HUB GOAL 25.1% HISPANIC	WOMAN	*OTHER HUB GOAL 1.0% ASIAN PACIFIC	NATIVE AMERICAN
T									
N	\$670	\$670/100 %							
S									
-TC									
C	\$670	\$670/100 %							

713-TARLETON STATE UNIVERSITY-Special Trade Unadjusted Goal is 57.2%

FUND TYPE	TOTAL EXPENDITURES	TOTAL SPENT WITH NON-HUBS	TOTAL SPENT WITH **ADJ. HUBS 47.0%	TOTAL SPENT WITH *OTHER HUBS 10.2%	BLACK	**ADJUSTED HUB GOAL 47.0% HISPANIC	ASIAN PACIFIC	*OTHER HUB GOAL 10.2% NATIVE AMERICAN	WOMAN
T	\$517	\$517/100 %							
N	\$424,719	\$424,719/100 %							
S									
-TC									
C	\$425,236	\$425,236/100 %							

713-TARLETON STATE UNIVERSITY-Professional Services Unadjusted Goal is 20.0%

FUND TYPE	TOTAL EXPENDITURES	TOTAL SPENT WITH NON-HUBS	TOTAL SPENT WITH **ADJ. HUBS 18.1%	TOTAL SPENT WITH *OTHER HUBS 1.9%	BLACK	**ADJUSTED HUB GOAL 18.1% HISPANIC	WOMAN	*OTHER HUB GOAL 1.9% ASIAN PACIFIC	NATIVE AMERICAN
T									
N	\$112,025	\$112,025/100 %							
S									
-TC									
C	\$112,025	\$112,025/100 %							

713-TARLETON STATE UNIVERSITY-Other Services Unadjusted Goal is 33.0%

FUND TYPE	TOTAL EXPENDITURES	TOTAL SPENT WITH NON-HUBS	TOTAL SPENT WITH **ADJ. HUBS 33.0%	ASIAN PACIFIC	**ADJUSTED HUB GOAL 33.0% BLACK	HISPANIC	NATIVE AMERICAN	WOMAN
T	\$260,878	\$254,730/97.6%	\$6,147/2.35%			\$3,986/1.53%		\$2,151/.824%
N	\$1,680,698	\$1,654,476/98.4%	\$26,222/1.56%		\$1,150/.068%	\$1,100/.065%	\$15,047/.895%	\$8,924/.531%
S								
-TC	\$520	\$520/100 %						
C	\$1,941,056	\$1,908,686/98.3%	\$32,370/1.66%		\$1,150/.059%	\$5,096/.262%	\$15,047/.775%	\$11,075/.570%

713-TARLETON STATE UNIVERSITY-Commodity Purchasing Unadjusted Goal is 12.6%

FUND TYPE	TOTAL EXPENDITURES	TOTAL SPENT WITH NON-HUBS	TOTAL SPENT WITH **ADJ. HUBS 11.5%	TOTAL SPENT WITH *OTHER HUBS 1.1%	BLACK	**ADJUSTED HUB GOAL 11.5% HISPANIC	WOMAN	*OTHER HUB GOAL 1.1% ASIAN PACIFIC	NATIVE AMERICAN
T	\$1,015,512	\$859,686/84.6%	\$76,699/7.55%	\$79,125/7.79%	\$32,847/3.23%	\$11,093/1.09%	\$32,758/3.22%	\$69,315/6.82%	\$9,810/.966%
N	\$1,957,020	\$1,783,690/91.1%	\$154,519/7.89%	\$18,811/.961%	\$16,803/.858%	\$60,685/3.10%	\$77,029/3.93%	\$17,268/.882%	\$1,542/.078%
S									
-TC	\$103,759	\$98,733/95.1%	\$4,326/4.16%	\$699/.674%		\$1,917/1.84%	\$2,408/2.32%	\$699/.674%	
C	\$2,868,773	\$2,544,642/88.7%	\$226,892/7.90%	\$97,237/3.38%	\$49,651/1.73%	\$69,862/2.43%	\$107,378/3.74%	\$85,884/2.99%	\$11,352/.395%

DB = DEBIT (NEGATIVE AMOUNT) * = OTHER HUBS ** = ADJUSTED HUBS *** = DOLLARS REPORTED BUT NOT SHOWN IN THESE COLUMNS. SEE COVER LETTER PARA. 4
T-TREASURY, N-NON-TREASURY, S-SUBCONTRACTOR FUNDS & PROCUREMENT CARD HUB PURCHASES, TC-TERM CONTRACT, C-CONSOLIDATED. SEE PAGE 4 OF HUB REPORT FOR FUND TYPE DESCRIPTION.

714-UNIVERSITY OF TEXAS AT ARLINGTON-Heavy Construction Unadjusted Goal is 11.9%

FUND TYPE	TOTAL EXPENDITURES	TOTAL SPENT WITH NON-HUBS AMOUNT/%	TOTAL SPENT WITH **ADJ. HUBS 6.6% AMOUNT/%	TOTAL SPENT WITH *OTHER HUBS 5.3% AMOUNT/%	**ADJUSTED HUB GOAL 6.6%				*OTHER HUB GOAL 5.3% WOMAN AMOUNT/%
					ASIAN PACIFIC AMOUNT/%	BLACK AMOUNT/%	HISPANIC AMOUNT/%	NATIVE AMERICAN AMOUNT/%	

T
N
S
-TC

C

714-UNIVERSITY OF TEXAS AT ARLINGTON-Building Construction Unadjusted Goal is 26.1%

FUND TYPE	TOTAL EXPENDITURES	TOTAL SPENT WITH NON-HUBS	TOTAL SPENT WITH **ADJ. HUBS 25.1% AMOUNT/%	TOTAL SPENT WITH *OTHER HUBS 1.0% AMOUNT/%	**ADJUSTED HUB GOAL 25.1%			*OTHER HUB GOAL 1.0%	
					BLACK	HISPANIC	WOMAN	ASIAN PACIFIC	NATIVE AMERICAN

T
N
S
-TC

C

714-UNIVERSITY OF TEXAS AT ARLINGTON-Special Trade Unadjusted Goal is 57.2%

FUND TYPE	TOTAL EXPENDITURES	TOTAL SPENT WITH NON-HUBS	TOTAL SPENT WITH **ADJ. HUBS 47.0% AMOUNT/%	TOTAL SPENT WITH *OTHER HUBS 10.2% AMOUNT/%	**ADJUSTED HUB GOAL 47.0%		*OTHER HUB GOAL 10.2%		
					BLACK	HISPANIC	ASIAN PACIFIC	NATIVE AMERICAN	WOMAN

T
N
S
-TC

C

714-UNIVERSITY OF TEXAS AT ARLINGTON-Professional Services Unadjusted Goal is 20.0%

FUND TYPE	TOTAL EXPENDITURES	TOTAL SPENT WITH NON-HUBS	TOTAL SPENT WITH **ADJ. HUBS 18.1% AMOUNT/%	TOTAL SPENT WITH *OTHER HUBS 1.9% AMOUNT/%	**ADJUSTED HUB GOAL 18.1%			*OTHER HUB GOAL 1.9%	
					BLACK	HISPANIC	WOMAN	ASIAN PACIFIC	NATIVE AMERICAN

T
N
S
-TC

C

714-UNIVERSITY OF TEXAS AT ARLINGTON-Other Services Unadjusted Goal is 33.0%

FUND TYPE	TOTAL EXPENDITURES	TOTAL SPENT WITH NON-HUBS	TOTAL SPENT WITH **ADJ. HUBS 33.0% AMOUNT/%	**ADJUSTED HUB GOAL 33.0%				
				ASIAN PACIFIC	BLACK	HISPANIC	NATIVE AMERICAN	WOMAN

T
N
S
-TC

C

714-UNIVERSITY OF TEXAS AT ARLINGTON-Commodity Purchasing Unadjusted Goal is 12.6%

FUND TYPE	TOTAL EXPENDITURES	TOTAL SPENT WITH NON-HUBS	TOTAL SPENT WITH **ADJ. HUBS 11.5% AMOUNT/%	TOTAL SPENT WITH *OTHER HUBS 1.1% AMOUNT/%	**ADJUSTED HUB GOAL 11.5%			*OTHER HUB GOAL 1.1%	
					BLACK	HISPANIC	WOMAN	ASIAN PACIFIC	NATIVE AMERICAN

T
N
S
-TC

C

DB = DEBIT (NEGATIVE AMOUNT) * = OTHER HUBS ** = ADJUSTED HUBS *** = DOLLARS REPORTED BUT NOT SHOWN IN THESE COLUMNS. SEE COVER LETTER PARA. 4
T=TREASURY, N=NON-TREASURY, S=SUBCONTRACTOR FUNDS & PROCUREMENT CARD HUB PURCHASES, TC=TERM CONTRACT, C=CONSOLIDATED. SEE PAGE 4 OF HUB REPORT FOR FUND TYPE DESCRIPTION.

715-PRAIRIE VIEW A & M UNIVERSITY-Heavy Construction Unadjusted Goal is 11.9%

FUND TYPE	TOTAL EXPENDITURES	TOTAL SPENT WITH NON-HUBS AMOUNT/%	TOTAL SPENT WITH **ADJ. HUBS 8.6% AMOUNT/%	TOTAL SPENT WITH *OTHER HUBS 5.3% AMOUNT/%	ASIAN PACIFIC AMOUNT/%	**ADJUSTED HUB GOAL 6.6% BLACK AMOUNT/%	HISPANIC AMOUNT/%	NATIVE AMERICAN AMOUNT/%	*OTHER HUB GOAL 5.3% WOMAN AMOUNT/%
-----------	--------------------	------------------------------------	--	--	------------------------	--	-------------------	--------------------------	--

T
N
S
-TC

C

715-PRAIRIE VIEW A & M UNIVERSITY-Building Construction Unadjusted Goal is 26.1%

FUND TYPE	TOTAL EXPENDITURES	TOTAL SPENT WITH NON-HUBS	TOTAL SPENT WITH **ADJ. HUBS 25.1%	TOTAL SPENT WITH *OTHER HUBS 1.0%	BLACK	**ADJUSTED HUB GOAL 25.1% HISPANIC	WOMAN	*OTHER HUB GOAL 1.0% ASIAN PACIFIC	NATIVE AMERICAN
-----------	--------------------	---------------------------	------------------------------------	-----------------------------------	-------	---------------------------------------	-------	---------------------------------------	-----------------

T
N
S
-TC

C

715-PRAIRIE VIEW A & M UNIVERSITY-Special Trade Unadjusted Goal is 57.2%

FUND TYPE	TOTAL EXPENDITURES	TOTAL SPENT WITH NON-HUBS	TOTAL SPENT WITH **ADJ. HUBS 47.0%	TOTAL SPENT WITH *OTHER HUBS 10.2%	BLACK	**ADJUSTED HUB GOAL 47.0% HISPANIC	WOMAN	*OTHER HUB GOAL 10.2% ASIAN PACIFIC	NATIVE AMERICAN
-----------	--------------------	---------------------------	------------------------------------	------------------------------------	-------	---------------------------------------	-------	--	-----------------

T
N
S
-TC

C

715-PRAIRIE VIEW A & M UNIVERSITY-Professional Services Unadjusted Goal is 20.0%

FUND TYPE	TOTAL EXPENDITURES	TOTAL SPENT WITH NON-HUBS	TOTAL SPENT WITH **ADJ. HUBS 18.1%	TOTAL SPENT WITH *OTHER HUBS 1.8%	BLACK	**ADJUSTED HUB GOAL 18.1% HISPANIC	WOMAN	*OTHER HUB GOAL 1.9% ASIAN PACIFIC	NATIVE AMERICAN
-----------	--------------------	---------------------------	------------------------------------	-----------------------------------	-------	---------------------------------------	-------	---------------------------------------	-----------------

T
N
S
-TC

C

715-PRAIRIE VIEW A & M UNIVERSITY-Other Services Unadjusted Goal is 33.0%

FUND TYPE	TOTAL EXPENDITURES	TOTAL SPENT WITH NON-HUBS	TOTAL SPENT WITH **ADJ. HUBS 33.0%	ASIAN PACIFIC	BLACK	**ADJUSTED HUB GOAL 33.0% HISPANIC	NATIVE AMERICAN	WOMAN
-----------	--------------------	---------------------------	------------------------------------	---------------	-------	---------------------------------------	-----------------	-------

T
N
S
-TC

C

715-PRAIRIE VIEW A & M UNIVERSITY-Commodity Purchasing Unadjusted Goal is 12.6%

FUND TYPE	TOTAL EXPENDITURES	TOTAL SPENT WITH NON-HUBS	TOTAL SPENT WITH **ADJ. HUBS 11.5%	TOTAL SPENT WITH *OTHER HUBS 1.1%	BLACK	**ADJUSTED HUB GOAL 11.5% HISPANIC	WOMAN	*OTHER HUB GOAL 1.1% ASIAN PACIFIC	NATIVE AMERICAN
-----------	--------------------	---------------------------	------------------------------------	-----------------------------------	-------	---------------------------------------	-------	---------------------------------------	-----------------

T
N
S
-TC

C

DB = DEBIT (NEGATIVE AMOUNT) * = OTHER HUBS ** = ADJUSTED HUBS *** = DOLLARS REPORTED BUT NOT SHOWN IN THESE COLUMNS. SEE COVER LETTER PARA. 4
T-TREASURY, N=NON-TREASURY, S=SUBCONTRACTOR FUNDS & PROCUREMENT CARD HUB PURCHASES, TC=TERM CONTRACT, C=CONSOLIDATED. SEE PAGE 4 OF HUB REPORT FOR FUND TYPE DESCRIPTION.

716-TEXAS ENGINEERING EXTENSION SERVICE-Heavy Construction Unadjusted Goal is 11.9%

FUND TYPE	TOTAL EXPENDITURES	TOTAL SPENT WITH NON-HUBS AMOUNT/%	TOTAL SPENT WITH **ADJ. HUBS 6.6% AMOUNT/%	TOTAL SPENT WITH *OTHER HUBS 5.3% AMOUNT/%	**ADJUSTED HUB GOAL 6.6%				*OTHER HUB GOAL 5.3% WOMAN AMOUNT/%
					ASIAN PACIFIC AMOUNT/%	BLACK AMOUNT/%	HISPANIC AMOUNT/%	NATIVE AMERICAN AMOUNT/%	
T									
N	\$174,479	\$174,479/100 %							
S									
-TC									
C	\$174,479	\$174,479/100 %							

716-TEXAS ENGINEERING EXTENSION SERVICE-Building Construction Unadjusted Goal is 26.1%

FUND TYPE	TOTAL EXPENDITURES	TOTAL SPENT WITH NON-HUBS	TOTAL SPENT WITH **ADJ. HUBS 25.1%	TOTAL SPENT WITH *OTHER HUBS 1.0%	**ADJUSTED HUB GOAL 25.1%			*OTHER HUB GOAL 1.0%	
					BLACK	HISPANIC	WOMAN	ASIAN PACIFIC	NATIVE AMERICAN
T									
N	\$157,282	\$126,514/80.4%	\$30,768/19.5%		\$30,768/19.5%				
S									
-TC									
C	\$157,282	\$126,514/80.4%	\$30,768/19.5%		\$30,768/19.5%				

716-TEXAS ENGINEERING EXTENSION SERVICE-Special Trade Unadjusted Goal is 57.2%

FUND TYPE	TOTAL EXPENDITURES	TOTAL SPENT WITH NON-HUBS	TOTAL SPENT WITH **ADJ. HUBS 47.0%	TOTAL SPENT WITH *OTHER HUBS 10.2%	**ADJUSTED HUB GOAL 47.0%		*OTHER HUB GOAL 10.2%		
					BLACK	HISPANIC	ASIAN PACIFIC	NATIVE AMERICAN	WOMAN
T	\$5,453	\$5,375/98.5%							
N	\$25,496	\$25,418/99.6%	\$78/1.43%						\$78/1.43%
S			\$78/1.305%						\$78/1.305%
-TC									
C	\$30,949	\$30,793/99.4%		\$156/.504%					\$156/.504%

716-TEXAS ENGINEERING EXTENSION SERVICE-Professional Services Unadjusted Goal is 20.0%

FUND TYPE	TOTAL EXPENDITURES	TOTAL SPENT WITH NON-HUBS	TOTAL SPENT WITH **ADJ. HUBS 18.1%	TOTAL SPENT WITH *OTHER HUBS 1.9%	**ADJUSTED HUB GOAL 18.1%			*OTHER HUB GOAL 1.9%	
					BLACK	HISPANIC	WOMAN	ASIAN PACIFIC	NATIVE AMERICAN
T	\$21,673	\$21,673/100 %							
N	\$185,982	\$185,982/100 %							
S									
-TC									
C	\$207,656	\$207,656/100 %							

716-TEXAS ENGINEERING EXTENSION SERVICE-Other Services Unadjusted Goal is 33.0%

FUND TYPE	TOTAL EXPENDITURES	TOTAL SPENT WITH NON-HUBS	TOTAL SPENT WITH **ADJ. HUBS 33.0%	**ADJUSTED HUB GOAL 33.0%				
				ASIAN PACIFIC	BLACK	HISPANIC	NATIVE AMERICAN	WOMAN
T	\$165,148	\$162,244/98.2%	\$2,904/1.75%					
N	\$1,650,358	\$1,586,796/96.1%	\$63,562/3.85%	\$630/.038%	\$2,561/.155%	\$89/.054%		\$2,315/1.40%
S								\$34,301/2.07%
-TC	\$9,108	\$9,108/100 %						
C	\$1,806,398	\$1,739,931/96.3%	\$66,466/3.67%	\$630/.034%	\$3,061/.169%	\$26,158/1.44%		\$36,616/2.02%

716-TEXAS ENGINEERING EXTENSION SERVICE-Commodity Purchasing Unadjusted Goal is 12.6%

FUND TYPE	TOTAL EXPENDITURES	TOTAL SPENT WITH NON-HUBS	TOTAL SPENT WITH **ADJ. HUBS 11.5%	TOTAL SPENT WITH *OTHER HUBS 1.1%	**ADJUSTED HUB GOAL 11.5%			*OTHER HUB GOAL 1.1%	
					BLACK	HISPANIC	WOMAN	ASIAN PACIFIC	NATIVE AMERICAN
T	\$435,876	\$392,628/90.0%	\$39,941/9.16%						
N	\$2,670,975	\$2,571,618/96.2%	\$60,445/2.26%	\$30,140/6.91%	\$5,665/.212%	\$6,819/.255%	\$9,800/2.24%	\$3,306/.758%	
S				\$38,910/1.45%			\$47,960/1.79%	\$38,910/1.45%	
-TC	\$16,309	\$16,309/100 %							
C	\$3,090,541	\$2,947,937/95.3%	\$100,387/3.24%	\$42,216/1.36%	\$35,806/1.15%	\$6,819/.220%	\$57,761/1.86%	\$42,216/1.36%	

DB = DEBIT (NEGATIVE AMOUNT) * = OTHER HUBS ** = ADJUSTED HUBS *** = DOLLARS REPORTED BUT NOT SHOWN IN THESE COLUMNS. SEE COVER LETTER PARA. 4
T-TREASURY, N-NON-TREASURY, S-SUBCONTRACTOR FUNDS & PROCUREMENT CARD HUB PURCHASES, TC-TERM CONTRACT, C-CONSOLIDATED. SEE PAGE 4 OF HUB REPORT FOR FUND TYPE DESCRIPTION.

717-TEXAS SOUTHERN UNIVERSITY-Heavy Construction Unadjusted Goal is 11.9%

FUND TYPE	TOTAL EXPENDITURES	TOTAL SPENT WITH NON-HUBS AMOUNT/%	TOTAL SPENT WITH **ADJ. HUBS 6.6%	TOTAL SPENT WITH *OTHER HUBS 5.3%	**ADJUSTED HUB GOAL 6.6%		*OTHER HUB GOAL 5.3%	
			AMOUNT/%	AMOUNT/%	ASIAN PACIFIC AMOUNT/%	BLACK AMOUNT/%	HISPANIC AMOUNT/%	NATIVE AMERICAN AMOUNT/%

T
N
S
-TC

C

717-TEXAS SOUTHERN UNIVERSITY-Building Construction Unadjusted Goal is 26.1%

FUND TYPE	TOTAL EXPENDITURES	TOTAL SPENT WITH NON-HUBS	TOTAL SPENT WITH **ADJ. HUBS 25.1%	TOTAL SPENT WITH *OTHER HUBS 1.0%	**ADJUSTED HUB GOAL 25.1%			*OTHER HUB GOAL 1.0%	
			AMOUNT/%	AMOUNT/%	BLACK	HISPANIC	WOMAN	ASIAN PACIFIC	NATIVE AMERICAN

T
N
S
-TC

C

717-TEXAS SOUTHERN UNIVERSITY-Special Trade Unadjusted Goal is 57.2%

FUND TYPE	TOTAL EXPENDITURES	TOTAL SPENT WITH NON-HUBS	TOTAL SPENT WITH **ADJ. HUBS 47.0%	TOTAL SPENT WITH *OTHER HUBS 10.2%	**ADJUSTED HUB GOAL 47.0%		*OTHER HUB GOAL 10.2%		
			AMOUNT/%	AMOUNT/%	BLACK	HISPANIC	ASIAN PACIFIC	NATIVE AMERICAN	WOMAN

T
N
S
-TC

C

717-TEXAS SOUTHERN UNIVERSITY-Professional Services Unadjusted Goal is 20.0%

FUND TYPE	TOTAL EXPENDITURES	TOTAL SPENT WITH NON-HUBS	TOTAL SPENT WITH **ADJ. HUBS 18.1%	TOTAL SPENT WITH *OTHER HUBS 1.9%	**ADJUSTED HUB GOAL 18.1%			*OTHER HUB GOAL 1.9%	
			AMOUNT/%	AMOUNT/%	BLACK	HISPANIC	WOMAN	ASIAN PACIFIC	NATIVE AMERICAN

T
N
S
-TC

C

717-TEXAS SOUTHERN UNIVERSITY-Other Services Unadjusted Goal is 33.0%

FUND TYPE	TOTAL EXPENDITURES	TOTAL SPENT WITH NON-HUBS	TOTAL SPENT WITH **ADJ. HUBS 33.0%	**ADJUSTED HUB GOAL 33.0%				
			AMOUNT/%	ASIAN PACIFIC	BLACK	HISPANIC	NATIVE AMERICAN	WOMAN

T
N
S
-TC

C

717-TEXAS SOUTHERN UNIVERSITY-Commodity Purchasing Unadjusted Goal is 12.6%

FUND TYPE	TOTAL EXPENDITURES	TOTAL SPENT WITH NON-HUBS	TOTAL SPENT WITH **ADJ. HUBS 11.5%	TOTAL SPENT WITH *OTHER HUBS 1.1%	**ADJUSTED HUB GOAL 11.5%			*OTHER HUB GOAL 1.1%	
			AMOUNT/%	AMOUNT/%	BLACK	HISPANIC	WOMAN	ASIAN PACIFIC	NATIVE AMERICAN

T
N
S
-TC

C

DB = DEBIT (NEGATIVE AMOUNT) * = OTHER HUBS ** = ADJUSTED HUBS *** = DOLLARS REPORTED BUT NOT SHOWN IN THESE COLUMNS. SEE COVER LETTER PARA. 4
T=TREASURY, N=NON-TREASURY, S=SUBCONTRACTOR FUNDS & PROCUREMENT CARD HUB PURCHASES, TC=TERM CONTRACT, C=CONSOLIDATED. SEE PAGE 4 OF HUB REPORT FOR FUND TYPE DESCRIPTION.

718-TEXAS A & M UNIVERSITY AT GALVESTON-Heavy Construction Unadjusted Goal is 11.9%

FUND TYPE	TOTAL EXPENDITURES	TOTAL SPENT WITH NON-HUBS AMOUNT/%	TOTAL SPENT WITH **ADJ. HUBS 5.6% AMOUNT/%	TOTAL SPENT WITH *OTHER HUBS 5.3% AMOUNT/%	ASIAN PACIFIC AMOUNT/%	**ADJUSTED HUB GOAL 6.6% BLACK AMOUNT/%	HISPANIC AMOUNT/%	NATIVE AMERICAN AMOUNT/%	*OTHER HUB GOAL 5.3% WOMAN AMOUNT/%
T									
N									
S									
-TC									
C									

718-TEXAS A & M UNIVERSITY AT GALVESTON-Building Construction Unadjusted Goal is 26.1%

FUND TYPE	TOTAL EXPENDITURES	TOTAL SPENT WITH NON-HUBS	TOTAL SPENT WITH **ADJ. HUBS 25.1%	TOTAL SPENT WITH *OTHER HUBS 1.0%	BLACK	**ADJUSTED HUB GOAL 25.1% HISPANIC	WOMAN	*OTHER HUB GOAL 1.0% ASIAN PACIFIC	NATIVE AMERICAN
T									
N	\$115,411	\$106,097/91.9%	\$9,313/8.07%				\$9,313/8.07%		
S									
-TC									
C	\$115,411	\$106,097/91.9%	\$9,313/8.07%				\$9,313/8.07%		

718-TEXAS A & M UNIVERSITY AT GALVESTON-Special Trade Unadjusted Goal is 57.2%

FUND TYPE	TOTAL EXPENDITURES	TOTAL SPENT WITH NON-HUBS	TOTAL SPENT WITH **ADJ. HUBS 47.0%	TOTAL SPENT WITH *OTHER HUBS 10.2%	BLACK	**ADJUSTED HUB GOAL 47.0% HISPANIC	ASIAN PACIFIC	*OTHER HUB GOAL 10.2% NATIVE AMERICAN	WOMAN
T									
N	\$17,112	\$17,112/100%							
S									
-TC									
C	\$17,112	\$17,112/100%							

718-TEXAS A & M UNIVERSITY AT GALVESTON-Professional Services Unadjusted Goal is 20.0%

FUND TYPE	TOTAL EXPENDITURES	TOTAL SPENT WITH NON-HUBS	TOTAL SPENT WITH **ADJ. HUBS 18.1%	TOTAL SPENT WITH *OTHER HUBS 1.9%	BLACK	**ADJUSTED HUB GOAL 18.1% HISPANIC	WOMAN	*OTHER HUB GOAL 1.9% ASIAN PACIFIC	NATIVE AMERICAN
T	\$760	\$760/100%							
N	\$19,291	\$19,291/100%							
S									
-TC									
C	\$20,051	\$20,051/100%							

718-TEXAS A & M UNIVERSITY AT GALVESTON-Other Services Unadjusted Goal is 33.0%

FUND TYPE	TOTAL EXPENDITURES	TOTAL SPENT WITH NON-HUBS	TOTAL SPENT WITH **ADJ. HUBS 33.0%	ASIAN PACIFIC	BLACK	**ADJUSTED HUB GOAL 33.0% HISPANIC	NATIVE AMERICAN	WOMAN
T	\$76,963	\$75,350/97.9%	\$1,612/2.09%			\$21/.028%	\$180/.233%	\$1,411/1.83%
N	\$488,512	\$470,212/96.2%	\$18,300/3.74%		\$1,434/.293%	\$3,326/.680%	\$513/.105%	\$13,026/2.66%
S								
-TC	\$41	\$41/100%						
C	\$565,433	\$545,520/96.4%	\$19,912/3.52%		\$1,434/.253%	\$3,348/.592%	\$693/.122%	\$14,437/2.55%

718-TEXAS A & M UNIVERSITY AT GALVESTON-Commodity Purchasing Unadjusted Goal is 12.6%

FUND TYPE	TOTAL EXPENDITURES	TOTAL SPENT WITH NON-HUBS	TOTAL SPENT WITH **ADJ. HUBS 11.5%	TOTAL SPENT WITH *OTHER HUBS 1.1%	BLACK	**ADJUSTED HUB GOAL 11.5% HISPANIC	WOMAN	*OTHER HUB GOAL 1.1% ASIAN PACIFIC	NATIVE AMERICAN
T	\$479,734	\$380,664/79.3%	\$27,497/5.73%	\$71,573/14.9%		\$9,500/1.98%	\$17,996/3.75%	\$71,503/14.9%	\$69/.014%
N	\$1,707,042	\$1,682,726/98.5%	\$24,315/1.42%				\$24,315/1.42%		
S									
-TC	\$4,593	\$4,507/98.1%	\$85/1.86%			\$25/.555%	\$59/1.30%		
C	\$2,182,184	\$2,058,883/94.3%	\$51,727/2.37%	\$71,573/3.27%		\$9,475/.434%	\$42,252/1.93%	\$71,503/3.27%	\$69/.003%

DB = DEBIT (NEGATIVE AMOUNT) * = OTHER HUBS ** = ADJUSTED HUBS *** = DOLLARS REPORTED BUT NOT SHOWN IN THESE COLUMNS. SEE COVER LETTER PARA. 4
T=TREASURY, N=NON-TREASURY, S=SUBCONTRACTOR FUNDS & PROCUREMENT CARD HUB PURCHASES, TC-TERM CONTRACT, C=CONSOLIDATED. SEE PAGE 4 OF HUB REPORT FOR FUND TYPE DESCRIPTION.

719-Tx State Technical College-Heavy Construction Unadjusted Goal is 11.9%

FUND TYPE	TOTAL EXPENDITURES	TOTAL SPENT WITH NON-HUBS AMOUNT/%	TOTAL SPENT WITH **ADJ. HUBS 8.6% AMOUNT/%	TOTAL SPENT WITH *OTHER HUBS 5.3% AMOUNT/%	ASIAN PACIFIC AMOUNT/%	**ADJUSTED HUB GOAL 6.6% BLACK AMOUNT/%	HISPANIC AMOUNT/%	NATIVE AMERICAN AMOUNT/%	*OTHER HUB GOAL 5.3% WOMAN AMOUNT/%
T	\$600	\$600/100 %							
N	\$1,600	\$1,600/100 %							
S									
-TC									
C	\$2,200	\$2,200/100 %							

719-Tx State Technical College-Building Construction Unadjusted Goal is 26.1%

FUND TYPE	TOTAL EXPENDITURES	TOTAL SPENT WITH NON-HUBS	TOTAL SPENT WITH **ADJ. HUBS 26.1% AMOUNT/%	TOTAL SPENT WITH *OTHER HUBS 1.0% AMOUNT/%	BLACK	**ADJUSTED HUB GOAL 25.1% HISPANIC	WOMAN	*OTHER HUB GOAL 1.0% ASIAN PACIFIC	NATIVE AMERICAN
T	\$177,030	\$126,708/71.5%	\$50,322/28.4%			\$50,322/28.4%			
N	\$1,290,276	\$1,290,276/100 %							
S									
-TC									
C	\$1,467,307	\$1,416,985/96.5%	\$50,322/3.42%			\$50,322/3.42%			

719-Tx State Technical College-Special Trade Unadjusted Goal is 57.2%

FUND TYPE	TOTAL EXPENDITURES	TOTAL SPENT WITH NON-HUBS	TOTAL SPENT WITH **ADJ. HUBS 47.0% AMOUNT/%	TOTAL SPENT WITH *OTHER HUBS 10.2% AMOUNT/%	BLACK	HISPANIC	ASIAN PACIFIC	NATIVE AMERICAN	WOMAN
T	\$416,425	\$376,721/90.4%	\$34,462/8.27%	\$5,241/1.25%		\$34,462/8.27%			\$5,241/1.25%
N	\$285,796	\$269,501/94.2%	\$16,295/5.70%						\$16,295/5.70%
S									
-TC	\$19,470		\$19,470/100 %			\$19,470/100 %			
C	\$682,751	\$646,222/94.6%	\$14,992/2.19%	\$21,536/3.15%		\$14,992/2.19%			\$21,536/3.15%

719-Tx State Technical College-Professional Services Unadjusted Goal is 20.0%

FUND TYPE	TOTAL EXPENDITURES	TOTAL SPENT WITH NON-HUBS	TOTAL SPENT WITH **ADJ. HUBS 18.1% AMOUNT/%	TOTAL SPENT WITH *OTHER HUBS 1.9% AMOUNT/%	BLACK	**ADJUSTED HUB GOAL 18.1% HISPANIC	WOMAN	*OTHER HUB GOAL 1.9% ASIAN PACIFIC	NATIVE AMERICAN
T	\$32,263	\$2,013/6.24%	\$30,250/93.7%			\$30,250/93.7%			
N	\$36,015	\$29,864/82.9%	\$6,151/17.0%				\$6,151/17.0%		
S									
-TC									
C	\$68,278	\$31,877/46.6%	\$36,401/53.3%			\$30,250/44.3%	\$6,151/9.00%		

719-Tx State Technical College-Other Services Unadjusted Goal is 33.0%

FUND TYPE	TOTAL EXPENDITURES	TOTAL SPENT WITH NON-HUBS	TOTAL SPENT WITH **ADJ. HUBS 33.0% AMOUNT/%	ASIAN PACIFIC	**ADJUSTED HUB GOAL 33.0% BLACK	HISPANIC	NATIVE AMERICAN	WOMAN
T	\$1,074,394	\$1,010,688/94.0%	\$63,706/5.92%		\$950/.088%	\$36,373/3.38%		\$26,383/2.45%
N	\$1,205,009	\$1,187,077/98.5%	\$17,931/1.48%			\$6,833/.567%		\$11,097/.921%
S								
-TC	\$57,019	\$56,915/99.8%	\$103/.181%					\$103/.181%
C	\$2,222,384	\$2,140,850/96.3%	\$81,534/3.66%		\$950/.042%	\$43,206/1.94%		\$37,377/1.68%

719-Tx State Technical College-Commodity Purchasing Unadjusted Goal is 12.6%

FUND TYPE	TOTAL EXPENDITURES	TOTAL SPENT WITH NON-HUBS	TOTAL SPENT WITH **ADJ. HUBS 11.5% AMOUNT/%	TOTAL SPENT WITH *OTHER HUBS 1.1% AMOUNT/%	BLACK	**ADJUSTED HUB GOAL 11.5% HISPANIC	WOMAN	*OTHER HUB GOAL 1.1% ASIAN PACIFIC	NATIVE AMERICAN
T	\$5,258,804	\$3,643,002/69.2%	\$643,382/12.2%	\$972,419/18.4%	\$118,814/2.25%	\$105,315/2.00%	\$419,251/7.97%	\$967,975/18.4%	\$4,444/.084%
N	\$2,901,127	\$2,675,061/92.2%	\$148,016/5.10%	\$78,049/2.69%	\$11,966/.412%	\$37,304/1.28%	\$98,745/3.40%	\$78,049/2.69%	
S									
-TC	\$528,550	\$481,256/91.0%	\$42,036/7.95%	\$5,257/.994%	\$84/.016%	\$862/.163%	\$41,089/7.77%	\$5,208/.985%	\$49/.009%
C	\$7,631,381	\$5,836,807/76.4%	\$749,362/9.81%	\$1,045,211/13.6%	\$130,696/1.71%	\$141,758/1.85%	\$476,907/6.24%	\$1,040,816/13.6%	\$4,395/.057%

DB = DEBIT (NEGATIVE AMOUNT) * = OTHER HUBS ** = ADJUSTED HUBS *** = DOLLARS REPORTED BUT NOT SHOWN IN THESE COLUMNS. SEE COVER LETTER PARA. 4
T=TREASURY, N=NON-TREASURY, S=SUBCONTRACTOR FUNDS & PROCUREMENT CARD HUB PURCHASES, TC=TERM CONTRACT, C=CONSOLIDATED. SEE PAGE 4 OF HUB REPORT FOR FUND TYPE DESCRIPTION.

720-UNIVERSITY OF TEXAS SYSTEM-Heavy Construction Unadjusted Goal is 11.9%

FUND TYPE	TOTAL EXPENDITURES	TOTAL SPENT WITH NON-HUBS AMOUNT/%	TOTAL SPENT WITH **ADJ. HUBS 6.6% AMOUNT/%	TOTAL SPENT WITH *OTHER HUBS 5.3% AMOUNT/%	ASIAN PACIFIC AMOUNT/%	**ADJUSTED HUB GOAL 6.6% BLACK AMOUNT/%	HISPANIC AMOUNT/%	NATIVE AMERICAN AMOUNT/%	*OTHER HUB GOAL 5.3% WOMAN AMOUNT/%
-----------	--------------------	------------------------------------	--	--	------------------------	---	-------------------	--------------------------	-------------------------------------

T									
N									
S									
-TC									
C									

720-UNIVERSITY OF TEXAS SYSTEM-Building Construction Unadjusted Goal is 26.1%

FUND TYPE	TOTAL EXPENDITURES	TOTAL SPENT WITH NON-HUBS	TOTAL SPENT WITH **ADJ. HUBS 25.1% AMOUNT/%	TOTAL SPENT WITH *OTHER HUBS 1.0% AMOUNT/%	BLACK AMOUNT/%	**ADJUSTED HUB GOAL 25.1% HISPANIC AMOUNT/%	WOMAN AMOUNT/%	*OTHER HUB GOAL 1.0% ASIAN PACIFIC AMOUNT/%	NATIVE AMERICAN AMOUNT/%
-----------	--------------------	---------------------------	---	--	----------------	---	----------------	---	--------------------------

T									
N	\$96,740,911	\$96,670,297/99.9%	\$70,614/.073%	\$382,555/.395%	\$220,002/.227%	\$70,614/.073%	\$2,491,143/2.57%	\$270,277/.279%	\$112,278/.116%
S	***	***	\$4,733,690/4.89%						
-TC									
C	\$96,740,911	\$96,670,297/99.9%	\$4,804,304/4.96%	\$382,555/.395%	\$220,002/.227%	\$2,093,159/2.16%	\$2,491,143/2.57%	\$270,277/.279%	\$112,278/.116%

720-UNIVERSITY OF TEXAS SYSTEM-Special Trade Unadjusted Goal is 57.2%

FUND TYPE	TOTAL EXPENDITURES	TOTAL SPENT WITH NON-HUBS	TOTAL SPENT WITH **ADJ. HUBS 47.0% AMOUNT/%	TOTAL SPENT WITH *OTHER HUBS 10.2% AMOUNT/%	BLACK AMOUNT/%	**ADJUSTED HUB GOAL 47.0% HISPANIC AMOUNT/%	WOMAN AMOUNT/%	*OTHER HUB GOAL 10.2% ASIAN PACIFIC AMOUNT/%	NATIVE AMERICAN AMOUNT/%
-----------	--------------------	---------------------------	---	---	----------------	---	----------------	--	--------------------------

T	\$177,141	\$173,641/98.0%	\$179/.101%	\$3,320/1.87%		\$179/.101%			\$3,320/1.87%
N	\$29,824	\$25,595/85.8%		\$4,229/14.1%					\$4,229/14.1%
S									
-TC									
C	\$206,965	\$199,237/96.2%	\$179/.086%	\$7,549/3.64%		\$179/.086%			\$7,549/3.64%

720-UNIVERSITY OF TEXAS SYSTEM-Professional Services Unadjusted Goal is 20.0%

FUND TYPE	TOTAL EXPENDITURES	TOTAL SPENT WITH NON-HUBS	TOTAL SPENT WITH **ADJ. HUBS 18.1% AMOUNT/%	TOTAL SPENT WITH *OTHER HUBS 1.8% AMOUNT/%	BLACK AMOUNT/%	**ADJUSTED HUB GOAL 18.1% HISPANIC AMOUNT/%	WOMAN AMOUNT/%	*OTHER HUB GOAL 1.9% ASIAN PACIFIC AMOUNT/%	NATIVE AMERICAN AMOUNT/%
-----------	--------------------	---------------------------	---	--	----------------	---	----------------	---	--------------------------

T	\$31,837	\$31,837/100%	\$132,950/21.8%	\$77,897/.306%	\$40,898/.160%	\$76,029/.299%	\$24,413/.096%	\$77,897/.306%	
N	\$25,425,669	\$25,206,430/99.1%	\$303,173/1.19%	\$5,653/.022%	\$3,965/.015%	\$239,252/.945%	\$59,955/.236%	\$5,653/.022%	
S	***	***							
-TC									
C	\$25,457,506	\$25,238,267/99.1%	\$444,514/1.74%	\$83,550/.328%	\$44,864/.176%	\$315,281/1.23%	\$84,368/.331%	\$83,550/.328%	

720-UNIVERSITY OF TEXAS SYSTEM-Other Services Unadjusted Goal is 33.0%

FUND TYPE	TOTAL EXPENDITURES	TOTAL SPENT WITH NON-HUBS	TOTAL SPENT WITH **ADJ. HUBS 33.0% AMOUNT/%	TOTAL SPENT WITH *OTHER HUBS 1.1% AMOUNT/%	ASIAN PACIFIC AMOUNT/%	**ADJUSTED HUB GOAL 33.0% BLACK AMOUNT/%	HISPANIC AMOUNT/%	NATIVE AMERICAN AMOUNT/%	WOMAN AMOUNT/%
-----------	--------------------	---------------------------	---	--	------------------------	--	-------------------	--------------------------	----------------

T	\$609,191	\$476,240/78.1%	\$132,950/21.8%	\$12,956/3.06%			\$1,208/.198%		\$131,742/21.6%
N	\$8,953,788	\$7,860,448/87.7%	\$1,093,340/12.2%	\$145,278/6.22%	\$3,694/.041%	\$17,693/.197%	\$77,662/.867%	\$175/.002%	\$994,115/11.1%
S	***	***	\$94,925/1.68%		\$1,063/.018%	\$75/.001%	\$53,791/.956%		\$39,995/.711%
-TC	\$30,150	\$30,150/100%							
C	\$9,532,829	\$8,306,538/87.1%	\$1,321,217/13.8%	\$12,956/3.06%	\$4,757/.049%	\$17,769/.186%	\$132,661/1.39%	\$175/.001%	\$1,165,853/12.2%

720-UNIVERSITY OF TEXAS SYSTEM-Commodity Purchasing Unadjusted Goal is 12.6%

FUND TYPE	TOTAL EXPENDITURES	TOTAL SPENT WITH NON-HUBS	TOTAL SPENT WITH **ADJ. HUBS 13.5% AMOUNT/%	TOTAL SPENT WITH *OTHER HUBS 1.1% AMOUNT/%	BLACK AMOUNT/%	**ADJUSTED HUB GOAL 11.5% HISPANIC AMOUNT/%	WOMAN AMOUNT/%	*OTHER HUB GOAL 1.1% ASIAN PACIFIC AMOUNT/%	NATIVE AMERICAN AMOUNT/%
-----------	--------------------	---------------------------	---	--	----------------	---	----------------	---	--------------------------

T	\$422,325	\$295,347/69.9%	\$114,020/26.9%	\$12,956/3.06%					
N	\$2,334,528	\$2,189,260/93.7%	\$145,278/6.22%		\$3,626/.858%	\$25,008/5.92%	\$85,385/20.2%		\$12,956/3.06%
S	***	***	\$151,263/28.7%		\$72,355/3.09%	\$7,925/.339%	\$64,997/2.78%		
-TC	\$46,792	\$46,792/100%							
C	\$2,710,061	\$2,437,805/89.9%	\$410,563/15.1%	\$12,956/4.78%	\$75,982/2.80%	\$184,197/6.79%	\$150,383/5.54%		\$12,956/4.78%

DB = DEBIT (NEGATIVE AMOUNT) * = OTHER HUBS ** = ADJUSTED HUBS *** = DOLLARS REPORTED BUT NOT SHOWN IN THESE COLUMNS. SEE COVER LETTER PARA. 4
T-TREASURY, N-NON-TREASURY, S-SUBCONTRACTOR FUNDS & PROCUREMENT CARD HUB PURCHASES, TC-TERM CONTRACT, C-CONSOLIDATED. SEE PAGE 4 OF HUB REPORT FOR FUND TYPE DESCRIPTION.

721-UNIVERSITY OF TEXAS AT AUSTIN-Heavy Construction Unadjusted Goal is 11.9%

FUND TYPE	TOTAL EXPENDITURES	TOTAL SPENT WITH NON-HUBS AMOUNT/%	TOTAL SPENT WITH **ADJ. HUBS 6.6% AMOUNT/%	TOTAL SPENT WITH *OTHER HUBS 5.3% AMOUNT/%	**ADJUSTED HUB GOAL 6.6%				*OTHER HUB GOAL 5.3% WOMAN AMOUNT/%
					ASIAN PACIFIC AMOUNT/%	BLACK AMOUNT/%	HISPANIC AMOUNT/%	NATIVE AMERICAN AMOUNT/%	
T									
N	\$9,223	\$9,223/100 %							
S									
-TC									
C	\$9,223	\$9,223/100 %							

721-UNIVERSITY OF TEXAS AT AUSTIN-Building Construction Unadjusted Goal is 26.1%

FUND TYPE	TOTAL EXPENDITURES	TOTAL SPENT WITH NON-HUBS	TOTAL SPENT WITH **ADJ. HUBS 25.1% AMOUNT/%	TOTAL SPENT WITH *OTHER HUBS 1.0% AMOUNT/%	**ADJUSTED HUB GOAL 25.1%			*OTHER HUB GOAL 1.0%	
					BLACK	HISPANIC	WOMAN	ASIAN PACIFIC	NATIVE AMERICAN
T									
N	\$86,146	\$85,935/99.7%	\$211/.245%					\$211/.245%	
S									
-TC									
C	\$86,146	\$85,935/99.7%	\$211/.245%					\$211/.245%	

721-UNIVERSITY OF TEXAS AT AUSTIN-Special Trade Unadjusted Goal is 57.2%

FUND TYPE	TOTAL EXPENDITURES	TOTAL SPENT WITH NON-HUBS	TOTAL SPENT WITH **ADJ. HUBS 47.0% AMOUNT/%	TOTAL SPENT WITH *OTHER HUBS 10.2% AMOUNT/%	**ADJUSTED HUB GOAL 47.0%			*OTHER HUB GOAL 10.2%		
					BLACK	HISPANIC	WOMAN	ASIAN PACIFIC	NATIVE AMERICAN	WOMAN
T	\$356,308	\$321,684/90.2%	\$25,693/7.21%	\$8,930/2.50%				\$4,060/1.13%	\$4,870/1.36%	
N	\$8,917,373	\$8,222,093/92.2%	\$307,242/3.44%	\$388,037/4.35%	\$141,314/1.58%	\$165,928/1.86%	\$65,373/.733%		\$322,664/3.61%	
S	***	***	\$300,423/3.25%	\$96,696/1.04%	\$89,430/.968%	\$210,992/2.28%			\$96,696/1.04%	
-TC	\$138,399	\$137,685/99.4%		\$713/.515%					\$713/.515%	
C	\$9,135,283	\$8,406,092/92.0%	\$633,359/6.93%	\$492,950/5.39%	\$230,745/2.52%	\$402,614/4.40%	\$65,373/.715%	\$4,060/.044%	\$423,517/4.63%	

721-UNIVERSITY OF TEXAS AT AUSTIN-Professional Services Unadjusted Goal is 20.0%

FUND TYPE	TOTAL EXPENDITURES	TOTAL SPENT WITH NON-HUBS	TOTAL SPENT WITH **ADJ. HUBS 18.1% AMOUNT/%	TOTAL SPENT WITH *OTHER HUBS 1.8% AMOUNT/%	**ADJUSTED HUB GOAL 18.1%			*OTHER HUB GOAL 1.9%	
					BLACK	HISPANIC	WOMAN	ASIAN PACIFIC	NATIVE AMERICAN
T	\$221,139	\$99,099/44.8%	\$116,700/52.7%	\$5,340/2.41%				\$116,700/52.7%	\$5,340/2.41%
N	\$766,321	\$680,959/88.8%	\$14,760/1.92%	\$70,602/9.21%		\$14,760/1.92%			\$70,602/9.21%
S									
-TC									
C	\$987,461	\$780,058/78.9%	\$131,460/13.3%	\$75,942/7.69%		\$14,760/1.49%		\$116,700/11.8%	\$75,942/7.69%

721-UNIVERSITY OF TEXAS AT AUSTIN-Other Services Unadjusted Goal is 33.0%

FUND TYPE	TOTAL EXPENDITURES	TOTAL SPENT WITH NON-HUBS	TOTAL SPENT WITH **ADJ. HUBS 33.0% AMOUNT/%	**ADJUSTED HUB GOAL 33.0%				
				ASIAN PACIFIC	BLACK	HISPANIC	NATIVE AMERICAN	WOMAN
T	\$2,772,203	\$2,239,003/80.7%	\$533,200/19.2%	\$57,835/2.08%	\$14,177/.511%	\$339,501/12.2%		\$121,685/4.38%
N	\$25,054,422	\$23,138,583/92.3%	\$1,915,838/7.64%	\$225,597/.900%	\$56,268/.224%	\$109,249/.436%	\$44,809/.178%	\$1,479,914/5.90%
S	***	***	\$92,048/5.37%		\$6,962/.406%	\$29,527/1.72%		\$55,558/3.24%
-TC	\$314,879	\$312,118/99.1%	\$2,761/.876%			\$2,438/.774%		\$322/.102%
C	\$27,511,746	\$25,065,469/91.1%	\$2,538,326/9.22%	\$283,432/1.03%	\$77,408/.281%	\$475,839/1.72%	\$44,809/.162%	\$1,656,836/6.02%

721-UNIVERSITY OF TEXAS AT AUSTIN-Commodity Purchasing Unadjusted Goal is 12.6%

FUND TYPE	TOTAL EXPENDITURES	TOTAL SPENT WITH NON-HUBS	TOTAL SPENT WITH **ADJ. HUBS 11.5% AMOUNT/%	TOTAL SPENT WITH *OTHER HUBS 1.1% AMOUNT/%	**ADJUSTED HUB GOAL 11.5%			*OTHER HUB GOAL 1.1%	
					BLACK	HISPANIC	WOMAN	ASIAN PACIFIC	NATIVE AMERICAN
T	\$5,490,195	\$4,343,189/79.1%	\$1,038,486/18.9%	\$108,519/1.97%				\$100,047/1.82%	\$8,472/.154%
N	\$41,518,824	\$35,141,186/84.6%	\$5,744,463/13.8%	\$633,174/1.52%	\$448,029/1.07%	\$1,797,804/4.33%	\$3,498,629/8.42%	\$626,059/1.50%	\$7,115/.017%
S									
-TC	\$2,980,443	\$2,881,309/96.6%	\$87,774/2.94%	\$11,359/.381%	\$647/.021%	\$35,163/1.17%	\$51,962/1.74%	\$10,233/.343%	\$1,125/.037%
C	\$44,028,576	\$36,603,066/83.1%	\$6,695,175/15.2%	\$730,334/1.65%	\$562,777/1.27%	\$2,069,001/4.69%	\$4,063,396/9.22%	\$715,872/1.62%	\$14,462/.032%

DB = DEBIT (NEGATIVE AMOUNT) * = OTHER HUBS ** = ADJUSTED HUBS *** = DOLLARS REPORTED BUT NOT SHOWN IN THESE COLUMNS. SEE COVER LETTER PARA. 4
T-TREASURY, N-NON-TREASURY, S-SUBCONTRACTOR FUNDS & PROCUREMENT CARD HUB PURCHASES, TC-TERM CONTRACT, C-CONSOLIDATED. SEE PAGE 4 OF HUB REPORT FOR FUND TYPE DESCRIPTION.

723-UT MEDICAL BRANCH AT GALVESTON-Heavy Construction Unadjusted Goal is 11.9%

FUND TYPE	TOTAL EXPENDITURES	TOTAL SPENT WITH NON-HUBS AMOUNT/%	TOTAL SPENT WITH **ADJ. HUBS 6.6% AMOUNT/%	TOTAL SPENT WITH *OTHER HUBS 5.3% AMOUNT/%	**ADJUSTED HUB GOAL 6.6%				*OTHER HUB GOAL 5.3% WOMAN AMOUNT/%
					ASIAN PACIFIC AMOUNT/%	BLACK AMOUNT/%	HISPANIC AMOUNT/%	NATIVE AMERICAN AMOUNT/%	
T									
N									
S									
-TC									
C									

723-UT MEDICAL BRANCH AT GALVESTON-Building Construction Unadjusted Goal is 26.1%

FUND TYPE	TOTAL EXPENDITURES	TOTAL SPENT WITH NON-HUBS	TOTAL SPENT WITH **ADJ. HUBS 25.1%	TOTAL SPENT WITH *OTHER HUBS 1.0%	**ADJUSTED HUB GOAL 25.1%			*OTHER HUB GOAL 1.0%	
					BLACK	HISPANIC	WOMAN	ASIAN PACIFIC	NATIVE AMERICAN
T									
N									
S									
-TC									
C									

723-UT MEDICAL BRANCH AT GALVESTON-Special Trade Unadjusted Goal is 57.2%

FUND TYPE	TOTAL EXPENDITURES	TOTAL SPENT WITH NON-HUBS	TOTAL SPENT WITH **ADJ. HUBS 47.0%	TOTAL SPENT WITH *OTHER HUBS 10.2%	**ADJUSTED HUB GOAL 47.0%		*OTHER HUB GOAL 10.2%		
					BLACK	HISPANIC	ASIAN PACIFIC	NATIVE AMERICAN	WOMAN
T									
N	\$1,513,285	\$1,095,911/72.4%	\$97,891/6.46%	\$319,481/21.1%	\$2,313/.152%	\$95,578/6.31%			\$319,481/21.1%
S	***	***	\$64,748/5.94%	\$6,840/.627%		\$64,748/5.94%			\$6,840/.627%
-TC	\$124,427	\$124,427/100%							
C	\$1,388,857	\$971,484/69.9%	\$162,640/11.7%	\$326,321/23.4%	\$2,313/.166%	\$160,326/11.5%			\$326,321/23.4%

723-UT MEDICAL BRANCH AT GALVESTON-Professional Services Unadjusted Goal is 20.0%

FUND TYPE	TOTAL EXPENDITURES	TOTAL SPENT WITH NON-HUBS	TOTAL SPENT WITH **ADJ. HUBS 18.1%	TOTAL SPENT WITH *OTHER HUBS 1.8%	**ADJUSTED HUB GOAL 18.1%			*OTHER HUB GOAL 1.9%	
					BLACK	HISPANIC	WOMAN	ASIAN PACIFIC	NATIVE AMERICAN
T									
N	\$4,357,899	\$4,230,760/97.0%	\$119,439/2.74%	\$7,700/.176%	\$45,493/1.04%		\$73,946/1.69%		\$7,700/.176%
S									
-TC									
C	\$4,357,899	\$4,230,760/97.0%	\$119,439/2.74%	\$7,700/.176%	\$45,493/1.04%		\$73,946/1.69%		\$7,700/.176%

723-UT MEDICAL BRANCH AT GALVESTON-Other Services Unadjusted Goal is 33.0%

FUND TYPE	TOTAL EXPENDITURES	TOTAL SPENT WITH NON-HUBS	TOTAL SPENT WITH **ADJ. HUBS 33.0%	**ADJUSTED HUB GOAL 33.0%				
				ASIAN PACIFIC	BLACK	HISPANIC	NATIVE AMERICAN	WOMAN
T	\$59,508	\$59,508/100%						
N	\$9,584,015	\$8,640,307/90.1%	\$943,707/9.84%	\$99/.001%	\$85,152/.888%	\$140,424/1.46%		\$718,032/7.49%
S	***	***	\$786,188/12.4%		\$129,711/2.05%	\$626,562/9.93%		\$29,914/.474%
-TC	\$158,210	\$158,210/100%						
C	\$9,485,313	\$8,541,605/90.0%	\$1,729,896/18.2%	\$99/.001%	\$214,863/2.26%	\$766,987/8.08%		\$747,946/7.88%

723-UT MEDICAL BRANCH AT GALVESTON-Commodity Purchasing Unadjusted Goal is 12.6%

FUND TYPE	TOTAL EXPENDITURES	TOTAL SPENT WITH NON-HUBS	TOTAL SPENT WITH **ADJ. HUBS 11.5%	TOTAL SPENT WITH *OTHER HUBS 1.1%	**ADJUSTED HUB GOAL 11.5%			*OTHER HUB GOAL 1.1%	
					BLACK	HISPANIC	WOMAN	ASIAN PACIFIC	NATIVE AMERICAN
T	\$9,520	\$94/.988%	\$339/3.56%	\$9,087/95.4%		\$339/3.56%			
N	\$69,853,270	\$62,919,759/90.0%	\$6,502,096/9.30%	\$431,413/.617%	\$5,399,462/7.72%	\$350,319/.501%	\$752,314/1.07%	\$9,087/95.4%	
S									
-TC	\$9,050,762	\$9,049,315/99.9%		\$1,447/.016%				\$1,447/.016%	
C	\$60,812,028	\$53,870,538/88.5%	\$6,502,436/10.6%	\$439,053/.722%	\$5,399,462/8.87%	\$350,659/.576%	\$752,314/1.23%	\$436,876/.718%	

DB = DEBIT (NEGATIVE AMOUNT) * = OTHER HUBS ** = ADJUSTED HUBS *** = DOLLARS REPORTED BUT NOT SHOWN IN THESE COLUMNS. SEE COVER LETTER PARA. 4
T=TREASURY, N=NON-TREASURY, S=SUBCONTRACTOR FUNDS & PROCUREMENT CARD HUB PURCHASES, TC=TERM CONTRACT, C=CONSOLIDATED. SEE PAGE 4 OF HUB REPORT FOR FUND TYPE DESCRIPTION.

724-UNIVERSITY OF TEXAS AT EL PASO-Heavy Construction Unadjusted Goal is 11.9%

FUND TYPE	TOTAL EXPENDITURES	TOTAL SPENT WITH NON-HUBS AMOUNT/%	TOTAL SPENT WITH **ADJ. HUBS 6.6% AMOUNT/%	TOTAL SPENT WITH *OTHER HUBS 5.3% AMOUNT/%	ASIAN PACIFIC AMOUNT/%	**ADJUSTED HUB GOAL 6.6% BLACK AMOUNT/%	HISPANIC AMOUNT/%	NATIVE AMERICAN AMOUNT/%	*OTHER HUB GOAL 5.3% WOMAN AMOUNT/%
-----------	--------------------	------------------------------------	--	--	------------------------	--	-------------------	--------------------------	--

T
N
S
-TC

C

724-UNIVERSITY OF TEXAS AT EL PASO-Building Construction Unadjusted Goal is 26.1%

FUND TYPE	TOTAL EXPENDITURES	TOTAL SPENT WITH NON-HUBS	TOTAL SPENT WITH **ADJ. HUBS 25.1%	TOTAL SPENT WITH *OTHER HUBS 1.0%	BLACK	**ADJUSTED HUB GOAL 25.1% HISPANIC	WOMAN	*OTHER HUB GOAL 1.0% ASIAN PACIFIC	NATIVE AMERICAN
-----------	--------------------	---------------------------	------------------------------------	-----------------------------------	-------	---------------------------------------	-------	---------------------------------------	-----------------

T
N
S
-TC

C

724-UNIVERSITY OF TEXAS AT EL PASO-Special Trade Unadjusted Goal is 57.2%

FUND TYPE	TOTAL EXPENDITURES	TOTAL SPENT WITH NON-HUBS	TOTAL SPENT WITH **ADJ. HUBS 47.0%	TOTAL SPENT WITH *OTHER HUBS 10.2%	BLACK	**ADJUSTED HUB GOAL 47.0% HISPANIC	ASIAN PACIFIC	NATIVE AMERICAN	WOMAN
-----------	--------------------	---------------------------	------------------------------------	------------------------------------	-------	---------------------------------------	---------------	-----------------	-------

T
N
S
-TC

C

724-UNIVERSITY OF TEXAS AT EL PASO-Professional Services Unadjusted Goal is 20.0%

FUND TYPE	TOTAL EXPENDITURES	TOTAL SPENT WITH NON-HUBS	TOTAL SPENT WITH **ADJ. HUBS 18.1%	TOTAL SPENT WITH *OTHER HUBS 1.9%	BLACK	**ADJUSTED HUB GOAL 18.1% HISPANIC	WOMAN	*OTHER HUB GOAL 1.9% ASIAN PACIFIC	NATIVE AMERICAN
-----------	--------------------	---------------------------	------------------------------------	-----------------------------------	-------	---------------------------------------	-------	---------------------------------------	-----------------

T
N
S
-TC

C

724-UNIVERSITY OF TEXAS AT EL PASO-Other Services Unadjusted Goal is 33.0%

FUND TYPE	TOTAL EXPENDITURES	TOTAL SPENT WITH NON-HUBS	TOTAL SPENT WITH **ADJ. HUBS 33.0%	ASIAN PACIFIC	**ADJUSTED HUB GOAL 33.0% BLACK	HISPANIC	NATIVE AMERICAN	WOMAN
-----------	--------------------	---------------------------	------------------------------------	---------------	------------------------------------	----------	-----------------	-------

T
N
S
-TC

C

724-UNIVERSITY OF TEXAS AT EL PASO-Commodity Purchasing Unadjusted Goal is 12.6%

FUND TYPE	TOTAL EXPENDITURES	TOTAL SPENT WITH NON-HUBS	TOTAL SPENT WITH **ADJ. HUBS 11.5%	TOTAL SPENT WITH *OTHER HUBS 1.1%	BLACK	**ADJUSTED HUB GOAL 11.5% HISPANIC	WOMAN	*OTHER HUB GOAL 1.1% ASIAN PACIFIC	NATIVE AMERICAN
-----------	--------------------	---------------------------	------------------------------------	-----------------------------------	-------	---------------------------------------	-------	---------------------------------------	-----------------

T
N
S
-TC

C

DB = DEBIT (NEGATIVE AMOUNT) * = OTHER HUBS ** = ADJUSTED HUBS *** = DOLLARS REPORTED BUT NOT SHOWN IN THESE COLUMNS. SEE COVER LETTER PARA. 4
T-TREASURY, N=NON-TREASURY, S=SUBCONTRACTOR FUNDS & PROCUREMENT CARD HUB PURCHASES, TC=TERM CONTRACT, C=CONSOLIDATED. SEE PAGE 4 OF HUB REPORT FOR FUND TYPE DESCRIPTION.

727-TEXAS TRANSPORTATION INSTITUTE-Heavy Construction Unadjusted Goal is 11.9%

FUND TYPE	TOTAL EXPENDITURES	TOTAL SPENT WITH NON-HUBS AMOUNT/%	TOTAL SPENT WITH **ADJ. HUBS 8.6% AMOUNT/%	TOTAL SPENT WITH *OTHER HUBS 5.3% AMOUNT/%	ASIAN PACIFIC AMOUNT/%	**ADJUSTED HUB GOAL 6.6% BLACK AMOUNT/%	HISPANIC AMOUNT/%	NATIVE AMERICAN AMOUNT/%	*OTHER HUB GOAL 5.3% WOMAN AMOUNT/%
T									
N									
S									
-TC									
C									

727-TEXAS TRANSPORTATION INSTITUTE-Building Construction Unadjusted Goal is 26.1%

FUND TYPE	TOTAL EXPENDITURES	TOTAL SPENT WITH NON-HUBS	TOTAL SPENT WITH **ADJ. HUBS 25.1%	TOTAL SPENT WITH *OTHER HUBS 1.0%	BLACK	**ADJUSTED HUB GOAL 25.1% HISPANIC	WOMAN	*OTHER HUB GOAL 1.0% ASIAN PACIFIC	NATIVE AMERICAN
T									
N	\$148,214	\$148,214/100 %							
S									
-TC									
C	\$148,214	\$148,214/100 %							

727-TEXAS TRANSPORTATION INSTITUTE-Special Trade Unadjusted Goal is 57.2%

FUND TYPE	TOTAL EXPENDITURES	TOTAL SPENT WITH NON-HUBS	TOTAL SPENT WITH **ADJ. HUBS 47.0%	TOTAL SPENT WITH *OTHER HUBS 10.2%	BLACK	**ADJUSTED HUB GOAL 47.0% HISPANIC	ASIAN PACIFIC	*OTHER HUB GOAL 10.2% NATIVE AMERICAN	WOMAN
T									
N	\$12,839	\$12,839/100 %							
S									
-TC									
C	\$12,839	\$12,839/100 %							

727-TEXAS TRANSPORTATION INSTITUTE-Professional Services Unadjusted Goal is 20.0%

FUND TYPE	TOTAL EXPENDITURES	TOTAL SPENT WITH NON-HUBS	TOTAL SPENT WITH **ADJ. HUBS 18.1%	TOTAL SPENT WITH *OTHER HUBS 1.9%	BLACK	**ADJUSTED HUB GOAL 18.1% HISPANIC	WOMAN	*OTHER HUB GOAL 1.9% ASIAN PACIFIC	NATIVE AMERICAN
T									
N	\$15,026	\$15,026/100 %							
S									
-TC									
C	\$15,026	\$15,026/100 %							

727-TEXAS TRANSPORTATION INSTITUTE-Other Services Unadjusted Goal is 33.0%

FUND TYPE	TOTAL EXPENDITURES	TOTAL SPENT WITH NON-HUBS	TOTAL SPENT WITH **ADJ. HUBS 33.0%	ASIAN PACIFIC	**ADJUSTED HUB GOAL 33.0% BLACK	HISPANIC	NATIVE AMERICAN	WOMAN
T	\$15,380	\$15,380/100 %						
N	\$497,704	\$491,663/98.7%	\$6,040/1.21%		\$2,540/.510%			\$3,500/.703%
S								
-TC								
C	\$513,085	\$507,044/98.8%	\$6,040/1.17%		\$2,540/.495%			\$3,500/.682%

727-TEXAS TRANSPORTATION INSTITUTE-Commodity Purchasing Unadjusted Goal is 12.6%

FUND TYPE	TOTAL EXPENDITURES	TOTAL SPENT WITH NON-HUBS	TOTAL SPENT WITH **ADJ. HUBS 11.5%	TOTAL SPENT WITH *OTHER HUBS 1.1%	BLACK	**ADJUSTED HUB GOAL 11.5% HISPANIC	WOMAN	*OTHER HUB GOAL 1.1% ASIAN PACIFIC	NATIVE AMERICAN
T	\$1,167	\$1,167/100 %							
N	\$1,807,535	\$1,617,278/89.4%	\$113,953/6.30%	\$76,303/4.22%	\$129/.007%	\$32,650/1.80%	\$81,174/4.49%	\$76,303/4.22%	
S									
-TC									
C	\$1,808,702	\$1,618,445/89.4%	\$113,953/6.30%	\$76,303/4.21%	\$129/.007%	\$32,650/1.80%	\$81,174/4.48%	\$76,303/4.21%	

DB = DEBIT (NEGATIVE AMOUNT) * = OTHER HUBS ** = ADJUSTED HUBS *** = DOLLARS REPORTED BUT NOT SHOWN IN THESE COLUMNS. SEE COVER LETTER PARA. 4
T=TREASURY, N=NON-TREASURY, S=SUBCONTRACTOR FUNDS & PROCUREMENT CARD HUB PURCHASES, TC=TERM CONTRACT, C=CONSOLIDATED. SEE PAGE 4 OF HUB REPORT FOR FUND TYPE DESCRIPTION.

729-UT SOUTHWESTERN MEDICAL CTR/DALLAS-Heavy Construction Unadjusted Goal is 11.9%

FUND TYPE	TOTAL EXPENDITURES	TOTAL SPENT WITH NON-HUBS AMOUNT/%	TOTAL SPENT WITH **ADJ. HUBS 6.6% AMOUNT/%	TOTAL SPENT WITH *OTHER HUBS 5.3% AMOUNT/%	ASIAN PACIFIC AMOUNT/%	**ADJUSTED HUB GOAL 6.6% BLACK AMOUNT/%	HISPANIC AMOUNT/%	NATIVE AMERICAN AMOUNT/%	*OTHER HUB GOAL 5.3% WOMAN AMOUNT/%
T									
N	\$1,500	\$1,500/100%							
S									
-TC									
C	\$1,500	\$1,500/100%							

729-UT SOUTHWESTERN MEDICAL CTR/DALLAS-Building Construction Unadjusted Goal is 26.1%

FUND TYPE	TOTAL EXPENDITURES	TOTAL SPENT WITH NON-HUBS	TOTAL SPENT WITH **ADJ. HUBS 25.1%	TOTAL SPENT WITH *OTHER HUBS 1.0%	BLACK	**ADJUSTED HUB GOAL 25.1% HISPANIC	WOMAN	*OTHER HUB GOAL 1.0% ASIAN PACIFIC	NATIVE AMERICAN
T									
N									
S									
-TC									
C									

729-UT SOUTHWESTERN MEDICAL CTR/DALLAS-Special Trade Unadjusted Goal is 57.2%

FUND TYPE	TOTAL EXPENDITURES	TOTAL SPENT WITH NON-HUBS	TOTAL SPENT WITH **ADJ. HUBS 47.0%	TOTAL SPENT WITH *OTHER HUBS 10.2%	BLACK	**ADJUSTED HUB GOAL 47.0% HISPANIC	ASIAN PACIFIC	*OTHER HUB GOAL 10.2% NATIVE AMERICAN	WOMAN
T									
N	\$2,593,711	\$2,383,369/91.8%	\$210,341/8.10%		\$210,341/8.10%				
S									
-TC									
C	\$2,593,711	\$2,383,369/91.8%	\$210,341/8.10%		\$210,341/8.10%				

729-UT SOUTHWESTERN MEDICAL CTR/DALLAS-Professional Services Unadjusted Goal is 20.0%

FUND TYPE	TOTAL EXPENDITURES	TOTAL SPENT WITH NON-HUBS	TOTAL SPENT WITH **ADJ. HUBS 18.1%	TOTAL SPENT WITH *OTHER HUBS 1.9%	BLACK	**ADJUSTED HUB GOAL 18.1% HISPANIC	WOMAN	*OTHER HUB GOAL 1.9% ASIAN PACIFIC	NATIVE AMERICAN
T									
N	\$189,256	\$172,848/91.3%	\$16,407/8.66%			\$14,966/7.90%	\$1,441/.761%		
S									
-TC									
C	\$189,256	\$172,848/91.3%	\$16,407/8.66%			\$14,966/7.90%	\$1,441/.761%		

729-UT SOUTHWESTERN MEDICAL CTR/DALLAS-Other Services Unadjusted Goal is 33.0%

FUND TYPE	TOTAL EXPENDITURES	TOTAL SPENT WITH NON-HUBS	TOTAL SPENT WITH **ADJ. HUBS 33.0%	TOTAL SPENT WITH *OTHER HUBS 1.1%	ASIAN PACIFIC	**ADJUSTED HUB GOAL 33.0% BLACK	HISPANIC	NATIVE AMERICAN	WOMAN
T									
N	\$13,268,334	\$11,675,012/87.9%	\$1,593,322/12.0%		\$9,306/.070%	\$747,250/5.63%	\$142,732/1.07%	\$28,582/.215%	\$665,450/5.01%
S									
-TC	\$68,003	\$68,003/100%							
C	\$13,465,260	\$11,869,524/88.1%	\$1,595,736/11.8%		\$9,306/.069%	\$747,250/5.54%	\$142,732/1.06%	\$28,582/.212%	\$667,864/4.95%

729-UT SOUTHWESTERN MEDICAL CTR/DALLAS-Commodity Purchasing Unadjusted Goal is 12.6%

FUND TYPE	TOTAL EXPENDITURES	TOTAL SPENT WITH NON-HUBS	TOTAL SPENT WITH **ADJ. HUBS 11.5%	TOTAL SPENT WITH *OTHER HUBS 1.1%	BLACK	**ADJUSTED HUB GOAL 11.5% HISPANIC	WOMAN	*OTHER HUB GOAL 1.1% ASIAN PACIFIC	NATIVE AMERICAN
T									
N	\$32,071,888	\$26,048,206/81.2%	\$5,656,121/17.6%		\$1,021,480/3.18%	\$761,649/2.37%	\$3,872,991/12.0%	\$359,197/1.12%	\$8,363/.026%
S									
-TC	\$659,020	\$630,206/95.6%	\$21,279/3.22%			\$2,103/.319%	\$19,175/2.90%	\$7,534/1.14%	
C	\$31,434,256	\$25,420,927/80.8%	\$5,644,437/17.9%		\$1,022,680/3.25%	\$760,652/2.41%	\$3,861,104/12.2%	\$360,527/1.14%	\$8,363/.026%

DB = DEBIT (NEGATIVE AMOUNT) * = OTHER HUBS ** = ADJUSTED HUBS *** = DOLLARS REPORTED BUT NOT SHOWN IN THESE COLUMNS. SEE COVER LETTER PARA. 4
T=TREASURY, N=NON-TREASURY, S=SUBCONTRACTOR FUNDS & PROCUREMENT CARD HUB PURCHASES, TC=TERM CONTRACT, C=CONSOLIDATED. SEE PAGE 4 OF HUB REPORT FOR FUND TYPE DESCRIPTION.

730-UNIVERSITY OF HOUSTON-Heavy Construction Unadjusted Goal is 11.9%

FUND TYPE	TOTAL EXPENDITURES	TOTAL SPENT WITH NON-HUBS AMOUNT/%	TOTAL SPENT WITH	TOTAL SPENT WITH	**ADJUSTED HUB GOAL 6.6%				*OTHER HUB GOAL 5.3%
			**ADJ. HUBS 6.6% AMOUNT/%	*OTHER HUBS 5.3% AMOUNT/%	ASIAN PACIFIC AMOUNT/%	BLACK AMOUNT/%	HISPANIC AMOUNT/%	NATIVE AMERICAN AMOUNT/%	WOMAN AMOUNT/%
T									
N	\$1,742	\$1,742/100 %							
S									
-TC									
C	\$1,742	\$1,742/100 %							

730-UNIVERSITY OF HOUSTON-Building Construction Unadjusted Goal is 26.1%

FUND TYPE	TOTAL EXPENDITURES	TOTAL SPENT WITH NON-HUBS	TOTAL SPENT WITH	TOTAL SPENT WITH	**ADJUSTED HUB GOAL 25.1%			*OTHER HUB GOAL 1.0%	
			**ADJ. HUBS 25.1% AMOUNT/%	*OTHER HUBS 1.0% AMOUNT/%	BLACK	HISPANIC	WOMAN	ASIAN PACIFIC	NATIVE AMERICAN
T	\$282,932	\$191,694/67.7%	\$91,238/32.2%			\$56,466/19.9%	\$34,771/12.2%		
N	\$4,000,863	\$2,854,753/71.3%	\$1,115,458/27.8%	\$30,650/.766%	\$15,968/.399%	\$1,099,490/27.4%		\$30,650/.766%	
S									
-TC									
C	\$4,283,795	\$3,046,447/71.1%	\$1,206,696/28.1%	\$30,650/.715%	\$15,968/.372%	\$1,155,956/26.9%	\$34,771/.811%	\$30,650/.715%	

730-UNIVERSITY OF HOUSTON-Special Trade Unadjusted Goal is 57.2%

FUND TYPE	TOTAL EXPENDITURES	TOTAL SPENT WITH NON-HUBS	TOTAL SPENT WITH	TOTAL SPENT WITH	**ADJUSTED HUB GOAL 47.0%			*OTHER HUB GOAL 10.2%		
			**ADJ. HUBS 47.0% AMOUNT/%	*OTHER HUBS 10.2% AMOUNT/%	BLACK	HISPANIC	WOMAN	ASIAN PACIFIC	NATIVE AMERICAN	WOMAN
T	\$2,141,838	\$1,739,236/81.2%	\$342,734/16.0%	\$59,867/2.79%	\$1,275/.059%	\$341,459/15.9%	\$20,900/.975%		\$38,967/1.81%	
N	\$5,280,354	\$4,876,132/92.3%	\$135,494/2.56%	\$268,728/5.08%	\$31,372/.594%	\$104,122/1.97%	\$259,514/4.91%		\$9,214/.174%	
S	***	***	\$1,424,665/19.2%	\$1,353,619/18.2%	\$1,006,710/13.5%	\$417,954/5.63%	\$1,270,483/17.1%		\$83,136/1.12%	
-TC										
C	\$7,422,193	\$6,615,369/89.1%	\$1,902,894/25.6%	\$1,682,214/22.6%	\$1,039,357/14.0%	\$863,537/11.6%	\$1,550,897/20.8%		\$131,317/1.76%	

730-UNIVERSITY OF HOUSTON-Professional Services Unadjusted Goal is 20.0%

FUND TYPE	TOTAL EXPENDITURES	TOTAL SPENT WITH NON-HUBS	TOTAL SPENT WITH	TOTAL SPENT WITH	**ADJUSTED HUB GOAL 18.1%			*OTHER HUB GOAL 1.9%	
			**ADJ. HUBS 18.1% AMOUNT/%	*OTHER HUBS 1.9% AMOUNT/%	BLACK	HISPANIC	WOMAN	ASIAN PACIFIC	NATIVE AMERICAN
T	\$303,472	\$276,881/91.2%	\$22,591/7.44%	\$4,000/1.31%	\$22,591/7.44%			\$4,000/1.31%	
N	\$139,720	\$115,535/82.6%	\$14,685/10.5%	\$9,500/6.79%	\$9,685/6.93%	\$5,000/3.57%		\$9,500/6.79%	
S	***	***	\$44,794/10.7%	\$35,400/8.50%		\$37,133/8.92%	\$7,661/1.84%	\$35,400/8.50%	
-TC									
C	\$443,193	\$392,416/88.5%	\$82,071/18.5%	\$48,900/11.0%	\$32,276/7.28%	\$42,133/9.50%	\$7,661/1.72%	\$48,900/11.0%	

730-UNIVERSITY OF HOUSTON-Other Services Unadjusted Goal is 33.0%

FUND TYPE	TOTAL EXPENDITURES	TOTAL SPENT WITH NON-HUBS	TOTAL SPENT WITH	**ADJUSTED HUB GOAL 33.0%				
			**ADJ. HUBS 33.0% AMOUNT/%	ASIAN PACIFIC	BLACK	HISPANIC	NATIVE AMERICAN	WOMAN
T	\$2,750,285	\$2,727,995/99.1%	\$22,290/.810%	\$701/.025%	\$15,576/.566%	\$1,400/.050%		\$4,612/.167%
N	\$5,547,101	\$5,306,381/95.6%	\$240,720/4.33%	\$16,512/.297%	\$8,597/.155%	\$85,006/1.53%		\$130,604/2.35%
S	***	***	\$21,839/7.44%			\$13,269/4.52%		\$8,570/2.92%
-TC	\$177	\$177/100 %						
C	\$8,297,210	\$8,034,199/96.8%	\$284,849/3.43%	\$17,214/.207%	\$24,173/.291%	\$99,675/1.20%		\$143,786/1.73%

730-UNIVERSITY OF HOUSTON-Commodity Purchasing Unadjusted Goal is 12.6%

FUND TYPE	TOTAL EXPENDITURES	TOTAL SPENT WITH NON-HUBS	TOTAL SPENT WITH	TOTAL SPENT WITH	**ADJUSTED HUB GOAL 11.5%			*OTHER HUB GOAL 1.1%	
			**ADJ. HUBS 11.5% AMOUNT/%	*OTHER HUBS 1.1% AMOUNT/%	BLACK	HISPANIC	WOMAN	ASIAN PACIFIC	NATIVE AMERICAN
T	\$6,099,918	\$4,873,530/79.8%	\$963,617/15.7%	\$262,770/4.30%	\$45,237/.741%	\$666,794/10.9%	\$251,586/4.12%	\$262,770/4.30%	
N	\$7,081,380	\$6,502,208/91.8%	\$331,499/4.68%	\$247,672/3.49%	\$86,867/1.22%	\$30,038/.424%	\$214,593/3.03%	\$247,489/3.49%	\$182/.002%
S	***	***	\$63,506/2.15%	\$2,971/.100%	\$84/.002%		\$63,422/2.15%	\$2,971/.100%	
-TC	\$225,610	\$217,097/96.2%		\$8,513/3.77%			\$8,513/3.77%		
C	\$12,955,687	\$11,158,640/86.1%	\$1,358,623/10.4%	\$504,901/3.89%	\$132,189/1.02%	\$696,833/5.37%	\$529,601/4.08%	\$504,718/3.89%	\$182/.001%

DB = DEBIT (NEGATIVE AMOUNT) * = OTHER HUBS ** = ADJUSTED HUBS *** = DOLLARS REPORTED BUT NOT SHOWN IN THESE COLUMNS. SEE COVER LETTER PARA. 4
T=TREASURY, N=NON-TREASURY, S=SUBCONTRACTOR FUNDS & PROCUREMENT CARD HUB PURCHASES, TC=TERM CONTRACT, C=CONSOLIDATED. SEE PAGE 4 OF HUB REPORT FOR FUND TYPE DESCRIPTION.

731-TEXAS WOMAN'S UNIVERSITY-Heavy Construction Unadjusted Goal is 11.9%

FUND TYPE	TOTAL EXPENDITURES	TOTAL SPENT WITH NON-HUBS AMOUNT/%	TOTAL SPENT WITH **ADJ. HUBS 6.6% AMOUNT/%	TOTAL SPENT WITH *OTHER HUBS 5.3% AMOUNT/%	ASIAN PACIFIC AMOUNT/%	**ADJUSTED HUB GOAL 6.6% BLACK AMOUNT/%	HISPANIC AMOUNT/%	NATIVE AMERICAN AMOUNT/%	*OTHER HUB GOAL 5.3% WOMAN AMOUNT/%
-----------	--------------------	------------------------------------	--	--	------------------------	--	-------------------	--------------------------	--

T
N
S
-TC

C

731-TEXAS WOMAN'S UNIVERSITY-Building Construction Unadjusted Goal is 26.1%

FUND TYPE	TOTAL EXPENDITURES	TOTAL SPENT WITH NON-HUBS	TOTAL SPENT WITH **ADJ. HUBS 25.1%	TOTAL SPENT WITH *OTHER HUBS 1.0%	BLACK	**ADJUSTED HUB GOAL 25.1% HISPANIC	WOMAN	*OTHER HUB GOAL 1.0% ASIAN PACIFIC	NATIVE AMERICAN
-----------	--------------------	---------------------------	------------------------------------	-----------------------------------	-------	---------------------------------------	-------	---------------------------------------	-----------------

T
N
S
-TC

C

731-TEXAS WOMAN'S UNIVERSITY-Special Trade Unadjusted Goal is 57.2%

FUND TYPE	TOTAL EXPENDITURES	TOTAL SPENT WITH NON-HUBS	TOTAL SPENT WITH **ADJ. HUBS 47.0%	TOTAL SPENT WITH *OTHER HUBS 10.2%	**ADJUSTED HUB GOAL 47.0% BLACK	HISPANIC	*OTHER HUB GOAL 10.2% ASIAN PACIFIC	NATIVE AMERICAN	WOMAN
-----------	--------------------	---------------------------	------------------------------------	------------------------------------	------------------------------------	----------	--	-----------------	-------

T
N
S
-TC

C

731-TEXAS WOMAN'S UNIVERSITY-Professional Services Unadjusted Goal is 20.0%

FUND TYPE	TOTAL EXPENDITURES	TOTAL SPENT WITH NON-HUBS	TOTAL SPENT WITH **ADJ. HUBS 18.1%	TOTAL SPENT WITH *OTHER HUBS 1.8%	BLACK	**ADJUSTED HUB GOAL 18.1% HISPANIC	WOMAN	*OTHER HUB GOAL 1.8% ASIAN PACIFIC	NATIVE AMERICAN
-----------	--------------------	---------------------------	------------------------------------	-----------------------------------	-------	---------------------------------------	-------	---------------------------------------	-----------------

T
N
S
-TC

C

731-TEXAS WOMAN'S UNIVERSITY-Other Services Unadjusted Goal is 33.0%

FUND TYPE	TOTAL EXPENDITURES	TOTAL SPENT WITH NON-HUBS	TOTAL SPENT WITH **ADJ. HUBS 33.0%	ASIAN PACIFIC	BLACK	**ADJUSTED HUB GOAL 33.0% HISPANIC	NATIVE AMERICAN	WOMAN
-----------	--------------------	---------------------------	------------------------------------	---------------	-------	---------------------------------------	-----------------	-------

T
N
S
-TC

C

731-TEXAS WOMAN'S UNIVERSITY-Commodity Purchasing Unadjusted Goal is 12.6%

FUND TYPE	TOTAL EXPENDITURES	TOTAL SPENT WITH NON-HUBS	TOTAL SPENT WITH **ADJ. HUBS 11.5%	TOTAL SPENT WITH *OTHER HUBS 1.1%	BLACK	**ADJUSTED HUB GOAL 11.5% HISPANIC	WOMAN	*OTHER HUB GOAL 1.1% ASIAN PACIFIC	NATIVE AMERICAN
-----------	--------------------	---------------------------	------------------------------------	-----------------------------------	-------	---------------------------------------	-------	---------------------------------------	-----------------

T
N
S
-TC

C

DB = DEBIT (NEGATIVE AMOUNT) * = OTHER HUBS ** = ADJUSTED HUBS *** = DOLLARS REPORTED BUT NOT SHOWN IN THESE COLUMNS. SEE COVER LETTER PARA. 4
T-TREASURY, N=NON-TREASURY, S=SUBCONTRACTOR FUNDS & PROCUREMENT CARD HUB PURCHASES, TC-TERM CONTRACT, C=CONSOLIDATED. SEE PAGE 4 OF HUB REPORT FOR FUND TYPE DESCRIPTION.

732-TEXAS A & M UNIVERSITY - KINGSVILLE-Heavy Construction Unadjusted Goal is 11.9%

FUND TYPE	TOTAL EXPENDITURES	TOTAL SPENT WITH NON-HUBS AMOUNT/%	TOTAL SPENT WITH **ADJ. HUBS 6.6% AMOUNT/%	TOTAL SPENT WITH *OTHER HUBS 5.3% AMOUNT/%	ASIAN PACIFIC AMOUNT/%	**ADJUSTED HUB GOAL 6.6% BLACK AMOUNT/%	HISPANIC AMOUNT/%	NATIVE AMERICAN AMOUNT/%	*OTHER HUB GOAL 5.3% WOMAN AMOUNT/%
T									
N									
S									
-TC									
C									

732-TEXAS A & M UNIVERSITY - KINGSVILLE-Building Construction Unadjusted Goal is 26.1%

FUND TYPE	TOTAL EXPENDITURES	TOTAL SPENT WITH NON-HUBS	TOTAL SPENT WITH **ADJ. HUBS 25.1%	TOTAL SPENT WITH *OTHER HUBS 1.0%	BLACK	**ADJUSTED HUB GOAL 25.1% HISPANIC	WOMAN	*OTHER HUB GOAL 1.0% ASIAN PACIFIC	NATIVE AMERICAN
T	\$922,528	\$859,621/93.1%		\$62,907/6.81%				\$62,907/6.81%	
N	\$1,258,155	\$987,108/78.4%	\$269,712/21.4%	\$1,334/.106%			\$269,712/21.4%	\$1,334/.106%	
S									
-TC									
C	\$2,180,683	\$1,846,729/84.6%	\$269,712/12.3%	\$64,241/2.94%			\$269,712/12.3%	\$64,241/2.94%	

732-TEXAS A & M UNIVERSITY - KINGSVILLE-Special Trade Unadjusted Goal is 57.2%

FUND TYPE	TOTAL EXPENDITURES	TOTAL SPENT WITH NON-HUBS	TOTAL SPENT WITH **ADJ. HUBS 47.0%	TOTAL SPENT WITH *OTHER HUBS 10.2%	BLACK	**ADJUSTED HUB GOAL 47.0% HISPANIC	WOMAN	*OTHER HUB GOAL 10.2% ASIAN PACIFIC	NATIVE AMERICAN
T	\$271,530	\$265,839/97.9%	\$2,472/.910%	\$3,218/1.18%		\$2,472/.910%		\$3,218/1.18%	
N	\$981,523	\$837,378/85.3%	\$43,874/4.47%	\$100,270/10.2%		\$43,874/4.47%		\$100,270/10.2%	
S									
-TC									
C	\$1,253,054	\$1,103,218/88.0%	\$46,347/3.69%	\$103,488/8.25%		\$46,347/3.69%		\$103,488/8.25%	

732-TEXAS A & M UNIVERSITY - KINGSVILLE-Professional Services Unadjusted Goal is 20.0%

FUND TYPE	TOTAL EXPENDITURES	TOTAL SPENT WITH NON-HUBS	TOTAL SPENT WITH **ADJ. HUBS 18.1%	TOTAL SPENT WITH *OTHER HUBS 1.8%	BLACK	**ADJUSTED HUB GOAL 18.1% HISPANIC	WOMAN	*OTHER HUB GOAL 1.9% ASIAN PACIFIC	NATIVE AMERICAN
T	\$27,926	\$25,394/90.8%	\$2,532/9.06%	\$460/.670%		\$2,532/9.06%		\$460/.670%	
N	\$68,659	\$56,506/82.2%	\$11,693/17.0%	\$460/.670%		\$11,693/17.0%		\$460/.670%	
S									
-TC									
C	\$96,585	\$81,900/84.7%	\$14,225/14.7%	\$460/.476%		\$14,225/14.7%		\$460/.476%	

732-TEXAS A & M UNIVERSITY - KINGSVILLE-Other Services Unadjusted Goal is 33.0%

FUND TYPE	TOTAL EXPENDITURES	TOTAL SPENT WITH NON-HUBS	TOTAL SPENT WITH **ADJ. HUBS 33.0%	ASIAN PACIFIC	BLACK	**ADJUSTED HUB GOAL 33.0% HISPANIC	NATIVE AMERICAN	WOMAN
T	\$340,671	\$312,543/91.7%	\$28,128/8.25%	\$78/.022%		\$20,297/5.95%		\$7,752/2.27%
N	\$1,031,474	\$994,062/96.3%	\$37,411/3.62%	\$141/.013%		\$19,077/1.84%		\$18,193/1.76%
S								
-TC	\$9,414	\$9,414/100%						
C	\$1,362,731	\$1,297,191/95.1%	\$65,540/4.80%	\$219/.016%		\$39,374/2.88%		\$25,946/1.90%

732-TEXAS A & M UNIVERSITY - KINGSVILLE-Commodity Purchasing Unadjusted Goal is 12.6%

FUND TYPE	TOTAL EXPENDITURES	TOTAL SPENT WITH NON-HUBS	TOTAL SPENT WITH **ADJ. HUBS 11.5%	TOTAL SPENT WITH *OTHER HUBS 1.1%	BLACK	**ADJUSTED HUB GOAL 11.5% HISPANIC	WOMAN	*OTHER HUB GOAL 1.1% ASIAN PACIFIC	NATIVE AMERICAN
T	\$1,703,359	\$1,258,171/73.8%	\$151,879/8.91%	\$293,307/17.2%		\$36,134/2.12%		\$293,307/17.2%	
N	\$2,031,506	\$1,883,880/92.7%	\$40,534/1.99%	\$107,092/5.27%		\$6,466/.318%		\$107,092/5.27%	
S									
-TC	\$218,819	\$217,458/99.3%	\$1,272/.581%	\$88/.040%		\$437/.199%		\$834/.381%	\$88/.040%
C	\$3,516,046	\$2,924,593/83.1%	\$191,142/5.43%	\$400,311/11.3%		\$42,163/1.19%		\$148,978/4.23%	\$400,311/11.3%

DB = DEBIT (NEGATIVE AMOUNT) * = OTHER HUBS ** = ADJUSTED HUBS *** = DOLLARS REPORTED BUT NOT SHOWN IN THESE COLUMNS. SEE COVER LETTER PARA. 4
T=TREASURY, N=NON-TREASURY, S=SUBCONTRACTOR FUNDS & PROCUREMENT CARD HUB PURCHASES, TC=TERM CONTRACT, C=CONSOLIDATED. SEE PAGE 4 OF HUB REPORT FOR FUND TYPE DESCRIPTION.

733-TEXAS TECH UNIVERSITY-Heavy Construction Unadjusted Goal is 11.9%

FUND TYPE	TOTAL EXPENDITURES	TOTAL SPENT WITH NON-HUBS AMOUNT/%	TOTAL SPENT WITH **ADJ. HUBS 6.6% AMOUNT/%	TOTAL SPENT WITH *OTHER HUBS 5.3% AMOUNT/%	ASIAN PACIFIC AMOUNT/%	**ADJUSTED HUB GOAL 6.6% BLACK AMOUNT/%	HISPANIC AMOUNT/%	NATIVE AMERICAN AMOUNT/%	*OTHER HUB GOAL 5.3% WOMAN AMOUNT/%
T									
N	\$31,445	\$31,445/100 %							
S									
-TC									
C	\$31,445	\$31,445/100 %							

733-TEXAS TECH UNIVERSITY-Building Construction Unadjusted Goal is 26.1%

FUND TYPE	TOTAL EXPENDITURES	TOTAL SPENT WITH NON-HUBS	TOTAL SPENT WITH **ADJ. HUBS 25.1%	TOTAL SPENT WITH *OTHER HUBS 1.0%	BLACK	**ADJUSTED HUB GOAL 25.1% HISPANIC	WOMAN	*OTHER HUB GOAL 1.0% ASIAN PACIFIC	NATIVE AMERICAN
T	\$1,935	\$1,935/100 %							
N	\$10,324,743	\$10,319,630/99.9%	\$5,113/.049%						
S	***	***	\$136,300/1.31%			\$136,300/1.31%			\$5,113/.049%
-TC									
C	\$10,326,679	\$10,321,566/99.9%	\$141,413/1.36%			\$136,300/1.31%			\$5,113/.049%

733-TEXAS TECH UNIVERSITY-Special Trade Unadjusted Goal is 57.2%

FUND TYPE	TOTAL EXPENDITURES	TOTAL SPENT WITH NON-HUBS	TOTAL SPENT WITH **ADJ. HUBS 47.0%	TOTAL SPENT WITH *OTHER HUBS 10.2%	BLACK	**ADJUSTED HUB GOAL 47.0% HISPANIC	WOMAN	*OTHER HUB GOAL 10.2% ASIAN PACIFIC	NATIVE AMERICAN
T	\$93,638	\$73,052/78.0%							
N	\$5,346,018	\$5,163,427/96.5%							
S									
-TC	\$15,882								
C	\$5,423,774	\$5,236,480/96.5%							

733-TEXAS TECH UNIVERSITY-Professional Services Unadjusted Goal is 20.0%

FUND TYPE	TOTAL EXPENDITURES	TOTAL SPENT WITH NON-HUBS	TOTAL SPENT WITH **ADJ. HUBS 18.1%	TOTAL SPENT WITH *OTHER HUBS 1.9%	BLACK	**ADJUSTED HUB GOAL 18.1% HISPANIC	WOMAN	*OTHER HUB GOAL 1.9% ASIAN PACIFIC	NATIVE AMERICAN
T									
N	\$114,977	\$114,977/100 %							
S									
-TC									
C	\$114,977	\$114,977/100 %							

733-TEXAS TECH UNIVERSITY-Other Services Unadjusted Goal is 33.0%

FUND TYPE	TOTAL EXPENDITURES	TOTAL SPENT WITH NON-HUBS	TOTAL SPENT WITH **ADJ. HUBS 33.0%	TOTAL SPENT WITH *OTHER HUBS 1.1%	ASIAN PACIFIC	BLACK	**ADJUSTED HUB GOAL 33.0% HISPANIC	NATIVE AMERICAN	WOMAN
T	\$555,322	\$549,705/98.9%	\$5,616/1.01%						
N	\$8,673,640	\$8,288,551/95.5%	\$385,088/4.43%		\$640/.007%	\$180/.002%	\$964/.173%		\$4,651/.837%
S							\$6,755/.077%		\$377,513/4.35%
-TC	\$4,356	\$4,356/100 %							
C	\$9,224,606	\$8,833,901/95.7%	\$390,704/4.23%		\$640/.006%	\$180/.002%	\$7,719/.083%		\$382,165/4.14%

733-TEXAS TECH UNIVERSITY-Commodity Purchasing Unadjusted Goal is 12.6%

FUND TYPE	TOTAL EXPENDITURES	TOTAL SPENT WITH NON-HUBS	TOTAL SPENT WITH **ADJ. HUBS 11.5%	TOTAL SPENT WITH *OTHER HUBS 1.1%	BLACK	**ADJUSTED HUB GOAL 11.5% HISPANIC	WOMAN	*OTHER HUB GOAL 1.1% ASIAN PACIFIC	NATIVE AMERICAN
T	\$1,698,971	\$1,232,333/72.5%	\$297,522/17.5%		\$14,269/.839%	\$31,206/1.83%	\$252,047/14.8%		\$169,115/9.95%
N	\$18,255,260	\$17,363,871/95.1%	\$763,093/4.18%		\$5,619/.030%	\$129,274/.708%	\$628,199/3.44%		\$127,519/.698%
S	***	***	\$19,481/1.70%				\$19,481/1.70%		\$775/.004%
-TC	\$221,502	\$206,724/93.3%	\$13,541/6.11%				\$839/.378%		\$1,236/.558%
C	\$19,732,729	\$18,389,480/93.1%	\$1,066,555/5.40%		\$19,888/.100%	\$159,641/.809%	\$887,026/4.49%		\$295,398/1.49%

DB = DEBIT (NEGATIVE AMOUNT) * = OTHER HUBS ** = ADJUSTED HUBS *** = DOLLARS REPORTED BUT NOT SHOWN IN THESE COLUMNS. SEE COVER LETTER PARA. 4
T-TREASURY, N-NON-TREASURY, S-SUBCONTRACTOR FUNDS & PROCUREMENT CARD HUB PURCHASES, TC-TERM CONTRACT, C-CONSOLIDATED. SEE PAGE 4 OF HUB REPORT FOR FUND TYPE DESCRIPTION.

734-LAMAR UNIVERSITY - BEAUMONT-Heavy Construction Unadjusted Goal is 11.9%

FUND TYPE	TOTAL EXPENDITURES	TOTAL SPENT WITH NON-HUBS AMOUNT/%	TOTAL SPENT WITH **ADJ. HUBS 6.6% AMOUNT/%	TOTAL SPENT WITH *OTHER HUBS 5.3% AMOUNT/%	**ADJUSTED HUB GOAL 6.6%				*OTHER HUB GOAL 5.3% WOMAN AMOUNT/%
					ASIAN PACIFIC AMOUNT/%	BLACK AMOUNT/%	HISPANIC AMOUNT/%	NATIVE AMERICAN AMOUNT/%	
T									
N									
S									
-TC									
C									

734-LAMAR UNIVERSITY - BEAUMONT-Building Construction Unadjusted Goal is 26.1%

FUND TYPE	TOTAL EXPENDITURES	TOTAL SPENT WITH NON-HUBS	TOTAL SPENT WITH **ADJ. HUBS 25.1% AMOUNT/%	TOTAL SPENT WITH *OTHER HUBS 1.0% AMOUNT/%	**ADJUSTED HUB GOAL 25.1%			*OTHER HUB GOAL 1.0%	
					BLACK	HISPANIC	WOMAN	ASIAN PACIFIC	NATIVE AMERICAN
T									
N									
S									
-TC									
C									

734-LAMAR UNIVERSITY - BEAUMONT-Special Trade Unadjusted Goal is 57.2%

FUND TYPE	TOTAL EXPENDITURES	TOTAL SPENT WITH NON-HUBS	TOTAL SPENT WITH **ADJ. HUBS 47.0% AMOUNT/%	TOTAL SPENT WITH *OTHER HUBS 10.2% AMOUNT/%	**ADJUSTED HUB GOAL 47.0%		*OTHER HUB GOAL 10.2%		
					BLACK	HISPANIC	ASIAN PACIFIC	NATIVE AMERICAN	WOMAN
T	\$387,496	\$306,273/79.0%	\$3,616/.933%	\$77,606/20.0%		\$3,616/.933%	\$1,047/.270%		\$76,559/19.7%
N	\$2,737,167	\$2,621,597/95.7%	\$2,943/.107%	\$112,625/4.11%		\$2,943/.107%	\$1,047/.038%	\$68/.002%	\$111,509/4.07%
S									
-TC	\$4,562	\$946/20.7%	\$3,616/79.2%			\$3,616/79.2%			
C	\$3,120,101	\$2,926,924/93.8%	\$2,943/.094%	\$190,232/6.09%		\$2,943/.094%	\$2,095/.067%	\$68/.002%	\$188,068/6.02%

734-LAMAR UNIVERSITY - BEAUMONT-Professional Services Unadjusted Goal is 20.0%

FUND TYPE	TOTAL EXPENDITURES	TOTAL SPENT WITH NON-HUBS	TOTAL SPENT WITH **ADJ. HUBS 18.1% AMOUNT/%	TOTAL SPENT WITH *OTHER HUBS 1.9% AMOUNT/%	**ADJUSTED HUB GOAL 18.1%			*OTHER HUB GOAL 1.9%	
					BLACK	HISPANIC	WOMAN	ASIAN PACIFIC	NATIVE AMERICAN
T	\$15,947	\$15,947/100%							
N	\$31,695	\$28,520/89.9%	\$3,175/10.0%			\$3,175/10.0%			
S									
-TC									
C	\$47,642	\$44,467/93.3%	\$3,175/6.66%			\$3,175/6.66%			

734-LAMAR UNIVERSITY - BEAUMONT-Other Services Unadjusted Goal is 33.0%

FUND TYPE	TOTAL EXPENDITURES	TOTAL SPENT WITH NON-HUBS	TOTAL SPENT WITH **ADJ. HUBS 33.0% AMOUNT/%	TOTAL SPENT WITH *OTHER HUBS 3.9% AMOUNT/%	**ADJUSTED HUB GOAL 33.0%				*OTHER HUB GOAL 3.9% WOMAN AMOUNT/%
					ASIAN PACIFIC	BLACK	HISPANIC	NATIVE AMERICAN	
T	\$858,983	\$855,716/99.6%	\$3,267/.380%						\$3,267/.380%
N	\$1,251,297	\$1,201,621/96.0%	\$49,675/3.96%			\$16,172/1.29%			\$33,503/2.67%
S									
-TC	\$31,078	\$31,078/100%							
C	\$2,079,202	\$2,026,259/97.4%	\$52,943/2.54%			\$16,172/.777%			\$36,771/1.76%

734-LAMAR UNIVERSITY - BEAUMONT-Commodity Purchasing Unadjusted Goal is 12.6%

FUND TYPE	TOTAL EXPENDITURES	TOTAL SPENT WITH NON-HUBS	TOTAL SPENT WITH **ADJ. HUBS 11.5% AMOUNT/%	TOTAL SPENT WITH *OTHER HUBS 1.1% AMOUNT/%	**ADJUSTED HUB GOAL 11.5%			*OTHER HUB GOAL 1.1%	
					BLACK	HISPANIC	WOMAN	ASIAN PACIFIC	NATIVE AMERICAN
T	\$2,069,161	\$1,903,277/91.9%	\$109,369/5.28%	\$56,515/2.73%	\$3,745/.181%	\$41,464/2.00%	\$64,159/3.10%	\$55,940/2.70%	\$575/.027%
N	\$2,046,829	\$1,875,477/91.6%	\$120,431/5.88%	\$50,919/2.48%	\$5,364/.262%	\$41,700/2.03%	\$73,366/3.58%	\$50,919/2.48%	
S									
-TC	\$144,726	\$135,635/93.7%	\$8,691/6.00%	\$399/.276%		\$1,080/.746%	\$7,611/5.25%	\$399/.276%	
C	\$3,971,264	\$3,643,119/91.7%	\$221,109/5.56%	\$107,035/2.69%	\$9,109/.229%	\$82,084/2.06%	\$129,915/3.27%	\$106,460/2.68%	\$575/.014%

DB = DEBIT (NEGATIVE AMOUNT) * = OTHER HUBS ** = ADJUSTED HUBS *** = DOLLARS REPORTED BUT NOT SHOWN IN THESE COLUMNS. SEE COVER LETTER PARA. 4
T=TREASURY, N=NON-TREASURY, S=SUBCONTRACTOR FUNDS & PROCUREMENT CARD HUB PURCHASES, TC=TERM CONTRACT, C=CONSOLIDATED. SEE PAGE 4 OF HUB REPORT FOR FUND TYPE DESCRIPTION.

735-MIDWESTERN STATE UNIVERSITY-Heavy Construction Unadjusted Goal is 11.9%

FUND TYPE	TOTAL EXPENDITURES	TOTAL SPENT WITH NON-HUBS AMOUNT/%	TOTAL SPENT WITH **ADJ. HUBS 8.6%	TOTAL SPENT WITH *OTHER HUBS 5.3%	**ADJUSTED HUB GOAL 6.6%				*OTHER HUB GOAL 5.3%
			AMOUNT/%	AMOUNT/%	ASIAN PACIFIC AMOUNT/%	BLACK AMOUNT/%	HISPANIC AMOUNT/%	NATIVE AMERICAN AMOUNT/%	WOMAN AMOUNT/%

T
N
S
-TC
C

735-MIDWESTERN STATE UNIVERSITY-Building Construction Unadjusted Goal is 26.1%

FUND TYPE	TOTAL EXPENDITURES	TOTAL SPENT WITH NON-HUBS	TOTAL SPENT WITH **ADJ. HUBS 25.1%	TOTAL SPENT WITH *OTHER HUBS 1.0%	**ADJUSTED HUB GOAL 25.1%			*OTHER HUB GOAL 1.0%	
			AMOUNT/%	AMOUNT/%	BLACK	HISPANIC	WOMAN	ASIAN PACIFIC	NATIVE AMERICAN

T
N
S
-TC
C

735-MIDWESTERN STATE UNIVERSITY-Special Trade Unadjusted Goal is 57.2%

FUND TYPE	TOTAL EXPENDITURES	TOTAL SPENT WITH NON-HUBS	TOTAL SPENT WITH **ADJ. HUBS 47.0%	TOTAL SPENT WITH *OTHER HUBS 10.2%	**ADJUSTED HUB GOAL 47.0%			*OTHER HUB GOAL 10.2%		
			AMOUNT/%	AMOUNT/%	BLACK	HISPANIC	ASIAN PACIFIC	NATIVE AMERICAN	WOMAN	

T
N
S
-TC
C

735-MIDWESTERN STATE UNIVERSITY-Professional Services Unadjusted Goal is 20.0%

FUND TYPE	TOTAL EXPENDITURES	TOTAL SPENT WITH NON-HUBS	TOTAL SPENT WITH **ADJ. HUBS 18.1%	TOTAL SPENT WITH *OTHER HUBS 1.9%	**ADJUSTED HUB GOAL 18.1%			*OTHER HUB GOAL 1.9%		
			AMOUNT/%	AMOUNT/%	BLACK	HISPANIC	WOMAN	ASIAN PACIFIC	NATIVE AMERICAN	

T
N
S
-TC
C

735-MIDWESTERN STATE UNIVERSITY-Other Services Unadjusted Goal is 33.0%

FUND TYPE	TOTAL EXPENDITURES	TOTAL SPENT WITH NON-HUBS	TOTAL SPENT WITH **ADJ. HUBS 33.0%	**ADJUSTED HUB GOAL 33.0%					
			AMOUNT/%	ASIAN PACIFIC	BLACK	HISPANIC	NATIVE AMERICAN	WOMAN	

T
N
S
-TC
C

735-MIDWESTERN STATE UNIVERSITY-Commodity Purchasing Unadjusted Goal is 12.6%

FUND TYPE	TOTAL EXPENDITURES	TOTAL SPENT WITH NON-HUBS	TOTAL SPENT WITH **ADJ. HUBS 11.5%	TOTAL SPENT WITH *OTHER HUBS 1.1%	**ADJUSTED HUB GOAL 11.5%			*OTHER HUB GOAL 1.1%		
			AMOUNT/%	AMOUNT/%	BLACK	HISPANIC	WOMAN	ASIAN PACIFIC	NATIVE AMERICAN	

T
N
S
-TC
C

DB = DEBIT (NEGATIVE AMOUNT) * = OTHER HUBS ** = ADJUSTED HUBS *** = DOLLARS REPORTED BUT NOT SHOWN IN THESE COLUMNS. SEE COVER LETTER PARA. 4
T-TREASURY, N-NDN-TREASURY, S-SUBCONTRACTOR FUNDS & PROCUREMENT CARD HUB PURCHASES, TC-TERM CONTRACT, C-CONSOLIDATED. SEE PAGE 4 OF HUB REPORT FOR FUND TYPE DESCRIPTION.

736-UNIVERSITY OF TEXAS - PAN AMERICAN-Heavy Construction Unadjusted Goal is 11.9%

FUND TYPE	TOTAL EXPENDITURES	TOTAL SPENT WITH NON-HUBS AMOUNT/%	TOTAL SPENT WITH **ADJ. HUBS 5.8% AMOUNT/%	TOTAL SPENT WITH *OTHER HUBS 5.3% AMOUNT/%	**ADJUSTED HUB GOAL 6.6%				*OTHER HUB GOAL 5.3% WOMAN AMOUNT/%
					ASIAN PACIFIC AMOUNT/%	BLACK AMOUNT/%	HISPANIC AMOUNT/%	NATIVE AMERICAN AMOUNT/%	
T									
N									
S									
-TC									
C									

736-UNIVERSITY OF TEXAS - PAN AMERICAN-Building Construction Unadjusted Goal is 26.1%

FUND TYPE	TOTAL EXPENDITURES	TOTAL SPENT WITH NON-HUBS	TOTAL SPENT WITH **ADJ. HUBS 25.1% AMOUNT/%	TOTAL SPENT WITH *OTHER HUBS 1.0% AMOUNT/%	**ADJUSTED HUB GOAL 25.1%			*OTHER HUB GOAL 1.0%	
					BLACK	HISPANIC	WOMAN	ASIAN PACIFIC	NATIVE AMERICAN
T	\$2,446	\$1,453/59.4%	\$993/40.5%						
N	\$55,432	\$55,432/100%							
S	***	***	\$2,387/4.12%			\$2,387/4.12%			
-TC									
C	\$57,878	\$56,885/98.2%	\$3,380/5.84%			\$3,380/5.84%			

736-UNIVERSITY OF TEXAS - PAN AMERICAN-Special Trade Unadjusted Goal is 57.2%

FUND TYPE	TOTAL EXPENDITURES	TOTAL SPENT WITH NON-HUBS	TOTAL SPENT WITH **ADJ. HUBS 47.8% AMOUNT/%	TOTAL SPENT WITH *OTHER HUBS 10.2% AMOUNT/%	**ADJUSTED HUB GOAL 47.0%			*OTHER HUB GOAL 10.2%	
					BLACK	HISPANIC	WOMAN	ASIAN PACIFIC	NATIVE AMERICAN
T	\$71,462	\$50,756/71.0%	\$20,302/28.4%	\$403/.564%					
N	\$486,009	\$337,756/69.4%	\$146,767/30.1%	\$1,484/.305%		\$146,767/30.1%			\$1,484/.305%
S									
-TC									
C	\$557,472	\$388,513/69.6%	\$167,070/29.9%	\$1,888/.338%		\$167,070/29.9%			\$1,888/.338%

736-UNIVERSITY OF TEXAS - PAN AMERICAN-Professional Services Unadjusted Goal is 20.0%

FUND TYPE	TOTAL EXPENDITURES	TOTAL SPENT WITH NON-HUBS	TOTAL SPENT WITH **ADJ. HUBS 16.1% AMOUNT/%	TOTAL SPENT WITH *OTHER HUBS 1.8% AMOUNT/%	**ADJUSTED HUB GOAL 18.1%			*OTHER HUB GOAL 1.9%	
					BLACK	HISPANIC	WOMAN	ASIAN PACIFIC	NATIVE AMERICAN
T	\$266DB	\$266DB							
N	\$49,138	\$47,833/97.3%	\$1,305/2.65%			\$1,305/2.65%			
S									
-TC									
C	\$48,871	\$47,566/97.3%	\$1,305/2.67%			\$1,305/2.67%			

736-UNIVERSITY OF TEXAS - PAN AMERICAN-Other Services Unadjusted Goal is 33.0%

FUND TYPE	TOTAL EXPENDITURES	TOTAL SPENT WITH NON-HUBS	TOTAL SPENT WITH **ADJ. HUBS 33.0% AMOUNT/%	**ADJUSTED HUB GOAL 33.0%				
				ASIAN PACIFIC	BLACK	HISPANIC	NATIVE AMERICAN	WOMAN
T	\$416,139	\$409,390/98.3%	\$6,749/1.62%					\$2,432/.584%
N	\$888,905	\$802,760/90.3%	\$86,145/9.69%			\$4,316/1.03%		\$5,602/.630%
S						\$80,542/9.06%		
-TC	\$7,031	\$7,031/100%						
C	\$1,298,014	\$1,205,119/92.8%	\$92,894/7.15%			\$84,859/6.53%		\$8,035/.619%

736-UNIVERSITY OF TEXAS - PAN AMERICAN-Commodity Purchasing Unadjusted Goal is 12.6%

FUND TYPE	TOTAL EXPENDITURES	TOTAL SPENT WITH NON-HUBS	TOTAL SPENT WITH **ADJ. HUBS 11.5% AMOUNT/%	TOTAL SPENT WITH *OTHER HUBS 1.1% AMOUNT/%	**ADJUSTED HUB GOAL 11.5%			*OTHER HUB GOAL 1.1%	
					BLACK	HISPANIC	WOMAN	ASIAN PACIFIC	NATIVE AMERICAN
T	\$892,150	\$553,391/62.0%	\$212,277/23.7%	\$126,481/14.1%				\$126,481/14.1%	
N	\$3,211,012	\$2,251,662/70.1%	\$579,459/18.0%	\$379,890/11.8%	\$2,433/.272%	\$168,178/18.8%	\$41,665/4.67%	\$379,132/11.8%	
S					\$209,447/6.52%	\$246,620/7.68%	\$123,391/3.84%	\$757/.023%	
-TC	\$266,724	\$253,537/95.0%	\$11,877/4.45%	\$1,308/.490%		\$1,921/.720%	\$9,956/3.73%	\$1,051/.394%	
C	\$3,836,438	\$2,551,515/66.5%	\$779,859/20.3%	\$505,063/13.1%	\$211,881/5.52%	\$412,878/10.7%	\$155,100/4.04%	\$504,562/13.1%	

DB = DEBIT (NEGATIVE AMOUNT) * = OTHER HUBS ** = ADJUSTED HUBS *** = DOLLARS REPORTED BUT NOT SHOWN IN THESE COLUMNS. SEE COVER LETTER PARA. 4
T=TREASURY, N=NON-TREASURY, S=SUBCONTRACTOR FUNDS & PROCUREMENT CARD HUB PURCHASES, TC=TERM CONTRACT, C=CONSOLIDATED. SEE PAGE 4 OF HUB REPORT FOR FUND TYPE DESCRIPTION.

FUND TYPE	TOTAL EXPENDITURES	TOTAL SPENT WITH NON-HUBS AMOUNT/%	737-ANGELO STATE UNIVERSITY-Heavy Construction Unadjusted Goal is 11.9%		**ADJUSTED HUB GOAL 6.6%				*OTHER HUB GOAL 5.3% WOMAN AMOUNT/%
			TOTAL SPENT WITH **ADJ. HUBS 6.6% AMOUNT/%	TOTAL SPENT WITH *OTHER HUBS 5.3% AMOUNT/%	ASIAN PACIFIC AMOUNT/%	BLACK AMOUNT/%	HISPANIC AMOUNT/%	NATIVE AMERICAN AMOUNT/%	

T									
N									
S									
-TC									
C									

FUND TYPE	TOTAL EXPENDITURES	TOTAL SPENT WITH NON-HUBS	737-ANGELO STATE UNIVERSITY-Building Construction Unadjusted Goal is 26.1%		**ADJUSTED HUB GOAL 25.1%			*OTHER HUB GOAL 1.0%	
			TOTAL SPENT WITH **ADJ. HUBS 25.1%	TOTAL SPENT WITH *OTHER HUBS 1.0%	BLACK	HISPANIC	WOMAN	ASIAN PACIFIC	NATIVE AMERICAN

T	\$814,068	\$709,273/87.1%	\$104,794/12.8%		\$99,000/12.1%	\$5,130/.630%	\$664/.081%		
N	\$5,860,864	\$5,601,803/95.5%	\$259,061/4.42%				\$259,061/4.42%		
S	***	***	\$398,397/5.96%			\$187,815/2.81%	\$210,582/3.15%		
-TC	\$5,130		\$5,130/100%			\$5,130/100%			
C	\$6,669,802	\$6,311,076/94.6%	\$757,123/11.3%		\$99,000/1.48%	\$187,815/2.81%	\$470,308/7.05%		

FUND TYPE	TOTAL EXPENDITURES	TOTAL SPENT WITH NON-HUBS	737-ANGELO STATE UNIVERSITY-Special Trade Unadjusted Goal is 57.2%		**ADJUSTED HUB GOAL 47.0%			*OTHER HUB GOAL 10.2%	
			TOTAL SPENT WITH **ADJ. HUBS 47.0%	TOTAL SPENT WITH *OTHER HUBS 10.2%	BLACK	HISPANIC	ASIAN PACIFIC	NATIVE AMERICAN	WOMAN

T	\$318,472	\$317,393/99.6%		\$1,079/.338%					\$1,079/.338%
N	\$439,514	\$339,882/77.3%	\$90,939/20.6%	\$8,692/1.97%		\$90,939/20.6%			\$8,692/1.97%
S									
-TC	\$50,464		\$50,464/100%			\$50,464/100%			
C	\$707,521	\$657,275/92.8%	\$40,475/5.72%	\$9,771/1.38%		\$40,475/5.72%			\$9,771/1.38%

FUND TYPE	TOTAL EXPENDITURES	TOTAL SPENT WITH NON-HUBS	737-ANGELO STATE UNIVERSITY-Professional Services Unadjusted Goal is 20.0%		**ADJUSTED HUB GOAL 18.1%			*OTHER HUB GOAL 1.9%	
			TOTAL SPENT WITH **ADJ. HUBS 18.1%	TOTAL SPENT WITH *OTHER HUBS 1.9%	BLACK	HISPANIC	WOMAN	ASIAN PACIFIC	NATIVE AMERICAN

T	\$117,096	\$41,921/35.8%	\$75,174/64.1%					\$75,174/64.1%	
N	\$207,961	\$205,766/98.9%	\$2,195/1.05%					\$2,195/1.05%	
S	***	***	\$25,000/9.02%			\$25,000/9.02%			
-TC									
C	\$325,057	\$247,688/76.1%	\$102,369/31.4%			\$25,000/7.69%	\$77,369/23.8%		

FUND TYPE	TOTAL EXPENDITURES	TOTAL SPENT WITH NON-HUBS	737-ANGELO STATE UNIVERSITY-Other Services Unadjusted Goal is 33.0%		**ADJUSTED HUB GOAL 33.0%				
			TOTAL SPENT WITH **ADJ. HUBS 33.0%	ASIAN PACIFIC	BLACK	HISPANIC	NATIVE AMERICAN	WOMAN	

T	\$503,511	\$317,880/63.1%	\$185,630/36.8%				\$182,342/36.2%		\$3,287/.653%
N	\$796,163	\$612,036/76.8%	\$184,126/23.1%				\$148,966/18.7%	\$2,307/.289%	\$32,852/4.12%
S									
-TC	\$4,211	\$4,211/100%							
C	\$1,295,463	\$925,706/71.4%	\$369,756/28.5%				\$331,308/25.5%	\$2,307/.178%	\$36,139/2.78%

FUND TYPE	TOTAL EXPENDITURES	TOTAL SPENT WITH NON-HUBS	737-ANGELO STATE UNIVERSITY-Commodity Purchasing Unadjusted Goal is 12.6%		**ADJUSTED HUB GOAL 11.5%				*OTHER HUB GOAL 1.1%	
			TOTAL SPENT WITH **ADJ. HUBS 11.5%	TOTAL SPENT WITH *OTHER HUBS 1.1%	BLACK	HISPANIC	WOMAN	ASIAN PACIFIC	NATIVE AMERICAN	

T	\$1,306,581	\$1,041,946/79.7%	\$163,096/12.4%	\$101,537/7.77%	\$7,534/.576%	\$52,184/3.99%	\$103,377/7.91%	\$101,537/7.77%	
N	\$2,667,965	\$2,239,385/83.9%	\$426,629/15.9%	\$1,950/.733%	\$2,435/.091%	\$346,175/12.9%	\$78,019/2.92%	\$1,950/.733%	
S									
-TC	\$264,181	\$250,010/94.6%	\$5,587/2.11%	\$8,584/3.24%	\$73/.027%	\$1,155/.437%	\$4,357/1.64%	\$8,584/3.24%	
C	\$3,710,364	\$3,031,322/81.6%	\$584,139/15.7%	\$94,903/2.55%	\$9,896/.266%	\$397,204/10.7%	\$177,039/4.77%	\$94,903/2.55%	

DB = DEBIT (NEGATIVE AMOUNT) * = OTHER HUBS ** = ADJUSTED HUBS *** = DOLLARS REPORTED BUT NOT SHOWN IN THESE COLUMNS. SEE COVER LETTER PARA. 4
T=TREASURY, N=NON-TREASURY, S=SUBCONTRACTOR FUNDS & PROCUREMENT CARD HUB PURCHASES, TC=TERM CONTRACT, C=CONSOLIDATED. SEE PAGE 4 OF HUB REPORT FOR FUND TYPE DESCRIPTION.

738-UNIVERSITY OF TEXAS AT DALLAS-Heavy Construction Unadjusted Goal is 11.9%

FUND TYPE	TOTAL EXPENDITURES	TOTAL SPENT WITH NON-HUBS AMOUNT/%	TOTAL SPENT WITH **ADJ. HUBS 6.6% AMOUNT/%	TOTAL SPENT WITH *OTHER HUBS 5.3% AMOUNT/%	ASIAN PACIFIC AMOUNT/%	**ADJUSTED HUB GOAL 6.6% BLACK AMOUNT/%	HISPANIC AMOUNT/%	NATIVE AMERICAN AMOUNT/%	*OTHER HUB GOAL 5.3% WOMAN AMOUNT/%
-----------	--------------------	------------------------------------	--	--	------------------------	---	-------------------	--------------------------	-------------------------------------

T
N
S
-TC

C

738-UNIVERSITY OF TEXAS AT DALLAS-Building Construction Unadjusted Goal is 26.1%

FUND TYPE	TOTAL EXPENDITURES	TOTAL SPENT WITH NON-HUBS	TOTAL SPENT WITH **ADJ. HUBS 26.1% AMOUNT/%	TOTAL SPENT WITH *OTHER HUBS 1.0% AMOUNT/%	BLACK	**ADJUSTED HUB GOAL 26.1% HISPANIC	WOMAN	*OTHER HUB GOAL 1.0% ASIAN PACIFIC	NATIVE AMERICAN
-----------	--------------------	---------------------------	---	--	-------	------------------------------------	-------	------------------------------------	-----------------

T
N
S
-TC

C

738-UNIVERSITY OF TEXAS AT DALLAS-Special Trade Unadjusted Goal is 57.2%

FUND TYPE	TOTAL EXPENDITURES	TOTAL SPENT WITH NON-HUBS	TOTAL SPENT WITH **ADJ. HUBS 47.0% AMOUNT/%	TOTAL SPENT WITH *OTHER HUBS 10.2% AMOUNT/%	BLACK	**ADJUSTED HUB GOAL 47.0% HISPANIC	WOMAN	*OTHER HUB GOAL 10.2% ASIAN PACIFIC	NATIVE AMERICAN
-----------	--------------------	---------------------------	---	---	-------	------------------------------------	-------	-------------------------------------	-----------------

T
N
S
-TC

C

738-UNIVERSITY OF TEXAS AT DALLAS-Professional Services Unadjusted Goal is 20.0%

FUND TYPE	TOTAL EXPENDITURES	TOTAL SPENT WITH NON-HUBS	TOTAL SPENT WITH **ADJ. HUBS 18.1% AMOUNT/%	TOTAL SPENT WITH *OTHER HUBS 1.9% AMOUNT/%	BLACK	**ADJUSTED HUB GOAL 18.1% HISPANIC	WOMAN	*OTHER HUB GOAL 1.9% ASIAN PACIFIC	NATIVE AMERICAN
-----------	--------------------	---------------------------	---	--	-------	------------------------------------	-------	------------------------------------	-----------------

T
N
S
-TC

C

738-UNIVERSITY OF TEXAS AT DALLAS-Other Services Unadjusted Goal is 33.0%

FUND TYPE	TOTAL EXPENDITURES	TOTAL SPENT WITH NON-HUBS	TOTAL SPENT WITH **ADJ. HUBS 33.0% AMOUNT/%	ASIAN PACIFIC	**ADJUSTED HUB GOAL 33.0% BLACK	HISPANIC	NATIVE AMERICAN	WOMAN
-----------	--------------------	---------------------------	---	---------------	---------------------------------	----------	-----------------	-------

T
N
S
-TC

C

738-UNIVERSITY OF TEXAS AT DALLAS-Commodity Purchasing Unadjusted Goal is 12.6%

FUND TYPE	TOTAL EXPENDITURES	TOTAL SPENT WITH NON-HUBS	TOTAL SPENT WITH **ADJ. HUBS 11.5% AMOUNT/%	TOTAL SPENT WITH *OTHER HUBS 1.1% AMOUNT/%	BLACK	**ADJUSTED HUB GOAL 11.5% HISPANIC	WOMAN	*OTHER HUB GOAL 1.1% ASIAN PACIFIC	NATIVE AMERICAN
-----------	--------------------	---------------------------	---	--	-------	------------------------------------	-------	------------------------------------	-----------------

T
N
S
-TC

C

DB = DEBIT (NEGATIVE AMOUNT) * = OTHER HUBS ** = ADJUSTED HUBS *** = DOLLARS REPORTED BUT NOT SHOWN IN THESE COLUMNS. SEE COVER LETTER PARA. 4
T=TREASURY, N=NON-TREASURY, S=SUBCONTRACTOR FUNDS & PROCUREMENT CARD HUB PURCHASES, TC=TERM CONTRACT, C=CONSOLIDATED. SEE PAGE 4 OF HUB REPORT FOR FUND TYPE DESCRIPTION.

739-TX TECH UNIV HEALTH SCIENCES CENTER-Heavy Construction Unadjusted Goal is 11.9%

FUND TYPE	TOTAL EXPENDITURES	TOTAL SPENT WITH NON-HUBS AMOUNT/%	TOTAL SPENT WITH **ADJ. HUBS 6.6% AMOUNT/%	TOTAL SPENT WITH *OTHER HUBS 5.3% AMOUNT/%	ASIAN PACIFIC AMOUNT/%	**ADJUSTED HUB GOAL 6.6% BLACK AMOUNT/%	HISPANIC AMOUNT/%	NATIVE AMERICAN AMOUNT/%	*OTHER HUB GOAL 5.3% WOMAN AMOUNT/%
T	\$1,504	\$1,504/100 %							
N									
S									
-TC									
C	\$1,504	\$1,504/100 %							

739-TX TECH UNIV HEALTH SCIENCES CENTER-Building Construction Unadjusted Goal is 26.1%

FUND TYPE	TOTAL EXPENDITURES	TOTAL SPENT WITH NON-HUBS	TOTAL SPENT WITH **ADJ. HUBS 25.1% AMOUNT/%	TOTAL SPENT WITH *OTHER HUBS 1.0% AMOUNT/%	BLACK	**ADJUSTED HUB GOAL 25.1% HISPANIC	WOMAN	*OTHER HUB GOAL 1.0% ASIAN PACIFIC	NATIVE AMERICAN
T	\$425	\$425/100 %							
N	\$4,978	\$4,978/100 %							
S									
-TC									
C	\$5,403	\$5,403/100 %							

739-TX TECH UNIV HEALTH SCIENCES CENTER-Special Trade Unadjusted Goal is 57.2%

FUND TYPE	TOTAL EXPENDITURES	TOTAL SPENT WITH NON-HUBS	TOTAL SPENT WITH **ADJ. HUBS 47.0% AMOUNT/%	TOTAL SPENT WITH *OTHER HUBS 10.2% AMOUNT/%	BLACK	**ADJUSTED HUB GOAL 47.0% HISPANIC	ASIAN PACIFIC	*OTHER HUB GOAL 10.2% NATIVE AMERICAN	WOMAN
T	\$2,537,485	\$2,512,211/99.0%	\$25,025/.986%	\$248/.009%		\$25,025/.986%			\$248/.009%
N	\$1,393,840	\$1,174,190/84.2%	\$205,369/14.7%	\$14,280/1.02%		\$205,369/14.7%			\$14,280/1.02%
S									
-TC	\$45,778		\$45,778/100 %			\$45,778/100 %			
C	\$3,885,548	\$3,686,402/94.8%	\$184,616/4.75%	\$14,529/.373%		\$184,616/4.75%			\$14,529/.373%

739-TX TECH UNIV HEALTH SCIENCES CENTER-Professional Services Unadjusted Goal is 20.0%

FUND TYPE	TOTAL EXPENDITURES	TOTAL SPENT WITH NON-HUBS	TOTAL SPENT WITH **ADJ. HUBS 18.1% AMOUNT/%	TOTAL SPENT WITH *OTHER HUBS 1.9% AMOUNT/%	BLACK	**ADJUSTED HUB GOAL 18.1% HISPANIC	WOMAN	*OTHER HUB GOAL 1.9% ASIAN PACIFIC	NATIVE AMERICAN
T	\$92,358	\$92,358/100 %							
N	\$5,380,442	\$5,380,442/100 %							
S									
-TC									
C	\$5,472,800	\$5,472,800/100 %							

739-TX TECH UNIV HEALTH SCIENCES CENTER-Other Services Unadjusted Goal is 33.0%

FUND TYPE	TOTAL EXPENDITURES	TOTAL SPENT WITH NON-HUBS	TOTAL SPENT WITH **ADJ. HUBS 33.0% AMOUNT/%	ASIAN PACIFIC	**ADJUSTED HUB GOAL 33.0% BLACK	HISPANIC	NATIVE AMERICAN	WOMAN
T	\$804,178	\$799,785/99.4%	\$4,393/.546%					\$4,393/.546%
N	\$3,608,780	\$3,514,611/97.3%	\$94,169/2.60%	\$913/.025%	\$69/.001%	\$13,005/.360%		\$80,181/2.22%
S								
-TC								
C	\$4,412,959	\$4,314,396/97.7%	\$98,562/2.23%	\$913/.020%	\$69/.001%	\$13,005/.294%		\$84,574/1.91%

739-TX TECH UNIV HEALTH SCIENCES CENTER-Commodity Purchasing Unadjusted Goal is 12.6%

FUND TYPE	TOTAL EXPENDITURES	TOTAL SPENT WITH NON-HUBS	TOTAL SPENT WITH **ADJ. HUBS 11.5% AMOUNT/%	TOTAL SPENT WITH *OTHER HUBS 1.1% AMOUNT/%	BLACK	**ADJUSTED HUB GOAL 11.5% HISPANIC	WOMAN	*OTHER HUB GOAL 1.1% ASIAN PACIFIC	NATIVE AMERICAN
T	\$4,296,319	\$4,050,345/94.2%	\$145,921/3.39%	\$100,052/2.32%	\$624/.014%	\$104,466/2.43%	\$40,831/.950%	\$100,052/2.32%	
N	\$8,329,403	\$7,198,167/86.4%	\$1,114,022/13.3%	\$17,212/.206%		\$38,013/.456%	\$1,076,009/12.9%	\$17,212/.206%	
S	***	***	\$211,069/7.08%	\$9,295/.312%	\$2,733/.091%	\$49,620/1.66%	\$158,716/5.33%	\$9,295/.312%	
-TC	\$865,800		\$865,800/100 %				\$865,800/100 %		
C	\$11,759,923	\$11,248,513/95.6%	\$605,214/5.14%	\$126,560/1.07%	\$3,357/.028%	\$192,100/1.63%	\$409,756/3.48%	\$126,560/1.07%	

DB = DEBIT (NEGATIVE AMOUNT) * = OTHER HUBS ** = ADJUSTED HUBS *** = DOLLARS REPORTED BUT NOT SHOWN IN THESE COLUMNS. SEE COVER LETTER PARA. 4
T-TREASURY, N=NON-TREASURY, S=SUBCONTRACTOR FUNDS & PROCUREMENT CARD HUB PURCHASES, TC=TERM CONTRACT, C=CONSOLIDATED. SEE PAGE 4 OF HUB REPORT FOR FUND TYPE DESCRIPTION.

742-UNIV OF TEX OF THE PERMIAN BASIN-Heavy Construction Unadjusted Goal is 11.9%

FUND TYPE	TOTAL EXPENDITURES	TOTAL SPENT WITH NON-HUBS AMOUNT/%	TOTAL SPENT WITH		**ADJUSTED HUB GOAL 6.6%				*OTHER HUB GOAL 5.3% WOMAN AMOUNT/%
			**ADJ. HUBS 6.6% AMOUNT/%	*OTHER HUBS 5.3% AMOUNT/%	ASIAN PACIFIC AMOUNT/%	BLACK AMOUNT/%	HISPANIC AMOUNT/%	NATIVE AMERICAN AMOUNT/%	
T	\$49,058	\$49,058/100 %							
N									
S									
-TC									
C	\$49,058	\$49,058/100 %							

742-UNIV OF TEX OF THE PERMIAN BASIN-Building Construction Unadjusted Goal is 26.1%

FUND TYPE	TOTAL EXPENDITURES	TOTAL SPENT WITH NON-HUBS	TOTAL SPENT WITH		**ADJUSTED HUB GOAL 25.1%			*OTHER HUB GOAL 1.0%	
			**ADJ. HUBS 25.1%	*OTHER HUBS 1.0%	BLACK	HISPANIC	WOMAN	ASIAN PACIFIC	NATIVE AMERICAN
T	\$90,175	\$90,175/100 %							
N									
S									
-TC									
C									

742-UNIV OF TEX OF THE PERMIAN BASIN-Special Trade Unadjusted Goal is 57.2%

FUND TYPE	TOTAL EXPENDITURES	TOTAL SPENT WITH NON-HUBS	TOTAL SPENT WITH		**ADJUSTED HUB GOAL 47.0%		*OTHER HUB GOAL 10.2%		
			**ADJ. HUBS 47.0%	*OTHER HUBS 10.2%	BLACK	HISPANIC	ASIAN PACIFIC	NATIVE AMERICAN	WOMAN
T	\$90,175	\$90,175/100 %							
N	\$96,725	\$77,014/79.6%	\$19,711/20.3%		\$19,711/20.3%				
S									
-TC									
C	\$186,901	\$167,190/89.4%	\$19,711/10.5%		\$19,711/10.5%				

742-UNIV OF TEX OF THE PERMIAN BASIN-Professional Services Unadjusted Goal is 20.0%

FUND TYPE	TOTAL EXPENDITURES	TOTAL SPENT WITH NON-HUBS	TOTAL SPENT WITH		**ADJUSTED HUB GOAL 18.1%			*OTHER HUB GOAL 1.9%	
			**ADJ. HUBS 18.1%	*OTHER HUBS 1.9%	BLACK	HISPANIC	WOMAN	ASIAN PACIFIC	NATIVE AMERICAN
T	\$55,142	\$55,142/100 %							
N									
S									
-TC									
C	\$55,142	\$55,142/100 %							

742-UNIV OF TEX OF THE PERMIAN BASIN-Other Services Unadjusted Goal is 33.0%

FUND TYPE	TOTAL EXPENDITURES	TOTAL SPENT WITH NON-HUBS	TOTAL SPENT WITH		**ADJUSTED HUB GOAL 33.0%				
			**ADJ. HUBS 33.0%		ASIAN PACIFIC	BLACK	HISPANIC	NATIVE AMERICAN	WOMAN
T	\$203,073	\$202,908/99.9%	\$165/.081%						\$165/.081%
N	\$186,992	\$185,300/99.0%	\$1,692/.904%				\$142/.075%		\$1,550/.829%
S	***	***	\$233/.549%						\$233/.549%
-TC	\$2,588	\$2,588/100 %							
C	\$387,477	\$385,620/99.5%	\$2,090/.539%				\$142/.036%		\$1,948/.503%

742-UNIV OF TEX OF THE PERMIAN BASIN-Commodity Purchasing Unadjusted Goal is 12.6%

FUND TYPE	TOTAL EXPENDITURES	TOTAL SPENT WITH NON-HUBS	TOTAL SPENT WITH		**ADJUSTED HUB GOAL 11.5%			*OTHER HUB GOAL 1.1%	
			**ADJ. HUBS 11.5%	*OTHER HUBS 1.1%	BLACK	HISPANIC	WOMAN	ASIAN PACIFIC	NATIVE AMERICAN
T	\$372,898	\$280,852/75.3%	\$41,057/11.0%	\$50,988/13.6%	\$3,932/1.05%	\$37,124/9.95%		\$50,988/13.6%	
N	\$407,158	\$365,108/89.6%	\$42,010/10.3%	\$38/.009%	\$4,843/1.18%	\$37,167/9.12%		\$38/.009%	
S	***	***	\$8,497/4.22%			\$8,497/4.22%			
-TC	\$90,406	\$88,257/97.6%	\$1,502/1.66%	\$646/.715%	\$59/.065%	\$1,443/1.59%		\$646/.715%	
C	\$689,649	\$557,703/80.8%	\$90,062/13.0%	\$50,380/7.30%	\$8,716/1.26%	\$81,346/11.7%		\$50,380/7.30%	

DB = DEBIT (NEGATIVE AMOUNT) * = OTHER HUBS ** = ADJUSTED HUBS *** = DOLLARS REPORTED BUT NOT SHOWN IN THESE COLUMNS. SEE COVER LETTER PARA. 4
T=TREASURY, N=NON-TREASURY, S=SUBCONTRACTOR FUNDS & PROCUREMENT CARD HUB PURCHASES, TC=TERM CONTRACT, C=CONSOLIDATED. SEE PAGE 4 OF HUB REPORT FOR FUND TYPE DESCRIPTION.

743-UNIVERSITY OF TEXAS AT SAN ANTONIO-Heavy Construction Unadjusted Goal is 11.9%

FUND TYPE	TOTAL EXPENDITURES	TOTAL SPENT WITH NON-HUBS AMOUNT/%	TOTAL SPENT WITH **ADJ. HUBS 6.6% AMOUNT/%	TOTAL SPENT WITH *OTHER HUBS 5.3% AMOUNT/%	ASIAN PACIFIC AMOUNT/%	**ADJUSTED HUB GOAL 6.6% BLACK AMOUNT/%	HISPANIC AMOUNT/%	NATIVE AMERICAN AMOUNT/%	*OTHER HUB GOAL 5.3% WOMAN AMOUNT/%
T									
N									
S									
-TC									
C									

743-UNIVERSITY OF TEXAS AT SAN ANTONIO-Building Construction Unadjusted Goal is 26.1%

FUND TYPE	TOTAL EXPENDITURES	TOTAL SPENT WITH NON-HUBS	TOTAL SPENT WITH **ADJ. HUBS 25.1%	TOTAL SPENT WITH *OTHER HUBS 1.0%	BLACK	**ADJUSTED HUB GOAL 26.1% HISPANIC	WOMAN	*OTHER HUB GOAL 1.0% ASIAN PACIFIC	NATIVE AMERICAN
T									
N	\$53,958	\$21,042/38.9%	\$32,915/61.0%				\$32,915/61.0%		
S									
-TC									
C	\$53,958	\$21,042/38.9%	\$32,915/61.0%				\$32,915/61.0%		

743-UNIVERSITY OF TEXAS AT SAN ANTONIO-Special Trade Unadjusted Goal is 57.2%

FUND TYPE	TOTAL EXPENDITURES	TOTAL SPENT WITH NON-HUBS	TOTAL SPENT WITH **ADJ. HUBS 47.0%	TOTAL SPENT WITH *OTHER HUBS 10.2%	BLACK	**ADJUSTED HUB GOAL 47.0% HISPANIC	ASIAN PACIFIC	*OTHER HUB GOAL 10.2% NATIVE AMERICAN	WOMAN
T	\$6,543	\$5,033/76.9%	\$1,510/23.0%						\$1,510/23.0%
N	\$2,010,967	\$504,219/25.0%	\$140,382/6.98%	\$1,366,364/67.9%		\$140,382/6.98%			\$1,366,364/67.9%
S	***	***	\$180,329/14.5%			\$180,329/14.5%			
-TC	\$140,382		\$140,382/100%			\$140,382/100%			
C	\$1,877,127	\$509,253/27.1%	\$180,329/9.60%	\$1,367,874/72.8%		\$180,329/9.60%			\$1,367,874/72.8%

743-UNIVERSITY OF TEXAS AT SAN ANTONIO-Professional Services Unadjusted Goal is 20.0%

FUND TYPE	TOTAL EXPENDITURES	TOTAL SPENT WITH NON-HUBS	TOTAL SPENT WITH **ADJ. HUBS 18.1%	TOTAL SPENT WITH *OTHER HUBS 1.9%	BLACK	**ADJUSTED HUB GOAL 18.1% HISPANIC	WOMAN	*OTHER HUB GOAL 1.9% ASIAN PACIFIC	NATIVE AMERICAN
T									
N	\$12,041	\$12,041/100%							
S									
-TC									
C	\$12,041	\$12,041/100%							

743-UNIVERSITY OF TEXAS AT SAN ANTONIO-Other Services Unadjusted Goal is 33.0%

FUND TYPE	TOTAL EXPENDITURES	TOTAL SPENT WITH NON-HUBS	TOTAL SPENT WITH **ADJ. HUBS 33.0%	TOTAL SPENT WITH *OTHER HUBS 1.1%	ASIAN PACIFIC	**ADJUSTED HUB GOAL 33.0% BLACK	HISPANIC	NATIVE AMERICAN	WOMAN
T	\$247,842	\$238,690/96.3%	\$9,152/3.69%			\$523/.211%	\$8,358/3.37%		\$269/.108%
N	\$3,856,319	\$3,632,873/94.2%	\$223,445/5.79%		\$14,164/.367%	\$5,562/.144%	\$157,439/4.08%	\$14,500/.376%	\$31,778/.824%
S									
-TC	\$15,030	\$14,780/98.3%	\$250/1.66%						\$250/1.66%
C	\$4,089,132	\$3,856,783/94.3%	\$232,348/5.68%		\$14,164/.346%	\$6,086/.148%	\$165,798/4.05%	\$14,500/.354%	\$31,798/.777%

743-UNIVERSITY OF TEXAS AT SAN ANTONIO-Commodity Purchasing Unadjusted Goal is 12.6%

FUND TYPE	TOTAL EXPENDITURES	TOTAL SPENT WITH NON-HUBS	TOTAL SPENT WITH **ADJ. HUBS 11.5%	TOTAL SPENT WITH *OTHER HUBS 1.1%	BLACK	**ADJUSTED HUB GOAL 11.5% HISPANIC	WOMAN	*OTHER HUB GOAL 1.1% ASIAN PACIFIC	NATIVE AMERICAN
T	\$450,920	\$305,315/67.7%	\$141,696/31.4%	\$3,908/.866%	\$66,856/14.8%	\$60,063/13.3%	\$14,777/3.27%		\$3,908/.866%
N	\$6,577,026	\$5,643,306/85.8%	\$816,347/12.4%	\$117,371/1.78%	\$94,709/1.44%	\$479,875/7.29%	\$241,762/3.67%	\$117,371/1.78%	
S	***	***	\$72,094/14.8%		\$1,992/.411%	\$46,800/9.66%	\$23,301/4.81%		
-TC	\$218,017	\$210,650/96.6%	\$6,367/2.92%	\$999/.458%	\$295/.135%	\$5,348/2.45%	\$724/.332%		\$999/.458%
C	\$6,809,930	\$5,737,972/84.2%	\$1,023,770/15.0%	\$120,280/1.76%	\$163,263/2.39%	\$581,390/8.53%	\$279,116/4.09%		\$120,280/1.76%

DB = DEBIT (NEGATIVE AMOUNT) * = OTHER HUBS ** = ADJUSTED HUBS *** = DOLLARS REPORTED BUT NOT SHOWN IN THESE COLUMNS. SEE COVER LETTER PARA. 4
T=TREASURY, N=NON-TREASURY, S=SUBCONTRACTOR FUNDS & PROCUREMENT CARD HUB PURCHASES, TC=TERM CONTRACT, C=CONSOLIDATED. SEE PAGE 4 OF HUB REPORT FOR FUND TYPE DESCRIPTION.

FUND TYPE	TOTAL EXPENDITURES	TOTAL SPENT WITH NON-HUBS AMOUNT/%	744-UT HEALTH SCIENCE CENTER -		HOUSTON-Heavy Construction Unadjusted Goal is 11.9%				*OTHER HUB GOAL 5.3% WOMAN AMOUNT/%
			TOTAL SPENT WITH **ADJ. HUBS 6.6% AMOUNT/%	TOTAL SPENT WITH *OTHER HUBS 5.3% AMOUNT/%	ASIAN PACIFIC AMOUNT/%	**ADJUSTED HUB GOAL 6.6% BLACK AMOUNT/%	HISPANIC AMOUNT/%	NATIVE AMERICAN AMOUNT/%	

T									
N									
S									
-TC									
C									

FUND TYPE	TOTAL EXPENDITURES	TOTAL SPENT WITH NON-HUBS	744-UT HEALTH SCIENCE CENTER -		HOUSTON-Building Construction Unadjusted Goal is 26.1%			*OTHER HUB GOAL 1.0%	
			TOTAL SPENT WITH **ADJ. HUBS 25.1%	TOTAL SPENT WITH *OTHER HUBS 1.0%	BLACK	**ADJUSTED HUB GOAL 25.1% HISPANIC	WOMAN	ASIAN PACIFIC	NATIVE AMERICAN

T									
N									
S									
-TC									
C									

FUND TYPE	TOTAL EXPENDITURES	TOTAL SPENT WITH NON-HUBS	744-UT HEALTH SCIENCE CENTER -		HOUSTON-Special Trade Unadjusted Goal is 57.2%			
			TOTAL SPENT WITH **ADJ. HUBS 47.0%	TOTAL SPENT WITH *OTHER HUBS 10.2%	BLACK	**ADJUSTED HUB GOAL 47.0% HISPANIC	ASIAN PACIFIC	*OTHER HUB GOAL 10.2% NATIVE AMERICAN WOMAN

T									
N	\$2,536,454	\$2,196,010/86.5%	\$200,824/7.91%	\$139,620/5.50%	\$199,310/7.85%	\$1,514/.059%	\$139,620/5.50%	\$111,136/4.40%	
S	***	***	\$174,135/6.90%	\$150,347/5.96%	\$73,894/2.92%	\$100,241/3.97%	\$39,211/1.55%		
-TC									
C	\$2,536,454	\$2,196,010/86.5%	\$374,959/14.7%	\$289,967/11.4%	\$273,204/10.7%	\$101,755/4.01%	\$39,211/1.54%	\$250,756/9.88%	

FUND TYPE	TOTAL EXPENDITURES	TOTAL SPENT WITH NON-HUBS	744-UT HEALTH SCIENCE CENTER -		HOUSTON-Professional Services Unadjusted Goal is 20.0%			*OTHER HUB GOAL 1.9%	
			TOTAL SPENT WITH **ADJ. HUBS 18.1%	TOTAL SPENT WITH *OTHER HUBS 1.9%	BLACK	**ADJUSTED HUB GOAL 18.1% HISPANIC	WOMAN	ASIAN PACIFIC	NATIVE AMERICAN

T									
N	\$2,227,586	\$1,260,250/56.5%	\$376,228/16.8%	\$591,107/26.5%	\$4,046/.181%		\$372,181/16.7%	\$591,107/26.5%	
S									
-TC									
C	\$2,227,586	\$1,260,250/56.5%	\$376,228/16.8%	\$591,107/26.5%	\$4,046/.181%		\$372,181/16.7%	\$591,107/26.5%	

FUND TYPE	TOTAL EXPENDITURES	TOTAL SPENT WITH NON-HUBS	744-UT HEALTH SCIENCE CENTER -		HOUSTON-Other Services Unadjusted Goal is 33.0%				
			TOTAL SPENT WITH **ADJ. HUBS 33.0%	TOTAL SPENT WITH *OTHER HUBS 1.1%	ASIAN PACIFIC	BLACK	**ADJUSTED HUB GOAL 33.0% HISPANIC	NATIVE AMERICAN	WOMAN

T	\$66,094	\$66,094/100%							
N	\$13,475,363	\$11,800,808/87.5%	\$1,674,555/12.4%		\$46,944/.348%	\$1,020,179/7.57%	\$349,816/2.59%		\$257,615/1.91%
S									
-TC	\$81,810	\$81,810/100%							
C	\$13,459,646	\$11,785,091/87.5%	\$1,674,555/12.4%		\$46,944/.348%	\$1,020,179/7.57%	\$349,816/2.59%		\$257,615/1.91%

FUND TYPE	TOTAL EXPENDITURES	TOTAL SPENT WITH NON-HUBS	744-UT HEALTH SCIENCE CENTER -		HOUSTON-Commodity Purchasing Unadjusted Goal is 12.6%			
			TOTAL SPENT WITH **ADJ. HUBS 11.5%	TOTAL SPENT WITH *OTHER HUBS 1.1%	BLACK	**ADJUSTED HUB GOAL 11.5% HISPANIC	WOMAN	*OTHER HUB GOAL 1.1% ASIAN PACIFIC NATIVE AMERICAN

T	\$35,381			\$35,381/100%					\$35,381/100%
N	\$16,648,056	\$14,720,713/88.4%	\$1,238,218/7.43%	\$689,124/4.13%	\$786,540/4.72%	\$82,990/.498%	\$368,687/2.21%		\$689,124/4.13%
S	***	***	\$85,275/1.09%	\$19,534/.249%	\$46,042/.588%	\$14,585/.186%	\$24,646/.315%		\$19,534/.249%
-TC	\$615,572	\$600,862/97.6%	\$10,572/1.71%	\$4,137/.672%		\$2,975/.483%	\$7,596/1.23%		\$4,137/.672%
C	\$16,067,865	\$14,119,850/87.8%	\$1,312,921/8.17%	\$739,902/4.60%	\$832,583/5.18%	\$94,600/.588%	\$385,737/2.40%		\$739,902/4.60%

DB = DEBIT (NEGATIVE AMOUNT) * = OTHER HUBS ** = ADJUSTED HUBS *** = DOLLARS REPORTED BUT NOT SHOWN IN THESE COLUMNS. SEE COVER LETTER PARA. 4
T=TREASURY, N=NON-TREASURY, S=SUBCONTRACTOR FUNDS & PROCUREMENT CARD HUB PURCHASES, TC-TERM CONTRACT, C=CONSOLIDATED. SEE PAGE 4 OF HUB REPORT FOR FUND TYPE DESCRIPTION.

745-UT HEALTH SCIENCE CENTER-SAN ANTONIO-Heavy Construction Unadjusted Goal is 11.9%

FUND TYPE	TOTAL EXPENDITURES	TOTAL SPENT WITH NON-HUBS AMOUNT/%	TOTAL SPENT WITH **ADJ. HUBS 6.6% AMOUNT/%	TOTAL SPENT WITH *OTHER HUBS 5.3% AMOUNT/%	ASIAN PACIFIC AMOUNT/%	**ADJUSTED HUB GOAL 6.6% BLACK AMOUNT/%	HISPANIC AMOUNT/%	NATIVE AMERICAN AMOUNT/%	*OTHER HUB GOAL 5.3% WOMAN AMOUNT/%
T									
N	\$53		\$53/100 %		\$53/100 %				
S									
-TC									
C	\$53		\$53/100 %		\$53/100 %				

745-UT HEALTH SCIENCE CENTER-SAN ANTONIO-Building Construction Unadjusted Goal is 26.1%

FUND TYPE	TOTAL EXPENDITURES	TOTAL SPENT WITH NON-HUBS	TOTAL SPENT WITH **ADJ. HUBS 25.1% AMOUNT/%	TOTAL SPENT WITH *OTHER HUBS 1.0% AMOUNT/%	BLACK	**ADJUSTED HUB GOAL 25.1% HISPANIC	WOMAN	*OTHER HUB GOAL 1.0% ASIAN PACIFIC	NATIVE AMERICAN
T									
N									
S									
-TC									
C									

745-UT HEALTH SCIENCE CENTER-SAN ANTONIO-Special Trade Unadjusted Goal is 57.2%

FUND TYPE	TOTAL EXPENDITURES	TOTAL SPENT WITH NON-HUBS	TOTAL SPENT WITH **ADJ. HUBS 47.0% AMOUNT/%	TOTAL SPENT WITH *OTHER HUBS 10.2% AMOUNT/%	BLACK	**ADJUSTED HUB GOAL 47.0% HISPANIC	WOMAN	*OTHER HUB GOAL 10.2% ASIAN PACIFIC	NATIVE AMERICAN
T									
N	\$136,296	\$121,632/89.2%	\$7,357/5.39%	\$7,306/5.36%		\$7,357/5.39%			\$7,306/5.36%
S									
-TC									
C	\$136,296	\$121,632/89.2%	\$7,357/5.39%	\$7,306/5.36%		\$7,357/5.39%			\$7,306/5.36%

745-UT HEALTH SCIENCE CENTER-SAN ANTONIO-Professional Services Unadjusted Goal is 20.0%

FUND TYPE	TOTAL EXPENDITURES	TOTAL SPENT WITH NON-HUBS	TOTAL SPENT WITH **ADJ. HUBS 18.1% AMOUNT/%	TOTAL SPENT WITH *OTHER HUBS 1.9% AMOUNT/%	BLACK	**ADJUSTED HUB GOAL 18.1% HISPANIC	WOMAN	*OTHER HUB GOAL 1.9% ASIAN PACIFIC	NATIVE AMERICAN
T									
N	\$445,781	\$434,674/97.5%	\$11,107/2.49%			\$11,107/2.49%			
S									
-TC									
C	\$445,781	\$434,674/97.5%	\$11,107/2.49%			\$11,107/2.49%			

745-UT HEALTH SCIENCE CENTER-SAN ANTONIO-Other Services Unadjusted Goal is 33.0%

FUND TYPE	TOTAL EXPENDITURES	TOTAL SPENT WITH NON-HUBS	TOTAL SPENT WITH **ADJ. HUBS 33.0% AMOUNT/%	ASIAN PACIFIC	**ADJUSTED HUB GOAL 33.0% BLACK	HISPANIC	NATIVE AMERICAN	WOMAN
T	\$268,881	\$235,794/87.6%	\$33,086/12.3%			\$32,702/12.1%		\$384/.142%
N	\$3,470,613	\$3,396,916/97.8%	\$73,696/2.12%	\$8,954/.258%		\$53,730/1.54%		\$11,011/.317%
S								
-TC	\$41	\$41/100 %						
C	\$3,739,453	\$3,632,670/97.1%	\$106,783/2.85%	\$8,954/.239%		\$86,433/2.31%		\$11,395/.304%

745-UT HEALTH SCIENCE CENTER-SAN ANTONIO-Commodity Purchasing Unadjusted Goal is 12.6%

FUND TYPE	TOTAL EXPENDITURES	TOTAL SPENT WITH NON-HUBS	TOTAL SPENT WITH **ADJ. HUBS 11.5% AMOUNT/%	TOTAL SPENT WITH *OTHER HUBS 1.1% AMOUNT/%	BLACK	**ADJUSTED HUB GOAL 11.5% HISPANIC	WOMAN	*OTHER HUB GOAL 1.1% ASIAN PACIFIC	NATIVE AMERICAN
T	\$877,643	\$734,870/83.7%	\$116,818/13.3%	\$25,954/2.95%		\$41,127/4.68%	\$75,690/8.62%	\$25,954/2.95%	
N	\$15,309,827	\$12,810,211/83.6%	\$2,307,995/15.0%	\$191,621/1.25%	\$36,857/.240%	\$967,041/6.31%	\$1,304,096/8.51%	\$191,621/1.25%	
S									
-TC	\$45,504	\$45,381/99.7%		\$123/.270%					\$123/.270%
C	\$16,141,867	\$13,499,699/83.6%	\$2,424,814/15.0%	\$217,453/1.34%	\$36,857/.228%	\$1,008,169/6.24%	\$1,379,787/8.54%	\$217,453/1.34%	

DB = DEBIT (NEGATIVE AMOUNT) * = OTHER HUBS ** = ADJUSTED HUBS *** = DOLLARS REPORTED BUT NOT SHOWN IN THESE COLUMNS. SEE COVER LETTER PARA. 4
T-TREASURY, N=NON-TREASURY, S=SUBCONTRACTOR FUNDS & PROCUREMENT CARD HUB PURCHASES, TC-TERM CONTRACT, C=CONSOLIDATED. SEE PAGE 4 OF HUB REPORT FOR FUND TYPE DESCRIPTION.

747-UNIVERSITY OF TEXAS AT BROWNSVILLE-Heavy Construction Unadjusted Goal is 11.9%

FUND TYPE	TOTAL EXPENDITURES	TOTAL SPENT WITH NON-HUBS AMOUNT/%	TOTAL SPENT WITH **ADJ. HUBS 5.6% AMOUNT/%	TOTAL SPENT WITH *OTHER HUBS 5.3% AMOUNT/%	ASIAN PACIFIC AMOUNT/%	**ADJUSTED HUB GOAL 6.6% BLACK AMOUNT/%	HISPANIC AMOUNT/%	NATIVE AMERICAN AMOUNT/%	*OTHER HUB GOAL 5.3% WOMAN AMOUNT/%
T									
N									
S									
-TC									
C									

747-UNIVERSITY OF TEXAS AT BROWNSVILLE-Building Construction Unadjusted Goal is 26.1%

FUND TYPE	TOTAL EXPENDITURES	TOTAL SPENT WITH NON-HUBS	TOTAL SPENT WITH **ADJ. HUBS 25.1%	TOTAL SPENT WITH *OTHER HUBS 1.0%	BLACK	**ADJUSTED HUB GOAL 25.1% HISPANIC	WOMAN	*OTHER HUB GOAL 1.0% ASIAN PACIFIC	NATIVE AMERICAN
T									
N									
S									
-TC									
C									

747-UNIVERSITY OF TEXAS AT BROWNSVILLE-Special Trade Unadjusted Goal is 57.2%

FUND TYPE	TOTAL EXPENDITURES	TOTAL SPENT WITH NON-HUBS	TOTAL SPENT WITH **ADJ. HUBS 57.0%	TOTAL SPENT WITH *OTHER HUBS 10.2%	BLACK	**ADJUSTED HUB GOAL 47.0% HISPANIC	ASIAN PACIFIC	NATIVE AMERICAN	WOMAN
T									
N	\$14,180	\$8,781/61.9%		\$5,399/38.0%					\$5,399/38.0%
S									
-TC									
C	\$14,180	\$8,781/61.9%		\$5,399/38.0%					\$5,399/38.0%

747-UNIVERSITY OF TEXAS AT BROWNSVILLE-Professional Services Unadjusted Goal is 20.0%

FUND TYPE	TOTAL EXPENDITURES	TOTAL SPENT WITH NON-HUBS	TOTAL SPENT WITH **ADJ. HUBS 18.1%	TOTAL SPENT WITH *OTHER HUBS 1.8%	BLACK	**ADJUSTED HUB GOAL 18.1% HISPANIC	WOMAN	*OTHER HUB GOAL 1.9% ASIAN PACIFIC	NATIVE AMERICAN
T									
N	\$2,706	\$2,706/100%							
S									
-TC									
C	\$2,706	\$2,706/100%							

747-UNIVERSITY OF TEXAS AT BROWNSVILLE-Other Services Unadjusted Goal is 33.0%

FUND TYPE	TOTAL EXPENDITURES	TOTAL SPENT WITH NON-HUBS	TOTAL SPENT WITH **ADJ. HUBS 33.0%	ASIAN PACIFIC	BLACK	**ADJUSTED HUB GOAL 33.0% HISPANIC	NATIVE AMERICAN	WOMAN
T	\$10,039	\$10,039/100%						
N	\$728,798	\$501,511/68.8%	\$227,287/31.1%	\$1,800/.247%	\$75/.010%	\$218,512/29.9%		\$6,899/.946%
S								
-TC	\$15,980	\$15,980/100%						
C	\$722,858	\$495,970/68.5%	\$227,287/31.4%	\$1,800/.249%	\$75/.010%	\$218,512/30.2%		\$6,899/.954%

747-UNIVERSITY OF TEXAS AT BROWNSVILLE-Commodity Purchasing Unadjusted Goal is 12.6%

FUND TYPE	TOTAL EXPENDITURES	TOTAL SPENT WITH NON-HUBS	TOTAL SPENT WITH **ADJ. HUBS 11.5%	TOTAL SPENT WITH *OTHER HUBS 1.1%	BLACK	**ADJUSTED HUB GOAL 11.5% HISPANIC	WOMAN	*OTHER HUB GOAL 1.1% ASIAN PACIFIC	NATIVE AMERICAN
T	\$519			\$519/100%					\$519/100%
N	\$1,168,988	\$814,989/69.7%	\$324,392/27.7%	\$29,606/2.53%	\$55,896/4.78%	\$65,512/5.60%	\$202,983/17.3%		\$29,606/2.53%
S									
-TC	\$143,879	\$141,448/98.3%	\$2,431/1.69%				\$2,431/1.69%		
C	\$1,025,628	\$673,541/65.6%	\$321,960/31.3%	\$30,126/2.93%	\$55,896/5.44%	\$65,512/6.38%	\$200,551/19.5%		\$30,126/2.93%

DB = DEBIT (NEGATIVE AMOUNT) * = OTHER HUBS ** = ADJUSTED HUBS *** = DOLLARS REPORTED BUT NOT SHOWN IN THESE COLUMNS. SEE COVER LETTER PARA. 4
T=TREASURY, N=NON-TREASURY, S=SUBCONTRACTOR FUNDS & PROCUREMENT CARD HUB PURCHASES, TC-TERM CONTRACT, C-CONSOLIDATED. SEE PAGE 4 OF HUB REPORT FOR FUND TYPE DESCRIPTION.

FUND TYPE	TOTAL EXPENDITURES	TOTAL SPENT WITH NON-HUBS AMOUNT/%	748-BAYLOR COLLEGE OF DENTISTRY(SEE 709)-Heavy Construction Unadjusted Goal is 11.9%		**ADJUSTED HUB GOAL 6.6%				*OTHER HUB GOAL 5.3% WOMAN AMOUNT/%
			TOTAL SPENT WITH **ADJ. HUBS 6.6% AMOUNT/%	TOTAL SPENT WITH *OTHER HUBS 6.3% AMOUNT/%	ASIAN PACIFIC AMOUNT/%	BLACK AMOUNT/%	HISPANIC AMOUNT/%	NATIVE AMERICAN AMOUNT/%	

T
N
S
-TC

C

FUND TYPE	TOTAL EXPENDITURES	TOTAL SPENT WITH NON-HUBS	748-BAYLOR COLLEGE OF DENTISTRY(SEE 709)-Building Construction Unadjusted Goal is 26.1%		**ADJUSTED HUB GOAL 25.1%			*OTHER HUB GOAL 1.0%	
			TOTAL SPENT WITH **ADJ. HUBS 25.1%	TOTAL SPENT WITH *OTHER HUBS 1.0%	BLACK	HISPANIC	WOMAN	ASIAN PACIFIC	NATIVE AMERICAN

T
N
S
-TC

C

FUND TYPE	TOTAL EXPENDITURES	TOTAL SPENT WITH NON-HUBS	748-BAYLOR COLLEGE OF DENTISTRY(SEE 709)-Special Trade Unadjusted Goal is 57.2%		**ADJUSTED HUB GOAL 47.0%			*OTHER HUB GOAL 10.2%		
			TOTAL SPENT WITH **ADJ. HUBS 47.0%	TOTAL SPENT WITH *OTHER HUBS 10.2%	BLACK	HISPANIC	WOMAN	ASIAN PACIFIC	NATIVE AMERICAN	WOMAN

T
N
S
-TC

C

FUND TYPE	TOTAL EXPENDITURES	TOTAL SPENT WITH NON-HUBS	748-BAYLOR COLLEGE OF DENTISTRY(SEE 709)-Professional Services Unadjusted Goal is 20.0%		**ADJUSTED HUB GOAL 18.1%			*OTHER HUB GOAL 1.9%	
			TOTAL SPENT WITH **ADJ. HUBS 18.1%	TOTAL SPENT WITH *OTHER HUBS 1.9%	BLACK	HISPANIC	WOMAN	ASIAN PACIFIC	NATIVE AMERICAN

T
N
S
-TC

C

FUND TYPE	TOTAL EXPENDITURES	TOTAL SPENT WITH NON-HUBS	748-BAYLOR COLLEGE OF DENTISTRY(SEE 709)-Other Services Unadjusted Goal is 33.0%		**ADJUSTED HUB GOAL 33.0%				
			TOTAL SPENT WITH **ADJ. HUBS 33.0%	ASIAN PACIFIC	BLACK	HISPANIC	NATIVE AMERICAN	WOMAN	

T
N
S
-TC

C

FUND TYPE	TOTAL EXPENDITURES	TOTAL SPENT WITH NON-HUBS	748-BAYLOR COLLEGE OF DENTISTRY(SEE 709)-Commodity Purchasing Unadjusted Goal is 12.6%		**ADJUSTED HUB GOAL 11.5%			*OTHER HUB GOAL 1.1%	
			TOTAL SPENT WITH **ADJ. HUBS 11.5%	TOTAL SPENT WITH *OTHER HUBS 1.1%	BLACK	HISPANIC	WOMAN	ASIAN PACIFIC	NATIVE AMERICAN

T
N
S
-TC

C

\$766 \$766/100 %
\$766 \$766/100 %

DB = DEBIT (NEGATIVE AMOUNT) * = OTHER HUBS ** = ADJUSTED HUBS *** = DOLLARS REPORTED BUT NOT SHOWN IN THESE COLUMNS. SEE COVER LETTER PARA. 4
T-TREASURY, N=NON-TREASURY, S=SUBCONTRACTOR FUNDS & PROCUREMENT CARD HUB PURCHASES, TC=TERM CONTRACT, C=CONSOLIDATED. SEE PAGE 4 OF HUB REPORT FOR FUND TYPE DESCRIPTION.

750-UNIVERSITY OF TEXAS AT TYLER-Heavy Construction Unadjusted Goal is 11.9%

FUND TYPE	TOTAL EXPENDITURES	TOTAL SPENT WITH NON-HUBS AMOUNT/%	TOTAL SPENT WITH **ADJ. HUBS 5.6% AMOUNT/%	TOTAL SPENT WITH *OTHER HUBS 5.3% AMOUNT/%	ASIAN PACIFIC AMOUNT/%	**ADJUSTED HUB GOAL 6.6% BLACK AMOUNT/%	HISPANIC AMOUNT/%	NATIVE AMERICAN AMOUNT/%	*OTHER HUB GOAL 5.3% WOMAN AMOUNT/%
T	\$6,070	\$6,070/100 %							
N	\$570,774	\$570,774/100 %							
S									
-TC									
C	\$576,844	\$576,844/100 %							

750-UNIVERSITY OF TEXAS AT TYLER-Building Construction Unadjusted Goal is 26.1%

FUND TYPE	TOTAL EXPENDITURES	TOTAL SPENT WITH NON-HUBS	TOTAL SPENT WITH **ADJ. HUBS 25.1% AMOUNT/%	TOTAL SPENT WITH *OTHER HUBS 1.0% AMOUNT/%	BLACK	**ADJUSTED HUB GOAL 25.1% HISPANIC	WOMAN	*OTHER HUB GOAL 1.0% ASIAN PACIFIC	NATIVE AMERICAN
T	\$18,200	\$18,200/100 %							
N	\$18,200	\$18,200/100 %							
S									
-TC									
C	\$18,200	\$18,200/100 %							

750-UNIVERSITY OF TEXAS AT TYLER-Special Trade Unadjusted Goal is 57.2%

FUND TYPE	TOTAL EXPENDITURES	TOTAL SPENT WITH NON-HUBS	TOTAL SPENT WITH **ADJ. HUBS 47.0% AMOUNT/%	TOTAL SPENT WITH *OTHER HUBS 10.2% AMOUNT/%	BLACK	**ADJUSTED HUB GOAL 47.0% HISPANIC	ASIAN PACIFIC	*OTHER HUB GOAL 10.2% NATIVE AMERICAN	WOMAN
T	\$104,966	\$104,966/100 %							
N	\$301,715	\$301,715/100 %							
S									
-TC									
C	\$406,681	\$406,681/100 %							

750-UNIVERSITY OF TEXAS AT TYLER-Professional Services Unadjusted Goal is 20.0%

FUND TYPE	TOTAL EXPENDITURES	TOTAL SPENT WITH NON-HUBS	TOTAL SPENT WITH **ADJ. HUBS 18.1% AMOUNT/%	TOTAL SPENT WITH *OTHER HUBS 1.8% AMOUNT/%	BLACK	**ADJUSTED HUB GOAL 18.1% HISPANIC	WOMAN	*OTHER HUB GOAL 1.8% ASIAN PACIFIC	NATIVE AMERICAN
T	\$29,220	\$29,220/100 %							
N	\$29,220	\$29,220/100 %							
S									
-TC									
C	\$29,220	\$29,220/100 %							

750-UNIVERSITY OF TEXAS AT TYLER-Other Services Unadjusted Goal is 33.0%

FUND TYPE	TOTAL EXPENDITURES	TOTAL SPENT WITH NON-HUBS	TOTAL SPENT WITH **ADJ. HUBS 33.0% AMOUNT/%	ASIAN PACIFIC	**ADJUSTED HUB GOAL 33.0% BLACK	HISPANIC	NATIVE AMERICAN	WOMAN
T	\$387,977	\$380,037/97.9 %	\$7,939/2.04 %			\$1,265/.326 %		\$6,674/1.72 %
N	\$711,090	\$710,277/99.8 %	\$812/.114 %		\$90/.012 %			\$722/.101 %
S								
-TC	\$4,797	\$4,797/100 %						
C	\$1,094,270	\$1,085,518/99.2 %	\$8,752/.799 %		\$90/.008 %	\$1,265/.115 %		\$7,397/.676 %

750-UNIVERSITY OF TEXAS AT TYLER-Commodity Purchasing Unadjusted Goal is 12.6%

FUND TYPE	TOTAL EXPENDITURES	TOTAL SPENT WITH NON-HUBS	TOTAL SPENT WITH **ADJ. HUBS 11.5% AMOUNT/%	TOTAL SPENT WITH *OTHER HUBS 1.1% AMOUNT/%	BLACK	**ADJUSTED HUB GOAL 11.5% HISPANIC	WOMAN	*OTHER HUB GOAL 1.1% ASIAN PACIFIC	NATIVE AMERICAN
T	\$499,740	\$374,402/74.9 %	\$114,017/22.8 %	\$11,320/2.26 %	\$173/.034 %	\$11,439/2.28 %	\$102,405/20.4 %	\$11,320/2.26 %	
N	\$1,056,026	\$773,918/73.2 %	\$278,008/26.3 %	\$4,099/.388 %	\$10,187/.964 %	\$29,078/2.75 %	\$238,742/22.6 %	\$4,099/.388 %	
S									
-TC	\$9,272	\$9,067/97.7 %		\$204/2.20 %				\$204/2.20 %	
C	\$1,546,494	\$1,139,253/73.6 %	\$392,026/25.3 %	\$15,214/.983 %	\$10,360/.669 %	\$40,517/2.62 %	\$341,147/22.0 %	\$15,214/.983 %	

DB = DEBIT (NEGATIVE AMOUNT) * = OTHER HUBS ** = ADJUSTED HUBS *** = DOLLARS REPORTED BUT NOT SHOWN IN THESE COLUMNS. SEE COVER LETTER PARA. 4
T=TREASURY, N=NON-TREASURY, S=SUBCONTRACTOR FUNDS & PROCUREMENT CARD HUB PURCHASES, TC=TERM CONTRACT, C=CONSOLIDATED. SEE PAGE 4 OF HUB REPORT FOR FUND TYPE DESCRIPTION.

751-TEXAS A & M UNIVERSITY - COMMERCE-Heavy Construction Unadjusted Goal is 11.9%

FUND TYPE	TOTAL EXPENDITURES	TOTAL SPENT WITH NON-HUBS AMOUNT/%	TOTAL SPENT WITH **ADJ. HUBS 8.6% AMOUNT/%	TOTAL SPENT WITH *OTHER HUBS 5.3% AMOUNT/%	ASIAN PACIFIC AMOUNT/%	**ADJUSTED HUB GOAL 6.6% BLACK AMOUNT/%	HISPANIC AMOUNT/%	NATIVE AMERICAN AMOUNT/%	*OTHER HUB GOAL 5.3% WOMAN AMOUNT/%
T									
N									
S									
-TC									
C									

751-TEXAS A & M UNIVERSITY - COMMERCE-Building Construction Unadjusted Goal is 26.1%

FUND TYPE	TOTAL EXPENDITURES	TOTAL SPENT WITH NON-HUBS	TOTAL SPENT WITH **ADJ. HUBS 25.1%	TOTAL SPENT WITH *OTHER HUBS 1.0%	BLACK	**ADJUSTED HUB GOAL 25.1% HISPANIC	WOMAN	*OTHER HUB GOAL 1.0% ASIAN PACIFIC	NATIVE AMERICAN
T	\$30,977	\$30,977/100 %							
N	\$570,776	\$570,776/100 %							
S									
-TC									
C	\$601,753	\$601,753/100 %							

751-TEXAS A & M UNIVERSITY - COMMERCE-Special Trade Unadjusted Goal is 57.2%

FUND TYPE	TOTAL EXPENDITURES	TOTAL SPENT WITH NON-HUBS	TOTAL SPENT WITH **ADJ. HUBS 47.0%	TOTAL SPENT WITH *OTHER HUBS 10.2%	BLACK	**ADJUSTED HUB GOAL 47.0% HISPANIC	WOMAN	*OTHER HUB GOAL 10.2% ASIAN PACIFIC	NATIVE AMERICAN
T	\$103,988	\$91,448/87.9%		\$12,540/12.0%					
N	\$39,082	\$39,082/100 %							
S									
-TC									
C	\$143,070	\$130,530/91.2%		\$12,540/8.76%					\$12,540/8.76%

751-TEXAS A & M UNIVERSITY - COMMERCE-Professional Services Unadjusted Goal is 20.0%

FUND TYPE	TOTAL EXPENDITURES	TOTAL SPENT WITH NON-HUBS	TOTAL SPENT WITH **ADJ. HUBS 18.1%	TOTAL SPENT WITH *OTHER HUBS 1.9%	BLACK	**ADJUSTED HUB GOAL 18.1% HISPANIC	WOMAN	*OTHER HUB GOAL 1.9% ASIAN PACIFIC	NATIVE AMERICAN
T	\$623	\$623/100 %							
N	\$15,581	\$15,581/100 %							
S									
-TC									
C	\$16,205	\$16,205/100 %							

751-TEXAS A & M UNIVERSITY - COMMERCE-Other Services Unadjusted Goal is 33.0%

FUND TYPE	TOTAL EXPENDITURES	TOTAL SPENT WITH NON-HUBS	TOTAL SPENT WITH **ADJ. HUBS 33.0%	ASIAN PACIFIC	**ADJUSTED HUB GOAL 33.0% BLACK	HISPANIC	NATIVE AMERICAN	WOMAN
T	\$232,264	\$231,001/99.4%	\$1,263/.543%			\$1,263/.543%		
N	\$759,131	\$758,999/99.9%	\$132/.017%					\$132/.017%
S								
-TC	\$8,457	\$8,457/100 %						
C	\$982,938	\$981,543/99.8%	\$1,395/.141%			\$1,263/.128%		\$132/.013%

751-TEXAS A & M UNIVERSITY - COMMERCE-Commodity Purchasing Unadjusted Goal is 12.6%

FUND TYPE	TOTAL EXPENDITURES	TOTAL SPENT WITH NON-HUBS	TOTAL SPENT WITH **ADJ. HUBS 11.5%	TOTAL SPENT WITH *OTHER HUBS 1.1%	BLACK	**ADJUSTED HUB GOAL 11.5% HISPANIC	WOMAN	*OTHER HUB GOAL 1.1% ASIAN PACIFIC	NATIVE AMERICAN
T	\$1,657,254	\$1,254,336/75.6%	\$332,346/20.0%	\$70,571/4.25%	\$14,872/.897%	\$63,815/3.85%	\$253,659/15.3%	\$69,893/4.21%	\$678/.040%
N	\$1,561,286	\$1,489,400/95.3%	\$71,801/4.59%	\$85/.005%	\$130/.008%	\$29,813/1.90%	\$41,857/2.68%	\$85/.005%	
S									
-TC	\$34,992	\$34,703/99.1%	\$150/.428%	\$138/.396%		\$31/.088%	\$119/.340%	\$138/.396%	
C	\$3,183,548	\$2,709,033/85.0%	\$403,997/12.6%	\$70,517/2.21%	\$15,002/.471%	\$93,597/2.94%	\$295,397/9.27%	\$69,839/2.19%	\$678/.021%

DB = DEBIT (NEGATIVE AMOUNT) * = OTHER HUBS ** = ADJUSTED HUBS *** = DOLLARS REPORTED BUT NOT SHOWN IN THESE COLUMNS. SEE COVER LETTER PARA. 4
T=TREASURY, N=NON-TREASURY, S=SUBCONTRACTOR FUNDS & PROCUREMENT CARD HUB PURCHASES, TC=TERM CONTRACT, C=CONSOLIDATED. SEE PAGE 4 OF HUB REPORT FOR FUND TYPE DESCRIPTION.

752-UNIVERSITY OF NORTH TEXAS-Heavy Construction Unadjusted Goal is 11.9%

FUND TYPE	TOTAL EXPENDITURES	TOTAL SPENT WITH NON-HUBS AMOUNT/%	TOTAL SPENT WITH **ADJ. HUBS 6.6% AMOUNT/%	TOTAL SPENT WITH *OTHER HUBS 5.3% AMOUNT/%	**ADJUSTED HUB GOAL 6.6%				*OTHER HUB GOAL 5.3% WOMAN AMOUNT/%
					ASIAN PACIFIC AMOUNT/%	BLACK AMOUNT/%	HISPANIC AMOUNT/%	NATIVE AMERICAN AMOUNT/%	

T									
N									
S									
-TC									
C									

752-UNIVERSITY OF NORTH TEXAS-Building Construction Unadjusted Goal is 26.1%

FUND TYPE	TOTAL EXPENDITURES	TOTAL SPENT WITH NON-HUBS	TOTAL SPENT WITH **ADJ. HUBS 25.1% AMOUNT/%	TOTAL SPENT WITH *OTHER HUBS 1.0% AMOUNT/%	**ADJUSTED HUB GOAL 25.1%			*OTHER HUB GOAL 1.0%	
					BLACK	HISPANIC	WOMAN	ASIAN PACIFIC	NATIVE AMERICAN

T	\$20,759	\$2,781/13.3%	\$17,978/86.6%					\$17,978/86.6%	
N	\$765,893	\$520,542/67.9%	\$245,350/32.0%					\$245,350/32.0%	
S									
-TC									
C	\$786,652	\$523,324/66.5%	\$263,328/33.4%					\$263,328/33.4%	

752-UNIVERSITY OF NORTH TEXAS-Special Trade Unadjusted Goal is 57.2%

FUND TYPE	TOTAL EXPENDITURES	TOTAL SPENT WITH NON-HUBS	TOTAL SPENT WITH **ADJ. HUBS 47.0% AMOUNT/%	TOTAL SPENT WITH *OTHER HUBS 10.2% AMOUNT/%	**ADJUSTED HUB GOAL 47.0%			*OTHER HUB GOAL 10.2%		
					BLACK	HISPANIC	WOMAN	ASIAN PACIFIC	NATIVE AMERICAN	WOMAN

T	\$321,304	\$231,745/72.1%	\$8,977/2.79%	\$80,581/25.0%		\$8,977/2.79%		\$66,917/20.8%		\$13,663/4.25%
N	\$4,569,234	\$4,478,835/98.0%	\$3,636/.079%	\$86,762/1.89%		\$3,636/.079%		\$66,917/1.46%	\$3,699/.081%	\$16,145/.353%
S	***	***	\$108,276/3.14%			\$108,276/3.14%				
-TC	\$4,401		\$4,401/100%			\$4,401/100%				
C	\$4,886,136	\$4,710,581/96.4%	\$116,488/2.38%	\$167,343/3.42%		\$116,488/2.38%		\$133,835/2.73%	\$3,699/.075%	\$29,808/.610%

752-UNIVERSITY OF NORTH TEXAS-Professional Services Unadjusted Goal is 20.0%

FUND TYPE	TOTAL EXPENDITURES	TOTAL SPENT WITH NON-HUBS	TOTAL SPENT WITH **ADJ. HUBS 18.1% AMOUNT/%	TOTAL SPENT WITH *OTHER HUBS 1.8% AMOUNT/%	**ADJUSTED HUB GOAL 18.1%			*OTHER HUB GOAL 1.8%	
					BLACK	HISPANIC	WOMAN	ASIAN PACIFIC	NATIVE AMERICAN

T	\$17,585DB	\$17,585DB							
N	\$644,946	\$642,201/99.5%	\$2,745/.425%					\$2,745/.425%	
S									
-TC									
C	\$627,361	\$624,616/99.5%	\$2,745/.437%					\$2,745/.437%	

752-UNIVERSITY OF NORTH TEXAS-Other Services Unadjusted Goal is 33.0%

FUND TYPE	TOTAL EXPENDITURES	TOTAL SPENT WITH NON-HUBS	TOTAL SPENT WITH **ADJ. HUBS 33.0% AMOUNT/%	**ADJUSTED HUB GOAL 33.0%				
				ASIAN PACIFIC	BLACK	HISPANIC	NATIVE AMERICAN	WOMAN

T	\$755,037	\$719,274/95.2%	\$35,762/4.73%		\$2,172/.287%	\$3,762/.498%			\$29,827/3.95%
N	\$3,525,739	\$3,370,680/95.6%	\$155,058/4.39%		\$4,137/.117%	\$389/.011%	\$28,361/.804%		\$122,170/3.46%
S									
-TC	\$5,093	\$2,442/47.9%	\$2,651/52.0%					\$2,651/52.0%	
C	\$4,275,683	\$4,087,513/95.5%	\$188,169/4.40%		\$6,310/.147%	\$1,500/.035%	\$28,361/.663%		\$151,997/3.55%

752-UNIVERSITY OF NORTH TEXAS-Commodity Purchasing Unadjusted Goal is 12.6%

FUND TYPE	TOTAL EXPENDITURES	TOTAL SPENT WITH NON-HUBS	TOTAL SPENT WITH **ADJ. HUBS 11.5% AMOUNT/%	TOTAL SPENT WITH *OTHER HUBS 1.1% AMOUNT/%	**ADJUSTED HUB GOAL 11.5%			*OTHER HUB GOAL 1.1%	
					BLACK	HISPANIC	WOMAN	ASIAN PACIFIC	NATIVE AMERICAN

T	\$3,111,855	\$2,147,967/69.0%	\$668,614/21.4%	\$295,273/9.48%	\$12,720/.408%	\$102,971/3.30%	\$552,922/17.7%	\$294,124/9.45%	\$1,149/.036%
N	\$8,359,708	\$7,278,825/87.0%	\$861,171/10.3%	\$219,710/2.62%	\$33,501/.400%	\$101,620/1.21%	\$726,049/8.68%	\$219,439/2.62%	\$271/.003%
S									
-TC	\$463,810	\$441,860/95.2%	\$20,390/4.39%	\$1,559/.336%		\$1,949/.420%	\$18,440/3.97%	\$531/.114%	\$1,028/.221%
C	\$11,007,753	\$8,984,932/81.6%	\$1,509,395/13.7%	\$513,424/4.66%	\$46,222/.419%	\$202,642/1.84%	\$1,260,531/11.4%	\$513,032/4.66%	\$392/.003%

DB = DEBIT (NEGATIVE AMOUNT) * = OTHER HUBS ** = ADJUSTED HUBS *** = DOLLARS REPORTED BUT NOT SHOWN IN THESE COLUMNS. SEE COVER LETTER PARA. 4
T-TREASURY, N-NON-TREASURY, S-SUBCONTRACTOR FUNDS & PROCUREMENT CARD HUB PURCHASES, TC-TERM CONTRACT, C-CONSOLIDATED. SEE PAGE 4 OF HUB REPORT FOR FUND TYPE DESCRIPTION.

753-SAM HOUSTON STATE UNIVERSITY-Heavy Construction Unadjusted Goal is 11.9%

FUND TYPE	TOTAL EXPENDITURES	TOTAL SPENT WITH NON-HUBS AMOUNT/%	TOTAL SPENT WITH **ADJ. HUBS 6.6% AMOUNT/%	TOTAL SPENT WITH *OTHER HUBS 5.3% AMOUNT/%	ASIAN PACIFIC AMOUNT/%	**ADJUSTED HUB GOAL 6.6% BLACK AMOUNT/%	HISPANIC AMOUNT/%	NATIVE AMERICAN AMOUNT/%	*OTHER HUB GOAL 5.3% WOMAN AMOUNT/%
T									
N									
S									
-TC									
C									

753-SAM HOUSTON STATE UNIVERSITY-Building Construction Unadjusted Goal is 26.1%

FUND TYPE	TOTAL EXPENDITURES	TOTAL SPENT WITH NON-HUBS	TOTAL SPENT WITH **ADJ. HUBS 25.1%	TOTAL SPENT WITH *OTHER HUBS 1.0%	BLACK	**ADJUSTED HUB GOAL 25.1% HISPANIC	WOMAN	*OTHER HUB GOAL 1.0% ASIAN PACIFIC	NATIVE AMERICAN
T	\$385,842	\$356,189/92.3%	\$29,653/7.68%				\$29,653/7.68%		
N									
S	***	***							
-TC									
C	\$385,842	\$356,189/92.3%	\$29,653/7.68%				\$29,653/7.68%		

753-SAM HOUSTON STATE UNIVERSITY-Special Trade Unadjusted Goal is 57.2%

FUND TYPE	TOTAL EXPENDITURES	TOTAL SPENT WITH NON-HUBS	TOTAL SPENT WITH **ADJ. HUBS 47.0%	TOTAL SPENT WITH *OTHER HUBS 10.2%	BLACK	**ADJUSTED HUB GOAL 47.0% HISPANIC	WOMAN	*OTHER HUB GOAL 10.2% ASIAN PACIFIC	NATIVE AMERICAN
T	\$1,599,606	\$1,510,568/94.4%	\$36,191/2.26%	\$52,846/3.30%		\$36,191/2.26%			\$52,846/3.30%
N									
S	***	***							
-TC	\$14,111		\$14,111/100%			\$14,111/100%			
C	\$1,585,494	\$1,510,568/95.2%	\$22,079/1.39%	\$52,846/3.33%		\$22,079/1.39%			\$52,846/3.33%

753-SAM HOUSTON STATE UNIVERSITY-Professional Services Unadjusted Goal is 20.0%

FUND TYPE	TOTAL EXPENDITURES	TOTAL SPENT WITH NON-HUBS	TOTAL SPENT WITH **ADJ. HUBS 18.1%	TOTAL SPENT WITH *OTHER HUBS 1.9%	BLACK	**ADJUSTED HUB GOAL 18.1% HISPANIC	WOMAN	*OTHER HUB GOAL 1.9% ASIAN PACIFIC	NATIVE AMERICAN
T	\$23,727	\$14,727/62.0%	\$9,000/37.9%						\$9,000/37.9%
N									
S									
-TC									
C	\$23,727	\$14,727/62.0%	\$9,000/37.9%						\$9,000/37.9%

753-SAM HOUSTON STATE UNIVERSITY-Other Services Unadjusted Goal is 33.0%

FUND TYPE	TOTAL EXPENDITURES	TOTAL SPENT WITH NON-HUBS	TOTAL SPENT WITH **ADJ. HUBS 33.0%	ASIAN PACIFIC	BLACK	**ADJUSTED HUB GOAL 33.0% HISPANIC	NATIVE AMERICAN	WOMAN
T	\$486,586	\$466,866/95.9%	\$19,720/4.05%	\$10,513/2.16%	\$822/.169%			\$8,384/1.72%
N								
S								
-TC	\$5,466	\$4,678/85.5%	\$788/14.4%					\$788/14.4%
C	\$481,119	\$462,187/96.0%	\$18,932/3.93%	\$10,513/2.18%	\$822/.171%			\$7,595/1.57%

753-SAM HOUSTON STATE UNIVERSITY-Commodity Purchasing Unadjusted Goal is 12.6%

FUND TYPE	TOTAL EXPENDITURES	TOTAL SPENT WITH NON-HUBS	TOTAL SPENT WITH **ADJ. HUBS 11.5%	TOTAL SPENT WITH *OTHER HUBS 1.1%	BLACK	**ADJUSTED HUB GOAL 11.5% HISPANIC	WOMAN	*OTHER HUB GOAL 1.1% ASIAN PACIFIC	NATIVE AMERICAN
T	\$2,272,957	\$1,529,712/67.3%	\$411,114/18.0%	\$332,130/14.6%	\$3,361/.147%	\$218,575/9.61%	\$189,176/8.32%	\$332,130/14.6%	
N									
S									
-TC	\$156,930	\$131,589/83.8%	\$1,050/.669%	\$24,290/15.4%		\$189/.120%	\$861/.548%	\$24,290/15.4%	
C	\$2,116,026	\$1,398,123/66.0%	\$410,063/19.3%	\$307,839/14.5%	\$3,361/.158%	\$218,386/10.3%	\$188,315/8.89%	\$307,839/14.5%	

DB = DEBIT (NEGATIVE AMOUNT) * = OTHER HUBS ** = ADJUSTED HUBS *** = DOLLARS REPORTED BUT NOT SHOWN IN THESE COLUMNS. SEE COVER LETTER PARA. 4
T=TREASURY, N=NON-TREASURY, S=SUBCONTRACTOR FUNDS & PROCUREMENT CARD HUB PURCHASES, TC=TERM CONTRACT, C=CONSOLIDATED. SEE PAGE 4 OF HUB REPORT FOR FUND TYPE DESCRIPTION.

754-SOUTHWEST TEXAS STATE UNIVERSITY-Heavy Construction Unadjusted Goal is 11.9%

FUND TYPE	TOTAL EXPENDITURES	TOTAL SPENT WITH NON-HUBS AMOUNT/%	TOTAL SPENT WITH **ADJ. HUBS 6.6% AMOUNT/%	TOTAL SPENT WITH *OTHER HUBS 5.3% AMOUNT/%	**ADJUSTED HUB GOAL 6.6%				*OTHER HUB GOAL 5.3% WOMAN AMOUNT/%
					ASIAN PACIFIC AMOUNT/%	BLACK AMOUNT/%	HISPANIC AMOUNT/%	NATIVE AMERICAN AMOUNT/%	
T									
N	\$14,800	\$14,800/100 %							
S									
-TC									
C	\$14,800	\$14,800/100 %							

754-SOUTHWEST TEXAS STATE UNIVERSITY-Building Construction Unadjusted Goal is 26.1%

FUND TYPE	TOTAL EXPENDITURES	TOTAL SPENT WITH NON-HUBS	TOTAL SPENT WITH **ADJ. HUBS 25.1% AMOUNT/%	TOTAL SPENT WITH *OTHER HUBS 1.0% AMOUNT/%	**ADJUSTED HUB GOAL 25.1%			*OTHER HUB GOAL 1.0%	
					BLACK	HISPANIC	WOMAN	ASIAN PACIFIC	NATIVE AMERICAN
T	\$54,248	\$53,735/99.0%	\$513/.945%						
N									
S	***	***	\$39,935/73.6%				\$39,935/73.6%		
-TC									
C	\$54,248	\$53,735/99.0%	\$40,448/74.5%				\$39,935/73.6%	\$513/.945%	

754-SOUTHWEST TEXAS STATE UNIVERSITY-Special Trade Unadjusted Goal is 57.2%

FUND TYPE	TOTAL EXPENDITURES	TOTAL SPENT WITH NON-HUBS	TOTAL SPENT WITH **ADJ. HUBS 47.0% AMOUNT/%	TOTAL SPENT WITH *OTHER HUBS 10.2% AMOUNT/%	**ADJUSTED HUB GOAL 47.0%			*OTHER HUB GOAL 10.2%		
					BLACK	HISPANIC	WOMAN	ASIAN PACIFIC	NATIVE AMERICAN	WOMAN
T	\$970,531	\$914,102/94.1%	\$9,126/.940%	\$47,302/4.87%						
N	\$1,978,449	\$1,331,233/67.2%	\$319,462/16.1%	\$327,753/16.5%	\$3,322/.167%	\$9,126/.940%			\$47,302/4.87%	\$327,753/16.5%
S										
-TC										
C	\$2,948,981	\$2,245,336/76.1%	\$328,588/11.1%	\$375,056/12.7%	\$3,322/.112%	\$325,266/11.0%				\$375,056/12.7%

754-SOUTHWEST TEXAS STATE UNIVERSITY-Professional Services Unadjusted Goal is 20.0%

FUND TYPE	TOTAL EXPENDITURES	TOTAL SPENT WITH NON-HUBS	TOTAL SPENT WITH **ADJ. HUBS 18.1% AMOUNT/%	TOTAL SPENT WITH *OTHER HUBS 1.8% AMOUNT/%	**ADJUSTED HUB GOAL 18.1%			*OTHER HUB GOAL 1.9%		
					BLACK	HISPANIC	WOMAN	ASIAN PACIFIC	NATIVE AMERICAN	WOMAN
T	\$31,918	\$28,131/81.8%	\$5,787/18.1%							
N	\$252,358	\$226,633/89.8%	\$7,975/3.16%	\$17,750/7.03%		\$6,300/19.7%	\$513DB			
S						\$3,330/1.31%	\$4,645/1.84%		\$17,750/7.03%	
-TC										
C	\$284,277	\$252,765/88.9%	\$13,762/4.84%	\$17,750/6.24%		\$9,630/3.38%	\$4,132/1.45%		\$17,750/6.24%	

754-SOUTHWEST TEXAS STATE UNIVERSITY-Other Services Unadjusted Goal is 33.0%

FUND TYPE	TOTAL EXPENDITURES	TOTAL SPENT WITH NON-HUBS	TOTAL SPENT WITH **ADJ. HUBS 33.0% AMOUNT/%	TOTAL SPENT WITH *OTHER HUBS 1.1% AMOUNT/%	**ADJUSTED HUB GOAL 33.0%				*OTHER HUB GOAL 1.1%
					ASIAN PACIFIC	BLACK	HISPANIC	NATIVE AMERICAN	
T	\$382,477	\$382,077/99.8%	\$400/.104%						\$400/.104%
N	\$4,167,100	\$3,950,545/94.8%	\$216,555/5.19%			\$11,338/.272%	\$41,568/.997%		\$163,648/3.92%
S									
-TC									
C	\$4,549,578	\$4,332,623/95.2%	\$216,955/4.76%			\$11,338/.249%	\$41,568/.913%		\$164,048/3.60%

754-SOUTHWEST TEXAS STATE UNIVERSITY-Commodity Purchasing Unadjusted Goal is 12.6%

FUND TYPE	TOTAL EXPENDITURES	TOTAL SPENT WITH NON-HUBS	TOTAL SPENT WITH **ADJ. HUBS 11.5% AMOUNT/%	TOTAL SPENT WITH *OTHER HUBS 1.1% AMOUNT/%	**ADJUSTED HUB GOAL 11.5%			*OTHER HUB GOAL 1.1%		
					BLACK	HISPANIC	WOMAN	ASIAN PACIFIC	NATIVE AMERICAN	WOMAN
T	\$1,188,883	\$860,712/72.3%	\$265,127/22.3%	\$63,044/5.30%						
N	\$5,921,103	\$5,397,373/91.1%	\$311,512/5.26%	\$212,218/3.58%	\$1,811/.152%	\$190,784/16.0%	\$72,530/6.10%		\$62,754/5.27%	\$289/.024%
S						\$9,365/.158%	\$77,153/1.30%	\$224,993/3.79%	\$212,150/3.58%	\$68/.001%
-TC	\$369	\$369/100 %								
C	\$7,109,618	\$6,257,716/88.0%	\$576,639/8.11%	\$275,262/3.87%	\$11,176/.157%	\$267,938/3.76%	\$297,524/4.18%		\$274,904/3.86%	\$357/.005%

DB = DEBIT (NEGATIVE AMOUNT) * = OTHER HUBS ** = ADJUSTED HUBS *** = DOLLARS REPORTED BUT NOT SHOWN IN THESE COLUMNS. SEE COVER LETTER PARA. 4
T=TREASURY, N=NON-TREASURY, S=SUBCONTRACTOR FUNDS & PROCUREMENT CARD HUB PURCHASES, TC=TERM CONTRACT, C=CONSOLIDATED. SEE PAGE 4 OF HUB REPORT FOR FUND TYPE DESCRIPTION.

755-STEPHEN F AUSTIN STATE UNIVERSITY-Heavy Construction Unadjusted Goal is 11.9%

FUND TYPE	TOTAL EXPENDITURES	TOTAL SPENT WITH NON-HUBS AMOUNT/%	TOTAL SPENT WITH **ADJ. HUBS 6.6% AMOUNT/%	TOTAL SPENT WITH *OTHER HUBS 5.3% AMOUNT/%	**ADJUSTED HUB GOAL 6.6%				*OTHER HUB GOAL 5.3% WOMAN AMOUNT/%
					ASIAN PACIFIC AMOUNT/%	BLACK AMOUNT/%	HISPANIC AMOUNT/%	NATIVE AMERICAN AMOUNT/%	
T									
N									
S									
-TC									
C									

755-STEPHEN F AUSTIN STATE UNIVERSITY-Building Construction Unadjusted Goal is 26.1%

FUND TYPE	TOTAL EXPENDITURES	TOTAL SPENT WITH NON-HUBS	TOTAL SPENT WITH **ADJ. HUBS 25.1%	TOTAL SPENT WITH *OTHER HUBS 1.0%	**ADJUSTED HUB GOAL 25.1%			*OTHER HUB GOAL 1.0%	
					BLACK	HISPANIC	WOMAN	ASIAN PACIFIC	NATIVE AMERICAN
T									
N	\$30,612	\$30,612/100 %							
S									
-TC									
C	\$30,612	\$30,612/100 %							

755-STEPHEN F AUSTIN STATE UNIVERSITY-Special Trade Unadjusted Goal is 57.2%

FUND TYPE	TOTAL EXPENDITURES	TOTAL SPENT WITH NON-HUBS	TOTAL SPENT WITH **ADJ. HUBS 47.0%	TOTAL SPENT WITH *OTHER HUBS 10.2%	**ADJUSTED HUB GOAL 47.0%		*OTHER HUB GOAL 10.2%		
					BLACK	HISPANIC	ASIAN PACIFIC	NATIVE AMERICAN	WOMAN
T	\$90,011	\$90,011/100 %							
N	\$2,564,426	\$2,556,723/99.6%		\$7,703/.300%					\$7,703/.300%
S	***	***		\$482,299/20.3%					\$482,299/20.3%
-TC									
C	\$2,654,438	\$2,646,735/99.7%		\$490,002/18.4%					\$490,002/18.4%

755-STEPHEN F AUSTIN STATE UNIVERSITY-Professional Services Unadjusted Goal is 20.0%

FUND TYPE	TOTAL EXPENDITURES	TOTAL SPENT WITH NON-HUBS	TOTAL SPENT WITH **ADJ. HUBS 18.1%	TOTAL SPENT WITH *OTHER HUBS 1.8%	**ADJUSTED HUB GOAL 18.1%			*OTHER HUB GOAL 1.9%	
					BLACK	HISPANIC	WOMAN	ASIAN PACIFIC	NATIVE AMERICAN
T	\$2,826	\$2,826/100 %							
N	\$168,165	\$163,632/97.3%	\$3,690/2.19%	\$843/.501%			\$3,690/2.19%	\$843/.501%	
S									
-TC	\$890		\$890/100 %				\$890/100 %		
C	\$170,101	\$166,458/97.8%	\$2,800/1.64%	\$843/.495%			\$2,800/1.64%	\$843/.495%	

755-STEPHEN F AUSTIN STATE UNIVERSITY-Other Services Unadjusted Goal is 33.0%

FUND TYPE	TOTAL EXPENDITURES	TOTAL SPENT WITH NON-HUBS	TOTAL SPENT WITH **ADJ. HUBS 33.0%	**ADJUSTED HUB GOAL 33.0%				
				ASIAN PACIFIC	BLACK	HISPANIC	NATIVE AMERICAN	WOMAN
T	\$387,209	\$385,209/99.4%	\$2,000/.516%					\$2,000/.516%
N	\$4,207,328	\$4,126,202/98.0%	\$81,126/1.92%		\$22,795/.541%	\$8,914/.211%		\$49,416/1.17%
S								
-TC	\$27,723	\$27,687/99.8%	\$35/.128%					\$35/.128%
C	\$4,566,815	\$4,483,724/98.1%	\$83,090/1.81%		\$22,795/.499%	\$8,914/.195%		\$51,380/1.12%

755-STEPHEN F AUSTIN STATE UNIVERSITY-Commodity Purchasing Unadjusted Goal is 12.6%

FUND TYPE	TOTAL EXPENDITURES	TOTAL SPENT WITH NON-HUBS	TOTAL SPENT WITH **ADJ. HUBS 11.5%	TOTAL SPENT WITH *OTHER HUBS 1.1%	**ADJUSTED HUB GOAL 11.5%			*OTHER HUB GOAL 1.1%	
					BLACK	HISPANIC	WOMAN	ASIAN PACIFIC	NATIVE AMERICAN
T	\$1,158,001	\$774,879/66.9%	\$215,294/18.5%	\$167,827/14.4%					
N	\$7,192,946	\$6,337,150/88.1%	\$711,690/9.89%	\$144,105/2.00%	\$2,272/.196%	\$27,585/2.38%	\$185,436/16.0%	\$167,827/14.4%	
S	***	***	\$12,318/9.49%	\$144,105/2.00%	\$35,819/.498%	\$349,691/4.86%	\$326,179/4.53%	\$144,105/2.00%	
-TC	\$365,883	\$361,845/98.8%	\$3,045/.832%	\$992/.271%		\$107/.083%	\$12,211/9.41%		\$992/.271%
C	\$7,985,064	\$6,750,184/84.5%	\$936,258/11.7%	\$310,940/3.89%	\$38,092/.477%	\$375,663/4.70%	\$522,502/6.54%	\$310,940/3.89%	

DB = DEBIT (NEGATIVE AMOUNT) * = OTHER HUBS ** = ADJUSTED HUBS *** = DOLLARS REPORTED BUT NOT SHOWN IN THESE COLUMNS. SEE COVER LETTER PARA. 4
T=TREASURY, N=NON-TREASURY, S=SUBCONTRACTOR FUNDS & PROCUREMENT CARD HUB PURCHASES, TC=TERM CONTRACT, C=CONSOLIDATED. SEE PAGE 4 OF HUB REPORT FOR FUND TYPE DESCRIPTION.

756-SUL ROSS STATE UNIVERSITY-Heavy Construction Unadjusted Goal is 11.9%

FUND TYPE	TOTAL EXPENDITURES	TOTAL SPENT WITH NON-HUBS AMOUNT/%	TOTAL SPENT WITH **ADJ. HUBS 6.6% AMOUNT/%	TOTAL SPENT WITH *OTHER HUBS 5.3% AMOUNT/%	ASIAN PACIFIC AMOUNT/%	**ADJUSTED HUB GOAL 6.6% BLACK AMOUNT/%	HISPANIC AMOUNT/%	NATIVE AMERICAN AMOUNT/%	*OTHER HUB GOAL 5.3% WOMAN AMOUNT/%
T									
N									
S									
-TC									
C									

756-SUL ROSS STATE UNIVERSITY-Building Construction Unadjusted Goal is 26.1%

FUND TYPE	TOTAL EXPENDITURES	TOTAL SPENT WITH NON-HUBS	TOTAL SPENT WITH **ADJ. HUBS 25.1%	TOTAL SPENT WITH *OTHER HUBS 1.0%	BLACK	**ADJUSTED HUB GOAL 25.1% HISPANIC	WOMAN	*OTHER HUB GOAL 1.0% ASIAN PACIFIC	NATIVE AMERICAN
T	\$1,486,211	\$1,486,211/100 %							
N	\$1,256,997	\$835,555/66.4 %	\$421,442/33.5 %			\$421,442/33.5 %			
S									
-TC									
C	\$3,143,208	\$2,721,766/86.5 %	\$421,442/13.4 %			\$421,442/13.4 %			

756-SUL ROSS STATE UNIVERSITY-Special Trade Unadjusted Goal is 57.2%

FUND TYPE	TOTAL EXPENDITURES	TOTAL SPENT WITH NON-HUBS	TOTAL SPENT WITH **ADJ. HUBS 47.0%	TOTAL SPENT WITH *OTHER HUBS 10.2%	BLACK	**ADJUSTED HUB GOAL 47.0% HISPANIC	WOMAN	*OTHER HUB GOAL 10.2% ASIAN PACIFIC	NATIVE AMERICAN
T	\$396,304	\$396,304/100 %							
N	\$241,599	\$241,599/100 %							
S									
-TC									
C	\$637,904	\$637,904/100 %							

756-SUL ROSS STATE UNIVERSITY-Professional Services Unadjusted Goal is 20.0%

FUND TYPE	TOTAL EXPENDITURES	TOTAL SPENT WITH NON-HUBS	TOTAL SPENT WITH **ADJ. HUBS 18.1%	TOTAL SPENT WITH *OTHER HUBS 1.8%	BLACK	**ADJUSTED HUB GOAL 18.1% HISPANIC	WOMAN	*OTHER HUB GOAL 1.9% ASIAN PACIFIC	NATIVE AMERICAN
T	\$11,797	\$5,250/44.5 %	\$6,547/55.4 %				\$6,547/55.4 %		
N	\$58,860	\$40,641/69.0 %	\$18,219/30.9 %				\$18,219/30.9 %		
S									
-TC									
C	\$70,657	\$45,891/64.9 %	\$24,766/35.0 %				\$24,766/35.0 %		

756-SUL ROSS STATE UNIVERSITY-Other Services Unadjusted Goal is 33.0%

FUND TYPE	TOTAL EXPENDITURES	TOTAL SPENT WITH NON-HUBS	TOTAL SPENT WITH **ADJ. HUBS 33.0%	TOTAL SPENT WITH *OTHER HUBS 1.8%	ASIAN PACIFIC	**ADJUSTED HUB GOAL 33.0% BLACK	HISPANIC	NATIVE AMERICAN	WOMAN
T	\$333,996	\$306,014/91.6 %	\$27,982/8.37 %						\$27,982/8.37 %
N	\$346,288	\$339,845/98.1 %	\$6,442/1.86 %		\$315/.091 %				\$6,127/1.76 %
S									
-TC	\$9	\$9/100 %							
C	\$680,274	\$645,850/94.9 %	\$34,424/5.06 %		\$315/.046 %				\$34,109/5.01 %

756-SUL ROSS STATE UNIVERSITY-Commodity Purchasing Unadjusted Goal is 12.6%

FUND TYPE	TOTAL EXPENDITURES	TOTAL SPENT WITH NON-HUBS	TOTAL SPENT WITH **ADJ. HUBS 11.5%	TOTAL SPENT WITH *OTHER HUBS 1.1%	BLACK	**ADJUSTED HUB GOAL 11.5% HISPANIC	WOMAN	*OTHER HUB GOAL 1.1% ASIAN PACIFIC	NATIVE AMERICAN
T	\$703,181	\$516,799/73.4 %	\$170,079/24.1 %	\$16,302/2.31 %					
N	\$1,195,606	\$1,083,855/90.6 %	\$110,547/9.24 %	\$1,203/.100 %		\$38,990/5.54 %	\$131,088/18.5 %	\$16,302/2.31 %	
S						\$57,998/4.85 %	\$52,549/4.39 %	\$1,203/.100 %	
-TC	\$56,948	\$56,567/99.3 %	\$100/.175 %	\$280/.493 %			\$100/.175 %	\$280/.493 %	
C	\$1,841,838	\$1,544,087/83.8 %	\$280,527/15.2 %	\$17,224/.935 %		\$96,989/5.26 %	\$183,537/9.96 %	\$17,224/.935 %	

DB = DEBIT (NEGATIVE AMOUNT) * = OTHER HUBS ** = ADJUSTED HUBS *** = DOLLARS REPORTED BUT NOT SHOWN IN THESE COLUMNS. SEE COVER LETTER PARA. 4
T=TREASURY, N=NON-TREASURY, S=SUBCONTRACTOR FUNDS & PROCUREMENT CARD HUB PURCHASES, TC-TERM CONTRACT, C-CONSOLIDATED. SEE PAGE 4 OF HUB REPORT FOR FUND TYPE DESCRIPTION.

757-WEST TEXAS A & M UNIVERSITY-Heavy Construction Unadjusted Goal is 11.9%

FUND TYPE	TOTAL EXPENDITURES	TOTAL SPENT WITH NON-HUBS AMOUNT/%	TOTAL SPENT WITH **ADJ. HUBS 6.6% AMOUNT/%	TOTAL SPENT WITH *OTHER HUBS 5.3% AMOUNT/%	ASIAN PACIFIC AMOUNT/%	**ADJUSTED HUB GOAL 6.6% BLACK AMOUNT/%	HISPANIC AMOUNT/%	NATIVE AMERICAN AMOUNT/%	*OTHER HUB GOAL 5.3% WOMAN AMOUNT/%
T	\$19,498	\$19,498/100 %							
N	\$88,371	\$88,371/100 %							
S									
-TC									
C	\$107,869	\$107,869/100 %							

757-WEST TEXAS A & M UNIVERSITY-Building Construction Unadjusted Goal is 26.1%

FUND TYPE	TOTAL EXPENDITURES	TOTAL SPENT WITH NON-HUBS	TOTAL SPENT WITH **ADJ. HUBS 25.1%	TOTAL SPENT WITH *OTHER HUBS 1.0%	BLACK	**ADJUSTED HUB GOAL 25.1% HISPANIC	WOMAN	*OTHER HUB GOAL 1.0% ASIAN PACIFIC	NATIVE AMERICAN
T									
N									
S									
-TC									
C									

757-WEST TEXAS A & M UNIVERSITY-Special Trade Unadjusted Goal is 57.2%

FUND TYPE	TOTAL EXPENDITURES	TOTAL SPENT WITH NON-HUBS	TOTAL SPENT WITH **ADJ. HUBS 47.0%	TOTAL SPENT WITH *OTHER HUBS 10.2%	BLACK	**ADJUSTED HUB GOAL 47.0% HISPANIC	ASIAN PACIFIC	*OTHER HUB GOAL 10.2% NATIVE AMERICAN	WOMAN
T	\$163,239	\$147,241/90.1%	\$15,998/9.80%			\$15,998/9.80%			
N	\$246,443	\$177,654/72.0%		\$68,789/27.9%					\$68,789/27.9%
S									
-TC									
C	\$409,682	\$324,895/79.3%	\$15,998/3.90%	\$68,789/16.7%		\$15,998/3.90%			\$68,789/16.7%

757-WEST TEXAS A & M UNIVERSITY-Professional Services Unadjusted Goal is 20.0%

FUND TYPE	TOTAL EXPENDITURES	TOTAL SPENT WITH NON-HUBS	TOTAL SPENT WITH **ADJ. HUBS 18.1%	TOTAL SPENT WITH *OTHER HUBS 1.9%	BLACK	**ADJUSTED HUB GOAL 18.1% HISPANIC	WOMAN	*OTHER HUB GOAL 1.9% ASIAN PACIFIC	NATIVE AMERICAN
T	\$13,156	\$13,156/100 %							
N	\$51,547	\$51,547/100 %							
S									
-TC									
C	\$64,703	\$64,703/100 %							

757-WEST TEXAS A & M UNIVERSITY-Other Services Unadjusted Goal is 33.0%

FUND TYPE	TOTAL EXPENDITURES	TOTAL SPENT WITH NON-HUBS	TOTAL SPENT WITH **ADJ. HUBS 33.0%	ASIAN PACIFIC	**ADJUSTED HUB GOAL 33.0% BLACK	HISPANIC	NATIVE AMERICAN	WOMAN
T	\$342,023	\$341,847/99.9%	\$176/.051%					\$176/.051%
N	\$1,911,202	\$1,891,349/98.9%	\$19,852/1.03%	\$548/.028%		\$190/.009%		\$19,114/1.00%
S								
-TC								
C	\$2,253,225	\$2,233,196/99.1%	\$20,028/.888%	\$548/.024%		\$190/.008%		\$19,290/.856%

757-WEST TEXAS A & M UNIVERSITY-Commodity Purchasing Unadjusted Goal is 12.6%

FUND TYPE	TOTAL EXPENDITURES	TOTAL SPENT WITH NON-HUBS	TOTAL SPENT WITH **ADJ. HUBS 11.5%	TOTAL SPENT WITH *OTHER HUBS 1.1%	BLACK	**ADJUSTED HUB GOAL 11.5% HISPANIC	WOMAN	*OTHER HUB GOAL 1.1% ASIAN PACIFIC	NATIVE AMERICAN
T	\$1,016,588	\$996,609/98.0%	\$12,723/1.25%	\$7,255/.713%		\$2,984/.293%	\$9,739/.958%	\$7,255/.713%	
N	\$2,690,193	\$2,529,498/94.0%	\$154,788/5.75%	\$5,906/.219%		\$2,727/.101%	\$152,060/5.65%	\$5,906/.219%	
S									
-TC	\$128,442	\$128,442/100 %							
C	\$3,578,338	\$3,397,664/94.9%	\$167,512/4.68%	\$13,162/.367%		\$5,711/.159%	\$161,800/4.52%	\$13,162/.367%	

DB = DEBIT (NEGATIVE AMOUNT) * = OTHER HUBS ** = ADJUSTED HUBS *** = DOLLARS REPORTED BUT NOT SHOWN IN THESE COLUMNS. SEE COVER LETTER PARA. 4
T-TREASURY, N-NON-TREASURY, S-SUBCONTRACTOR FUNDS & PROCUREMENT CARD HUB PURCHASES, TC-TERM CONTRACT, C-CONSOLIDATED. SEE PAGE 4 OF HUB REPORT FOR FUND TYPE DESCRIPTION.

758-TX STATE UNIV SYST BOARD OF REGENTS-Heavy Construction Unadjusted Goal is 11.9%

FUND TYPE	TOTAL EXPENDITURES	TOTAL SPENT WITH NON-HUBS AMOUNT/%	TOTAL SPENT WITH **ADJ HUBS 8.6% AMOUNT/%	TOTAL SPENT WITH *OTHER HUBS 5.3% AMOUNT/%	ASIAN PACIFIC AMOUNT/%	**ADJUSTED HUB GOAL 6.6% BLACK AMOUNT/%	HISPANIC AMOUNT/%	NATIVE AMERICAN AMOUNT/%	*OTHER HUB GOAL 5.3% WOMAN AMOUNT/%
T									
N									
S									
-TC									
C									

758-TX STATE UNIV SYST BOARD OF REGENTS-Building Construction Unadjusted Goal is 26.1%

FUND TYPE	TOTAL EXPENDITURES	TOTAL SPENT WITH NON-HUBS	TOTAL SPENT WITH **ADJ HUBS 25.1%	TOTAL SPENT WITH *OTHER HUBS 1.0%	BLACK	**ADJUSTED HUB GOAL 25.1% HISPANIC	WOMAN	*OTHER HUB GOAL 1.0% ASIAN PACIFIC	NATIVE AMERICAN
T									
N									
S									
-TC									
C									

758-TX STATE UNIV SYST BOARD OF REGENTS-Special Trade Unadjusted Goal is 57.2%

FUND TYPE	TOTAL EXPENDITURES	TOTAL SPENT WITH NON-HUBS	TOTAL SPENT WITH **ADJ HUBS 47.0%	TOTAL SPENT WITH *OTHER HUBS 10.2%	BLACK	**ADJUSTED HUB GOAL 47.0% HISPANIC	ASIAN PACIFIC	*OTHER HUB GOAL 10.2% NATIVE AMERICAN	WOMAN
T									
N									
S									
-TC									
C									

758-TX STATE UNIV SYST BOARD OF REGENTS-Professional Services Unadjusted Goal is 20.0%

FUND TYPE	TOTAL EXPENDITURES	TOTAL SPENT WITH NON-HUBS	TOTAL SPENT WITH **ADJ HUBS 18.1%	TOTAL SPENT WITH *OTHER HUBS 1.9%	BLACK	**ADJUSTED HUB GOAL 18.1% HISPANIC	WOMAN	*OTHER HUB GOAL 1.9% ASIAN PACIFIC	NATIVE AMERICAN
T									
N									
S									
-TC									
C									

758-TX STATE UNIV SYST BOARD OF REGENTS-Other Services Unadjusted Goal is 33.0%

FUND TYPE	TOTAL EXPENDITURES	TOTAL SPENT WITH NON-HUBS	TOTAL SPENT WITH **ADJ HUBS 33.0%	TOTAL SPENT WITH *OTHER HUBS 1.1%	ASIAN PACIFIC	**ADJUSTED HUB GOAL 33.0% BLACK	HISPANIC	NATIVE AMERICAN	WOMAN
T	\$4,555	\$3,190/70.0%	\$1,365/29.8%						\$1,365/29.9%
N									
S									
-TC	\$845	\$845/100%							
C	\$3,710	\$2,345/63.2%	\$1,365/36.7%						\$1,365/36.7%

758-TX STATE UNIV SYST BOARD OF REGENTS-Commodity Purchasing Unadjusted Goal is 12.6%

FUND TYPE	TOTAL EXPENDITURES	TOTAL SPENT WITH NON-HUBS	TOTAL SPENT WITH **ADJ HUBS 11.5%	TOTAL SPENT WITH *OTHER HUBS 1.1%	BLACK	**ADJUSTED HUB GOAL 11.5% HISPANIC	WOMAN	*OTHER HUB GOAL 1.1% ASIAN PACIFIC	NATIVE AMERICAN
T	\$7,693	\$7,693/100%							
N									
S									
-TC	\$4,973	\$4,973/100%							
C	\$2,719	\$2,719/100%							

DB = DEBIT (NEGATIVE AMOUNT) * = OTHER HUBS ** = ADJUSTED HUBS *** = DOLLARS REPORTED BUT NOT SHOWN IN THESE COLUMNS. SEE COVER LETTER PARA. 4
T-TREASURY, N-NON-TREASURY, S-SUBCONTRACTOR FUNDS & PROCUREMENT CARD HUB PURCHASES, TC-TERM CONTRACT, C-CONSOLIDATED. SEE PAGE 4 OF HUB REPORT FOR FUND TYPE DESCRIPTION.

759-UNIVERSITY OF HOUSTON - CLEAR LAKE-Heavy Construction Unadjusted Goal is 11.9%

FUND TYPE	TOTAL EXPENDITURES	TOTAL SPENT WITH NON-HUBS AMOUNT/%	TOTAL SPENT WITH **ADJ HUBS 6.6% AMOUNT/%	TOTAL SPENT WITH *OTHER HUBS 5.3% AMOUNT/%	**ADJUSTED HUB GOAL 6.6%				*OTHER HUB GOAL 5.3% WOMAN AMOUNT/%
					ASIAN PACIFIC AMOUNT/%	BLACK AMOUNT/%	HISPANIC AMOUNT/%	NATIVE AMERICAN AMOUNT/%	
T									
N									
S									
-TC									
C									

759-UNIVERSITY OF HOUSTON - CLEAR LAKE-Building Construction Unadjusted Goal is 26.1%

FUND TYPE	TOTAL EXPENDITURES	TOTAL SPENT WITH NON-HUBS	TOTAL SPENT WITH **ADJ HUBS 25.1% AMOUNT/%	TOTAL SPENT WITH *OTHER HUBS 1.0% AMOUNT/%	**ADJUSTED HUB GOAL 25.1%			*OTHER HUB GOAL 1.0%	
					BLACK	HISPANIC	WOMAN	ASIAN PACIFIC	NATIVE AMERICAN
T	\$8,041		\$1,180/14.6%	\$6,861/85.3%		\$1,180/14.6%		\$6,861/85.3%	
N	\$3,150			-\$3,150/100%				\$3,150/100%	
S									
-TC									
C	\$11,191		\$1,180/10.5%	\$10,011/89.4%		\$1,180/10.5%		\$10,011/89.4%	

759-UNIVERSITY OF HOUSTON - CLEAR LAKE-Special Trade Unadjusted Goal is 57.2%

FUND TYPE	TOTAL EXPENDITURES	TOTAL SPENT WITH NON-HUBS	TOTAL SPENT WITH **ADJ HUBS 47.0% AMOUNT/%	TOTAL SPENT WITH *OTHER HUBS 10.2% AMOUNT/%	**ADJUSTED HUB GOAL 47.0%			*OTHER HUB GOAL 10.2%	
					BLACK	HISPANIC	WOMAN	ASIAN PACIFIC	NATIVE AMERICAN
T	\$391,916	\$126,423/32.2%	\$255,648/65.2%	\$9,844/2.51%		\$255,648/65.2%		\$9,844/2.51%	
N	\$88,662	\$86,906/98.0%		\$1,755/1.98%				\$1,755/1.98%	
S									
-TC	\$253,774		\$253,774/100%			\$253,774/100%			
C	\$226,804	\$213,329/94.0%	\$1,874/.826%	\$11,600/5.11%		\$1,874/.826%		\$11,600/5.11%	

759-UNIVERSITY OF HOUSTON - CLEAR LAKE-Professional Services Unadjusted Goal is 20.0%

FUND TYPE	TOTAL EXPENDITURES	TOTAL SPENT WITH NON-HUBS	TOTAL SPENT WITH **ADJ HUBS 18.1% AMOUNT/%	TOTAL SPENT WITH *OTHER HUBS 1.8% AMOUNT/%	**ADJUSTED HUB GOAL 18.1%			*OTHER HUB GOAL 1.8%	
					BLACK	HISPANIC	WOMAN	ASIAN PACIFIC	NATIVE AMERICAN
T	\$80	\$80/100%							
N	\$8,882	\$8,882/100%							
S									
-TC									
C	\$8,962	\$8,962/100%							

759-UNIVERSITY OF HOUSTON - CLEAR LAKE-Other Services Unadjusted Goal is 33.0%

FUND TYPE	TOTAL EXPENDITURES	TOTAL SPENT WITH NON-HUBS	TOTAL SPENT WITH **ADJ HUBS 33.0% AMOUNT/%	**ADJUSTED HUB GOAL 33.0%				
				ASIAN PACIFIC	BLACK	HISPANIC	NATIVE AMERICAN	WOMAN
T	\$176,192	\$165,731/94.0%	\$10,460/5.93%		\$4,425/2.51%			\$6,034/3.42%
N	\$731,008	\$641,384/87.7%	\$89,624/12.2%	\$315/.043%	\$19,444/2.66%	\$11,485/1.57%	\$400/.054%	\$57,979/7.93%
S								
-TC								
C	\$907,200	\$807,115/88.9%	\$100,084/11.0%	\$315/.034%	\$23,870/2.63%	\$11,485/1.26%	\$400/.044%	\$64,013/7.05%

759-UNIVERSITY OF HOUSTON - CLEAR LAKE-Commodity Purchasing Unadjusted Goal is 12.6%

FUND TYPE	TOTAL EXPENDITURES	TOTAL SPENT WITH NON-HUBS	TOTAL SPENT WITH **ADJ HUBS 11.5% AMOUNT/%	TOTAL SPENT WITH *OTHER HUBS 1.1% AMOUNT/%	**ADJUSTED HUB GOAL 11.5%			*OTHER HUB GOAL 1.1%	
					BLACK	HISPANIC	WOMAN	ASIAN PACIFIC	NATIVE AMERICAN
T	\$974,008	\$484,410/49.7%	\$181,340/18.6%	\$308,257/31.6%	\$17,009/1.74%	\$2,681/.275%	\$161,650/16.5%	\$307,822/31.6%	\$434/.044%
N	\$1,153,936	\$924,091/80.0%	\$88,937/7.70%	\$140,908/12.2%	\$1,019/.088%	\$2,650/.229%	\$85,267/7.38%	\$140,243/12.1%	\$664/.057%
S									
-TC	\$191,047	\$162,873/85.2%	\$25,120/13.1%	\$3,054/1.59%		\$103/.054%	\$25,016/13.0%	\$2,765/1.44%	\$289/.151%
C	\$1,936,897	\$1,245,628/64.3%	\$245,157/12.6%	\$446,110/23.0%	\$18,028/.930%	\$5,228/.269%	\$221,901/11.4%	\$445,300/22.9%	\$809/.041%

DB = DEBIT (NEGATIVE AMOUNT) * = OTHER HUBS ** = ADJUSTED HUBS *** = DOLLARS REPORTED BUT NOT SHOWN IN THESE COLUMNS. SEE COVER LETTER PARA. 4
T=TREASURY, N=NON-TREASURY, S=SUBCONTRACTOR FUNDS & PROCUREMENT CARD HUB PURCHASES, TC=TERM CONTRACT, C=CONSOLIDATED. SEE PAGE 4 OF HUB REPORT FOR FUND TYPE DESCRIPTION.

760-TEXAS A & M UNIV - CORPUS CHRISTI-Heavy Construction Unadjusted Goal is 11.9%

FUND TYPE	TOTAL EXPENDITURES	TOTAL SPENT WITH NON-HUBS AMOUNT/%	TOTAL SPENT WITH **ADJ. HUBS 6.6% AMOUNT/%	TOTAL SPENT WITH *OTHER HUBS 5.3% AMOUNT/%	ASIAN PACIFIC AMOUNT/%	**ADJUSTED HUB GOAL 6.6% BLACK AMOUNT/%	HISPANIC AMOUNT/%	NATIVE AMERICAN AMOUNT/%	*OTHER HUB GOAL 5.3% WOMAN AMOUNT/%
-----------	--------------------	------------------------------------	--	--	------------------------	--	-------------------	--------------------------	--

T
N
S
-TC

C

760-TEXAS A & M UNIV - CORPUS CHRISTI-Building Construction Unadjusted Goal is 26.1%

FUND TYPE	TOTAL EXPENDITURES	TOTAL SPENT WITH NON-HUBS	TOTAL SPENT WITH **ADJ. HUBS 25.1%	TOTAL SPENT WITH *OTHER HUBS 1.0%	BLACK	**ADJUSTED HUB GOAL 25.1% HISPANIC	WOMAN	*OTHER HUB GOAL 1.0% ASIAN PACIFIC	NATIVE AMERICAN
-----------	--------------------	---------------------------	------------------------------------	-----------------------------------	-------	---------------------------------------	-------	---------------------------------------	-----------------

T
N
S
-TC

C

760-TEXAS A & M UNIV - CORPUS CHRISTI-Special Trade Unadjusted Goal is 57.2%

FUND TYPE	TOTAL EXPENDITURES	TOTAL SPENT WITH NON-HUBS	TOTAL SPENT WITH **ADJ. HUBS 47.0%	TOTAL SPENT WITH *OTHER HUBS 10.2%	BLACK	HISPANIC	ASIAN PACIFIC	NATIVE AMERICAN	WOMAN
-----------	--------------------	---------------------------	------------------------------------	------------------------------------	-------	----------	---------------	-----------------	-------

T
N
S
-TC

C

760-TEXAS A & M UNIV - CORPUS CHRISTI-Professional Services Unadjusted Goal is 20.0%

FUND TYPE	TOTAL EXPENDITURES	TOTAL SPENT WITH NON-HUBS	TOTAL SPENT WITH **ADJ. HUBS 18.1%	TOTAL SPENT WITH *OTHER HUBS 1.9%	BLACK	**ADJUSTED HUB GOAL 18.1% HISPANIC	WOMAN	*OTHER HUB GOAL 1.9% ASIAN PACIFIC	NATIVE AMERICAN
-----------	--------------------	---------------------------	------------------------------------	-----------------------------------	-------	---------------------------------------	-------	---------------------------------------	-----------------

T
N
S
-TC

C

760-TEXAS A & M UNIV - CORPUS CHRISTI-Other Services Unadjusted Goal is 33.0%

FUND TYPE	TOTAL EXPENDITURES	TOTAL SPENT WITH NON-HUBS	TOTAL SPENT WITH **ADJ. HUBS 33.0%	ASIAN PACIFIC	BLACK	**ADJUSTED HUB GOAL 33.0% HISPANIC	NATIVE AMERICAN	WOMAN
-----------	--------------------	---------------------------	------------------------------------	---------------	-------	---------------------------------------	-----------------	-------

T
N
S
-TC

C

760-TEXAS A & M UNIV - CORPUS CHRISTI-Commodity Purchasing Unadjusted Goal is 12.6%

FUND TYPE	TOTAL EXPENDITURES	TOTAL SPENT WITH NON-HUBS	TOTAL SPENT WITH **ADJ. HUBS 11.5%	TOTAL SPENT WITH *OTHER HUBS 1.1%	BLACK	**ADJUSTED HUB GOAL 11.5% HISPANIC	WOMAN	*OTHER HUB GOAL 1.1% ASIAN PACIFIC	NATIVE AMERICAN
-----------	--------------------	---------------------------	------------------------------------	-----------------------------------	-------	---------------------------------------	-------	---------------------------------------	-----------------

T
N
S
-TC

C

DB = DEBIT (NEGATIVE AMOUNT) * = OTHER HUBS ** = ADJUSTED HUBS *** = DOLLARS REPORTED BUT NOT SHOWN IN THESE COLUMNS. SEE COVER LETTER PARA. 4
T=TREASURY, N=NON-TREASURY, S=SUBCONTRACTOR FUNDS & PROCUREMENT CARD HUB PURCHASES, TC=TERM CONTRACT, C=CONSOLIDATED. SEE PAGE 4 OF HUB REPORT FOR FUND TYPE DESCRIPTION.

761-TEXAS A & M INTN'L UNIVERSITY-Heavy Construction Unadjusted Goal is 11.9%

FUND TYPE	TOTAL EXPENDITURES	TOTAL SPENT WITH NON-HUBS AMOUNT/%	TOTAL SPENT WITH **ADJ. HUBS 6.6% AMOUNT/%	TOTAL SPENT WITH *OTHER HUBS 5.3% AMOUNT/%	ASIAN PACIFIC AMOUNT/%	**ADJUSTED HUB GOAL 6.6% BLACK AMOUNT/%	HISPANIC AMOUNT/%	NATIVE AMERICAN AMOUNT/%	*OTHER HUB GOAL 5.3% WOMAN AMOUNT/%
T									
N									
S									
-TC									
C									

761-TEXAS A & M INTN'L UNIVERSITY-Building Construction Unadjusted Goal is 26.1%

FUND TYPE	TOTAL EXPENDITURES	TOTAL SPENT WITH NON-HUBS	TOTAL SPENT WITH **ADJ. HUBS 25.1%	TOTAL SPENT WITH *OTHER HUBS 1.0%	BLACK	**ADJUSTED HUB GOAL 25.1% HISPANIC	WOMAN	*OTHER HUB GOAL 1.0% ASIAN PACIFIC	NATIVE AMERICAN
T	\$23,181	\$23,181/100 %							
N	\$156,266	\$101,077/64.6%	\$55,188/35.3%			\$55,188/35.3%			
S									
-TC									
C	\$179,447	\$124,258/69.2%	\$55,188/30.7%			\$55,188/30.7%			

761-TEXAS A & M INTN'L UNIVERSITY-Special Trade Unadjusted Goal is 57.2%

FUND TYPE	TOTAL EXPENDITURES	TOTAL SPENT WITH NON-HUBS	TOTAL SPENT WITH **ADJ. HUBS 47.0%	TOTAL SPENT WITH *OTHER HUBS 10.2%	BLACK	**ADJUSTED HUB GOAL 47.0% HISPANIC	ASIAN PACIFIC	*OTHER HUB GOAL 10.2% NATIVE AMERICAN	WOMAN
T	\$84,751	\$84,751/100 %							
N									
S									
-TC									
C	\$84,751	\$84,751/100 %							

761-TEXAS A & M INTN'L UNIVERSITY-Professional Services Unadjusted Goal is 20.0%

FUND TYPE	TOTAL EXPENDITURES	TOTAL SPENT WITH NON-HUBS	TOTAL SPENT WITH **ADJ. HUBS 18.1%	TOTAL SPENT WITH *OTHER HUBS 1.9%	BLACK	**ADJUSTED HUB GOAL 18.1% HISPANIC	WOMAN	*OTHER HUB GOAL 1.9% ASIAN PACIFIC	NATIVE AMERICAN
T	\$228,527	\$228,527/100 %							
N									
S									
-TC									
C	\$228,527	\$228,527/100 %							

761-TEXAS A & M INTN'L UNIVERSITY-Other Services Unadjusted Goal is 33.0%

FUND TYPE	TOTAL EXPENDITURES	TOTAL SPENT WITH NON-HUBS	TOTAL SPENT WITH **ADJ. HUBS 33.0%	ASIAN PACIFIC	BLACK	**ADJUSTED HUB GOAL 33.0% HISPANIC	NATIVE AMERICAN	WOMAN
T	\$404,687	\$393,331/97.1%	\$11,355/2.80%			\$3,221/.795%		\$8,134/2.01%
N	\$114,844	\$110,150/95.9%	\$4,693/4.08%					\$4,693/4.08%
S								
-TC	\$3,188	\$3,188/100 %						
C	\$516,342	\$500,293/96.8%	\$16,049/3.10%			\$3,221/.623%		\$12,828/2.48%

761-TEXAS A & M INTN'L UNIVERSITY-Commodity Purchasing Unadjusted Goal is 12.6%

FUND TYPE	TOTAL EXPENDITURES	TOTAL SPENT WITH NON-HUBS	TOTAL SPENT WITH **ADJ. HUBS 11.5%	TOTAL SPENT WITH *OTHER HUBS 1.1%	BLACK	**ADJUSTED HUB GOAL 11.5% HISPANIC	WOMAN	*OTHER HUB GOAL 1.1% ASIAN PACIFIC	NATIVE AMERICAN
T	\$880,516	\$429,857/48.8%	\$374,101/42.4%	\$76,558/8.69%	\$5,296/.601%	\$204,925/23.2%	\$163,879/18.6%	\$76,558/8.69%	
N	\$400,746	\$259,780/64.8%	\$132,107/32.9%	\$8,858/2.21%	\$57,063/14.2%	\$39,855/9.94%	\$35,187/8.78%	\$6,153/1.53%	\$2,704/.675%
S									
-TC	\$57,925	\$56,872/98.1%	\$1,052/1.81%				\$1,052/1.81%		
C	\$1,223,337	\$632,765/51.7%	\$505,155/41.2%	\$85,416/6.98%	\$62,360/5.09%	\$244,781/20.0%	\$198,013/16.1%	\$82,711/6.76%	\$2,704/.221%

DB = DEBIT (NEGATIVE AMOUNT) * = OTHER HUBS ** = ADJUSTED HUBS *** = DOLLARS REPORTED BUT NOT SHOWN IN THESE COLUMNS. SEE COVER LETTER PARA. 4
T-TREASURY, N-NON-TREASURY, S-SUBCONTRACTOR FUNDS & PROCUREMENT CARD HUB PURCHASES, TC-TERM CONTRACT, C-CONSOLIDATED. SEE PAGE 4 OF HUB REPORT FOR FUND TYPE DESCRIPTION.

763-UNT HEALTH SCIENCE CTR AT FORT WORTH-Heavy Construction Unadjusted Goal is 11.9%

FUND TYPE	TOTAL EXPENDITURES	TOTAL SPENT WITH NON-HUBS AMOUNT/%	TOTAL SPENT WITH **ADJ. HUBS 6.6% AMOUNT/%	TOTAL SPENT WITH *OTHER HUBS 5.3% AMOUNT/%	ASIAN PACIFIC AMOUNT/%	**ADJUSTED HUB GOAL 6.6% BLACK AMOUNT/%	HISPANIC AMOUNT/%	NATIVE AMERICAN AMOUNT/%	*OTHER HUB GOAL 5.3% WOMAN AMOUNT/%
-----------	--------------------	------------------------------------	--	--	------------------------	--	-------------------	--------------------------	--

T
N
S
-TC

C

763-UNT HEALTH SCIENCE CTR AT FORT WORTH-Building Construction Unadjusted Goal is 26.1%

FUND TYPE	TOTAL EXPENDITURES	TOTAL SPENT WITH NON-HUBS	TOTAL SPENT WITH **ADJ. HUBS 25.1%	TOTAL SPENT WITH *OTHER HUBS 1.0%	BLACK	**ADJUSTED HUB GOAL 25.1% HISPANIC	WOMAN	*OTHER HUB GOAL 1.0% ASIAN PACIFIC	NATIVE AMERICAN
-----------	--------------------	---------------------------	------------------------------------	-----------------------------------	-------	---------------------------------------	-------	---------------------------------------	-----------------

T
N
S
-TC

C

763-UNT HEALTH SCIENCE CTR AT FORT WORTH-Special Trade Unadjusted Goal is 57.2%

FUND TYPE	TOTAL EXPENDITURES	TOTAL SPENT WITH NON-HUBS	TOTAL SPENT WITH **ADJ. HUBS 47.0%	TOTAL SPENT WITH *OTHER HUBS 10.2%	BLACK	**ADJUSTED HUB GOAL 47.0% HISPANIC	ASIAN PACIFIC	NATIVE AMERICAN	WOMAN
-----------	--------------------	---------------------------	------------------------------------	------------------------------------	-------	---------------------------------------	---------------	-----------------	-------

T
N
S
-TC

C

763-UNT HEALTH SCIENCE CTR AT FORT WORTH-Professional Services Unadjusted Goal is 20.0%

FUND TYPE	TOTAL EXPENDITURES	TOTAL SPENT WITH NON-HUBS	TOTAL SPENT WITH **ADJ. HUBS 18.1%	TOTAL SPENT WITH *OTHER HUBS 1.9%	BLACK	**ADJUSTED HUB GOAL 18.1% HISPANIC	WOMAN	*OTHER HUB GOAL 1.9% ASIAN PACIFIC	NATIVE AMERICAN
-----------	--------------------	---------------------------	------------------------------------	-----------------------------------	-------	---------------------------------------	-------	---------------------------------------	-----------------

T
N
S
-TC

C

763-UNT HEALTH SCIENCE CTR AT FORT WORTH-Other Services Unadjusted Goal is 33.0%

FUND TYPE	TOTAL EXPENDITURES	TOTAL SPENT WITH NON-HUBS	TOTAL SPENT WITH **ADJ. HUBS 33.0%	ASIAN PACIFIC	**ADJUSTED HUB GOAL 33.0% BLACK	HISPANIC	NATIVE AMERICAN	WOMAN
-----------	--------------------	---------------------------	------------------------------------	---------------	------------------------------------	----------	-----------------	-------

T
N
S
-TC

C

763-UNT HEALTH SCIENCE CTR AT FORT WORTH-Commodity Purchasing Unadjusted Goal is 12.6%

FUND TYPE	TOTAL EXPENDITURES	TOTAL SPENT WITH NON-HUBS	TOTAL SPENT WITH **ADJ. HUBS 11.5%	TOTAL SPENT WITH *OTHER HUBS 1.1%	BLACK	**ADJUSTED HUB GOAL 11.5% HISPANIC	WOMAN	*OTHER HUB GOAL 1.1% ASIAN PACIFIC	NATIVE AMERICAN
-----------	--------------------	---------------------------	------------------------------------	-----------------------------------	-------	---------------------------------------	-------	---------------------------------------	-----------------

T
N
S
-TC

C

DB = DEBIT (NEGATIVE AMOUNT) * = OTHER HUBS ** = ADJUSTED HUBS *** = DOLLARS REPORTED BUT NOT SHOWN IN THESE COLUMNS. SEE COVER LETTER PARA. 4
T-TREASURY, N=NON-TREASURY, S=SUBCONTRACTOR FUNDS & PROCUREMENT CARD HUB PURCHASES, TC-TERM CONTRACT, C-CONSOLIDATED. SEE PAGE 4 OF HUB REPORT FOR FUND TYPE DESCRIPTION.

764-TEXAS A & M UNIVERSITY - TEXARKANA-Heavy Construction Unadjusted Goal is 11.9%

FUND TYPE	TOTAL EXPENDITURES	TOTAL SPENT WITH NON-HUBS AMOUNT/%	TOTAL SPENT WITH **ADJ. HUBS 8.6% AMOUNT/%	TOTAL SPENT WITH *OTHER HUBS 5.3% AMOUNT/%	ASIAN PACIFIC AMOUNT/%	**ADJUSTED HUB GOAL 6.6% BLACK AMOUNT/%	HISPANIC AMOUNT/%	NATIVE AMERICAN AMOUNT/%	*OTHER HUB GOAL 5.3% WOMAN AMOUNT/%
T									
N									
S									
-TC									
C									

764-TEXAS A & M UNIVERSITY - TEXARKANA-Building Construction Unadjusted Goal is 26.1%

FUND TYPE	TOTAL EXPENDITURES	TOTAL SPENT WITH NON-HUBS	TOTAL SPENT WITH **ADJ. HUBS 25.1% AMOUNT/%	TOTAL SPENT WITH *OTHER HUBS 1.0% AMOUNT/%	BLACK	HISPANIC	WOMAN	*OTHER HUB GOAL 1.0% ASIAN PACIFIC NATIVE AMERICAN
T								
N								
S								
-TC								
C								

764-TEXAS A & M UNIVERSITY - TEXARKANA-Special Trade Unadjusted Goal is 57.2%

FUND TYPE	TOTAL EXPENDITURES	TOTAL SPENT WITH NON-HUBS	TOTAL SPENT WITH **ADJ. HUBS 47.0% AMOUNT/%	TOTAL SPENT WITH *OTHER HUBS 10.2% AMOUNT/%	**ADJUSTED HUB GOAL 47.0% BLACK	HISPANIC	*OTHER HUB GOAL 10.2% ASIAN PACIFIC NATIVE AMERICAN WOMAN
T	\$2,664	\$2,664/100 %					
N							
S							
-TC							
C	\$2,664	\$2,664/100 %					

764-TEXAS A & M UNIVERSITY - TEXARKANA-Professional Services Unadjusted Goal is 20.0%

FUND TYPE	TOTAL EXPENDITURES	TOTAL SPENT WITH NON-HUBS	TOTAL SPENT WITH **ADJ. HUBS 18.1% AMOUNT/%	TOTAL SPENT WITH *OTHER HUBS 1.9% AMOUNT/%	BLACK	HISPANIC	WOMAN	*OTHER HUB GOAL 1.9% ASIAN PACIFIC NATIVE AMERICAN
T								
N								
S								
-TC								
C								

764-TEXAS A & M UNIVERSITY - TEXARKANA-Other Services Unadjusted Goal is 33.0%

FUND TYPE	TOTAL EXPENDITURES	TOTAL SPENT WITH NON-HUBS	TOTAL SPENT WITH **ADJ. HUBS 33.0% AMOUNT/%	ASIAN PACIFIC	BLACK	HISPANIC	NATIVE AMERICAN	WOMAN
T	\$123,431	\$123,021/99.6%	\$410/.332%	\$292/.237%		\$98/.079%		\$19/.015%
N	\$22,805	\$22,770/99.6%	\$35/.153%			\$10/.043%		\$25/.109%
S								
-TC	\$85	\$85/100 %						
C	\$146,151	\$145,706/99.6%	\$445/.304%	\$292/.200%		\$108/.074%		\$44/.030%

764-TEXAS A & M UNIVERSITY - TEXARKANA-Commodity Purchasing Unadjusted Goal is 12.6%

FUND TYPE	TOTAL EXPENDITURES	TOTAL SPENT WITH NON-HUBS	TOTAL SPENT WITH **ADJ. HUBS 11.5% AMOUNT/%	TOTAL SPENT WITH *OTHER HUBS 1.1% AMOUNT/%	BLACK	HISPANIC	WOMAN	*OTHER HUB GOAL 1.1% ASIAN PACIFIC NATIVE AMERICAN
T	\$302,074	\$162,775/53.8%	\$26,169/8.66%	\$113,129/37.4%	\$176/.058%	\$6,635/2.19%	\$19,356/6.40%	\$113,129/37.4%
N	\$136,733	\$98,797/72.2%	\$12,536/9.16%	\$25,400/18.5%		\$11,403/8.33%	\$1,133/.828%	\$25,400/18.5%
S								
-TC	\$42,826	\$42,826/100 %						
C	\$395,981	\$218,746/55.2%	\$38,705/9.77%	\$138,529/34.9%	\$176/.044%	\$18,038/4.55%	\$20,489/5.17%	\$138,529/34.9%

DB = DEBIT (NEGATIVE AMOUNT) * = OTHER HUBS ** = ADJUSTED HUBS *** = DOLLARS REPORTED BUT NOT SHOWN IN THESE COLUMNS. SEE COVER LETTER PARA. 4
T=TREASURY, N=NDN-TREASURY, S=SUBCONTRACTOR FUNDS & PROCUREMENT CARD HUB PURCHASES, TC=TERM CONTRACT, C=CONSOLIDATED. SEE PAGE 4 OF HUB REPORT FOR FUND TYPE DESCRIPTION.

765-UNIVERSITY OF HOUSTON - VICTORIA-Heavy Construction Unadjusted Goal is 11.9%

FUND TYPE	TOTAL EXPENDITURES	TOTAL SPENT WITH NON-HUBS AMOUNT/%	TOTAL SPENT WITH **ADJ. HUBS 5.6% AMOUNT/%	TOTAL SPENT WITH *OTHER HUBS 5.3% AMOUNT/%	ASIAN PACIFIC AMOUNT/%	**ADJUSTED HUB GOAL 6.6% BLACK AMOUNT/%	HISPANIC AMOUNT/%	NATIVE AMERICAN AMOUNT/%	*OTHER HUB GOAL 5.3% WOMAN AMOUNT/%
-----------	--------------------	------------------------------------	--	--	------------------------	--	-------------------	--------------------------	--

T									
N									
S									
-TC									
C									

765-UNIVERSITY OF HOUSTON - VICTORIA-Building Construction Unadjusted Goal is 26.1%

FUND TYPE	TOTAL EXPENDITURES	TOTAL SPENT WITH NON-HUBS	TOTAL SPENT WITH **ADJ. HUBS 25.1%	TOTAL SPENT WITH *OTHER HUBS 1.0%	BLACK	**ADJUSTED HUB GOAL 26.1% HISPANIC	WOMAN	*OTHER HUB GOAL 1.0% ASIAN PACIFIC	NATIVE AMERICAN
-----------	--------------------	---------------------------	------------------------------------	-----------------------------------	-------	---------------------------------------	-------	---------------------------------------	-----------------

T									
N	\$2,089,917	\$2,089,917/100 %							
S	***	***							
-TC									
C	\$2,089,917	\$2,089,917/100 %							

765-UNIVERSITY OF HOUSTON - VICTORIA-Special Trade Unadjusted Goal is 57.2%

FUND TYPE	TOTAL EXPENDITURES	TOTAL SPENT WITH NON-HUBS	TOTAL SPENT WITH **ADJ. HUBS 47.0%	TOTAL SPENT WITH *OTHER HUBS 10.2%	BLACK	**ADJUSTED HUB GOAL 47.0% HISPANIC	ASIAN PACIFIC	*OTHER HUB GOAL 10.2% NATIVE AMERICAN	WOMAN
-----------	--------------------	---------------------------	------------------------------------	------------------------------------	-------	---------------------------------------	---------------	--	-------

T	\$31,791	\$31,791/100 %							
N									
S									
-TC									
C	\$31,791	\$31,791/100 %							

765-UNIVERSITY OF HOUSTON - VICTORIA-Professional Services Unadjusted Goal is 20.0%

FUND TYPE	TOTAL EXPENDITURES	TOTAL SPENT WITH NON-HUBS	TOTAL SPENT WITH **ADJ. HUBS 18.1%	TOTAL SPENT WITH *OTHER HUBS 1.8%	BLACK	**ADJUSTED HUB GOAL 18.1% HISPANIC	WOMAN	*OTHER HUB GOAL 1.9% ASIAN PACIFIC	NATIVE AMERICAN
-----------	--------------------	---------------------------	------------------------------------	-----------------------------------	-------	---------------------------------------	-------	---------------------------------------	-----------------

T	\$7,680	\$7,680/100 %							
N									
S									
-TC									
C	\$7,680	\$7,680/100 %							

765-UNIVERSITY OF HOUSTON - VICTORIA-Other Services Unadjusted Goal is 33.0%

FUND TYPE	TOTAL EXPENDITURES	TOTAL SPENT WITH NON-HUBS	TOTAL SPENT WITH **ADJ. HUBS 33.0%	ASIAN PACIFIC	**ADJUSTED HUB GOAL 33.0% BLACK	HISPANIC	NATIVE AMERICAN	WOMAN
-----------	--------------------	---------------------------	------------------------------------	---------------	------------------------------------	----------	-----------------	-------

T	\$85,876	\$81,131/94.4%	\$4,745/5.62%			\$3,890/4.52%		\$855/.996%
N	\$123,476	\$104,677/84.7%	\$18,798/15.2%					\$18,798/15.2%
S								
-TC	\$772	\$772/100 %						
C	\$208,580	\$185,036/88.7%	\$23,543/11.2%			\$3,890/1.86%		\$18,653/9.42%

765-UNIVERSITY OF HOUSTON - VICTORIA-Commodity Purchasing Unadjusted Goal is 12.6%

FUND TYPE	TOTAL EXPENDITURES	TOTAL SPENT WITH NON-HUBS	TOTAL SPENT WITH **ADJ. HUBS 11.5%	TOTAL SPENT WITH *OTHER HUBS 1.1%	BLACK	**ADJUSTED HUB GOAL 11.5% HISPANIC	WOMAN	*OTHER HUB GOAL 1.1% ASIAN PACIFIC	NATIVE AMERICAN
-----------	--------------------	---------------------------	------------------------------------	-----------------------------------	-------	---------------------------------------	-------	---------------------------------------	-----------------

T	\$471,454	\$314,773/66.7%	\$110,325/23.4%	\$46,355/9.83%	\$543/.115%	\$94,868/20.1%	\$14,914/3.16%	\$46,355/9.83%	
N	\$204,106	\$139,095/68.1%	\$21,811/10.6%	\$43,198/21.1%		\$20,278/9.93%	\$1,533/.751%	\$43,198/21.1%	
S									
-TC	\$23,945	\$23,945/100 %							
C	\$651,615	\$429,924/65.9%	\$132,137/20.2%	\$89,553/13.7%	\$543/.083%	\$115,146/17.6%	\$16,447/2.52%	\$89,553/13.7%	

DB = DEBIT (NEGATIVE AMOUNT) * = OTHER HUBS ** = ADJUSTED HUBS *** = DOLLARS REPORTED BUT NOT SHOWN IN THESE COLUMNS. SEE COVER LETTER PARA. 4
T-TREASURY, N-NON-TREASURY, S-SUBCONTRACTOR FUNDS & PROCUREMENT CARD HUB PURCHASES, TC-TERM CONTRACT, C-CONSOLIDATED. SEE PAGE 4 OF HUB REPORT FOR FUND TYPE DESCRIPTION.

767-SW COLLEGIATE INSTITUTE FOR THE DEAF-Heavy Construction Unadjusted Goal is 11.9%

FUND TYPE	TOTAL EXPENDITURES	TOTAL SPENT WITH NON-HUBS AMOUNT/%	TOTAL SPENT WITH **ADJ. HUBS 6.6% AMOUNT/%	TOTAL SPENT WITH *OTHER HUBS 5.3% AMOUNT/%	ASIAN PACIFIC AMOUNT/%	**ADJUSTED HUB GOAL 6.6% BLACK AMOUNT/%	HISPANIC AMOUNT/%	NATIVE AMERICAN AMOUNT/%	*OTHER HUB GOAL 5.3% WOMAN AMOUNT/%
T									
N									
S									
-TC									
C									

767-SW COLLEGIATE INSTITUTE FOR THE DEAF-Building Construction Unadjusted Goal is 26.1%

FUND TYPE	TOTAL EXPENDITURES	TOTAL SPENT WITH NON-HUBS	TOTAL SPENT WITH **ADJ. HUBS 25.1%	TOTAL SPENT WITH *OTHER HUBS 1.0%	BLACK	**ADJUSTED HUB GOAL 25.1% HISPANIC	WOMAN	*OTHER HUB GOAL 1.0% ASIAN PACIFIC	NATIVE AMERICAN
T									
N									
S									
-TC									
C									

767-SW COLLEGIATE INSTITUTE FOR THE DEAF-Special Trade Unadjusted Goal is 57.2%

FUND TYPE	TOTAL EXPENDITURES	TOTAL SPENT WITH NON-HUBS	TOTAL SPENT WITH **ADJ. HUBS 47.0%	TOTAL SPENT WITH *OTHER HUBS 10.2%	BLACK	**ADJUSTED HUB GOAL 47.0% HISPANIC	ASIAN PACIFIC	*OTHER HUB GOAL 10.2% NATIVE AMERICAN	WOMAN
T	\$9,719	\$9,719/100 %							
N									
S									
-TC									
C	\$9,719	\$9,719/100 %							

767-SW COLLEGIATE INSTITUTE FOR THE DEAF-Professional Services Unadjusted Goal is 20.0%

FUND TYPE	TOTAL EXPENDITURES	TOTAL SPENT WITH NON-HUBS	TOTAL SPENT WITH **ADJ. HUBS 18.1%	TOTAL SPENT WITH *OTHER HUBS 1.9%	BLACK	**ADJUSTED HUB GOAL 18.1% HISPANIC	WOMAN	*OTHER HUB GOAL 1.9% ASIAN PACIFIC	NATIVE AMERICAN
T									
N									
S									
-TC									
C									

767-SW COLLEGIATE INSTITUTE FOR THE DEAF-Other Services Unadjusted Goal is 33.0%

FUND TYPE	TOTAL EXPENDITURES	TOTAL SPENT WITH NON-HUBS	TOTAL SPENT WITH **ADJ. HUBS 33.0%	ASIAN PACIFIC	**ADJUSTED HUB GOAL 33.0% BLACK	HISPANIC	NATIVE AMERICAN	WOMAN
T	\$602,620	\$602,620/100 %						
N								
S								
-TC								
C	\$602,620	\$602,620/100 %						

767-SW COLLEGIATE INSTITUTE FOR THE DEAF-Commodity Purchasing Unadjusted Goal is 12.6%

FUND TYPE	TOTAL EXPENDITURES	TOTAL SPENT WITH NON-HUBS	TOTAL SPENT WITH **ADJ. HUBS 11.5%	TOTAL SPENT WITH *OTHER HUBS 1.1%	BLACK	**ADJUSTED HUB GOAL 11.5% HISPANIC	WOMAN	*OTHER HUB GOAL 1.1% ASIAN PACIFIC	NATIVE AMERICAN
T	\$31,364	\$22,933/73.1%		\$8,430/26.8%				\$8,430/26.8%	
N									
S									
-TC									
C	\$31,364	\$22,933/73.1%		\$8,430/26.8%				\$8,430/26.8%	

DB = DEBIT (NEGATIVE AMOUNT) * = OTHER HUBS ** = ADJUSTED HUBS *** = DOLLARS REPORTED BUT NOT SHOWN IN THESE COLUMNS. SEE COVER LETTER PARA. 4
T=TREASURY, N=NON-TREASURY, S=SUBCONTRACTOR FUNDS & PROCUREMENT CARD HUB PURCHASES, TC=TERM CONTRACT, C=CONSOLIDATED. SEE PAGE 4 OF HUB REPORT FOR FUND TYPE DESCRIPTION.

FUND TYPE	TOTAL EXPENDITURES	TOTAL SPENT WITH NON-HUBS AMOUNT/%	771-SCHOOL/BLIND AND VISUALLY IMPAIRED-Heavy Construction Unadjusted Goal is 11.9%		**ADJUSTED HUB GOAL 6.6%				*OTHER HUB GOAL 5.3% WOMAN AMOUNT/%
			TOTAL SPENT WITH **ADJ. HUBS 6.6% AMOUNT/%	TOTAL SPENT WITH *OTHER HUBS 5.3% AMOUNT/%	ASIAN PACIFIC AMOUNT/%	BLACK AMOUNT/%	HISPANIC AMOUNT/%	NATIVE AMERICAN AMOUNT/%	

T									
N									
S									
-TC									
C									

FUND TYPE	TOTAL EXPENDITURES	TOTAL SPENT WITH NON-HUBS	771-SCHOOL/BLIND AND VISUALLY IMPAIRED-Building Construction Unadjusted Goal is 26.1%		**ADJUSTED HUB GOAL 25.1%			*OTHER HUB GOAL 1.0%	
			TOTAL SPENT WITH **ADJ. HUBS 25.1%	TOTAL SPENT WITH *OTHER HUBS 1.0%	BLACK	HISPANIC	WOMAN	ASIAN PACIFIC	NATIVE AMERICAN

T									
N									
S									
-TC									
C									

FUND TYPE	TOTAL EXPENDITURES	TOTAL SPENT WITH NON-HUBS	771-SCHOOL/BLIND AND VISUALLY IMPAIRED-Special Trade Unadjusted Goal is 57.2%		**ADJUSTED HUB GOAL 47.0%		*OTHER HUB GOAL 10.2%		
			TOTAL SPENT WITH **ADJ. HUBS 47.0%	TOTAL SPENT WITH *OTHER HUBS 10.2%	BLACK	HISPANIC	ASIAN PACIFIC	NATIVE AMERICAN	WOMAN

T	\$778,958	\$60,457/7.76%		\$718,500/92.2%					\$718,500/92.2%
N									
S									
-TC									
C	\$778,958	\$60,457/7.76%		\$718,500/92.2%					\$718,500/92.2%

FUND TYPE	TOTAL EXPENDITURES	TOTAL SPENT WITH NON-HUBS	771-SCHOOL/BLIND AND VISUALLY IMPAIRED-Professional Services Unadjusted Goal is 20.0%		**ADJUSTED HUB GOAL 18.1%			*OTHER HUB GOAL 1.9%	
			TOTAL SPENT WITH **ADJ. HUBS 18.1%	TOTAL SPENT WITH *OTHER HUBS 1.9%	BLACK	HISPANIC	WOMAN	ASIAN PACIFIC	NATIVE AMERICAN

T	\$17,156	\$17,156/100%							
N									
S									
-TC									
C	\$17,156	\$17,156/100%							

FUND TYPE	TOTAL EXPENDITURES	TOTAL SPENT WITH NON-HUBS	771-SCHOOL/BLIND AND VISUALLY IMPAIRED-Other Services Unadjusted Goal is 33.0%		**ADJUSTED HUB GOAL 33.0%				
			TOTAL SPENT WITH **ADJ. HUBS 33.0%	ASIAN PACIFIC	BLACK	HISPANIC	NATIVE AMERICAN	WOMAN	

T	\$189,830	\$151,263/79.6%	\$38,566/20.3%			\$8,574/4.51%			\$29,992/15.7%
N									
S									
-TC									
C	\$189,830	\$151,263/79.6%	\$38,566/20.3%			\$8,574/4.51%			\$29,992/15.7%

FUND TYPE	TOTAL EXPENDITURES	TOTAL SPENT WITH NON-HUBS	771-SCHOOL/BLIND AND VISUALLY IMPAIRED-Commodity Purchasing Unadjusted Goal is 12.6%		**ADJUSTED HUB GOAL 11.5%			*OTHER HUB GOAL 1.1%	
			TOTAL SPENT WITH **ADJ. HUBS 11.5%	TOTAL SPENT WITH *OTHER HUBS 1.1%	BLACK	HISPANIC	WOMAN	ASIAN PACIFIC	NATIVE AMERICAN

T	\$513,751	\$325,051/63.2%	\$166,176/32.3%	\$22,523/4.38%	\$193/.037%	\$84,003/16.3%	\$81,980/15.9%	\$22,523/4.38%	
N									
S									
-TC	\$29,234	\$27,325/93.4%	\$817/2.79%	\$1,091/3.73%			\$817/2.79%	\$1,091/3.73%	
C	\$484,517	\$297,726/61.4%	\$165,359/34.1%	\$21,431/4.42%	\$193/.039%	\$84,003/17.3%	\$81,163/16.7%	\$21,431/4.42%	

DB = DEBIT (NEGATIVE AMOUNT) * = OTHER HUBS ** = ADJUSTED HUBS *** = DOLLARS REPORTED BUT NOT SHOWN IN THESE COLUMNS. SEE COVER LETTER PARA. 4
T=TREASURY, N=NON-TREASURY, S=SUBCONTRACTOR FUNDS & PROCUREMENT CARD HUB PURCHASES, TC=TERM CONTRACT, C=CONSOLIDATED. SEE PAGE 4 OF HUB REPORT FOR FUND TYPE DESCRIPTION.

FUND TYPE	TOTAL EXPENDITURES	TOTAL SPENT WITH NON-HUBS AMOUNT/%	772-SCHOOL FOR THE DEAF-Heavy Construction Unadjusted Goal is 11.9%		**ADJUSTED HUB GOAL 6.6%				*OTHER HUB GOAL 5.3% WOMAN AMOUNT/%
			TOTAL SPENT WITH **ADJ. HUBS 8.6% AMOUNT/%	TOTAL SPENT WITH *OTHER HUBS 5.3% AMOUNT/%	ASIAN PACIFIC AMOUNT/%	BLACK AMOUNT/%	HISPANIC AMOUNT/%	NATIVE AMERICAN AMOUNT/%	

T
N
S
-TC

C

FUND TYPE	TOTAL EXPENDITURES	TOTAL SPENT WITH NON-HUBS	772-SCHOOL FOR THE DEAF-Building Construction Unadjusted Goal is 26.1%		**ADJUSTED HUB GOAL 25.1%			*OTHER HUB GOAL 1.0%	
			TOTAL SPENT WITH **ADJ. HUBS 25.1%	TOTAL SPENT WITH *OTHER HUBS 1.0%	BLACK	HISPANIC	WOMAN	ASIAN PACIFIC	NATIVE AMERICAN

T
N
S
-TC

C

FUND TYPE	TOTAL EXPENDITURES	TOTAL SPENT WITH NON-HUBS	772-SCHOOL FOR THE DEAF-Special Trade Unadjusted Goal is 57.2%		**ADJUSTED HUB GOAL 47.0%			*OTHER HUB GOAL 10.2%		
			TOTAL SPENT WITH **ADJ. HUBS 47.0%	TOTAL SPENT WITH *OTHER HUBS 10.2%	BLACK	HISPANIC	ASIAN PACIFIC	NATIVE AMERICAN	WOMAN	

T
N
S
-TC

C

FUND TYPE	TOTAL EXPENDITURES	TOTAL SPENT WITH NON-HUBS	772-SCHOOL FOR THE DEAF-Professional Services Unadjusted Goal is 20.0%		**ADJUSTED HUB GOAL 18.1%			*OTHER HUB GOAL 1.9%	
			TOTAL SPENT WITH **ADJ. HUBS 18.1%	TOTAL SPENT WITH *OTHER HUBS 1.8%	BLACK	HISPANIC	WOMAN	ASIAN PACIFIC	NATIVE AMERICAN

T
N
S
-TC

C

FUND TYPE	TOTAL EXPENDITURES	TOTAL SPENT WITH NON-HUBS	772-SCHOOL FOR THE DEAF-Other Services Unadjusted Goal is 33.0%		**ADJUSTED HUB GOAL 33.0%				
			TOTAL SPENT WITH **ADJ. HUBS 33.0%	ASIAN PACIFIC	BLACK	HISPANIC	NATIVE AMERICAN	WOMAN	

T
N
S
-TC

C

FUND TYPE	TOTAL EXPENDITURES	TOTAL SPENT WITH NON-HUBS	772-SCHOOL FOR THE DEAF-Commodity Purchasing Unadjusted Goal is 12.6%		**ADJUSTED HUB GOAL 11.5%			*OTHER HUB GOAL 1.1%	
			TOTAL SPENT WITH **ADJ. HUBS 11.5%	TOTAL SPENT WITH *OTHER HUBS 1.1%	BLACK	HISPANIC	WOMAN	ASIAN PACIFIC	NATIVE AMERICAN

T
N
S
-TC

C

DB = DEBIT (NEGATIVE AMOUNT) * = OTHER HUBS ** = ADJUSTED HUBS *** = DOLLARS REPORTED BUT NOT SHOWN IN THESE COLUMNS. SEE COVER LETTER PARA. 4
T-TREASURY, N=NON-TREASURY, S=SUBCONTRACTOR FUNDS & PROCUREMENT CARD HUB PURCHASES, TC-TERM CONTRACT, C=CONSOLIDATED. SEE PAGE 4 OF HUB REPORT FOR FUND TYPE DESCRIPTION.

781-TX HIGHER EDUCATION COORD BOARD-Heavy Construction Unadjusted Goal is 11.9%

FUND TYPE	TOTAL EXPENDITURES	TOTAL SPENT WITH NON-HUBS AMOUNT/%	TOTAL SPENT WITH **ADJ. HUBS 6.6% AMOUNT/%	TOTAL SPENT WITH *OTHER HUBS 5.3% AMOUNT/%	ASIAN PACIFIC AMOUNT/%	**ADJUSTED HUB GOAL 6.6% BLACK AMOUNT/%	HISPANIC AMOUNT/%	NATIVE AMERICAN AMOUNT/%	*OTHER HUB GOAL 5.3% WOMAN AMOUNT/%
-----------	--------------------	------------------------------------	--	--	------------------------	--	-------------------	--------------------------	--

T
N
S
-TC

C

781-TX HIGHER EDUCATION COORD BOARD-Building Construction Unadjusted Goal is 26.1%

FUND TYPE	TOTAL EXPENDITURES	TOTAL SPENT WITH NON-HUBS	TOTAL SPENT WITH **ADJ. HUBS 25.1%	TOTAL SPENT WITH *OTHER HUBS 1.0%	BLACK	**ADJUSTED HUB GOAL 25.1% HISPANIC	WOMAN	*OTHER HUB GOAL 1.0% ASIAN PACIFIC	NATIVE AMERICAN
-----------	--------------------	---------------------------	------------------------------------	-----------------------------------	-------	---------------------------------------	-------	---------------------------------------	-----------------

T
N
S
-TC

C

781-TX HIGHER EDUCATION COORD BOARD-Special Trade Unadjusted Goal is 57.2%

FUND TYPE	TOTAL EXPENDITURES	TOTAL SPENT WITH NON-HUBS	TOTAL SPENT WITH **ADJ. HUBS 47.0%	TOTAL SPENT WITH *OTHER HUBS 10.2%	**ADJUSTED HUB GOAL 47.0% BLACK	HISPANIC	*OTHER HUB GOAL 10.2% ASIAN PACIFIC	NATIVE AMERICAN	WOMAN
-----------	--------------------	---------------------------	------------------------------------	------------------------------------	------------------------------------	----------	--	-----------------	-------

T
N
S
-TC

C

781-TX HIGHER EDUCATION COORD BOARD-Professional Services Unadjusted Goal is 20.0%

FUND TYPE	TOTAL EXPENDITURES	TOTAL SPENT WITH NON-HUBS	TOTAL SPENT WITH **ADJ. HUBS 18.1%	TOTAL SPENT WITH *OTHER HUBS 1.9%	BLACK	**ADJUSTED HUB GOAL 18.1% HISPANIC	WOMAN	*OTHER HUB GOAL 1.9% ASIAN PACIFIC	NATIVE AMERICAN
-----------	--------------------	---------------------------	------------------------------------	-----------------------------------	-------	---------------------------------------	-------	---------------------------------------	-----------------

T
N
S
-TC

C

781-TX HIGHER EDUCATION COORD BOARD-Other Services Unadjusted Goal is 33.0%

FUND TYPE	TOTAL EXPENDITURES	TOTAL SPENT WITH NON-HUBS	TOTAL SPENT WITH **ADJ. HUBS 33.0%	ASIAN PACIFIC	**ADJUSTED HUB GOAL 33.0% BLACK	HISPANIC	NATIVE AMERICAN	WOMAN
-----------	--------------------	---------------------------	------------------------------------	---------------	------------------------------------	----------	-----------------	-------

T
N
S
-TC

C

781-TX HIGHER EDUCATION COORD BOARD-Commodity Purchasing Unadjusted Goal is 12.6%

FUND TYPE	TOTAL EXPENDITURES	TOTAL SPENT WITH NON-HUBS	TOTAL SPENT WITH **ADJ. HUBS 11.5%	TOTAL SPENT WITH *OTHER HUBS 1.1%	BLACK	**ADJUSTED HUB GOAL 11.5% HISPANIC	WOMAN	*OTHER HUB GOAL 1.1% ASIAN PACIFIC	NATIVE AMERICAN
-----------	--------------------	---------------------------	------------------------------------	-----------------------------------	-------	---------------------------------------	-------	---------------------------------------	-----------------

T
N
S
-TC

C

DB = DEBIT (NEGATIVE AMOUNT) * = OTHER HUBS ** = ADJUSTED HUBS *** = DOLLARS REPORTED BUT NOT SHOWN IN THESE COLUMNS. SEE COVER LETTER PARA. 4
T-TREASURY, N=NON-TREASURY, S=SUBCONTRACTOR FUNDS & PROCUREMENT CARD HUB PURCHASES, TC-TERM CONTRACT, C=CONSOLIDATED. SEE PAGE 4 OF HUB REPORT FOR FUND TYPE DESCRIPTION.

783-UNIVERSITY OF HOUSTON - SYSTEM-Heavy Construction Unadjusted Goal is 11.9%

FUND TYPE	TOTAL EXPENDITURES	TOTAL SPENT WITH NON-HUBS AMOUNT/%	TOTAL SPENT WITH **ADJ. HUBS 8.6% AMOUNT/%	TOTAL SPENT WITH *OTHER HUBS 3.3% AMOUNT/%	ASIAN PACIFIC AMOUNT/%	**ADJUSTED HUB GOAL 6.6% BLACK AMOUNT/%	HISPANIC AMOUNT/%	NATIVE AMERICAN AMOUNT/%	*OTHER HUB GOAL 5.3% WOMAN AMOUNT/%
T									
N									
S									
-TC									
C									

783-UNIVERSITY OF HOUSTON - SYSTEM-Building Construction Unadjusted Goal is 26.1%

FUND TYPE	TOTAL EXPENDITURES	TOTAL SPENT WITH NON-HUBS	TOTAL SPENT WITH **ADJ. HUBS 25.1%	TOTAL SPENT WITH *OTHER HUBS 1.0%	BLACK	**ADJUSTED HUB GOAL 25.1% HISPANIC	WOMAN	*OTHER HUB GOAL 1.0% ASIAN PACIFIC	NATIVE AMERICAN
T	\$100,041	\$37,233/37.2%	\$62,808/62.7%				\$62,808/62.7%		
N	\$3,749,595	\$3,740,056/99.7%	\$9,539/.254%		\$37/.001%	\$9,501/.253%			
S	***	***	\$1,180,671/30.6%	\$1,806,458/46.9%		\$1,180,671/30.6%		\$1,806,458/46.9%	
-TC									
C	\$3,849,637	\$3,777,290/98.1%	\$1,253,018/32.5%	\$1,806,458/46.9%	\$37/.001%	\$1,190,172/30.9%	\$62,808/1.63%	\$1,806,458/46.9%	

783-UNIVERSITY OF HOUSTON - SYSTEM-Special Trade Unadjusted Goal is 57.2%

FUND TYPE	TOTAL EXPENDITURES	TOTAL SPENT WITH NON-HUBS	TOTAL SPENT WITH **ADJ. HUBS 47.0%	TOTAL SPENT WITH *OTHER HUBS 10.2%	BLACK	**ADJUSTED HUB GOAL 47.0% HISPANIC	WOMAN	*OTHER HUB GOAL 10.2% ASIAN PACIFIC	NATIVE AMERICAN
T									
N									
S									
-TC									
C									

783-UNIVERSITY OF HOUSTON - SYSTEM-Professional Services Unadjusted Goal is 20.0%

FUND TYPE	TOTAL EXPENDITURES	TOTAL SPENT WITH NON-HUBS	TOTAL SPENT WITH **ADJ. HUBS 18.1%	TOTAL SPENT WITH *OTHER HUBS 1.9%	BLACK	**ADJUSTED HUB GOAL 18.1% HISPANIC	WOMAN	*OTHER HUB GOAL 1.9% ASIAN PACIFIC	NATIVE AMERICAN
T	\$8,500		\$8,500/100%			\$8,500/100%			
N									
S									
-TC									
C	\$8,500		\$8,500/100%			\$8,500/100%			

783-UNIVERSITY OF HOUSTON - SYSTEM-Other Services Unadjusted Goal is 33.0%

FUND TYPE	TOTAL EXPENDITURES	TOTAL SPENT WITH NON-HUBS	TOTAL SPENT WITH **ADJ. HUBS 33.0%	TOTAL SPENT WITH *OTHER HUBS 1.1%	ASIAN PACIFIC	**ADJUSTED HUB GOAL 33.0% BLACK	HISPANIC	NATIVE AMERICAN	WOMAN
T	\$1,114,376	\$1,114,311/99.9%	\$64/.005%		\$64/.005%				
N	\$688,528	\$686,075/99.6%	\$2,453/.356%						\$2,453/.356%
S									
-TC									
C	\$1,802,904	\$1,800,387/99.8%	\$2,517/.139%		\$64/.003%				\$2,453/.136%

783-UNIVERSITY OF HOUSTON - SYSTEM-Commodity Purchasing Unadjusted Goal is 12.6%

FUND TYPE	TOTAL EXPENDITURES	TOTAL SPENT WITH NON-HUBS	TOTAL SPENT WITH **ADJ. HUBS 11.5%	TOTAL SPENT WITH *OTHER HUBS 1.1%	BLACK	**ADJUSTED HUB GOAL 11.5% HISPANIC	WOMAN	*OTHER HUB GOAL 1.1% ASIAN PACIFIC	NATIVE AMERICAN
T	\$620,507	\$609,814/98.2%	\$7,776/1.25%	\$2,916/.470%			\$7,776/1.25%	\$2,916/.470%	
N	\$492,499	\$475,828/96.6%	\$15,226/3.09%	\$1,444/.293%	\$5,978/1.21%		\$9,248/1.87%	\$1,444/.293%	
S									
-TC	\$2,864	\$2,864/100%							
C	\$1,110,142	\$1,082,778/97.5%	\$23,002/2.07%	\$4,360/.392%	\$5,978/.538%		\$17,024/1.53%	\$4,360/.392%	

DB = DEBIT (NEGATIVE AMOUNT) * = OTHER HUBS ** = ADJUSTED HUBS *** = DOLLARS REPORTED BUT NOT SHOWN IN THESE COLUMNS. SEE COVER LETTER PARA. 4
T-TREASURY, N=NON-TREASURY, S-SUBCONTRACTOR FUNDS & PROCUREMENT CARD HUB PURCHASES, TC-TERM CONTRACT, C=CONSOLIDATED. SEE PAGE 4 OF HUB REPORT FOR FUND TYPE DESCRIPTION.

784-UNIVERSITY OF HOUSTON - DOWNTOWN-Heavy Construction Unadjusted Goal is 11.9%

FUND TYPE	TOTAL EXPENDITURES	TOTAL SPENT WITH NON-HUBS AMOUNT/%	TOTAL SPENT WITH **ADJ. HUBS 8.6% AMOUNT/%	TOTAL SPENT WITH *OTHER HUBS 5.3% AMOUNT/%	ASIAN PACIFIC AMOUNT/%	**ADJUSTED HUB GOAL 6.6% BLACK AMOUNT/%	HISPANIC AMOUNT/%	NATIVE AMERICAN AMOUNT/%	*OTHER HUB GOAL 5.3% WOMAN AMOUNT/%
T									
N	\$25,590	\$25,590/100 %							
S									
-TC									
C	\$25,590	\$25,590/100 %							

784-UNIVERSITY OF HOUSTON - DOWNTOWN-Building Construction Unadjusted Goal is 26.1%

FUND TYPE	TOTAL EXPENDITURES	TOTAL SPENT WITH NON-HUBS	TOTAL SPENT WITH **ADJ. HUBS 25.1%	TOTAL SPENT WITH *OTHER HUBS 1.0%	BLACK	**ADJUSTED HUB GOAL 25.1% HISPANIC	WOMAN	*OTHER HUB GOAL 1.0% ASIAN PACIFIC	NATIVE AMERICAN
T	\$1,878,055	\$262,602/13.9%		\$1,615,452/86.0%				\$1,615,452/86.0%	
N	\$101,358	\$93,000/91.7%		\$8,358/8.24%				\$8,358/8.24%	
S									
-TC									
C	\$1,979,413	\$355,602/17.9%		\$1,623,810/82.0%				\$1,623,810/82.0%	

784-UNIVERSITY OF HOUSTON - DOWNTOWN-Special Trade Unadjusted Goal is 57.2%

FUND TYPE	TOTAL EXPENDITURES	TOTAL SPENT WITH NON-HUBS	TOTAL SPENT WITH **ADJ. HUBS 47.0%	TOTAL SPENT WITH *OTHER HUBS 10.2%	BLACK	**ADJUSTED HUB GOAL 47.0% HISPANIC	ASIAN PACIFIC	*OTHER HUB GOAL 10.2% NATIVE AMERICAN	WOMAN
T	\$330,102	\$330,102/100 %							
N	\$327,162	\$327,162/100 %							
S									
-TC									
C	\$657,264	\$657,264/100 %							

784-UNIVERSITY OF HOUSTON - DOWNTOWN-Professional Services Unadjusted Goal is 20.0%

FUND TYPE	TOTAL EXPENDITURES	TOTAL SPENT WITH NON-HUBS	TOTAL SPENT WITH **ADJ. HUBS 18.1%	TOTAL SPENT WITH *OTHER HUBS 1.9%	BLACK	**ADJUSTED HUB GOAL 18.1% HISPANIC	WOMAN	*OTHER HUB GOAL 1.9% ASIAN PACIFIC	NATIVE AMERICAN
T	\$2,264	\$2,264/100 %							
N	\$2,885	\$2,885/100 %							
S									
-TC									
C	\$5,149	\$5,149/100 %							

784-UNIVERSITY OF HOUSTON - DOWNTOWN-Other Services Unadjusted Goal is 33.0%

FUND TYPE	TOTAL EXPENDITURES	TOTAL SPENT WITH NON-HUBS	TOTAL SPENT WITH **ADJ. HUBS 33.0%	TOTAL SPENT WITH *OTHER HUBS 1.1%	ASIAN PACIFIC	**ADJUSTED HUB GOAL 33.0% BLACK	HISPANIC	NATIVE AMERICAN	WOMAN
T	\$313,431	\$303,053/96.6%	\$10,377/3.31%		\$8,853/2.82%				\$1,524/.486%
N	\$1,064,284	\$885,553/83.2%	\$178,730/16.7%		\$160,355/15.0%				\$18,374/1.72%
S									
-TC									
C	\$1,377,715	\$1,188,607/86.2%	\$189,108/13.7%		\$169,209/12.2%				\$19,898/1.44%

784-UNIVERSITY OF HOUSTON - DOWNTOWN-Commodity Purchasing Unadjusted Goal is 12.6%

FUND TYPE	TOTAL EXPENDITURES	TOTAL SPENT WITH NON-HUBS	TOTAL SPENT WITH **ADJ. HUBS 11.5%	TOTAL SPENT WITH *OTHER HUBS 1.1%	BLACK	**ADJUSTED HUB GOAL 11.5% HISPANIC	WOMAN	*OTHER HUB GOAL 1.1% ASIAN PACIFIC	NATIVE AMERICAN
T	\$781,697	\$698,888/89.4%	\$81,656/10.4%	\$1,153/.147%	\$8,636/1.10%	\$45,931/5.87%	\$27,088/3.46%	\$1,153/.147%	
N	\$939,731	\$850,926/90.5%	\$89,086/7.35%	\$19,717/2.09%	\$6,956/.740%	\$14,785/1.57%	\$47,345/5.03%	\$19,717/2.09%	
S									
-TC	\$6,908	\$6,908/100 %							
C	\$1,714,519	\$1,542,906/89.9%	\$150,742/8.79%	\$20,870/1.21%	\$15,592/.909%	\$60,716/3.54%	\$74,434/4.34%	\$20,870/1.21%	

DB = DEBIT (NEGATIVE AMOUNT) * = OTHER HUBS ** = ADJUSTED HUBS *** = DOLLARS REPORTED BUT NOT SHOWN IN THESE COLUMNS. SEE COVER LETTER PARA. 4
T-TREASURY, N-NON-TREASURY, S-SUBCONTRACTOR FUNDS & PROCUREMENT CARD HUB PURCHASES, TC-TERM CONTRACT, C-CONSOLIDATED. SEE PAGE 4 OF HUB REPORT FOR FUND TYPE DESCRIPTION.

785-UNIV OF TEXAS HEALTH CENTER AT TYLER-Heavy Construction Unadjusted Goal is 11.9%

FUND TYPE	TOTAL EXPENDITURES	TOTAL SPENT WITH NON-HUBS AMOUNT/%	TOTAL SPENT WITH **ADJ. HUBS 8.6% AMOUNT/%	TOTAL SPENT WITH *OTHER HUBS 5.3% AMOUNT/%	ASIAN PACIFIC AMOUNT/%	**ADJUSTED HUB GOAL 6.6% BLACK AMOUNT/%	HISPANIC AMOUNT/%	NATIVE AMERICAN AMOUNT/%	*OTHER HUB GOAL 5.3% WOMAN AMOUNT/%
T									
N	\$1,037	\$1,037/100 %							
S									
-TC									
C	\$1,037	\$1,037/100 %							

785-UNIV OF TEXAS HEALTH CENTER AT TYLER-Building Construction Unadjusted Goal is 26.1%

FUND TYPE	TOTAL EXPENDITURES	TOTAL SPENT WITH NON-HUBS	TOTAL SPENT WITH **ADJ. HUBS 25.1%	TOTAL SPENT WITH *OTHER HUBS 1.0%	BLACK	**ADJUSTED HUB GOAL 25.1% HISPANIC	WOMAN	*OTHER HUB GOAL 1.0% ASIAN PACIFIC	NATIVE AMERICAN
T									
N									
S									
-TC									
C									

785-UNIV OF TEXAS HEALTH CENTER AT TYLER-Special Trade Unadjusted Goal is 57.2%

FUND TYPE	TOTAL EXPENDITURES	TOTAL SPENT WITH NON-HUBS	TOTAL SPENT WITH **ADJ. HUBS 47.0%	TOTAL SPENT WITH *OTHER HUBS 10.2%	BLACK	**ADJUSTED HUB GOAL 47.0% HISPANIC	ASIAN PACIFIC	*OTHER HUB GOAL 10.2% NATIVE AMERICAN	WOMAN
T									
N	\$79,830	\$79,830/100 %							
S									
-TC									
C	\$79,830	\$79,830/100 %							

785-UNIV OF TEXAS HEALTH CENTER AT TYLER-Professional Services Unadjusted Goal is 20.0%

FUND TYPE	TOTAL EXPENDITURES	TOTAL SPENT WITH NON-HUBS	TOTAL SPENT WITH **ADJ. HUBS 18.1%	TOTAL SPENT WITH *OTHER HUBS 1.8%	BLACK	**ADJUSTED HUB GOAL 18.1% HISPANIC	WOMAN	*OTHER HUB GOAL 1.8% ASIAN PACIFIC	NATIVE AMERICAN
T									
N	\$527,547	\$527,547/100 %							
S									
-TC									
C	\$527,547	\$527,547/100 %							

785-UNIV OF TEXAS HEALTH CENTER AT TYLER-Other Services Unadjusted Goal is 33.0%

FUND TYPE	TOTAL EXPENDITURES	TOTAL SPENT WITH NON-HUBS	TOTAL SPENT WITH **ADJ. HUBS 33.0%	ASIAN PACIFIC	**ADJUSTED HUB GOAL 33.0% BLACK	HISPANIC	NATIVE AMERICAN	WOMAN
T								
N	\$99,157	\$99,157/100 %						
S	\$1,447,036	\$1,447,036/100 %						
-TC								
C	\$1,546,193	\$1,546,193/100 %						

785-UNIV OF TEXAS HEALTH CENTER AT TYLER-Commodity Purchasing Unadjusted Goal is 12.6%

FUND TYPE	TOTAL EXPENDITURES	TOTAL SPENT WITH NON-HUBS	TOTAL SPENT WITH **ADJ. HUBS 11.5% \$338/.762%	TOTAL SPENT WITH *OTHER HUBS 1.1% \$43,998/99.2%	BLACK	**ADJUSTED HUB GOAL 11.5% HISPANIC	WOMAN	*OTHER HUB GOAL 1.1% ASIAN PACIFIC	NATIVE AMERICAN
T									
N	\$44,336	\$7,271,091/100 %	\$338/.762%	\$43,998/99.2%		\$338/.762%		\$43,998/99.2%	
S	\$7,271,091								
-TC	\$864	\$864/100 %							
C	\$7,314,563	\$7,270,227/99.3%	\$338/.004%	\$43,998/.601%		\$338/.004%		\$43,998/.601%	

DB = DEBIT (NEGATIVE AMOUNT) * = OTHER HUBS ** = ADJUSTED HUBS *** = DOLLARS REPORTED BUT NOT SHOWN IN THESE COLUMNS. SEE COVER LETTER PARA. 4
T=TREASURY, N=NON-TREASURY, S=SUBCONTRACTOR FUNDS & PROCUREMENT CARD HUB PURCHASES, TC=TERM CONTRACT, C=CONSOLIDATED. SEE PAGE 4 OF HUB REPORT FOR FUND TYPE DESCRIPTION.

787-LAMAR STATE COLLEGE - ORANGE-Heavy Construction Unadjusted Goal is 11.9%

FUND TYPE	TOTAL EXPENDITURES	TOTAL SPENT WITH NON-HUBS AMOUNT/%	TOTAL SPENT WITH **ADJ. HUBS 6.6% AMOUNT/%	TOTAL SPENT WITH *OTHER HUBS 5.3% AMOUNT/%	ASIAN PACIFIC AMOUNT/%	**ADJUSTED HUB GOAL 6.6% BLACK AMOUNT/%	HISPANIC AMOUNT/%	NATIVE AMERICAN AMOUNT/%	*OTHER HUB GOAL 5.3% WOMAN AMOUNT/%
T									
N									
S									
-TC									
C									

787-LAMAR STATE COLLEGE - ORANGE-Building Construction Unadjusted Goal is 26.1%

FUND TYPE	TOTAL EXPENDITURES	TOTAL SPENT WITH NON-HUBS	TOTAL SPENT WITH **ADJ. HUBS 25.1%	TOTAL SPENT WITH *OTHER HUBS 1.0%	BLACK	**ADJUSTED HUB GOAL 25.1% HISPANIC	WOMAN	*OTHER HUB GOAL 1.0% ASIAN PACIFIC	NATIVE AMERICAN
T	\$772,085	\$772,085/100 %							
N									
S									
-TC									
C	\$772,085	\$772,085/100 %							

787-LAMAR STATE COLLEGE - ORANGE-Special Trade Unadjusted Goal is 57.2%

FUND TYPE	TOTAL EXPENDITURES	TOTAL SPENT WITH NON-HUBS	TOTAL SPENT WITH **ADJ. HUBS 47.0%	TOTAL SPENT WITH *OTHER HUBS 10.2%	BLACK	**ADJUSTED HUB GOAL 47.0% HISPANIC	WOMAN	*OTHER HUB GOAL 10.2% ASIAN PACIFIC	NATIVE AMERICAN
T	\$149,770	\$143,363/95.7%		\$6,407/4.27%					
N	\$6,215	\$6,215/100 %							\$6,407/4.27%
S									
-TC									
C	\$155,985	\$149,578/95.8%		\$6,407/4.10%					\$6,407/4.10%

787-LAMAR STATE COLLEGE - ORANGE-Professional Services Unadjusted Goal is 20.0%

FUND TYPE	TOTAL EXPENDITURES	TOTAL SPENT WITH NON-HUBS	TOTAL SPENT WITH **ADJ. HUBS 18.1%	TOTAL SPENT WITH *OTHER HUBS 1.8%	BLACK	**ADJUSTED HUB GOAL 18.1% HISPANIC	WOMAN	*OTHER HUB GOAL 1.9% ASIAN PACIFIC	NATIVE AMERICAN
T	\$2,039	\$2,039/100 %							
N									
S									
-TC									
C	\$2,039	\$2,039/100 %							

787-LAMAR STATE COLLEGE - ORANGE-Other Services Unadjusted Goal is 33.0%

FUND TYPE	TOTAL EXPENDITURES	TOTAL SPENT WITH NON-HUBS	TOTAL SPENT WITH **ADJ. HUBS 33.0%	ASIAN PACIFIC	**ADJUSTED HUB GOAL 33.0% BLACK	HISPANIC	NATIVE AMERICAN	WOMAN
T	\$52,537	\$52,412/99.7%	\$125/.238%					\$125/.238%
N	\$146,167	\$146,167/100 %						
S								
-TC	\$648	\$523/80.7%	\$125/19.2%					\$125/19.2%
C	\$198,056	\$198,056/100 %						

787-LAMAR STATE COLLEGE - ORANGE-Commodity Purchasing Unadjusted Goal is 12.6%

FUND TYPE	TOTAL EXPENDITURES	TOTAL SPENT WITH NON-HUBS	TOTAL SPENT WITH **ADJ. HUBS 11.5%	TOTAL SPENT WITH *OTHER HUBS 1.1%	BLACK	**ADJUSTED HUB GOAL 11.5% HISPANIC	WOMAN	*OTHER HUB GOAL 1.1% ASIAN PACIFIC	NATIVE AMERICAN
T	\$232,758	\$187,838/80.7%	\$34,742/14.9%	\$10,177/4.37%		\$5,821/2.50%	\$28,920/12.4%	\$10,177/4.37%	
N	\$172,703	\$129,760/75.1%	\$42,477/24.5%	\$464/.269%		\$12,973/7.51%	\$29,503/17.0%	\$464/.269%	
S									
-TC	\$17,707	\$17,060/96.3%	\$93/.528%	\$553/3.12%			\$93/.528%	\$553/3.12%	
C	\$387,753	\$300,537/77.5%	\$77,126/19.8%	\$10,089/2.60%		\$18,795/4.84%	\$58,331/15.0%	\$10,089/2.60%	

DB = DEBIT (NEGATIVE AMOUNT) * = OTHER HUBS ** = ADJUSTED HUBS *** = DOLLARS REPORTED BUT NOT SHOWN IN THESE COLUMNS. SEE COVER LETTER PARA. 4
T=TREASURY, N=NON-TREASURY, S=SUBCONTRACTOR FUNDS & PROCUREMENT CARD HUB PURCHASES, TC=TERM CONTRACT, C=CONSOLIDATED. SEE PAGE 4 OF HUB REPORT FOR FUND TYPE DESCRIPTION.

788-LAMAR STATE COLLEGE - PORT ARTHUR-Heavy Construction Unadjusted Goal is 11.9%

FUND TYPE	TOTAL EXPENDITURES	TOTAL SPENT WITH NON-HUBS AMOUNT/%	TOTAL SPENT WITH **ADJ. HUBS 6.6% AMOUNT/%	TOTAL SPENT WITH *OTHER HUBS 5.3% AMOUNT/%	ASIAN PACIFIC AMOUNT/%	**ADJUSTED HUB GOAL 6.6% BLACK AMOUNT/%	HISPANIC AMOUNT/%	NATIVE AMERICAN AMOUNT/%	*OTHER HUB GOAL 5.3% WOMAN AMOUNT/%
T									
N									
S									
-TC									
C									

788-LAMAR STATE COLLEGE - PORT ARTHUR-Building Construction Unadjusted Goal is 26.1%

FUND TYPE	TOTAL EXPENDITURES	TOTAL SPENT WITH NON-HUBS	TOTAL SPENT WITH **ADJ. HUBS 25.1%	TOTAL SPENT WITH *OTHER HUBS 1.0%	BLACK	**ADJUSTED HUB GOAL 25.1% HISPANIC	WOMAN	*OTHER HUB GOAL 1.0% ASIAN PACIFIC	NATIVE AMERICAN
T	\$471,675	\$471,675/100 %							
N	\$226,110	\$226,110/100 %							
S	***	***	\$34,744/4.97%			\$31,250/4.47%	\$3,494/.500%		
-TC									
C	\$697,785	\$697,785/100 %	\$34,744/4.97%			\$31,250/4.47%	\$3,494/.500%		

788-LAMAR STATE COLLEGE - PORT ARTHUR-Special Trade Unadjusted Goal is 57.2%

FUND TYPE	TOTAL EXPENDITURES	TOTAL SPENT WITH NON-HUBS	TOTAL SPENT WITH **ADJ. HUBS 47.0%	TOTAL SPENT WITH *OTHER HUBS 10.2%	BLACK	**ADJUSTED HUB GOAL 47.0% HISPANIC	WOMAN	*OTHER HUB GOAL 10.2% ASIAN PACIFIC	NATIVE AMERICAN
T	\$307,443	\$239,133/77.7%		\$68,309/22.2%					\$68,309/22.2%
N	\$206,793	\$117,026/56.5%	\$2,922/1.41%	\$86,843/41.9%		\$2,922/1.41%			\$86,843/41.9%
S									
-TC									
C	\$514,236	\$356,160/69.2%	\$2,922/.568%	\$155,153/30.1%		\$2,922/.568%			\$155,153/30.1%

788-LAMAR STATE COLLEGE - PORT ARTHUR-Professional Services Unadjusted Goal is 20.0%

FUND TYPE	TOTAL EXPENDITURES	TOTAL SPENT WITH NON-HUBS	TOTAL SPENT WITH **ADJ. HUBS 18.1%	TOTAL SPENT WITH *OTHER HUBS 1.8%	BLACK	**ADJUSTED HUB GOAL 18.1% HISPANIC	WOMAN	*OTHER HUB GOAL 1.8% ASIAN PACIFIC	NATIVE AMERICAN
T	\$3,010	\$3,010/100 %							
N	\$30,780	\$30,780/100 %							
S									
-TC									
C	\$33,791	\$33,791/100 %							

788-LAMAR STATE COLLEGE - PORT ARTHUR-Other Services Unadjusted Goal is 33.0%

FUND TYPE	TOTAL EXPENDITURES	TOTAL SPENT WITH NON-HUBS	TOTAL SPENT WITH **ADJ. HUBS 33.0%	ASIAN PACIFIC	BLACK	**ADJUSTED HUB GOAL 33.0% HISPANIC	NATIVE AMERICAN	WOMAN
T	\$129,813	\$129,498/99.7%	\$315/.242%					\$315/.242%
N	\$405,202	\$395,686/97.6%	\$9,516/2.34%	\$290/.071%			\$8,200/2.02%	\$1,026/.253%
S								
-TC	\$543	\$543/100 %						
C	\$534,473	\$524,641/98.1%	\$9,831/1.83%	\$290/.054%			\$8,200/1.53%	\$1,341/.251%

788-LAMAR STATE COLLEGE - PORT ARTHUR-Commodity Purchasing Unadjusted Goal is 12.6%

FUND TYPE	TOTAL EXPENDITURES	TOTAL SPENT WITH NON-HUBS	TOTAL SPENT WITH **ADJ. HUBS 11.5%	TOTAL SPENT WITH *OTHER HUBS 1.1%	BLACK	**ADJUSTED HUB GOAL 11.5% HISPANIC	WOMAN	*OTHER HUB GOAL 1.1% ASIAN PACIFIC	NATIVE AMERICAN
T	\$667,898	\$336,417/50.3%	\$135,461/20.2%	\$196,020/29.3%	\$1,590/.238%	\$27,762/4.15%	\$106,108/15.8%	\$196,020/29.3%	
N	\$287,995	\$255,499/88.7%	\$26,202/9.09%	\$6,293/2.18%		\$22,078/7.66%	\$4,124/1.43%	\$6,293/2.18%	
S									
-TC	\$53,723	\$52,006/96.8%	\$1,249/2.32%	\$468/.871%		\$43/.081%	\$1,205/2.24%	\$468/.871%	
C	\$902,170	\$539,910/59.8%	\$160,414/17.7%	\$201,845/22.3%	\$1,590/.176%	\$49,797/5.51%	\$109,027/12.0%	\$201,845/22.3%	

DB = DEBIT (NEGATIVE AMOUNT) * = OTHER HUBS ** = ADJUSTED HUBS *** = DOLLARS REPORTED BUT NOT SHOWN IN THESE COLUMNS. SEE COVER LETTER PARA. 4
T=TREASURY, N=NON-TREASURY, S=SUBCONTRACTOR FUNDS & PROCUREMENT CARD HUB PURCHASES, TC=TERM CONTRACT, C=CONSOLIDATED. SEE PAGE 4 OF HUB REPORT FOR FUND TYPE DESCRIPTION.

789-LAMAR INSTITUTE OF TECHNOLOGY-Heavy Construction Unadjusted Goal is 11.9%

FUND TYPE	TOTAL EXPENDITURES	TOTAL SPENT WITH NON-HUBS AMOUNT/%	TOTAL SPENT WITH **ADJ. HUBS 6.6% AMOUNT/%	TOTAL SPENT WITH *OTHER HUBS 5.3% AMOUNT/%	ASIAN PACIFIC AMOUNT/%	**ADJUSTED HUB GOAL 6.6% BLACK AMOUNT/%	HISPANIC AMOUNT/%	NATIVE AMERICAN AMOUNT/%	*OTHER HUB GOAL 5.3% WOMAN AMOUNT/%
T									
N									
S									
-TC									
C									

789-LAMAR INSTITUTE OF TECHNOLOGY-Building Construction Unadjusted Goal is 26.1%

FUND TYPE	TOTAL EXPENDITURES	TOTAL SPENT WITH NON-HUBS	TOTAL SPENT WITH **ADJ. HUBS 25.1%	TOTAL SPENT WITH *OTHER HUBS 1.0%	BLACK	**ADJUSTED HUB GOAL 25.1% HISPANIC	WOMAN	*OTHER HUB GOAL 1.0% ASIAN PACIFIC	NATIVE AMERICAN
T	\$93,700		\$93,700/100 %				\$93,700/100 %		
N	\$1,270,210	\$1,176,510/92.6%	\$93,700/7.37%				\$93,700/7.37%		
S									
-TC	\$23,275		\$23,275/100 %				\$23,275/100 %		
C	\$1,340,635	\$1,176,510/87.7%	\$164,125/12.2%				\$164,125/12.2%		

789-LAMAR INSTITUTE OF TECHNOLOGY-Special Trade Unadjusted Goal is 57.2%

FUND TYPE	TOTAL EXPENDITURES	TOTAL SPENT WITH NON-HUBS	TOTAL SPENT WITH **ADJ. HUBS 47.0%	TOTAL SPENT WITH *OTHER HUBS 10.2%	BLACK	**ADJUSTED HUB GOAL 47.0% HISPANIC	ASIAN PACIFIC	*OTHER HUB GOAL 10.2% NATIVE AMERICAN	WOMAN
T	\$11,118	\$11,118/100 %							
N	\$14,232	\$14,232/100 %							
S									
-TC									
C	\$25,350	\$25,350/100 %							

789-LAMAR INSTITUTE OF TECHNOLOGY-Professional Services Unadjusted Goal is 20.0%

FUND TYPE	TOTAL EXPENDITURES	TOTAL SPENT WITH NON-HUBS	TOTAL SPENT WITH **ADJ. HUBS 18.1%	TOTAL SPENT WITH *OTHER HUBS 1.9%	BLACK	**ADJUSTED HUB GOAL 18.1% HISPANIC	WOMAN	*OTHER HUB GOAL 1.9% ASIAN PACIFIC	NATIVE AMERICAN
T	\$4,916	\$4,916/100 %							
N	\$38,209	\$17,416/45.5%	\$20,793/54.4%			\$20,793/54.4%			
S									
-TC									
C	\$43,126	\$22,333/51.7%	\$20,793/48.2%			\$20,793/48.2%			

789-LAMAR INSTITUTE OF TECHNOLOGY-Other Services Unadjusted Goal is 33.0%

FUND TYPE	TOTAL EXPENDITURES	TOTAL SPENT WITH NON-HUBS	TOTAL SPENT WITH **ADJ. HUBS 33.0%	ASIAN PACIFIC	**ADJUSTED HUB GOAL 33.0% BLACK	HISPANIC	NATIVE AMERICAN	WOMAN
T	\$51,654	\$51,654/100 %						
N	\$100,126	\$95,951/95.8%	\$4,175/4.16%					\$4,175/4.16%
S								
-TC								
C	\$151,781	\$147,606/97.2%	\$4,175/2.75%					\$4,175/2.75%

789-LAMAR INSTITUTE OF TECHNOLOGY-Commodity Purchasing Unadjusted Goal is 12.6%

FUND TYPE	TOTAL EXPENDITURES	TOTAL SPENT WITH NON-HUBS	TOTAL SPENT WITH **ADJ. HUBS 11.5%	TOTAL SPENT WITH *OTHER HUBS 1.1%	BLACK	**ADJUSTED HUB GOAL 11.5% HISPANIC	WOMAN	*OTHER HUB GOAL 1.1% ASIAN PACIFIC	NATIVE AMERICAN
T	\$346,471	\$330,079/95.2%	\$3,424/.988%	\$12,967/3.74%		\$1,128/.325%	\$2,295/.662%	\$12,967/3.74%	
N	\$114,513	\$112,596/98.3%	\$1,244/1.08%	\$672/.587%		\$1,119/.977%	\$125/.109%	\$672/.587%	
S									
-TC	\$11,418	\$10,090/88.3%	\$719/6.29%	\$608/5.32%		\$719/6.29%		\$608/5.32%	
C	\$449,566	\$432,585/96.2%	\$3,949/.878%	\$13,031/2.89%		\$1,528/.340%	\$2,420/.538%	\$13,031/2.89%	

DB = DEBIT (NEGATIVE AMOUNT) * = OTHER HUBS ** = ADJUSTED HUBS *** = DOLLARS REPORTED BUT NOT SHOWN IN THESE COLUMNS. SEE COVER LETTER PARA. 4
T=TREASURY, N=NON-TREASURY, S=SUBCONTRACTOR FUNDS & PROCUREMENT CARD HUB PURCHASES, TC=TERM CONTRACT, C=CONSOLIDATED. SEE PAGE 4 OF HUB REPORT FOR FUND TYPE DESCRIPTION.

802-PARKS AND WILDLIFE DEPARTMENT-Heavy Construction Unadjusted Goal is 11.9%

FUND TYPE	TOTAL EXPENDITURES	TOTAL SPENT WITH NON-HUBS AMOUNT/%	TOTAL SPENT WITH **ADJ. HUBS 6.6% AMOUNT/%	TOTAL SPENT WITH *OTHER HUBS 5.3% AMOUNT/%	ASIAN PACIFIC AMOUNT/%	BLACK AMOUNT/%	HISPANIC AMOUNT/%	NATIVE AMERICAN AMOUNT/%	*OTHER HUB GOAL 5.3% WOMAN AMOUNT/%
T	\$66,009	\$66,009/100 %							
N									
S									
-TC									
C	\$66,009	\$66,009/100 %							

802-PARKS AND WILDLIFE DEPARTMENT-Building Construction Unadjusted Goal is 26.1%

FUND TYPE	TOTAL EXPENDITURES	TOTAL SPENT WITH NON-HUBS	TOTAL SPENT WITH **ADJ. HUBS 25.1% AMOUNT/%	TOTAL SPENT WITH *OTHER HUBS 1.0% AMOUNT/%	BLACK AMOUNT/%	HISPANIC AMOUNT/%	WOMAN AMOUNT/%	*OTHER HUB GOAL 1.0% ASIAN PACIFIC AMOUNT/%	NATIVE AMERICAN AMOUNT/%
T	\$2,300,154	\$1,710,046/74.3%	\$586,015/25.4%	\$4,092/.177%	\$28,333/1.23%	\$499,160/21.7%	\$58,521/2.54%	\$4,092/.177%	
N									
S									
-TC	\$13,250	\$13,250/100 %							
C	\$2,286,903	\$1,696,796/74.1%	\$586,015/25.6%	\$4,092/.179%	\$28,333/1.23%	\$499,160/21.8%	\$58,521/2.55%	\$4,092/.179%	

802-PARKS AND WILDLIFE DEPARTMENT-Special Trade Unadjusted Goal is 57.2%

FUND TYPE	TOTAL EXPENDITURES	TOTAL SPENT WITH NON-HUBS	TOTAL SPENT WITH **ADJ. HUBS 47.0% AMOUNT/%	TOTAL SPENT WITH *OTHER HUBS 10.2% AMOUNT/%	BLACK AMOUNT/%	HISPANIC AMOUNT/%	ASIAN PACIFIC AMOUNT/%	NATIVE AMERICAN AMOUNT/%	WOMAN AMOUNT/%
T	\$5,717,178	\$5,495,897/96.1%	\$121,410/2.12%	\$99,870/1.74%	\$5,642/.098%	\$115,768/2.02%			\$99,870/1.74%
N									
S									
-TC	\$16,943	\$4,397/25.9%		\$12,545/74.0%					\$12,545/74.0%
C	\$5,700,235	\$5,491,500/96.3%	\$121,410/2.12%	\$87,324/1.53%	\$5,642/.099%	\$115,768/2.03%			\$87,324/1.53%

802-PARKS AND WILDLIFE DEPARTMENT-Professional Services Unadjusted Goal is 20.0%

FUND TYPE	TOTAL EXPENDITURES	TOTAL SPENT WITH NON-HUBS	TOTAL SPENT WITH **ADJ. HUBS 18.1% AMOUNT/%	TOTAL SPENT WITH *OTHER HUBS 1.8% AMOUNT/%	BLACK AMOUNT/%	HISPANIC AMOUNT/%	WOMAN AMOUNT/%	*OTHER HUB GOAL 1.9% ASIAN PACIFIC AMOUNT/%	NATIVE AMERICAN AMOUNT/%
T	\$24,800	\$24,800/100 %							
N									
S									
-TC									
C	\$24,800	\$24,800/100 %							

802-PARKS AND WILDLIFE DEPARTMENT-Other Services Unadjusted Goal is 33.0%

FUND TYPE	TOTAL EXPENDITURES	TOTAL SPENT WITH NON-HUBS	TOTAL SPENT WITH **ADJ. HUBS 33.0% AMOUNT/%	ASIAN PACIFIC AMOUNT/%	BLACK AMOUNT/%	HISPANIC AMOUNT/%	NATIVE AMERICAN AMOUNT/%	WOMAN AMOUNT/%
T	\$7,142,374	\$6,935,927/97.1%	\$206,447/2.89%	\$38,676/.541%	\$2,984/.041%	\$9,974/.139%		\$154,812/2.16%
N								
S								
-TC	\$152,046	\$152,003/99.9%	\$42/.028%	\$30/.019%				\$12/.008%
C	\$6,990,328	\$6,783,924/97.0%	\$206,404/2.95%	\$38,646/.552%	\$2,984/.042%	\$9,974/.142%		\$154,799/2.21%

802-PARKS AND WILDLIFE DEPARTMENT-Commodity Purchasing Unadjusted Goal is 12.6%

FUND TYPE	TOTAL EXPENDITURES	TOTAL SPENT WITH NON-HUBS	TOTAL SPENT WITH **ADJ. HUBS 11.5% AMOUNT/%	TOTAL SPENT WITH *OTHER HUBS 1.1% AMOUNT/%	BLACK AMOUNT/%	HISPANIC AMOUNT/%	WOMAN AMOUNT/%	*OTHER HUB GOAL 1.1% ASIAN PACIFIC AMOUNT/%	NATIVE AMERICAN AMOUNT/%
T	\$10,755,362	\$10,388,783/96.5%	\$227,291/2.11%	\$139,286/1.29%	\$27,686/.257%	\$30,177/.280%	\$169,427/1.57%	\$139,286/1.29%	
N									
S									
-TC	\$1,781,127	\$1,765,058/99.0%	\$13,290/.746%	\$2,778/.156%	\$240/.013%	\$3,799/.213%	\$9,250/.519%	\$2,778/.156%	
C	\$8,974,234	\$8,623,725/96.0%	\$214,001/2.38%	\$136,508/1.52%	\$27,446/.305%	\$26,378/.293%	\$160,176/1.78%	\$136,508/1.52%	

DB = DEBIT (NEGATIVE AMOUNT) * = OTHER HUBS ** = ADJUSTED HUBS *** = DOLLARS REPORTED BUT NOT SHOWN IN THESE COLUMNS. SEE COVER LETTER PARA. 4
T-TREASURY, N-NON-TREASURY, S-SUBCONTRACTOR FUNDS & PROCUREMENT CARD HUB PURCHASES, TC-TERM CONTRACT, C-CONSOLIDATED. SEE PAGE 4 OF HUB REPORT FOR FUND TYPE DESCRIPTION.

808-TEXAS HISTORICAL COMMISSION-Heavy Construction Unadjusted Goal is 11.9%

FUND TYPE	TOTAL EXPENDITURES	TOTAL SPENT WITH NON-HUBS AMOUNT/%	TOTAL SPENT WITH **ADJ. HUBS 8.6% AMOUNT/%	TOTAL SPENT WITH *OTHER HUBS 5.3% AMOUNT/%	ASIAN PACIFIC AMOUNT/%	**ADJUSTED HUB GOAL 6.6% BLACK AMOUNT/%	HISPANIC AMOUNT/%	NATIVE AMERICAN AMOUNT/%	*OTHER HUB GOAL 5.3% WOMAN AMOUNT/%
-----------	--------------------	------------------------------------	--	--	------------------------	--	-------------------	--------------------------	--

T
N
S
-TC

C

808-TEXAS HISTORICAL COMMISSION-Building Construction Unadjusted Goal is 26.1%

FUND TYPE	TOTAL EXPENDITURES	TOTAL SPENT WITH NON-HUBS	TOTAL SPENT WITH **ADJ. HUBS 25.1%	TOTAL SPENT WITH *OTHER HUBS 1.0%	BLACK	**ADJUSTED HUB GOAL 25.1% HISPANIC	WOMAN	*OTHER HUB GOAL 1.0% ASIAN PACIFIC	NATIVE AMERICAN
-----------	--------------------	---------------------------	------------------------------------	-----------------------------------	-------	---------------------------------------	-------	---------------------------------------	-----------------

T
N
S
-TC

C

808-TEXAS HISTORICAL COMMISSION-Special Trade Unadjusted Goal is 57.2%

FUND TYPE	TOTAL EXPENDITURES	TOTAL SPENT WITH NON-HUBS	TOTAL SPENT WITH **ADJ. HUBS 47.0%	TOTAL SPENT WITH *OTHER HUBS 10.2%	BLACK	**ADJUSTED HUB GOAL 47.0% HISPANIC	ASIAN PACIFIC	*OTHER HUB GOAL 10.2% NATIVE AMERICAN	WOMAN
-----------	--------------------	---------------------------	------------------------------------	------------------------------------	-------	---------------------------------------	---------------	--	-------

T
N
S
-TC

C

808-TEXAS HISTORICAL COMMISSION-Professional Services Unadjusted Goal is 20.0%

FUND TYPE	TOTAL EXPENDITURES	TOTAL SPENT WITH NON-HUBS	TOTAL SPENT WITH **ADJ. HUBS 18.1%	TOTAL SPENT WITH *OTHER HUBS 1.8%	BLACK	**ADJUSTED HUB GOAL 18.1% HISPANIC	WOMAN	*OTHER HUB GOAL 1.9% ASIAN PACIFIC	NATIVE AMERICAN
-----------	--------------------	---------------------------	------------------------------------	-----------------------------------	-------	---------------------------------------	-------	---------------------------------------	-----------------

T
N
S
-TC

C

808-TEXAS HISTORICAL COMMISSION-Other Services Unadjusted Goal is 33.0%

FUND TYPE	TOTAL EXPENDITURES	TOTAL SPENT WITH NON-HUBS	TOTAL SPENT WITH **ADJ. HUBS 33.0%	ASIAN PACIFIC	**ADJUSTED HUB GOAL 33.0% BLACK	HISPANIC	NATIVE AMERICAN	WOMAN
-----------	--------------------	---------------------------	------------------------------------	---------------	------------------------------------	----------	-----------------	-------

T
N
S
-TC

C

808-TEXAS HISTORICAL COMMISSION-Commodity Purchasing Unadjusted Goal is 12.6%

FUND TYPE	TOTAL EXPENDITURES	TOTAL SPENT WITH NON-HUBS	TOTAL SPENT WITH **ADJ. HUBS 11.5%	TOTAL SPENT WITH *OTHER HUBS 1.1%	BLACK	**ADJUSTED HUB GOAL 11.5% HISPANIC	WOMAN	*OTHER HUB GOAL 1.1% ASIAN PACIFIC	NATIVE AMERICAN
-----------	--------------------	---------------------------	------------------------------------	-----------------------------------	-------	---------------------------------------	-------	---------------------------------------	-----------------

T
N
S
-TC

C

DB = DEBIT (NEGATIVE AMOUNT) * = OTHER HUBS ** = ADJUSTED HUBS *** = DOLLARS REPORTED BUT NOT SHOWN IN THESE COLUMNS. SEE COVER LETTER PARA. 4
T-TREASURY, N-NON-TREASURY, S-SUBCONTRACTOR FUNDS & PROCUREMENT CARD HUB PURCHASES, TC-TERM CONTRACT, C-CONSOLIDATED. SEE PAGE 4 OF HUB REPORT FOR FUND TYPE DESCRIPTION.

809-STATE PRESERVATION BOARD-Heavy Construction Unadjusted Goal is 11.9%

FUND TYPE	TOTAL EXPENDITURES	TOTAL SPENT WITH NON-HUBS AMOUNT/%	TOTAL SPENT WITH **ADJ. HUBS 6.6% AMOUNT/%	TOTAL SPENT WITH *OTHER HUBS 5.3% AMOUNT/%	ASIAN PACIFIC AMOUNT/%	**ADJUSTED HUB GOAL 6.6% BLACK AMOUNT/%	HISPANIC AMOUNT/%	NATIVE AMERICAN AMOUNT/%	*OTHER HUB GOAL 5.3% WOMAN AMOUNT/%
-----------	--------------------	------------------------------------	--	--	------------------------	--	-------------------	--------------------------	--

T
N
S
-TC

C

809-STATE PRESERVATION BOARD-Building Construction Unadjusted Goal is 26.1%

FUND TYPE	TOTAL EXPENDITURES	TOTAL SPENT WITH NON-HUBS	TOTAL SPENT WITH **ADJ. HUBS 25.1%	TOTAL SPENT WITH *OTHER HUBS 1.0%	BLACK	**ADJUSTED HUB GOAL 25.1% HISPANIC	WOMAN	*OTHER HUB GOAL 1.0% ASIAN PACIFIC	NATIVE AMERICAN
-----------	--------------------	---------------------------	------------------------------------	-----------------------------------	-------	---------------------------------------	-------	---------------------------------------	-----------------

T
N
S
-TC

C

809-STATE PRESERVATION BOARD-Special Trade Unadjusted Goal is 57.2%

FUND TYPE	TOTAL EXPENDITURES	TOTAL SPENT WITH NON-HUBS	TOTAL SPENT WITH **ADJ. HUBS 47.0%	TOTAL SPENT WITH *OTHER HUBS 10.2%	BLACK	**ADJUSTED HUB GOAL 47.0% HISPANIC	ASIAN PACIFIC	*OTHER HUB GOAL 10.2% NATIVE AMERICAN	WOMAN
-----------	--------------------	---------------------------	------------------------------------	------------------------------------	-------	---------------------------------------	---------------	--	-------

T
N
S
-TC

C

809-STATE PRESERVATION BOARD-Professional Services Unadjusted Goal is 20.0%

FUND TYPE	TOTAL EXPENDITURES	TOTAL SPENT WITH NON-HUBS	TOTAL SPENT WITH **ADJ. HUBS 18.1%	TOTAL SPENT WITH *OTHER HUBS 1.8%	BLACK	**ADJUSTED HUB GOAL 18.1% HISPANIC	WOMAN	*OTHER HUB GOAL 1.9% ASIAN PACIFIC	NATIVE AMERICAN
-----------	--------------------	---------------------------	------------------------------------	-----------------------------------	-------	---------------------------------------	-------	---------------------------------------	-----------------

T
N
S
-TC

C

809-STATE PRESERVATION BOARD-Other Services Unadjusted Goal is 33.0%

FUND TYPE	TOTAL EXPENDITURES	TOTAL SPENT WITH NON-HUBS	TOTAL SPENT WITH **ADJ. HUBS 33.0%	ASIAN PACIFIC	**ADJUSTED HUB GOAL 33.0% BLACK	HISPANIC	NATIVE AMERICAN	WOMAN
-----------	--------------------	---------------------------	------------------------------------	---------------	------------------------------------	----------	-----------------	-------

T
N
S
-TC

C

809-STATE PRESERVATION BOARD-Commodity Purchasing Unadjusted Goal is 12.6%

FUND TYPE	TOTAL EXPENDITURES	TOTAL SPENT WITH NON-HUBS	TOTAL SPENT WITH **ADJ. HUBS 11.5%	TOTAL SPENT WITH *OTHER HUBS 1.1%	BLACK	**ADJUSTED HUB GOAL 11.5% HISPANIC	WOMAN	*OTHER HUB GOAL 1.1% ASIAN PACIFIC	NATIVE AMERICAN
-----------	--------------------	---------------------------	------------------------------------	-----------------------------------	-------	---------------------------------------	-------	---------------------------------------	-----------------

T
N
S
-TC

C

DB = DEBIT (NEGATIVE AMOUNT) * = OTHER HUBS ** = ADJUSTED HUBS *** = DOLLARS REPORTED BUT NOT SHOWN IN THESE COLUMNS. SEE COVER LETTER PARA. 4
T-TREASURY, N-NON-TREASURY, S-SUBCONTRACTOR FUNDS & PROCUREMENT CARD HUB PURCHASES, TC-TERM CONTRACT, C-CONSOLIDATED. SEE PAGE 4 OF HUB REPORT FOR FUND TYPE DESCRIPTION.

813-TEXAS COMMISSION ON THE ARTS-Heavy Construction Unadjusted Goal is 11.9%

FUND TYPE	TOTAL EXPENDITURES	TOTAL SPENT WITH NON-HUBS AMOUNT/%	TOTAL SPENT WITH **ADJ. HUBS 8.6% AMOUNT/%	TOTAL SPENT WITH *OTHER HUBS 5.3% AMOUNT/%	ASIAN PACIFIC AMOUNT/%	**ADJUSTED HUB GOAL 6.6% BLACK AMOUNT/%	HISPANIC AMOUNT/%	NATIVE AMERICAN AMOUNT/%	*OTHER HUB GOAL 5.3% WOMAN AMOUNT/%
T									
N									
S									
-TC									
C									

813-TEXAS COMMISSION ON THE ARTS-Building Construction Unadjusted Goal is 26.1%

FUND TYPE	TOTAL EXPENDITURES	TOTAL SPENT WITH NON-HUBS	TOTAL SPENT WITH **ADJ. HUBS 25.3%	TOTAL SPENT WITH *OTHER HUBS 1.0%	BLACK	**ADJUSTED HUB GOAL 25.1% HISPANIC	WOMAN	*OTHER HUB GOAL 1.0% ASIAN PACIFIC	NATIVE AMERICAN
T									
N									
S									
-TC									
C									

813-TEXAS COMMISSION ON THE ARTS-Special Trade Unadjusted Goal is 57.2%

FUND TYPE	TOTAL EXPENDITURES	TOTAL SPENT WITH NON-HUBS	TOTAL SPENT WITH **ADJ. HUBS 47.0%	TOTAL SPENT WITH *OTHER HUBS 10.2%	BLACK	**ADJUSTED HUB GOAL 47.0% HISPANIC	WOMAN	*OTHER HUB GOAL 10.2% ASIAN PACIFIC	NATIVE AMERICAN
T									
N									
S									
-TC									
C									

813-TEXAS COMMISSION ON THE ARTS-Professional Services Unadjusted Goal is 20.0%

FUND TYPE	TOTAL EXPENDITURES	TOTAL SPENT WITH NON-HUBS	TOTAL SPENT WITH **ADJ. HUBS 18.1%	TOTAL SPENT WITH *OTHER HUBS 1.9%	BLACK	**ADJUSTED HUB GOAL 18.1% HISPANIC	WOMAN	*OTHER HUB GOAL 1.9% ASIAN PACIFIC	NATIVE AMERICAN
T	\$1,440	\$1,440/100 %							
N									
S									
-TC									
C	\$1,440	\$1,440/100 %							

813-TEXAS COMMISSION ON THE ARTS-Other Services Unadjusted Goal is 33.0%

FUND TYPE	TOTAL EXPENDITURES	TOTAL SPENT WITH NON-HUBS	TOTAL SPENT WITH **ADJ. HUBS 33.0%	TOTAL SPENT WITH *OTHER HUBS 11.9%	ASIAN PACIFIC	**ADJUSTED HUB GOAL 33.0% BLACK	HISPANIC	NATIVE AMERICAN	WOMAN
T	\$346,171	\$304,874/88.0%	\$41,296/11.9%						\$41,296/11.9%
N									
S									
-TC									
C	\$346,171	\$304,874/88.0%	\$41,296/11.9%						\$41,296/11.9%

813-TEXAS COMMISSION ON THE ARTS-Commodity Purchasing Unadjusted Goal is 12.6%

FUND TYPE	TOTAL EXPENDITURES	TOTAL SPENT WITH NON-HUBS	TOTAL SPENT WITH **ADJ. HUBS 11.5%	TOTAL SPENT WITH *OTHER HUBS 1.1%	BLACK	**ADJUSTED HUB GOAL 11.5% HISPANIC	WOMAN	*OTHER HUB GOAL 1.1% ASIAN PACIFIC	NATIVE AMERICAN
T	\$47,033	\$45,146/95.8%	\$1,531/3.25%	\$356/.757%		\$109/.233%	\$1,421/3.02%	\$356/.757%	
N									
S									
-TC	\$1,071	\$1,071/100 %							
C	\$45,962	\$44,074/95.8%	\$1,531/3.33%	\$356/.774%		\$109/.239%	\$1,421/3.09%	\$356/.774%	

DB = DEBIT (NEGATIVE AMOUNT) * = OTHER HUBS ** = ADJUSTED HUBS *** = DOLLARS REPORTED BUT NOT SHOWN IN THESE COLUMNS. SEE COVER LETTER PARA. 4
T=TREASURY, N=NON-TREASURY, S=SUBCONTRACTOR FUNDS & PROCUREMENT CARD HUB PURCHASES, TC=TERM CONTRACT, C=CONSOLIDATED. SEE PAGE 4 OF HUB REPORT FOR FUND TYPE DESCRIPTION.

902-Comptroller Fiscal-Heavy Construction Unadjusted Goal is 11.9%

FUND TYPE	TOTAL EXPENDITURES	TOTAL SPENT WITH NON-HUBS AMOUNT/%	TOTAL SPENT WITH **ADJ. HUBS 8.6% AMOUNT/%	TOTAL SPENT WITH *OTHER HUBS 5.3% AMOUNT/%	ASIAN PACIFIC AMOUNT/%	**ADJUSTED HUB GOAL 6.6% BLACK AMOUNT/%	HISPANIC AMOUNT/%	NATIVE AMERICAN AMOUNT/%	*OTHER HUB GOAL 5.3% WOMAN AMOUNT/%
-----------	--------------------	------------------------------------	--	--	------------------------	--	-------------------	--------------------------	--

T
N
S
-TC

C

902-Comptroller Fiscal-Building Construction Unadjusted Goal is 26.1%

FUND TYPE	TOTAL EXPENDITURES	TOTAL SPENT WITH NON-HUBS	TOTAL SPENT WITH **ADJ. HUBS 25.1%	TOTAL SPENT WITH *OTHER HUBS 1.0%	BLACK	**ADJUSTED HUB GOAL 25.1% HISPANIC	WOMAN	*OTHER HUB GOAL 1.0% ASIAN PACIFIC	NATIVE AMERICAN
-----------	--------------------	---------------------------	------------------------------------	-----------------------------------	-------	---------------------------------------	-------	---------------------------------------	-----------------

T
N
S
-TC

C

902-Comptroller Fiscal-Special Trade Unadjusted Goal is 57.2%

FUND TYPE	TOTAL EXPENDITURES	TOTAL SPENT WITH NON-HUBS	TOTAL SPENT WITH **ADJ. HUBS 47.0%	TOTAL SPENT WITH *OTHER HUBS 10.2%	BLACK	**ADJUSTED HUB GOAL 47.0% HISPANIC	ASIAN PACIFIC	*OTHER HUB GOAL 10.2% NATIVE AMERICAN	WOMAN
-----------	--------------------	---------------------------	------------------------------------	------------------------------------	-------	---------------------------------------	---------------	--	-------

T
N
S
-TC

C

902-Comptroller Fiscal-Professional Services Unadjusted Goal is 20.0%

FUND TYPE	TOTAL EXPENDITURES	TOTAL SPENT WITH NON-HUBS	TOTAL SPENT WITH **ADJ. HUBS 18.1%	TOTAL SPENT WITH *OTHER HUBS 1.9%	BLACK	**ADJUSTED HUB GOAL 18.1% HISPANIC	WOMAN	*OTHER HUB GOAL 1.9% ASIAN PACIFIC	NATIVE AMERICAN
-----------	--------------------	---------------------------	------------------------------------	-----------------------------------	-------	---------------------------------------	-------	---------------------------------------	-----------------

T
N
S
-TC

C

902-Comptroller Fiscal-Other Services Unadjusted Goal is 33.0%

FUND TYPE	TOTAL EXPENDITURES	TOTAL SPENT WITH NON-HUBS	TOTAL SPENT WITH **ADJ. HUBS 33.0%	ASIAN PACIFIC	**ADJUSTED HUB GOAL 33.0% BLACK	HISPANIC	NATIVE AMERICAN	WOMAN
-----------	--------------------	---------------------------	------------------------------------	---------------	------------------------------------	----------	-----------------	-------

T
N
S
-TC

C

902-Comptroller Fiscal-Commodity Purchasing Unadjusted Goal is 12.6%

FUND TYPE	TOTAL EXPENDITURES	TOTAL SPENT WITH NON-HUBS	TOTAL SPENT WITH **ADJ. HUBS 11.5%	TOTAL SPENT WITH *OTHER HUBS 1.1%	BLACK	**ADJUSTED HUB GOAL 11.5% HISPANIC	WOMAN	*OTHER HUB GOAL 1.1% ASIAN PACIFIC	NATIVE AMERICAN
-----------	--------------------	---------------------------	------------------------------------	-----------------------------------	-------	---------------------------------------	-------	---------------------------------------	-----------------

T
N
S
-TC

C

DB = DEBIT (NEGATIVE AMOUNT) * = OTHER HUBS ** = ADJUSTED HUBS *** = DOLLARS REPORTED BUT NOT SHOWN IN THESE COLUMNS. SEE COVER LETTER PARA. 4
T=TREASURY, N=NON-TREASURY, S=SUBCONTRACTOR FUNDS & PROCUREMENT CARD HUB PURCHASES, TC=TERM CONTRACT, C=CONSOLIDATED. SEE PAGE 4 OF HUB REPORT FOR FUND TYPE DESCRIPTION.

904-TEXAS FOOD AND FIBERS COMMISSION-Heavy Construction Unadjusted Goal is 11.9%

FUND TYPE	TOTAL EXPENDITURES	TOTAL SPENT WITH NON-HUBS AMOUNT/%	TOTAL SPENT WITH **ADJ HUBS 6.6% AMOUNT/%	TOTAL SPENT WITH *OTHER HUBS 5.3% AMOUNT/%	ASIAN PACIFIC AMOUNT/%	**ADJUSTED HUB GOAL 6.6% BLACK AMOUNT/%	HISPANIC AMOUNT/%	NATIVE AMERICAN AMOUNT/%	*OTHER HUB GOAL 5.3% WOMAN AMOUNT/%
-----------	--------------------	------------------------------------	---	--	------------------------	--	-------------------	--------------------------	--

T
N
S
-TC

C

904-TEXAS FOOD AND FIBERS COMMISSION-Building Construction Unadjusted Goal is 26.1%

FUND TYPE	TOTAL EXPENDITURES	TOTAL SPENT WITH NON-HUBS	TOTAL SPENT WITH **ADJ HUBS 25.1%	TOTAL SPENT WITH *OTHER HUBS 1.0%	BLACK	**ADJUSTED HUB GOAL 25.1% HISPANIC	WOMAN	*OTHER HUB GOAL 1.0% ASIAN PACIFIC	NATIVE AMERICAN
-----------	--------------------	---------------------------	-----------------------------------	-----------------------------------	-------	---------------------------------------	-------	---------------------------------------	-----------------

T
N
S
-TC

C

904-TEXAS FOOD AND FIBERS COMMISSION-Special Trade Unadjusted Goal is 57.2%

FUND TYPE	TOTAL EXPENDITURES	TOTAL SPENT WITH NON-HUBS	TOTAL SPENT WITH **ADJ HUBS 47.0%	TOTAL SPENT WITH *OTHER HUBS 10.2%	BLACK	**ADJUSTED HUB GOAL 47.0% HISPANIC	ASIAN PACIFIC	*OTHER HUB GOAL 10.2% NATIVE AMERICAN	WOMAN
-----------	--------------------	---------------------------	-----------------------------------	------------------------------------	-------	---------------------------------------	---------------	--	-------

T
N
S
-TC

C

904-TEXAS FOOD AND FIBERS COMMISSION-Professional Services Unadjusted Goal is 20.0%

FUND TYPE	TOTAL EXPENDITURES	TOTAL SPENT WITH NON-HUBS	TOTAL SPENT WITH **ADJ HUBS 18.1%	TOTAL SPENT WITH *OTHER HUBS 1.9%	BLACK	**ADJUSTED HUB GOAL 18.1% HISPANIC	WOMAN	*OTHER HUB GOAL 1.9% ASIAN PACIFIC	NATIVE AMERICAN
-----------	--------------------	---------------------------	-----------------------------------	-----------------------------------	-------	---------------------------------------	-------	---------------------------------------	-----------------

T
N
S
-TC

C

904-TEXAS FOOD AND FIBERS COMMISSION-Other Services Unadjusted Goal is 33.0%

FUND TYPE	TOTAL EXPENDITURES	TOTAL SPENT WITH NON-HUBS	TOTAL SPENT WITH **ADJ HUBS 33.0%	ASIAN PACIFIC	**ADJUSTED HUB GOAL 33.0% BLACK	HISPANIC	NATIVE AMERICAN	WOMAN
-----------	--------------------	---------------------------	-----------------------------------	---------------	------------------------------------	----------	-----------------	-------

T
N
S
-TC

C

904-TEXAS FOOD AND FIBERS COMMISSION-Commodity Purchasing Unadjusted Goal is 12.6%

FUND TYPE	TOTAL EXPENDITURES	TOTAL SPENT WITH NON-HUBS	TOTAL SPENT WITH **ADJ HUBS 11.5%	TOTAL SPENT WITH *OTHER HUBS 1.1%	BLACK	**ADJUSTED HUB GOAL 11.5% HISPANIC	WOMAN	*OTHER HUB GOAL 1.1% ASIAN PACIFIC	NATIVE AMERICAN
-----------	--------------------	---------------------------	-----------------------------------	-----------------------------------	-------	---------------------------------------	-------	---------------------------------------	-----------------

T
N
S
-TC

C

DB = DEBIT (NEGATIVE AMOUNT) * = OTHER HUBS ** = ADJUSTED HUBS *** = DOLLARS REPORTED BUT NOT SHOWN IN THESE COLUMNS. SEE COVER LETTER PARA. 4
T=TREASURY, N=NON-TREASURY, S=SUBCONTRACTOR FUNDS & PROCUREMENT CARD HUB PURCHASES, TC-TERM CONTRACT, C=CONSOLIDATED. SEE PAGE 4 OF HUB REPORT FOR FUND TYPE DESCRIPTION.

907-STATE ENERGY CONSERVATION OFFICE-Heavy Construction Unadjusted Goal is 11.9%

FUND TYPE	TOTAL EXPENDITURES	TOTAL SPENT WITH NON-HUBS AMOUNT/%	TOTAL SPENT WITH **ADJ. HUBS 6.6% AMOUNT/%	TOTAL SPENT WITH *OTHER HUBS 5.3% AMOUNT/%	ASIAN PACIFIC AMOUNT/%	**ADJUSTED HUB GOAL 6.6% BLACK AMOUNT/%	HISPANIC AMOUNT/%	NATIVE AMERICAN AMOUNT/%	*OTHER HUB GOAL 5.3% WOMAN AMOUNT/%
-----------	--------------------	------------------------------------	--	--	------------------------	--	-------------------	--------------------------	--

T
N
S
-TC

C

907-STATE ENERGY CONSERVATION OFFICE-Building Construction Unadjusted Goal is 26.1%

FUND TYPE	TOTAL EXPENDITURES	TOTAL SPENT WITH NON-HUBS	TOTAL SPENT WITH **ADJ. HUBS 25.1%	TOTAL SPENT WITH *OTHER HUBS 1.0%	BLACK	**ADJUSTED HUB GOAL 26.1% HISPANIC	WOMAN	*OTHER HUB GOAL 1.0% ASIAN PACIFIC	NATIVE AMERICAN
-----------	--------------------	---------------------------	------------------------------------	-----------------------------------	-------	---------------------------------------	-------	---------------------------------------	-----------------

T
N
S
-TC

C

907-STATE ENERGY CONSERVATION OFFICE-Special Trade Unadjusted Goal is 57.2%

FUND TYPE	TOTAL EXPENDITURES	TOTAL SPENT WITH NON-HUBS	TOTAL SPENT WITH **ADJ. HUBS 47.0%	TOTAL SPENT WITH *OTHER HUBS 10.2%	BLACK	**ADJUSTED HUB GOAL 47.0% HISPANIC	*OTHER HUB GOAL 10.2% ASIAN PACIFIC	NATIVE AMERICAN	WOMAN
-----------	--------------------	---------------------------	------------------------------------	------------------------------------	-------	---------------------------------------	--	-----------------	-------

T
N
S
-TC
C \$1,421 \$1,421/100 %

C \$1,421 \$1,421/100 %

907-STATE ENERGY CONSERVATION OFFICE-Professional Services Unadjusted Goal is 20.0%

FUND TYPE	TOTAL EXPENDITURES	TOTAL SPENT WITH NON-HUBS	TOTAL SPENT WITH **ADJ. HUBS 18.1%	TOTAL SPENT WITH *OTHER HUBS 1.9%	BLACK	**ADJUSTED HUB GOAL 18.1% HISPANIC	WOMAN	*OTHER HUB GOAL 1.9% ASIAN PACIFIC	NATIVE AMERICAN
-----------	--------------------	---------------------------	------------------------------------	-----------------------------------	-------	---------------------------------------	-------	---------------------------------------	-----------------

T
N
S
-TC
C \$118,343 \$118,343/100 %

C \$118,343 \$118,343/100 %

907-STATE ENERGY CONSERVATION OFFICE-Other Services Unadjusted Goal is 33.0%

FUND TYPE	TOTAL EXPENDITURES	TOTAL SPENT WITH NON-HUBS	TOTAL SPENT WITH **ADJ. HUBS 33.0%	ASIAN PACIFIC	BLACK	**ADJUSTED HUB GOAL 33.0% HISPANIC	NATIVE AMERICAN	WOMAN
-----------	--------------------	---------------------------	------------------------------------	---------------	-------	---------------------------------------	-----------------	-------

T
N
S
-TC
C \$31,198 \$31,198/100 %

C \$31,198 \$31,198/100 %

907-STATE ENERGY CONSERVATION OFFICE-Commodity Purchasing Unadjusted Goal is 12.6%

FUND TYPE	TOTAL EXPENDITURES	TOTAL SPENT WITH NON-HUBS	TOTAL SPENT WITH **ADJ. HUBS 11.5%	TOTAL SPENT WITH *OTHER HUBS 1.1%	BLACK	**ADJUSTED HUB GOAL 11.5% HISPANIC	WOMAN	*OTHER HUB GOAL 1.1% ASIAN PACIFIC	NATIVE AMERICAN
-----------	--------------------	---------------------------	------------------------------------	-----------------------------------	-------	---------------------------------------	-------	---------------------------------------	-----------------

T
N
S
-TC
C \$1,447 \$1,143/78.9% \$304/21.0%

C \$1,447 \$1,143/78.9% \$304/21.0% \$304/21.0%

DB = DEBIT (NEGATIVE AMOUNT) * = OTHER HUBS ** = ADJUSTED HUBS *** = DOLLARS REPORTED BUT NOT SHOWN IN THESE COLUMNS. SEE COVER LETTER PARA. 4
T-TREASURY, N=NON-TREASURY, S=SUBCONTRACTOR FUNDS & PROCUREMENT CARD HUB PURCHASES, TC-TERM CONTRACT, C-CONSOLIDATED. SEE PAGE 4 OF HUB REPORT FOR FUND TYPE DESCRIPTION.

SECTION VIII - SUPPLEMENTAL REPORTS

(A) SUPPLEMENTAL SUMMARY LETTERS

**SUPPLEMENTAL SUMMARY LETTERS
FISCAL YEAR 2000 ANNUAL HUB REPORT**

AGENCY NUMBER	NAME OF AGENCY	AGENCY NUMBER	NAME OF AGENCY
224	Fourth Court of Appeals	716	Texas Engineering Extension Service
304	Comptroller of Public Accounts	718	Texas A & M University - Galveston
307	Office of the Secretary of State	720	University of Texas System Administration
324	Texas Department of Human Services	721	University of Texas at Austin
342	State of Texas Aircraft Pooling Board	723	University of Texas Medical Branch at Galveston
347	Texas Public Finance Authority	724	University of Texas at El Paso
362	Texas Lottery Commission	727	Texas Transportation Institute
457	Texas State Board of Public Accountancy	729	University of Texas Southwestern Medical Center at Dallas
472	Structural Pest Control Board of Texas	731	Texas Woman's University
501	Texas Department of Health	736	University of Texas - Pan American
506	University of Texas MD Anderson Cancer Center	742	University of Texas of the Permian Basin
555	Texas Agricultural Extension Service	743	University of Texas - San Antonio
556	Texas Agricultural Experiment Station	744	University of Texas Houston
576	Texas Forest Service	745	University of Texas Health Science Center at San Antonio
577	Texas Animal Damage Control Service	747	University of Texas at Brownsville and Texas Southmost College
578	Texas Board of Veterinary Medical Examiners	751	Texas A & M University-Commerce
580	Texas Water Development Board	753	Sam Houston State University
601	Texas Department of Transportation	755	Stephen F. Austin State University
696	Texas Department of Criminal Justice	756	Sul Ross University
709	Texas A & M University Health Science Center	757	West Texas A & M University
710	Texas A & M University System	759	University of Houston Clear Lake
711	Texas A & M University	760	Texas A & M University - Corpus Christi
712	Texas Engineering Experiment Station	761	Texas A & M International University
713	Tarleton State University	763	University of North Texas Health Science Center at Forth Worth
714	University of Texas at Arlington	764	Texas A & M University - Texarkana
		785	University of Texas Health Science Center Tyler
Total number of Supplemental Letters submitted: 51			



COURT OF APPEALS

FOURTH COURT OF APPEALS DISTRICT
BEXAR COUNTY JUSTICE CENTER, SUITE 3200
300 DOLOROSA
SAN ANTONIO, TEXAS 78205-3037

PHIL HARDBERGER
CHIEF JUSTICE

TOM RICKHOFF
ALMA LOPEZ
CATHERINE STONE
PAUL W GREEN
SARAH B DUNCAN
KAREN ANGELINI
JUSTICES

HERB SCHAEFER
CLERK

TELEPHONE
(210) 335-2635

FACSIMILE NO
(210) 335-2762

Supplemental Summary - FY 2000 SEMI-Annual HUB Report - Agency #224

The Fourth Court of Appeals, Texas State Agency #224, recognizes the importance of conducting business with HUB vendors whenever possible.

As a Court, and a very small Texas State Agency, our opportunities to purchase from HUB vendors are limited.

Our largest expense, after salaries, is the purchase of law books for our Court's library. We use State-approved contract vendors for these purchases (our main vendor is West Publishing). We rarely have the choice of using a HUB vendor in buying law books.

The fourteen Courts of Appeals in Texas have been mandated by the State Legislature to follow the recommendations of the Office of Court Administration (OCA) in Austin, regarding purchases of major computer equipment. OCA uses HUB vendors whenever possible, in deciding the best computers for the Courts of Appeals to purchase. En Pointe Technologies, a woman-owned business, is our Court's main vendor for small computer purchases.

In purchasing other office equipment and supplies, our Court carefully considers price, quality of goods and services, and HUB status before making a choice of vendor. Our main vendor for office supplies is LNM, a woman-owned business. When purchasing office equipment (such as a copier) and the maintenance on that equipment, we use the catalogues of Texas-approved vendors. The maintenance agreement on our office's Time Stamp machine is held by a Hispanic male-owned company. The storage facilities for our old court records are owned by a woman.

The Fourth Court of Appeals is very conscious of its responsibility in spending the State's funds, and will continue to be careful and frugal in this area. We support the State efforts to purchase from HUB vendors.

Sincerely,

A handwritten signature in black ink, appearing to read "Herb Schaefer".

Herb Schaefer, Clerk
Fourth Court of Appeals



COMPTROLLER OF PUBLIC ACCOUNTS

P.O. BOX 13528
AUSTIN, TX 78711-3528

Supplemental Summary for the FY 00 Semiannual HUB Report (Agency 304)

The Comptroller of Public Accounts continues to make a good faith effort to assist Historically Underutilized Businesses (HUB) by promoting equal opportunity for all businesses to provide goods and services needed to support the Agency's operations. Overall, we achieved 29.1% spent with HUBs in all categories.

In the Commodities category, \$1,989,564 was awarded to HUBs. Of this \$1,517,015 went to Asian Pacific owned businesses, which are considered overutilized HUBs. Our overall HUB percentage in the Commodities category is 20.36% which exceeds our unadjusted goal of 12.6%.

In the Other Services category there were various major projects such as the need for additional proprietary software for our new mainframe computer and project management such as Application Development Environment and USAS development which required us to amend current contracts. The large dollars spent on these projects affected our ability to achieve the 33% goal. We did achieve 31.72% in this category.

In the Special Trade category we have only two large contracts. One is with a woman owned business, and the other contract for electrical services is a renewal of a Fiscal Year 1999 contract. This renewal contract is a woman owned business that graduated from the HUB program in January 1999.

The Comptroller's utilizes the following activities to confirm our commitment to the HUB program:

- Internal policies that require HUB subcontracting good faith effort guidelines and goals are included in all written specification and contracts. This provides for greater awareness within the vendor community of the Comptroller's commitment to the HUB program.
- Participation in economic opportunity forums held throughout the state of Texas.
- Attend General Services Commission HUB cooperative meetings to keep abreast of current legislation and changes to the HUB program.
- Advertise in various minority news media publications.

The Comptroller's office will continue to strengthen its HUB program by working to increase opportunities for HUB participation in all categories pertaining to our agency.



Office of the Secretary of State

Supplemental Summary for the FY00 Semi-Annual HUB Report Agency 307

The Office of the Secretary of State is committed to making a good faith effort to increase economic opportunities for Historically Underutilized Businesses (HUBs). Our internal and external efforts demonstrate our attempts to procure needed goods and services with HUBs whenever available and when offering the "best value" for the agency.

Activities to increase HUB participation include the following:

- Hosting, assisting in organizing, and participating in HUB economic opportunity fairs such as the African American Legislative Summit, University of Texas Annual HUB Vendor Fair, co-host of a business opportunity fair in June, 1999, Texas Association of Mexican American Chambers of Commerce 24th Annual Expo, LBJ School of Public Affairs 3rd Annual HUB Conference, Minority Enterprise Development Week/Business Opportunity Symposium Series XII Conference, Feria '99 hosted by the Austin Hispanic Chamber of Commerce, and the Economic Opportunity Forum of the New Millennium in January, 2000, hosted by General Services Commission and others.
- Frequent interaction with HUB vendors to ensure program participation and ongoing HUB certification. We send notifications to HUB vendors when they have failed to renew their HUB status with General Services Commission.
- Automated our purchasing system to track HUB orders and report the number of solicitations issued to HUBs.

One of the agency's largest expenditures for this fiscal year was the advertisement of the seventeen proposed constitutional amendments in all Texas newspapers. The Texas Election Code directs the agency to contract with each eligible newspaper or a statewide association of daily and weekly newspapers. The organization capable of performing this service, the Texas Press Association, is not a HUB. However, of the \$832,880.20 paid for advertising \$91,808.20 was paid to Spanish language newspapers.

The Office of the Secretary of State will continue to strengthen its HUB program and work diligently to increase purchases with HUB businesses.

Sincerely,

A handwritten signature in cursive script that reads "Mary Jon Urban".

Mary Jon Urban
Purchasing Manager



COMMISSIONER
Eric M. Bost

Supplemental Summary for the FY'00 Semi-Annual HUB Report for Agency 324

TDHS continues to maintain its theme of "*Partners for a Better Texas.*" During the first six months of FY 2000, TDHS is pleased to announce that it has increased its HUB subcontracting dollars twelve times over the amount reported last year for this same period. This increase occurred in the "Other Services" procurement category. Of all contract dollars spent with HUBs, three percent went to HUBs who chose not to certify. The following good faith efforts were made to increase HUB participation by:

- Encouraging HUB certification through mailouts, at HUB forums, and in meetings with vendors;
- Supplying agency staff, lessors and other prime contractors with HUB certified vendor listings;
- Serving on six committees with Chambers of Commerce and other business organizations in planning small business events to attract HUBs.

In addition to attending all GSC sponsored Economic Opportunity Forums, TDHS actively participated in the following events:

- Annual San Antonio Chamber of Commerce "Meet the Buyers", San Antonio (September 17, 1999),
- Business Opportunity Symposium Series XII '99, Austin (September 30 - October 2, 1999),
- University of Houston Clear Lake HUB Business Forum, Houston (October 5, 1999),
- Representative Dawnna Dukes "Small Business Conference," Austin (October 6, 1999),
- City of Abilene Economics Center, Abilene (October 18, 1999),
- Starr County Business Summit, Edinburg (October 19, 1999),
- Minority Enterprise Development (MED) Week, McAllen (October 20 - 21, 1999),
- Hispanic Chamber of Commerce "Feria '99", Austin (October 21, 1999),
- City of Abilene Economics Center, Abilene (November 18, 1999),
- Senator Royce West's "Bringing Business and Political Leaders Together," Houston (November 18, 1999),
- Government Procurement Connections Meeting, Houston (14 meetings on various dates),
- Texas Association of African American Chamber of Commerce Networking Luncheon, Austin (December 1, 1999),
- First Economic Opportunity Forum of the Millennium, Austin (January 20, 2000),
- Texas Department of Transportation Regional DBE/HUB Liaison Committee Meeting, Tyler (January 20, 2000),

Questions regarding this report should be directed to Carol Kelly, Director of Business Services at (512) 438-3275.

Tom Phillips
Deputy Commissioner
Support Services Division

March 15, 2000



State of Texas Aircraft Pooling Board

10335 Golf Course Road
Austin, Texas 78719
512-936-8900
FAX 512-936-9169

Bill Clayton, *Chairman*
Roy Q. Minton
Scott E. Rozzell

Executive Director
Jerry Daniels

Ex-Officio Members:
Frank Vito
State Auditors Office
Dionicio Vidal "Sonny" Flores
General Services Commission

SUPPLEMENTAL SUMMARY FOR FY '2000 SEMI-ANNUAL HUB REPORT FOR AGENCY # 342

In accord with GSC Rule 111.13(d), the State Aircraft Pooling Board (SAPB) provides this supplemental letter to summarize and review its intent and good faith efforts to utilize HUB vendors. As well, this letter will provide clarification on extenuating circumstances during the second quarter of FY 2000 that resulted in a lower percentage of HUB vendors being reported than otherwise would have been for this period

For the first quarter of FY 2000, September - November, a HUB vendor we regularly utilize for aircraft parts -- *our only HUB aircraft parts vendor* -- represented 27 out of 53 contracts to HUBs. During the second quarter, December - February, this same HUB vendor was not included on our count and on the electronic report filed. This vendor represented 37 awards out of 64 or \$28,030 55 of \$41,060.49 in HUB vendor dollars for the second quarter

Our review and inquiry of circumstances regarding this vendor's status during the second quarter revealed that the vendor in question was not on the list of qualified HUB's. After our follow up contact with the vendor, they promptly submitted the necessary information to return to the qualified list.


The second and significant issue regarding the SAPB's use of this vendor, irrespective of HUB status, is that we have been unable to locate any other aircraft parts HUB vendors. So long as this limitation on availability exists, we will have difficulty making further progress toward enhancement of our HUB vendor market.

We continue to seek qualified HUB vendors who may supply FAA-approved aircraft parts for the continued maintenance and assured safety of the State's aircraft. We are always appreciative of any assistance that others might provide in helping our agency locate qualified vendors for this purpose

Further questions on this matter or other HUB vendor issues may be directed to:

Jerry Daniels
Executive Director
State Aircraft Pooling Board

at the above address or phone number. Thank you for your time and consideration.


Jerald A. Daniels
Executive Director

Texas Public Finance Authority

Board of Directors:

Daniel H. Branch, Chairman
Daniel T. Serna, Vice Chairman
Cynthia L. Meyer, Secretary
Helen Huey
John C. Kerr
H.L. Bert Mijares Jr.

Kimberly K. Edwards
Executive Director



Post Office Box 12906
Austin, Texas 78711-2047
Telephone: (512) 463-5544

300 West 15th Street, Suite 411
Austin, Texas 78701
Telefacsimile: (512) 463-5501
www.tpfa.state.tx.us

Supplemental Summary for the FY 2000 Semi-Annual HUB Report for Agency 347


Under its enabling act, the Texas Public Finance Authority (the "Authority") is required to make a good faith effort to use HUBs to assist in the issuance of at least 30% of its General Obligation bonds. The Board of Directors of the Authority (the "Board") adopted a strategic plan goal to meet or exceed those guidelines and goals promulgated by the legislature and the General Services Commission regarding purchasing and contracting with historically underutilized businesses. The Authority's goal is reflected in its underwriting policies for negotiated and competitively bid bond sales. For negotiated underwritings, the Board has selected a pool of 26 firms, of which 6 are HUB certified and 3 are minority owned. Underwriting fees are netted from bond proceeds prior to the state's receipt of them and, therefore, they are not reflected in the Annual HUB report. During the reporting period, the Authority conducted two competitive bond sales and no negotiated sales. Ten HUB or minority owned firms participated in the bidding process, and one HUB firm was a member of the winning syndicate. Under the Authority's contracts for professional services required for bond issues, 25% of the work and compensation for financial advisory services goes to the Authority's HUB co-financial advisor, and at least 30% of the legal work and compensation goes to HUB Co-Bond Counsel. A HUB firm served as lead counsel on one of the two bond issues closed during this period. The Authority reports expenditures related to bond issues to the Bond Review Board on a per issue basis, 60 days after the closing of the bonds.

The Authority makes expenditures related to the issuance and on-going administration of a bond issue to paying agents, which are commercial banks, rating agencies, and property and casualty insurance companies. To date, no HUB firms have been identified that provide paying agent, bond rating or property and casualty insurance services. In cases where the Authority has the discretion in selecting payees, the Authority makes a good faith effort to include HUBs. An example of this effort is reflected in the Authority's General Obligation Commercial Paper Program (the "GOCP"). The remarketing agreement was amended in 1998 so that a HUB firm will remarket a portion of the GOCP. As of February 29, 2000, the HUB firm remarkets \$35.5 million of the total \$351.3 million of outstanding commercial paper.

The Authority is committed to purchasing goods and services from certified HUBs and the agency continues to utilize the GSC Centralized Master Bidders List to locate available HUB vendors. The Authority's efforts are reflected in the percentage paid to certified HUB vendors. The Authority paid 15.06% of its total administrative expenditures to certified HUB vendors for the period September 1, 1999 thru February 29, 2000.

A handwritten signature in cursive script that reads "Kimberly K. Edwards".

Kimberly K. Edwards
Executive Director



Linda Cloud,
Executive Director

Commissioners
Harriet Miers,
Chair
Anthony Sadberry
C. Tom Clowe, Jr.

Supplemental Summary for FY 2000 Semi-Annual HUB Report for Agency No. 362

The Texas Lottery Commission (TLC) through its Minority Development Program continues to strive to promote contracting opportunities to Minority and Historically Underutilized Businesses (HUBs) through the procurement process.

For the first six months of this fiscal year, the Commission and our prime vendors have purchased approximately \$4.1 million in goods and services from HUBs.

Our efforts include:

- Contract awards of approximately \$600,000 to women and/or minority-owned businesses that are not certified as HUBs.
- Representation on joint select and HUB cooperative committees along with other state agency representatives in an effort to share information on how to improve the statewide HUB Program and increase HUB participation.
- Attendance at six economic opportunity events.
- Assistance to prime vendors in locating HUB vendors for potential subcontracting opportunities.

The Commission operates as a state enterprise fund, and is unique among state agencies. There are several specialized contracting services that account for our largest expenditures. One specific service is payments to our Lottery Operator that is entirely dependent on ticket sales. Therefore, when Lottery tickets sales increase, total expenditures increase. When this occurs, overall percentages of HUB spending may decrease, while total dollars spent with HUBs may increase.

The Commission supports the State of Texas HUB Program and will continue to research and identify ways to improve our HUB participation for Fiscal Year 2000. If you have any questions regarding our HUB program, please contact Bart Sanchez, Financial Administration Director at (512) 344-5410.

Linda Cloud
Executive Director



Texas State Board of Public Accountancy

333 Guadalupe, Tower III Suite 900, Austin, Texas 78701-3900

William Treacy, Executive Director

Supplemental Summary for FY 2000 Semi-Annual HUB Report for Agency 457

The expenditures for the Texas Historically Underutilized Business (HUB) Report for the 2000 Semi-annual Fiscal Year will not be available from your agency until April, 2000, but the Texas State Board of Public Accountancy wishes to make the following information from FY 99 available to you. The legislation applicable to this period of time, the *Public Accountancy Act of 1991, as amended, effective September 1, 1993, (the Act), Article 41a-1, T R.C.S.A., Section 15, Examinations, Reexaminations, and Fees* provides:

(a) All examinations provided by this Act shall be conducted by the board...The board as it considers appropriate may use all or part of the Uniform CPA Examination and any related service available from the American Institute of Certified Public Accountants or, if it would result in a greater degree of reciprocity with the examination results of other states, the National Association of State Boards of Accountancy...

House Bill No. 1 (General Appropriations Act), Seventy-fifth Legislature, R.S., Article VIII, Section 1, Board of Public Accountancy, 3. Purchase of Examinations provides:

The amount appropriated above in Strategy A.1.2., Examination, shall be expended solely for the purpose of purchasing and grading of the Uniform CPA Examination from the American Institute of Certified Public Accountants.

For the fiscal year ending August 31, 1999 of the Board's \$807,734 in total expenditures (consolidated funds) reported on the HUB Report, \$554,410 was paid to the American Institute of Certified Public Accountants. Excluding this amount from the total expenditures provides for 16.37% spent with certified HUBs. This compares favorably with the statewide average of 12.56%.

We believe that, because of the provisions in the Public Accountancy Act and the General Appropriations Act, this adjustment provides an equitable perspective of this agency's expenditures with certified HUBs. If you need more information, please call me at (512) 305-7800.

Sincerely,

TEXAS STATE BOARD OF
PUBLIC ACCOUNTANCY

WILLIAM TREACY

Executive Director

March 10, 2000

MR:2000HUB

Administration/
Accounting
(512) 305-7800

Automated
Information
(512) 305-7870

CPE
(512) 305-7844

Enforcement
(512) 305-7866


Licensing
(512) 305-7853

Qualifications
(512) 305-7850
(512) 305-7851

Quality
Review
(512) 305-7853

FAX
(512) 305-7875
(512) 305-7854

An equal opportunity, affirmative action employer



Structural Pest Control Board of Texas

1106 Clayton Lane, Suite 100 LW

Austin Texas 78723-1066

Tel: 512/451-7200
Fax: 512/451-9400
www.spcbtx.org
spcb@spcbtx.org

Executive Director
Benny Mathis

Board Members

Jo-Christy Brown
Chair, Austin

Gary L. Gillen
Vice Chair
Richmond

Dr. Jay D. Stoea
Lubbock

Madelaine Kirven-Gambie
Dallas

Arturo Perez
Harlingen

Les Hoyt
Amarillo

Elias Briseno
Representing Commissioner,
Texas Department of Health

Dr. Roger Gold
Representing Head of
Department of Entomology
Texas A&M University

Phil Thom
Representing Commissioner,
Texas Department of Agriculture

Supplemental Summary for FY 2000 Semi-Annual HUB Report For Agency 472

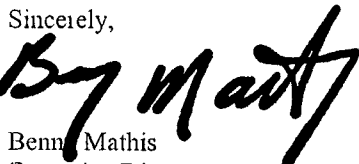
On all purchases, the SPCB strives to obtain bids from HUB certified vendors and awards bids based on comparability and price. The majority of all purchasing done by our agency falls under our "delegated purchasing authority." For purchases that do not require quotes or bids our agency attempts to first procure the goods or services from HUB certified vendors. In addition, in order to meet GSC's adjusted HUB goals for our agency, when bidding is required, our agency will solicit, at least two thirds of all bids from HUB certified vendors. When the quality of goods and services offered by HUB certified vendors is comparable and is the "Best Value" for the State of Texas, our agency will award the bid to HUB certified vendors.

A summary is listed below showing the number of bids solicited and contracts awarded

Description	Total	Non Hub	Hub Total	Asian		Black		Hispanic		Am. Indian		WO
				M	F	M	F	M	F	M	F	
Bids Solicited	103	65	38	2	2	1	0	6	3	0	1	23
Bids Awarded	79	64	15	0	0	0	0	0	0	0	0	15

In the first half of FY 2000, our agency's overall HUB goals were not met due to the following: (1) Lack of HUB bids and quotes in which the goods and services offered were comparable in value, (2) Lack of response from HUB vendors

If you have any questions regarding this report, please contact Ms Dianna Offen-Anderson at (512) 451-7200 or e-mail dianna.offen-anderson@spcbtx.org

Sincerely,

Benny Mathis
Executive Director

BM.doa
Attachment



Texas Department of Health

William R. Archer III, M.D.
Commissioner

<http://www.tdh.state.tx.us>

Charles E. Bell, M.D.
Executive Deputy Commissioner

1100 West 49th Street
Austin, Texas 78756-3199
512/ 458-7111

Supplemental Summary for the FY '2000 Semi-Annual HUB Report (Agency Code 501)

Texas Medicaid Managed Care Contracts

On August 31, 1999 the Texas Department of Health (TDH) completed its fourth year of contracting with Health Maintenance Organizations (HMOs) to provide health insurance for medicaid recipients. TDH has implemented contracts with HMO's in Bexar, Travis, Tarrant, Lubbock, Dallas and Harris counties. Early fiscal year 2000, TDH implemented contracts with HMO's in El Paso county.

The TDH HUB office has been very involved with the HMOs during the past six months, ensuring that they make a good faith effort to contract with HUBs and other minority and women-owned businesses. In January of this year, TDH sponsored a vendor training day in Austin in conjunction with the General Services Commission (GSC) and several other agencies. This training day provided an opportunity for HUB vendors to meet face-to-face with TDH purchasing representatives and receive vendor contact information for the HMOs. A representative of GSC was on hand to encourage women and minority owned businesses to certify as HUBs. As a result of these good faith efforts, the HMOs reported a total of \$14,200,496 of HUB subcontracting participation during the first three quarters of FY 2000. This figure includes expenditures paid to certified HUBs and women and/or minority-owned businesses. While the TDH HUB office has worked with HMO representatives to encourage HUB qualified businesses to become certified with the state, this remains a major challenge for us, especially in the professional services area.

As TDH expands its Medicaid Managed Care contracts to other counties in Texas, the TDH HUB office will continue to ensure that HUBs and women and minority-owned businesses have an opportunity to participate. Questions concerning the TDH HUB Program should be directed to the HUB Program Coordinator at 1-800-243-7487.

Sincerely,

Frank Ringer, Jr., Associate Commissioner
Human Resources and Support

THE UNIVERSITY OF TEXAS
MD ANDERSON
CANCER CENTER

**Supplemental Summary For FY00 Semi-Annual Report Or Semi-Annual HUB Report
For Agency 506**

This summary serves as supplement to the Historically Underutilized Business (HUB) Semi-Annual Report for the period of 9/1/99 through 2/29/00 for the University of Texas M. D. Anderson Cancer Center. Detailed within is a brief overview of M. D. Anderson's most notable accomplishments for this period.

M. D. Anderson's Mentor-Protégé Program was designed to assist HUB entrepreneurs recognize and overcome their business weaknesses, including contract development, contract negotiations, and billing. Our program has been in place for five years, having assisted six vendors over the years in the program. Monetary gains are not the focus nor is there any guarantee of business in a mentoring program. Our approach encompasses educating our proteges about M. D. Anderson in an orientation to our business structure as well as our proteges educating us on their business.

It is very challenging to meet GSC's goal, as many of M. D. Anderson's purchases are made through Premier Inc., our group buying alliance affiliate. Areas we far exceed the goals in are professional services and special trade, at 28.8% and 53.6% respectively. Subcontracting is encouraged when feasible.


Efforts to certify non-certified HUBs for this report period include a.) mail out an average of 50 applications/month, b.) add an average of 10 vendors a month to our vendor list, and c.) an average combination of ten telecons/vendor meetings per month on certification queries. Large institutions such as ours are further challenged to meet their HUB goals under new certification qualifications. Many HUB subcontracting opportunities for our prime vendors are located out of state and no longer qualify as HUBs in Texas. Our expenditures with certified HUBs reflect 74% of our HUB expenditures.

M. D. Anderson is one of only 35 cancer centers nationwide meeting the tough federal standards for designation as a Comprehensive Cancer Center by the National Cancer Institute. As such, our focus is exclusively on cancer patient care, research, education and prevention. The following expenditures are identified as HUB non-capacity for the commodity and professional service categories:

Hospital/Medical Equipment:	\$ 4,430,026
Laboratory Reagents:	48,720,167
Mainframe Equipment:	2,388,000
Equipment Maintenance:	426,137
Health Services – Professional:	185,034
TOTAL HUB NON-CAPACITY:	<u>\$56,149,364</u>

M. D. Anderson Cancer Center submits this information as an adjustment to expenditures in the commodity and professional service categories to more accurately reflect M. D. Anderson's progress in support of the State of Texas HUB Program.

Please address any question to Marian Nimon, HUB Coordinator at 713-794-4818



Michael J. Best, Vice President, Business Affairs & Controller



The Agriculture Program

THE TEXAS A&M UNIVERSITY SYSTEM

Office of the Vice Chancellor for Agriculture and Life Sciences

March 9, 2000

Office of the Vice Chancellor for
Agriculture and Life Sciences
Suite 113

Jack K. Williams Administration Building
2142 TAMU

College Station, TX 77843-2142

979.845.4747

FAX: 979.845.9938

<http://agprogram.tamu.edu>

SUBJECT: Supplemental Summary for the FY00 Semi-annual HUB Report,
Agencies 556,555,577

The Texas Agricultural Experiment Station (TAES), Texas Agricultural Extension Service (TAEX), and Texas Wildlife Damage Management Services (TWDMS) continued activities to increase economic opportunities for Historically Underutilized Businesses as follows:

1. Participated in the BOSS XII Business Opportunity Symposium in Austin, October 1-2, 1999.
2. Participated in FERIA'99, October 15, 1999 in Austin.
3. Attended meetings with GSC HUB discussion group on compliance with Senate Bill 178 in October, November, December, 1999 and January, 2000.
4. Participated in State Business Summit "Bringing Business and Political Leaders Together" in Grand Prairie, November 18, 1999.
5. Attended 6th Annual forum of Economic Opportunities hosted by Senator Mario Gallegos, Jr. in Houston, December 8, 1999.
6. Developed an AG Program Purchasing web site with a direct link to GSC-HUB web site: <http://agfiscal.tamu.edu/purchasing/hubs.htm>
7. Recruited local Hispanic towing company and assisted with HUB certification and have done \$1,750 in services in two months.
8. Advertised two invitation to bids for construction in HUB publications *La Voz* and *La Presna*.

TAES, TAEX, and TWDMS will continue to educate, assist, and train faculty and staff in HUB vendor access and utilization for procurement of goods and services. The agencies continue to seek ways to increase HUB participation in purchases.

Sincerely,

Dee Ann Schneider
Purchasing Manager
Agriculture Program Purchasing
(979)845-4771
da-schneider@tamu.edu

Ronald W. Jackson
Assistant Director for
Budget and Reporting
Agriculture Program

Agencies
Texas Agricultural Experiment Station

Texas Agricultural Extension Service

Texas Forest Service

Texas Veterinary Medical Diagnostic Laboratory

Texas Wildlife Damage Management Service

Universities

Prairie View A&M University
College of Agriculture and Human Sciences

Prairie View A&M University
Cooperative Agricultural Research Center

Prairie View A&M University
Cooperative Extension Program

Tarleton State University
College of Agriculture and Technology

Texas A&M University
College of Agriculture and Life Sciences

Texas A&M University
College of Veterinary Medicine

Texas A&M University—Commerce
Department of Agricultural Sciences

Texas A&M University—Kingsville
College of Agriculture and Human Sciences

West Texas A&M University
College of Agriculture, Nursing and Natural Sciences



Supplemental Summary for FY '00 Semi Annual HUB Report for Agency 576

As we enter the new millennium the Texas Forest Service (TFS) brings forth its continuing commitment to making a Good Faith Effort to improve the participation of HUBs in the agency's purchasing and contracting opportunities.

The TFS insures all delegated purchases of commodities and services are in accordance with adopted General Services Commission's rules in an effort to maximize contracting opportunities for HUBs. TFS Purchasing Procedures (Supplement to TAMUS System Policies) encourages and instructs buyers, through solicitations, to ensure the participation of certified Historically Underutilized Business vendors.

Construction and/or renovations projects are in accordance with procedures set forth in The Texas A&M University System Procedures for Physical Plant Construction Projects. These instructions include HUB Participation procedures.

As a TAMU System component the TFS participates in the TAMUS HUB Advocacy Program in order to enhance the agency's good faith efforts.

The TFS Purchasing Office maintains a computer program to track the number of HUB bid requests solicited, number of HUB responses received, and number of HUB awards made. The Purchasing Office also instructs all agency departments in utilizing GSC's CMBL/HUB vendor list in order to solicit HUB vendors for spot purchases of less than \$2,000.

Through out-reach efforts the TFS continues the commitment to increase opportunities for HUBs by participating in Economic Opportunity Forums, training workshops and conferences designed to assist HUBs in doing business with the agency, and to allow networking of our purchasing staff with other agency purchasers.

TFS participated in the following for the first half of Fiscal Year 2000; 1st Economic Opportunity Forum of the New Millennium, January 20, 2000 in Austin, TX, TAMUS Annual Purchaser's Meeting, February 16, 2000, GSC State of Texas Purchaser Conference February 14-18, 2000 Austin, TX. TFS anticipates participation in at least two additional Forums prior to the end of FY 2000.

So far this FY our Purchasing Office has been able to renew two major contracts with Hub vendors. One renewal to Cutting Edge Communications of San Antonio, a Certified HUB (minority /woman-owned) has already executed expenditures of \$21,547. The other renewal is to a non-certified minority-owned business (Garcia Forestry).

Emergency purchases to support agency operations during Emergency Response to Wildland Fire Incidents in remote areas of the state continue to create situations where adequate HUB sources are not available. Also, specialized wildland fire equipment and supplies continue to be a large portion of the agency's purchases. The majority of these purchases are proprietary resulting in a very limited or non-existent HUB vendor base.

Sincerely,

Tom G Boggus
Associate Director



TEXAS STATE BOARD OF VETERINARY MEDICAL EXAMINERS

RON ALLEN, EXECUTIVE DIRECTOR

SUPPLEMENTAL SUMMARY FOR THE FY00 SEMI-ANNUAL HUB REPORT FOR AGENCY #578

The Texas Board of Veterinary Medical Examiners has a unique purchasing situation regarding the purchase and grading of national examinations from the Professional Examination Service, a non-profit organization. The estimated cost for purchasing and grading exams is \$50,000 annually. This represents a large expenditure for a small agency--approximately 8% of our total budget. When this is paid, the voucher is coded with comptroller object 7300, "Consumables". This object code was included in the Texas Disparity Study and is used when calculating our agency's percentage of expenditures with HUBs under the category of "Commodities". This is a proprietary situation--PES is the sole source for these exams. According to our figures, using this method of calculation, our HUB expenditures for the first half of FY 2000 are as follows:

HUB Expenditures:	\$ 6,100
Total Delegated Expenditures:	\$75,443
HUB Percentage:	8.1%

In the first half of fiscal year 2000, \$46,370 was expended for national exams. If this amount is deducted from the total delegated expenditures, then the HUB percentage is very different:

HUB Expenditures:	\$ 6,100
Total Delegated Expenditures	\$29,073
HUB Percentage:	21.0%

We believe this percentage is more representative of our efforts to award purchase orders to HUBs than the computerized report from the General Services Commission will indicate. In addition, \$618 was paid to women or minority-owned businesses that are not certified as HUBs. Expenditures of \$1,210 were made to graduated HUBs. The agency also utilizes other state agencies whenever possible. This reduces purchase orders awarded to HUBs, but increases utilization of state resources.

HUBS Submitting Bids and/or Proposals

Ethnic & Gender Categories	AS		BL		HI		NA		WO	Total
	M	F	M	F	M	F	M	F	F	
Number of HUB Bids/Proposals Recd	2	0	1	1	3	0	0	0	14	21

Number of Contracts Awarded to HUBS

Ethnic & Gender Categories	AS		BL		HI		NA		WO	Total
	M	F	M	F	M	F	M	F	F	
Number of Contracts Awarded	2	0	1	0	0	0	0	0	8	11

Legend: AS=Asian Pacific; BL=Black; HI=Hispanic; AI=American Indian; WO=Woman Owned; M=Male; F=Female

The Texas Board of Veterinary Medical Examiners does not issue state bonds. If you have any questions, contact Karen Alexander at 512/305-7559.

 Ron Allen, Executive Director

Jul 29, 2000
 Date 512/305-7555
 Phone Number

/ka



TEXAS WATER DEVELOPMENT BOARD

William B. Madden, *Chairman*
Elaine M. Barrón, M.D., *Member*
Charles L. Geiten, *Member*

Craig D. Pedersen
Executive Administrator

Noé Fernández, *Vice-Chairman*
Jack Hunt, *Member*
Wales H. Madden, Jr., *Member*


Supplemental Summary for the FY-2000 Annual HUB Report for Agency No. 580

The Texas Water Development Board (Board) has continued its commitment to include Historically Underutilized Business (HUB) vendor participation for the procurement of goods and services. The agency has put forth a total effort to ensure that HUB vendors are being fully utilized. During fiscal year 2000, as in previous years, our agency's HUB participation in the Commodity Purchasing category exceeded the statewide goal for this category. This is due to our concerted efforts to increase HUB participation as well as our continuous participation in statewide Opportunity Forums.

Despite our continued efforts to increase HUB vendor participation in all categories, our Professional Services and Other Services categories do not truly reflect our agency's HUB participation efforts. In an effort to increase HUB participation in the Professional Services category the Board has established internal Underwriting Policies and Procedures (UPP) which are being utilized in our bond sales. In addition to obtaining the best prices for our bonds, the UPP's are designed to maximize the efforts to include HUB participation throughout the bond distribution process. For the bond sales the Board conducted in fiscal year 2000, a total of \$150,828 for Underwriter's Takedown and Management fees was distributed to HUB vendors. The Board also created a Bond Counsel Team composed of three firms, one of which is a HUB firm, in order to allow HUB firm participation throughout the Bond Counsel process. To further strengthen the Board's commitment to provide opportunities for HUB firm participation, the Board has also ensured that HUB firms were being used throughout the Securities purchasing process. In fiscal year 2000, the Board utilized the services of nine Security dealers. Three of these Security dealers were certified HUB firms. The Board has put forth a total effort to allow HUB Vendor participation while complying with the GSC procurement rules and procedures. In order to increase HUB Vendor participation, the Board is currently:

- Using the GSC Centralized Master Bidder's list and HUB Listing when soliciting bids;
- Contacting HUB Vendors from these listings to solicit bid information;
- Obtaining bids from HUB Vendors on almost all purchase orders (except for emergency orders);
- Assisting HUB vendors with HUB Certification;
- Attending and participating in State HUB Forums and Seminars; and,
- Maintaining an internal database to track and identify HUB Vendor participation.


The Texas Water Development Board is committed to providing opportunities for HUB vendors to participate in the procurement of goods and services and will continue to explore methods to allow for continued HUB Vendor participation.


Ryan C. Long
Director, Support Services Division

Our Mission

Provide leadership, technical services and financial assistance to support planning, conservation, and responsible development of water for Texas

P.O. Box 13231 • 1700 N. Congress Avenue • Austin, Texas 78711-3231
Telephone (512) 463-7847 • Telefax (512) 475-2053 • 1-800-RELAY TX (for the hearing impaired)
URL Address: <http://www.twdb.state.tx.us> • E-Mail Address: info@twdb.state.tx.us



Texas Department of Transportation

DEWITT C. GREER STATE HIGHWAY BLDG. • 125 E. 11TH STREET • AUSTIN, TEXAS 78701-2483 • (512) 463-8585

Supplemental Summary for FY 2000 Semi-Annual HUB Report For Agency No. 601

Agency Name Texas Department of Transportation (TxDOT)
Agency Number 601

The Texas Department of Transportation (TxDOT) operates a Disadvantaged Business Enterprise (DBE) Program authorized by the United States Department of Transportation. The United States Department of Transportation (USDOT) requires recipients to establish a DBE program consistent with Federal Regulations 49CFR Part 26. The DBE program requirements established under 49CFR Part 26 apply to any contract funded with federal dollars appropriated by the USDOT, and does not allow recipients to establish separate DBE goals for ethnic groups or women. TxDOT will continue to strive to provide opportunities for all groups identified in the DBE and Historically Underutilized Business (HUB) Program. From September 1, 1999 to February 29, 2000, TxDOT participated in 17 DBE/HUB outreach forums such as the "Women in Construction" in Houston, Texas and the "Texas Association of African American Chamber of Commerce" in Austin, Texas.

TxDOT certifies DBEs that own and operate their own hauling equipment (truck owner-operators), who are subsequently hired by non-minority hauling companies. Due to the large number of certified truck owner-operators being hired by non-minority hauling companies, it is impractical to track monthly payments made to each individual truck owner-operator. These payments are not included in our FY 2000 Semi-Annual HUB Report. Two non-minority hauling companies have reported that the following payments have been paid to certified HUBs:

Aggregate Haulers	\$	10,565.51
Statewide Transport, Inc.	\$	9,221.42

Total	\$	19,786.93

TxDOT is also providing information on DBE\HUB firms that have graduated from the program and continue to receive awards as non-DBE\HUBs during fiscal year 2000. As shown in **Attachment 1**, page 2, TxDOT awarded \$18,145,254.29 to HUBs that have graduated from either the DBE (Federal) and/or HUB (State) programs.

In accordance with Article IX of the 1998-99 General Appropriations Act, Section 124, Subsection 6, TxDOT reports to the General Services Commission (GSC) all HUBs submitting bids and/or proposals and receiving prime awards. **Attachment 2** – page 3 provides the number of HUBs classified by ethnic group status that have submitted bids and have received prime awards for the acquisition, construction, equipping, or operational implementation of state facilities or program. The attached information in page 3 represents bids submitted for Heavy Construction that includes all roadway maintenance proposals and all local let maintenance projects at the District level. This bid count also includes all proposals and bids submitted for Building Construction and Professional Service Contracts (Engineering, Surveying, Architect, Lab, and other non-engineering consulting services). *Purchase order commodities bid and award information was not available at the time of this report. Computer testing to retrieve all the District purchase order commodity bids and awards will continue and will become available for the September 15, 2000 report for the end of Fiscal Year 2000.*

Juan Vega, Manager
Goal Setting & Data Report Branch
Business Opportunity Program Section
Construction Division

E. Casarez, DBE Director
Business Opportunity Program Section
Construction Division



TEXAS DEPARTMENT OF CRIMINAL JUSTICE

P.O. Box 4014

Huntsville, Texas 77342-4014

Wayne Scott
Executive Director

March 13, 2000

SUBJECT: Agency 696 Supplemental Summary for the FY2000 Semi-Annual HUB Report

The Texas Department of Criminal Justice (TDCJ) is firmly committed to promoting and increasing contracting opportunities with Historically Underutilized Businesses (HUB's). The program that is in progress to accomplish this is a highly structured program that is presented as the TDCJ HUB Action Plan. This action plan consists of 42 separate projects each with a written plan including all action steps, persons responsible, and due dates for completion. This plan is growing and projects are added as new opportunities are identified.

A project that the TDCJ is especially proud of is our contract with Globe-1 Inc. to capture all Agency written invitations to bid and forward them to all qualified HUB vendors. The Globe-1 computer receives bid data from the agency automatically with no purchaser intervention. Globe-1 matches this data with HUB's in their database that provide the product or service. The Globe-1 database is simply the Texas Certified HUB directory. When a match is made in the Globe-1 computer, the Request for Quotation or Invitation for Bid is automatically faxed or emailed to the HUB.

Other good faith effort projects currently listed in our HUB Action Plan include the following:

- Agency partnership with the Texas Association of Mexican American Chambers of Commerce (TAMACC) and the Texas Association of African American Chambers of Commerce (TAAACC).
- Program to have HUB suppliers present their products and services to TDCJ personnel.
- Increase utilization of HUB contractors in road construction and repair.
- Increase utilization of HUB contractors in building renovation and remodeling.
- Increase utilization of HUB contractors in the professional services category.
- Increase utilization of HUB contractors in the other services category.
- Increase utilization of HUB contractors in the building construction category.
- Continuous revolving one on one training of TDCJ purchasers in locating and using HUB vendors.
- Attendance at economic opportunity forums and HUB oriented trade fairs where awards will be made.
- Attend construction pre-bid conferences and introduce HUB subcontractors to prime contractors.
- Identify HUB contractors that need certification or re-certification and assist them.
- Identification of and outreach to minority and women's chambers of commerce and other community groups
- Job Order Contracting HUB utilization plan.
- Purchase card HUB utilization plan.
- Assistance to purchasers as necessary regarding HUB program.
- Assistance to and training of HUB vendors and contractors as necessary.
- Formation of HUB Action Committee with key purchasing and contracting personnel.
- Huntsville HUB trade show with TDCJ purchasers meeting new HUB vendors and contractors.
- Establish and promote mentor-protégé program.

Work is in progress on all of these projects and more. The TDCJ believes that these programs demonstrate our "Good Faith Effort" to improve participation of Historically Underutilized Businesses in the Agency's contracting opportunities. For further information contact James W. Davis – HUB Coordinator at (936) 437-2139.

Sincerely,

A handwritten signature in black ink that reads "David McNutt".

David McNutt
Director of Financial Services



The Texas A&M University System Health Science Center

Office of the President and Vice Chancellor for Health Affairs
John B. Connally Building
301 Tarrow, Suite 319
College Station, Texas 77840-7896
409 458-6475 • fax 409 458-6477

Supplemental Summary for the FY 2000 Semi-Annual Hub Report Agency 709

The Texas A&M University System Health Science Center, is fully committed to making a good faith effort to initiate, develop and implement a fair, open and inclusive procurement system which values and advocates the broadest possible Historically Underutilized Business participation.

The Texas A&M University System Health Science Center had been successful in its community outreach effort and has made a commitment to its involvement in the following outreach activities:

- A member of the Dallas Together Forum
- A member of the General Services Commission's HUB Cooperative Committee
- Attended Texas A&M University System Hub Coordinators meetings
- Participated in the MEDWEEK/TCBM/BOSS XIII '99 Conference
- Participated in the Feria '99 The Business and Career Development
- Attended the State Business Summit, Bringing Business & Political Leaders Together
- Participated in the 1st Economic Opportunity Forum of the New Millennium
- Attended General Services Commission GTC 2000
- Member of the Host Committee planning the April 2000 Economic Opportunity Forum, Dallas, TX.

The Texas A&M University System Health Science Center as a healthcare and research institution, must contract for goods and services in specific categories for which there is minimal or no HUB availability. We continue to research HUB potential in these areas, however, some non-availability continues. These areas include medical/research products and chemicals.

The Texas A&M University System Health Science Center is committed to a good faith effort needed to support the institution's mission as well as the administrative and logistical operations.

Submitted by:
Wauneta L. Holland
Hub Coordinator



The Texas A&M University System

Office of the Vice Chancellor for Academic and Student Affairs

John B. Connally Building, 7th Floor • 301 Tarrow • College Station, Texas 77840-7896
Phone (979) 458-6070 • Fax (979) 862-2679 • Campus Mailstop 1122 • <http://tamusystem.tamu.edu>

Supplemental Summary for FY 2000 Semi-Annual HUB Report for Agency 710

The Texas A&M University System (TAMUS) is committed to making a Good Faith Effort to assist Historically Underutilized Businesses (HUBs) to receive contract awards for design and construction and for the purchase of supplies, materials, equipment and services, including those relating to the issuance of bonds, in accordance with the goals established under the law by the General Services Commission. The procurement process seeks to ensure equal access to all businesses, encourage competition and promote other fair business practices.

The TAMUS HUB Advocacy Program was developed to further enhance opportunities of the women and minority business community. Elements of the program include:

- Coordinated efforts that disseminate information to System components regarding good faith efforts, vendor lists, reporting requirements and strategies to enhance the program.
- Outreach efforts that include networking opportunities with HUBs at economic opportunity forums, symposiums and HUB fairs as well as communicating with Small and Minority Business Development Centers, Chambers of Commerce and other HUB associations.

The TAMUS (710) includes the System Administrative and General Offices. The majority of its expenditures fund the major construction projects of the System which are managed by the Facilities Planning and Construction Department. Currently, over \$300,000,000 of construction projects are in various stages of development and construction. A web site has been developed to inform prospective bidders of contracting and professional service opportunities (<http://fpcnts.tamu.edu/fpc/>). Outreach efforts included the following:

- Participation in economic opportunity forums and conferences at the Rep. Dukes Business Opportunity Conference and University of Texas "New Millenium Forum" in Austin. Also, Sen. West State Business Summit in Grand Prairie, U.T. Arlington Forum in Arlington and the Sen. Gallegos Forum in Houston.
- Participation in small business expos/procurement fairs at the Boss Conference, the Texas African-American Chamber Conference, and "FERIA '99" in Austin. Also, the Hispanic Contractor's Association Conference in Houston and the "Small Business Day" at Kelly AFB in San Antonio.
- The System was represented as a member of the GSC HUB Cooperative Committee, the HUB Construction Work Group Committee, the Texas Minority Business Opportunity Committee (TMBOC) and the GSC HUB discussion Work Group (SB 178) Committee.

Facilities Planning and Construction is committed to doing its Good Faith Effort to assist HUBs in receiving equal economic opportunities. Efforts are being made to seek bids from HUB primes as well as subcontractors and to certify and recertify qualified HUBs. The System is continuing its efforts to develop procedures and strategies to comply with new HUB Legislation.

The Texas A&M University System is proactive and supports the State of Texas HUB program which is about good business sense and creates an attitude that improves competition but does not create a preference.

Dr. Leo Sayavedra
Vice Chancellor for
Academic and Student Affairs

Mr. Tom Bullock, Jr.
Coordinator of HUB Programs

LS/TB/tcw
March, 2000

Universities

Prairie View A&M University • Tarleton State University • Texas A&M International University • Texas A&M University • Texas A&M University-Commerce • Texas A&M University-Corpus Christi
Texas A&M University-Kingsville • Texas A&M University-Texarkana • West Texas A&M University

Agencies

Texas Agricultural Experiment Station • Texas Agricultural Extension Service • Texas Engineering Experiment Station • Texas Engineering Extension Service • Texas Forest Service
Texas Transportation Institute • Texas Veterinary Medical Diagnostic Laboratory • Texas Wildlife Damage Management Service



TEXAS A&M UNIVERSITY
 Department of Purchasing Services
 P.O. Box 30013
 College Station, Texas 77842-0013
 Phone 979-845-3425 Fax 979-845-3800

March 10, 2000

Supplemental Summary for the FY 00 Semi-Annual HUB Report For Agency No. 711

Texas A&M University continues to be fully committed to our Good Faith Effort Program, as it relates to our Historically Underutilized Businesses Advocacy Program, to develop and maintain supplier diversity while sustaining a fair, open and competitive bidding and procurement process. During FY 00, we have taken the following actions intended to improve HUB access and increase the opportunity of awards to HUBS:

In-Reach Educational Program – All procurement related training programs incorporate HUB resource materials to assist end users in identifying and utilizing HUBs for the purchase of goods and services that have been delegated. There are currently 4 training classes offered on a monthly basis. One of these training programs is specific to locating and utilizing HUB vendors. The additional training classes conducted by Purchasing Services also encourage the use of HUB vendors.


Out-Reach Program – Continued efforts in active support and participation in the Economic Opportunity Forums offered through out the state has led the University to include non-typical resource individuals at the various forums and conferences. Individuals from the Purchasing Services Department have participated in a minimum of six Economic Opportunity Forums, as well as serving on the HUB Discussion Group regarding SB 178. We also have representation on a statewide committee, The HUB Construction Work Group, which meets once a month. They are working to establish effective networking between state agencies and HUB associations to increase HUB participation of prime and sub contractors in the State of Texas Construction Program, and to develop a clearinghouse for construction information between state agencies.

Bid/Offer Opportunities – Below is a summary of bid and offer solicitations by Texas A&M University during the FY 00:

No. of bids/offers sent to ethnic HUBs	493
No. of responses by ethnic HUBs	214
Response Percentage	43%
No. of bids/offers sent to women HUBs	452
No of responses by women HUBs	219
Response Percentage	48%
No. of bids/offers sent to all HUBs	945
No. of responses by all HUBs	433
Response percentage for all HUBs	46%
Total of bids sent out	2577
Total sent to HUBs	945
Percentage of Bids sent to HUBs vs Total Bids Sent	37%

Non-Certified HUB Purchases – For the period of September 1, 1999 through February 29, 2000, Texas A&M University purchased goods and services from non-certified HUBs with the total expenditure of \$582,494.63. The semi-annual report will not reflect these expenditures because the businesses are not officially certified by the General Services Commission.

Submitted by :


 Rex E. Janne, Director of Purchasing Services



MEMBER NATIONAL ASSOCIATION OF EDUCATIONAL BUYERS





COLLEGE OF
ENGINEERING
TEXAS A&M
UNIVERSITY

TEXAS
ENGINEERING
EXPERIMENT
STATION

TEXAS
TRANSPORTATION
INSTITUTE

TEXAS
ENGINEERING
EXTENSION
SERVICE

ENGINEERING PROGRAM • THE TEXAS A&M UNIVERSITY SYSTEM

301 Royce E. Wisenbaker Engineering Research Center • Texas A&M University • College Station, Texas 77843-3126 • (409) 845-1321

SUPPLEMENTAL SUMMARY FOR FY2000 SEMI-ANNUAL HUB REPORT FOR AGENCY 712

The Texas Engineering Experiment Station remains committed to ensuring the utilization of HUB vendors.


TEES placed 138 purchase orders between September 1, 1999 and February 29, 2000 for a total award of \$1,994,099.08. A comparative breakdown shows that **19% (\$379,813.25)** of the total orders awarded were State Contract Orders. **18% (\$359,195.65)** were direct publications, internal repairs, DIR orders, delegated purchases, etc. **21.5% (\$429,361.32)** of the total orders awarded are approved sole source justified purchases. This leaves a total of **\$825,728.86, or 41.5%**, which was competitively bid and offered to minority and women-owned vendors. TEES has increased the amount of contracts offered to minority vendors by 18% over last fiscal year.

Continued effort is placed on locating HUB vendors in the areas of scientific and technical equipment. This type of equipment is purchased in support of on-going research - a primary function of our agency. Items of this nature include a digital CCD camera, a micro-array scanner, an ImmersaDesk classic 3-D manipulation system and a Quizix pulse-free metering pump.

Outreach efforts include attendance at Economic Opportunity Forums and Purchasing Conferences. These opportunities allow us to build new relationships with HUB vendors and maintain relationships with HUB vendors currently being utilized. TEES continues to assist HUB vendors in becoming certified, as well as assisting all vendors in making direct contact with departmental personnel responsible for initiating purchases.

We continue to compile and distribute an updated HUB vendor list, which is taken from the GSC Master Bidders List, for commodities most often used by TEES divisions. This service remains to be a useful tool in providing HUB vendor information to departmental personnel. A session on how to locate HUB vendors will be added to purchasing workshops for agency personnel beginning in FY2000. Additionally, we encourage minority vendors to re-certify and offer assistance with problems encountered with the process.

TEES remains a recipient of Funding from National Science Foundation for the Texas Alliance for Minority Participation which includes various state agencies, community colleges and industry national lab partners to increase the number of minorities earning degrees in engineering, mathematics and the sciences. Payments made to various universities and community colleges for disbursement to minority students for stipends, materials, supplies and equipment are currently excluded from reporting and thus we do not receive credit for this highly successful program. Expenditures for this reporting period are: \$487,617.86.



Carol J. Cantrell
Assistant Vice Chancellor

lgh



Office of Purchasing & Central Services

*Box T-0600, Stephenville, Texas 76402
817/968-9611 FAX 817/968-9838*

Supplemental Summary for FY '2000 Semi-Annual HUB Report
Agency 713

Tarleton State University remains fully committed to its Good Faith Effort to assist Historically Underutilized Businesses (HUBs) in receiving equal economic opportunities.

Tarleton State University makes every effort to solicit pricing from HUBs when making purchases. In our ongoing efforts to promote business with HUBs the following measures have been taken:

Educate departments on accessing the list of certified HUB vendors through the GSC and encourage placing orders when possible.

Attend and participate in economic forums held in the Dallas, Fort Worth and Austin areas (Due to staffing and travel budget, travel to other locations are not feasible).

Member of the HUB Cooperative Committee.

Attended the Texas A&M System HUB Advocacy Program to gain information on how to strengthen HUB participation.

Host vendor workshops for local area vendors and promote HUB certification and participation.

Promote certification for potential HUB vendors.

Encourage prime contractors to utilize HUB vendors for supplying labor and materials through procedures set forth in the Texas A&M University System Procedures for Physical Plant Construction Projects.

Solicit bids from more than the minimum number of HUBs required by law.

In the past Tarleton has experienced difficulties due to our geographic location. In securing data for the FY '2000 Semi-annual HUB Report, Tarleton solicited bids/offers from 507 HUB vendors with only 135 vendors responding.

Tarleton State University is committed to increasing efforts in strengthening HUB participation.

Sincerely,

A handwritten signature in cursive script that reads "Beth Chandler".

Beth Chandler
Director of Purchasing
and Central Services



THE UNIVERSITY OF TEXAS AT ARLINGTON

Supplemental Summary for FY '00 Semi-Annual HUB Report for Agency 714

The University of Texas at Arlington (UTA) is committed to making a good faith effort to increase purchases and contract awards with Historically Underutilized Business (HUB) vendors to insure all businesses have full and equal opportunity to provide the goods and services needed to support UTA's operations

UTA provides a supportive inreach program to promote HUB procurement by educating departmental representatives on the HUB program, providing departmental HUB performance reports and allowing HUB vendors to give sales presentations at quarterly HUB Staff Coordinating Group meetings UTA also provides HUB training through its internal HUB brochure, via UTA's HUB webpage, at new employee orientation and in its university-wide compliance training program

UTA's HUB Program Manager maintains an aggressive outreach program through her commitment and assistance at various events sponsored by the business organizations listed below. UTA also held an Economic Opportunity Forum with over 60 governmental agencies and 200 HUB and small business vendors participating.

- U. S. Minority Business Development Agency
- General Services Commission
- Fort Worth Metropolitan Black Chamber
- Greater Dallas Hispanic Chamber of Commerce
- D/FW Minority Business Development Council
- Dallas Black Chamber of Commerce
- Tarrant Contracting Forum
- Houston Minority Business Council
- Arlington Chamber of Commerce
- U.S. Small Business Administration
- Greater Dallas Chamber of Commerce
- Arlington African American Chamber of Commerce
- Arlington Hispanic Chamber of Commerce
- North Texas Women's Business Council
- Fort Worth Women's Business Assistance Center
- Business Opportunity Symposium Summit
- American Indian Chamber of Commerce
- Congressman Martin Frost Procurement Conference

Although UTA makes every effort to utilize HUB vendors, payments are made to minority and woman-owned vendors not currently certified as HUBs The first chart below reflects adjusted dollars for these payments, as well as payments in areas where HUBs are not available.

Purchase Category	Underutilized HUB payments (%)	Non-certified Underutilized HUB Payments (%)*	1 TAC Section 2155.067 Non-HUB Payments (%)**	HUB Non-Availability Payments**	Adjusted Underutilized HUB Payments (%)
Building Construction	Not Applicable	NA	NA	NA	NA
S T Construction	\$ 58,715 (1.9)	\$ 112,729 (3.7)	NA	NA	\$166,778 (5.6)
Professional Services	\$ 34,800 (13.1)	NA	NA	NA	NA
Other Services	\$209,141 (4.8)	\$ 20,801 (0.5)	\$ 2,089,122 (48.1)	NA	\$229,942 (10.2)
Commodities	\$896,083 (8.8)	\$ 18,911 (0.2)	\$ 1,011,675 (9.9)	NA	\$754,472 (9.9)


*numerator adjustment; **denominator adjustment,

HUBs Submitting Bids and/or Proposals

Ethnic & Gender Categories	AS		BL		HI		NA		WO	Total
	M	F	M	F	M	F	M	F	F	
Number of HUB Bids/Proposals Received	55	33	148	17	65	31	30	0	265	644

Number of Contracts Awarded to HUBs

Ethnic & Gender Categories	AS		BL		HI		NA		WO	Total
	M	F	M	F	M	F	M	F	F	
Number of Contracts Awarded	9	11	6	2	23	18	1	0	85	155


 Dan Risik, C P M
 Assistant Controller for Procurement Services

PROCUREMENT SERVICES



The Texas A&M University System

*Texas Engineering Extension Service
Office of the Director*

**Supplementary Summary for the FY '00 Semi-Annual HUB Report
Agency 716**

The Texas Engineering Extension Service (TEEX) continues its commitment to making a good faith effort to assist historically underutilized businesses to receive contract awards for the purchase of supplies, equipment, materials, service contracts and professional services. The procurement process seeks to ensure that all businesses are given equal access to TEEX's purchases. In attempting to meet the HUB goals established by the General Services Commission, TEEX promotes competitive and fair business practices.

The utilization of HUB firms TEEX's divisions is encouraged to the maximum extent possible. Statewide goals for the utilization of qualified HUBs are distributed and made available to division and center personnel who are involved in the procurement effort. Division and centers are reminded of the need to make a good faith effort to include qualified HUBs in their spot purchases.

In an effort to increase HUB participation, TEEX has implemented the following steps:

Established a central database that tracks HUB expenditures by account;

Participates in the Economic Opportunity Forum sponsored by the Texas A&M University System;

Participated in the HUB Awareness Workshop sponsored by Texas A&M University and Sam Houston State University;

Maintains close contact with The Texas A&M University System HUB Coordinator to receive updates and information that will enhance the agency's HUB participation;

Works closely with Texas A&M University's Purchasing Department to ensure that qualified HUBs are included in bidders list for major purchases.

TEEX will continue its efforts to increase and strengthen its HUB participation rates. We will continue to support the state's efforts and strive to include all qualified vendors in our purchasing program.

Arturo Alonzo, Jr., Ed.D.
Associate Agency Director and HUB Coordinator

TEEX



TEXAS A&M UNIVERSITY
 Department of Purchasing Services
 P.O. Box 30013
 College Station, Texas 77842-0013
 Phone 979-845-3425 Fax 979-845-3800

March 10, 2000

Supplemental Summary for the FY 00 Semi-Annual HUB Report For Agency No 718, Texas A&M University-Galveston

Texas A&M University continues to be fully committed to our Good Faith Effort Program, as it relates to our Historically Underutilized Businesses Advocacy Program, to develop and maintain supplier diversity while sustaining a fair, open and competitive bidding and procurement process. During FY 00, we have taken the following actions intended to improve HUB access and increase the opportunity of awards to HUBS:


In-Reach Educational Program – All procurement related training programs incorporate HUB resource materials to assist end users in identifying and utilizing HUBs for the purchase of goods and services that have been delegated. There are currently 4 training classes offered on a monthly basis. One of these training programs is specific to locating and utilizing HUB vendors. The additional training classes conducted by Purchasing Services also encourage the use of HUB vendors.

Out-Reach Program – Continued efforts in active support and participation in the Economic Opportunity Forums offered through out the state has led the University to include non-typical resource individuals at the various forums and conferences. Including human resources, admissions and physical plant representatives has broadened the scope and exposure to the services provided and required by the University.

Procurement Card Program - Texas A&M University-Galveston campus has implemented the procurement card program and the training program incorporates HUB resource materials to encourage and assist all cardholders to utilize HUBs for procurement card transactions.

Bid/Offer Opportunities – Below is a summary of bid and offer solicitations by Texas A&M University-Galveston during the FY 00.

No. of bids/offers sent to ethnic HUBs	17
No. of responses by ethnic HUBs	7
Response Percentage	41%
No. of bids/offers sent to women HUBs	24
No. of responses by women HUBs	10
Response Percentage	42%
No. of bids/offers sent to all HUBs	41
No. of responses by all HUBs	17
Response percentage for all HUBs	41%
Total of bids sent out	105
Total sent to HUBs	17
Percentage of Bids sent to HUBs vs Total Bids Sent	16%

Submitted by : 
 Rex E. Janne, Director of Purchasing Services



MEMBER NATIONAL ASSOCIATION OF EDUCATIONAL BUYERS



Academic Component Institutions:
 The University of Texas at Arlington
 The University of Texas at Austin
 The University of Texas at Brownsville
 The University of Texas at Dallas
 The University of Texas at El Paso
 The University of Texas Pan American
 The University of Texas at the Permian Basin
 The University of Texas at San Antonio
 Institute of Texas Cultures
 The University of Texas at Tyler



Health Component Institutions:
 The University of Texas Southwestern Medical Center at Dallas
 The University of Texas Medical Branch at Galveston
 The University of Texas Health Science Center at Houston
 The University of Texas Health Science Center at San Antonio
 The University of Texas M. D. Anderson Cancer Center
 The University of Texas Health Center at Tyler

THE UNIVERSITY OF TEXAS SYSTEM

Office of Business Affairs

201 WEST SEVENTH STREET AUSTIN, TEXAS 78701-2981

Facsimile (512) 499-4573

Supplemental Summary for the FY 2000 "Semi-Annual" HUB Report - Agency 720

The University of Texas System Administration has worked closely with the General Services Commission in the process of planning for implementation of HUB program legislation passed by the 76th Legislature. Implementation measures are or will be published in the Regents' Policy on Utilization of Historically Underutilized Business (HUB) Firms, approved at the November 1999 meeting; in Business Procedures Memorandum No. 58, in procurement manuals, and in strategic and action plans.

Measurements of supply marketplace variables, including demand for goods/services for which no HUB suppliers are available and payments to non-certified HUB firms are important considerations in evaluating program performance. Payments exceeding \$2.4 million made by this agency to non-certified underutilized HUB firms during the reporting period are not reflected in published program performance measures. An analysis of that factor and of HUB non-availability on program results for the reporting period is presented below.


The nature and types of medical malpractice claims are extremely varied. Some claims have minimal exposure to the insured physician if properly handled; other claims involve multi-million dollar exposure, exceeding policy limits, with substantial risk to the estate of the individual defendant. It is deemed preferable to match each case with the defense attorney's skill, experience and knowledge of local judge and jury situations. Approximately 50% of U. T. System Self-Insurance Plan cases involve HUB non-capacity. The justification for this estimate is found in the complexity of the cases, exposure of individual faculty physicians, need for local representation, and requisite legal expertise.

All U. T. System bonds/notes are rated by at least two of the three nationally recognized bond rating agencies: Standard & Poors, Moody's, and Fitch. When bonds/notes are sold, a paying agent/registrar is selected to maintain a record of bondholders and to pay the periodic interest and principal payments. The paying agent/registrar is typically a bank that must be automated and capable of meeting the requirements that may be specified by the Depository Trust Company in New York. HUB firms that provide bond counsel, financial, printing, and underwriting services are limited.


The following table presents an analysis of the effects of payments to non-certified HUB firms and HUB non-availability on HUB program performance measures:

Purchase Category	Total Expenditures	Underutilized HUB Payments (%)	Non-certified Underutilized HUB Payments *	HUB Non-Availability Payments **	Adjusted Underutilized HUB Payments (%)
Heavy Construction	-0-	-0-	-0-	-0-	-0-
Building Construction	\$104,113,693	\$4,804,305 4.6	\$2,123,562	\$9,363,126	6,927,867 7.3
S. T. Construction	188,074	179 0.1	0	0	179 0.1
Professional Services	25,891,183	444,515 1.7	104,720	1,228,938	549,235 2.2
Other Services	9,661,074	1,321,218 13.7	12,085	1,449,200	1,333,303 16.2
Commodities	2,966,216	410,707 13.9	187,775	1,557,005	598,482 42.5
TOTAL	\$142,820,240	\$6,980,924 4.9	\$2,428,142	\$13,598,269	\$9,409,066 7.3

* numerator adjustment; ** denominator adjustment


 Lewis W. Wright
 Associate Vice Chancellor for Business Affairs

201 W. 7th Street – Rm. 424
 Austin, Texas 78701
 (512) 499-4530
 lwright@utsystem.edu



OFFICE OF THE PRESIDENT

THE UNIVERSITY OF TEXAS AT AUSTIN

Vice President for Business Affairs


P.O. Box 8179 • Austin, Texas 78713-8179 • (512) 471-1422 • FAX (512) 471-7742

Supplemental Summary for FY 2000 Semi-Annual HUB Report Agency 721

This supplement to our Semi-Annual Historically Underutilized Business Report for FY 2000 has been prepared to provide a broader and more comprehensive representation of The University of Texas at Austin's effort in its attempt to reach the Good Faith Effort goals set by the State.

In its effort to encourage the use of HUBs, The University recruited and hired a HUB Program Coordinator/Director in November 1999 to lead and manage its program. Co-hosted with the General Services Commission, an Economic Opportunity Forum was held in January 2000 where 20 state agencies, along with 400+ individuals, attended. The University is in the process of renewing the Memorandums of Understanding with the Texas Association of African American Chambers of Commerce and the Texas Association of Mexican American Chambers of Commerce. During this same period, The University tripled its outreach programs throughout the community. University representatives have met regularly with the General Services Commission and other state agencies to assist in developing procedures for subcontracting opportunities and Mentor-Protégé programs as required by Senate Bill 178. The Physical Plant Department conducted 15 prebid conferences to assist in identifying HUBs for subcontracting opportunities, advertised in the Hispanic Journal, conducted Job Order Contracting (JOC) training, and participated in plan rooms throughout the minority contracting community in an effort to disseminate the information to the widest possible audience.

As an institution of higher education, The University has expended \$16,750,888 thus far in FY 2000 in research areas as well as in its infrastructure support where no HUB supply sources are identified. These areas include armored car services, specialty laboratory equipment and chemicals, large printing press equipment, satellite positioning systems, navigation instruments, athletic scoreboards, chilling station and elevator maintenance, library data base services, pharmaceuticals, auditorium and stadium team seating furniture, observatory size telescopes, satellite positioning systems, oceanography and limnology equipment, x-ray equipment, and ultrasonic equipment for research. Taken into perspective this changes The University's HUB percentage from 13.23% to 16.65%.



G. Charles Franklin
Vice President for Business Affairs

The University of Texas Medical Branch at Galveston



School of Medicine
 Graduate School of Biomedical Sciences
 School of Allied Health Sciences
 School of Nursing

Marine Biomedical Institute
 Institute for the Medical Humanities
 UTMB Hospitals and Clinics

Logistics/Acquisition

SUPPLEMENTAL SUMMARY FOR THE FY 2000 SEMI-ANNUAL HUB REPORT

AGENCY 723

This supplement to our Semi-Annual (9/1/99 through 2/29/00) Historically Underutilized Business Report for Fiscal Year 2000 has been prepared to provide a broader more comprehensive representation of UTMB efforts and accomplishments which, currently, are not recognized in GSC's reporting format.

As previously identified, UTMB, as a Hospital providing multi-categorical health care services, must continue to contract for goods and services in specific categories for which there is no HUB supply source. In addition, UTMB is a managed care provider for Texas Department of Criminal Justice (TDCJ) and must acquire medical services and products for which a HUB supply source also does not exist. During this first half of this fiscal year, specific expenditures reported for these categories are:

Pharmaceuticals:	\$ 23,816,674.85
Blood:	\$ 1,384,631.48
Organs:	\$ 857,065.19
Contracted Hospital Services	\$ 3,949,941.45

TOTAL NON HUB CAPACITY: \$ 30,008,312.97

Utilizing the information provided above, as well as, including expenditures to HUBs that were previously certified, the following adjustments to our Semi-Annual FY 2000 HUB Report are submitted to accurately reflect UTMB's contribution and efforts in support of the State of Texas' initiatives on HUBs.

MID-FY 99 TOTALS	Asian American	Black American	Woman	Native American	Hispanic American
All Categories	466,315 42	5,654,325 96	1,952,967 38	2,176.93	1,208,768 96
Special Trade Construction	-	2,313 97	325,095 79	-	161,552 24
Professional Services	7,700 00	45,493 00	72,254 36	-	
Other Services	20,110 32	214,863 49	767,670 51	-	727,251 68
Commodities	438,505 10	5,391,655 50	787,946 72	2,176 93	319,965 04

MID-FY 99 TOTALS	HUB Total	AR Expenditures	HUB %	HUB Non-Capacity	Non-Certified HUBS	Adjusted HUB %
All Categories	9,284,554 65	76,930,370.04	12 07%	30,008,312.97	570,984 64	21 00%
Special Trade Construction	488,962 00	1,460,446 20	33 48%		1,949 15	33 61%
Professional Services	125,447 36	4,357,899 15	2 88%	3,949,941 45	900 00	30 97%
Other Services	1,729,896 00	10,213,517 16	16 94%		190,988 84	18 81%
Commodities	6,940,249 29	60,898,507 53	11 40%	26,058,371 52	377,146 65	21 00%

Respectfully submitted,

Jeffery Bonnardel, C.P.M.
 Director of Purchasing

Kyle Barton
 HUB Program Coordinator



**Supplemental Summary for FY 00 Semi-Annual HUB Report
Agency 724 (Revised)**

Office of the
Vice President for
Finance and
Administration

The University of Texas at El Paso (UTEP) continues in its aggressive efforts towards meeting the Good Faith Effort Goals of the Historically Underutilized Business (HUB) Program. This supplement has been prepared to provide a better representation of UTEP's efforts.

UTEP participated in the General Services Commission's "Evolution Expo" which took place February 23rd and 24th, 2000. UTEP is on the planning committee of the El Paso Hispanic Chamber of Commerce's BizTech event and continues participating with the local radio program, "Let's Do Business", which highlights business opportunities in El Paso. Recently, the El Paso Times, the only local newspaper, asked the Purchasing staff to write a monthly column about purchasing and minority and woman owned businesses to assist those businesses to be more successful in bid opportunities.

As an institution of higher education, UTEP purchases highly specialized equipment and services to support our research projects for which no HUB vendor exists. The following chart more accurately reflects this institution's efforts.

Purchase Category	Total Expenditures	Underutilized HUB Payments (%)	Non-certified Underutilized HUB Payments*	HUB Non-Availability Payments**	Adjusted Underutilized HUB Payments (%)
Heavy Construction	\$0.00	\$0.00	\$0.00		
Special Trade Construction	\$1,851,319	\$100,514 (5.43%)	\$0.00		
Professional Services	\$107,707	\$21,487 (19.95%)	\$0.00		
Other Services	\$3,599,229	\$144,515 (4.02%)	\$1,423 (.04%)		
Commodities	\$6,298,208	\$683,658 (10.85%)	\$39,981 (.39%)		
TOTAL:	\$11,856,463	\$950,174 (8.01%)	\$41,404 (.26%)	\$5,441,358 (34.31%)	15.46%

*numerator adjustment

**denominator adjustment

Respectfully submitted,

Cynthia Villa
Associate Vice President for Finance and Administration

El Paso, Texas
79968-0506
(915) 747-5171
FAX: (915) 747-8935



TEXAS TRANSPORTATION INSTITUTE

Business Office
CE/TTI Building, Suite 808

Telephone (409) 845-1715
Fax (409) 845-9678

SUPPLEMENTAL SUMMARY FOR FY 2000 SEMI-ANNUAL HUB REPORT

Agency 727

The Texas Transportation Institute's percentage for HUB expenditures for the first six months of FY 2000 is 7.89 percent. Based on the committed efforts of the Institute, this percentage should rise during the remainder of this fiscal year.

The TAMU Purchasing Services includes HUB vendors in the competitive bid process on behalf of the Institute. TTI employees involved in the purchasing process, as well as management level personnel, are instructed on the use of the HUB information on the General Services Commission's website in locating HUB vendors. In addition, the TTI HUB Representative makes one-on-one contacts with potential vendors and supplies information regarding the certification with the General Services Commission. Monthly reports are also analyzed for potential HUBS and businesses are contacted to determine if assistance in obtaining certification is needed.

Also, the TTI HUB Representative attends meetings at the System and State levels to stay updated on changes in the HUB program and to make contacts with HUB vendors.

We feel these continued efforts will contribute positively to increasing TTI's level of participation in the HUB program during the remainder of FY 2000.

As required in Senate Bill 178 and Texas Government Code Section 2161.125, the supplemental information for TTI regarding historically underutilized businesses is attached.

for Marie Ethridge
Fiscal Officer and
TTI HUB Representative

Attachment
cc: Don Bugh, Executive Associate
Director

THE UNIVERSITY OF TEXAS
SOUTHWESTERN MEDICAL CENTER
AT DALLAS

**SUPPLEMENTAL SUMMARY FOR THE FISCAL YEAR 2000
SEMI-ANNUAL HUB REPORT
AGENCY 729 – MARCH 15, 2000**

Vernon Mullen
Director

Office of Equal Opportunity
& Minority Affairs

The University of Texas Southwestern Medical Center at Dallas remains fully committed to its Good Faith Efforts in support of the Historically Underutilized Businesses as demonstrated by the following activities that occurred in the first six months of fiscal year 2000. Southwestern employees attended and actively participated in various events that promoted HUB business volume.

- Dallas Medweek
- Business Place '99
- Harvesting Partnerships
- BOSS and Medweek in Austin
- Hispanic Chamber of Commerce
- Medweek Celebration in Fort Worth
- African American Women Network in Fort Worth
- GSC Economic Forum at UTA in Arlington
- New Business Image at Dallas
- Spoke at Procurement Luncheon in Dallas
- Held an Economic Forum for eight HUB partners for buyers and HUB Coordinators
- MBE Breakfast
- Dallas Black Chamber of Commerce meeting
- GSC Economic Forum at Austin
- Greater Dallas Asian American Chamber of Commerce Inaugural luncheon
- Quest for Success luncheon for Dallas Black Chamber of Commerce
- GSC Economic Forum at El Paso
- Entrepreneur Expo in Fort Worth
- Women's Round Table Discussion Lunch Group
- Annual Egg Roll Festival at Arlington
- Celebrating Opportunities Unique Contributions of Women
- Senator Royce West Business Summit Meeting at Lone Star Park
- Tarrant County MBD Breakfast in Fort Worth
- Minority Business Development Mixer
- DOT Liaison Meeting in Mesquite
- Women Mean Business
- Distinguished Women Leaders luncheon
- Women Business Issues breakfast
- Hispanic Expo in Dallas
- TAMACC Conference in Arlington
- Oak Cliff Chamber of Commerce

In accordance with the General Appropriations Act, Article IX, Section 124, Subsection 6 (iv), the following table reflects HUB data classified by ethnic group and gender, number of HUB's submitting bids and/or proposals for the acquisition of product, supplies, and/or services.

PURCHASE CATEGORY	TOTAL EXPENDITURES	UNDERUTILIZED HUB PAYMENTS (%)		NON-CERTIFIED HUB PAYMENTS *	HUB NON-AVAILABILITY PAYMENTS **	ADJUSTED HUB PAYMENTS (%)	
Heavy Construction	\$1,500	\$0.00	(0.00%)	\$0.00	\$0.00	\$0.00	(0.00%)
Building Construction	\$0.00	\$0.00	(0.00%)	\$0.00	\$0.00	\$0.00	(0.00%)
S.T. Construction	\$2,593,711	\$210,342	(8.10%)	\$0.00	\$0.00	\$210,342	(8.10%)
Professional Services	\$511,822	\$1,441	(0.28%)	\$0.00	\$0.00	\$1,441	(0.28%)
Other Services	\$14,132,395	\$1,671,078	(11.82%)	\$177,764	\$0.00	\$1,848,842	(13.08%)
Commodities	\$31,686,929	\$6,226,915	(19.65%)	\$571,872	\$10,345,004	\$6,798,787	(21.46%)
TOTALS	\$48,926,357	\$8,109,776	(16.57%)	\$749,566	\$10,345,004	\$8,859,412	(18.11%)

(* numerator adjustment; ** denominator adjustment)


Additionally, the next table reflects payments made to non-certified and/or graduate HUB's, payments to non-HUB proprietary/sole source suppliers, and HUB non-availability sources. When this data is taken into consideration, the adjusted amounts more accurately reflect our institutions Good Faith Efforts.

Bids/Proposals Received by HUB's

Ethnic and Gender Categories	AS		BL		HI		AI		WO
	M	F	M	F	M	F	M	F	F
Total Number of HUB Bids/Proposals Received	716	200	3622	216	149	2181	13	0	4877

Legend: AS = Asian Pacific; BL = Black; HI = Hispanic; AI = American Indian; WO = Women Owned; M = Male; F = Female

Respectfully,



Vernon Mullen, Director and HUB Coordinator

TEXAS WOMAN'S UNIVERSITY

DENTON / DALLAS / HOUSTON

Purchasing Department

Telephone: 940-898-3585 / Facsimile: 940-898-3580

P.O. Box 425619
TWU Station
Denton, Texas 76204-5619

Bralley Annex
325 Texas Street, Room #100
Denton, Texas 76201

Supplemental Summary For The FY2000 Semi-Annual HUB Report For Agency 731

Texas Woman's University is committed to maximizing opportunities for HUB vendors of the State of Texas. This commitment includes co-hosting an economic opportunity forum at the University of Texas Southwestern Medical School with UT-Southwestern, Texas A&M School of Dentistry, and University of Texas Dallas. TWU has implemented in-reach and out-reach programs to promote the HUB program both on campus, and in the Dallas, Fort Worth, Denton area. Below are some of the programs that have implemented during the last six months.

Procurement Card Program: The Procurement Card Program was implemented in November for small dollar purchases under \$500. Training was given at all three TWU Campuses on the use of the card, and during this training a portion of the program was dedicated to HUB training. A List of Certified HUB vendors was included in the training manual that departments retained for later use in identifying HUB vendors that would accept credit cards.

In-Reach Programs: All Purchasing training includes HUB utilization. Departmental staff members are informed on TWU's good faith effort goals and given suggestions on how to locate HUB vendors, and where to document the bid information when processing their requisitions. The General Services Commission's Certified Master Bidders List is available on the TWU Purchasing Web Page so that departments can easily have access to vendor information.

Out-Reach Programs: We are co-hosting an Economic Opportunity Forum at the U.T. Southwestern Medical Center April 6th. Since the last reporting period we have sponsored booths at the following Economic Opportunity Forums: (1.) Medweek.TCBM/Boss XIII '99 at the Austin Convention Center. (2.) Doing Business Throughout Texas, November 4th, at the University of Texas Arlington. (3.) 4th Annual Hispanic Contractors Association Business Hard Hat Expo., in Houston Texas. (4.) First Economic Opportunity Forum of the New Millennium at the Frank Erwin Center in Austin. (5.) Sixth Annual Forum of Economic Opportunities at the George R. Brown Convention Center in Houston. (6.) Evolution Expo. in El Paso Texas.



The University of Texas-Pan American
Historically Underutilized Business Program Office

1201 West University Drive Edinburg, Texas 78539-2999 (956)381-2161 Office (956)381-2164 FAX

Supplemental Summary for FY 2000 Semi-Annual HUB Report for Agency No. 736

The University of Texas-Pan American (UTPA) continues its commitment to contracting with and assisting Historically Underutilized Businesses (HUBs) Our University still maintains an ambitious outreach program in the Rio Grande Valley. We maintain a leadership position among other local and state agencies in promoting HUB issues in our area and vigorously encourage non-certified minority and woman-owned businesses to become HUB certified.

UTPA's HUB Program Office coordinated/sponsored the following outreach activities during the first half of FY 2000:

1. The HUB Coordinator assisted with the coordination and recruitment of participants for "One America: The President's Initiative on Race". This was a roundtable discussion with other citizens from our community to hear about issues of race and other concerns. The event took place at the University Ballroom on October 14, 1999.
2. The HUB Coordinator participated in the South Texas Border Conference 2000 in Laredo, Texas on November 11, 1999. The Conference focused on economic development and specific issues related to border communities.
3. "How to Effectively Prepare and Submit Bids to State Agencies" (December 3, 1999) – UTPA's HUB Program Office organized this seminar for area minority and woman-owned businesses with assistance from the Minority Business Opportunity Committee. The seminar was presented by two University Buyers and was designed to give vendors an understanding of state purchasing procedures and detailed information on preparing Request for Proposals (RFPs) and Requests for Offers (RFOs).
4. One-on-One HUB Certification Assistance – UTPA's HUB Coordinator has given presentations on the history, purpose, and benefits of the HUB program and the certification process to over 46 local vendors during this period. Vendors also received hands-on demonstrations of General Services Commission's website which included a review of how state agency purchasers use the Centralized Master Bidders List (CMBL) and HUB Directory to locate vendors for bidding. The HUB Coordinator provided vendors with information on searching for class and item numbers specific to their goods and services and also provided assistance in completing the CMBL and Qualified Information System Vendor applications.
5. The HUB Coordinator participated in "The President's Interagency Task Force on the Economic Development of the Southwest Border" on January 31, 2000. The forum was designed to address issues regarding the development of the Southwest Border Region.
6. The University's HUB Coordinator promoted the HUB Program and discussed business opportunities with State agencies on two local Spanish speaking radio stations.
7. The HUB Coordinator assisted with the coordination and promotion of presentation by the United States Department of Transportation-Office of Small and Disadvantaged Business Utilization on February 23, 2000. The presentation was geared to inform local construction companies of the different programs designed to offer assistance to disadvantaged businesses.
8. The University HUB Program Office is coordinating and co-hosting the South Texas Construction Conference on March 9, 2000, with the HUB Construction Workgroup and the Hispanic Contractors Association. The conference is designed to educate small, minority and women-owned construction businesses on topics such as Construction Law, Alternate Delivery Methods, and Bonding and Insurance.

We feel that the aforementioned activities will help increase the number of HUB suppliers in our area. Although we make every effort to procure from HUBs, there are certain goods and services for which there are no HUB suppliers. As an institution of higher education, we contract for highly specialized equipment and services (e.g., engineering and scientific equipment) for which HUB supply sources do not exist. The following table will reflect this institution's good faith efforts for this period.

Purchase Category	HUB Payments / %		Non-certified Underutilized HUB Payments / %*		Texas Gov. Code 2155.067 Non-HUB Payments / %**		HUB Non-Availability Payments **	Adjusted Underutilized HUB Payments / %	
Building Construction	\$3,380.82	5.77%	\$0 00	0 00%	\$0.00	0.00%	\$0 00	\$3,380.82	5.77%
S T Construction	\$170,256.54	30.14%	\$3,010.86	0.53%	\$31,064.67	5.50%	\$0 00	\$173,267.40	32.46%
Professional Services	\$2,610.00	5.17%	\$0 00	0.00%	\$8,058.00	15.97%	\$0 00	\$2,610.00	6.16%
Other Services	\$90,312.00	8.87%	\$12,951.58	1.27%	\$216,012.76	21.22%	\$106,337.19	\$103,263.58	14.84%
Commodities	\$1,229,583.54	32.59%	\$52,607.21	1.39%	\$498,035.83	13.20%	\$170,760.45	\$1,282,190.75	41.31%
Total	\$1,496,142.90		\$68,569.65	1.25%	\$753,171.26		\$277,097.64	\$1,564,712.55	35.29%

*numerator adjustment; **denominator adjustment

Respectfully submitted,

Frances A. Rios
 Director of Materials Management
 (956) 381-2161, frios@panam.edu

Roberto Cantu
 HUB Coordinator
 (956) 316-7105, rocantu@panam.edu



THE UNIVERSITY OF TEXAS OF THE PERMIAN BASIN

Office of Purchasing

SUPPLEMENTAL SUMMARY FOR FY'00 SEMI-ANNUAL HUB REPORT – AGENCY 742


This supplement to our Annual Historically Underutilized Business Report for fiscal year 2000 has been prepared to provide a broader more comprehensive representation of The University of Texas of the Permian Basin's efforts in its attempt to reach the Good Faith Effort Goals set by the state.

As an institute of higher education, the University expends funds for unique or proprietary equipment and commodities where there are no Historically Underutilized Businesses. These payments are reflected in the following chart under "HUB non-availability payments as well as graduated or non-certified HUBs"

Purchase Category	Total Expenditures	Underutilized HUB Payments(%)	Non-certified Underutilized HUB Payments	HUB Non-Availability Payments	Adjusted Underutilized HUB Payments(%)
Heavy Construction	0	0	0	0	0
Building Construction	0	0	0	0	0
S.T. Construction	197,358	0	0	0	0
Professional Services	55,842	0	0	0	0
Other Services	412,270	20,613 (5.0%)	0	0	0
Commodities	439,869	53,224 (12.1%)	7,658	65,507	374,362(22.0%)
TOTAL	1,105,339	73,837	7,658	65,507	374,362(22.0%)

In accordance with the General Appropriations Act, Article 1x, Section 124, Subsection 6(iv), The University is reporting the following information, classified by ethnic group and by gender: the number of historically underutilized business submitting bids and/or proposals for the acquisitions, construction, equipping, or operational implementation of the University

Ethnic and Gender Categories	AS		BL		HI		AI		WO
	M	F	M	F	M	F	M	F	F
Total Number of HUB Bids/Proposals Received.	12	2	8	0	35	18	0	0	266



Bonnie Dyer
 Director of Purchasing
 dyer_b@utpb.edu



The University of Texas ☆ San Antonio

Office of the Vice President for Business Affairs

Supplemental Summary for the FY'00 Semi-Annual HUB Report
Agency Number 743

The University of Texas at San Antonio is committed to demonstrating a good faith effort to assist minority and women owned businesses receive contract awards in supplying the University with supplies, materials, equipment and services.

The following are major activities of the HUB Program we participated in or coordinated during this reporting period.

- Attended the Honorable Dawna Dukes Business Opportunity Conference - Austin; October 6, 1999
Attended the Minority Enterprise Development (MED) Week '99 Luncheon - San Antonio; October 13, 1999
Attended the Austin Hispanic Chamber of Commerce "La Feria '99" - Austin; October 21, 1999
Attended the South Central Texas Regional Certification Agency Board Meeting - San Antonio; December 17, 1999
Attended the MBDC MEDWeek Kickoff - San Antonio; December 10, 1999
Attended the General Services Commission HUB Cooperative Meeting - Austin; January 11, 2000
Participated in the General Services Commission Austin Economic Forum - Austin; January 20, 2000
Administered "Accessing HUB Vendors" Purchasing Training - UTSA; January 25, 2000
Conducted the Quarterly UTSA Staff Coordinating Group - UTSA; January 26, 2000
Participated in the South San Antonio Chamber of Commerce Kelly Small Industry Day - Kelly AFB; February 4-5, 2000
Attended the General Services Commission Purchasing Conference/Government Technology Conference - Austin; February 14-17, 2000
Completed the General Services Commission "State of Texas Basic Purchasing" class - Austin; February 14-16, 2000
Hosted Business Opportunities for Texans Monthly Luncheon at the Radisson Hotel - San Antonio; February 22, 2000
Hosted the UT Purchasing Council semiannual meeting - San Antonio; February 23-24, 2000
Participated in the Alamo Chamber Black Business Exposition - San Antonio; February 28, 2000

In addition, UTSA actively participates in the following groups:

- Serve on the Small Business Coordinating Council - San Antonio
Serve on Minority Enterprise Development Week (MED) Committee-Kick Off Trade Fair Committee
Serve as Chairman of the Board of Business Opportunities for Texans-San Antonio
San Antonio Hispanic Chamber -Meet & Greet Committee, Small Business Focus Group Committee, Emerging Business Awards Committee
North Chamber-Technology Summit PR Committee
Greater S.A., Alamo, Leon Valley, South S.A., West S A. Chambers of Commerce

UTSA has awarded \$32,915.52 (62.00%) in the Building Construction category to woman - owned businesses. In addition, \$1,367,874.86 (72.87%) was awarded to woman - owned in Special Trade, which is reflected in the overutilized category.

The University continues to maintain an aggressive inreach program to promote HUB awareness through routine contact with campus departments, workshops, and by participating in procurement training activities. In addition, frequent involvement with HUB vendors to promote, educate, and provide on-going certification assistance continues.

The University of Texas will continue to work diligently to achieve the goals necessary for a successful HUB Program.

Table with 8 columns: Purchase Category, Total Expenditures, Underutilized HUB Payments, (%), Non-certified Underutilized HUB Payments*, HUB Non-Availability Payments**, Adjusted Underutilized HUB Payments, (%). Rows include Heavy Construction, Building Construction, S. T. Construction, Professional Services, Other Services, Commodities, and Total.

David R. Larson
Vice President for Business Affairs

Cristina R. Peña
HUB Coordinator

SUPPLEMENTAL SUMMARY FOR THE FY2000 SEMI-ANNUAL HUB REPORT
AGENCY No. 744

This supplement to our Semi-Annual (9/1/99 through 2/29/00) Historically Underutilized Business Report for Fiscal Year 2000 has been prepared to provide a broader, more comprehensive representation of UTHSCH efforts and accomplishments, currently not recognized in the GSC's reporting format.

Our FY00 HUB semi-annual expenditures reflect an increase in business with HUBs of 202% over the FY99 semi-annual reported dollars and an overall increase of about 8.2%.

IN-REACH: We have been successful in partnering with Public Affairs to present the HUB Program initiative across campus in the bi-weekly newspaper. In November we began giving what will be a series of recognition awards to individuals on campus who have shown initiative and results with their HUB program performance, as well as recognizing HUB vendors for their contribution to our campus. Our Marketing Coordinator has met and educated approximately 102 individuals including meeting with the Executive Vice President for Administration & Finance and the Medical School Department Directors, on the HUB opportunities available to them either through direct recommendation of a HUB vendor or through use of the CMBL. Three members of our HUB Coordinator's Group and two members of the HUB Team participated in a benchmarking trip to UT Southwestern Medical School in Dallas. Our Staff Coordinating Group continues to meet on a monthly basis.

OUT-REACH: We assisted thirteen HUB vendors in processing their certification applications through GSC. Business with these vendors totals \$718K for UT-Houston for this report. In an effort to reduce the dollars in HUB non-capacity, a vendor fair was conducted in the fall in the Medical School, focusing on HUB vendors selling medical/lab supplies and equipment. The HUB Team participated in several economic forums both in Houston and in Austin.


SB178: We currently have a plan in place for a mentor-protégé program that we plan to implement in April 2000. The HUB Sub-Contracting Plan has been distributed to the buyers and placed on the UT-Buy Web Site. Beginning in the spring of 2000, all bids will be in compliance with the new process. Additional training will occur for buyers and project managers this fiscal year.


UTHSCH, as a healthcare and research institution, must contract for goods and services in specific categories for which there is minimal or no HUB availability. We continue to research HUB potential in these areas, however, some non-availability continues. These areas include medical/research products, chemicals, blood and blood products.

Purchase Category	UTH*	Total Expenditures Per GSC	Underutilized HUB Payments(%) Per GSC	Non-certified Underutilized HUB Payments *	HUB Non-Availability Payments**	Adjusted Underutilized HUB Payments(%)
Heavy Construction		- 0 -	- 0 -	- 0 -	- 0 -	- 0 -
Building Construction		- 0 -	- 0 -	- 0 -	- 0 -	- 0 -
S T. Construction	17%	\$ 2,513,837	\$ 713,771 (28.4%)	\$ 3,780	- 0 -	\$ 717,551 (28.5%)
Professional Services	8%	\$ 4,374,077	\$ 983,089 (22.5%)	\$ 11,393	- 0 -	\$ 994,482 (22.7%)
Other Services	15%	\$11,065,412	\$1,600,547 (14.5%)	\$ 143,418	\$ 4,892,610	\$1,743,965(28.3%)
Commodities ***	14%	\$16,165,514	\$2,037,370 (12.6%)	\$ 293,040	\$3,402,807	\$2,399,469(18.8%)
TOTAL		\$34,118,840	\$5,334,777 (15.6%)	\$ 451,631	\$8,295,417	\$5,855,467(22.7%)

*Numerator adjustment **Denominator adjustment ***Includes procurement card payments

UTH*FY00 Strategic Goals


 Richard H. Sears, Process Owner
 Procurement Services


 Donna Schneider, Director, HUB/Compliance
 Procurement Services



The University of Texas
 Health Science Center at San Antonio
 7703 Floyd Curl Drive
 San Antonio, Texas 78284-7962

Office of the Director of Purchasing

Phone: (210) 567-6030
 FAX: (210) 567-6051

Supplemental Summary for FY 00 Semi-Annual HUB Report for Agency 745

The University of Texas Health Science Center at San Antonio is committed to demonstrating Good Faith Efforts to assist Historically Underutilized Businesses in supplying the University with supplies, equipment and services.

The following are representative examples of our continuing outreach and inreach activities contributing in part to our HUB Program Good Faith Efforts:

- * Active interaction with UTHSCSA HUB Program Staff Coordinating Group representing constituencies throughout the University;
- * Invitation of HUB vendors to make individual product presentations to Buying Staff.
- * Monthly meetings with Purchasing Department Supervisory Staff to review and encourage HUB participation.
- * Participation with General Services Commission Economic Opportunity Forum, in Austin, Texas.
- * Participation in The Annual Business Trade Show, "Meet the Buyers," at the San Antonio Convention Center;
- * Participation in "Economic Opportunity Forum" with various levels of local governmental entities.
- * Interaction with local Chambers of Commerce and the Small Business Coordinating Council.

The chart below provides additional information regarding a more comprehensive representation of our agency's HUB Good Faith Efforts:

Purchase Category	*Total Expenditures	*Underutilized HUB Payments (%)	Non-certified Underutilized HUB Payments **	HUB Non-Availability Payments ***	*Adjusted Underutilized HUB Payments (%)
Heavy Construction	\$ 53	53 (100.)	Unknown	-0-	53
Building Construction	\$ -0-	-0-	Unknown	\$ -0-	-0-
S. T. Construction	\$ 136,297	\$ 14,664 (10.76)	Unknown	-0-	\$ 14,664 (10.76)
Professional Services	\$ 445,782	\$ 11,108 (2.49)	Unknown	\$ 10,561	\$ 11,108 (2.55)
Other Services	\$ 3,596,325	\$ 107,318 (2.98)	Unknown	\$ 807,744	\$ 107,318 (3.85)
Commodities	\$ 16,225,279	\$ 2,634,714 (16.24)	Unknown	\$ 4,538,899	\$ 2,634,714 (22.55)
Total	\$ 20,403,736	\$ 2,767,857	-0-	\$ 5,357,204	\$ 2,767,857

* Projected data at time of report submission, subject to revision in final report compiled by the General Services Commission.

** Numerator adjustment

*** Denominator adjustment

Sincerely,

Rudy De La Cruz

Director of Historically Underutilized Business Program



Purchasing Office

The University Of Texas at Brownsville and Texas Southmost College

80 Fort Brown - Brownsville, Texas 78520 - (956) 548-6553 - Fax (956) 548-6583

**SUPPLEMENTAL LETTER: AGENCY CODE 747
2000 Semi-ANNUAL HUB REPORT**

The University of Texas at Brownsville is committed to a good faith effort to maximize economic opportunities for minority and women owned businesses by utilizing HUB vendors in the procurement process for goods and services as mandated by legislation.

- Rio Grande Valley Midweek 99 Economic Conference – McAllen
- CBED Outreach Programs - Brownsville
- GSC Annual Procurement Summit – Austin
- Minority Business Opportunity Conference - Austin
- GSC HUB Cooperative Meetings – Austin
- Government Technology Conference – Austin
- Outsourcing in Government for Strategic Success Conference – Austin


UTB is currently in the process of implementing new subcontracting procedures, updating the HUB Strategic Plan, Action Plan and amending our outreach program to include Mentor-Protégé and Forum strategies/procedures.


In addition to UTB’s outreach efforts to attract new vendor participation, we are continuing with our internal program to increase our good faith effort with HUB vendors. These activities include interacting with departments to identify HUB vendors, presenting workshops, and procurement training sessions.

Even with these programs in place, we have found that there are goods and services for which there are no HUB suppliers. Institutions of higher education have unique needs, which are very different from other state agencies. We often procure highly technical specialty items and services (e.g. engineering and scientific equipment) for which there are no HUB vendors.

The collective data reflected in the below listed table shows payments made to underutilized Hub’s, non-certified underutilized HUB’s, non-HUB proprietary/sole source vendors, and HUB non-availability purchases. These dollar expenditures listed below define a clearer picture of our institution’s good faith effort.

Purchase Category	Underutilized		Non-Certified Underutilized		1 TGC Section 2155.067 Non-HUB		HUB NON-Availability		Adjusted Underutilized HUB	
	HUB Payments	(%)	HUB Payments	(%)	Payments	(%)	Payments	(%)	Payments	(%)
Building Construction	\$0.00		\$0.00		\$0.00		\$0.00		\$0.00	
S.T. Construction	\$0.00		\$0.00		\$0.00		\$0.00		\$0.00	
Professional Services	\$0.00		\$0.00		\$0.00		\$0.00		\$0.00	
Other Services	\$8,921.13	0.20%	\$0.00		\$0.00		\$291,723.76	6.34%	\$300,644.89	6.54%
Commodities	\$545,946.60	11.87%	\$0.00		\$0.00		\$0.00		\$545,946.72	11.87%


 BRIAN F. BOCHENEK, C.P.M.
 Director of Purchasing / HUB Coordinator


 Rosemary Martinez
 Vice President of Business Affairs



TEXAS A&M
UNIVERSITY
COMMERCE

Supplemental Summary for FY2000 Annual Hub Report for Agency 751

Texas A&M University-Commerce continues to remain one hundred percent committed in its good faith effort to cultivate participation of Historically Underutilized Businesses. Although our geographic location in far North East Texas tends to hinder HUBs responding to our needs, we always strive to solicit HUBs and to work with businesses that wish to participate in the program. To ensure that Texas A&M University-Commerce makes available every opportunity to HUBs we require that all procurements attempt to locate and solicit HUBs, regardless of source of funds.

Additionally, following is just a sample of the activities that have occurred and are planned for the near future in support of the State of Texas HUB program:

The Director of Purchasing and Contract Administration requires that all construction pre-bid conferences include a good faith effort session relative to HUB subcontracting.

The University has designated the Director of Purchasing and Contract Administration as the HUB coordinator to ensure that HUB involvement stretches across the procurement spectrum at Texas A&M University-Commerce.

The Director and key Purchasing staff have participated and will continue to participate in Business Opportunity Fairs as well as Economic Forums.

Texas A&M University-Commerce will team with other State agencies in the area to increase the volume of purchases made with HUBs.

Based upon our efforts we respectfully report the following statistics for your review:

Historically Underutilized Business Activity
September 1, 1999 through February 29, 2000

HUBs solicited: 314
 HUB responses: 261
 HUB awards: 70

Ethnic/Gender Breakdown

Of HUB respondents:	<u>ASM</u>	<u>ASF</u>	<u>BLM</u>	<u>BLF</u>	<u>HIM</u>	<u>HIF</u>	<u>AIM</u>	<u>AIF</u>	<u>WO</u>
	17	4	23	5	52	9	4	0	147

Texas A&M University-Commerce will continue to fully support this very important program and will work diligently for continual improvement.

Sincerely,

Marc A. Scott
 Director of Purchasing and Contract Administration

**SAM HOUSTON STATE UNIVERSITY
PURCHASING AND STORES
P.O. BOX 2028 HUNTSVILLE, TEXAS 77341 (936) 294-1900**

SUPPLEMENTAL SUMMARY FOR THE FY00 SEMI-ANNUAL HUB REPORT FOR AGENCY - 753

Sam Houston State University has continued in its " Good Faith Effort" to accelerate its Historically Underutilized Business (HUB) participation. The University has developed several initiatives to promote participation. These initiatives are as follows.

- Staff Coordination Group - The University designated the Purchasing Director as the HUB Coordinator to correlate with academic programs, information services, administrative accounting, physical plant and purchasing in refining our good faith effort in HUB participation. Furthermore, purchasers visit periodically with the faculty and staff to make them aware of Purchasing Policies and Procedures and to emphasize special programs such as HUB participation.
- Outreach Programs - In an attempt to generate HUB awareness of the University's needs and to demonstrate the will to participate with HUB's the University participated in the following events:

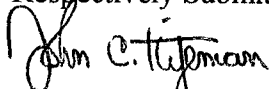
Sixth Annual Forum of Economic Opportunities - Sponsored by Senator Mario Gallegos' Houston, Texas - 12/8/99

HUB Business Fair - Sponsored by University of Houston - Clear Lake - 10/5/99

State of Texas Procurement Director's Conference - Sponsored by The General Services Commission - 2/15/00.

- Internal Education Program - Each buyer in the purchasing department is required to increase the minimum of two HUB vendors contacted for bids more than \$2000 to a minimum of four.
- System Coordination - The University's HUB Coordinator networks with other state agencies to share ideas, recommend HUB vendors, and notify each other of events pertaining to HUB participation.

Respectively Submitted,



John C. Hitzeman

Director Purchasing and Stores (HUB Coordinator)

Supplemental Summary for the FY00 Semiannual HUB Report for Agency No. 755

Stephen F. Austin State University recognizes the State's goals of placing qualified percentages of total contracts with HUBs, and is committed to make a good faith effort to utilize HUB vendors. The following activities were undertaken during the last six months in an effort to increase the number of contracts awarded to HUBs.

During this HUB reporting period representatives from the SFASU Purchasing office attended the 12th BOSS conference in Austin, October 1-2, 1999. A list of 45 small order opportunities was made available to the vendors. Responses were received from 2 vendors and awards were made to both.

During this HUB reporting period representatives from the SFASU Purchasing Office attended the GSC Economic Opportunity Forum in Austin, January 20, 2000. A list of 24 small order opportunities was made available to the vendors. Responses were received from 5 vendors and awards were made to 2 of the vendors.

In addition, Stephen F. Austin State University hosted its 6th vendor fair October 28, 1999. Of 50 vendors participating 10 were HUBs and were identified as such on their table markers. In addition, HUB information was provided to all vendors attending the Vendor Information Exchange. One of the HUBs in attendance, Worthington Papers, has subsequently partnered with Staples Business Advantage with whom SFA entered into a group buying contract effective 9/1/99. We will shortly begin taking advantage of this partnership by moving from placing our orders directly with Staples Business Advantage to ordering through Worthington Paper's web-site that was established for them as a result of this partnership.

Additional information collected along with the HUBs Submitting Bids and/or Proposals Report information shows that of 281 catalog, formal and informal bids and/or proposals, SFA's Purchasing Department awarded 88 orders (31.32%) to HUBs.

\$1,390,228 of reported non-treasury expenditures were coded 7393 as items for resale. However, these items were textbooks purchased by the University owned bookstore directly from the publisher. These textbook purchases are similar to object codes 7382 and 7303, neither of which are included in reported expenditures. Changes are planned for FY01 so that these items are not included in the non-treasury data reported.

Initiatives for the future include a mailing to be sent to Nacogdoches and Lufkin vendors with whom SFA is already conducting business to advise them of HUB goals and offer assistance in helping them become HUB certified, if applicable.

Diana Boubel

Diana Boubel

Director of Purchasing, Inventory and HUB Services



SUL ROSS STATE UNIVERSITY
A Member of the Texas State University System
ALPINE, TEXAS 79832

Purchasing Department
(915) 837-8045

Supplemental Summary for the FY '97 Annual HUB Report - Agency 756

The Sul Ross State University (SRSU) Historically Underutilized Business (HUB) Program is committed to a good faith effort to foster and enhance the ability of HUBs to compete for SRSU contracts and purchases. HUB Vendors are located via the Centralized Master Bidders List (CMBL) at the General Services Commission and encouraged to respond to SRSU invitations for bids. HUBs are encouraged to be more competitive when unsuccessful bids are received from them.

Components of the SRSU HUB Program include:

Buyer training in locating and including HUBs in the bidding process and referring HUBs to departments wishing to contact vendors for information about products on the market which they are considering buying.

Petitioning known non-certified HUBs through distribution of CMBL and HUB certification applications to those with whom SRSU does business, and encouragement to apply for HUB status.

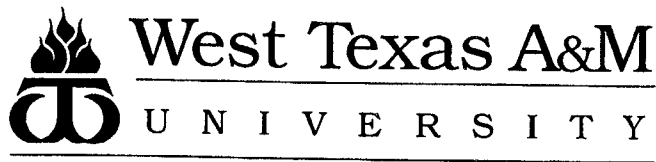
Reporting of HUB program performance to the Texas State University System Board of Regents, General Services Commission, and Texas State elected officials as required.

Attending Economic Opportunity Forums in an effort to network with HUBs and other buyers to further business opportunities for HUBs with SRSU.

Sul Ross State University will continue to strengthen the HUB Program and work diligently to increase purchases and contracting with HUB businesses.

Sincerely

David C. Wilson
Purchasing Director
Sul Ross State University



Director of Purchasing and Inventories

**Supplemental Summary for FY00 "Semi-Annual" HUB Report
Agency 757**

West Texas A&M University is committed to making a good faith effort to improve support of Historically Underutilized Businesses. We are adding to our efforts to increase HUB expenditures by our new bidders' network, but our geographic location is the biggest problem in meeting the State's established goals. WTAMU is a highly regionalized institution with only .66 percent of the total business in the top 26 counties of the Panhandle being minority or woman-owned businesses. Our primary purchases are in the categories of other services and commodity purchases.

We participated in the BOSS XII Conference; West Texas A&M University cosponsors the bi-monthly business lunch for minority and small business entrepreneurs; post bids to the Panhandle regional Planning commission.

West Texas A&M University prepared a total of 68 bids during the period of September 1, 1999 thru February 29, 2000. The minority breakdown of the bids are as follows:

Ethnic/Gender	AS	AS	BL	BL	HI	HI	AI	AI	WO
	M	F	M	F	M	F	M	F	F
Total Bids Sent	3	18	1	2	3	2	0	1	51
Total Bids rec.	0	9	0	1	0	0	0	0	23
Total Bids Sent to HUB's				81					
Total bids rec. from HUB's				33					
Total bids awarded to HUB's				5					

Respectfully Submitted,

Ann Caraway
Director of Purchasing and Inventories



**University
of Houston
Clear Lake**

**SUPPLEMENTAL SUMMARY FOR THE FY 00 SEMI-ANNUAL HUB REPORT
AGENCY #759**

The University of Houston-Clear Lake is committed to assist Historically Underutilized Businesses (HUB) in receiving awards for the purchase of supplies, materials, equipment and services.

As a supplement to the figures that are in our semi-annual report, the University of Houston-Clear Lake would like to add the following information.

In the process of payment to five vendors this period, the wrong vendor identification numbers were used. Since the wrong numbers were used these amounts were not included in the HUB figures reported to General Services Commission. The following dollar amounts were purchased from state certified vendors and were not included in our report.

Bay Area Trophies	\$ 6,211.07
Bevco	\$ 1,617.14
Data Projections	\$33,341.00
Sage West	\$25,951.17
Worthington Paper	<u>\$ 9,710.00</u>
Total	\$76,830.38

The University of Houston-Clear Lake is committed to its efforts to do business with HUBs whenever possible

Sincerely,

Debra A. Carpenter
Coordinator of Operations

Operations Division

Texas A&M University-Corpus Christi

Purchasing Department
6300 Ocean Drive, Corpus Christi, Texas 78412 361-825-2617 Fax 361-825-2772

Supplemental Summary For The FY '00 "Semi-Annual HUB Report Agency 760

Texas A&M University-Corpus Christi continues to be fully committed to our good faith effort to assist Historically Underutilized Businesses in supplying the University with supplies, equipment and goods while sustaining a fair, open and a competitive bidding and procurement process. During the past year , we have taken the following action to increase the opportunity to HUBs:


- * Pre-bid meetings on construction project to review with bidders good faith effort for seeking HUB subcontracting companies.
- * Advertisement in varies ethic new media publication and minority business centers.
- * Participation in the Corpus Christi Minority Business Opportunity Committee Networking Conferences.
- * Continuing to host and attend GSC Economic forums.
- * Speaker/presenter for a seminar through the Small Business Development Center in Corpus Christi.
- * Attended the Austin Business Opportunity Symposium Series (BOSS).
- * Attended the South Texas Medweek "Minority Enterprise Development" Conference in Edinburg.

The total number of HUB's submitting bids/proposals for this annual report was 74.

Total for Fiscal Year										
Ethnic and Gender Categories	AS		BL		HI		AI		WO	GFH
	M	F	M	F	M	F	M	F	F	
	1	1	6	6	13	0	1	0	46	
# of HUBs awarded P.O.by category	1	1	1	1	3	0	0	0	3	
Total # of HUB Bids/Proposals Received:	74									
Total # of HUB's Awarded Purchase Orders:	43									
Total # of HUBs that did not respond:	103									
Total # of bids sent to HUBs:	177									

Texas A&M University-Corpus Christi will continue its efforts to strengthen its HUB Program and work diligently to increase purchases and contracting with HUB vendors.

Sincerely,



Judy Harral
Purchasing Director





TEXAS A&M INTERNATIONAL UNIVERSITY
A Member of The Texas A&M University System

Purchasing Department

SUPPLEMENTAL SUMMARY FOR FY00 SEMI-ANNUAL HUB REPORT FOR AGENCY 761

Texas A&M International University remains fully committed to providing procurement and contracting opportunities for minority and women-owned businesses. It is the University's goal to create an environment that will enhance Historically Underutilized Business participation. A&M International will insure that qualified minority and women-owned businesses are included in our procurement and contracting process. To increase our opportunity with HUB vendors, A&M International requires HUB soliciting on all biddable procurement. A strong emphasis is also placed on locating and using HUB vendors on any dollar value procurement.

Recent outreach efforts include.

- September 27, 1999 BOSS XIII '99 Conference
- October 6, 1999 The Honorable Dawanna Dukes "Business Opportunity Conference
- October 21, 1999 FERIA '99
- January 20, 2000 First Economic Opportunity of the New Millennium
- February 4, 2000 Small Business Industry Day 2000 - Kelly Air Force Base
- A&M International is a member of the HUB Cooperative Committee

A&M International continues to maintain an aggressive In-Reach Program to promote HUB awareness through contact with departments and staff. The Purchasing staff works with the departments to educate and train on doing business with HUB's. The HUB Coordinator meets monthly with buyers to review monthly HUB reports. We continually explore ways to increase our level of HUB utilization through peer networking. In addition, we continue to work closely with other State agencies to identify new HUB vendors and often exchange out HUB vendor contacts with our colleagues.

Texas A&M International University supports the State of Texas' HUB program and will continue to work aggressively to identify, educate and assist HUB vendors in a manner designed to encourage participation. We will continue to work on identifying non-certified HUB vendors currently used by A&M International. We will assure local vendors who qualify are aware of the program and work with them to obtain certification. A&M International University spent approximately \$87,814.55 with non-certified HUB's this reporting period.

We believe our good faith efforts have been successful in building our HUB volume. A&M International has taken an active ownership in the program. We will continue to work diligently to encourage and promote the opportunities the program makes possible.

Laura C Rea
Director of Purchasing &
Support Services



**University of North Texas
Health Science Center at Fort Worth**

Supplemental Summary for the FY00 Semi-Annual HUB Report for Agency Number 763

The University of North Texas Health Science Center at Fort Worth (UNTHSC-FW) is pleased to report the following accomplishments and other activities in our good faith effort to increase economic opportunities for Historically Underutilized Businesses (HUBs):

Distributed over 176 CMBL/HUB certification applications to non-certified vendors and provided assistance with the certification process.

Participated in Asian American Chamber of Commerce, American Indian Chamber of Commerce of Texas, Fort Worth Hispanic Chamber of Commerce, Arlington African American Chamber of Commerce, and Fort Worth Black Chamber of Commerce activities. Served on the National Association of Purchasing Management Minority Business Development Group, General Services Commission HUB Cooperative Committee, and Minority Development Council Corporate Coordinators Committee.

Co-sponsored the Tarrant County Economic Opportunity Forum, "Doing Business throughout the State of Texas" on November 4, 1999 with the General Services Commission and University of Texas at Arlington. Sponsored monthly Tarrant County Business breakfast; monthly Dallas Minority Business Development breakfast; Tarrant County Minority Business Development (MED) Week Celebration; Tarrant County Contracting Forum; Dallas County Minority Business Development Council Youth Retreat; and Fort Worth Business Assistance Center, Women's Business Center and City of Fort Worth Entrepreneur Expo 2000.

Attended National Association of Purchasing Managers HUB Exhibit; North Texas Woman's Business Council Reception; Grand Prairie Chamber of Commerce State Business Summit; and North Texas Woman's Business Council Harvesting Partnerships.

Participated in the following vendor forums: Dallas Regional Minority Enterprise Development (MED) Week '99; Greater Dallas Chamber BusinessPlace '99 Procurement Pavilion; Fort Worth Multi-Ethnic Chamber Fort Worth Feria '99; Texas Minority Business Opportunity Committee MED Week/TCBM/BOSS XII '99 Conference in Austin; Asian American Chamber of Commerce Eggroll Festival; Fort Worth Chamber of Commerce's Buy Local Tradefest '99; General Services Commission Economic Opportunity Forum, "First Economic Opportunity Forum of the New Millennium" in Austin; University of North Texas Equity and Diversity Conference; General Services Commission State of Texas Purchasers Conference, "Meet the Vendor" in Austin; General Services Commission Economic Opportunity Forum, "Evolution Expo" in El Paso.

The University of North Texas Health Science Center at Fort Worth is committed to strengthening the HUB Program by increasing opportunities for HUBs to provide supplies, equipment, and services to the health science center.

Steve R. Russell 3/13/00
Steve R. Russell Date
Vice President for Fiscal Affairs

Lane Nestman 3/13/00
Lane Nestman Date
Director of Purchasing

Texas College of Osteopathic Medicine • Graduate School of Biomedical Sciences
3500 Camp Bowie Boulevard, Fort Worth, Texas 76107-2699 • 817-735-2000



TEXAS A&M UNIVERSITY-TEXARKANA

Purchasing

P O Box 5518 • 2600 N Robison Rd. • Texarkana, TX 75505-5518
(903) 223-3053 • FAX (903) 223-3119

Supplemental Summary for FY '00 Semi-Annual HUB Report Agency 764

Texas A&M University-Texarkana (TAMU-T) remains committed in its Good Faith Effort to assist Historically Underutilized Businesses (HUBs) to receive economic opportunities. Our geographic location continues to be a major factor in whether or not HUBs respond to our bid proposals. We have been unsuccessful in recruiting local vendors to apply but continue to inform them of the certification program.

The Purchasing Manager attended the State of Texas Economic Opportunity Forum in Austin, TX. Plans are to attend as many HUB forums as possible this fiscal year, but because Purchasing is a one-person operation at TAMU-T this is somewhat difficult to accomplish.

TAMU-T staff is continually being trained to locate HUB vendors. An in-house database monitors our progress on a monthly basis. We also contact other State agencies to identify new HUB vendors and often exchange our HUB contacts with our system colleagues. We maintain a continuous effort to stay abreast of the latest HUB information.

Texas A&M University-Texarkana continues in its efforts to strengthen its HUB participation.

Sincerely,

CYNTHIA E. HENDERSON
Purchasing Manager



THE UNIVERSITY OF TEXAS
HEALTH CENTER
 AT TYLER

Purchasing

SUPPLEMENTAL SUMMARY FY2000 SEMI-ANNUAL HUB REPORT FOR AGENCY #785

The University of Texas Health Center at Tyler has made using Historically Underutilized Businesses (HUB) a continuing part of all its procurement strategies as demonstrated through its internal and external efforts to procure needed goods and services with these firms whenever these firms are available. The procurement staff working with the Staff Coordinating Group, analyzes purchasing habits of the institution to find ways to increase HUB spending. In addition, Purchasing Services actively uses the Central Master Bidders List and its HUB information to make the greatest use of all discretionary spending.

The following activities are utilized to help increase HUB percentages:

- Attend GSC or UT sponsored Economic Opportunity Forums
- Increased emphasis on HUB professional service contracts
- Participation in community based business expositions, especially minority expos
- Cooperative efforts between University of Texas components to share information
- Continuing to work with critical HUB vendors to keep certification current

Medical agencies, because of declining reimbursement from federal, state, and private insurance payers, combined with declining appropriations, have been forced to becoming increasingly conscious of the bottom line effect of each purchasing dollar. The balance between achieving acceptable HUB percentages and making a positive contribution to the institutions profitability puts a tremendous strain on the purchasing staff. This has become a greater challenge as more and more minority firms choose to discontinue HUB certification. Examples of commodities where medical agencies find difficulty in finding HUB firms to compete:


Commodities

Blood Plasma Products	89,175
Medical supplies (associated with rental contracts)	1,224,398
Telephone, Computer, Medical Equipment rental/lease	727,949


Reportable Expenditures	\$5,822,367
HUB Expenditures	302,851
Overall HUB Percentage	5.2%

Reportable Expenditures	\$5,822.367
Less HUB Non-Certified	261,711
Less Total Non-Availability	<u>2,041,522</u>
Net Expenditure	\$3,519,134
Adjusted HUB percentage	8.6%

We believe that our program is highly supportive of the good faith effort requirement of the state of Texas given the activities we perform and in view of our distance from a major metropolitan area.



James E. Frosch, CPA, MBA
 Executive Vice President for
 Administration & Business Affairs



Deborah J. Rada
 Procurement Supervisor

SECTION VIII - SUPPLEMENTAL REPORTS

(B) NUMBER OF HUBs PARTICIPATING IN STATE BOND ISSUANCES

**FISCAL YEAR '00 SEMI-ANNUAL HUB REPORT
TOTAL NUMBER OF BUSINESSES PARTICIPATING IN STATE BOND ISSUANCES**

AGENCY NO.	AGENCY NAME	AS		BL		HI		AI		WO	TOTAL
		M	F	M	F	M	F	M	F	F	
305	Texas Veterans Land Board (General Land Office)	0	0	4	0	3	0	0	0	0	7
332	Texas Department of Housing and Community Affairs	0	0	0	0	1	0	0	0	0	1
347	Texas Public Finance Authority	0	0	2	0	1	0	0	0	0	3
352	Public Schools Facilities Funding Program (Texas Bond Review Board)*										
480	Texas Department of Economic Development	0	0	0	0	0	0	0	0	0	0
551	Texas Department of Agriculture*										
580	Texas Water Development Board	0	0	3	0	2	0	0	0	0	5
601	Texas Department of Transportation*										
710	Texas A & M University System	0	0	0	0	0	0	0	0	0	0
717	Texas Southern University	0	0	3	0	0	0	0	0	0	3
720	University of Texas System	0	0	2	0	2	0	0	0	0	4
731	Texas Woman's University	0	0	0	0	0	0	0	0	0	0
733	Texas Tech University	0	0	0	0	0	0	0	0	0	0
735	Midwestern State University	0	0	0	0	0	0	0	0	0	0
752	University of North Texas	0	0	0	0	2	0	0	0	0	2
758	Texas State University System	0	0	0	0	0	0	0	0	0	0
763	University of North Texas Health Science Center at Forth Worth	0	0	0	0	2	0	0	0	0	2
781	Texas Higher Education Coordinating Board	0	0	0	0	0	0	0	0	0	0
783	University of Houston System	0	0	0	0	0	0	0	0	0	0

Legend: AS=Asian Pacific; BL=Black; HI=Hispanic; AI=American Indian; WO=Woman; M=Male; F=Female

**FISCAL YEAR '00 SEMI-ANNUAL HUB REPORT
TOTAL NUMBER OF BUSINESSES PARTICIPATING IN STATE BOND ISSUANCES**

AGENCY NO.	AGENCY NAME	AS		BL		HI		AI		WO	TOTAL
		M	F	M	F	M	F	M	F	F	
<u>16</u> Agencies Out of <u>19</u> Reported	TOTAL	0	0	14	0	13	0	0	0	0	27

Legend: AS=Asian Pacific; BL=Black; HI=Hispanic; AI=American Indian; WO=Woman; M=Male; F=Female

Reporting criteria for all state agencies and institution of higher education:

In accordance with the Senate Bill 178 codified in the Texas Government Code 2161.122, Subsection (c) State agencies and institutions of higher education participating in state bond issuances are required to report to the General Services Commission (GSC) the number of historically underutilized businesses classified by ethnic group and gender status as defined in Texas Government Code, Title 10, Subtitle D, Chapter 2161.001(3).

The agencies listed above are based on the Bond Review Board's State Bond Issuer List which includes agencies who administer a State Bond Program (Source: <http://www.brb.state.tx.us/brbpages/finance/issuers.html>) (Revised 09/27/99).

SECTION VIII - SUPPLEMENTAL REPORTS

(C) NUMBER OF HUBs SUBMITTING BIDS AND/OR PROPOSALS

**FISCAL YEAR '00 SEMI-ANNUAL HUB REPORT
TOTAL NUMBER OF HUB BIDS AND PROPOSALS RECEIVED**

AGENCY NO.	AGENCY NAME	AS		BL		HI		NA		WO	Total
		M	F	M	F	M	F	M	F	F	
101	State Senate*										0
102	House of Representatives*										0
103	Texas Legislative Council*										0
104	Legislative Budget Board*										0
105	Legislative Reference Library	0	0	0	0	0	0	0	0	0	0
107	Commission on Uniform State Laws*										0
116	Sunset Advisory Board*										0
201	Supreme Court*										0
202	State Bar of Texas*										0
203	Texas Board of Law Examiners	1	0	0	0	0	0	0	0	4	5
204	Court Reporters Certification Board	0	0	1	0	1	0	0	0	3	5
211	Court of Criminal Appeals	0	0	0	0	0	0	0	0	0	0
212	Office of Court Administration	3	5	11	0	5	1	0	0	9	34
213	State Prosecuting Attorney	0	0	0	0	0	0	0	0	0	0
221	First Court of Appeals*										0
222	Second Court of Appeals	0	0	0	0	2	0	0	0	2	4
223	Third Court of Appeals	1	0	0	0	0	0	0	0	6	7
224	Fourth Court of Appeals	0	0	0	0	2	0	0	0	11	13
225	Fifth Court of Appeals	0	0	0	0	0	0	0	0	0	0
226	Sixth Court of Appeals	0	0	0	0	0	0	0	0	0	0
227	Seventh Court of Appeals	0	0	0	0	0	0	0	0	20	20
228	Eighth Court of Appeals	0	1	0	0	0	0	0	0	0	1
229	Ninth Court of Appeals	0	0	0	0	0	0	0	0	8	8
230	Tenth Court of Appeals	0	0	0	0	0	0	0	0	0	0
231	Eleventh Court of Appeals	0	3	0	0	0	0	0	0	2	5
232	Twelfth Court of Appeals	0	0	0	0	0	0	0	0	0	0
233	Thirteenth Court of Appeals*										0
234	Fourteenth Court of Appeals	0	3	1	0	0	0	0	0	1	5
242	State Commission on Judicial Conduct	1	0	0	0	0	0	1	0	1	3
243	State Law Library*										0
300	Fiscal Office of the Governor*										0
301	Office of the Governor	4	2	3	0	3	3	0	0	14	29
302	Office of the Attorney General	23	23	58	31	39	31	0	0	102	307
303	General Services Commission	44	31	76	64	68	30	24	5	606	948
304	Comptroller of Public Accounts	10	3	8	11	9	11	0	0	73	125
305	Texas General Land Office	9	4	44	17	23	3	7	1	132	240

Legend: AS=Asian Pacific; BL= Black; HI=Hispanic; AI=American Indian/Native American; WO=Woman; M=Male; F=Female

**FISCAL YEAR '00 SEMI-ANNUAL HUB REPORT
TOTAL NUMBER OF HUB BIDS AND PROPOSALS RECEIVED**

AGENCY NO.	AGENCY NAME	AS		BL		HI		NA		WO	Total
		M	F	M	F	M	F	M	F	F	
306	Texas State Library & Archives Commission	2	0	11	1	5	0	5	0	32	56
307	Secretary of State	13	10	36	15	25	15	8	0	58	180
308	State Auditor*										0
311	Fiscal Reporting*										0
312	State Securities Board	0	13	1	0	10	0	0	0	18	42
313	Department of Information Resources	18	40	14	0	10	5	0	0	135	222
315	Texas Tomorrow Fund	1	0	0	0	0	0	0	0	6	7
318	Texas Commission for the Blind	2	2	6	3	5	1	0	0	17	36
320	Texas Workforce Commission	11	25	121	6	134	120	0	0	528	945
323	Teacher Retirement System of Texas	8	12	9	5	31	4	0	0	28	97
324	Texas Department of Human Services	117	200	421	309	410	164	2	135	1114	2872
325	Fire Fighters' Pension Commission	0	0	0	0	3	2	0	0	1	6
327	Employees Retirement System of Texas	6	3	12	1	14	2	0	1	56	95
329	Texas Real Estate Commission	2	6	1	0	16	0	1	0	70	96
330	Texas Rehabilitation Commission	16	10	33	20	37	16	1	0	161	294
332	Texas Department of Housing & Community Affairs	37	0	96	3	27	10	6	1	282	462
333	Office of State Federal Relations*										0
335	Texas Commission for the Deaf and Hard of Hearing	0	0	0	0	0	0	0	0	0	0
337	Board of Tax Professional Examiners*										0
338	State Pension Review Board*										0
340	Texas Department on Aging	0	0	0	1	0	1	0	0	2	4
342	State of Texas Aircraft Pooling Board	0	0	9	0	8	0	0	0	68	85
344	Texas Commission on Human Rights	0	0	0	0	0	0	0	0	0	0
347	Texas Public Finance Authority	0	0	12	0	9	0	0	0	11	32
352	Texas Bond Review Board	0	0	1	0	3	0	0	0	2	6
353	Texas Incentive & Productivity Commission	0	0	1	0	3	0	0	0	3	7
354	Texas Aerospace Commission	0	0	1	0	0	0	0	0	1	2
355	Children's Trust Fund of Texas*										0
356	Texas Ethics Commission	3	1	3	0	7	0	0	0	35	49
359	Office of Public Insurance Counsel	0	0	10	5	7	2	0	2	55	81
360	State Office of Administrative Hearings	4	5	21	5	9	18	0	0	90	152
362	Texas Lottery	2	4	8	4	13	2	0	0	10	43
364	Health Professional Council	0	0	0	0	0	0	0	0	0	0

Legend: AS=Asian Pacific; BL= Black; HI=Hispanic; AI=American Indian/Native American; WO=Woman; M=Male; F=Female

**FISCAL YEAR '00 SEMI-ANNUAL HUB REPORT
TOTAL NUMBER OF HUB BIDS AND PROPOSALS RECEIVED**

AGENCY NO.	AGENCY NAME	AS		BL		HI		NA		WO	Total
		M	F	M	F	M	F	M	F	F	
367	Telecomm Infrastructure Fund	0	0	0	0	0	0	0	0	0	0
401	Adjutant General's Department*										0
403	Texas Veterans Commission	1	4	1	4	11	2	0	4	40	67
405	Texas Department of Public Safety	119	46	319	8	317	40	20	12	965	1846
406	Texas Military Facilities Commission	2	2	2	0	7	2	0	0	58	73
407	Texas Commission on Law Enforcement	0	0	1	0	0	0	0	0	2	3
409	Texas Commission on Jail Standards	0	0	0	0	0	0	0	0	3	3
410	Criminal Justice Policy Council	0	0	7	0	10	0	0	0	8	25
411	Texas Commission on Fire Protection	1	1	1	0	1	0	0	0	24	28
449	State Finance Commission	0	3	3	0	3	1	0	1	2	13
450	Texas Savings & Loan Department	0	0	0	0	0	0	0	0	1	1
451	Texas Department of Banking	0	0	13	0	7	0	0	0	30	50
452	Texas Department of Licensing and Regulation	0	0	9	6	0	0	0	1	9	25
453	Texas Workers' Compensation Commission	10	1	6	1	50	6	3	0	143	220
454	Texas Department of Insurance	6	0	13	11	14	3	0	0	29	76
455	Railroad Commission of Texas	38	12	118	5	96	31	24	2	409	735
456	Plumbing Board	0	0	1	0	0	0	0	0	4	5
457	Texas State Board of Public Accountancy	1	0	1	0	3	0	0	0	8	13
458	Texas Alcoholic Beverage Commission	18	0	26	18	26	13	1	0	109	211
459	Texas Board of Architectural Examiners*										0
460	Texas Board of Professional Engineers*										0
464	Texas Board of Professional Land Surveying	2	0	0	0	0	0	0	0	7	9
465	Texas Department of Commerce (See #480)*	0	0	0	0	0	0	0	0	0	0
466	Office of Consumer Credit Commissioner	2	0	8	0	5	1	0	0	24	40
467	Texas Commission on Private Security	0	1	3	0	1	0	0	0	14	19
469	Credit Union Department	2	0	0	0	2	0	0	0	1	5
472	Structural Pest Control Board	2	2	1	0	6	3	0	1	23	38
473	Public Utility Commission of Texas	5	2	8	0	6	0	0	0	12	33
474	Texas Polygraph Examiners Board	0	0	1	0	0	0	0	0	3	4
475	Office of Public Utility Council	0	0	3	0	1	0	0	0	8	12
476	Texas Racing Commission	1	0	23	7	9	4	0	0	28	72

Legend: AS=Asian Pacific; BL= Black; HI=Hispanic; AI=American Indian/Native American; WO=Woman; M=Male; F=Female

**FISCAL YEAR '00 SEMI-ANNUAL HUB REPORT
TOTAL NUMBER OF HUB BIDS AND PROPOSALS RECEIVED**

AGENCY NO.	AGENCY NAME	AS		BL		HI		NA		WO	Total
		M	F	M	F	M	F	M	F	F	
477	Commission on State Emergency Communications	0	4	0	2	4	1	0	0	8	19
478	Research & Oversight Council on Workers' Compensation	0	0	0	0	1	0	0	0	0	1
479	State Office of Risk Management	1	0	1	1	0	0	0	0	4	7
480	Texas Department of Economic Development	3	4	10	0	6	3	1	0	15	42
501	Texas Department of Health	14	14	17	8	28	16	1	0	77	175
502	Texas State Board of Barber Examiners	0	0	1	0	4	0	0	0	7	12
503	Texas State Board of Medical Examiners	0	0	0	0	0	0	0	0	0	0
504	Board of Dental Examiners	3	0	7	0	1	0	0	0	9	20
505	Texas Cosmetology Commission	1	0	0	0	3	0	0	0	4	8
506	UT M.D. Anderson Cancer Center	33	6	38	1	40	23	0	2	76	219
507	Board of Nurse Examiners	0	0	3	0	30	0	3	0	24	60
508	Board of Chiropractic Examiners*										0
511	Board of Vocational Nurse Examiners	1	0	0	0	3	0	0	0	1	5
512	Texas State Board of Podiatric Medical Examiners*										0
513	Texas Funeral Commission	0	0	0	0	0	0	0	0	0	0
514	Optometry Board*										0
515	Texas Board of Pharmacy	0	0	7	0	21	0	0	0	52	80
517	Texas Commission on Alcohol & Drug Abuse	1	1	4	1	3	2	9	0	17	38
520	Board of Examiners of Psychologists	0	0	14	0	0	0	0	0	17	31
526	Texas Low-Level Rad Waste Disposal Authority*										0
527	Texas Cancer Council	0	1	1	0	1	0	0	0	8	11
529	Health & Human Services Commission	0	1	13	0	1	8	0	0	30	53
530	Texas Department of Protective & Regulatory Services	69	50	176	146	176	207	24	42	1526	2416
532	Early Childhood Intervention	0	0	2	0	7	3	0	0	7	19
533	Executive Council of Physical & Occupational Therapy*										0
551	Texas Department of Agriculture	9	4	6	3	32	7	0	0	58	119
554	Texas Animal Health Commission	1	2	1	0	8	2	0	0	35	49
555	Texas Agricultural Extension Service	84	32	31	7	46	20	0	10	401	631

Legend: AS=Asian Pacific; BL= Black; HI=Hispanic; AI=American Indian/Native American; WO=Woman; M=Male; F=Female

**FISCAL YEAR '00 SEMI-ANNUAL HUB REPORT
TOTAL NUMBER OF HUB BIDS AND PROPOSALS RECEIVED**

AGENCY NO.	AGENCY NAME	AS		BL		HI		NA		WO	Total
		M	F	M	F	M	F	M	F	F	
556	Texas Agricultural Experiment Station	12	8	24	2	136	15	1	0	721	919
557	Texas Veterinary Medical Diagnostic Laboratory	0	0	0	0	1	0	0	0	3	4
576	Texas Forest Service	1	3	13	2	3	2	0	0	11	35
577	Texas Wildlife Damage Management Service	0	0	1	6	7	0	0	0	1	15
578	Texas Board of Veterinary Medical Examiners	2	0	1	1	3	0	0	0	14	21
579	Rio Grande Compact Commission	0	0	0	0	0	0	0	0	0	0
580	Texas Water Development Board	0	104	69	2	21	9	1	0	148	354
582	Texas Natural Resource Conservation Commission	16	31	103	14	50	45	6	1	301	567
583	Sabine River Compact Administration	0	0	0	0	0	0	0	0	0	0
592	State Soil & Water Conservation Board	0	2	3	1	7	1	0	0	11	25
596	Red River Compact Commission	0	0	0	0	0	0	0	0	0	0
598	Canadian River Compact Commission	0	0	0	0	0	0	0	0	0	0
599	Pecos River Compact Commission	0	0	0	0	0	0	0	0	0	0
601	Texas Department of Transportation	10	2	33	0	146	3	13	1	244	452
655	Texas Dept of Mental Health & Mental Retardation	133	51	178	65	331	139	22	7	1090	2016
658	Beaumont State Center (See #655)	0	0	0	0	0	0	0	0	0	0
665	Texas Juvenile Probation Commission*										0
677	Austin State Hospital (See #655-J)	0	0	0	0	0	0	0	0	0	0
694	Texas Youth Commission	71	47	188	113	379	113	0	0	678	1589
696	Texas Department of Criminal Justice	369	158	595	277	610	110	50	48	4637	6854
697	See #696-2) TDCJ Paroles Division	0	0	0	0	0	0	0	0	0	0
699	Laredo State Center (See# 655)										0
701	Texas Education Agency	10	11	16	4	19	5	0	0	35	100
703	State Board of Educator (See # 705)	0	0	0	0	0	0	0	0	0	0
705	State Board for Educator Certification	0	0	1	0	0	0	0	0	7	8
709	The Texas A&M University System Health Science Center	0	0	4	1	12	0	0	0	17	34
710	Texas A&M University System	1	0	0	0	4	1	0	0	5	11
711	Texas A&M University	22	17	32	17	100	25	0	1	219	433
712	Texas Engineering Experiment Station	0	1	2	0	6	3	0	0	17	29
713	Tarleton State University	3	10	49	0	24	3	2	0	44	135

Legend: AS=Asian Pacific; BL= Black; HI=Hispanic; AI=American Indian/Native American; WO=Woman; M=Male; F=Female

**FISCAL YEAR '00 SEMI-ANNUAL HUB REPORT
TOTAL NUMBER OF HUB BIDS AND PROPOSALS RECEIVED**

AGENCY NO.	AGENCY NAME	AS		BL		HI		NA		WO	Total
		M	F	M	F	M	F	M	F	F	
714	University of Texas at Arlington	55	33	148	17	65	31	30	0	265	644
715	Prairie View A&M	1	0	51	8	8	0	0	0	72	140
716	Texas Engineering Extension Service	0	1	5	0	13	1	0	0	17	37
717	Texas Southern University	21	1	33	18	37	13	2	0	17	142
718	Texas A&M University-Galveston	0	0	1	0	5	1	0	0	10	17
719	Texas State Technical College	117	123	201	45	154	29	16	0	439	1124
720	University of Texas System	7	9	27	2	35	7	0	1	130	218
721	University of Texas at Austin	101	120	234	21	276	220	15	6	1024	2017
723	University of Texas Medical Branch-Galveston	434	602	645	140	980	310	13	430	3218	6772
724	University of Texas -El Paso	17	4	8	5	107	112	1	0	400	654
727	Texas Transportation Institute	0	1	1	0	2	0	0	0	1	5
729	University of Texas Southwest Medical Center	716	200	3622	216	149	2181	14	0	4877	11975
719	Texas State Technical College	117	123	201	45	154	29	16	0	439	1124
720	University of Texas System	7	9	27	2	35	7	0	1	130	218
721	University of Texas at Austin	101	120	234	21	276	220	15	6	1024	2017
723	University of Texas Medical Branch-Galveston	434	602	645	140	980	310	13	430	3218	6772
724	University of Texas -El Paso	17	4	8	5	107	112	1	0	400	654
727	Texas Transportation Institute	0	1	1	0	2	0	0	0	1	5
729	University of Texas Southwest Medical Center	716	200	3622	216	149	2181	14	0	4877	11975
730	University of Houston & 783 University of Houston System Administration	46	50	42	10	44	9	0	0	180	381
731	Texas Woman's University	11	9	24	4	67	2	3	0	135	255
732	Texas A&M University - Kingsville	18	2	17	3	34	6	0	0	48	128
733	Texas Tech University	18	68	20	8	92	21	0	0	251	478
734	Lamar University - Beaumont	17	16	4	4	23	2	0	0	57	123
735	Midwestern State University	0	0	0	0	0	0	0	0	0	0
736	University of Texas-Pan American	16	34	21	1	36	7	0	0	54	169
737	Angelo State University	5	36	5	4	34	20	5	0	297	406
738	University of Texas at Dallas	10	0	31	0	39	0	1	0	113	194
739	Texas Tech University Health Sciences Center	46	11	15	6	202	50	5	1	336	672
742	University of Texas of the Permian Basin	12	2	8	0	35	18	0	0	266	341

Legend: AS=Asian Pacific; BL= Black; HI=Hispanic; AI=American Indian/Native American; WO=Woman; M=Male; F=Female

**FISCAL YEAR '00 SEMI-ANNUAL HUB REPORT
TOTAL NUMBER OF HUB BIDS AND PROPOSALS RECEIVED**

AGENCY NO.	AGENCY NAME	AS		BL		HI		NA		WO	Total
		M	F	M	F	M	F	M	F	F	
743	University of Texas - San Antonio	9	13	101	7	173	63	2	0	167	535
744	University of Texas Health Science Center-Houston	278	5	530	0	310	3	4	1	591	1722
745	University of Texas Health Science Center - San Antonio	12	60	4	8	172	68	1	1	409	735
747	University of Texas at Brownsville	4	21	12	2	36	4	0	0	61	140
748	Baylor College of Dentistry See#709)	0	0	0	0	0	0	0	0	0	0
750	University of Texas at Tyler*										0
751	Texas A&M University-Commerce	17	4	23	5	52	9	4	0	147	261
752	University of North Texas	67	8	17	6	113	10	3	0	185	409
753	Sam Houston State University	30	20	53	17	50	11	7	0	192	380
754	Southwest Texas State University	42	65	48	7	131	44	0	0	305	642
755	Stephen F. Austin State University	17	56	30	10	44	18	2	0	213	390
756	Sul Ross University	8	0	9	0	37	205	0	0	223	482
757	West Texas A&M University	0	9	0	1	0	0	0	0	23	33
758	Texas State University System Board of Regents	0	0	0	0	0	0	0	0	2	2
759	University of Houston-Clear Lake	27	44	51	5	14	2	0	0	147	290
760	Texas A & M University - Corpus Christi	1	1	6	6	13	0	1	0	46	74
761	Texas A&M International University	40	13	29	5	77	8	3	0	131	306
763	University of North Texas Health Science Center - Ft. Worth	4	7	127	44	419	101	19	0	946	1667
764	Texas A&M University-Texarkana	2	0	0	0	12	1	0	0	4	19
765	University of Houston - Victoria	39	52	1	12	82	5	0	0	95	286
767	SW Collegiate Institute for the Deaf*										0
771	Texas School for the Blind	0	0	0	0	0	0	0	0	2	2
772	Texas School for the Deaf	4	0	11	0	0	1	5	0	67	88
781	Texas Higher Education Coordinating Board	12	7	7	1	9	1	0	0	45	82
783	University of Houston-System (See #730)	0	0	0	0	0	0	0	0	0	0
784	University of Houston - Downtown	3	0	1	1	2	0	0	0	10	17
785	University of Texas Health Center - Tyler	26	12	7	1	5	11	0	0	119	181
787	Lamar University-Orange	0	0	2	0	0	0	0	0	3	5
788	Lamar State College - Port Arthur	7	0	0	0	2	0	0	0	19	28
789	Lamar Institute of Technology	2	2	3	5	7	1	0	0	25	45
802	Parks and Wildlife Department*										0

Legend: AS=Asian Pacific; BL= Black; HI=Hispanic; AI=American Indian/Native American; WO=Woman; M=Male; F=Female

**FISCAL YEAR '00 SEMI-ANNUAL HUB REPORT
TOTAL NUMBER OF HUB BIDS AND PROPOSALS RECEIVED**

AGENCY NO.	AGENCY NAME	AS		BL		HI		NA		WO	Total
		M	F	M	F	M	F	M	F	F	
808	Texas Historical Commission*										0
809	State Preservation Board	1	0	1	0	8	2	0	0	79	91
813	Texas Commission on the Arts	0	0	0	0	0	0	0	0	3	3
819	Texas Emancipation Juneteenth-Commission*										0
904	Texas Food and Fiber Commission	0	0	0	0	0	0	0	0	0	0
902	Comptroller/Fiscal*										0
907*	State Energy Conservation Office	1	0	0	0	0	0	0	0	3	4
186 Agencies Out of 218 Reported	TOTAL	3739	2765	9477	1890	7992	4921	392	718	32789	64683

Reporting criteria for all state agencies and institution of higher education:

In accordance with the Senate Bill 178 codified in the Texas Government Code 2161.122, Subsection (c), State agencies and institutions of higher education shall report to the General Services Commission both treasury and non treasury funds: the number of bids, proposals, or other applicable expressions of interest made by historically underutilized businesses with regard to the agency's acquisition, construction, or equipping of a facility or implementation of a program.

See the HUB Reporting Procedures for instructions and the required reporting format.

Legend: AS=Asian Pacific; BL= Black; HI=Hispanic; AI=American Indian/Native American; WO=Woman; M=Male; F=Female

SECTION VIII - SUPPLEMENTAL REPORTS

(D) NUMBER CONTRACTS AWARDED TO HUBS

**FISCAL YEAR '00 SEMI-ANNUAL HUB REPORT
TOTAL NUMBER OF CONTRACTS AWARDED TO HUBS**

AGENCY NO.	AGENCY NAME	AS		BL		HI		NA		WO	Total
		M	F	M	F	M	F	M	F	F	
101	State Senate*										0
102	House of Representatives*										0
103	Texas Legislative Council*										0
104	Legislative Budget Board*										0
105	Legislative Reference Library	0	0	0	0	0	0	0	0	0	0
107	Commission on Uniform State Laws*										0
116	Sunset Advisory Board*										0
201	Supreme Court*										0
202	State Bar of Texas*										0
203	Texas Board of Law Examiners	1	0	0	0	0	0	0	0	4	5
204	Court Reporters Certification Board	0	0	1	0	0	0	0	0	1	2
211	Court of Criminal Appeals	0	0	0	0	0	0	0	0	0	0
212	Office of Court Administration	0	0	11	0	2	0	0	0	9	22
213	State Prosecuting Attorney	0	0	0	0	0	0	0	0	0	0
221	First Court of Appeals*										0
222	Second Court of Appeals	0	0	0	0	2	0	0	0	2	4
223	Third Court of Appeals	0	0	0	0	0	0	0	0	0	0
224	Fourth Court of Appeals	0	0	0	0	2	0	0	0	11	13
225	Fifth Court of Appeals	0	0	0	0	0	0	0	0	0	0
226	Sixth Court of Appeals	0	0	0	0	0	0	0	0	0	0
227	Seventh Court of Appeals	0	0	0	0	0	0	0	0	20	20
228	Eighth Court of Appeals	0	1	1	0	5	0	0	0	3	10
229	Ninth Court of Appeals	0	0	0	0	0	0	0	0	7	7
230	Tenth Court of Appeals	0	0	0	0	0	0	0	0	0	0
231	Eleventh Court of Appeals	0	3	0	0	0	0	0	0	2	5
232	Twelfth Court of Appeals	0	0	0	0	0	0	0	0	0	0
233	Thirteenth Court of Appeals*										0
234	Fourteenth Court of Appeals	0	3	1	0	0	0	0	0	1	5
242	State Commission on Judicial Conduct	1	0	0	0	0	0	1	0	0	2
243	State Law Library*										0
300	Fiscal Office of the Governor*										0
301	Office of the Governor	2	0	0	0	1	0	0	0	6	9
302	Office of the Attorney General	53	29	38	15	21	18	1	0	113	288
303	General Services Commission	0	0	1	0	1	0	0	0	1	3
304	Comptroller of Public Accounts	9	2	6	2	15	6	0	0	68	108
305	Texas General Land Office	7	4	21	1	10	1	6	0	65	115

Legend: AS=Asian Pacific; BL= Black; HI=Hispanic; AI=American Indian/Native American; WO=Woman; M=Male; F=Female

**FISCAL YEAR '00 SEMI-ANNUAL HUB REPORT
TOTAL NUMBER OF CONTRACTS AWARDED TO HUBS**

AGENCY NO.	AGENCY NAME	AS		BL		HI		NA		WO	Total
		M	F	M	F	M	F	M	F	F	
306	Texas State Library & Archives Commission	1	0	11	1	5	0	5	0	32	55
307	Secretary of State	6	1	3	8	8	3	5	0	38	72
308	State Auditor*										0
311	Fiscal Reporting*										0
312	State Securities Board	0	12	1	0	10	0	0	0	17	40
313	Department of Information Resources	8	7	0	0	0	0	0	0	72	87
315	Texas Tomorrow Fund	1	0	0	0	0	1	0	0	1	3
318	Texas Commission for the Blind	1	0	1	0	0	0	0	0	4	6
320	Texas Workforce Commission	25	31	148	9	76	184	0	0	873	1346
323	Teacher Retirement System of Texas	7	5	11	18	24	0	0	1	79	145
324	Texas Department of Human Services	119	72	130	162	130	80	0	0	715	1408
325	Fire Fighters' Pension Commission	0	0	0	0	0	1	0	0	0	1
327	Employees Retirement System of Texas	3	2	8	1	8	0	0	1	38	61
329	Texas Real Estate Commission	1	4	0	0	11	0	1	0	50	67
330	Texas Rehabilitation Commission	161	406	881	563	237	260	2	2	1376	3888
332	Texas Department of Housing & Community Affairs	14	0	77	2	19	3	2	0	219	336
333	Office of State Federal Relations*										0
335	Texas Commission for the Deaf and Hard of Hearing	0	0	0	0	0	0	0	0	0	0
337	Board of Tax Professional Examiners*										0
338	State Pension Review Board*										0
340	Texas Department on Aging	0	0	2	0	0	2	0	0	9	13
342	State of Texas Aircraft Pooling Board	0	0	10	0	8	0	0	0	62	80
344	Texas Commission on Human Rights	5	0	14	1	1	4	0	0	12	37
347	Texas Public Finance Authority	0	0	2	0	3	0	0	0	8	13
352	Texas Bond Review Board	0	0	0	0	0	0	0	0	9	9
353	Texas Incentive & Productivity Commission	0	0	1	0	3	0	0	0	3	7
354	Texas Aerospace Commission	0	0	1	0	0	0	0	0	1	2
355	Children's Trust Fund of Texas*										0
356	Texas Ethics Commission	1	0	3	0	4	0	0	0	21	29
359	Office of Public Insurance Counsel	0	0	1	4	3	2	0	0	18	28
360	State Office of Administrative Hearings	2	4	6	2	5	7	0	0	57	83
362	Texas Lottery	2	10	27	10	9	7	3	0	43	111
364	Health Professional Council	0	0	0	0	0	0	0	0	0	0
367	Telecomm Infrastructure Fund	0	0	0	0	0	0	0	0	0	0

Legend: AS=Asian Pacific; BL= Black; HI=Hispanic; AI=American Indian/Native American; WO=Woman; M=Male; F=Female

**FISCAL YEAR '00 SEMI-ANNUAL HUB REPORT
TOTAL NUMBER OF CONTRACTS AWARDED TO HUBS**

AGENCY NO.	AGENCY NAME	AS		BL		HI		NA		WO	Total
		M	F	M	F	M	F	M	F	F	
401	Adjutant General's Department*										0
403	Texas Veterans Commission	0	4	1	4	8	0	0	4	32	53
405	Texas Department of Public Safety	42	26	255	6	200	32	2	2	677	1242
406	Texas Military Facilities Commission	1	0	0	0	4	1	0	0	49	55
407	Texas Commission on Law Enforcement	0	0	0	0	0	0	0	0	1	1
409	Texas Commission on Jail Standards	0	0	0	0	0	0	0	0	5	5
410	Criminal Justice Policy Council	0	0	7	0	4	0	0	0	1	12
411	Texas Commission on Fire Protection	0	1	1	0	1	0	0	0	22	25
449	State Finance Commission	0	0	0	0	0	0	0	0	0	0
450	Texas Savings & Loan Department	1	0	0	0	1	0	0	0	3	5
451	Texas Department of Banking	0	0	12	0	3	0	0	0	25	40
452	Texas Department of Licensing and Regulation	0	0	37	8	0	0	0	1	14	60
453	Texas Workers' Compensation Commission	9	1	5	1	48	5	1	0	133	203
454	Texas Department of Insurance	24	0	13	7	21	4	0	0	82	151
455	Railroad Commission of Texas	0	2	61	0	16	0	0	0	55	134
456	Plumbing Board	0	0	0	0	0	0	0	0	1	1
457	Texas State Board of Public Accountancy	0	0	0	0	2	0	0	0	7	9
458	Texas Alcoholic Beverage Commission	18	0	17	25	26	8	0	0	103	197
459	Texas Board of Architectural Examiners	0	2	0	0	0	0	0	0	5	7
460	Texas Board of Professional Engineers*										0
464	Texas Board of Professional Land Surveying*										0
465	Texas Department of Commerce (See #480)										0
466	Office of Consumer Credit Commissioner	0	0	7	0	5	0	0	0	14	26
467	Texas Commission on Private Security	0	0	3	0	0	0	0	0	12	15
469	Credit Union Department	0	0	1	0	0	0	0	0	5	6
472	Structural Pest Control Board	0	0	0	0	0	0	0	0	15	15
473	Public Utility Commission of Texas	0	0	0	0	1	0	0	0	6	7
474	Texas Polygraph Examiners Board	0	0	0	0	0	0	0	0	1	1
475	Office of Public Utility Counsel	0	0	0	0	1	0	0	0	6	7
476	Texas Racing Commission	1	0	15	2	4	3	0	0	16	41
477	Commission on State Emergency Communications	0	2	0	0	0	0	0	0	2	4

Legend: AS=Asian Pacific; BL= Black; HI=Hispanic; AI=American Indian/Native American; WO=Woman; M=Male; F=Female

**FISCAL YEAR '00 SEMI-ANNUAL HUB REPORT
TOTAL NUMBER OF CONTRACTS AWARDED TO HUBS**

AGENCY NO.	AGENCY NAME	AS		BL		HI		NA		WO	Total
		M	F	M	F	M	F	M	F	F	
478	Research & Oversight Council on Workers' Compensation	0	0	0	0	1	0	0	0	0	1
479	State Office of Risk Management	4	1	5	1	1	1	0	0	15	28
480	Texas Department of Economic Development	7	6	26	7	5	4	0	0	25	80
501	Texas Department of Health	4	3	5	1	7	6	0	0	21	47
502	Texas State Board of Barber Examiners	0	0	0	0	1	0	0	0	6	7
503	Texas State Board of Medical Examiners	0	0	3	0	7	0	0	0	27	37
504	Board of Dental Examiners	3	0	7	0	1	0	0	0	9	20
505	Texas Cosmetology Commission	1	0	0	0	1	2	0	0	57	61
506	UT M.D. Anderson Cancer Center	6	2	3	0	31	3	0	0	35	80
507	Board of Nurse Examiners	0	0	0	0	8	0	0	0	6	14
508	Board of Chiropractic Examiners*										0
511	Board of Vocational Nurse Examiners	0	0	0	0	0	0	0	0	0	0
512	Texas State Board of Podiatric Medical Examiners*										0
513	Texas Funeral Commission	0	0	0	0	0	0	0	0	0	0
514	Optometry Board*										0
515	Texas Board of Pharmacy	0	0	7	0	13	0	0	0	41	61
517	Texas Commission on Alcohol & Drug Abuse	9	0	3	0	3	0	0	0	8	23
520	Board of Examiners of Psychologists	0	0	0	0	0	0	0	0	17	17
526	Texas Low-Level Rad Waste Disposal Authority*										0
527	Texas Cancer Council	0	0	0	0	0	0	0	0	0	0
529	Health & Human Services Commission	2	19	6	0	4	16	0	0	100	147
530	Texas Department of Protective & Regulatory Services	29	23	110	68	60	116	8	15	855	1284
532	Early Childhood Intervention	0	0	2	0	1	0	0	0	5	8
533	Executive Council of Physical & Occupational Therapy*										0
551	Texas Department of Agriculture	5	2	0	0	10	0	0	0	17	34
554	Texas Animal Health Commission	1	1	0	0	6	1	0	0	33	42
555	Texas Agricultural Extension Service	69	20	14	4	28	14	0	0	371	520
556	Texas Agricultural Experiment Station	6	7	0	0	84	14	0	0	578	689
557	Texas Veterinary Medical Diagnostic Laboratory	0	0	0	0	0	0	0	0	0	0
576	Texas Forest Service	0	0	10	0	0	0	0	0	6	16

Legend: AS=Asian Pacific; BL= Black; HI=Hispanic; AI=American Indian/Native American; WO=Woman; M=Male; F=Female

**FISCAL YEAR '00 SEMI-ANNUAL HUB REPORT
TOTAL NUMBER OF CONTRACTS AWARDED TO HUBS**

AGENCY NO.	AGENCY NAME	AS		BL		HI		NA		WO	Total
		M	F	M	F	M	F	M	F	F	
577	Texas Wildlife Damage Management Service	0	0	3	0	2	0	0	0	6	11
578	Texas Board of Veterinary Medical Examiners	2	0	1	0	0	0	0	0	8	11
579	Rio Grande Compact Commission	0	0	0	0	0	0	0	0	0	0
580	Texas Water Development Board	0	73	59	1	10	8	1	0	129	281
582	Texas Natural Resource Conservation Commission	8	19	94	3	31	23	4	0	251	433
583	Sabine River Compact Administration	0	0	0	0	0	0	0	0	0	0
592	State Soil & Water Conservation Board	0	0	0	1	1	0	0	0	9	11
596	Red River Compact Commission	0	0	0	0	0	0	0	0	0	0
598	Canadian River Compact Commission*										0
599	Pecos River Compact Commission	0	0	0	0	0	0	0	0	0	0
601	Texas Department of Transportation	6	0	2	0	33	1	1	0	68	111
655	Texas Department of Mental Health & Mental Retardation	106	21	57	19	121	67	7	1	587	986
658	Beaumont State Center (See #655)	0	0	0	0	0	0	0	0	0	0
665	Texas Juvenile Probation Commission	0	0	0	0	0	0	0	0	0	0
677	Austin State Hospital (See #655-J)	0	0	0	0	0	0	0	0	0	0
694	Texas Youth Commission	88	56	89	53	70	21	30	0	1007	1414
696	Texas Department of Criminal Justice	39	33	62	66	95	15	8	5	2786	3109
697	TDCJ Paroles Division(See #696-2)	0	0	0	0	0	0	0	0	0	0
699	Laredo State Center (See - 655)	0	0	0	0	0	0	0	0	0	0
701	Texas Education Agency	2	1	4	0	3	0	0	0	8	18
703	State Board of Educator (See # 705)	0	0	0	0	0	0	0	0	0	0
705	State Board for Educator Certification	0	0	1	0	2	1	0	0	16	20
709	The Texas A&M University System Health Science Center	0	0	1	0	1	1	0	0	88	91
710	Texas A&M University System	0	0	0	0	1	0	0	0	1	2
711	Texas A&M University	1	3	1	0	4	2	0	0	43	54
712	Texas Engineering Experiment Station	0	1	0	0	3	3	0	0	6	13
713	Tarleton State University	58	3	59	0	10	1	0	4	114	249
714	University of Texas at Arlington	9	11	6	2	23	18	1	0	85	155
715	Prairie View A&M	1	0	19	0	0	0	0	0	37	57
716	Texas Engineering Extension Service	0	1	2	0	0	0	0	0	6	9
717	Texas Southern University	1	0	5	0	1	0	0	0	0	7
718	Texas A&M University-Galveston	0	0	0	0	0	0	0	0	2	2

Legend: AS=Asian Pacific; BL= Black; HI=Hispanic; AI=American Indian/Native American; WO=Woman; M=Male; F=Female

**FISCAL YEAR '00 SEMI-ANNUAL HUB REPORT
TOTAL NUMBER OF CONTRACTS AWARDED TO HUBS**

AGENCY NO.	AGENCY NAME	AS		BL		HI		NA		WO	Total
		M	F	M	F	M	F	M	F	F	
719	Texas State Technical College	19	24	112	11	27	2	3	0	109	307
720	University of Texas System	5	1	4	3	29	7	0	0	75	124
721	University of Texas at Austin	160	122	1167	16	736	748	27	23	4324	7323
723	University of Texas Medical Branch-Galveston	350	358	290	70	714	72	12	80	2049	3995
724	University of Texas at El Paso	7	0	30	8	195	96	1	0	346	683
727	Texas Transportation Institute	0	0	0	0	0	0	0	0	0	0
729	University of Texas Southwest Medical Central/Dallas	962	89	2031	2193	670	1999	14	0	6137	14095
730	University of Houston & 783 University of Houston System Administration	208	65	242	17	62	31	2	0	673	1300
731	Texas Woman's University	2	0	3	0	45	0	2	0	144	196
732	Texas A&M University - Kingsville	88	19	0	0	122	8	0	0	181	418
733	Texas Tech University	2	14	0	2	6	1	0	0	67	92
734	Lamar University - Beaumont	1	2	1	0	13	1	0	0	72	90
735	Midwestern State University	0	0	0	0	0	0	0	0	0	0
736	University of Texas-Pan American	6	28	3	0	41	4	0	0	17	99
737	Angelo State University	4	12	1	3	24	14	1	0	262	321
738	University of Texas at Dallas	0	0	10	0	4	0	0	0	26	40
739	Texas Tech University Health Sciences Center	0	0	0	0	2	0	0	0	0	2
742	University of Texas of the Permian Basin	1	0	2	0	3	3	0	0	201	210
743	University of Texas - San Antonio	5	3	94	22	456	210	2	0	290	1082
744	University of Texas Health Science Center-Houston	245	0	526	0	270	0	4	0	549	1594
745	University of Texas Health Science Center - San Antonio	34	72	1	6	779	431	0	0	2114	3437
747	University of Texas at Brownsville	1	5	2	0	10	0	0	0	21	39
748	Baylor College of Dentistry (See # 709)										0
750	University of Texas at Tyler*										0
751	Texas A&M University-Commerce	15	0	6	2	12	1	2	0	32	70
752	University of North Texas	37	26	35	2	55	46	12	2	387	602
753	Sam Houston State University	5	0	4	2	5	1	0	0	30	47
754	Southwest Texas State University	19	10	11	1	39	14	0	0	140	234
755	Stephen F. Austin State University	8	111	35	2	33	17	0	0	164	370
756	Sul Ross University	3	0	3	0	8	66	0	0	89	169
757	West Texas A&M University	0	0	0	0	0	0	0	0	17	17

Legend: AS=Asian Pacific; BL= Black; HI=Hispanic; AI=American Indian/Native American; WO=Woman; M=Male; F=Female

**FISCAL YEAR '00 SEMI-ANNUAL HUB REPORT
TOTAL NUMBER OF CONTRACTS AWARDED TO HUBS**

AGENCY NO.	AGENCY NAME	AS		BL		HI		NA		WO	Total
		M	F	M	F	M	F	M	F	F	
758	Texas State University System Board of Regents	0	0	0	0	0	0	0	0	1	1
759	University of Houston-Clear Lake	12	86	76	3	47	13	7	0	295	539
760	Texas A & M University - Corpus Christi	1	34	1	1	3	0	0	0	3	43
761	Texas A&M International University	3	1	5	0	19	2	1	0	34	65
763	University of North Texas Health Science Center - Ft. Worth	2	7	118	40	394	96	17	0	796	1470
764	Texas A&M University-Texarkana	10	0	3	0	6	1	0	0	43	63
765	University of Houston - Victoria	6	8	0	2	57	2	0	0	20	95
767	SW Collegiate Institute for the Deaf*										0
771	Texas School for the Blind	1	18	0	0	4	10	0	0	47	80
772	Texas School for the Deaf	4	0	11	0	0	1	5	0	59	80
781	Texas Higher Education Coordinating Board	6	6	3	1	4	0	0	0	32	52
783	University of Houston-System (See #730)	0	0	0	0	0	0	0	0	0	0
784	University of Houston - Downtown	0	0	0	0	0	0	0	0	105	105
785	University of Texas Health Center - Tyler	6	1	3	0	1	0	0	0	36	47
787	Lamar University-Orange	0	0	0	0	0	0	0	0	0	0
788	Lamar State College - Port Arthur	1	0	0	0	1	0	0	0	9	11
789	Lamar Institute of Technology	0	0	0	1	2	1	0	0	2	6
802	Parks and Wildlife Department*										0
808	Texas Historical Commission*										0
809	State Preservation Board	1	0	1	0	8	1	0	0	79	90
813	Texas Commission on the Arts	0	0	0	0	0	0	0	2	7	9
819	Texas Emancipation Juneteenth-Commission*										0
904	Texas Food and Fiber Commission	0	0	0	0	0	0	0	0	0	0
902	Comptroller/Fiscal*										0
907*	State Energy Conservation Office	0	0	0	0	0	0	0	0	1	1
186 Agencies Out of 218 Reported	TOTAL	3233	2062	7353	3486	6557	4869	201	143	32936	60840

Legend: AS=Asian Pacific; BL= Black; HI=Hispanic; AI=American Indian/Native American; WO=Woman; M=Male; F=Female

**FISCAL YEAR '00 SEMI-ANNUAL HUB REPORT
TOTAL NUMBER OF CONTRACTS AWARDED TO HUBS**

AGENCY NO.	AGENCY NAME	AS		BL		HI		NA		WO	Total
		M	F	M	F	M	F	M	F	F	

Reporting criteria for all state agencies and institution of higher education:

In accordance with the Senate Bill 178 codified in the Texas Government Code 2161.122, Subsection (c), State agencies and institutions of higher education shall report to the General Services Commission the number of contracts awarded to historically underutilized businesses classified by ethnic group and gender status as defined in Texas Government Code, Title 10, Subtitle D, Chapter 2161.001(3).

See the HUB Reporting Procedures for instructions and the required reporting format.

Legend: AS=Asian Pacific; BL= Black; HI=Hispanic; AI=American Indian/Native American; WO=Woman; M=Male; F=Female

SECTION IX – GRADUATION OF HISTORICALLY UNDERUTILIZED BUSINESSES

- (A) GRADUATED HUB VENDORS FROM 10/04/95 TO 04/10/2000**
- (B) REVENUE REPORT FOR GRADUATED VENDORS BY AGENCY**

GRADUATION OF HISTORICALLY UNDERUTILIZED BUSINESSES REPORTS

In accordance with the Texas Government Code, Sections 2161.0015 and Section 2161.121(a), the Commission may establish size standards that a business may not exceed if it is to be considered a historically underutilized business. The Commission is required to determine the size standards and the size of a business. The Commission is required to prepare a consolidated report that tracks, by Vendor Identification Number (VID), the graduation rates for historically underutilized businesses that grew to exceed the size standards determined by the Commission. In accordance with the GSC adopted HUB Rule, 1 T.A.C. 111.23, a business shall be graduated from being used to fulfill HUB procurement utilization goals when it has maintained gross receipts or gross employment levels for **four consecutive years** which exceed the following schedule:

- (01) Heavy construction other than building construction - \$17,000,000;
- (02) Building construction, including general contractors and operative builders - \$17,000,000;
- (03) Special trade construction - \$7,000,000;
- (04) Financial and accounting services - \$6,000,000;
- (05) Architectural/engineering and surveying services - \$4,000,000 (7/99);
- (06) Other services including legal services - \$5,000,000;
- (07) Commodities wholesale - 100 full-time equivalent employees;
- (08) Commodities manufacturers - 500 full-time equivalent employees; and
- (09) Medical services - \$ 5,000,000.

The Commission's Graduation Procedures were implemented on October 4, 1995, and are extracted from the U.S. Small Business Administration's size standard for firms within similar primary four-digit Standard Industrial Classification (SIC) codes as stated in 13 Code of Federal Regulations (CFR). For HUB certification or recertification, including random compliance reviews, applicants must not exceed the graduation threshold limitations that have been established by the Commission. Applicants exceeding the threshold limitations will be considered over-utilized businesses and not certified as a HUB.

The Graduated HUB Vendors Report summarizes the HUBs that have graduated, by procurement category, since October 4, 1995, and includes the total number of HUBs that have graduated by date. This report also identifies the business's name, address information, ethnicity/gender, VID number, category code, graduation reasons (exceeded thresholds by gross sales or gross number of employees), evaluation basis (certification/recertification), and the graduation date maintained by the Commission. **The Revenue Report for Graduated Vendors** summarizes the HUBs that have graduated during the current fiscal year, which have been paid by a state agency during the fiscal year. This report also identifies the agency's number, business's name, address information, ethnicity/gender, VID number, category code, graduation reasons, and the total amount of revenue received from the State during the current HUB Reporting Period. The Commission will monitor and track the graduation of HUBs for two consecutive years to determine the utilization by state agencies.

SECTION IX – GRADUATION OF HISTORICALLY UNDERUTILIZED BUSINESSES

(A) GRADUATED HUB VENDORS FROM 10/04/95 TO 04/10/2000

GENERAL SERVICES COMMISSION
 GRADUATED HUB VENDORS FROM 4-OCT-1995 TO 10-APR-2000
 SUMMARY LISTING BY CATEGORY, ETHNICITY AND GENDER

HUB GRADUATION REPORT SUMMARY

NO GRADUATED IN HEAVY CONSTRUCTION(01)	1
NO GRADUATED IN BUILDING CONSTRUCTION(02)	4
NO. GRADUATED IN SPECIAL TRADE CONSTRUCTION(03)	8
NO GRADUATED IN FINANTIAL AND ACCOUNTING SERV (04)	11
NO GRADUATED IN ARCHITEC.ENG./SURVEYING SERV (05)	19
NO GRADUATED IN OTHER SERVICES INCLUD LEGAL SERV (06)	79
NO GRADUATED IN COMMODITIES WHOLESALE(07)	17
NO GRADUATED IN COMMODITIES MANUFACTURERS(08)	1
NO GRADUATED IN MEDICAL(09)	<u>0</u>
TOTAL GRADUATED CATEGORY (01-09)	140
NO OF GRADUATED ASIAN MALES	14
NO OF GRADUATED ASIAN FEMALES	<u>3</u>
TOTAL OF GRADUATED ASIAN HUBS.	17
NO. OF GRADUATED BLACK MALES	19
NO OF GRADUATED BLACK FEMALES	<u>6</u>
TOTAL OF GRADUATED BLACK HUBS	25
NO OF GRADUATED HISPANIC MALES:	35
NO OF GRADUATED HISPANIC FEMALES	<u>3</u>
TOTAL OF GRADUATED HISPANIC HUBS	38
NO OF GRADUATED NATIVE AMERICAN MALES	5
NO OF GRADUATED NATIVE AMERICAN FEMALES	<u>0</u>
TOTAL OF GRADUATED NATIVE AMERICAN HUBS	5
NO OF GRADUATED WOMEN	55
NO OF HUBS GRADUATED THIS FISCAL YEAR:	2
TOTAL NO OF GRADUATED HUBS	140

GENERAL SERVICES COMMISSION
GRADUATED HUB VENDORS FROM 4-OCT-1995 TO 10-APR-2000
SORTED BY GRADUATION DATE

VENDOR NAME	ADDRESS PHONE	ETHNICITY/ GENDER	VID NUMBER	CATEGORY CODE	GRADUATION REASON	EVALUATION BASIS*	GRADUATION DATE
OA0 CORPORATION	4414 CENTERVIEW #175 SAN ANTONIO, TX 78228 210-736-5020	BL/M	1520943407300	06	EXCEEDED SALES THRESHOLD	C	4-OCT-1995
NCM CAPITAL MANAGEMENT GROUP, INC.	103 WEST MAIN STREET DURHAM, NC 27701-3638 919-688-0620	BL/M	1561535917900	06	EXCEEDED SALES THRESHOLD	R	4-OCT-1995
STAPP TOWING COMPANY INC	P O. BOX 325 DICKINSON, TX 77539 713-337-2551	HI/M	1741543308900	06	EXCEEDED SALES THRESHOLD	C	4-OCT-1995
INFORMATION SYSTEMS & NETWORKS CORP	6945 ALAMO DOWNS PKY SAN ANTONIO, TX 78228 210-523-2622	WO/F	1521191165400	06	EXCEEDED SALES THRESHOLD	R	4-OCT-1995
INTERNATIONAL TEAM CONSULTANTS INC	4900 WOODWAY # 1150 HOUSTON, TX 77056 7136223482 0	HI/F	1760145857701	06	EXCEEDED SALES THRESHOLD	R	4-OCT-1995
CONTRACTA	SUITE 199 2777 STEMMONS FRWY DALLAS, TX 75207 214-631-1330	WO/F	1751778102101	06	EXCEEDED SALES THRESHOLD	R	4-OCT-1995
AEGIR SYSTEMS INC	2051 NORTH SOLAR DRIVE #200 OXNARD, CA 93030 805-485-4888	BL/F	1953617135800	05	EXCEEDED SALES THRESHOLD	C	4-OCT-1995
AGUIRRECORPORATION	FL 15 12700 PARK CENTRAL DR DALLAS, TX 75251 972-788-1508	HI/M	1752474596900	05	EXCEEDED SALES THRESHOLD	C	4-OCT-1995
BURNUP & SIMS OF TEXAS INC	P.O. BOX 340 AUSTIN, TX 78767 512-476-6777	HI/M	1741316350600	03	EXCEEDED SALES THRESHOLD	C	4-OCT-1995
CASTILLO COMPANY INC	STE 900 40 N CENTRAL AVE PHOENIX, AZ 85004-4427 602-231-9000	HI/M	1860364098000	06	EXCEEDED SALES THRESHOLD	C	4-OCT-1995
INTRACARE HOSPITAL	7505 FANNIN SUITE 680 HOUSTON, TX 77054 713-790-1153	AS/M	1760102298500	04	EXCEEDED SALES THRESHOLD	C	4-OCT-1995

* C = GRADUATION UPON APPLICATION FOR CERTIFICATION

* R = GRADUATION UPON APPLICATION FOR RECERTIFICATION

GENERAL SERVICES COMMISSION
GRADUATED HUB VENDORS FROM 4-OCT-1995 TO 10-APR-2000
SORTED BY GRADUATION DATE

VENDOR NAME	ADDRESS PHONE	ETHNICITY/ GENDER	VID NUMBER	CATEGORY CODE	GRADUATION REASON	EVALUATION BASIS*	GRADUATION DATE
JOHNSON, BASSIN & SHAW INC	8630 FENTON STREET STE 1200 SILVER SPRING, MD 20910 301-495-1080	WO/F	1521405780200	06	EXCEEDED SALES THRESHOLD	C	4-OCT-1995
LOVE ADVERTISING INC	770 SOUTH POST OAK LANE STE 101 HOUSTON, TX 77056 713-552-1055	WO/F	1742060120900	06	EXCEEDED SALES THRESHOLD	C	4-OCT-1995
MEDICAL TEAM INC, THE	1222 NORTH MAIN AVE #600 SAN ANTONIO, TX 78212 210-227-9000	WO/F	1541087014900	04	EXCEEDED SALES THRESHOLD	C	4-OCT-1995
PRWT SERVICES INC	ONE PENN CTR SUBURBAN STATION PHILADELPHIA, PA 19103 215-569-8810	BL/M	1232528512500	06	EXCEEDED SALES THRESHOLD	C	4-OCT-1995
SYSTEMS WEST COMPUTER RESOURCES INC	STE-A 300 136 SOUTH MAIN SALT LAKE CITY, UT 84101 801-364-7900	WO/F	1870425813800	06	EXCEEDED SALES THRESHOLD	R	4-OCT-1995
TRI-COR INDUSTRIES INC	J R CLARY 2900 EISENHOWER AVE STE 500 ALEXANDRIA, VA 22314 301-731-6140	HI/M	1521271616900	06	EXCEEDED SALES THRESHOLD	R	4-OCT-1995
WORLD-WIDE TRAVEL SERVICE INC	2228 COTTONDALE LANE STE 200 LITTLE ROCK, AR 72202 501-378-1211	WO/F	1710529720800	06	EXCEEDED SALES THRESHOLD	C	4-OCT-1995
METI	8600 BOEING DRIVE EL PASO, TX 79925-1226 915-772-4975	BL/F	1742027577200	06	EXCEEDED SALES THRESHOLD	R	30-DEC-1995
BEAL & COMPANY, M R	565 FIFTH AVENUE NEW YORK, NY 10017 212-983-3930	BL/M	1133452090200	06	EXCEEDED SALES THRESHOLD	R	1-JAN-1996
KEMRON ENVIRONMENTAL SERVICES INC	2987 CLAIRMONT ROAD STE 1100 ATLANTA, GA 30329 404-636-0928	HI/M	1112393978400	06	EXCEEDED SALES THRESHOLD	R	1-JAN-1996
RESEARCH ANALYSIS & MAINTENANCE INC	SUITE #600 1790 LEE TREVINO DR EL PASO, TX 79936-4525 915-592-7047	WO/F	1742237532300	06	EXCEEDED SALES THRESHOLD	R	12-JAN-1996

* C = GRADUATION UPON APPLICATION FOR CERTIFICATION

* R = GRADUATION UPON APPLICATION FOR RECERTIFICATION

GENERAL SERVICES COMMISSION
GRADUATED HUB VENDORS FROM 4-OCT-1995 TO 10-APR-2000
SORTED BY GRADUATION DATE

VENDOR NAME	ADDRESS PHONE	ETHNICITY/ GENDER	VID NUMBER	CATEGORY CODE	GRADUATION REASON	EVALUATION BASIS*	GRADUATION DATE
CORRECTIONAL HEALTHCARE SOLUTIONS INC	200 HIGHPOINT DR STE 215 CHALFONT, PA 18914 800-487-8995	BL/M	1232611351600	04	EXCEEDED SALES THRESHOLD	R	18-JAN-1996
JOE BROWN CO INC	PO BOX 1669 ARDMORE, OK 73402-1669 580-223-4555	AI/M	1730738040600	01	EXCEEDED SALES THRESHOLD	R	18-JAN-1996
METRICA INC	STE 400 10010 SAN PEDRO SAN ANTONIO, TX 78216-3856 210-340-8211	BL/F	1742367789100	06	EXCEEDED SALES THRESHOLD	R	18-JAN-1996
METTERS INDUSTRIES INC	1919 COMMERCE DR STE 420 HAMPTON, VA 23666 817-545-3585	BL/M	1521242561300	06	EXCEEDED SALES THRESHOLD	R	18-JAN-1996
SYSCOM DEVELOPMENT INC	#111 1110 NASA ROAD 1 HOUSTON, TX 77058 281-335-7119	BL/M	1760264569300	05	EXCEEDED SALES THRESHOLD	R	18-JAN-1996
VILLAGE FORD OF LEWISVILLE	1144 N STEMMONS FRWY LEWISVILLE, TX 75067 214-221-2900	BL/M	1752385185900	07	EXCEEDED EMPLOYEE THRESHOLD	R	18-JAN-1996
FIRST HONOLULU SECURITIES INC	900 FORT STREET STE 950 HONOLULU, HI 96813 808-523-9422	AS/F	1990189153100	06	EXCEEDED SALES THRESHOLD	R	25-JAN-1996
NETTLESHIP GROUP INC, THE	2665 MAIN STREET STE 220 SANTA MONICA, CA 90405 310-392-8585	WO/F	1954243243000	06	EXCEEDED SALES THRESHOLD	R	1-FEB-1996
REINOSO & COMPANY INC	30 BROAD STREET 39TH FLOOR NEW YORK, NY 10004 212-344-5100	HI/M	1133318919600	04	EXCEEDED SALES THRESHOLD	R	1-FEB-1996
SECURITY PACKING INC	8120 CAMINO ARROYO DRIVE GILROY, CA 95020 408-848-5788	WO/F	1770122919100	06	EXCEEDED SALES THRESHOLD	R	1-FEB-1996
TEMPORARY CONNECTION, THE	P O BOX 1067 HOUSTON, TX 77251-1067 713-493-5554	WO/F	1760084354801	06	EXCEEDED SALES THRESHOLD	R	1-FEB-1996

* C = GRADUATION UPON APPLICATION FOR CERTIFICATION

* R = GRADUATION UPON APPLICATION FOR RECERTIFICATION

GENERAL SERVICES COMMISSION
 GRADUATED HUB VENDORS FROM 4-OCT-1995 TO 10-APR-2000
 SORTED BY GRADUATION DATE

VENDOR NAME	ADDRESS PHONE	ETHNICITY/ GENDER	VID NUMBER	CATEGORY CODE	GRADUATION REASON	EVALUATION BASIS*	GRADUATION DATE
IMPRIMIS GROUP INC	5550 LBJ FRWY STE 150 DALLAS, TX 75240 972-419-1700	WO/F	1751831894800	06	EXCEEDED SALES THRESHOLD	R	2-FEB-1996
RIVER CITY TRAVEL INC	9070 RESEARCH BLVD STE A102 AUSTIN, TX 78758-7047 512-467-1777	WO/F	1742364193900	06	EXCEEDED SALES THRESHOLD	R	2-FEB-1996
EVINS PERSONNEL CONSULTANTS INC	2013 W ANDERSON LN AUSTIN, TX 78757 512-454-9561	WO/F	1741588485100	06	EXCEEDED SALES THRESHOLD	R	6-FEB-1996
TEXAS MOVING COMPANY INC	908 NORTH BOWSER ROAD RICHARDSON, TX 75081 214-234-6371	WO/F	1752058391900	06	EXCEEDED SALES THRESHOLD	R	1-MAR-1996
WILLIAMS-RUSSELL & JOHNSON INC	771 SPRING STREET NORTHWEST ATLANTA, GA 30308 404-853-6800	BL/M	1581269958300	05	EXCEEDED SALES THRESHOLD	R	1-MAR-1996
DAIGGER & CO INC, A	675 HEATHROW DR LINCOLNSHIRE, IL 60069 847-478-9000	WO/F	1360972955600	07	EXCEEDED EMPLOYEE THRESHOLD	R	2-MAR-1996
COMPUTIZE INC	A-110 911 W ANDERSON LN AUSTIN, TX 78757 512-451-5252	AS/F	1760251394100	07	EXCEEDED EMPLOYEE THRESHOLD	R	9-MAR-1996
TEXCOM INC DBA TEXCOM FIELD SERVICES	8200 PROFESSIONAL PLACE STE S-112 LANDOVER, MD 20785 301-794-4400	BL/M	1521261968600	06	EXCEEDED SALES THRESHOLD	R	15-MAR-1996
VANIR CONSTRUCTION MGMT INC	980 9TH ST #900 SACRAMENTO, CA 95814-2719 916-444-3700	HI/M	1953614238300	06	EXCEEDED SALES THRESHOLD	R	20-MAR-1996
BUSINESS INTERIORS	P O BOX 152121 IRVING, TX 75015 817-858-2000	WO/F	1752253859800	07	EXCEEDED EMPLOYEE THRESHOLD	R	21-MAR-1996
GETRONICS	PO BOX 25376 TAMPA, FL 33634 813-884-2500	WO/F	1591949611500	06	EXCEEDED SALES THRESHOLD	R	30-MAR-1996

* C = GRADUATION UPON APPLICATION FOR CERTIFICATION

* R = GRADUATION UPON APPLICATION FOR RECERTIFICATION

GENERAL SERVICES COMMISSION
GRADUATED HUB VENDORS FROM 4-OCT-1995 TO 10-APR-2000
SORTED BY GRADUATION DATE

VENDOR NAME	ADDRESS PHONE	ETHNICITY/ GENDER	VID NUMBER	CATEGORY CODE	GRADUATION REASON	EVALUATION BASIS*	GRADUATION DATE
ENTERPRISE ADVISORY SERVICES INC	6671 SOUTHWEST FREEWAY STE 550 HOUSTON, TX 77074 713-270-7177	BL/M	1760083286300	04	EXCEEDED SALES THRESHOLD	R	1-APR-1996
PRYOR, MCCLENDON, COUNTS & COMPANY INC	1515 MARKET ST STE 819 PHILADELPHI, PA 19012 215-569-0274	BL/M	1133071659500	06	EXCEEDED SALES THRESHOLD	R	1-APR-1996
UNGER AND ASSOCIATES INC	STE 3600 325 N ST PAUL DALLAS, TX 75201-3989 214-965-8000	HI/F	1061140547200	06	EXCEEDED SALES THRESHOLD	R	9-APR-1996
GEO-MARINE INC	GARY ANDREWS 550 E 15TH STREET PLANO, TX 75074 972-423-5480	HI/M	1751372239100	05	EXCEEDED SALES THRESHOLD	R	14-APR-1996
MADEN TECH CONSULTING INC	IRA LOCKE 2110 WASHINGTON BLVD STE 200 ARLINGTON, VA 22204 703-769-4440	HI/M	1541323531600	06	EXCEEDED SALES THRESHOLD	R	25-APR-1996
ANCIRA ENTERPRISES INC	P O BOX 29719 SAN ANTONIO, TX 78229 210-681-4900	HI/M	1742299389300	07	EXCEEDED EMPLOYEE THRESHOLD	R	1-MAY-1996
FUTURE TRAVEL INC	16850 DIANA LANE HOUSTON, TX 77058 713-480-1988	WO/F	1760086629100	06	EXCEEDED SALES THRESHOLD	R	1-MAY-1996
GOVIND & ASSOCIATES INC	P O BOX 9094 CORPUS CHRISTI, TX 78469 512-289-1385	AS/M	1742340789300	05	EXCEEDED SALES THRESHOLD	R	1-MAY-1996
COMPREHENSIVE COMPUTER	CONSULTING INC 2350 LAKESIDE BLVD STE 120 RICHARDSON, TX 75082 214-234-2067	WO/F	1581347102400	06	EXCEEDED SALES THRESHOLD	R	9-MAY-1996
FRENCH ELLISON TRUCK CENTER (CORPUS)	P O BOX 4977 CORPUS CHRISTI, TX 78469-4977 512-289-2181	WO/F	1742310831901	07	EXCEEDED EMPLOYEE THRESHOLD	R	13-MAY-1996

* C = GRADUATION UPON APPLICATION FOR CERTIFICATION

* R = GRADUATION UPON APPLICATION FOR RECERTIFICATION

GENERAL SERVICES COMMISSION
 GRADUATED HUB VENDORS FROM 4-OCT-1995 TO 10-APR-2000
 SORTED BY GRADUATION DATE

VENDOR NAME	ADDRESS PHONE	ETHNICITY/ GENDER	VID NUMBER	CATEGORY CODE	GRADUATION REASON	EVALUATION BASIS*	GRADUATION DATE
FRENCH ELLISON TRUCK CENTER (LAREDO)	8210 SAN GABRIEL DR LAREDO, TX 78041-8708 210-727-7886	WO/F	1742310831900	07	EXCEEDED EMPLOYEE THRESHOLD	R	13-MAY-1996
COMPUTIZE INC	STE #400 1030 WIRT RD HOUSTON, TX 77055 512-451-5252	AS/F	1760251394101	07	EXCEEDED EMPLOYEE THRESHOLD	R	20-MAY-1996
LUCKY LADY OIL CO	P O BOX 4590 FORT WORTH, TX 76164 817-740-7400	WO/F	1751520875300	07	EXCEEDED EMPLOYEE THRESHOLD	R	30-MAY-1996
DIGITAL CONSULTING & SOFTWARE SERVICES	STE 500 ONE SUGAR CREEK CTR BLVD SUGAR LAND, TX 77478 713-242-9181	WO/F	1760297214700	06	EXCEEDED SALES THRESHOLD	R	1-JUN-1996
SUN TRAVEL INC	3100 NORTH MESA EL PASO, TX 79902 915-532-8900	WO/F	1741533358600	06	EXCEEDED SALES THRESHOLD	R	14-JUN-1996
COMPLETE BUSINESS SOLUTIONS INC	STE 250 32605 WEST TWELVE MILE FARMINGTON HILLS, MI 48334-3339 248-488-2088	AS/M	1382606945500	06	EXCEEDED SALES THRESHOLD	R	16-JUN-1996
HALFF ASSOCIATES INC	8616 NORTHWEST PLAZA DRIVE DALLAS, TX 75225 214-739-0094	HI/M	1751308699500	05	EXCEEDED SALES THRESHOLD	R	18-JUN-1996
ARGUINDEGUI OIL COMPANY	P O BOX 1367 LAREDO, TX 78042 210-722-5251	HI/M	1741668080300	07	EXCEEDED EMPLOYEE THRESHOLD	R	1-JUL-1996
ARTA TRAVEL	SUITE #121 101 E PARK BLVD PLANO, TX 75074 972-422-4000	WO/F	1751697000500	06	EXCEEDED SALES THRESHOLD	R	1-JUL-1996
REDLEE INC	2607 WALNUT HILL LANE STE 210 DALLAS, TX 75229 214-357-9409	AI/M	1751934029700	06	EXCEEDED SALES THRESHOLD	R	1-JUL-1996

* C = GRADUATION UPON APPLICATION FOR CERTIFICATION

* R = GRADUATION UPON APPLICATION FOR RECERTIFICATION

GENERAL SERVICES COMMISSION
GRADUATED HUB VENDORS FROM 4-OCT-1995 TO 10-APR-2000
SORTED BY GRADUATION DATE

VENDOR NAME	ADDRESS PHONE	ETHNICITY/ GENDER	VID NUMBER	CATEGORY CODE	GRADUATION REASON	EVALUATION BASIS*	GRADUATION DATE
VARA CHEVROLET INC, DOMINGO	P O BOX 14534 SAN ANTONIO, TX 78214-2892 210-924-2000	HI/M	1742554766200	07	EXCEEDED EMPLOYEE THRESHOLD	R	1-JUL-1996
GINNYS COPYING SERVICE INC	1501 W ANDERSON LN #B AUSTIN, TX 78757-1459 512-454-6874	WO/F	1741765538201	06	EXCEEDED SALES THRESHOLD	R	10-JUL-1996
BUCK ROGERS TRAVEL SERVICE INC	1760 AIRWAY BLVD EL PASO, TX 79925 915-772-3200	HI/M	1741978666400	06	EXCEEDED SALES THRESHOLD	C	12-JUL-1996
BWC PHOTOLAB	PO BOX 190818 DALLAS, TX 75219 214-522-5618	WO/F	1751566755200	06	EXCEEDED SALES THRESHOLD	R	1-AUG-1996
MALEK INC	P O BOX 679 CORPUS CHRISTI, TX 78408 512-888-8281	WO/F	1741656289400	03	EXCEEDED SALES THRESHOLD	R	1-AUG-1996
MURIEL SIEBERT & COMPANY INC	885 THIRD AVENUE STE 1720 NEW YORK, NY 10022 212-644-2400	WO/F	1132639174200	04	EXCEEDED SALES THRESHOLD	R	1-AUG-1996
ANNASHAE CORPORATION	673-C ALPHA DR CLEVELAND, OH 44143-2140 216-449-2662	BL/M	1341330981900	04	EXCEEDED SALES THRESHOLD	R	12-AUG-1996
SAN ANTONIO MUSIC/ALAMO MUSIC CENTER	425 N MAIN AVE SAN ANTONIO, TX 78205-1482 210-224-1010	HI/M	1741284994900	06	EXCEEDED SALES THRESHOLD	R	12-AUG-1996
DECISION CONSULTANTS INC	7800 SHOAL CREEK BLVD #124-S AUSTIN, TX 78757-1024 512-458-6650	WO/F	1382109618000	06	EXCEEDED SALES THRESHOLD	R	17-AUG-1996
DKD ELECTRIC COMPANY INC	1223 EAST CORPORATE DRIVE EAST ARLINGTON, TX 76015 817-652-1020	HI/M	1850245113301	03	EXCEEDED SALES THRESHOLD	R	31-AUG-1996
FJT TECHNICAL RESOURCE STAFFING SERVICE	STE 104 4347 PHELAN BEAUMONT, TX 77705 409-899-9608	WO/F	1760268425400	06	EXCEEDED SALES THRESHOLD	C	31-AUG-1996

* C = GRADUATION UPON APPLICATION FOR CERTIFICATION

* R = GRADUATION UPON APPLICATION FOR RECERTIFICATION

GENERAL SERVICES COMMISSION
GRADUATED HUB VENDORS FROM 4-OCT-1995 TO 10-APR-2000
SORTED BY GRADUATION DATE

VENDOR NAME	ADDRESS PHONE	ETHNICITY/ GENDER	VID NUMBER	CATEGORY CODE	GRADUATION REASON	EVALUATION BASIS*	GRADUATION DATE
GEORGETTE KLINGER INC	924 WESTWOOD BLVD SUITE 615 LOS ANGELES, CA 90024 310-475-7506	WO/F	1131503856900	06	EXCEEDED SALES THRESHOLD	C	31-AUG-1996
SOMERSET CAPITAL GROUP INC	1087 BROAD STREET STE 201 BRIDGEPORT, CT 06604 203-394-6188	HI/M	1061458929800	04	EXCEEDED SALES THRESHOLD	R	31-AUG-1996
BERGAILA & ASSOCIATES INC	STE 600 11200 WESTHEIMER HOUSTON, TX 77042 713-780-4227	WO/F	1760215121300	05	EXCEEDED SALES THRESHOLD	R	1-SEP-1996
CST ENVIRONMENTAL INC	14010 INTERDRIVE WEST HOUSTON, TX 77032 281-449-5911	AS/M	1330315242800	03	EXCEEDED SALES THRESHOLD	R	1-SEP-1996
DELTA FOOD SERVICE	MARCUS HART P O BOX 18864 SAN ANTONIO, TX 78218-8864 210-657-7104	BL/M	1742286341900	06	EXCEEDED SALES THRESHOLD	R	1-SEP-1996
MEMBERS BUILDING MAINTENANCE CORPORATION	SUITE 125 11363 DENTON DRIVE DALLAS, TX 75229 214-241-8131	AS/M	1751968347200	06	EXCEEDED SALES THRESHOLD	R	1-SEP-1996
TREES INC	P O BOX 38038 HOUSTON, TX 77238-8038 713-692-6371	WO/F	1741185584800	06	EXCEEDED SALES THRESHOLD	R	1-SEP-1996
WORLD SERVICE COMPANY	P O BOX 60225 AMF HOUSTON, TX 77205-0225 281-580-3395	AS/M	1760052000500	06	EXCEEDED SALES THRESHOLD	C	17-SEP-1996
NATIONAL PRESORT SERVICES INC	5811A BERKMAN DRIVE AUSTIN, TX 78723-2659 214-634-9700	HI/M	1752158124300	06	EXCEEDED SALES THRESHOLD	R	1-OCT-1996
STULL AND LEE INC	38 CHAUNCY STREET STE 1100 BOSTON, MA 02111 617-426-0406	BL/M	1042397319600	05	EXCEEDED SALES THRESHOLD	R	1-OCT-1996
CBM ENGINEERS INC	SUITE 830 1700 WEST LOOP SOUTH HOUSTON, TX 77027-3092 713-629-1982	AS/M	1741823005200	05	EXCEEDED SALES THRESHOLD	R	1-NOV-1996

* C = GRADUATION UPON APPLICATION FOR CERTIFICATION

* R = GRADUATION UPON APPLICATION FOR RECERTIFICATION

GENERAL SERVICES COMMISSION
 GRADUATED HUB VENDORS FROM 4-OCT-1995 TO 10-APR-2000
 SORTED BY GRADUATION DATE

VENDOR NAME	ADDRESS PHONE	ETHNICITY/ GENDER	VID NUMBER	CATEGORY CODE	GRADUATION REASON	EVALUATION BASIS*	GRADUATION DATE
MCCORMICK ADVERTISING COMPANY	P.O BOX 1931 AMARILLO, TX 79189-1931 806-374-5333	WO/F	1750878357200	06	EXCEEDED SALES THRESHOLD	R	1-NOV-1996
PTI INCORPORATED	2925 BRIARPARK DRIVE STE 950 HOUSTON, TX 77042 713-266-6145	BL/M	1341045780100	05	EXCEEDED SALES THRESHOLD	R	1-NOV-1996
ELIGIBILITY SERVICES INC	STE 210 LB20 4144 NORTH CENTRAL EXPRESSWAY DALLAS, TX 75204 214-826-4373	HI/M	1752312227700	04	EXCEEDED SALES THRESHOLD	R	4-NOV-1996
GRAYSTONE INTERNATIONAL TRAVEL SERVICES	INC 3010 LEJ FREEWAY STE 225 DALLAS, TX 75234 214-620-2035	WO/F	1752056509800	06	EXCEEDED SALES THRESHOLD	R	1-DEC-1996
NOVAQUEST INFOSYSTEMS	14651 DALLAS PKWY STE 820 DALLAS, TX 75240 800-405-9273	AI/M	1954054057200	07	EXCEEDED EMPLOYEE THRESHOLD	R	1-DEC-1996
TRAMEX TRAVEL	4505 SPICEWOOD SPRINGS RD STE 200 AUSTIN, TX 78759 512-343-2201	HI/M	2572663896500	06	EXCEEDED SALES THRESHOLD	R	1-JAN-1997
PAYDEN & RYGEL	333 SOUTH GRAND AVENUE LOS ANGELES, CA 90071 213-625-1900	WO/F	1953921788500	04	EXCEEDED SALES THRESHOLD	C	17-JAN-1997
DKD ELECTRIC COMPANY INC	4500 BOGAN NORTH EAST ALBUQUERQUE, NM 87109 505-881-6100	AI/M	1850245113300	03	EXCEEDED SALES THRESHOLD	R	23-FEB-1997
INSCO DISTRIBUTING INC	P.O BOX 696040 SAN ANTONIO, TX 78269-6040 210-690-8400	HI/M	1742518806100	07	EXCEEDED EMPLOYEE THRESHOLD	C	24-APR-1997
CAPROCK HOME HEALTH SERVICES, INC.	3411 KNOXVILLE LUBBOCK, TX 79413 806-791-0077	HI/M	1751916936500	04	EXCEEDED SALES THRESHOLD	R	4-JUN-1997
RMPERSONNEL INC	4707 MONTANA EL PASO, TX 79903 915-565-7674	HI/M	1742571168000	06	EXCEEDED SALES THRESHOLD	R	8-JUN-1997

* C = GRADUATION UPON APPLICATION FOR CERTIFICATION

* R = GRADUATION UPON APPLICATION FOR RECERTIFICATION

GENERAL SERVICES COMMISSION
 GRADUATED HUB VENDORS FROM 4-OCT-1995 TO 10-APR-2000
 SORTED BY GRADUATION DATE

VENDOR NAME	ADDRESS PHONE	ETHNICITY/ GENDER	VID NUMBER	CATEGORY CODE	GRADUATION REASON	EVALUATION BASIS*	GRADUATION DATE
SKILLMASTER INC	#600 5353 W ALABAMA HOUSTON, TX 77056 713-552-9999	WO/F	1760425784400	06	EXCEEDED SALES THRESHOLD	R	23-JUN-1997
TERRA-MAR INC	11050 ABLES LN DALLAS, TX 75229 972-488-8800	AI/M	1742148149400	05	EXCEEDED SALES THRESHOLD	R	22-JUL-1997
UNIGLOBE DYNAMIC TRAVEL INC	11 GREENWAY PLAZA STE 530 HOUSTON, TX 77046-1102 713-621-3833	WO/F	1760191762200	06	EXCEEDED SALES THRESHOLD	C	7-AUG-1997
SMEAD MANUFACTURING COMPANY, THE	600 EAST SMEAD BLVD E HASTINGS, MN 55033-2219 612-437-4111	WO/F	1410543420400	08	EXCEEDED EMPLOYEE THRESHOLD	R	21-AUG-1997
GLAZIER FOODS COMPANY	P O BOX 2724 HOUSTON, TX 77252 713-479-4794	WO/F	1741044938700	07	EXCEEDED EMPLOYEE THRESHOLD	R	25-AUG-1997
ED 2 INTERNATIONAL	1660 PACIFIC AVENUE SAN FRANCISCO, CA 94109-2569 415-474-1400	AS/M	1932383047100	05	EXCEEDED SALES THRESHOLD	C	31-AUG-1997
MRC RESOURCES GROUP INC	CAROLYN L ALEXANDER 14001 DALLAS PKWY STE 1200 DALLAS, TX 75240 972-934-6587	BL/F	1752062775700	06	EXCEEDED SALES THRESHOLD	R	31-AUG-1997
QUALITY FOODS INC	4901 ASHER AVE LITTLE ROCK, AR 72204-4908 501-568-3141	WO/F	1710388627500	07	EXCEEDED EMPLOYEE THRESHOLD	C	31-AUG-1997
SYMBIONT INC	1156 15TH STREET N W 6TH FLOOR WASHINGTON, DC 20005-1704 202-887-6800	BL/M	1521389353800	06	EXCEEDED SALES THRESHOLD	C	31-AUG-1997
TAYLOR & HILL ASSOCIATES INC	PO BOX 1148 PEARLAND, TX 77588 281-997-7730	HI/M	1742069034300	06	EXCEEDED SALES THRESHOLD	C	31-AUG-1997
KELL MUNOZ WIGODSKY INC	NORTH TOWER STE 700 800 NORTHWEST LOOP 410 SAN ANTONIO, TX 78216 210-349-1163	HI/M	1741654573300	05	EXCEEDED SALES THRESHOLD	R	25-OCT-1997

* C = GRADUATION UPON APPLICATION FOR CERTIFICATION

* R = GRADUATION UPON APPLICATION FOR RECERTIFICATION

GENERAL SERVICES COMMISSION
GRADUATED HUB VENDORS FROM 4-OCT-1995 TO 10-APR-2000
SORTED BY GRADUATION DATE

VENDOR NAME	ADDRESS PHONE	ETHNICITY/ GENDER	VID NUMBER	CATEGORY CODE	GRADUATION REASON	EVALUATION BASIS*	GRADUATION DATE
AUSTIN TEMPORARY SERVICES INC	3307 NORTHLAND STE 450 AUSTIN, TX 78731 512-451-1678	WO/F	1742486226001	06	EXCEEDED SALES THRESHOLD	R	3-NOV-1997
BURNETT COMPANIES CONSOLIDATED INC	9800 RICHMOND #800 HOUSTON, TX 77042 713-977-4777	WO/F	1760080808700	06	EXCEEDED SALES THRESHOLD	R	3-NOV-1997
CASSO GUERRA & CO INC	P O BOX 527 LAREDO, TX 78042-0527 210-723-4371	HI/M	1741609559800	07	EXCEEDED EMPLOYEE THRESHOLD	C	3-NOV-1997
MASTECH SYSTEMS CORPORATION	1004 MCKEE ROAD OAKDALE, PA 15071 972-377-7450	AS/M	1251529755900	06	EXCEEDED SALES THRESHOLD	C	3-NOV-1997
OPERATIONAL TECHNOLOGIES CORP	ROSENDO SOLIS III 4100 N W LOOP 410 STE 230 SAN ANTONIO, TX 78229-4253 210-731-0000	HI/M	1742406648200	06	EXCEEDED SALES THRESHOLD	R	3-NOV-1997
TRAVEL AGENCY IN THE PARK	1221 LAMAR STREET STE 718 HOUSTON, TX 77010-3015 713-650-8080	WO/F	1760067165900	06	EXCEEDED SALES THRESHOLD	R	3-NOV-1997
PROTHERM INC	P O. BOX 127 HOUSTON, TX 77001-0127 713-681-9360	WO/F	1760306951300	03	EXCEEDED SALES THRESHOLD	R	2-JAN-1998
RABA-KISTNER CONSULTANTS INC	P O BOX 690287 SAN ANTONIO, TX 78269-0287 210-699-9090	WO/F	1741611534700	05	EXCEEDED SALES THRESHOLD	R	3-JAN-1998
KENNEDY ASSOCIATES/ARCHITECTS INC	SHELLA GRIFFIN 2610 FREEWOOD DRIVE STE 4 DALLAS, TX 75220 214-350-9687	BL/M	1431361556000	05	EXCEEDED SALES THRESHOLD	R	14-FEB-1998
SKYLINE COMPUTER CORPORATION	490 DIVISION STREET CAMPBELL, CA 95008 408-370-1200	WO/F	1770227165500	06	EXCEEDED SALES THRESHOLD	R	9-MAR-1998
SIGCOM INC	4230 BEECHWOOD DRIVE GREENSBORO, NC 27410 336-547-9700	AS/M	1561490547700	05	EXCEEDED SALES THRESHOLD	R	14-MAR-1998

* C = GRADUATION UPON APPLICATION FOR CERTIFICATION

* R = GRADUATION UPON APPLICATION FOR RECERTIFICATION

GENERAL SERVICES COMMISSION
GRADUATED HUB VENDORS FROM 4-OCT-1995 TO 10-APR-2000
SORTED BY GRADUATION DATE

VENDOR NAME	ADDRESS PHONE	ETHNICITY/ GENDER	VID NUMBER	CATEGORY CODE	GRADUATION REASON	EVALUATION BASIS*	GRADUATION DATE
COUNTER TECHNOLOGY	4818 E BEN WHITE BLVD STE 205 AUSTIN, TX 78741-7233 512-441-8982	HI/F	1521498419500	06	EXCEEDED SALES THRESHOLD	R	6-JUN-1998
SUNSET TRANSPORTATION INC	P O BOX 185058 FORT WORTH, TX 76118 817-589-7063	WO/F	1752250663700	06	EXCEEDED SALES THRESHOLD	C	14-AUG-1998
PACIFIC WESTERN TECHNOLOGIES LTD	STE 600 8610 N NEW BRAUNFELS SAN ANTONIO, TX 78217-6359 210-829-0015	AS/M	1841087476400	05	EXCEEDED SALES THRESHOLD	R	29-AUG-1998
EDUCATION LOGISTICS INC	3000 PALMER STREET MISSOULA, MT 59808 406-728-0893	AS/M	1810389667800	06	EXCEEDED SALES THRESHOLD	C	31-AUG-1998
FUTRON CORPORATION	STE 900 W 7315 WISCONSIN AVE BETHESDA, MD 20814-3202 301-913-9372	BL/M	1521481904501	06	EXCEEDED SALES THRESHOLD	C	31-AUG-1998
HYDROGEOLOGIC INC	13740 RESEARCH BLVD UNIT N-5 AUSTIN, TX 78750 512-336-1170	AS/M	1541404852800	05	EXCEEDED SALES THRESHOLD	C	31-AUG-1998
SIGNAL CORPORATION	STE 200 3040 WILLIAMS DR FAIRFAX, VA 22031 703-205-0500	AS/M	1541400723500	06	EXCEEDED SALES THRESHOLD	C	31-AUG-1998
SUPERIOR STAFFING SERVICES INC	P O BOX 9057 WILLIAMVILLE, NY 14231-9057 716-631-8310	WO/F	1160908669600	06	EXCEEDED SALES THRESHOLD	C	31-AUG-1998
ALTON & ALTON TRAVEL INC.	1020 HOLCOMBE BLVD, STE 1306 HOUSTON, TX 77030 713-799-1001	BL/F	1741919362200	06	EXCEEDED SALES THRESHOLD	R	1-OCT-1998
SCHMIDT ELECTRIC CO INC	9701 F M 1625 AUSTIN, TX 78747 512-243-1450	WO/F	1742301805400	03	EXCEEDED SALES THRESHOLD	R	30-JAN-1999
BUILDERS GYPSUM SUPPLY CO INC	3220 ROCK ISLAND ROAD IRVING, TX 75060 972-313-0054	HI/M	1742037743801	02	EXCEEDED SALES THRESHOLD	R	13-FEB-1999

* C = GRADUATION UPON APPLICATION FOR CERTIFICATION

* R = GRADUATION UPON APPLICATION FOR RECERTIFICATION

GENERAL SERVICES COMMISSION
 GRADUATED HUB VENDORS FROM 4-OCT-1995 TO 10-APR-2000
 SORTED BY GRADUATION DATE

VENDOR NAME	ADDRESS PHONE	ETHNICITY/ GENDER	VID NUMBER	CATEGORY CODE	GRADUATION REASON	EVALUATION BASIS*	GRADUATION DATE
BUILDERS GYPSUM SUPPLY COMPANY INC	9525 MIDDLE X SAN ANTONIO, TX 78217 210-822-7844	HI/M	1742037743804	02	EXCEEDED SALES THRESHOLD	R	13-FEB-1999
BUILDERS GYPSUM SUPPLY COMPANY INC	115 E BAGDAD AVE ROUND ROCK, TX 78864 512-310-1240	HI/M	1742037743803	02	EXCEEDED SALES THRESHOLD	R	13-FEB-1999
BUILDERS GYPSUM SUPPLY COMPANY INC	2015 PASKET LANE HOUSTON, TX 77092 713-681-2201	HI/M	1742037743802	02	EXCEEDED SALES THRESHOLD	R	13-FEB-1999
FUNK & COMPANY	2000 MYRTLE AVENUE EL PASO, TX 79907 915-542-1502	WO/F	1741898809700	03	EXCEEDED SALES THRESHOLD	R	27-MAR-1999
ORNELAS & ASSOCIATES	SUITE 1400 2515 MCKINNEY AVE DALLAS, TX 75201 214-999-9322	HI/M	1752243760100	06	EXCEEDED SALES THRESHOLD	R	9-APR-1999
GB TECH INC	STE 400 2200 SPACE PARK DRIVE HOUSTON, TX 77258 281-333-3703	BL/F	1760163628900	06	EXCEEDED SALES THRESHOLD	R	10-APR-1999
GOVERNMENT MICRO RESOURCES INC	7203 GATEWAY COURT MANASSAS, VA 20109-7313 703-330-1199	HI/M	1541404499800	07	EXCEEDED EMPLOYEE THRESHOLD	R	10-APR-1999
BARRIOS TECHNOLOGY INC	STE 300 2525 BAY AREA BLVD HOUSTON, TX 77058-1556 281-280-1900	WO/F	1760404611400	06	EXCEEDED SALES THRESHOLD	R	3-JUL-1999
AMERICAN HOUSEKEEPING INC	625 YUMA COURT DALLAS, TX 75208 214-741-3714	WO/F	1752423178800	06	EXCEEDED SALES THRESHOLD	R	9-OCT-1999
ANALYTICAL COMPUTER SERVICES	STE 320 11500 NORTHWEST FREEWAY HOUSTON, TX 77092 713-681-0039	HI/M	2584120869400	06	EXCEEDED SALES THRESHOLD	R	6-JAN-2000

SECTION IX – GRADUATION OF HISTORICALLY UNDERUTILIZED BUSINESSES

(B) REVENUE REPORT FOR GRADUATED VENDORS BY AGENCY

GENERAL SERVICES COMMISSION
 REVENUE REPORT FOR GRADUATED VENDORS BY AGENCY
 FOR FISCAL YEAR 2000
 SUMMARY LISTING BY CATEGORY, ETHNICITY AND GENDER

HUB REVENUE REPORT SUMMARY

AMOUNT IN HEAVY CONSTRUCTION(01)	\$0 00
AMOUNT IN BUILDING CONSTRUCTION(02)	\$0 00
AMOUNT IN SPECIAL TRADE CONSTRUCTION(03)	\$0 00
AMOUNT IN FINANTIAL AND ACCOUNTING SERV (04)	\$0 00
AMOUNT IN ARCHITEC.ENG./SURVEYING SERV (05)	\$0 00
AMOUNT IN OTHER SERVICES INCLUD. LEGAL SERV (06)	\$4,828,576 10
AMOUNT IN COMMODITIES WHOLESALE(07)	\$0 00
AMOUNT IN COMMODITIES MANUFACTURERS(08)	\$0 00
AMOUNT IN MEDICAL(09)	\$0 00
TOTAL AMOUNT FOR CATEGORIES (01-09)	<u>\$4,828,576 10</u>
AMOUNT FOR ASIAN MALES.	\$0.00
AMOUNT FOR ASIAN FEMALES	\$0 00
TOTAL AMOUNT FOR GRADUATED ASIAN HUBS	<u>\$0 00</u>
AMOUNT FOR BLACK MALES	\$0 00
AMOUNT FOR BLACK FEMALES	\$0 00
TOTAL AMOUNT FOR GRADUATED BLACK HUBS	<u>\$0 00</u>
AMOUNT FOR HISPANIC MALES	\$4,819,120 94
AMOUNT FOR HISPANIC FEMALES	\$0.00
TOTAL AMOUNT FOR GRADUATED HISPANIC HUBS	<u>\$4,819,120 94</u>
AMOUNT FOR NATIVE AMERICAN MALES	\$0 00
AMOUNT FOR NATIVE AMERICAN FEMALES	\$0 00
TOTAL AMOUNT FOR NATIVE AMERICAN HUBS	<u>\$0 00</u>
TOTAL AMOUNT FOR WOMEN OWNED HUBS	\$9,455.16

GENERAL SERVICES COMMISSION
 REVENUE REPORT FOR GRADUATED VENDORS BY AGENCY
 FOR FISCAL YEAR 2000

AGENCY	VENDOR NAME	ETHNICITY/ GENDER	VID NUMBER	CATEGORY CODE	GRADUATION REASON	AMOUNT
320	AMERICAN HOUSEKEEPIN	WO/F	17524231788	06	EXCEEDED SALES THRESHOLD	\$2,567 16
324	AMERICAN HOUSEKEEPIN	WO/F	17524231788	06	EXCEEDED SALES THRESHOLD	\$6,888 00
VENDOR TOTAL.						\$9,455.16
212	ANALYTICAL COMPUTER	HI/M	25841208694	06	EXCEEDED SALES THRESHOLD	\$658.56
232	ANALYTICAL COMPUTER	HI/M	25841208694	06	EXCEEDED SALES THRESHOLD	\$3,733 80
304	ANALYTICAL COMPUTER	HI/M	25841208694	06	EXCEEDED SALES THRESHOLD	\$78,496 00
304	ANALYTICAL COMPUTER	HI/M	25841208694	06	EXCEEDED SALES THRESHOLD	\$7,773 65
306	ANALYTICAL COMPUTER	HI/M	25841208694	06	EXCEEDED SALES THRESHOLD	\$57 82
312	ANALYTICAL COMPUTER	HI/M	25841208694	06	EXCEEDED SALES THRESHOLD	\$26 46
313	ANALYTICAL COMPUTER	HI/M	25841208694	06	EXCEEDED SALES THRESHOLD	\$209,217.22
313	ANALYTICAL COMPUTER	HI/M	25841208694	06	EXCEEDED SALES THRESHOLD	\$1,844,193 67
320	ANALYTICAL COMPUTER	HI/M	25841208694	06	EXCEEDED SALES THRESHOLD	\$49 00
320	ANALYTICAL COMPUTER	HI/M	25841208694	06	EXCEEDED SALES THRESHOLD	\$125 00
320	ANALYTICAL COMPUTER	HI/M	25841208694	06	EXCEEDED SALES THRESHOLD	\$4,142 46
323	ANALYTICAL COMPUTER	HI/M	25841208694	06	EXCEEDED SALES THRESHOLD	\$1,017 00
323	ANALYTICAL COMPUTER	HI/M	25841208694	06	EXCEEDED SALES THRESHOLD	\$1,949 00
323	ANALYTICAL COMPUTER	HI/M	25841208694	06	EXCEEDED SALES THRESHOLD	\$12,360 00
323	ANALYTICAL COMPUTER	HI/M	25841208694	06	EXCEEDED SALES THRESHOLD	\$14,559 00
323	ANALYTICAL COMPUTER	HI/M	25841208694	06	EXCEEDED SALES THRESHOLD	\$1,986 00
323	ANALYTICAL COMPUTER	HI/M	25841208694	06	EXCEEDED SALES THRESHOLD	\$665 00
324	ANALYTICAL COMPUTER	HI/M	25841208694	06	EXCEEDED SALES THRESHOLD	\$3,410 00
324	ANALYTICAL COMPUTER	HI/M	25841208694	06	EXCEEDED SALES THRESHOLD	\$240 00
324	ANALYTICAL COMPUTER	HI/M	25841208694	06	EXCEEDED SALES THRESHOLD	\$1,635 00
324	ANALYTICAL COMPUTER	HI/M	25841208694	06	EXCEEDED SALES THRESHOLD	\$10,850 00
324	ANALYTICAL COMPUTER	HI/M	25841208694	06	EXCEEDED SALES THRESHOLD	\$10,080.00
324	ANALYTICAL COMPUTER	HI/M	25841208694	06	EXCEEDED SALES THRESHOLD	\$18,297.58
327	ANALYTICAL COMPUTER	HI/M	25841208694	06	EXCEEDED SALES THRESHOLD	\$166,162 92
330	ANALYTICAL COMPUTER	HI/M	25841208694	06	EXCEEDED SALES THRESHOLD	\$963.34
340	ANALYTICAL COMPUTER	HI/M	25841208694	06	EXCEEDED SALES THRESHOLD	\$304 78
405	ANALYTICAL COMPUTER	HI/M	25841208694	06	EXCEEDED SALES THRESHOLD	\$29,416 00
405	ANALYTICAL COMPUTER	HI/M	25841208694	06	EXCEEDED SALES THRESHOLD	\$75 00
405	ANALYTICAL COMPUTER	HI/M	25841208694	06	EXCEEDED SALES THRESHOLD	\$1,748 10
405	ANALYTICAL COMPUTER	HI/M	25841208694	06	EXCEEDED SALES THRESHOLD	\$10,335 00
405	ANALYTICAL COMPUTER	HI/M	25841208694	06	EXCEEDED SALES THRESHOLD	\$445.00
405	ANALYTICAL COMPUTER	HI/M	25841208694	06	EXCEEDED SALES THRESHOLD	\$6,863 00
405	ANALYTICAL COMPUTER	HI/M	25841208694	06	EXCEEDED SALES THRESHOLD	\$1,919 00
405	ANALYTICAL COMPUTER	HI/M	25841208694	06	EXCEEDED SALES THRESHOLD	\$1,935 00
405	ANALYTICAL COMPUTER	HI/M	25841208694	06	EXCEEDED SALES THRESHOLD	\$725 00
405	ANALYTICAL COMPUTER	HI/M	25841208694	06	EXCEEDED SALES THRESHOLD	\$53,110 00
405	ANALYTICAL COMPUTER	HI/M	25841208694	06	EXCEEDED SALES THRESHOLD	\$919 00

** PLEASE SEE HUB GRADUATION REPORT FOR GRADUATION DATES **

GENERAL SERVICES COMMISSION
 REVENUE REPORT FOR GRADUATED VENDORS BY AGENCY
 FOR FISCAL YEAR 2000

AGENCY	VENDOR NAME	ETHNICITY/ GENDER	VID NUMBER	CATEGORY CODE	GRADUATION REASON	AMOUNT
405	ANALYTICAL COMPUTER	HI/M	25841208694	06	EXCEEDED SALES THRESHOLD	\$359 00
405	ANALYTICAL COMPUTER	HI/M	25841208694	06	EXCEEDED SALES THRESHOLD	\$649 00
451	ANALYTICAL COMPUTER	HI/M	25841208694	06	EXCEEDED SALES THRESHOLD	\$605 64
453	ANALYTICAL COMPUTER	HI/M	25841208694	06	EXCEEDED SALES THRESHOLD	\$201 46
453	ANALYTICAL COMPUTER	HI/M	25841208694	06	EXCEEDED SALES THRESHOLD	\$627 00
453	ANALYTICAL COMPUTER	HI/M	25841208694	06	EXCEEDED SALES THRESHOLD	\$594 00
453	ANALYTICAL COMPUTER	HI/M	25841208694	06	EXCEEDED SALES THRESHOLD	\$225 00
453	ANALYTICAL COMPUTER	HI/M	25841208694	06	EXCEEDED SALES THRESHOLD	\$1,926 00
453	ANALYTICAL COMPUTER	HI/M	25841208694	06	EXCEEDED SALES THRESHOLD	\$4,143 95
453	ANALYTICAL COMPUTER	HI/M	25841208694	06	EXCEEDED SALES THRESHOLD	\$215 00
454	ANALYTICAL COMPUTER	HI/M	25841208694	06	EXCEEDED SALES THRESHOLD	\$113 68
478	ANALYTICAL COMPUTER	HI/M	25841208694	06	EXCEEDED SALES THRESHOLD	\$279 00
501	ANALYTICAL COMPUTER	HI/M	25841208694	06	EXCEEDED SALES THRESHOLD	\$4,836 00
501	ANALYTICAL COMPUTER	HI/M	25841208694	06	EXCEEDED SALES THRESHOLD	\$15,230 00
501	ANALYTICAL COMPUTER	HI/M	25841208694	06	EXCEEDED SALES THRESHOLD	\$3,070 00
501	ANALYTICAL COMPUTER	HI/M	25841208694	06	EXCEEDED SALES THRESHOLD	\$3,755 00
501	ANALYTICAL COMPUTER	HI/M	25841208694	06	EXCEEDED SALES THRESHOLD	\$18,331 00
501	ANALYTICAL COMPUTER	HI/M	25841208694	06	EXCEEDED SALES THRESHOLD	\$47,647 60
506	ANALYTICAL COMPUTER	HI/M	25841208694	06	EXCEEDED SALES THRESHOLD	\$5,244.50
517	ANALYTICAL COMPUTER	HI/M	25841208694	06	EXCEEDED SALES THRESHOLD	\$2,980 00
529	ANALYTICAL COMPUTER	HI/M	25841208694	06	EXCEEDED SALES THRESHOLD	\$12,357 80
530	ANALYTICAL COMPUTER	HI/M	25841208694	06	EXCEEDED SALES THRESHOLD	\$436 10
530	ANALYTICAL COMPUTER	HI/M	25841208694	06	EXCEEDED SALES THRESHOLD	\$1,652 50
530	ANALYTICAL COMPUTER	HI/M	25841208694	06	EXCEEDED SALES THRESHOLD	\$420 00
530	ANALYTICAL COMPUTER	HI/M	25841208694	06	EXCEEDED SALES THRESHOLD	\$11,078 00
530	ANALYTICAL COMPUTER	HI/M	25841208694	06	EXCEEDED SALES THRESHOLD	\$2,591 00
530	ANALYTICAL COMPUTER	HI/M	25841208694	06	EXCEEDED SALES THRESHOLD	\$70 00
551	ANALYTICAL COMPUTER	HI/M	25841208694	06	EXCEEDED SALES THRESHOLD	\$320 46
555	ANALYTICAL COMPUTER	HI/M	25841208694	06	EXCEEDED SALES THRESHOLD	\$3,504 48
556	ANALYTICAL COMPUTER	HI/M	25841208694	06	EXCEEDED SALES THRESHOLD	\$545 86
582	ANALYTICAL COMPUTER	HI/M	25841208694	06	EXCEEDED SALES THRESHOLD	\$141,206.54
601	ANALYTICAL COMPUTER	HI/M	25841208694	06	EXCEEDED SALES THRESHOLD	\$7,361.00
601	ANALYTICAL COMPUTER	HI/M	25841208694	06	EXCEEDED SALES THRESHOLD	\$3,368 00
601	ANALYTICAL COMPUTER	HI/M	25841208694	06	EXCEEDED SALES THRESHOLD	\$646,820 00
601	ANALYTICAL COMPUTER	HI/M	25841208694	06	EXCEEDED SALES THRESHOLD	\$16,170 00
601	ANALYTICAL COMPUTER	HI/M	25841208694	06	EXCEEDED SALES THRESHOLD	\$408 00
655	ANALYTICAL COMPUTER	HI/M	25841208694	06	EXCEEDED SALES THRESHOLD	\$374 36
696	ANALYTICAL COMPUTER	HI/M	25841208694	06	EXCEEDED SALES THRESHOLD	\$31,935 00
701	ANALYTICAL COMPUTER	HI/M	25841208694	06	EXCEEDED SALES THRESHOLD	\$207,231.08
711	ANALYTICAL COMPUTER	HI/M	25841208694	06	EXCEEDED SALES THRESHOLD	\$4,999 96
714	ANALYTICAL COMPUTER	HI/M	25841208694	06	EXCEEDED SALES THRESHOLD	\$485 10
718	ANALYTICAL COMPUTER	HI/M	25841208694	06	EXCEEDED SALES THRESHOLD	\$9,125 76
719	ANALYTICAL COMPUTER	HI/M	25841208694	06	EXCEEDED SALES THRESHOLD	\$16,335 62

** PLEASE SEE HUB GRADUATION REPORT FOR GRADUATION DATES **

GENERAL SERVICES COMMISSION
 REVENUE REPORT FOR GRADUATED VENDORS BY AGENCY
 FOR FISCAL YEAR 2000

AGENCY	VENDOR NAME	ETHNICITY/ GENDER	VID NUMBER	CATEGORY CODE	GRADUATION REASON	AMOUNT
723	ANALYTICAL COMPUTER	HI/M	25841208694	06	EXCEEDED SALES THRESHOLD	\$235.20
723	ANALYTICAL COMPUTER	HI/M	25841208694	06	EXCEEDED SALES THRESHOLD	\$583,751.87
730	ANALYTICAL COMPUTER	HI/M	25841208694	06	EXCEEDED SALES THRESHOLD	\$666.40
731	ANALYTICAL COMPUTER	HI/M	25841208694	06	EXCEEDED SALES THRESHOLD	\$27,593.86
732	ANALYTICAL COMPUTER	HI/M	25841208694	06	EXCEEDED SALES THRESHOLD	\$19,913.60
733	ANALYTICAL COMPUTER	HI/M	25841208694	06	EXCEEDED SALES THRESHOLD	\$11,198.46
733	ANALYTICAL COMPUTER	HI/M	25841208694	06	EXCEEDED SALES THRESHOLD	\$34,805.00
734	ANALYTICAL COMPUTER	HI/M	25841208694	06	EXCEEDED SALES THRESHOLD	\$174.44
735	ANALYTICAL COMPUTER	HI/M	25841208694	06	EXCEEDED SALES THRESHOLD	\$6,648.32
737	ANALYTICAL COMPUTER	HI/M	25841208694	06	EXCEEDED SALES THRESHOLD	\$752.64
739	ANALYTICAL COMPUTER	HI/M	25841208694	06	EXCEEDED SALES THRESHOLD	\$85,829.38
742	ANALYTICAL COMPUTER	HI/M	25841208694	06	EXCEEDED SALES THRESHOLD	\$3,138.94
743	ANALYTICAL COMPUTER	HI/M	25841208694	06	EXCEEDED SALES THRESHOLD	\$5,537.00
743	ANALYTICAL COMPUTER	HI/M	25841208694	06	EXCEEDED SALES THRESHOLD	\$416.50
743	ANALYTICAL COMPUTER	HI/M	25841208694	06	EXCEEDED SALES THRESHOLD	\$31,119.00
751	ANALYTICAL COMPUTER	HI/M	25841208694	06	EXCEEDED SALES THRESHOLD	\$3,445.68
753	ANALYTICAL COMPUTER	HI/M	25841208694	06	EXCEEDED SALES THRESHOLD	\$199.00
753	ANALYTICAL COMPUTER	HI/M	25841208694	06	EXCEEDED SALES THRESHOLD	\$286.00
753	ANALYTICAL COMPUTER	HI/M	25841208694	06	EXCEEDED SALES THRESHOLD	\$201,178.32
753	ANALYTICAL COMPUTER	HI/M	25841208694	06	EXCEEDED SALES THRESHOLD	\$915.00
760	ANALYTICAL COMPUTER	HI/M	25841208694	06	EXCEEDED SALES THRESHOLD	\$11,860.94
763	ANALYTICAL COMPUTER	HI/M	25841208694	06	EXCEEDED SALES THRESHOLD	\$1,089.76
764	ANALYTICAL COMPUTER	HI/M	25841208694	06	EXCEEDED SALES THRESHOLD	\$1,557.22
765	ANALYTICAL COMPUTER	HI/M	25841208694	06	EXCEEDED SALES THRESHOLD	\$355.74
781	ANALYTICAL COMPUTER	HI/M	25841208694	06	EXCEEDED SALES THRESHOLD	\$53,482.52
781	ANALYTICAL COMPUTER	HI/M	25841208694	06	EXCEEDED SALES THRESHOLD	\$362.00
785	ANALYTICAL COMPUTER	HI/M	25841208694	06	EXCEEDED SALES THRESHOLD	\$338.10
787	ANALYTICAL COMPUTER	HI/M	25841208694	06	EXCEEDED SALES THRESHOLD	\$621.32
788	ANALYTICAL COMPUTER	HI/M	25841208694	06	EXCEEDED SALES THRESHOLD	\$1,375.92

VENDOR TOTAL. \$4,819,120.94

TOTAL NUMBER OF HUBS THIS FISCAL YEAR 2

TOTAL REVENUE HUBS RECEIVED THIS FISCAL YEAR \$4,828,576.10

** PLEASE SEE HUB GRADUATION REPORT FOR GRADUATION DATES **

ATTACHMENT 1

STATE DEPOSITORY LIBRARIES LISTING

FY '00 ANNUAL HUB REPORTS AVAILABLE AT TEXAS STATE DEPOSITORY LIBRARIES

FISCAL YEAR 2000 SEMI-ANNUAL HUB REPORT

CITY	LIBRARY NAME	PHONE NUMBER
Abilene	Abilene Public Library	(915) 677-2474
Alpine	Sul Ross State University	(915) 837-8124
Amarillo	Amarillo Public Library	(806) 378-3054
Arlington	University of Texas at Arlington	(817) 273-3000
Austin	Legislative Reference Library	(512) 463-1252
	Texas State Library	(512) 463-5455
	University of Texas at Austin Center for American History	(512) 495-4515
	University of Texas at Austin Tarlton Law Library	(512) 471-7726
Beaumont	Beaumont Public Library	(409) 838-6606
	Lamar University	(409) 880-8118
Brownsville	University of Texas at Brownsville	(210) 544-8220
Canyon	West Texas A&M University	(806) 651-2205
College Station	Texas A & M University	(409) 845-8111
Commerce	Texas A & M University - Commerce	(903) 886-5716
Corpus Christi	Corpus Christi Public Library	(512) 880-7000
	Texas A & M University at Corpus Christi	(512) 994-2623
Dallas	Dallas Public Library	(214) 670-1400
	Southern Methodist University	(214) 768-2331
Denton	Texas Woman's University	(940) 898-2665
	University of North Texas	(940) 565-2870
El Paso	El Paso Public Library	(915) 543-5413
	University of Texas at El Paso	(915) 747-5683
Fort Worth	Fort Worth Public Library	(817) 871-7706
	Texas Christian University	(817) 921-7669

CITY	LIBRARY NAME	PHONE NUMBER
Houston	Houston Public Library	(713) 247-2700
	Rice University	(713) 527-4022
	Texas Southern University	(713) 527-7147
	University of Houston	(713) 743-9800
	University of Houston at Clear Lake	(713) 283-3930
Huntsville	Sam Houston State University	(409) 294-1613
Kingsville	Texas A & M University at Kingsville	(512) 595-3416
Laredo	Texas A & M International University	(210) 326-2400
Lubbock	Texas Tech University	(806) 742-2261
Nacogdoches	Stephen F. Austin State University	(409) 468-4101
Odessa	Ector County Library	(915) 332-6502
	University of Texas of the Permian Basin	(915) 552-2371
Prairie View	Prairie View A & M University	(409) 857-2012
Richardson	University of Texas at Dallas	(214) 883-2950
San Angelo	Angelo State University	(915) 942-2222
San Antonio	Saint Mary's University	(210) 436-3441
	San Antonio Central Library	(210) 207-2500
	Trinity University	(210) 736-8121
	University of Texas at San Antonio	(210) 691-4570
San Marcos	Southwest Texas State University	(512) 245-2133
Stephenville	Tarleton State University	(817) 968-9246
Tyler	University of Texas at Tyler	(903) 566-7340
Victoria	University of Houston at Victoria	(512) 572-6421
Waco	Baylor University	(254) 710-1268
Wichita Falls	Midwestern State University	(817) 689-4165
OUT OF STATE	Library of Congress State Documents Section Exchange and Gift Division Washington, DC 20540	(202) 707-5243

Source: http://www.tsl.state.tx.us/lrsd/statepubs/depository_libraries.html

ATTACHMENT 2

HUB REPORTING PROCEDURES

TABLE OF CONTENTS
HUB Reporting Procedures

General Information	2
Reporting Format for The Semi-Annual and Annual HUB Reports	2
State of Texas Unadjusted HUB Goals	5
Multiple PIN/VID Numbers	5
HUB Application Processing Timelines	6
HUB Certification and Compliance Procedures	6
HUB Certification Application (Dated 12/99)	7
Expenditure (Object) Codes Included in HUB Report	8
Reporting of Supplemental Summary Letter	10
Sample Supplemental Summary Letter	11
Reporting Supplemental Reports	12
HUBs Participating in State Bond Issuances	13
HUBs Submitting Bids/Proposals	13
Number of Contracts Awarded to HUBs.....	13
Supplemental Timelines	12
Supplemental Reports Form	13
Format for Electronic Submission of Payment Data	14
Reporting of Treasury Funds	15
Reporting of Non-Treasury Funds	16
Reporting of Term Contracts	18
Reporting of Subcontractor Funds	18
Avoiding HUB Subcontract Discrepancies	20
Example Scenarios for Submitting HUB Subcontracting Data	20
Department of Information Resources (DIR) Purchases	21
Texas Public Finance Authority (TPFA)	21
Reporting of Procurement Card HUB Purchases	21
Reporting of Group Purchases Program	23
HUB Strategic Plan Progress Reports	24
HUB Report Order Form	26
Contact List	27

Attachments (A - C)

HISTORICALLY UNDERUTILIZED BUSINESS (HUB) REPORTING PROCEDURES

GENERAL INFORMATION

According to the Texas Government Code, Title 10, Subtitle D, Section 2161, the General Services Commission (GSC) is responsible for managing the State's Historically Underutilized Business (HUB) Program for ethnic minority and women-owned businesses. GSC, along with the Comptroller of Public Accounts, is required to prepare a 6-month (Semi-Annual) and a 12-month (Annual) statewide-consolidated HUB Report of total expenditures. The report identifies the purchases in six (6) procurement categories described as Heavy Construction, Building Construction, Special Trade, Professional Services, Other Services and Commodities. The report also identifies total dollar amount of contracts awarded the total dollar amount of contracts awarded to Non-HUBs, and the total dollar amount of contracts awarded to GSC certified HUBs by each state agency and institutions of higher education. This report must be submitted to the Governor, the presiding officer of each House of the Legislature, the members of the Legislature, and the Joint Committee on HUBs.

REPORTING FORMAT FOR THE SEMI-ANNUAL AND ANNUAL HUB REPORTS

The HUB Report is printed on 8 1/2" x 11" paper. The format for the HUB Report reflects six (6) procurement categories and six (6) unadjusted HUB goals which are further broken down into "Adjusted HUB goals" and "Other HUB goals". The report shows one agency per individual page. The Comptroller assigned object (expenditure) codes approved/included to be used in compiling the HUB Report are on Attachment A. The Semi-Annual and Annual HUB Reports are now available for a fee through an ordering process. The statewide HUB report is also available on the Internet via the following web address: <http://www.gsc.state.tx.us/proc.info.html>

Legislation mandates that the HUB Report contains total expenditure data for all funds: treasury, non-treasury (local funds) and subcontract data. Each agency and institution of higher education is held accountable for the data reported by their respective agency or institution. **Treasury** data will be reported to the GSC by the Comptroller's Office for each agency and institution of higher education. **Non-treasury** data, **subcontract** data, and **procurement card HUB purchases** must be reported to the GSC by each agency and institution of higher education. GSC will only receive the expenditure data through an electronic transfer of data or on a diskette. The GSC's established reporting format is outlined in these procedures. The expenditure data received will be merged to compile the HUB Report.

The following object codes will be excluded: Object codes for benefits, claims and judgments, interfund transfer, interagency payments, investments, other expenses (7071-7806), payment of interest, payment of principal, public assistance payments, rental and leases, utilities, salaries, wages, travel, grants, scholarships, real estate purchases, right-of-way, "NONE", "BOND", object codes 7303, 7382, and 7421. See Attachment A for a list of Comptroller assigned object codes identified in the Texas Disparity Study conducted by the National Economic Research Associates, Inc. (NERA) and administered by the Comptroller's Office will be used in compiling the HUB Report. Interagency payments made to other state agencies and institutions of higher education are excluded if the agency's Comptroller assigned identification number, not the agency's federal identification number, is used for payment. The agency's Comptroller assigned identification number is in the following format: prefix digit (one digit), base number (nine digits), check digit (one digit), and mail code (three digits). The 9-digit base number for all state agencies and institution of higher education is the 3-digit agency code repeated three times. For example, GSC's Comptroller assigned PIN is 3-303303303-7. The last digit is a check digit (mod ten calculation assigned by the computer). Please call the Comptroller's Payee Section at (512) 463-3660 for check digit information. In addition, payments to Texas Industries for the Blind and Handicapped (TIBH) using vendor identification number 1-741976051-1 are also excluded.

The **treasury, non-treasury, subcontract, and term contract** data received for the 12 month reporting period (September 1, 1999 - August 31, 2000) for the 2000 Fiscal Year (FY '00) Annual HUB Report will be consolidated and programmed by GSC. The system will electronically cross reference the State's certified HUB Directory to search for the first 11 digits of the Vendor Identification Number (VID). All PIN/VID number matches will be used to record each agency's and institution's total dollar amount of contract awards to certified HUBs. The FY '00 Annual HUB Report will show the total expenditures with all vendors, the total spent with Non-HUBs, and the total spent with certified HUBs for each state agency, institution of higher education, and the State as a whole. For compiling the HUB Report, minority women certified as HUBs will

be counted as an ethnic minority. The "Woman" category will include all American women other than Black, Hispanic, Asian Pacific, or Native American women. The GSC HUB Certification Directory tracks businesses by ethnicity and gender.

Data for the consolidated total expenditures, (treasury, non-treasury, subcontracting, delegated, open market, term contracts, emergency, proprietary, catalogue, exempt, etc.) must be reported to the GSC according to these reporting procedures and legislative mandated timelines. The summary of these payments will form the total expenditure for each agency from which the percentage of the HUB purchases is derived. If the due date for HUB Report data is on a weekend (i.e., Saturday or Sunday), all data will be due on the weekday (Friday) prior to the weekend.

Statewide Reporting Period	6 Month Report (Semi-Annual)	12 Month Report (Annual)
Submit data paid during this range	9/1/(Current FY) - 2/28 or 29/(Current FY)	9/1/(Current FY) - 8/31/(Current FY)
HUB Report data submittal timeline	3/15/(Current FY)	9/15/(Current FY)
HUB Report available after	4/15/(Current FY)	10/15/(Current FY)

Data Included in HUB Report:

- ◆ **Expenditure Codes** - Only records with allowed object codes are processed (see Attachment A of these procedures for a list of Procurement Categories to be used for compiling the HUB Report, which identifies the included object codes). The only exception is 7391 (Central Supply Store) which may only be used by agency 303 (GSC).
- ◆ **Treasury** - The total expenditure data reported is based on funds maintained in the State Treasury and paid through and reported by the Comptroller's Office to GSC for each state agency or institution of higher education.
- ◆ **Non-Treasury** - The total expenditure data reported is based on funds paid, compiled and reported to GSC by the contracting state agency or institution of higher education which are not maintained in the State Treasury (i.e. local funds).
- ◆ **Sub-Contractor** - The data reported is based on payments made by a Non-HUB Prime Contractor, vendor or supplier under contract with a state agency or institution of higher education to a HUB Subcontractor certified by GSC. The contracting state agency or institution of higher education must report this subcontracting data to GSC. If the Prime Contractor is a HUB, then the agency should NOT report the HUB subcontracting although it is tracked. If the Prime Contractor is a HUB, then the agency is already receiving 100% HUB credit for the payments made to the HUB Prime Contractor (provided the HUB performs 25% of the total value of the contract with its employees). In this scenario, if the agency also reported the HUB Subcontracting by the HUB Prime Contractor then the agency would be getting double HUB credit.

The object code reported for a HUB Subcontractor payment should be based on the object code used to pay the Non-HUB Prime Contractor. Therefore, when an agency or institution is reporting HUB Subcontractor data, the agency must report the HUB Subcontractor payment using the same object code used to pay the Non-HUB Prime Contractor. The Non-HUB Prime Contractor pays the HUB Subcontractor from the payments received from the agency or institution. GSC uses the total paid within an object code to identify the Non-HUB Prime dollars spent and derive at a percentage for HUB Subcontracting. As a rule, the total paid to the HUB Subcontractor should not exceed the total paid to the Non-HUB Prime Contractor. If the object code total for the HUB Subcontractor amount reported is greater than the grand total for the same object code, the HUB subcontracting records will be identified as inaccurate and will be rejected.

- ◆ **DIR Data** - Reported by the Comptroller's Office on behalf of the Department of Information Resources (DIR) for each agency or institution who purchases through DIR's Cooperative Contracts Program. An agency or institution of higher education reporting non-treasury funds should not report DIR purchases. Comptroller will report these purchases for each agency or institution. If non-treasury funds are used to pay DIR, once DIR receives the funds and they are deposited in the State Treasury, the payments to the vendors are now made by DIR with treasury funds. DIR staff enters in USAS the purchasing agency's or institution's number in the "comp/agy obj" field. The Comptroller's Office pulls the purchasing agency's or institution's number from the field and replaces DIR's agency number 313 for all purchases made through DIR's Cooperative Contracts Program. This will include the reporting of the agency's or institution's non-treasury purchases as well as the treasury data as a DIR purchase.
- ◆ **TPFA Data** - Reported by the Comptroller's Office on behalf of the Texas Public Finance Authority (TPFA) for each agency or institution of higher education who finances large purchases through TPFA. TPFA staff enters in USAS the purchasing agency's or institution's 3-digit number participating in the

master lease-purchasing program in the "comp/agy obj" field. The Comptroller's Office pulls the purchasing agency's number from the "comp/agy obj" field and replaces TPFA's agency number 347 for all master lease purchases made out of Fund 735 Appropriation 05755 by the Texas Public Finance Authority. The Comptroller's then reports it to GSC with the treasury data.

- ◆ **Interagency Payments** - Interagency Payments are excluded if the agency's or institution's Comptroller assigned identification number, NOT the federal identification number, is used for payment. The 9-digit base number for all state agencies/institutions is the agency's 3-digit agency code repeated three times. For example, GSC's Comptroller assigned PIN is 3-303303303-7. The last digit is a check digit (mode ten calculation assigned by the computer). Please call the Comptroller's Payee Section at (512) 463-3660 for check digit information. Payments to Texas Industries for the Blind and Handicapped (TIBH), vendor identification number 1-741976051-1 are excluded provided that the VID listed here is used for the payment.
- ◆ **Term Contract** - If the payment is identified as a Term Contract, it is excluded from each agency's/institution's total expenditure base and shown as a separate line item. In accordance with legislation, Term Contracts will be subtracted from each agency's/institution's base totals and will be shown under GSC's Central Procurement Services. Purchase Category Codes (PCC) identifies Term Contracts. The Vendor Identification (VID) is also verified as a term contract vendor against GSC purchase order history file. Listed below are the PCCs used to identify a term contract:
 - A** - Purchase of items from GSC term contracts using the GSC automated purchasing system (Automated purchase orders). See GSC Rule 1TAC 113.10 - GSC Term Contract Purchase.
 - B** - Purchase of a pre-scheduled bid opening date, allowing the GSC to confirm orders for goods (e.g., calendars, groceries, fertilizer, etc.). See GSC Rule 1TAC 113.10 GSC Term Contract Purchase.
 - C** - Purchases from GSC Non-Automated Term Contracts using hard copy requisition/purchase order forms rather than the automated purchasing system (Re: PCC "A"), (e.g., custom blank forms, custom printing on envelopes, paper, etc.). See GSC Rule 1TAC 113.10 GSC Term Contract Purchase.
 - J** - Purchases of books and other library materials on contracts (Term Contract - Commodity Class 715). See GSC Rule 1TAC 113.10 - GSC Contract Purchase.

Note 1: To report non-treasury term contracts use "A", "B", "C", or "J" as the "1 character" type of record. Non-treasury dollars are still coded "N" and non-treasury and treasury subcontracting dollars are still coded "S". Please refer to pages 17-18 of these procedures for information regarding the format for submitting non-treasury and/or subcontracting data.

Note 2: The procurement card is a payment method and its use is not to circumvent any statutory or regulatory purchasing requirements. For example, the use of CMBL for obtaining three bids with a minimum of two bids from HUBs and QISV purchasing procedures. Procurement card purchases using treasury funds are identified using PCC "H" (not PCC "A") and procurement card purchases using non-treasury funds are identified through payment identifier "N", and the Bank of America's (BOA) VID number. If the payment identifier or BOA's VID number is identified as a procurement card purchase, it will remain in each agency's and universities' total expenditure base.

STATE OF TEXAS UNADJUSTED HUB GOALS

Effective in FY '96, the State of Texas no longer has an overall HUB goal. There are six procurement categories and each procurement category has an unadjusted (overall) goal which is further divided into two sub goals (adjusted HUB goal and other HUB goal), see table below. The six procurement categories and HUB goals are based on the results of the Texas Disparity Study, which was administered by the Comptroller's Office and conducted by National Economic Research Associates, Inc. (NERA) in December 1994. The Texas Disparity Study HUB goals were determined based on availability and utilization of HUBs. Texas law mandated GSC to promulgate rules to implement the results of the study. These goals were adopted by GSC and became effective in October 1995. The current six procurement categories for the State of Texas are Heavy Construction, Building Construction, Special Trade, Professional Services, Other Services, and Commodity Contracts. Each unadjusted HUB goal for each Procurement Category is further divided into two sub goals: Adjusted HUB and Other HUB goals as follows:

<u>Procurement Category</u>	<u>Unadjusted HUB Goal</u>	<u>Adjusted HUB Goal</u>	<u>Other HUB Goal</u>
Heavy Construction:	11.9%	6.6% (BL, HI, AS, NA)	5.3% (WO)
Building Construction:	26.1%	25.1% (BL, HI, WO)	1.0% (AS, NA)
Special Trade:	57.2%	47.0% (BL, HI)	10.2% (AS, NA, WO)
Professional Services:	20.0%	18.1% (BL, HI, WO)	1.9% (AS, NA)
Other Services:	33.0%	33.0% (BL, HI, AS, NA, WO)	N/A
Commodity Purchasing:	12.6%	11.5% (BL, HI, WO)	1.1% (AS, NA)

HUB Groups are identified as follows:

NA = Native American

AS = Asian Pacific American;

BL = Black American;

HI = Hispanic American;

WO = American Woman (all women excluding AI, AS, BL, and HI women).

For more details on HUB Goals (adjusted & unadjusted), please refer to the Texas Disparity Study. GSC HUB Rules and the GSC Chairman's letter dated September 13, 1995, regarding "Implementation of New HUB Rules, ITAC 111.11-111.24".

MULTIPLE PIN/VID NUMBERS

To ensure that state agencies and institutions of higher education receive HUB credit for awards made to GSC Certified HUBs, use the HUB Vendor Identification (VID) number when making the payment to the HUB. The HUBs 11-digit VID number issued on the Purchase Order must match the 11-digit VID number used by the agency's accounting office to make payment to the HUB. State agencies and universities will only receive HUB credit for payments made to HUBs, which are actively certified by GSC during the reporting period. This is determined by matching the 11-digit VID number used for certification with the 11-digit VID number used for issuing the purchase order with the 11-digit VID number used for making the payment.

The GSC HUB Certification and Compliance Program uses the 11-digit **VID** number as the certification number. This 11-digit VID number is printed on the HUB certificate. State agencies and universities may search for HUBs by using the vendor's name, VID number, HUB Category Codes or Commodity Code (effective 12/01/99). Please see the GSC electronic HUB Directory located at the following Internet address: <http://www.gsc.state.tx.us/cmbl/hubonly.html>. The HUB category codes are:

- 01 - Heavy Construction other than Building Contracts
- 02 - Building Construction, including General Contractors and Operative Builders
- 03 - Special Trade Construction
- 04 - Financial and Accounting Services
- 05 - Architectural/Engineering and Surveying Services
- 06 - Other Services including Legal Services
- 07 - Commodities Wholesale
- 08 - Commodities Manufacturers
- 09 - Medical

This is in addition to the commodity code class and item search available on the Centralized Master Bidders List (CMBL). Located at the following Internet address: <http://www.gsc.state.tx.us/cmbl/cmblhub.html>

The GSC Certification/Compliance Team accesses the Comptroller's Texas Payee Identification System (TPIS) to verify the payment history under the VID number submitted by the vendor on the application (**This verification does not automatically confirm the correct assigned VID**). GSC follows the same guidelines for VID numbers set by the Comptroller's Office based on the type of ownership. If the 9-digit base number is a federal VID Employer Identification Number (**EIN**), then the prefix digit is a one (1). If the nine digit base number is a **Social Security Number (SSN)**, then the prefix digit is two. In addition, if the 9-digit base number is a **Comptroller assigned temporary number**, then the prefix digit is a three. Sole proprietorships are identified under an assigned federal EIN number or a social security number. If your agency determines that there is a VID number discrepancy in GSC's certification records, the Comptroller's records, and/or your agency's payment records for the same vendor, your agency should notify the vendor and GSC Certification Team at (512) 463-5872 or 1-888-863-5881. By notifying GSC's Certification Team, research will be conducted and the GSC's vendor record will be updated accordingly. GSC will list the most current number as the active number based upon the documentation received for certification. Notification to the requesting agency regarding the correct VID number for the certified HUB will be rendered by GSC's Certification Team. Once the research is complete, the Comptroller's Office and your agency's Accounting Office must also update the vendor's record by inactivating or deleting multiple or old PIN/VID numbers.

HUB APPLICATION PROCESSING TIMELINES

GSC is committed to processing all thoroughly completed HUB applications received within 30 days. To be certified as a HUB, the applicant must meet all the eligibility requirements under the HUB Program including active participation and control in the management of the business' affairs. Due to the high volume of applications traditionally received in the last month of the reporting periods (February and August), GSC must implement a cut off date in order to guarantee the processing. All thoroughly completed applications received within the timelines outlined below will be processed and included in compiling the HUB Report.

Fiscal Year Report Timelines	Agency Submittal	GSC Application Processing
9/1/ (Current FY) - 2/29/ (Current FY)	2/15/ (Current FY)	3/15/ (Current FY)
9/1/ (Current FY) - 8/31/ (Current FY)	8/15/ (Current FY)	9/15/ (Current FY)

HUB CERTIFICATION AND COMPLIANCE PROCEDURES

The objective of the HUB Certification and Compliance Program is to ensure all eligible HUBs who apply for HUB certification are certified, and those businesses are audited to maintain the integrity of the certification program. All applications received for certification or recertification are entered into GSC's Certification Application Tracking Database (Lotus Notes), and are visually checked for completeness, original signatures, and the submission of all required documents. The Certification Application Tracking Database assists GSC in determining the status of any application from the initial date of receipt to the date processed. The Certification Team makes determinations of eligibility through a certification/compliance review.

The Commission will conduct a compliance review of all applicants seeking initial certification and/or renewal of certification (if necessary). The Commission also reserves the right conduct on-site review based upon the following criteria:

- **External Reporting** - Complaints received in writing by the HUB Certification/Compliance Team from other state agencies and external customers or other political subdivisions.
- **Random Selection** - The Certification/Compliance Team may select, at random, any certified HUB that has completed an application for certification with the State through the GSC. This is an automated selection/function by city, county, or zip code.

Compliance reviews are conducted to determine HUB eligibility during the certification process. All applications entered into the electronic HUB Directory with a "P" (**PENDING**) status are not approved and will not be included or counted on the HUB Report. **The "P" status will be changed to "A" (ACTIVE) after the compliance review is completed and a determination is rendered that the business is eligible.**

After the Certification/Compliance Team has completed the compliance review, all applicants/businesses are given the opportunity to appeal the Commission's determination of ineligibility (denial/revocation) within 30 days. Applicants that do not appeal in the allotted time will become inactive and identified with status code "X" (AUDIT REMOVAL) in the HUB database. Questions regarding the reasons for audit removal should be directed to the HUB Compliance Team at (512) 463-3419.

The HUB Reporting program identifies HUBs as follows:

- ◆ **HUB CREDIT** - If a payment made to an 11-digit VID is identified as a GSC certified HUB, it is added to the total expenditure column and either the "Adjusted" HUB column or the "Other" HUB column.
 - All records with approved code 'A', regardless of expiration dates
 - All records with the status code of "D, G, I, M, O, V, X" and the **date off is within the fiscal year** reporting period (i.e. 9/1 - 8/31 of the current fiscal year), then the agencies receive HUB credit

- ◆ **NO HUB CREDIT** - If a payment made to an 11-digit VID cannot be identified as a HUB, then the amount is added to the total expenditure column and the Non-HUB column.
 - All records with status code of "P, R or N"
 - All records with the status code of "D, G, I, M, O, V, X" and the **date off is outside reporting period** (i.e. 9/1 - 8/31 of the previous fiscal year) then the agencies receive NO HUB credit

If a HUB vendor is certified at anytime during a reporting period, (i.e. 9/1 - 8/31), an agency will receive HUB credit for the entire fiscal year (retroactive). In addition, if a vendor is decertified at any time during the reporting period (i.e., beginning, middle or end of the fiscal year), your agency will still receive HUB credit for the entire fiscal year.

There are eleven Status Codes in the GSC HUB Directory. These status codes are identified below:

A - Active	I - INACTIVE TxDOT	R - Rejection
D - Decertified TxDOT	M - Mail Returned	V - Vendor Requested Removal
G - Graduated	N - Not HUB	X - Audit Removal
O - Old VID	P- Pending a Review	

HUB CERTIFICATION APPLICATION (DATED 12/99)

GSC implemented a new HUB application to prepare for the new Centralized Master Bidders' List requirements mandated by legislation. Effective September 1999, GSC moved from a "mid-level certification program" to a "full-level certification program." Under GSC's full-level certification program, businesses are now required to submit documentation to determine their eligibility. Businesses certified under the full-level certification program are approved through a compliance review. The full-level certification program is consistent with other reputable certification entities and will assist GSC in developing a reciprocal certification initiative.

Required Documentation: Texas Government Code, Chapter 2161, authorizes the Commission to establish HUB Rules and procedures for the implementation of the HUB Certification and Compliance Programs. In accordance with GSC's adopted HUB Rules, Section 111.17 (b), "If requested by the Commission, the applicant must provide any and all materials and information necessary to demonstrate active participation in the control, operation, and management of the historically underutilized business." A legible copy of each document outlined on page 7 and 8 of the HUB application titled "Required Documentation for HUB Certification" must accompany Section II of the application for the business structure identified below:

- Sole Proprietorship / Self Employed: Business structure is solely owned 100% percent by one individual identified within the eligible HUB groups, regardless of the employment of additional staff
- Partnership: At least two or more persons who are identified within the eligible HUB groups own 51% percent of the assets or interest. Individuals must have proportionate interest and demonstrate active participation in the partnership's affairs.
- Corporation: At least one or more persons within the eligible HUB groups own 51% percent of all classes of stock or equitable securities.
- Joint Venture: Each entity involved in the joint venture must meet HUB eligibility requirements for certification (i.e., if a joint venture is made up of two sole proprietorships, each sole proprietorship will submit separate documents to identify themselves as such).

Other Legal Recognized Business Entities: Under the Laws of the State of Texas, businesses created for the purpose of making a profit in which 51 percent of the assets and interest or class of stock and equitable securities are owned by one or more persons within the eligible HUB groups. For example: (i.e. Limited Liability Companies/Corporations, Limited Liability Partnerships).

In accordance with House Bill 625, 75th Legislative Session, codified at Section 552.127 (a), Texas Government Code, all information and documentation submitted in conjunction with a HUB certification and compliance review is exempt from public disclosure.

The new Centralized Master Bidders List (CMBL) and Historically Underutilized Business (HUB) applications with instructions are located at the following Internet address: <http://www.gsc.state.tx.us/hubbid/bidsrvs.html#Applications For Downloading>

EXPENDITURE (OBJECT) CODES INCLUDED IN HUB REPORT (SEE ATTACHMENT A)

The object codes included in the HUB Report were reviewed and developed by a subcommittee of the HUB Cooperative Committee, which evaluated all existing Comptroller object codes. The subcommittee reviewed each object code definition and made a determination whether to include or exclude the object code. The selection criteria allows and includes all object codes that pertain to the purchase of goods, services, public works contracts and excludes all object codes that pertain to benefits, claims and judgments, interfund transfer, interagency payments, investments, other expenses (7071-7086), payment of interest, payment of principal, public assistance payments, rental and leases, utilities, salaries, wages, travel, grants, scholarships, real estate purchases, right-of-way, "NONE", "BOND", object codes 7303, 7382, and 7421. Total expenditures are awarded contracts with allowable object codes, which are actually paid, from treasury and non-treasury funds. This includes delegated, open market, term contracts, proprietary, emergency purchases, and exempt purchases.

In December, 1994, the National Economic Research Associates, Inc. (NERA) conducted the Texas Disparity Study and presented a report to the Texas Legislature as mandated by H.B. 2626, 73rd Legislature. Within this report, NERA used a list of object codes and corresponding procurement categories to conduct the study, which identified results of State agencies' expenditures and utilization with HUBs. The GSC includes only the object codes used in the Texas Disparity Study as part of the HUB Report and excludes those codes and categories, which were not included.

IMPORTANT NOTE: GSC requires that each state agency and institution of higher education obtain joint agreement and approval from the GSC (HUB Reporting Section and the Comptroller's Office, Claims Division) when requesting changes to the approved/included list of object codes. The requesting agency or institution of higher education should make the object code change request to the GSC HUB Reporting Section and copy the Comptroller's Office, Claims Section. If requesting a new object code then the request should be made to the Comptroller's Office, Claims Section and copy the GSC HUB Reporting Section.

GSC and the Comptroller's Office will then make the determination about whether the change to the object code or the new object code should be included or excluded in the HUB Report. It is the intent of the GSC to include only those object codes that have been identified within the 1994 State of Texas Disparity Study. Likewise, it was never the intent of the statute (H.B. 2626) to exclude any contract opportunities, which may be categorized under an excluded object code. GSC and the Comptroller's Office developed an automated HUB Report using the existing resources available through the current system. The system is consistent and measures all agencies equally. For the purpose of the HUB Report, an object code is either entirely included or entirely excluded. Therefore, if a contract is awarded under an excluded object code, then HUB credit cannot be received because the contract dollars are not part of the agency's or institution's total expenditures. GSC encourages agencies to seek creative options to report good faith efforts and contract opportunities from the excluded object codes. It may require an agency or institution to shift from the current way of coding an excluded contract by breaking down the contract and using included object codes for coding part of the contract. See the examples below:

Example #1 - 7666 - Medical Services and Specialties - The Texas Department of Health (TDOH) has a large client service contract with National Heritage Insurance Company (NHIC). NHIC is the Health Care Financing Program's Prime Contractor for processing insurance claims for the Texas Medicaid Program. This contract is classified under object code 7666 (an exempt code). NHIC subcontracted part of the contract with a HUB. Since the NHIC contract is not part of the base for this agency's or institution's total expenditures, HUB subcontracting cannot be reported. In order for TDOH to receive HUB subcontracting credit, all expenditures under 7666 must be included, not just the NHIC contract. This would adversely affect TDOH's overall percentage and would greatly influence other state agencies as well. For example, the NHIC contract could be coded as follows:

If the NHIC contract was a \$10 million dollar contract and the actual payments made by NHIC to clients for medical reimbursements was \$7 million, the remaining \$3 million would be the amount paid to NHIC for administering this client reimbursement contract. GSC proposes that only \$7 million (actual client reimbursements) should be coded as 7666. The other \$3 million should be coded under an object code from the included list of objects codes used to compile the HUB Report which will best describe the service that NHIC is performing. All questions regarding expenditure codes should be directed to the Comptroller's Office, Claims Division at (512) 463-4850. Any other contracts with related administrative fees must be included under the same selected object code so that TDOH can hold NHIC accountable for subcontracting with HUBs. TDOH can then submit the HUB subcontractor dollars and receive credit on the HUB Report.

Example #2 - 7462 - Rental of Office Buildings or Office Space - The Texas Department of Human Services (TDHS) has very large leasing contracts throughout the State. The expenditure (object) code for leasing (7462) is currently exempt from the HUB Report. However, within a lease contract, there are contracting opportunities where a good faith effort could be made. A lease contract can be broken down to reflect the actual services performed within a lease contract. For example, at a minimum, the following object codes could be used to report services included in a full lease or a net lease contract: **7277 - Cleaning Services; 7271 - Maintenance and Repair - Grounds and Land; 7266 - Maintenance and Repair - Buildings.**

Breaking down the lease contracts with these included expenditure codes allows TDHS to hold the lessor accountable for subcontracting with HUBs. TDHS can now be measured on all transactions that are within the included expenditure codes and receive full credit through the HUB Report for their committed efforts. **All subcontracting must be reported under the same object code in which the Prime Contractor was paid.**

REPORTING OF SUPPLEMENTAL SUMMARY LETTER (Optional)

In accordance with GSC Rule 111.13 (d), a state agency may also demonstrate good faith efforts under this section by including a supplemental letter with documentation as prescribed by the Commission:

1. identifying the percentage of contracts awarded to women and/or minority-owned businesses that are not certified as HUBs;
2. demonstrating that a different goal from that identified in Section 111.13 (b) was appropriate given the agency's mix of purchases;
3. demonstrating that a different goal was appropriate given the particular qualifications required by an agency for its contracts; or
4. demonstrating that a different goal was appropriate given that graduated HUBs cannot be counted toward the goal.

The summary letter must outline an agency's or institution's good faith efforts regarding procurement opportunities for HUBs. The summary letter should provide a more comprehensive representation of the entity's efforts and may address any unique purchasing requirements not directly reflected within the totals and percentages. **This letter may also document the use of graduated HUBs no longer certified by the GSC and the dollar amount of actual payments made.** The format of the summary should be as follows:

- ◆ The one page supplemental summary letter must be on an original agency letterhead paper (standard 8½ x 11);
- ◆ The first line should be the title line, which should include the agency's 3-digit number. For example:

"Supplemental Summary for FY '00 Semi-Annual or Annual HUB Report for Agency 303"

- ◆ Please **do not** include date, and address, or salutation line;
- ◆ Suggested font size should not be less than "10". The margins should be at least 1.5 inches;
- ◆ The supplemental summary letter must be in portrait print view;
- ◆ An agency's or institution's President, Commissioner, Board Member, Executive Director or Purchasing Director must sign the summary letter;
- ◆ The agency address, phone number and/or e-mail address should be listed in the body of letter or contained on the letterhead;
- ◆ A point of contact and phone number should be included in the body of the letter;
- ◆ An original, unfolded, unstapled supplemental summary letter must be submitted to Angie B. Brown, GSC HUB Reporting Coordinator, for inclusion in the HUB Report by March 15, 2000 or September, 15, 2000. (Please do **not** submit your agency's supplemental letter to the GSC HUB Programmer).

Summaries of a negative tone towards another governmental agency will NOT be published. The subject of the summary must be directly related to your agency's Good Faith Efforts. Again, this one page supplemental summary letter is not mandatory but must be submitted according to these guidelines and the timelines listed. If an agency or institution is electronically submitting non-treasury, HUB subcontracting, HUB procurement card and purchasing data or group purchasing data to the GSC's Systems Analyst, please ensure an original supplemental summary is forwarded separately to GSC's HUB Reporting Coordinator. See a sample summary letter on the following page.



COMPTROLLER OF PUBLIC ACCOUNTS

P.O. BOX 13528
AUSTIN, TX 78711-3528

Supplemental Summary for the FY 00 Semiannual HUB Report (Agency 304)

The Comptroller of Public Accounts continues to make a good faith effort to assist Historically Underutilized Businesses (HUB) by promoting equal opportunity for all businesses to provide goods and services needed to support the Agency's operations. Overall, we achieved 29.1% spent with HUBs in all categories.

In the Commodities category, \$1,989,564 was awarded to HUBs. Of this \$1,517,015 went to Asian Pacific owned businesses, which are considered overutilized HUBs. Our overall HUB percentage in the Commodities category is 20.36% which exceeds our unadjusted goal of 12.6%.

In the Other Services category there were various major projects such as the need for additional proprietary software for our new mainframe computer and project management such as Application Development Environment and USAS development which required us to amend current contracts. The large dollars spent on these projects affected our ability to achieve the 33% goal. We did achieve 31.72% in this category.

In the Special Trade category we have only two large contracts. One is with a woman owned business, and the other contract for electrical services is a renewal of a Fiscal Year 1999 contract. This renewal contract is a woman owned business that graduated from the HUB program in January 1999.

The Comptroller's utilizes the following activities to confirm our commitment to the HUB program:

- Internal polices that require HUB subcontracting good faith effort guidelines and goals are included in all written specification and contracts. This provides for greater awareness within the vendor community of the Comptroller's commitment to the HUB program.
- Participation in economic opportunity forums held throughout the state of Texas.
- Attend General Services Commission HUB cooperative meetings to keep abreast of current legislation and changes to the HUB program.
- Advertise in various minority news media publications.

The Comptroller's office will continue to strengthen its HUB program by working to increase opportunities for HUB participation in all categories pertaining to our agency.

REPORTING OF SUPPLEMENTAL REPORTS (Required)

The Legislature has established reporting requirements for state agencies and institutions of higher education on contracting with HUBs. In accordance with Senate Bill 178 codified in the Texas Government Code, Section 2161.122 subsection (c) state agencies shall report to the General Services Commission (GSC) the following information classified by group status as defined in Texas Government Code, Title 10 Subtitle D, Chapter 2161.001(3) by ethnicity and gender.

HUBS PARTICIPATING IN STATE BOND ISSUANCES (REQUIRED)

1. **Number of HUBs participating in state bond issuances (applicable to State of Texas Bond Issuers).** This applies to agencies listed at the following Internet address: <http://www.brb.state.tx.us/brbpages/finance/issuers.html>. State agencies and institutions of higher education who issue bonds are required to report to the (GSC) the number of HUBs who participated in the agency's bond issuance classified by group status. An authorized agency representative (see next page for reporting format) must sign the report.

HUBS SUBMITTING BIDS/PROPOSALS (REQUIRED)

2. **Number of HUBs submitting bids and/or proposals for the acquisition, construction, equipping, or operational implementation of state facilities or programs.** State agencies and institutions of higher education are required to report to (GSC) the number of HUBs submitting bids and/or proposals for the acquisition, construction, equipping, or operational implementation of state facilities or programs. An authorized agency representative must sign the report. This report is not limited to construction or facilities, but tracks all HUB bids and proposals received (not HUB bids solicited or HUB Bids awarded) for the purchase of goods and services are included (see next page for reporting format). The number of bids (quotes or offers) and proposals to include and document in this reporting requirement are:

- Delegated Purchases (informal (telephone) & formal (written)) Bids
- Open Market (Commodity & Services) Bids
- Qualified Information System Vendor (QISV)/Catalogue Bids
- Request for Proposals/Competitive Sealed Proposals
- Emergency Bids
- Proprietary Bids
- Term Contract Bids (if applicable).

NUMBER OF CONTRACTS AWARDED TO HUBS (REQUIRED)

3. **Effective September, 1999**, each state agency shall report to the Commission the number of contracts awarded to HUBs .

SUPPLEMENTAL LETTER AND SUPPLEMENTAL REPORTS TIMELINES

Fiscal Year Report Timelines	Supplemental Reports & Letters	HUB Report Available
9/1/(Current FY) - 2/29/(Current FY)	3/15/(Current FY)	4/17/(Current FY)
9/1/(Current FY) - 8/31/(Current FY)	9/15/(Current FY)	10/16/(Current FY)

Note: The HUBs State Bond Issuances Report the HUB Bids and Proposals Received Report and the Number of Contracts Awarded to HUBS Report may be mailed or faxed to (512) 305-9072. Mail your reports and supplemental letters to:

US Mail Delivery

General Services Commission
Attn.: GSC's HUB Reporting Coordinator
PO Box 13047
Austin, Texas 78711-3047

Hand Delivery/Overnight Delivery/Interagency Mail

Central Services Building
Attn.: GSC's HUB Reporting Coordinator, 3rd floor
Suite 307
1711 San Jacinto
Austin, Texas 78701

Note: The GSC will be working collectively with the Comptroller's office to identify a tracking mechanism in the USAS to track the contracts of each agency.

HUBs Participating in State Bond Issuances (REQUIRED)
(Applicable to State of Texas Bond Issuers)

Fiscal Year ____ Semi-Annual or Annual HUB Report

Agency Name _____ Agency Number _____

Ethnic and Gender Categories	AS		BL		HI		NA		WO	Total
	M	F	M	F	M	F	M	F	F	
Number of HUBs participating in state bond issuances										

Authorized Signature

Phone Number

Printed Name

Title

Date

HUBs Submitting Bids and/or Proposals (REQUIRED)
(Applicable to all state agencies & institutions of higher education.)

Fiscal Year ____ Semi-Annual or Annual HUB Report

Agency Name _____ Agency Number _____

Ethnic and Gender Categories	AS		BL		HI		NA		WO	Total
	M	F	M	F	M	F	M	F	F	
Number of HUB Bids/Proposals Received:										

Authorized Signature

Phone Number

Printed Name

Title

Date

Number of Contracts Awarded to HUBS (REQUIRED)
(Applicable to all state agencies & institutions of higher education.)

Fiscal Year ____ Semi-Annual or Annual HUB Report

Agency Name _____ Agency Number _____

Ethnic and Gender Categories	AS		BL		HI		NA		WO	Total
	M	F	M	F	M	F	M	F	F	
Number of Contracts Awarded										

Authorized Signature

Phone Number

Printed Name

Title

Date

AS=Asian Pacific; BL=Black; HI=Hispanic; NA=Native American; WO=Woman Owned; M= Male; F= Female

NOTE: The number of bids (quotes or offers), proposals and number of contracts awarded to include and document in this reporting requirement are: Delegated Purchases {informal (telephone) & formal (written)} Bids, Open Market (Commodity & Services) Bids, Qualified System Vendors (QISV)/Catalog Bids, Request for Proposal/Competitive Sealed Proposals, Emergency Bids, Proprietary Bids, and Term Contract Bids (if applicable).

ELECTRONIC SUBMISSION OF PAYMENT DATA

State agencies and institutions of higher education with non-treasury funds, which **are not maintained** in the State Treasury (i.e. local funds), subcontracting, group purchasing, term contract, or procurement card purchases are **required** to submit payment data to GSC. Payment data, to compile the HUB report, must be submitted electronically via FTP, e-mail, or diskette to Nydia Heintz, Systems Analyst. Following are helpful instructions for submitting electronic payment data as well as some additional information needed for accurate record keeping and for confirming receipt of data by GSC.

I. **Format of Electronic Data (for all methods of data submission)**

The electronic payment information for the HUB Report must be saved in ASCII or text format. It is preferable that you put all of your payment data in one file, however, multiple files are acceptable, just be sure to indicate that you are submitting more than one file so we can make sure ALL the data you send is included in the report. The payment data must be stored in the following sequence:

Agency Code	5 characters / with leading zeroes
VID	11 characters / no dashes, spaces, or alpha
Vendor Name	20 characters / upper case with trailing spaces
Object Code	4 characters / 4-digit code
Dollar Amount	12 characters / leading zeroes, first 9 are whole dollars, next is a period, last 2 decimals, if negative precede with a dash
Type of Record	1 character / 'N' for Non-Treasury, 'S' for Subcontracting, 'G' for Group Purchasing, 'A' or 'B' or 'C' or 'J' for Term Contract, 'H' for Credit Card

For example:

```
0072915209401020BATTERIES INC 7300-00006320.88G
0072919413818337BIO-RAD LABORATORIES7310000000093.00G
0072919426404653GENERAL MEDICAL CORP7300000000684.54G
0072919426404653MCKESSON GENERAL MED7300000002632.90G
```

II. **Naming Files (for all methods of data submission)**

When you save your payment data in electronic format, please use the following guidelines to name your file(s):

999_FY#.HUB where 999 represents your agency number and "#" is the FY designator (e.g., 0 for fiscal year 2000).

III. **Methods of Data Submission:**

A. FTP (File Transfer Protocol) instructions are as follows:

1. From DOS, type the following:
 - FTP
 - spgsc.gsc.state.tx.us/user=684_PU_PR/pass=(call Nydia Heintz to get password)
 - Put (name of input file) (name of output file)
 - Quit
2. Please call (512-463-2919) or e-mail Nydia to let her know you have FTP'd your files and include the following information:

- * **Contact Name**
- * **Agency Name**
- * **Phone Number**
- * **E-mail address**
- * **Number of files and records submitted**

B. E-mail

You can e-mail your payment data to nydia.heintz@gsc.state.tx.us. Please be sure to use the same data format and naming conventions described in items I and II above. Also, please make sure to include **in your e-mail**, the following contact information:

- * **Contact Name**
- * **Agency Name**
- * **Phone Number**
- * **E-mail address**
- * **Number of files and records submitted**

C. Diskette

You can mail your payment data on computer diskette to one of the addresses listed below. Please be sure to use the same data format and naming conventions described in items I and II above. Also, please make sure to include **on the diskette label** the following contact information:

- * **Your Name**
- * **Agency Name**
- * **Phone Number**
- * **E-mail address**
- * **Number of files and records submitted**

US Mail Delivery

General Services Commission
Attn: Nydia Heintz
P.O. Box 13047
Austin, TX 78711-3047

Overnight Delivery

Central Services Building
Attn: Nydia Heintz
1711 San Jacinto, 1st flr. Rm. 191
Austin, TX 78701

Note: GSC receives many electronic files through various means from various sources. In order to ensure that all of the payment data you send to GSC gets included in the HUB Report, it is imperative that you provide your contact information so that we can confirm receipt of the data.

You may submit test data at anytime during the reporting period to ensure the format of the data submitted is correct. The test data must be identified as **test data**. It is recommended that the test data be submitted at least **two weeks** before the reporting timeline to verify correct format and to allow time for format changes.

If you have any questions relating to **submitting electronic payment data**, you may contact Nydia Heintz at (512) 463-2919 or by e-mail at nydia.heintz@gsc.state.tx.us.

REPORTING OF TREASURY FUNDS (DATA WILL BE REPORTED BY THE COMPTROLLER'S OFFICE FOR EACH STATE AGENCY/INSTITUTION OF HIGHER EDUCATION)

Treasury funds are funds, which are deposited and maintained in the State Treasury. These are payments made (not processed) during the reporting period from treasury funds. These are purchases of goods, services, and public works contracts (which include delegated, open market, term contracts, proprietary, QISV, emergency and exempt purchases) from the approved/included list of object codes. These payments are processed and reported by the Comptroller's Office for each state agency and institution of higher education. The treasury data reported will be identified by using the Comptroller's object codes listed on Attachment A. **State agencies, which only have treasury funds and do not use subcontractors, do not need to report any data to GSC.**

Format for Electronically Submitting Treasury Data (the Comptroller's Format)

ASCII detail records with the following fields:

- | | | |
|---|------------------------------|--|
| <ul style="list-style-type: none"> • Payee/Vendor Identification | <p>11 numeric characters</p> | <p>If the PIN/VID contains more than 11 numeric characters, submit only the first Eleven. No dashes, spaces or characters are allowed.</p> |
| <ul style="list-style-type: none"> • Agency Code | <p>3 characters</p> | <p>For example, 303</p> |
| <ul style="list-style-type: none"> • Object Code | <p>4 characters</p> | <p>The 4-digit object code must be on the approved/included list of object codes.</p> |
| <ul style="list-style-type: none"> • Dollar Amount | <p>13 numeric characters</p> | <p>First 10 are whole dollars, then a period, and the last two are decimals.</p> |
| <ul style="list-style-type: none"> • Vendor Name | <p>20 characters</p> | <p>Uppercase. If less than 20 characters, fill in with spaces after the vendor name. A, B, C, J or blank space (for non-term contracts).</p> |
| <ul style="list-style-type: none"> • TPFA Identifier | <p>1 character</p> | <p>Y (for TPFA).</p> |
| <ul style="list-style-type: none"> • DIR Identifier | <p>1 character</p> | <p>Y (for DIR).</p> |

Note: The contract identifier is requested because GSC must identify and report all Term Contracts (automated, scheduled, and non-automated). These would be the ones with the Purchase Category Codes (PCC) of **A** = automated term contracts, **B** = scheduled purchases, **C** = non-automated term contracts and **J** = books, library reference materials on contract (class 715). The PCC for procurement card payments to Bank of America (BOA) is "**H**" not "**A**".

REPORTING OF NON-TREASURY FUNDS (DATA MUST BE REPORTED BY EACH STATE AGENCY/INSTITUTION OF HIGHER EDUCATION)

Non-treasury Funds are funds, which are not deposited or maintained in the State Treasury. These are payments made (not processed) during the reporting period from non-treasury funds. These purchases of goods, services, and public works contracts (which include delegated, open market, term contracts, proprietary, QISV, emergency and exempt purchases) from the approved/included list of object codes. These payments are processed through a local bank (not through the Comptroller's Office) and must be reported by each state agency or institution. The non-treasury expenditure data will be reported to GSC by each state agency or institution of higher education that has non-treasury funds in accordance with the timelines and guidelines set by the Legislature. Using the approved Comptroller's object codes listed in Attachment A will identify the non-treasury data reported. Please exclude object codes relating to benefits, claims and judgments, interfund transfer, interagency payments, investments, other expenses (7071-7806), payment of interest, payment of principal, public assistance payments, rental and leases, utilities, salaries, wages, travel, grants, scholarships, real estate purchases, right-of-way, "NONE", "BOND", object codes 7303, 7382, and 7421.

Format for Electronically Submitting Non-Treasury (local funds) Data (the Programmer's Format)

State agencies and institutions of higher education submitting non-treasury ("N") data for the HUB Report are required to submit the detail summary records of each non-treasury payment made during the reporting period. The file may be electronically mailed to the address on the last page of these reporting procedures or submitted on a 3½" diskette in the format outlined below.

ASCII detail records with the following fields:

- | | | |
|---|------------------------------|---|
| <ul style="list-style-type: none"> • Agency Code | <p>5 characters</p> | <p>Fill with leading zeroes (i.e., 00303 or HW14).</p> |
| <ul style="list-style-type: none"> • Payee/Vendor Identification | <p>11 numeric characters</p> | <p>If the PIN contains more than 11 numeric (PIN/VID) characters, submit only the first 11. No dashes, spaces, or alpha characters are allowed.</p> |

- **Vendor Name** 20 characters Uppercase. If less than 20 characters, fill in with spaces after vendor name.
- **Object Code** 4 characters The 4-digit object code must be on the approved/included list of object codes.
- **Dollar Amount** 12 characters Fill with leading zeroes. First 9 characters are whole dollars, the next character is a period, and the last 2 are decimals. Fill with leading zeroes. If the amount is negative, precede with a dash ("-").
- **Type of Record** 1 character N, or A, B, C, J or H; "N" to identify non-treasury data (including payments to Procurement Card Vendor (Bank of America); "A, B, C or J" to identify non-treasury term contracts. Do not report twice. If non-treasury and a term contract use "A, B, C, or J". "H" to report and identify purchases made directly from HUBs using the procurement card as the method of payment and wanting HUB credit.

The following are example records submitted by agency 303:

0030317514873201BAILEY BOILER WORKS 7286000004635.65N
 0030324628870313SACHEM GROUP, THE 7286000003159.00A
 0030319416876654BANK OF AMERICA 7327000003000.00N
 0030317601161528NATEX CORPORATION 7324000001000.50H

- ◆ In the first record, agency 303 paid vendor 17514873201, BAILEY BOILER WORKS, under object code 7286, a total of \$4,635.65 from non-treasury funds.
- ◆ In the second record, agency 303 paid vendor 24628870313 SACHEM GROUP, THE under object code 7286 a total of \$3159.00 for a term contract payment from non-treasury funds.
- ◆ In the third record, agency 303 paid vendor 19416876654, BANK OF AMERICA, under object code 7327 a total of \$3,000.00 using non-treasury funds.
- ◆ In the fourth record, agency 303 paid vendor 17601161528, NATEX CORPORATION under object code 7324 a total of \$1,000.50.

Note: If a VID is submitted in an invalid format, not enough or too many numbers or the wrong prefix or check digit is use, then the VID cannot be validated to determine HUB status or term contract vendor status.

REPORTING OF TERM CONTRACTS

Term Contracts (automated, scheduled, non-automated, books and library reference materials on contract) will be identified and verified by the PCC and the vendor identification number (VID). In accordance with legislation, the Term Contracts will be subtracted from each agency's base total and will be shown under GSC's Central Procurement Section VI. It is an agency's or institution's responsibility to identify term contracts by entering the correct PCC in USAS when processing a payment voucher. The PCCs A, B, C and J will be used to identify the term contracts (automated, scheduled, non-automated, books and library reference material on contract (class 715)) paid from treasury funds. Non-treasury term contracts must be reported and identified (i.e., "A", "B", "C" or "J") for the Semi-Annual and Annual HUB Report. The state agency or institution will identify purchases from State Term Contracts, which are paid from non-treasury funds so that those purchases may be included in the GSC's Central Procurement Section.

Note: During the FY '97 HUB Report, the GSC began verifying and validating the treasury and non-treasury term contract payments identified through PCCs A, B, C or J. If the VID for term contract payment can be verified as a term contract vendor with GSC, then it will be subtracted from the agency's or institution's base total expenditures and shown in GSC's Central Procurement Services. If the VID for a term contract payment cannot be verified as a term contract vendor with GSC, then the payment will remain in the agency's base total expenditures. These payments will be shown in the agency's or institution's section (Section VII of the HUB Report). If a VID is submitted in an invalid format (not enough or too many numbers or the wrong prefix or check digit is used, then the VID cannot be validated to determine HUB status or term contract status. GSC includes the Term Contract vendor's VID number in the contract books, the microfiche distributed to agencies and institutions of higher education and on the Internet.

REPORTING OF SUBCONTRACTOR FUNDS (DATA MUST BE REPORTED BY EACH STATE AGENCY/INSTITUTION OF HIGHER EDUCATION)

Subcontractor Funds are payments made to GSC certified HUBs by a Prime Contractor or supplier under contract with the State. State agencies and institutions of higher education must submit the subcontracting participation for all Non-HUB contracts for the purchase of goods, services, and public works contracts paid (not processed) during the reporting period in accordance with the Texas Government Code, Title 10, Subtitle D, Chapter 2161.122 (b).

HUB Subcontracting **double reporting is not allowed on the HUB Report**. An agency or institution may receive 100% HUB credit participation if the Prime Contractor is a HUB and performs at least 25% of the work. The contracting agency or institution of higher education may submit subcontracting data to any tier until a HUB subcontractor is utilized. Once credit for doing business with a HUB is received, **no more credit** can be received, even if that HUB further subcontracts with another HUB.

When the prime contractor is a HUB, the contractor may satisfy the good faith effort requirement by performing at least 25% of the contract work in-house (refer to HUB PAR-A form). Any contractor that seeks to satisfy the good faith effort requirement in this manner shall report quarterly to the contracting agency or institution in the form required by the contracting agency or institution. The volume of work performed under the contract and the portion of the work that was performed in-house must be reported. If in any quarter a HUB prime contractor performs less than 25% of the contract work in-house, the HUB prime contractor shall be required to report subcontracting data as a "Non-HUB Prime Contractor" for the next quarter (refer to NON-HUB PAR form). These forms are available on the Internet at the following address: <http://www.gsc.state.tx.us/stpurch/forms/index.html>.

State agencies and institutions of higher education shall report subcontracting participation paid from treasury and non-treasury funds. However, if submitting subcontracting data from non-treasury funds, the agency or institution must have also reported their non-treasury funds detail records as outlined above. This Subcontracting expenditure data shall be reported to GSC by each state agency or institution that uses subcontractors in accordance with the guidelines and timelines set by the Legislature. Using the approved Comptroller's object codes shown in Attachment A will identify the subcontractor data reported.

150

For example, to receive credit for HUB subcontracting, state agencies and institutions of higher education must require their Prime Contractors to report HUB subcontracting. Progress of sub-contract amounts

actually paid to GSC certified HUBs should be documented, in writing, by Prime Contractors submitting invoices for payments to the paying agency or institution. The reporting agency should ensure the accuracy of the data reported by the Prime Contractor. The Prime Contractor payment data can be verified with the HUB subcontractor or by requiring the Prime Contractor to submit copies of canceled checks payable to the subcontractor with the subcontracting report to the agency. The agency or university must submit detail summary records to GSC of each HUB subcontractor payment made by a Prime Contractor to each HUB vendor for the specific object code which is being used to pay the Prime Contractor. The total spent with Prime Contractors for each object code reported will be determined by GSC from the consolidated data reported for each object code. This procedure for submitting data must be followed for each object code in which an agency or institution wants to receive credit for HUB subcontracting (such as the object codes relating to construction, legal, engineering, janitorial, etc.).

Format for Electronically Submitting Subcontract Data (Programmer's Format)

State agencies and institutions of higher education submitting subcontract ("S") data for the HUB Report are required to submit detail summary records of each subcontract payment made by a Prime Contractor to each HUB vendor for each specific object code. The total spent with Prime Contractors for each object code reported will be determined from the consolidated data reported for that object code. The HUB subcontractor data file may be submitted electronically via FTP, E-mail or 3 1/2" diskette to the address on the last page of these procedures in the format outlined below.

ASCII detail records with the following fields:

◆ Agency Code	5 characters	Fill with leading zeroes (i.e., 00303 or 0HW14).
◆ Payee/Vendor Identification	11 numeric characters	If the PIN contains more than 11 numeric (PIN/VID) characters, submit only the first 11. No dashes, spaces, or alpha characters are allowed.
◆ Vendor Name	20 characters	Uppercase. If less than 20 characters, fill in with spaces after vendor name.
◆ Object Code	4 characters	The 4-digit object code must be the same object code that was used to pay the Prime Contractor and must be on the HUB Report's approved/included list of object codes.
◆ Dollar Amount	12 characters	Fill with leading zeroes. First nine characters are whole dollars, the next character is a period, and the last two are decimals. Fill with leading zeroes. If the amount is negative, precede with a dash ("-").
◆ Type of Record	1 character	"S" to identify Sub-Contractor. "H" to report and identify purchases made directly from HUBs using the procurement card as the method of payment and wanting HUB credit.

The following are example detail records submitted by agency 303:

```
0030317601799384BLUE BOY VENDING 7341000300000.00S
0030317426913301RADCON INC 7341000200000.00S
```

In the records identified above, agency 303 is identifying a payment made to a HUB subcontractor. PIN/VID number 17601799384, BLUE BOY VENDING processed under object code 7341 (the same object code used to pay the Prime Contractor) in the amount of \$300,000.00. A second payment was made to a HUB subcontractor with PIN/VID number 17426913301, RADCON INC. This HUB subcontractor was processed under object code 7341 for \$200,000.00. The total spent with Prime Contractors for object code 7341 will be derived from the consolidated Non-HUB total (treasury + non-treasury) paid within this object code. If this object code total is less than the HUB subcontractor amount submitted for this object code, the records will be rejected and an exception report will be generated. The GSC will notify the agency of the discrepancy. If the discrepancy can be documented and resolved within 24 hours, the data records will be corrected. A HUB subcontractor cannot be paid more than the Prime Contractor.

AVOIDING HUB SUBCONTRACT DISCREPANCIES

During previous HUB Reporting periods, GSC has discovered discrepancies from agencies that submitted HUB subcontracting data. GSC identifies discrepancies in the following ways: 1) when comparisons are made between an agency's reported Non-HUB Prime Contractor expenditures and an agency's reported HUB subcontractor expenditures for the same object code. HUB subcontracting payments must not be more than the Non-HUB Prime Contractor payments. 2) HUB subcontracting double reporting is not allowed. An agency can submit HUB subcontracting dollars to any tier level until a HUB subcontractor is paid. Once HUB credit is received, HUB reporting is not allowed beyond the first level reported. 3) There are object codes, that are allowed on the HUB Report and object codes, that are not allowed. If an agency reports expenditures under object codes which are not allowed, the data records are not reported on the HUB Report. 4) The HUBs included in the agencies' HUB subcontracting data must be GSC HUB certified (under the VID number in the GSC HUB directory) in order for an agency to receive HUB credit on the Statewide HUB Report. When discrepancies have occurred, GSC has contacted the agency and requested that corrections to the data submitted are corrected or the records would not be accepted as HUB subcontracting. In addition, HUB subcontracting should only be reported to GSC when the Prime Contractor is a Non-HUB vendor. If the Prime Contractor is a HUB, the expenditures are recorded as a 100% HUB direct payment, not as a HUB subcontractor payment.

EXAMPLES FOR SUBMITTING HUB SUBCONTRACTING DOUBLE REPORTING CLARIFICATIONS

**Questions: Can second (2nd) tier HUB Subcontracting be reported?
What is HUB Subcontracting double reporting?**

Answer: You can submit HUB subcontracting dollars to any tier level until a HUB subcontractor is paid under the object codes that are allowed on the HUB Report. However, HUB subcontracting double reporting is not allowed. For example, once an agency receives HUB credit, whether it is at the prime level (first level/tier), or subcontractor (second or third level/tier), HUB subcontracting reporting is not allowed beyond the level/tier at which HUB dollars are reported and HUB credit is received. Here are a few examples:

First Level HUB Credit

If your agency uses a GSC certified HUB Prime Contractor (first level/tier) who performs at least 25% of the work, you will receive 100% HUB credit participation at the first level. You will want to track any subcontracting performed to ensure that the HUB prime is performing at least 25% of the contract, but you may not report HUB subcontracting because you are already receiving 100% credit. Reporting additional HUB subcontracting would be double reporting. The HUB prime vendor may subcontract with other HUB(s), but those HUB subcontracting dollars may not be reported. Subcontracting should be tracked only to ensure the HUB prime vendor is performing at least 25% of the contract.

EXAMPLE: If you award a \$100,000 contract to a GSC certified HUB vendor, your agency will receive \$100,000 or 100% HUB credit. If this HUB Prime Contractor subcontracts \$10,000 or 10% with another HUB and your agency reports these dollars, your agency would be reporting \$110,000 of HUB credit. Since the contract is, for only \$100,000 this would be double reporting \$10,000.

Second Level HUB Credit

If your agency uses a Prime Non-HUB Contractor, you may request the Prime Non-HUB Contractor to meet the good faith effort of subcontracting with HUB(s). Your agency may submit subcontracting data for the GSC certified HUB(s) utilized as a 1st level/first tier source for the Prime Non-HUB Contractor.

EXAMPLE: If you award a \$100,000 contract to a Prime Non-HUB Contractor (1st level/tier), and this Prime Non-HUB Contractor subcontracts \$10,000 or 10% with a GSC certified HUB (2nd level/tier) and your agency reports these dollars, your agency would be reporting \$10,000 or 10% of HUB credit.

Third Level HUB Credit

If your agency utilizes a Prime Non-HUB Contractor, and the subcontractor is also a Prime Non-HUB Contractor ((1st level/tier), and the subcontractor is also a Prime Non-HUB Contractor (this is considered the 2nd level/tier vendor), and the 2nd level/tier Non-HUB Subcontractor utilizes a GSC certified HUB subcontractor 3rd level/tier, your agency may report the 3rd level/tier HUB subcontracting. After this level (the level at which HUB subcontracting is utilized and reported) no additional HUB subcontracting credit can be received, even if the 3rd level/tier HUB further subcontracts with a 4th level/tier HUB.

EXAMPLE: If you award a \$100,000 contract to a Prime Non-HUB Contractor (1st level/tier), and this Prime Non-HUB Contractor subcontracts \$10,000 or 10% with a Non-HUB Subcontractor (2nd level/tier) and the Non-HUB subcontractor further subcontracts \$1,000 or 1% of total to original contract with a GSC certified HUB (3rd level/tier) and your agency reports the HUB subcontracting (3rd level/tier), your agency would report and receive \$1,000 or 1% HUB credit. If you have any further questions or need additional information, please contact GSC's HUB Reporting Coordinator at (512) 463-8055.

DEPARTMENT OF INFORMATION RESOURCES (DIR) PURCHASES

A state agency or university should not report any non-treasury DIR purchases. The Comptroller's Office reports to GSC on behalf of DIR for each agency participating in DIR's cooperative contracts program including purchases made for agencies using non-treasury funds. DIR enters in USAS the purchasing agency's number in the "comp/agy obj" field. The Comptroller's Office pulls the purchasing agency's number from the "comp/agy obj" field and replaces DIR's agency number 313 and reports it with treasury data. **For reconciliation purposes, a column has been added to the agency detail data to identify DIR purchases.** An agency may view detail data on the Internet. Instructions to access the Internet are on Attachment B. If you have questions about your agency's DIR detail records, please call Bill Peek at (512) 463-3253.

TEXAS PUBLIC FINANCE AUTHORITY (TPFA) PURCHASES

The Comptroller's Office reports to GSC on behalf of Texas Public Finance Authority for each agency who finances large purchases through TPFA. TPFA enters in USAS the purchasing agency's number in the "comp/agy obj" field. The Comptroller's Office pulls the purchasing agency's number from the "comp/agy obj" field and replaces TPFA's agency number 347 for all master lease purchases made out of Fund 735, Appropriation 05755 by the Texas Public Finance Authority and reports it to GSC with the treasury data. **For reconciliation purposes, a column has been added to the agency detail data to identify TPFA purchases.** An agency may view detail data on the Internet. Instructions to access the Internet are on Attachment B.

REPORTING OF PROCUREMENT CARD HUB PURCHASES (OPTIONAL)

Applicable only to state agencies and institutions of higher education participating in the procurement card program

TERM CONTRACT 946-A1

The procurement card is a payment method and is not to be used to circumvent any statutory or regulatory purchasing requirements, (e.g., use of CMBL for obtaining 3 bids with a minimum of 2 bids from HUBs, and QISV purchasing procedures, etc.). Procurement card purchases made with treasury funds are identified through PCC H (not PCC A), and the Bank of America (BOA) VID number. Although the BOA contract was awarded using the term contract procurement method it is not a term contract because it is method of payment. These payments made to BOA VID number with treasury funds will be

reported to GSC by the Comptroller's Office for each agency. If the VID is identified as a payment to BOA, it will remain in each agency's and institution of higher education's total expenditure base.

State agencies and institutions of higher education using non-treasury funds are **required** to submit the detail summary records of the total payments made to the procurement card vendor, BOA during the Semi-Annual and Annual HUB Reporting periods. These direct payments to BOA using non-treasury funds should be reported to GSC in the ASCII format below using an "N" as the type of record identifier.

In addition, an agency or institution of higher education may **choose** to track and report HUB expenditures when using the procurement card as a method of payment to offset or improve their overall HUB expenditures. If an agency or institution of higher education decides to track and report this data, then it must be reported to GSC in the ASCII format below using an "H" as the type of record identifier.

The data file may be submitted electronically via FTP, e-mail or 3 1/2" diskette to the address on the last page. Please see the format outlined below

ASCII detail records with the following fields:

◆ Agency Code	5 characters	Fill with leading zeroes (i.e., 00303 or 0HW14).
◆ Payee/Vendor Identification	11 numeric characters	If the PIN contains more than 11 numeric (PIN/VID) characters, submit only the first 11. No dashes spaces, or alpha characters.
◆ Vendor Name	20 characters	Uppercase. If less than 20 characters, fill in with spaces after vendor name.
◆ Object Code	4 characters	The 4-digit object code must be the same object code that was used to pay BOA and must be on the HUB Report's approved or included list of object codes.
◆ Dollar Amount	12 characters	Fill with leading zeroes. First nine characters are whole dollars, the next character is a period, and the last two are decimals. Fill with leading zeroes. If the amount is negative, proceed with a dash ("-").
◆ Type of Record	1 character	"N" to identify non-treasury payments made to BOA for all procurement card purchases; "H" to report and identify purchases made directly from HUBs using the procurement card as the method of payment and wanting HUB credit.

Payments made to BOA using non-treasury funds **must** be reported to GSC by the state agencies and institutions of higher education using these types of funds. Purchases made from HUBs using the procurement card as the method of payment **may** be reported to GSC at the option of the agency or institution of higher education. Please note that payments made to BOA using treasury funds **will be** reported to GSC by the Comptroller's Office for each agency or institution of higher education. The following are example records to be submitted by agencies when reporting their non-treasury payments to BOA and their HUB expenditures:

```
0030319416876654BANK OF AMERICA      7327000003000.00N
0030317601161528NATEX CORPORATION    7324000001000.50H
0030317514873201BAILEY BOILER WORKS 7327000001200.50H
0030324628870313SACHEM GROUP,THE    7327000000150.00H
```

- ◆ In the first record, agency 303 paid vendor 19416876654, BANK OF AMERICA, under object code 7327 a total of \$3,000.00 using non-treasury funds.

- ◆ In the second record, agency 303 paid vendor 17601161528, NATEX CORPORATION under object code 7324 a total of \$1,000.50.
- ◆ In the third record, agency 303 paid vendor 17514873201, BAILEY BOILER WORKS under object code 7327 a total of \$1200.50.
- ◆ In the fourth record, agency 303 paid vendor 24628870313, SACHEM GROUP, THE under object code 7327 a total of \$150.00.

By adding the three records identified with the "H", it can be determined that the total purchased from HUBs with the procurement card vendor for this reporting period was \$2,351.00. The BOA non-treasury payments will be added to the BOA treasury payments reported to by the Comptroller for each agency for a grand total paid to BOA by each agency. The total spent with HUBs must be less or equal to the total payments reported for BOA by the Comptroller's Office for treasury funds and by the agency for Non-treasury funds, if applicable. If the HUB totals are not less or equal to the total paid to BOA, the data will be considered inaccurate and will be rejected by the GSC HUB Reporting programs.

Note: Agencies and institutions may submit test data at any time during the reporting period to ensure that the electronic ASCII format of the data submitted is correct. The test data must be submitted at least four weeks before the timelines specified in these procedures to verify correct format and to allow time for format changes. Late reporting will not be accepted.

REPORTING OF GROUP PURCHASING PROGRAM (DATA MUST BE REPORTED BY EACH STATE AGENCY/INSTITUTION OF HIGHER EDUCATION PARTICIPATING IN A GROUP PURCHASING PROGRAM)

State agencies and institutions of higher education that participate in a group purchasing program under the Texas Government Code, Title 10, Subtitle D, Chapter 2161.122(c) and 2155.139(b) will include a separate report to the Commission for the total dollar amount by object code of each group purchase that is made through the participation of this group purchasing program. The total dollar amount of all object codes reported will form the total group purchasing expenditure for each agency or institution from which the percentage of HUB purchases is derived. **Although these group purchasing payments are also reflected in the total expenditure column of the consolidated HUB Report, GSC is required to include each agency's or institution's participation in this program and include amounts spent with HUBs in a separate section (Section III) of the HUB Report in accordance with The Texas Government Code, Chapter 2161.**

"G" records must also be reported as part of your detail records as either treasury "T" or non-treasury "N" depending on source of funding used when making payment. "G" records are technically reported twice (first, as a detail expenditure, and secondly, to separately identify those agencies or institutions that are participating in a group purchasing program).

Format for Electronically Submitting Group Purchasing Program (the Programmer's Format)

State agencies/institutions participating in a Group Purchasing Program ("G") are required to submit the detail summary records for each object code which the agency or institution participates. The file may be submitted electronically via FTP, e-mail or 3 1/2" diskette to the address on the last page in the format outlined below:

ASCII detail records with the following fields:

- | | | |
|--------------------------------------|-----------------------|---|
| ◆ Agency Code | 5 characters | Fill with leading zeroes (i.e., 00303 or 0HW14). |
| ◆ Vendor/Payee Identification | 11 numeric characters | If the PIN contains more than 11 numeric Number (VID/PIN) characters, submit only the first 11. No dashes, spaces, or alpha characters. |
| ◆ Vendor Name | 20 characters | Uppercase. If less than 20 characters, fill in with spaces after vendor name. |

◆ Object Code	4 characters	The 4-digit object code must be on the approved/included list of object codes.
◆ Dollar Amount	12 characters	Fill with leading zeroes. First nine characters are whole dollars, the next character is a period, and the last two are decimals. Fill with leading zeroes. If the amount is negative, precede with a dash ("-").
◆ Type of Record	1 character	"G" to identify separately Group Purchases.

The following is an example detail record submitted by agency 303:
0030319543470181WALKERS ELECTRONICS 7312000250000.00G

- ◆ In this record, agency 303 is identifying a payment made to vendor 19543470181, WALKERS ELECTRONICS processed under object code 7312 for \$250,000.00 through the participation of a Group Purchasing Program.

Note: Legislation mandates that Group Purchasing Participation be reported for the Semi-Annual and Annual HUB Report separately. Each group purchasing payment made from non-treasury funds must also be reported as a non-treasury detail record, which will be included in the non-treasury base for total expenditures. The Comptroller will report any payments made from treasury funds.

HUB STRATEGIC PLAN PROGRESS REPORTS
(Due November 30, 2000: Actual for FY 99, Actual for FY '00 and Goal for FY '01)

Note: The following report format is shown on the following page to assist your agency in preparation and completion of your agency's 1999 Annual Financial Report (AFR) due by November 30, 2000. As a courtesy reminder, the GSC will also re-submit this reporting format to agencies during the month of September 2000.

In accordance with Texas Government Code, Title 10, Subtitle D, Section 2161.124(a), each agency is required to prepare as part of its strategic plan, a written plan for increasing the agency's use of HUBs in purchasing (goods and services) and in public works contracts (construction). The GSC in cooperation with the State Auditor's Office has developed a standard form to report your agency's strategic plan progress report. To comply with the reporting requirements of this statute, the Appropriations Bill Rider has been amended to incorporate the strategic plan progress report with the Annual Financial Report (AFR) (see the 1998-99 General Appropriations Act, page IX-93, number 10) due by November 30th each year.

On the form below, please complete your actual HUB percentages as published in the State of Texas Annual HUB Report for Fiscal Year (FY) '99, FY '00 and your agency's goals for FY '01. Please refer to the FY '99 State of Texas Annual HUB Report to complete your agency's actual HUB goals for FY '99. The report may be viewed on the Internet at: http://www.gsc.state.tx.us/99_hub_gov_agy_rpt.

The hard copy version of the FY '00 State of Texas Semi-Annual HUB Report will be mailed after April 17, 2000 only to the agencies that submitted order request forms and will be made available on the Internet after April 17, 2000. Please refer to the FY '00 Semi-Annual and Annual HUB Report to complete your agency's actual HUB goals for FY '00. HUB Goals for FY '00 should be based on the Texas Disparity Study and GSC Rule 111.13. Each agency should determine and approve which HUB goals to use. Whether to use the unadjusted/overall goal or the adjusted HUB and/or other HUB goals for each of the six procurement categories.

The information shown below shall be included within the AFR in "Schedule 4, HUB Strategic Plan Progress Report" for state agencies and in "Schedule D-8, HUB Strategic Plan Progress Report" for institutions of

higher education. The HUB Strategic Plan Progress Reports are due by November 30, 1999 in the format shown below pursuant to Texas Government Code, Title 10, Subtitle D, Section 2161.124 (b). As each agency may have set internal deadlines to complete the AFR, please ensure the distribution of the completed form is coordinated through your agency's Fiscal Office before November 30. **Please do not submit your report to the GSC.** The HUB Strategic Plan Progress Report format is below:

Sample Agency (000)
 SCHEDULE (4 or D-8) - HUB Strategic Plan Progress Report
 For the Fiscal Year Ended August 31, 2000

(Source: Texas Government Code, Title 10, Subtitle D, Section 2161.124)

Goal = Strategic Plan HUB Goal Actual = % Spent with HUBs from HUB Report	Actual for FY '99	Actual for FY '00	Goal for FY '01
Heavy Construction other than building contracts			
Building Construction, including general contractors & operative builders contracts			
Special Trade Construction contracts			
Professional Services contracts			
Other Services contracts			
Commodities contracts			

Prepared By: _____
 (Signature Approval)

Approved: _____
 (Signature Approval)

Printed Name: _____

Printed Name: _____

Phone Number: _____

Phone Number: _____

HUB REPORT ORDER FORM

During previous fiscal years, the GSC distributed two courtesy copies of the reports to the Executive Director or equivalent and Purchasing Director of each agency and institution of higher education. Effective FY '99, the GSC will provide copies of the HUB Report to agencies and institutions of higher education under a cost recovery advanced ordering process. Internet access of the HUB Reporting data is free and is highly encouraged. The following reports will be available during FY '99 to view or download from the web address: <http://www.gsc.state.tx.us/procinfo.html>.

- > FY '99 Annual HUB Report
- > FY '00 Semi- Annual HUB Report (available at 5:00 p.m., April 17,2000)

According to Chapter 2161.121(e) of the Texas Government Code, Title 10, and GSC Rule 111.16, the GSC will provide members of the Joint Select Committee on HUBs with copies of the Semi-Annual and Annual HUB Report. For the Semi-Annual and Annual HUB Reports, GSC will mail copies to the Presiding Officers of each House, the Joint Select Committee on HUBs, members of the House and members of the Senate who request copies. Additionally, by law, the GSC shall deposit copies of both reports in the State Law Library.

To receive a hard copy of the HUB Report, please complete and return a copy of the completed HUB Report order form to GSC HUB Reporting Coordinator. For the Semi-Annual HUB Report, forms are to be submitted prior to April 15 and prior to September 15 for the Annual HUB Report. Please see a copy of the order form on the next page. GSC must receive your order forms before the dates indicated to establish an appropriate printing volume. Copies of the HUB report will be mailed to the ship-to address **only**. It is the responsibility of each agency and university to determine ordering quantities, to determine internal distribution, and to ensure that internal agency personnel receive requested copies.

State agencies and institutions of higher education should submit a purchase order number or a copy of a purchase order at the time an order is requested. The cost of the FY '99 Annual and FY '00 Semi-Annual Reports will be based on a cost recovery basis and may not be determined until the actual reports are printed due to certain cost variables. Based on a cost recovery assessment, the FY '99 Annual HUB Report should be approximately \$42.00 per copy and postage is set at \$2.70 per HUB Report for agencies outside of the Austin area.

HUB REPORT ORDER FORM

Agency Code	Agency Name /Ship-To Address	City	State	Zip Code
Order Option	FY '99 Annual HUB Report- Distribution Option			Order Quantity
1-A	Picked Up at GSC HUB Reporting Section (No Tax or Postage)			
2-A	Mailed (Austin/Local Address) Interagency (No Tax or Postage)			
3-A	Mailed with Address Outside of Austin (No Tax / \$2.70 Postage Added)			
Order Option	FY '00 Semi-Annual HUB Report - Distribution Option			Order Quantity
1-SA	Picked Up at GSC HUB Reporting Section (No Tax or Postage)			
2-SA	Mailed (Austin/Local Address) Interagency (No Tax or Postage)			
3-SA	Mailed with Address Outside of Austin (No Tax / \$2.70 Postage Added)			
Purchase Order Number	Purchasing Agent Signature Authorization	Printed Name or Typed Name		Phone Number

- **Deadline For FY '99 Annual HUB Report Order Form:**
Send completed order forms by **September 15, 1999**
- **Deadline For FY '00 Semi-Annual HUB Report Order Form:**
Send completed order forms by **March 15, 2000**

Mail Order Request Forms to:
General Services Commission
Business Services Division
Attn.: HUB Reporting Coordinator
P.O. Box 13047
Austin, Texas 78711-3047

Fax Order Request Forms to:
(512) 305-9072
Attn: GSC HUB Reporting Coordinator

Interagency Mail:
Business Services Division
1711 San Jacinto, Suite 307
Austin, Texas 78701

CONTACT LIST

Questions regarding the HUB Reporting, supplemental reports, and supplemental letters

Angie B. Brown, HUB Reporting Coordinator: (512) 463-8055

Robert L. Hall, Program Director (512) 463-3533

HUB Certification/Compliance Program

Questions regarding electronic expenditure reporting (FTP password for electronic files transfers, data on your diskettes, instructions)

Nydia Heintz, Systems Analyst (512) 463-2919

Questions regarding the HUB Certification and Compliance Procedures or the HUB application

GSC Certification and Compliance Team: (512) 463-5872 or 1-888-863-5881

Questions regarding the Centralized Master Bidders List (CMBL), please contact:

CMBL (512) 463-3416 or 1-888-472-0500

Attachments to the HUB Reporting Procedures:

- (A) HUB Report Procurement Categories (FY '00)
- (B) Downloading Instructions Using Internet
- (C) Layout Record for Downloading

ATTACHMENT A

HUB REPORT PROCUREMENT CATEGORIES (FY 00)

**GENERAL SERVICES COMMISSION
FISCAL YEAR '00 HUB REPORT PROCUREMENT CATEGORIES**

Excluded HUB Report Expenditure (Object) Codes:

Object Codes for benefits, claims and judgments, interfund transfer, interagency payments, investments, other expenses (7071-7806), payment of interest, payment of principal, public assistance payments, rental and leases, utilities, salaries, wages, travel, grants, scholarships, real estate purchases, right-of-way, "NONE", "BOND", object codes 7303, 7382, and 7421 will be excluded.

**FY '00 HUB Report
Procurement Categories
and Included Expenditure (Object) Codes**

<p>Heavy Construction Other than Building Contracts (01) Goal - 11.9% (unadjusted) Adjusted HUB Goal: 6.6% (BL, HI, AS, NA) Other HUB Goal: 5.3% (WO) Graduation - \$17,000,000</p>	<p>Object Code - Description 7270 - Maintenance and Repair- Roads and Highways 7347 - Construction of Highways 7349 - Construction of Roads</p>
<p>Building Construction, Including General Contractors and Operative Builders Contracts (02) Goal - 26.1% (unadjusted) Adjusted HUB Goal: 25.1% (BL, HI, WO) Other HUB Goal: 1.0% (AS, NA) Graduation - \$17,000,000</p>	<p>Object Code - Description 7341 - Construction of Buildings</p>
<p>Special Trade Construction Contracts (03) Goal - 57.2% (unadjusted) Adjusted HUB Goal: 47.0% (BL, HI) Other HUB Goal: 10.2% (AS, NA, WO) Graduation - \$7,000,000</p>	<p>Object Code - Description 7266 - Maintenance and Repair-Buildings 7343 - Remodeling of Buildings-State Owned 7344 - Remodeling of Buildings-State Leased 7346 - Construction/Improvement of Grounds and Land</p>
<p>Professional Services Contracts (04, 05 & 09) Goal - 20% (unadjusted) Adjusted HUB Goal: 18.1% (BL, HI, WO) Other HUB Goal: 1.9% (AS, NA) Graduation - \$6,000,000 - Financial and Accounting Services - \$5,000,000 - Medical Services - \$4,000,000 - A&E Services</p>	<p>Object Code - Description 7245 - Financial and Accounting Services (04) 7248 - Medical Services (09) 7256 - Architectural/Engineering Services (05) 7298 - Surveying Services (05) - DELETED (See 7253)</p>

<p>Other Services Contracts (06) Goal - 33% (unadjusted) Adjusted HUB Goal: 33.0% (BL, HI, AS, NA, WO) Other HUB Goal: N/A Graduation - \$5,000,000</p>	<p>Object Code - Description</p> <p>7204 - Insurance Premiums 7205 - Employee Bonds 7206 - Service Fee Paid to the Lottery Operator - <i>ADDED</i> 7211 - Awards 7216 - Insurance Premiums-Approved by Board of Insurance 7217 - Employee Bonds-Approved by State Auditor - <i>ADDED</i> 7218 - Publications and Advertisements - <i>ADDED</i> 7239 - Consultant Services-Approved by the Governor 7240 - Consultant Services-Other 7242 - Consultant Services-Computer 7243 - Educational/Training Services 7246 - Legal Services 7249 - Veterinary Services 7253 - Other Professional Services 7255 - Investment Counseling Services 7257 - Legal Services-Approved by State Admin. Hearings 7259 - Race Track Officials 7260 - Maintenance and Repair-Furnishings and Equipment 7262 - Maintenance and Repair-Computer Software 7263 - Maintenance and Repair-Aircraft 7267 - Maintenance and Repair-Computer Equipment 7271 - Maintenance and Repair-Grounds and Land 7272 - Hazardous Waste Disposal Services 7273 - Reproduction and Printing Services 7274 - Temporary Employment Agencies 7275 - Computer Programming Services 7276 - Communication Services 7277 - Cleaning Services 7281 - Advertising Services 7284 - Data Processing Services 7286 - Freight/Delivery Services 7299 - Purchased Contracted Services 7514 - Telecommunications-Maintenance and Repair 7516 - Telecommunications 7526 - Waste Disposal</p>
<p>Commodities Contracts (07 & 08) Goal - 12.6% (unadjusted) Adjusted HUB Goal: 11.5% (BL, HI, WO) Other HUB Goal: 1.1% (AS, NA)</p> <p>Graduation - wholesale (07), 100 full-time equivalent employees Graduation - manufacturers (08), 500 full-time equivalent employees</p>	<p>Object Code - Description</p> <p>7300 - Consumables 7302 - Computer Consumables - <i>DELETED</i> 7304 - Fuels and Lubricants 7307 - Aircraft-Fuels and Lubricants 7309 - Promotional Items 7310 - Chemicals and Gases 7312 - Medical Supplies 7315 - Food Purchased by the State 7316 - Food Purchased for Wards of the State 7322 - Personal Items-Wards of the State 7324 - Credit Card Purchases - <i>ADDED</i> 7325 - Services for Wards of the State 7327 - Credit Card Purchases - <i>ADDED</i> 7328 - Supplies/Materials-Agriculture, Construction, Hardware 7330 - Parts for Furnishings and Equipment</p>

	<p>7331 - Plants 7333 - Fabrics and Linens 7334 - Furnishings and Equipment Inventoried 7335 - Parts for Computer Equipment 7351 - Lease/Purchase-Motor Vehicles/Passenger 7352 - Lease/Purchase-Motor Vehicles/Other 7371 - Purchase of Motor Vehicles-Passenger Cars 7372 - Purchase of Motor Vehicles-Other 7373 - Furnishings and Equipment-Capitalized 7374 - Furnishings and Equipment-Controlled 7375 - Purchase of Aircraft 7376 - Lease/Purchase of Furnishing and Equipment 7377 - Computer Equipment - Inventoried - <i>ADDED</i> 7378 - Computer Equipment-Controlled 7379 - Computer Equipment-Capitalized 7380 - Purchase of Computer Software 7384 - Purchase of Animals-Non-Capitalized 7385 - Lease Purchase of Computer Equipment 7386 - Purchase of Animals-Capitalized 7387 - Purchase of Computer Software-Capitalized 7391 - Central Supply Retail Store 7393 - Merchandise Purchased for Resale 7394 - Raw Material Purchases 7406 - Rental of Furnishings and Equipment 7411 - Rental of Computer Equipment 7415 - Rental of Computer Software 7442 - Rental of Motor Vehicles 7445 - Rental of Aircraft 7449 - Rental of Marine Equipment 7510 - Parts for Telecommunications Equipment 7517 - Telecommunication Equipment - Inventoried - <i>ADDED</i> 7519 - Lease Purchase of Telecommunication - <i>ADDED</i> 7520 - Telecommunications Equipment - Capitalized 7522 - Telecommunications Equipment - Rental 7523 - Telecommunications Equipment - Controlled</p>
--	--

HUB Description Legend:

AS - Asian Pacific American

BL - Black American

HI - Hispanic American

NA - Native American

WO - Woman (All women of any ethnicity excluding NA, AS, BL and HI women)

ATTACHMENT B

DOWNLOADING INSTRUCTIONS USING THE INTERNET

If you use **Internet...**

The GSC Information Server is available through the Internet based World-Wide-Web. Although there are alternatives to connect to this data, the preferred method is through the Internet using a Web browser (like Netscape, Mosaic, etc.). Using a Web browser, access is available through <http://www.gsc.state.tx.us> (GSC home page).

- > Select **General Services Commission**
- > You will see **Procurement**
- > Scroll down (using the "mouse") to **Historically Underutilized Business (HUB) Information**
- > Select the subsection you want, for e.g., for FY '00:
 - > **FY00 HUB Report, Detail by Agency**
 - > **FY00 HUB Report, Detail by Object Code**
- > For **FY00 HUB Report, Detail by Agency**, scroll down (using the "mouse") and select the agency you want to print. At this point, you can print the detail information.
- > For **FY00 HUB Report, Detail by Object Code**, scroll down (using the "mouse") and select the object code you want to view. At this point you can print the detail information.
- > To download an agency's section, select:
 - > File
 - > Save As
 - > You may rename your document or use the name of the original file.
 - > Save the download under the word processing software that you use.
- > To retrieve your file, select:
 - > File
 - > Open
- > The document will need to be converted to ASCII format (please consult with your programmer for instructions).


ATTACHMENT C

LAYOUT RECORD FOR DOWNLOADING

RECORD FORMAT FOR DOWNLOADING HUB_NAME.DAT...**FLAT ASCII FILE OF HUBS, IN THE FOLLOWING DOWNLOAD FORMAT:**

VENDOR ID NUMBER	13 CHARACTERS
VENDOR NAME	40 CHARACTERS
VENDOR ADDRESS LINE 1	40 CHARACTERS
VENDOR ADDRESS LINE 2	40 CHARACTERS
CITY	25 CHARACTERS
STATE	2 CHARACTERS
ZIP CODE	10 CHARACTERS
FOREIGN ADDRESS	40 CHARACTERS (If applicable. If this field is present, the city, state and zip code fields are blank)
PHONE NUMBER	20 CHARACTERS
FAX NUMBER	20 CHARACTERS
GENDER	1 CHARACTER (M or F)
ETHNIC CODE	2 CHARACTERS BL = BLACK AS = ASIAN HI = HISPANIC NA = NATIVE AMERICAN WO = WOMAN OWNED
STATUS CODE	1 CHARACTER (If 'N': Not a HUB; If 'A': Current HUB; If 'R': Rejected as a HUB do not count as HUB; If 'X', 'M', 'V', 'I', 'D', 'O', 'G': Inactive HUB; Look at HUB-DATE-OFF (To get credit, this date must be in current fiscal year)
COUNTY	13 CHARACTERS
BUSINESS DESCRIPTION	254 CHARACTERS
VENDOR_NUMBER	6 CHARACTERS
HUB-DATE-OFF	11 CHARACTERS In format: '01-JAN-1995'
CONTACT NAME	50 CHARACTERS
TEXAS OFFICE FLAG	1 CHARACTER (Y or BLANK)
INTERNET ADDRESS	50 CHARACTERS
QISV FLAG	1 CHARACTER (Y or BLANK)
LONE STAR FLAG	1 CHARACTER (Y or BLANK)
SMALL BUSINESS FLAG	1 CHARACTER (Y or BLANK)
TOTAL:	642 CHARACTERS

THIS FILE IS ALSO AVAILABLE IN ZIPPED FORMAT: HUB_NAME.ZIP. THERE IS ALSO THE PKUNZIP.EXE UTILITY TO UNCOMPRESS THE ZIP FILE. (SAME DIRECTORY AS THIS).



AFFIRMING TOMORROW THROUGH ACTION TODAY

THE UNIVERSITY OF TEXAS-PAN AMERICAN

0 1161 0427 7557