

25 286.6 M792 1981-1

TR



CITY OF SAN ANTONIO

P. O. BOX 9066

SAN ANTONIO, TEXAS 78285

St. Mary's University of San Antonio
Academic Library
St. Mary's University
1 Camino Santa Maria
San Antonio, Texas 78284


Gentlemen:

In reference to your letter dated June 16, 1980, the following reports are submitted as historical and reference material.

- Monthly Report of Demolitions
- Monthly Minimum Housing Report
- Monthly Permit Report
- Monthly Permit Comparison Report
- Monthly Board of Adjustment & Historic Report

If I can be of further service to you, please contact me.

Yours truly,


George D. Wann, Jr.
Director of Building Inspections

GDV, Jr./bp

enc.

CITY OF SAN ANTONIO

Interdepartment Correspondence Sheet

TO: Director of Building Inspections


FROM: David Cadena, Jr., Senior Inspector

COPIES TO: _____

SUBJECT: Report of Demolitions for January 1981

Date February 3, 1981

a.	Number of dangerous premises cases currently being processed by this department:	192
b.	Number of dangerous premises demolished under Section 9A-1 of the City Code (Minimum Housing Code) including demolitions by owner:	0
c.	Number of dangerous premises demolished under Section 1080 of the City Code (Dangerous Premises Code) including demolitions by owner:	12
	Total demolitions during January 1981	12
	Total demolitions Fiscal Year 1979-1980	164
	Total demolitions to date - current Fiscal Year	96
	Total demolitions since 1957	9,210


David Cadena, Jr.
Senior Inspector

DC, Jr./bp

STRUCTURES DEMOLISHED IN THE MONTH OF JANUARY, 1981

DEMOLITIONS BY CITY

M. H. MINIMUM HOUSING


O-OWNER

4914-16-18 Monterrey (3)
2930 Mission Road
2920 Mission Road
246 "J"
119 Hedges
121 Hedges
422 S. Hackberry
610 Montezuma
1723 Montezuma
2935 Guadalupe
527 N. Monumental

TO: DIRECTOR OF BUILDING INSPECTIONS
 FROM: DAVID CADENA, JR., SENIOR INSPECTOR
 DATE: FEBRUARY 3, 1981

The following is a report on the activity of Minimum Housing Code Administration for the month of January the sixth month of the Fiscal Year 1980-1981. "All figures are in dwelling units."

	Jan. 1981	Jan. 1980	ACCUMULATED TOTALS 6 MONTH FISCAL YEAR 1980 - 1981	ACCUMULATED TOTALS IN FISCAL YEAR 1979 - 1980
Total Inspections Made	457	648	3,533	7,105
Code Violations Found	156	1,131	1,159	9,328
Hardship Cases	0	0	0	10
Cases Closed - Inc- luding All Demolitions	91	75	553	923
Total Demolitions	12	17	96	164
Total Corrections of the Code	163	230	1,912	3,922
First Inspections With Violations	25	128	382	1,471
First Inspections No Violations	15	25	94	690
Reinspections	417	495	3,057	4,924
Demolitions-Dangerous Premises Ordinance	12	17	96	164
Demolitions-Minimum Housing Ordinance	0	0	0	0


 David Cadena, Jr.
 Senior Inspector

DC, Jr/bp

CITY OF SAN ANTONIO BUILDING AND ZONING
 FOR MONTH OF JANUARY 1981

BUILDING - RESIDENCES

	NUMBER PERMITS	NUMBER FAMILIES	VALUATION	FEE'S
SINGLE FAMILY RESIDENTIAL	264	264	9,296,818	53,782.38
DUPLEX RESIDENTIAL	3	6	165,000	877.00
MULTI-FAMILY RESIDENTIAL	36	421	5,688,522	6,728.48
SUBTOTAL BUILDINGS	303	691	15,150,340	61,387.86
ADD ALTER & REPAIR RES	281		999,766	17,499.00
GARAGES AND CARPORTS	6		16,150	126.00
SWIMMING POOLS - RES	37		507,495	3,171.00
ACCESSORY BUILDINGS RES	3		5,507	50.00
ADD. ALTER & REPAIR COMM	86		1,798,036	8,361.00
GARAGES AND SERVICE STA	3		2,700,000	3,742.00
SWIMMING POOLS COMM				
ACCESSORY BLDGS COMM	4		646,132	742.96
MOTELS, TOURIST COURTS, CABINS	1		16,800	105.00
STORES/MERCANTILE BLDGS	12		3,054,166	5,043.28
OFFICES/BANKS/PROF BLDGS	15		10,646,259	13,841.04
CHURCH/RELIGIOUS BLDGS	3		315,149	1,248.00
SCHOOLS/EDUCATIONAL BLDGS	3		4,061,037	5,046.00
AMUSEMENT/RECREATIONAL BLDGS	1		166,666	182.28
HOSPITALS/INSTITUTIONAL BLDGS				
INDUSTRIAL CONSTRUCTION				
WAREHOUSES	16		3,269,180	5,629.00
CONST - OTHER THAN BUILDINGS	1		1,600	15.00
FENCES	100		126,582	1,288.00
DOGS	104		186,801	1,694.00
PUBLIC BUILDINGS				
MOVING	14			1,568.00
DEMOLITIONS	22			1,041.00
BARRICADES				
TENTS				
CERT OF OCCUPANCY				2,220.00
CERT OF OCCUPANCY-PERM TYPE 12	165			
MOBILE HOMES				
TOTAL BUILDINGS	200	691	49,669,726	134,000.38
HEATING - AIR COND	525			29,664.70
PLUMBING	401			38,132.11
GAS PLUMBING	375			4,490.50
SEWER PLUMBING	268			2,412.00
SUBTOTAL PLUMBING	1,044			45,034.61
ELECTRICAL	1,009			34,603.15
SIGN	92			1,360.65
SUBTOTAL ELECTRICAL	1,101			35,963.80
SIDEWALK	281			5,871.69
TRENCH	222			1,671.00
SUBTOTAL SIDEWALK / TRENCH	503			7,542.69

	NUMBER PERMITS	NUMBER FAMILIES	VALUATION	FEE
SUBTOTAL	4,373	691	49,669,726	252,406.14
PERMIT REFUNDS	59	1	96,348	2,179.10
OVERALL TOTALS	4,314	690	49,573,378	250,227.04

BUILDING AND ZONING DEPARTMENT

BUILDINGS \$100,000 AND OVER

JANUARY 1981

TRANS DATE	PERMIT NO.	OWNER	HOUSE NO.	STREET NAME	BLDG NO.	PLAN NO.	VALUATION	CONTRACTOR/WORK DESCRIPTION
01/02/81	18221A	RAY ELLISON	01327	SWAYING OAK DR		471	\$ 189,482	RAY ELLISON SINGLE FAM RES
01/05/81	24925H	CH ELEC	11206	WEST AV.		123GR	\$ 115,000	MELTON GEORGE ENT OFFICE BLDG/2ND FLOOR REQ COM
01/06/81	18612A	AMERICAN HOSPITAL SUPPLY	12626	SILICON DR		374	\$ 872,000	PG BELLCONST OFFICE WAREHOUSE BLD
01/06/81	18631A	SAN FERNANDO CEMENTARY	00746	CASTROVILLE RD		392	\$ 293,000	ACME MARBLE AND GRANITE INC MAUSOLEUM ADDITION
01/06/81	18650A	STOUT BILT TEXAS	00950	ISOM RD			\$ 205,000	CONTINENTAL CONTRACTING INTER COMPLETION REQ, BUA CASE
01/06/81	18709A	NORTHSIDE MIDDLE SCHOOL	06558	HORN BLVD		323	\$ 3,600,000	JUERIS AND CLASS NEW SCHOOL
01/07/81	04486H	WALLACE BOLDT	00512	HIGHLAND BV E		284	\$ 2,400,000	WALLACE L BULOT BANK/CONST FENCE
01/08/81	16948A	ORAH WALLCONST	07738	CHAMBERS ST		358	\$ 112,800	ORAH WALL CONST BLD 10 OFFICE, LAUNDRY, CLUB 1ST
01/08/81	17201A	ORAH WALL CONST	07738	CHAMBERS ST	0001	358	\$ 112,800	ORAH WALL CONST BLD 1.4 SWIMMING POOL
01/08/81	17202A	ORAH WALL CONST	07738	CHAMBERS ST	0002	358	\$ 112,800	ORAH WALL CONST BLD 2.4 UNITS APT
01/08/81	17203A	ORAH WALL CONST	07738	CHAMBERS ST	0003	358	\$ 112,800	ORAH WALL CONST BLD 3.8 UNITS
01/08/81	17205A	ORAH WALLS	07738	CHAMBERS ST	0004	358	\$ 112,800	ORAH WALL CONST BLD 4.4 UNITS
01/08/81	17206A	ORAH WALL	07738	CHAMBERS ST	0005	358	\$ 112,800	ORAH WALL CONST BLD 5.4 UNITS
01/08/81	17207A	ORAH WALL CONST	07738	CHAMBERS ST	0006	358	\$ 112,800	ORAH WALL CONST BLD 6.16 UNITS
01/08/81	17208A	ORAH WALL	07738	CHAMBERS ST	0007	358	\$ 112,800	ORAH WALL CONST BLD 7.4 UNITS
01/08/81	17209A	ORAH WALL	07738	CHAMBERS ST	0008	358	\$ 112,800	ORAH WALL CONST BLD 8.4 UNITS
01/08/81	17210A	ORAH WALL CONST	07738	CHAMBERS ST	0009	358	\$ 112,800	ORAH WALL CONST BLD 9.4 UNITS
01/09/81	18942A	HEB CONST	15000	SAN PEDRO AV		377	\$ 400,000	HEB CONST REMODEL & ADDN OF EXISTING HEB
01/09/81	19259A	BROWNING CONST	00455	W WHITE RD S		0337	\$ 2,550,000	BROWNING CONST BANK & OFFICE, FLOORS 2&3 REQU
01/12/81	02484A	TERRELL WELLS	00422	HUTCHINS PL W			\$ 178,869	PECO CONST NEW GYM FOR SCHOOL
01/12/81	02486A	MC COLLUM	00500	FORMOSA BV W		180	\$ 178,869	PECO NEW GYM FOR SCHOOL

BUILDINGS \$100,000 AND OVER
 JANUARY 1981

TRANS DATE	PERMIT NO.	OWNER	HOUSE NO.	STREET NAME	BLDG NO.	PLAN NO.	VALUATION	CONTRACTOR/WORK DESCRIPTION
01/13/81	19281A	QUINCY LEE CO	03245	CHERRY RIDGE	000B	399	\$ 418,750	QUINCY LEE CO SHELL BLD B, COMPLETION PERMIT
01/13/81	19282A	QUINCY LEE CO	03255	CHERRY RIDGE	000C	399	\$ 418,750	QUINCY LEE CO SHELL BLD C, COMPLETION PERMIT
01/13/81	19283A	QUINCY LEE CO	03301	CHERRY RIDGE	000D	399	\$ 418,750	QUINCY LEE CO SHELL BLD D, COMPLETION PERMIT
01/13/81	91280A	QUINCY LEE CO	03203	CHERRY RIDGE	000A	399	\$ 418,750	QUINCY LEE CO SHELL BLD A, COMPLETION PERMIT
01/14/81	19492A	F.K PROP	10609	IH 10 W		405	\$ 180,000	FK PROPERTIES INC OFFICE SHELL BLD, ADDITIONAL PL
01/15/81	18721A	MA SCHOLL ENT	00418	WOODWAY FOREST		17	\$ 125,000	MA SCHOLL ENT SINGLE FAMILRES
01/15/81	19451A	VISTA DEL NORTE	13330	BLANCO RD	0001	393	\$ 166,666	CO HI CO 8 UNITS
01/15/81	19452A	VISTA DEL NORTE	13330	BLANCO RD	0002	393	\$ 166,666	CO HI CO 16 UNITS
01/15/81	19453A	VISTA DEL NORTE INC LTD	13330	BLANCO RD	0003	393	\$ 166,666	CO HI CO 8 UNITS
01/15/81	19454A	VISTA DEL NORTE	13330	BLANCO RD	0004	393	\$ 166,666	CO HI CO 8 UNITS
01/15/81	19455A	VISTA DEL NORTE	13330	BLANCO RD	0005	393	\$ 166,666	CO HI CO 8 UNITS
01/15/81	19456A	VISTA DEL NORTE	13330	BLANCO RD	0006	393	\$ 166,666	CO HI CO 8 UNITS
01/15/81	19457A	VISTA DEL NORTE	13330	BLANCO RD	0007	393	\$ 166,666	CO HI CO 16 UNITS
01/15/81	19458A	VISTA DEL NORTE INC	13330	BLANCO RD	0008	393	\$ 166,666	CO HI CO LAUNDRY AND MECHANICAL RM
01/15/81	19459A	VISTA DEL NORTE INC	13330	BLANCO RD	0009	393	\$ 166,666	CO HI CO NEW APT BLD 9, 16 UNITS
01/15/81	19460A	VISTA DEL NORTE INC	13330	BLANCO RD	0010	393	\$ 166,666	CO HI CO APT BLD 10, 16 UNITS
01/15/81	19461A	VISTA DEL NORTE INC	13330	BLANCO RD	0011	393	\$ 166,666	CO HI CO APT BLD 11, 16 UNITS
01/15/81	19462A	VISTA DEL NORTE	13330	BLANCO RD	0012	393	\$ 166,666	CO HI CO APT BLD 12, 16 UNITS
01/15/81	19463A	VISTA DEL NORTE INC	13330	BLANCO RD	0013	393	\$ 166,666	CO HI CO APT BLD 13, 16 UNITS
01/15/81	19464A	VISTA DEL NORTE INC	13330	BLANCO RD	0014	393	\$ 166,666	CO HI CO APT BLD 14, 16 UNITS
01/15/81	19465A	VISTA DEL NORTE INC LTD	13330	BLANCO RD	0015	393	\$ 166,666	CO HI CO APT BLD 15, LAUNDRY

BUILDINGS \$100,000 AND OVER
 JANUARY 1981

TRANS DATE	PERMIT NO.	OWNER	HOUSE NO.	STREET NAME	BLDG NO.	PLAN NO.	VALUATION	CONTRACTOR/WORK DESCRIPTION
01/15/81	19466A	VISTA DEL NORTE	13330	BLANCO RD	0016	393	\$ 166,666	CO HI CO 16 UNITS
01/15/81	19467A	VISTA DEL NORTE INC.	13330	BLANCO RD	0017	393	\$ 166,666	CO HI CO LAUNDRY ROOM
01/15/81	19468A	VISTA DEL NORTE	13330	BLANCO RD	0018	393	\$ 166,666	CO HI CO 8 UNITS
01/15/81	19469A	VISTA DEL NORTE	13330	BLANCO RD	0019	393	\$ 166,666	CO HI CO 16 UNITS
01/15/81	19470A	VISTA DEL NORTE	13330	BLANCO RD	0020	393	\$ 166,666	CO HI CO OFFICE AND CLUBHOUSE PARTY ROOM
01/15/81	19471A	VISTA DEL NORTE INC.	13330	BLANCO RD	0021	393	\$ 166,666	CO HI CO BLD 21.8 UNITS
01/15/81	19499A	BRYAN MAYO	06850	ROCK RD			\$ 197,000	MAYO ENTERPRISES INC SINGLE FAM RES
01/15/81	19574A	CITY OF SA	00110	BROADWAY			\$ 2,000,000	HARDIN INTERNATIONAL 5 STORY PARKING GARAGE
01/19/81	20131A	HARLANDALE BANK OF COMMERCE	00814	MILITARY DR SE		376	\$ 285,500	SCOTT AND JENNISON OFFICE AND CANOPY FOR BANK
01/19/81	20363A	EQUITY FUND ADVISORS	01242	AUSTIN HT		307	\$ 4,200,000	MUTT CONST KROGER SUPER MARKET INCLUDE SP
01/20/81	20376A	COMMERC BANK NORTH	10000	SAN PEDRO AV		363	\$ 1,250,000	GREAT AMERICA CONST EIGHT STORY OFFICE BLD. ADD PL
01/20/81	20381A	OPTIMORE	09514	CONSOLE DR		412	\$ 600,000	JH OPTIMORE AND ASSOC SHELL OFFICE BLD. INTERIOR COM
01/20/81	20382A	LURYS	02211	LOOP 410 NE		415	\$ 152,559	GUIDO BROS CONST INT FINISH FOR OFFICES /3RD & 4
01/21/81	20751A	SADA	00515	FRIO ST S		404	\$ 1,500,000	CONTROL DATA CORP COMPUTER COMPONENTS ASSEMBLY P
01/22/81	20753A	SWORD	00927	EDDIE RD		414GR	\$ 280,000	PAUL SWORD CONST WAREHOUSE BLDG w/OFFICES
01/26/81	19190A	CITY OF SA	00000	AIRPORT BV		400GR	\$ 6,700,000	WALBEE BLOTT NEW PARKING GARAGE
01/26/81	20798A	LNK	01602	TANTON LN		177	\$ 135,800	DUANE SNOVELAND SINGLE FAMILY RES
01/26/81	20934A	GILL-STONE	02555	LOOP 410 NE	0018	403GR	\$ 200,000	DUKE INC APTS 16 UNITS
01/26/81	20935A	GILL STONE	02555	LOOP 410 NE	0019	403GR	\$ 200,000	DUKE INC 8 UNITS
01/26/81	20936A	GILL STONE	02555	LOOP 410 NE	0020	403GR	\$ 200,000	DUKE INC 16 UNITS
01/26/81	20937A	GILL STONE	02555	LOOP 410 NE	0021	403GR	\$ 200,000	DUKE INC 24 UNITS LAUNDRY

TRANS DATE	PERMIT NO.	OWNER	HOUSE NO.	STREET NAME	BLDG NO.	PLAN NO.	VALUATION	CONTRACTOR/WRK DESCRIPTION
01/26/81	20938A	GILL STONE	02555 LOOP	410 NE	0022		\$ 200,000	DUKE INC 16 UNITS
01/26/81	20939A	GILL STONE	02555 LOOP	410 NE	0023	403GR	\$ 200,000	DUKE INC 24 UNITS
01/26/81	20940A	GILL STONE	02555 LOOP	410 NE	0024	403GR	\$ 200,000	DUKE INC 16 UNITS
01/26/81	20941A	GILL STONE	02555 LOOP	410 NE	0025	403GR	\$ 200,000	DUKE INC 8 UNITS
01/26/81	20942A	GILL STONE	02555 LOOP	410 NE	0026	403GR	\$ 200,000	DUKE INC 16 UNITS
01/26/81	20943A	GILL STONE	02555 LOOP	410 NE	0027	403GR	\$ 200,000	DUKE INC
01/27/81	21362A	JOHN S BEESON PROPERTIES	10127	MOROCCO		211	\$ 1,463,700	CABANA FOR APTS JUERIS, CLAUSS, HASS
01/28/81	21415A	NOVAK AND ASSOC	04902	CENTER PARK BV		428	\$ 145,000	SHELL OFFICE BLD, ADD D AND N CONTR
01/30/81	21372A	CRAWFORD	13719	CAPE BLUFF		214	\$ 150,000	NEW BLD DEPPERWEIN HMS SINGLE FAMILIES

GRAND TOTAL: NO. OF PERMITS: 72 \$ 36,844,765

DEPARTMENT OF BUILDING INSPECTIONS
 Monthly Comparison of Permits Report
 Month of January 1981

George D. Vann, Jr. Director
 Date of Report: 2-3-81

Building Permits	1980		1981		1980		1981		1980		1981	
	Permits	No.Fam.	Permits	No.Fam.	Valuation	Valuation	Permit Fees	Permit Fees	Permits	Valuation	Fees	Fees
One Family	115	115	264	264	\$ 3,118,490	\$ 9,296,818	\$ 14,772.00	\$ 53,782.38				
Two Family	13	26	3	6	594,347	165,000	713.00	877.00				
Multi-Family	11	50	36	421	490,190	5,688,522	704.00	6,728.48				
Sub-Total	139	191	303	691	\$ 4,203,027	\$ 15,150,340	\$ 16,189.00	\$ 61,387.86				
	Permits 1980	Permits 1981	Valuation 1980	Valuation 1981	Fees 1980	Fees 1981						
Add, Alter & Repair (Res)	321	385	\$ 1,054,932	\$ 1,186,567	\$ 6,817.00	\$ 19,193.00						
Garages & Carports (Res)	25	6	44,585	16,150	333.00	126.00						
Swimming Pools (Res)	20	37	217,265	507,495	1,245.00	3,171.00						
Accessory Bldgs. (Res)	11	3	16,878	5,567	133.00	50.00						
Add, Alter & Repair (Comm)	82	86	2,314,810	1,798,036	5,587.00	8,361.00						
Garages & Serv. Sta. (Comm)	4	3	190,800	8,700,000	733.00	3,742.00						
Swimming Pools (Comm)	1	-0-	9,000	-0-	48.00	-0-						
Accessory Bldgs. (Comm)	7	4	143,419	646,132	526.00	742.96						
Motels, Tourist, Crts, Cabins	-0-	1	-0-	16,800	-0-	105.00						
Stores/Mercantile Bldgs.	13	12	1,112,461	3,054,166	2,773.00	5,043.28						
Offices/Banks/Prof. Bldgs.	11	15	2,697,500	10,646,259	4,509.00	13,841.00						
Church/Religious Bldgs.	2	3	214,450	315,149	519.00	1,248.00						
Schools/Educational Bldgs.	1	3	150,000	4,061,037	379.00	5,046.00						
Amusement/Recreational Bldgs.	2	1	814,000	166,666	1,102.00	182.28						
Hospitals/Institutional Bldgs	1	-0-	43,000	-0-	194.00	-0-						
Industrial Construction	2	-0-	1,075,000	-0-	1,533.00	-0-						
Warehouses	10	16	1,657,722	3,269,180	2,282.00	5,629.00						
Constr. other than Bldgs.	-0-	1	-0-	1,600	-0-	15.00						
Fences	87	100	64,932	128,582	821.00	1,288.00						
Moving	33	14	7,000	-0-	3,540.00	1,568.00						
Demolitions	11	22	193,000	-0-	797.00	1,041.00						
Barricades	-0-	-0-	-0-	-0-	-0-	-0-						
Tents	-0-	-0-	-0-	-0-	-0-	-0-						
C of O	176	185	-0-	-0-	1,794.00	2,220.00						
Mobile Homes	3	-0-	41,904	-0-	206.00	-0-						
Building Permits Total	962	1,200	16,265,685	49,669,726	52,060.00	134,000.38						
Heating & Air Conditioning	311	525	Total Residential	Total Residential	14,052.70	29,864.70						
Electrical Permits	708	1,101	Valuation for FY	Valuation Current	14,510.86	35,963.80						
Plumbing Permits	812	1,044	79-80	Fiscal Year	15,055.65	45,034.61						
Sidewalk & Trench Permits	308	503	\$126,106,778	71,831,311	4,754.65	7,542.65						
Department Totals	3,101	4,373	\$ 16,265,685	\$ 49,669,726	\$ 100,433.86	\$ 252,406.14						

8

BOARD OF ADJUSTMENT & HISTORIC CASES #16

Month of Jan 1981

Current

Accumulated
FY 80-81

Board of Adjustment Cases Processed:

57

238

Historic District Cases Processed:

24

173

TEXAS DEPOSITORY
ACADEMIC LIBRARY
ST. MARY'S UNIVERSITY
SAN ANTONIO, TEXAS