

TEXAS ANGLER
EDUCATION PROGRAM

Reel Lines

Issue Number 37

4200 Smith School Road • Austin, Texas 78744

January 2015


New & Noteworthy

KAREN MARKS –
Aquatic Education Manager

'Tis the season for holidays, conferences and audits! We had lots of fun with our Facebook Halloween scavenger hunt. Congrats to the winners, Kevin R., Edd G. and Erik F. – thanks for playing with us! As I'm writing this column, the elementary kids from across the street are caroling up and down our hallways here at headquarters and our offices are decorated for the holidays, complete with bobbers – how fishy do you get with your holiday decorations?

As you will read on page 10, our administrative assistant, Genevieve Lung, has moved into a new position. We hope to have the vacant position filled soon. Even though we have temporarily lost our admin support, we still managed to get out the incentive packages before the end of the year. We hope that you will enjoy this small token of appreciation. Thanks to our dedicated volunteer network, our program had a great year! Check out page 13 to see how many people you reached. Thank you all for everything you do to "Support the Sport."

CONTINUED ON PAGE 2



© LARRY HODGE, TPWD

David Roulston of Frisco caught Toyota ShareLunker 558 from Lake Fork November 20. The fish weighed 13.88 pounds and was 26.75 inches long and 20.5 inches in girth.

Toyota ShareLunker Season Began October 1

LARRY HODGE – TPWD Information Specialist

The 29th season of the Texas Parks and Wildlife Department (TPWD) Toyota ShareLunker program began October 1st.

Anyone legally catching a 13-pound or bigger largemouth bass from Texas waters, public or private, between October 1 and April 30 may submit the fish to the Toyota ShareLunker program. Fish will be picked up by TPWD personnel within 12 hours.

ShareLunker entries with genetic testing showing they are pure Florida largemouth bass are used in a selective breeding program at the Texas Freshwater Fisheries Center (TFFC) in Athens. Offspring from ShareLunkers that spawn are stocked into each waterbody that produces an entry during the season. Some offspring may be used for research, while others may be retained by the hatchery system for use as future brooders.

Fish that are hybrids of Florida and northern largemouth bass, are not used for spawning and are returned to the waterbody where caught as soon as possible. Genetic testing of ShareLunker entries shows that pure Florida largemouth bass have as much as 18 times greater chance of producing a 13-pound offspring as intergrades do. Limited capacity at TPWD hatcheries requires using all available pond space for the offspring of pure Florida fish.

CONTINUED ON PAGE 3

New & Noteworthy

CONTINUED FROM FRONT PAGE

The fall and winter seasons are also jam packed with conferences. Keira attended the Texas Outdoor Educators Association (TOEA) to teach fishing to outdoor teachers and camp staff. Greg and staff from our Archery and Boater Ed programs attended the Texas Association of Health, PE, Recreation and Dance (TAHPERD) conference. Keira along with Conservation Ed staff and Texas Freshwater Fisheries Center (TFFC) staff attended the Conference for the Advancement of Science Teachers (CAST) where more than 6,000 science teachers from across the state gather or "school" to learn about various science resources and curriculums.

Look on page 6 for a new habitat mat stewardship activity that Keira presented at the CAST conference. Caleb attended the American Sportfish Association (ASA) conference and learned about the recreational angling industry side from tackle companies, rod manufacturers, and marine navigation technology. Discussions included the decline of fishing and the contradictory increase of fishing and tackle sales, which they equate to the increase of spending per individual (most likely retirees from the baby boomer generation). While this is great for now – what happens if the next generation does not enter the sport?

Lastly, Tom Lang (from Inland Fisheries Division), Keira and I attended the national Aquatic Resources Educators Association (AREA). Shane Wilson and Kevin Reich from Fishing's Future, and Jim Dolan from Heroes on the Water were also there, so we had a nice representation for Texas! The AREA organization is primarily made up state agencies involved in angler education. The keynote speaker was Matt Dunfee from Wildlife Management Institute who spoke about how our programs can best engage and support angler development and where we can have the most

impact with regards to angler recruitment, retention and reactivation.

Not only do you, as volunteer instructors, play an important role with recruiting new anglers to the sport, but you can also play a role as a mentor for someone. You're never too old to be a mentee or mentor; read Danny Wheat's story about his fishing mentor, Guy Harrison, on page 4. Mentors are a huge piece of the retention and reactivation piece of the model mentioned above. Individuals and fishing clubs can provide the social support to these new or lapsed anglers.

It's also that time of year when we have the pleasure of reviewing our records with the U.S. Fish and Wildlife Service (USFWS) auditors. Thanks to all of our volunteers who do a great job of documenting fishing classes and events online and with good old-fashioned paper forms. We do appreciate the extra effort you take to send us your reports. To help you remember to report, we are now sending out monthly e-mail reminders. We hope to get good marks on our audit like last time! You can help us by including helpful comments about your service hours and the events.

Rainbow trout stocking season is here, so be sure to let your class participants know about this special winter stocking and where they can go to catch this cold water species. In addition to the stocking schedules and locations, TPWD also has an online publication about how to fish for trout. Check it out at <http://bit.ly/1vNNljo>

Before you know it, spring and summer will be here. In the meantime, enjoy the newsletter. If you would like to contribute a future article, please let us know. Have a happy and healthy new year!

REPORT ILLEGAL HUNTING AND FISHING

Now by text message!

Operation Game Thief can now receive tips via text message. Check out the article on page 9.

Executive Director
Carter P. Smith

Editor
Karen Marks

Co-Editor
Keira Quam



Life's better outside.®

COMMISSION

Dan Allen Hughes, Jr., Chairman
Beeville

Ralph H. Duggins, Vice-Chairman
Fort Worth

T. Dan Friedkin, Chairman-Emeritus
Houston

Roberto de Hoyos Austin
Bill Jones Austin

James H. Lee Houston

Margaret Martin Boerne

S. Reed Morian Houston

Dick Scott Wimberley

Lee M. Bass, Chairman-Emeritus
Fort Worth

TEXAS PARKS AND WILDLIFE DEPARTMENT MISSION STATEMENT

"To manage and conserve the natural and cultural resources of Texas and to provide hunting, fishing and outdoor recreation opportunities for the use and enjoyment of present and future generations."

You may view this publication through the TPWD website. If you wish to have your name and address removed from the printed version mail distribution list, please notify us by completing a request form at www.tpwd.texas.gov/eneews/. Once verified, we will notify you by e-mail when a new version of your selected newsletter is posted at www.tpwd.texas.gov/newsletters

FOR MORE INFORMATION

All inquiries: Texas Parks and Wildlife Department, 4200 Smith School Rd., Austin, TX 78744, telephone (800) 792-1112 toll free, or (512) 389-4800 or visit our website for detailed information about TPWD programs:

www.tpwd.texas.gov

©2015 Texas Parks and Wildlife Department PWD BR K0700-162 (1/15)
In accordance with Texas State Depository Law, this publication is available at the Texas State Publications Clearinghouse and/or Texas Depository Libraries.

♻️ Printed on recycled paper.



TPWD receives federal assistance from the U.S. Fish and Wildlife Service and other federal agencies and is subject to Title VI of the Civil Rights Act of 1964, Section 504 of the Rehabilitation Act of 1973, Title II of the Americans with Disabilities Act of 1990, the Age Discrimination Act of 1975, Title IX of the Education Amendments of 1972, and state anti-discrimination laws which prohibit discrimination on the basis of race, color, national origin, age, sex or disability. If you believe that you have been discriminated against in any TPWD program, activity or facility, or need more information, please contact Office of Diversity and Inclusive Workforce Management, U.S. Fish and Wildlife Service, 5275 Leesburg Pike, Falls Church VA 22041.


Toyota ShareLunker, continued

Anglers entering fish into the Toyota ShareLunker program receive a free replica of their fish, a certificate and ShareLunker clothing and are recognized at a banquet at the Texas Freshwater Fisheries Center in Athens. Prizes and funding for the banquet are provided by Toyota, which also provides a Tundra pickup truck for use in picking up and returning the majority of lunkers and their offspring. The person who catches the season's largest entry will be named Angler of the Year and will receive a G. Loomis rod, Shimano reel and PowerPro line combination. If the Angler of the Year is a Texas resident, that person also receives a lifetime Texas fishing license. The angler catching each fish decides what will happen to it following its use by TPWD. Most anglers choose to return the fish to the waterbody where it was caught. Some donate the fish to TPWD for display at TFFC.

ShareLunker catches can be reported 24 hours a day, seven days a week during the season, by calling (903) 681-0550. If poor cellphone service prevents use of the voice number, anglers can leave a phone number (including area code) at (888) 784-0600. That number is also monitored 24/7 during the season.

Most anglers who catch ShareLunkers are unprepared to catch and care for large fish. Yet catching a 13-pound bass is possible almost anywhere you fish in Texas. Take a few simple steps to ensure the survival of a ShareLunker:

1. Program the ShareLunker number into your phone, (903) 681-0550
2. Locate a place near where you will be fishing that has a certified scale and will weigh fish, such as a feed store, grocery store or bait shop. Official ShareLunker weigh and holding stations have been established at a number of reservoirs; a list is available at www.tpwd.texas.gov/spdest/visitorcenters/tffc/sharelunker/holding/.
3. Carry a scale and check its accuracy before the season begins.
4. Carry a landing net, preferably a rubber one or a net with unknotted mesh, to avoid damaging the fish's slime coat, and fill your livewell before you begin fishing.



© LARRY HODGE, TPWD

TPWD Inland Fisheries biologist Tim Bister, assisted by his son Travis, stocked Toyota ShareLunker fingerlings into Caddo Lake.

For complete information and rules of the ShareLunker program, tips on caring for big bass and a recap of last year's season, see www.tpwd.texas.gov/sharelunker/. The site also includes a searchable database of all fish entered into the program along with pictures where available.

Information on current catches, including short videos of interviews with anglers when available, will be posted on www.facebook.com/sharelunkerprogram. "Like" this page and you can receive notification and photos of catches as soon as they become available.

The Toyota ShareLunker Program is made possible by a grant to the Texas Parks and Wildlife Foundation from Gulf States Toyota. Toyota is a long-time supporter of the Foundation and Texas Parks and Wildlife Department, providing major funding for a wide variety of education, fish, parks and wildlife projects.

ON THE NET

- How to handle and care for big fish:
www.tpwd.texas.gov/spdest/visitorcenters/tffc/sharelunker/handle/
- List of official Toyota ShareLunker Weigh and Holding Stations:
www.tpwd.texas.gov/spdest/visitorcenters/tffc/sharelunker/holding/
- Frequently asked questions about the ShareLunker program:
www.tpwd.texas.gov/spdest/visitorcenters/tffc/sharelunker/faq/




© LARRY HODGE, TPWD

Susan Dixon of Hawley, Texas, who spent her honeymoon on the lake, reeled in the 13.3-pound bass from O.H. Ivie with guide and friend Jeff Walker.

My Good Friend Guy Harrison

DANNY WHEAT – TPWD Volunteer Area Chief, Hill Country



Guy Harrison demonstrates how he uses an extra-large hook and rope when teaching fly tying to groups.

That was when I met Dr. Guy Harrison, who had just retired and moved to Kerrville. We met at the Hill Country Fly Fishing club meeting.

Guy is a retired Professor Emeritus at the Baylor College of Medicine in Houston, having trained many physicians in children's pulmonary diseases during the many years he served there. Guy began practicing during the fifties when polio was crippling many children and he was forced to use the iron lung to help children whose own lungs had been affected. Guy is very knowledgeable in all fields of medicine although his specialty is pediatric care.

Guy's education includes pre-med schooling at Virginia Military Institute, residency at Duke University and Baylor College of Medicine. Following a brief career as a military physician at two army bases in Germany, he received a Polio Foundation Fellowship at the Polio Center in Houston which gave him the knowledge to treat the disease. He stayed on as a professor at Baylor until his retirement in 2000, when he moved to Kerrville with his wife, Jacqueline. Jackie is an accomplished quilter. They have two children.

He discovered the Hill Country Fly Fishers (HCFF) and quickly joined so he could pursue his lifelong sport of fly fishing and fly tying. Guy has made so many contributions to our club in the past years. Besides arranging many of the monthly programs featuring guides and club members, he initiated an education program for young beginner fly fishers at Camp LaJunta during their summer camping session several years ago. The program was so successful that the Texas Parks and Wildlife Department (TPWD) modeled the statewide Beginners Basic Fly Fishing course after the LaJunta program. Guy wrote most of the training manual that is still used today. I worked with Guy, as did other club members, during those and other training sessions with school children, and I would estimate that over the years he has educated over 1,000 young people in the basics of fly fishing.

Guy is an Area Chief with the TPWD Angler Education program and encouraged me and other club members to become certified volunteer instructors. Our club during the past year conducted three basic fly fishing clinics as part of the continuing education program of the KISD, known as ClubEd. We successfully taught more than 30 very enthusiastic fishermen to become beginner fly fishermen. They became members of our club and are able to continue their education from the speakers at our programs and from association with fellow members.

Throughout my life I have had the good fortune to have mentors, someone I could turn to besides my parents to offer advice and encouragement as I faced life's challenges. Dating back to my high school days, it was the YMCA Boys Director; at Texas A&M it was the dorm counselor; and during my working years it was an older civil engineer. Who would have believed that in 2000, when I was 68 years old, I would find another mentor?

Perhaps the most important contribution that Guy has made to the local fishing community is the Guadalupe Bass Restoration Project that he promoted with the help of Dr. Gary Garrett at the TPWD Heart of the Hills Fisheries Science Center located in Mountain Home, TX. Guy read an article in the Federation of Fly Fishers monthly publication that told of the hybridization of the Guadalupe Bass in Central Texas due to the introduction of non-native small mouth bass in the Hill Country by the TPWD during the seventies. As a result, the Guadalupe bass mated with the small mouth and produced a hybrid. The Guadalupe bass is the state freshwater fish, and restoring the pure strain in their native waters became Guy's mission with the help of the Upper Guadalupe River Authority (UGRA) and TPWD. Guy raised over \$18,000 from Texas fly fishing clubs, the FFF, the Convention and Visitors Bureau, the UGRA, and from members of the Fredericksburg and Hill Country Fly Fishing clubs. As a result of these efforts, a program to introduce over 750,000 Guadalupe bass fingerlings into the north and south forks of the Guadalupe River and Johnson Creek began in 2005. The five-year program was completed in 2010 and currently TPWD is evaluating the results of the stocking, to measure its success in reestablishing the pure strain bass. The Guadalupe bass is also known as the freshwater trout, because it lives in fast moving water and fights much like a rainbow trout. Fly fishermen love to catch Guadalupe bass.

For his efforts in reestablishing the Guadalupe bass in the river and creeks of west Kerr County, Guy was presented a very prestigious honor by the Federation of Fly Fishers in 2010, when he was awarded the Conservation "Person of the Year."

Guy and I have eaten many meals together at the Lakehouse Restaurant in Kerrville, where we talked about how to improve our club as well as deep discussions about the state of affairs in our nation.

Guy is also a member of the Fredericksburg Fly Fishers club and has worked hard to bring our clubs closer together by working on joint projects, such as youth education and the administration of the very popular rainbow trout program. Several years ago, the HCFF initiated the program of buying and releasing Missouri rainbow trout into selected Hill Country rivers and streams in December each year and practicing catch and release until April, when the water warms up.



Luis Fadilla, TPWD Buffalo Soldiers Heritage and Outreach Program Manager, brought history to life, sharing the life and the important role of the Buffalo Soldiers with the young men, and encouraged them to follow their dreams.

The Journey to Manhood Includes Nature and Nurture

GREG AKINS – TPWD Aquatic Education Training Specialist, Houston

Texas Parks and Wildlife's mission is to conserve our natural resources for present and future generations. Many groups and organizations take great pride in helping TPWD educate citizens and youth about the importance of preserving and protecting fish and wildlife and their natural habitats.

One group is the Steve Harvey Foundation. Each summer the foundation offers male youth, ages 13 to 18, from across the country, the opportunity to experience programs and activities hosted at Mr. Harvey's ranch in north Texas. The Steve Harvey Mentoring Program invites the youth and their single mothers to the ranch for a seven-day program to learn and share experiences about growing into manhood. The week-long program includes discipline and constructive criticism in an outdoors setting, which is a wonderful backdrop for this experience.

To apply for the camp, the youth must submit an essay entitled "What I miss in not having a father." This year's camp hosted 120 male youth. A variety of male mentors including military personnel, actors, sports figures, and business owners volunteer with the program. The ranch also provides the youth the opportunity to experience outdoor activities that parallel their journey into manhood. The journey to manhood and in the outdoors includes goal setting, respect, and appreciation.

Staff and volunteers from TPWD and the U.S. Fish and Wildlife Service provided several outdoor activities for the youth, including archery, fishing, wildlife laws, and black history.

The large group of youth was divided into smaller groups led by members of the United States Army. These mentors provided the youth additional guidance and discipline throughout the day and week.

Each group learned how to safely use and respect the archery gear as they aimed at a rolling target. The Buffalo Soldiers, the first peacetime, all-black regiment established by the United States Congress, shared their history with the youth. The importance of this regiment, the protection they provided and the citizenship they displayed, became part of the ingrained camp theme.

Game wardens from TPWD provided an engaging "Who Dun It" program that covered the rules and regulations that protect our natural resources using real life game violation examples. A professional diver selected youth to put on a wet suit and dive gear to take a fish-eye view of the stock tank.

Fishing also provided lessons in patience and other life lessons such as how a small ripple can make a big difference, and the early bird catches the worm, or letting go of the small fish to wait for a larger one.

Clean Water: Keeping Our Waters Fishable, Swimmable and Drinkable

KEIRA QUAM – TPWD Aquatic Education Training Specialist, North Texas

Texas Parks and Wildlife Angler Ed Instructors know how to use the habitat mat to teach beginning anglers where to locate fish in the water. Here is a variation that will also let you extend that lesson to include the importance of clean water that is fishable, swimmable and drinkable.

MATERIALS

- TPWD Habitat Mat
- Marine Debris poster
- Toy fish, animals and bugs
- Sticks
- Rocks
- Lead weights
- Plastic bag pieces
- Old fishing line
- Beads
- "Miniature" cans

Begin by placing the fish, rocks, animals, sticks and bugs on top of the mat and ask everyone to pick up at least one fish, animal, bug, stick and several rocks and place them where they think they would be found in the river. Next ask which way the river is flowing and point out the arrow on the mat.

Teach that fish generally face upstream and use the analogy that they are the ultimate couch potatoes – waiting for their food to come to them. Ask everyone to help point the fish in the right direction and then discuss exceptions where fish face out when they are behind rocks, in slower or swirling water, etc. Discuss that casting upstream and letting the bait, lure or fly float downstream is what fish expect to see. Then talk about the places in the stream where fish are located, primarily near shade and structure and that they are found at different levels in the water, top, bottom and in the middle.

Next, begin by putting out a handful of lead weights on the mat and ask participants to place them where they think they would be found in the stream after fishing lines broke off. Discuss what effect lead has on organisms and according to Wikipedia, "how it interferes with a variety of body processes and is toxic to many organs and tissues including the heart, bones, intestines, kidneys and reproductive and nervous systems." Discuss the availability of environmental friendly sinkers made from steel, brass or tin.


Put out a handful of pieces of grocery sack and ask participants to place them where we would find them along the stream. Discuss how some cities are banning the use of plastic bags, how long it takes for plastic to decompose and how animals may mistake the plastic bits for food. Follow this with pieces of fishing line and how animals such as ducks and other water fowl can become entangled in the fishing line.

Finally, put out some beads and discuss how they represent microbeads that are being manufactured and added to make-up and lotions. Ask participants to place them in the stream and explain that according to Wikipedia, "Plastic particle water pollution by microplastics including plastic microbeads has become a substantial environmental concern." Most people have never heard of microbeads.

Next use the Marine Debris poster to discuss how long it takes for various items to disintegrate in water. You can also add the extension that in the past, people were told to dispose of their old medicines by flushing them down the commode. Now we find that our water supply contains these medicines! Look for a pharmacy in your area that accepts and disposes of these medications safely.

Due to medicines, lead and other contaminants in our water, it is always a good idea to check for water quality advisories online before keeping fish for consumption. A fishing trip with catch and release may be a better option in some areas.

A saltwater extension with the ocean side of the habitat mat would include sea turtles mistaking plastic bags for jellyfish, and animals getting entangled in fishing line.



Anglers at the Oktoberfest event learn how to keep our waters fishable, swimmable and drinkable. Habitat mats are available in Instructor kits located throughout the state. The habitat mat image is available for download from the TPWD Angler Education Instructor web page: <http://tpwd.texas.gov/education/angler-education/>


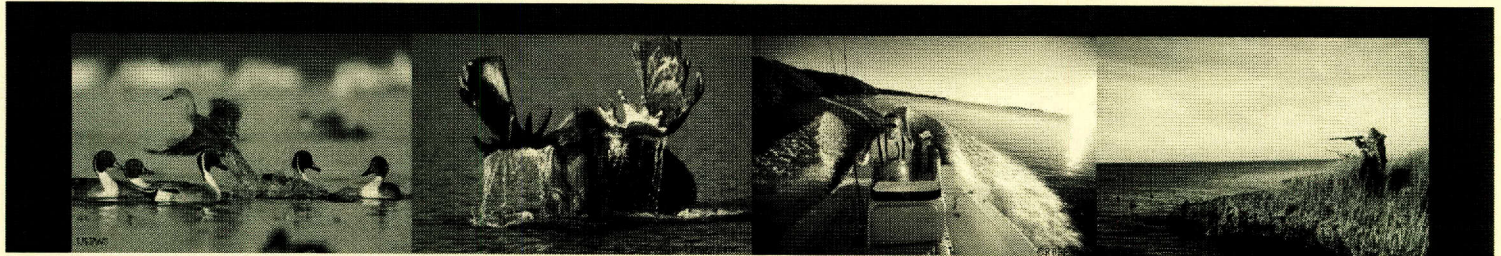
Many of our instructors incorporate a 10-minute shoreline clean-up with their classes or clinics. You can also get involved with organizations such as the Texas Stream Team, Adopt-a-Beach or your local Keep Texas Beautiful affiliate to help with shoreline and lake clean ups in your region.

This lesson provides an amazing visual that teaches people how our streams really look. I'm sure our amazing volunteers will think of additional environment concerns that can be added to this lesson. If you do, please share them on our Angler Education Facebook page! facebook.com/texasanglereducators

ADDITIONAL RESOURCES

- Aquatic Wild – Fishable Waters, and Plastic Voyages
- Texas Aquatic Science, Chapter 14 – Water for People in the Environment www.texasaquaticscience.org
- Got Clean Water? Thank a hunter, angler or boater poster <http://nctc.fws.gov/resources/knowledge-resources/Posters.html>
- Got Drugs? National Take Back Initiative, www.deadiversion.usdoj.gov/drug_disposal/takeback/
- Leave No Trace, www.lnt.org

The Got Clean Water? poster is a great way to share the clean water message, and is available from the U.S. Fish and Wildlife Service.



Thank a hunter, angler, boater, or recreational shooter.

WHY? They pay billions in excise taxes and license fees. These dollars go to States to conserve fish and wildlife, and enhance recreational opportunities. CLEAN WATERS are the result of restored and conserved habitats.




Fishing for Conservation

CALEB HARRIS – TPWD Aquatic Education Training Specialist, Central Texas

Ever wish you had a short intro video about fishing and conservation to show to your fishing classes or outreach events? Well guess what, we have just what you need and it's free!

Chapter 13, *Fishing for Conservation*, of the new *Texas Aquatic Science* Student online guide, features a short two-minute video along with written information, specific to Texas, about fish and fishing, graphics, challenge questions and career links.

Fishing for Conservation – Chapter 13



Understanding fish and fishing is key to understanding Texas' aquatic ecosystems, and helps millions of Texans enjoy, appreciate, and conserve our precious aquatic resources.

Although the aquatic science curriculum was designed for use in middle and high schools, it focuses on awareness and stewardship of the water resources and ecosystems of the state – something that every angler needs to know! In addition to the *Fishing for Conservation* chapter, other useful chapters include *Living in Water* – all about adaptations; and *From Sun to Sunfish* – an exploration of food webs. All these chapters would make a great addition to your basic fishing classes.

How did this project come about? A survey conducted by Texas Parks and Wildlife Department (TPWD) revealed that teachers of a new and popular high school course, Aquatic Science, were searching for relevant materials and the only widely available curriculum to high schools was a publication out of Hawaii that focused on the Pacific marine environment with no freshwater examples. In addition, middle school science classes have many specific aquatic science standard requirements, yet have even fewer available resources.

TPWD partnered with "Headwaters to Ocean," a foundation-funded cooperative project between Texas State University "Meadows Center for Water and the Environment" and Texas A&M University–Corpus Christi Harte Research Institute. The curriculum was modeled, in part, after a successful guide used in Missouri. During the writing of the curriculum, each chapter was rolled out on a public website and reviewed by teachers and other interested parties to refine and add activities and content. The result was the student website and a free 729-page online teacher guide both of which earned national second-place honors for Education and Outreach from the Association of Conservation Information (ACI) in 2013.

The student website (<http://texasaquaticscience.org>) includes:

- 14 chapters of content, from molecules to ecosystems, relevant to Texas
- Introductory streaming videos (~2 minutes each) for each chapter to inspire interest
- Guiding and key questions to introduce ideas and relevance
- Career spotlights relevant to each chapter
- High quality images and resource links

The teacher guide (www.tpwd.texas.gov/publications/learning/aquaticscience/index.phtml) includes:

- Hands on activities and lessons, specifically matched with state teaching standards.
- Student pages for activities labs and research lessons
- Suggestions and links to other resources to enrich the activities and lessons
- Suggested field trips and contact information.
- Premade assessments.

Due to the popularity of the student online guide, an optional printed student book will be available for a nominal fee from TAMU Press in 2015.


Are you a Fishing A'FISH'ionado?

1. What is the...
 - a. State freshwater fish of Texas?
 - b. State saltwater fish of Texas?
2. What is the state shell of Texas?
3. What's the best way to stay warm when fishing in cold weather?

- 1a. Guadalupe Bass
- 1b. Red drum
2. The lightning whelk
3. Dress in layers, start with a snug fitting, quick drying base layer (synthetic is best; cotton will stay wet and cold). Next is the insulated layer; fleece works well. Finally the shell layer protects you from rain and wind. And don't forget to wear a hat. Remember, it's easier to stay warm then to get warm!

State-Fish Art Contest Promotes Conservation

**ENTRY DEADLINE:
MARCH 31**



Atlantic cod on acrylic, Brady King, 1st place, grades 10-12 © Wildlife Forever

The State-Fish Art Contest is part of a conservation education program designed to spark the imaginations of students while providing valuable lessons about fish and the importance of conserving Texas' aquatic resources. Students in grades 4 through 12 in public, private or home schools are invited to submit a drawing of an officially recognized state fish and a one-page essay on its behavior, habitat or conservation. Students in K-3 may also submit a drawing; the essay is not required for this age group.

A free lesson plan is available for assisting students who wish to enter the contest. An official entry form must accompany all entries.

The Toyota Texas Bass Classic provides funds for cash prizes for Texas winners and for travel expenses for Texas first-place winners and their families to attend the national event. The contest is sponsored by Wildlife Forever, Texas Parks and Wildlife Department, Rapala, Mall of America, North American Fishing Club, Minnesota Twins, U.S. Forest Service, U.S. Fish and Wildlife Service, Wonders of Wildlife, Great Lakes Fishery Commission, and the Fishing League Worldwide (FLW).

Wildlife Forever is a conservation organization whose mission is to conserve America's wildlife heritage through conservation education, preservation of habitat and management of fish and wildlife. Learn more at www.wildlife-forever.org.

Operation Game Thief Develops New Reporting Method



A game warden confiscates an illegal fish gill net near Falcon Lake. © TPWD

Authorized in 1981 by acts of the 67th Legislature, the Operation Game Thief program was created to assist game wardens in our state's ongoing battle against poaching. Operation Game Thief quickly became a vital link between the sporting public and our game wardens, and has since evolved into one of the nation's premier wildlife crime stopper programs.

"OGT" allows citizens to report game law violations for hunting, fishing and water safety to state game wardens and earn cash rewards of up to \$1,000.00 for tips that lead to convictions. Currently, citizens can report by calling the hotline: 1-800-792-GAME. No personal information is collected; you will be issued a 5-digit case number. **Now, a new texting feature of the program allows another easy option for reporting violations.** On a cell phone, text your report to 847411, start your message with "tpwd" and continue with the information. Be sure to include the nature of the violation, the location, the name and/or description of the violator, a description of any vehicle or boat involved, and any other important information which will assist in apprehending the violator.

FOR MORE INFO: www.tpwd.texas.gov/warden/ogt/

Gen Is Still “In the Loop”

GENEVIEVE LUNG – TPWD Outreach and Education Administrative Asst./Purchaser

First of all, I would like to say how much I have enjoyed working with all of you over the last five years. I have become friends with so many of you and hope these relationships continue. I have accepted a position within Texas Parks and Wildlife that will take me away from the duties that I've been performing for Angler Education for the past five years.

Although I will still be “in the loop” working behind the scenes for Angler Education; my primary job duties will be purchasing for the Outreach and Education department and performing administrative assistant duties to the Outreach and Education Director. What does this mean for you? It means that I won't be your point of contact for placing material orders or assisting with the volunteer management system. However, I will be close enough to jump in when needed and assist co-workers and fellow anglers when needed, and of course, train my replacement.

The memories that I have will forever fill my heart and I'm so thankful to have had this opportunity. Please know that I will continue to keep up with you and will be checking to make sure that your reports are in on time. Just kidding, but I do hope that you all embrace the person who will take my place, and the new online volunteer management system and come to realize all of the benefits that come with it.



*Hugs and Wishes
for Big Fishes,*

Genevieve “Gen” Lung

My Good Friend Guy Harrison, continued

After a number of members of the FFF club joined the lease, it was made a project that would be jointly administered by both clubs, mainly through the efforts of Guy.

Guy loves to tie flies and he encouraged me and a number of our club members to learn. He tied flies commercially for the Orvis stores for a time. Thanks to Guy, fly tying is now one of my hobbies. Guy has had

such a positive influence on my life as I, too, am getting older. He never complains about his health and is always interested in my, and my wife, Carolyn's, health. I cannot remember a time when he said anything negative about anyone. He has a tremendous amount of energy and drive for someone in their nineties. He directs his energy to make our club more successful and I for one very much appreciate his efforts. I particularly am very proud when he calls me his best friend.

The Official App for Texas Hunters and Anglers!


TEXAS
PARKS &
WILDLIFE

Get the free *Outdoor Annual - Texas Hunting and Fishing Regulations* mobile app.

Now when you're afield or afloat you can easily access regulations on your iPhone or Android, even without internet service.

Download
now >> **OUTDOOR ANNUAL**

outdoorannual.com/app



The Journey to Manhood, continued

Several of us witnessed a great bonding experience between two brothers. The younger challenged the older to match him in reeling in a fish. The older brother caught the big fish almost as if to say “you didn't think I was going to let you out-fish me!” Watching these brothers walk away with their arms around each other was priceless. One TPWD volunteer said “someday these young men will look back on this program and recognize how powerful an impact this program was on their lives.”

The Steve Harvey Foundation's focus on mentoring has proven to be an exceptional program for young men. The guidance and discipline provided by the army personnel along with the methodology of the mentoring program is pivotal in helping these young men understand the value they add to society. And although the week-long journey was challenging, I dare say the experience was profound not only for the youth, but for their mothers, and the mentors. I encourage others to become a mentor and get involved with a similar youth program where both nature and nurture are equally important.

Fish Safety: For you, the fish, and the habitat

CALEB HARRIS – TPWD Aquatic Education Training Specialist, Central Texas

Anglers know the first safety rule of fishing is to look before they cast. But what do you do when you hook the big one? The main point to remember is: *protect the fish and yourself.*

All fish have a protective slime coating; it is their first and best defense against infection and harmful things in the water. If you hold a wet fish with dry hands, the fish will end up with a human hand-shape of missing slime leaving the fish vulnerable, and you will end up with a goo-filled hand. This can be avoided by making sure everything that touches the fish is wet, including your hands.

When you reel in a fish, get close to the water and hold the rod tip up so you can reach out and grab the line. Instead of reeling the fish up and out of the water, follow the line down with your hand to the head of the fish while it's still in the water. A fish that is hanging in midair flailing or flopping around is more likely to get hurt, and likewise you are more likely to get poked as you try to grab it.

Once your hand is near the fish's head at the surface of the water, what you do next might depend on what type of fish it is.

If it's a small bass (under two pounds) you can hold on to its mouth or jaw, with your thumb in its mouth. For larger bass, do not "lip it," especially if you are practicing catch and release. Instead, support the weight of the fish with your second hand from underneath its body. This way you will not break their jaw. Most freshwater fish do have some small rough teeth that feel like sandpaper, but nothing that should damage your finger.

For catfish, slide your hand down the line, and reach underneath the body to get a good secure hold of the fish behind the pectoral fins, keeping the dorsal fin pointed outward, away from your body. The soft barbels around the mouth of the catfish will not harm you, but the dorsal fin is very sharp. It is much easier to avoid the spines coming toward the fish's head by the line, than by trying to grab it flopping around out of the water.

Small sunfish have lots of "pokey" spines in their dorsal/back fin, so when your hand is to the fish's face, slide your hand down along the back of the fish to flatten the spines on the sunfish and hold him around his body. Look at the diagrams for suggestions.

Trout are not dangerous to hold, but they are extremely sensitive to changes in their environment and need to remain in the water as much as possible. They have extremely tender mouths and should never be held by their mouth. Trout should be held by their body using both hands, you can make a loop of your fingers snug around their tail as you remove the hook.

Most saltwater fish, such as flounder and sea trout, have sharp teeth. Use a "Boca Grip" to securely grip the fish by its mouth. But remember, don't hang the weight of large fish by their jaw. Always support the weight of the fish with your other hand if you take it all the way out of the water.

You may have seen very large fish, such as red drum, being held with people's hands inside their gill flap (aka, operculum). This certainly damages the fishes gills and is not a good way to handle a fish if you intend to release it.

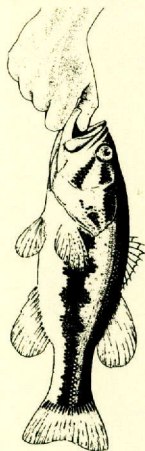
You can purchase fish handling gloves, that save you from a few inevitable pokes and pricks, but they should be wet before handling fish as well, just like your hands.

Once you have a hold of the fish, there are two ways to proceed. For catch and release, try to leave it in the water as much as possible so the fish can breathe, removing the hook as quickly and safely as you can. Never throw a fish! Hitting the water hard will hurt the fish. Gently place the fish back in the water upright like they normally swim and let them go. If needed, wiggle them to get the water flowing back through their gills.

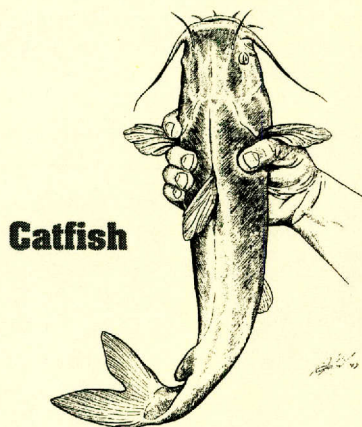
If the hook is swallowed, cut it off as deep as you can inside the fish's mouth and let it go with the hook still in the fish. The hook will eventually rust and trying to remove it will almost certainly kill the fish.

If you intend to practice catch and release fishing, consider using barbless hooks or mash the barb of the hook down prior to fishing. This allows the fish to be released from the hook more easily and also makes it easier to remove hooks from clothing and skin!

CONTINUED ON PAGE 12

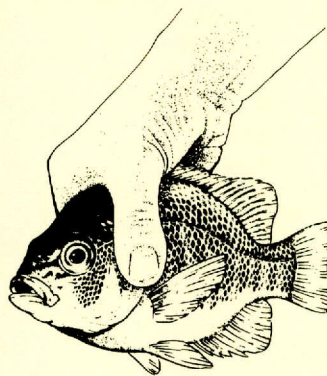


Bass

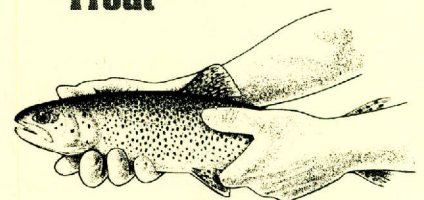


Catfish

Sunfish



Trout



Answer the Phone and Learn to Fly Cast

LES JACKSON – TPWD Volunteer Angler Ed/Fly Fishing Instructor; Fort Worth Fly Fishers

At times, I have been asked to help instruct people who want to learn fly casting. Although I am not a Certified Casting Instructor (CCI), I use a way of teaching that is easy to learn and understand and helps people catch fish. My goal is to de-mystify the art of fly casting for beginners and prevent the start of any bad habits. I draw my inspiration from the renowned Joan Wulff who leads a fly fishing school and is an amazing caster. Her methods are considered very intuitive and easy. One of her techniques is to use analogies of common actions to help people visualize rod placement as they cast.

One analogy she uses, that I also use, is the action of answering a land-line phone with a handset. I tell students to visualize the fly rod as the handset and to imagine answering a land-line phone as it rings. Once they "hear" the ring, I tell them to pick up the receiver and hold it up to and against their ear to say "hello." Next, I demonstrate with the fly rod in hand; the start position is rod-tip down and the student is holding the rod. As they "answer the phone" the cadence and timing is quick to a stop at the ear which creates energy in the fly line to build and allows the line to straighten out behind them into a nice back cast.

In a half second, the user then says "it's for you" as if there were an imaginary friend waiting to receive a hand-off. This starts the forward cast. As the student moves the rod forward and stops, the fly line is thrust forward to a stop, then softly laid down. The forward stop creates forward load, a force of energy in the line bending the rod deep much as an archer pulls a string on a bow. This is the way the rod and line work together to create loops unloading forward and back.

As I have used the phone to help visualize the time and position of the rod during the cast, it is important that the starting position of the rod is pointed at the ground (rod tip down). This act of leaving the tip nearly touching the ground creates the initial force required to throw the line behind the caster and make enough speed and force to load the rod when stopped at his/her ear. Going too far back will lose load or energy required for the forward cast. This sweeping and stopping action is the

hallmark of good casting fundamentals. Sometimes a caster might even consider casting side armed and watching the line behind them to see how the cast unrolls; that is, to see how the loops created in the line release energy in straightening out.

Failures in the cast can be obvious. For instance, if the caster draws the line up and says hello, but waits too long to come forward, they will find a drooping cast which whips forward and likely hit them in the back or cracks like a whip. Casting in contrast is quiet and smooth. Another common failure is rapid movements without the time required to allow the rod to load up and be prepared to cast forward or back. This is why I ask casters to verbalize "HELLO" followed by "IT'S FOR YOU." These statements are more than the timing of the cast – it's also a way to remember where and when the caster's hands are in relation to the rod and line.

Another easy cast to learn which fly fishers often use is the "roll cast." Simply put, the roll cast is an abbreviated forward cast. The mechanics start off much as the cast mentioned above, the aerialized cast, but instead of using the "hello—it's-for- you" cadence, we slowly draw the rod tip up to the ear and stop. At this point the rod will point straight up (12 o'clock position) and the trailing line will form a reversed arch or what is commonly known as a "D" shape. Once the caster sees this "D" shape, he/she will stop, then push the rod forward to an abrupt stop at the 10 o'clock position creating a roll in the line which will deliver the tippet to its destination. Roll casting offers a fisherman an advantage when making casts at fish within sight and without much line movement to spook fish. It's also an effective cast to use when there are low hanging trees or brush behind the fisherman, or in windy conditions.

Although YouTube or other teaching videos are great tools for intermediate or advanced casters, I feel the best method for beginners to learn and improve their casting technique is to have another person watch and provide feedback. Remember, practice will help in the development of muscle memory – the key to the casting experience.

Fish Safety, continued

To protect yourself and others, remember to wear sunscreen, a hat and sunglasses to protect you from the sun and wayward hooks. Practice water safety. Always wear a lifejacket if on a water craft, and leave a float plan. Non-swimmers should wear a lifejacket or have a throwable rescue device nearby when fishing near deep water.

For the protection of the habitat, consider using lead-free weights and keep a used fishing line container with your gear. Other handy items to include in your tackle box are a pair of pliers, or a fish hook remover, and a small basic first aid kit. Always practice leave no trace ethics, pick up trash, and stay on established trails to the water's edge.

If you are planning to harvest the fish, be sure to check for local fish consumption bans from the Texas Department of Health; this link is also available on TPWD's website. Place the fish on a stringer, in a live well, or in a bucket filled with cool water, or, place the fish on ice immediately; the cold ice will anesthetize the fish. A fish held on a stringer should not

die. The most common stressor for fish held for harvest is that the water becomes too warm and a lack of oxygen. Be sure to keep your stringer or bucket out of direct sunlight. Stressing fish is not only poor stewardship but it may reduce the quality of the meat for consumption. Learn in advance how to "fizz" or deflate the air bladder of fish reeled in from deep water.



For information about what to do when you catch something other than a fish, see our previous newsletter article in the Summer 2014 issue. TPWD has many teaching resources about safety including our fish handling flash cards, the catfish water bottle mode, and videos about casting safety, fish handling, fizzing fish (releasing air from the fish's internal swim bladder), and storing your catch.

© DAVID NEYSES, TPWD VOLUNTEER AREA CHIEF



ANGLER
EDUCATION

Year in Review

SEPTEMBER 2013 – AUGUST 2014

Our program continues to grow and be successful because of the dedicated volunteers who share their passion for the outdoors with others. Thank you for another great year!

644

Classes and outreach events held

- 458 Conventional Fishing Classes & Outreach events
- 72 Fly Fishing Classes & Outreach Events
- 69 Instructor workshops
- 24 Go Fish ~ Learn-to-Fish at State Park events
- 21 Take Me Fishing Exhibit Trailer events

62,205

People reached

- 39,216 Youth
- 22,989 Adults
- (482 new instructors trained)

19,737

Volunteer hours

TOP LURES – over 100 hours!

NAME	HOURS	NAME	HOURS	NAME	HOURS
ANDERSON, JERE	528	REA, PETER	172	RENKEN, JULIAN	113
SMITH, DAVID	334	METHENY, SCOTT	171	DAVIS, SHELIA	113
JOHNSON, RICHARD	299	LECCA, CPH-T, VINCENT	168	SESSUMS, JERRY	110
CROCKER, ELLIE	267	MONTAYNE, DANIEL	166	PETRUSKEVICH, CONNIE	107
MCLENDON, WALTER	247	SLAYTON, RANDY	163	CUNNINGHAM, KEVIN	104
STAAB, NEIL	218	BASS, JAMES	150	SALGADO, KITTY	101
SCHERER, MICHAEL	209	WILSON, SHANE	138	ALVAREZ, ROY	100
UNDERWOOD, SUSAN	199	GEBAUER, TIMOTHY	132	PATERSON, CLINTON	100
WILLIS, HARVEY	187	GRIMET, H.C.	123	SIMMS-JUSTICE, MELANIE	100
BRASHEAR, ROBERT	184	SHAVER, BRENDA	120	VALDEREZ, CRYSTAL	100

Welcome, New Instructors!

May - December 2014

We encourage you to team up to teach. It's fun, easy, and a great way to support each other.
Call the Austin office for contact information if you would like to team up with one of these new instructors.

If we have accidentally left someone off, please let us know. * Indicates Fly Fishing Instructor

NATALIE AMOROSO	ABILENE	TEDELL BRADLEY	CARNACK	MARIAN TAYLOR	HENDERSON
NATHLIN HOLBROOK	ABILENE	SUSAN BURKE*	CARROLLTON	KOURTNI ADAMS	HOUSTON
MICHAEL HOMER	ABILENE	LANA MITCHELL	CARROLLTON	WALTER BAILEY	HOUSTON
MICHAEL PECORARO	ABILENE	MARK OGLESBEE	CELINA	SEBASTIAN BANKSTON	HOUSTON
ROBERT PEREGIL*	ABILENE	JAMES BALTHROP	COLLEGE STA.	CRYSTAL CLARK	HOUSTON
JENNIFER SILVAS	ABILENE	ELIZABETH CUNHA	COLLEGE STA.	CHRISTOPHER COLES	HOUSTON
CARLOS GARCIA	ALICE	NAVEEN CUNHA	COLLEGE STA.	BRYANT DAUPHINE	HOUSTON
WILLIAM BALBOA	ALVIN	PAUL CUNHA	COLLEGE STA.	CRAIG DURIO	HOUSTON
DAVID CRODY	ALVIN	MARY FAIR	COLLEGE STA.	ASHLEY HAWTHORNE	HOUSTON
TED EDDINS	APPLESPRINGS	SANDRA STUART	COLLEGE STA.	REBEKAH HEIMAN	HOUSTON
REUBEN BLOOM	ARLINGTON	CARA BIERSCHWALE	CONCAN	DAN PARSLEY	HOUSTON
KATHERINE CLARK	ARLINGTON	JOHNATHAN TAYLOR	COPPERAS COVE	RODRICK SMITH	HOUSTON
JONATHAN GILLEY	ARLINGTON	ADA ANDERSON	CORPUS CHRISTI	KIMBERLY SORENSEN	HOUSTON
MELODY HERRIN	ARLINGTON	SANDRA GUZMAN	CORPUS CHRISTI	LEONARDO TOBILLAS	HOUSTON
HSIN-WEI LIN	ARLINGTON	LARI JO JOHNSTON	CORPUS CHRISTI	DANIEL VELASQUEZ	HOUSTON
PAUL SHAFFER	ARLINGTON	JANA SHOCKLEY	CORPUS CHRISTI	ALYSSA VOGEL	HOUSTON
KIMBERLEY WALRAVEN	ARLINGTON	RICHARD ZIPPRIAN	CORPUS CHRISTI	JEFFERY WALLS	HOUSTON
JAMES WASDEN	ARLINGTON	KATHRYN BLOYD	CYPRESS	LAURA BABCOCK	HUMBLE
SCHALANDA ROY	ARP	JOHN BOYKIN*	DALLAS	BRUCE YOUNG	HUMBLE
CHRIS CUMMINGS	AUSTIN	TAYLOR GRAMBORT	DALLAS	HAL HOWERTON	HUNTINGTON
ERIC IMHOF	AUSTIN	RICHARD WAYNE*	DE SOTO	MARLENE CUPIT	HURST
DOMINIC MARTINEZ	AUSTIN	KATELYN SHAVER	DEER PARK	JOYCE WYNNE	HURST
LANDON MCNEELY	AUSTIN	LANDON TAYLOR	DENTON	YUE "JOHN" LI*	IRVING
JENNIFER MENGE	AUSTIN	DANA ROSARIO	DIBOLL	AMY KOCUREK	JASPER
TED WILLMANN	AUSTIN	WYATT JOHNSON	ENNIS	MIA BROWN	KARNACK
DAVID BECKMAN	AZLE	SHELLEY HICKS	EULESS	ASHLEY ABRAMSON	KATY
JENNIFER MAJORS	AZLE	KENNETH CARPENTER	EUSTACE	RENEE BONIN	KATY
PATRICK MAY	BASTROP	JIMMY CATON*	FAIRVIEW	JONI BOUCHER	KATY
KARL POIROT	BELLAIRE	RONALD LESSICK*	FARMERS BRANCH	MYRALDA CANTU	KATY
KATE BOYSEN	BLANCO	STEPHEN RUSSELL	FLINT	KELLEY CARR	KATY
RANDALL DILLS	BONHAM	BEATRICE WATT	FLOWER MOUND	STACY CLAYTON	KATY
REX PEEBLES	BROOKSHIRE	JENNIFER HOOD	FORT WORTH	KIMBERLEY DAVIS	KATY
ELIZABETH ALANIS	BROWNSVILLE	CHAD SULLIVAN	FORT WORTH	MARTY DOUCET	KATY
ALFREDO CORTEZ	BROWNSVILLE	DRAPER ALLISON	FREDERICKSBURG	JESSICA FRANK	KATY
ROSA CRUM	BROWNSVILLE	BRIAN WILSON	FRESNO	SUSAN HACKETT	KATY
ENIS ESPINOSA	BROWNSVILLE	ROBERT FUDGE	FRISCO	MELISSA LONG	KATY
NORA GALAN	BROWNSVILLE	MATT WARNASCH	FRISCO	BETHANY LOPEZ	KATY
ELIZABETH GARCIA	BROWNSVILLE	AMY GASTON	FT WORTH	REBECCA MALKOWSKY	KATY
MILTON HERNANDEZ	BROWNSVILLE	KASHIF ALEEM	FULSHEAR	NICKI MCDONALD	KATY
CONCEPCION HERRERA	BROWNSVILLE	STEPHANIE BAUMGART	GATESVILLE	DAVID MINKS	KATY
FRANCISCO IBARRA	BROWNSVILLE	ANTONIO DELLOSA	GATESVILLE	ANDREA MION	KATY
ANN JACOBO	BROWNSVILLE	JOHN HANCOCK	GATESVILLE	ROCIO SOKOL	KATY
LAURA MARTINEZ	BROWNSVILLE	RICHARD MCINTYRE	GEORGETOWN	ERIN STEFFEK	KATY
JOSEPH MEDRANO	BROWNSVILLE	MICHAEL WEST	GRAND PRAIRIE	AUDREY VANN	KATY
JESSICA MONTERO	BROWNSVILLE	LARRY HUMPHRIES	GRAND SALINE	KIMBERLY VASQUEZ	KATY
SAMUEL MORENO	BROWNSVILLE	BARBARA ALLEN	GRAPEVINE	KIMBERLY WHITMAN	KATY
ANDRE MUNOZ	BROWNSVILLE	DANIEL FLORES*	HARKER HEIGHTS	CHRISTINE HARDEE	KELLER
ISMAEL OLIVARES JR	BROWNSVILLE	ADAM DELGADO	HARLINGEN	JOHN BREAUX	KILLEEN
EDDIE PADRON	BROWNSVILLE	KRISTIAN FLORES	HARLINGEN	THOMAS BROWN JR.	KILLEEN
JANEE RODRIGUEZ	BROWNSVILLE	REYNALDO GONZALEZ	HARLINGEN	TYLER HAMMONDS	KINGWOOD
MARTHA RUIZ	BROWNSVILLE	ROBERT HANNAH	HARLINGEN	CHAD COLE	KRUGERVILLE
EMANUEL TORRES JR	BROWNSVILLE	KRISTOPHER JOHNSON	HARLINGEN	CHRISTOPHER GILBERT	KYLE
JACOB MULLIN	BURLESON	MARK MAYNARD	HARLINGEN	GARY GILBERT	KYLE
NATALIE MULLIN BARTON	BURLESON	ROLANDO RODRIGUEZ	HARLINGEN	AVIONDA WILLIAMS	LA MARQUE
KATRINA PYTEL	BURLESON	MARCIA TRUDEAU	HARLINGEN	MICHAEL FANICK	LA VERNIA
SCOTTY WILLIAMS	BURLESON	JACQUELINE GROVNER	HENDERSON	PAUL PRUITT	LA VERNIA
SEAN JONES	BURNET	FONDA SNOW	HENDERSON	SHANNON WITHERELL*	LA VERNIA

STEVEN BLAKE	LEAGUE CITY	JAMES MOORE NORTH	RICHLAND HILLS	ANTHONY OUDEMS	SPRING
VANESSA TILLEY	LEAGUE CITY	BRENT BURKOTT	OLMITO	COLE SPRINGFIELD	SPRING
RAYMOND MARKS*	LEWISVILLE	CHRISTOPHER HANNA	OMAHA	ELIZABETH GUTIERREZ	SUGAR LAND
DAVID WEAVER	LEWISVILLE	FRANCISCO PEREZ-MORELOS	PEARLAND	JARROD GEE	SWEETWATER
DARREN KIGHT	LITTLE ELM	ROBERT STIRLING	PFLUGERVILLE	SAMUEL HARRELL	SWEETWATER
LEAH ANDERSON	LONGVIEW	JINI BASHOR*	PLANO	MIKE HART	SWEETWATER
MARSHALL SARTAIN	LONGVIEW	DONALD AWBREY	POLLOK	MICKEY SCOTT	SWEETWATER
LINDA TOLLIVER	LONGVIEW	YOLANDA EVANS	PORT ARTHUR	LAWRENCE HAWES	TATUM
HAZEL VANN	LONGVIEW	THOMAS WOLFE	RAYMONDVILLE	AARON JOHNSTON	TATUM
SHARON REGAN LOS	INDIOS	DENA RENEAU	RED OAK	NICHOLAS MALOUKIS	TATUM
BETHANY TOWNSLEY	LUCAS	GAYLIN FULLER	RICHMOND	JOHN MOORE	TATUM
LAURA COCKRELL	LUFKIN	RENEE GLASSCOCK	RICHMOND	DEBBIE MUNOZ	TOMBALL
SHANNON COCKRELL	LUFKIN	LAURIE MAJESKI	RICHMOND	GUILLERMO MUNOZ	TOMBALL
STEPHEN COX	LUFKIN	YVONNE VOORHEES	RICHMOND	VERONICA RUANSKUL*	TROPHY CLUB
RICHARD CRENSHAW	LUFKIN	ROGELIO LOPEZ III	RIO HONDO	CHARLES PARNELL*	TUSCOLA
DANNIE DANIEL	LUFKIN	MIGUEL URESTI	RIO HONDO	ORA CURTIS-NAILS	TYLER
JONATHAN DAVIS	LUFKIN	CHARLES GROSSHANS	SAN ANGELO	JOSHUA GRAY	TYLER
ANDREW JAMES	LUFKIN	BRYAN GULLIXON	SAN ANGELO	STACI LARA	TYLER
DEREK LILLARD	LUFKIN	BILLIE HANCOCK	SAN ANGELO	JANIE MATHIS	TYLER
TERRY MIZE	LUFKIN	MATTHEW ALLEN*	SAN ANTONIO	ANN SANTANA	TYLER
RYAN MORGAN	LUFKIN	KAYLA GASKER	SAN ANTONIO	THOMAS SMITH	TYLER
JOHN MULLEN	LUFKIN	MAMIE LEW	SAN ANTONIO	LORRAINE LUNA	UNIVERSAL CITY
MICHAEL MURPHREY	LUFKIN	KIRK MORAVITS	SAN ANTONIO	TONESHIA STEWART	UNIVERSAL CITY
MARVIN "BEAU" PEARSON	LUFKIN	DAVID REICHERT*	SAN ANTONIO	CB WILLIAMS	WEATHERFORD
JAMES VALDEZ	LUFKIN	SHU TONG	SAN ANTONIO	MARY STILES	WEBSTER
DONNY WEBB	LUFKIN	RICHARD VILLA-BEZAEL*	SAN ANTONIO	RICK STEPHAN	WIMBERLEY
KATHLEEN SMITH	LUMBERTON	GARY YOUNGER	SAN ANTONIO	DOUG BEGOLE	
BUCK GRABOWSKI	MANOR	NOEMI GARCIA	SAN BENITO	JONATHAN FLOCKE	
ALLAN EDWARDS	MARSHALL	BRITTANY MENDEZ	SAN BENITO	DAVID KEELE	
JUSTIN KOONS	MCKINNEY	ROXANNA GONZALEZ	SAN JUAN	JEFF MOPPIN	
BLAKE SHUTTLESWORTH*	MCKINNEY	MELODY BAKER*	SAN MARCOS	RUBEN RIVERA	
DARREN SNYDER	MCKINNEY	JULIA FARMER	SAN MARCOS	PAT SWAHN	
LUZ OVIEDO III	MERCEDES	ZACHARY MORGAN*	SAN MARCOS	GARY WILLIAMS	
RHONDA QUEEN	MISSOURI CITY	BRADLEY ARNETT*	SCHERTZ	KAMARA WOODYARD	
DAVID MYERS	NAVASOTA	JOEL JANSSEN	SHEPHERD		
BENJAMIN LANKFORD*	NEW BRAUNFELS	JEFFREY GARDNER	SPRING		

AQUATIC EDUCATION CONTACT INFORMATION

General Information and Records

VACANT (800) 792-1112 # 8183 #
 (512) 389-8183 Fax (512) 389-8673
 education@tpwd.texas.gov

Supplies

ROBERT RAMIREZ
 (800) 792-1112 # 4528 #
 (512) 389-4528
 robert.ramirez2@tpwd.texas.gov

Aquatic Education Manager

KAREN MARKS (800) 792-1112 # 4732 #
 (512) 389-4732 Fax (512) 389-8673
 Mobile (512) 913-7615
 karen.marks@tpwd.texas.gov

Aquatic Education – Austin/Central Texas

CALEB HARRIS Office (512) 389-4472
 Mobile (512) 761-1606
 caleb.harris@tpwd.texas.gov

Aquatic Education – Houston

GREG AKINS Office (281) 534-0123
 Mobile (713) 201-8110 Fax (281) 534-0120
 greg.akins@tpwd.texas.gov

Aquatic Education – North Texas

KEIRA QUAM
 Office/Mobile (469) 644-2705 Fax: (972) 642-1419
 keira.quam@tpwd.texas.gov

Outreach and Education Director

NANCY HERRON (512) 389-4362
 nancy.herron@tpwd.texas.gov

www.tpwd.texas.gov/anglered/

www.facebook.com/texasanglereducators

UPCOMING EVENTS

TEXAS PARKS AND WILDLIFE



TEXAS FRESHWATER FISHERIES CENTER

January 17 and 24, 2015

9 a.m. – 2 p.m.

Fly Fishing Class for Beginners

Expert fly-fisher Bob Cappallo will teach fly-fishing for beginners, age 16 years and older. No fly-fishing experience is required and equipment is provided. A \$50 class fee per student includes entrance, lunch and a season pass to the Texas Freshwater Fisheries Center effective one year from the class date. Advance reservation required. Class size is limited to 20 persons.

March 14, 2015

9 a.m. – 4 p.m.

Fly Fish Texas

Fly fishing clubs and anglers from across Texas come to TFFC to share fly fishing tips and techniques and teach them to others. Aimed at the novice fly fisher, Fly Fish Texas is designed to teach you how to tie a fly, cast it and catch a fish with it—all in the same day.

March 28, 2015

9 a.m. – 4 p.m.

Outdoor Expo

Members of various divisions of TPWD and representatives of conservation groups and outdoor businesses will lead hands-on activities that will make you a better camper, angler and hunter. Learn a variety of outdoor skills and engage in activities such as archery, fishing and kayaking.



February 28, 2015

10 a.m. – 3 p.m.

Nature Day

Enjoy educational programs and activities that will introduce you and your family to the wonders of nature. Walk-through exhibits, activities, and crafts will be offered by a variety of nature based organizations. Youth activities include a nature scavenger hunt from 10 a.m. to noon and catch and release fishing from 1 p.m. to 3 p.m. Held at Sea Center Texas, 300 Medical Dr., Lake Jackson, TX 77566. Accessible to the mobility impaired.

February 28, 2015

1 p.m. – 3 p.m.

Youth Fishing Event

Pack your sunscreen, hat, lawn chair and fishing gear for catch-and-release fishing at our marine fish hatchery and visitor education center. Open to guests 16 years old and younger accompanied by an adult. Bring your own gear and bait with barbless hooks. No corks, artificial bait or treble hooks. Volunteers and staff will be on hand to assist first-time anglers.

For complete calendar and updates, visit
www.tpwd.texas.gov/tffc • www.tpwd.texas.gov/seacenter