


TXCA-0738



Texas Public Library Statistical Snapshot

2011

Texas State Library and Archives Commission

Preserving yesterday, informing today, inspiring tomorrow.

Peggy D. Rudd
Director and Librarian

Texas public library statistical snapshot. – Austin, Tex. :
Texas State Library and Archives Commission, 2011-
v. : ill. ; cm.

Annual.

2008/9-

1. Public libraries—Texas—Statistics—Periodicals.

I. Texas State Library and Archives Commission.

027.5764

L1900.3 P96L1

Contents

Library Facts	3
National Rankings.....	4
Financial Support for Libraries	5
Library Materials	6
Library Use	7
Electronic Resources Use.....	8
Staffing and Hours	9
Income	10
Expenditures.....	11



Library Facts

In these challenging times, Texas public libraries continue expanding services to meet patrons' needs. In addition to offering safe, comfortable spaces to study and learn, libraries provide access to government and job search resources, homework help and specialized online databases, as well as programs such as computer training, resumé coaching, children's story times and English-language classes.

Data from state and national surveys show that **Texas continues to lag behind national averages in funding and resources, while serving one of the most populous states in the nation.** In fiscal year 2009, the period from which Texas' data are culled, the state had 561 public libraries, with 868 buildings and eight bookmobiles. These figures are compared with national data from 2008, found on the Institute of Museum and Library Services' website at harvester.census.gov/imls/publib.asp

All Texas public library statistical data may be found at www.tsl.state.tx.us/ld/pubs/pls



National Rankings Library Holdings and Use

The Institute of Museum and Library Services ranks states (including the District of Columbia) on several criteria.

According to IMLS, Texas ranks as follows:

Category (per capita)	Ranking	Texas Average	National Average
Books owned	47	1.84	2.77
Audiotapes owned*	43	89.61	168.16
Video materials owned*	43	99.26	166.68
Periodical subscriptions*	47	2.65	6.07
Library visits	48	3.49	5.10
Materials circulated	44	5.12	7.72
Reference questions	37	0.72	1.02
Loans from other libraries*	40	19.29	188.07

*per 1,000 population



Financial Support for Libraries

According to IMLS, Texas ranks as follows in financial support for public libraries:

Category (per capita)	Ranking	Texas Average	National Average
Local income	42	\$19.11	\$31.94
State income	41	\$0.24	\$3.35
Wages	47	\$10.29	\$18.22
Total staff expenditures	47	\$13.47	\$23.89
Total collection expenditures	47	\$2.61	\$4.67
Total operating expenditures	48	\$19.66	\$36.36



Library Materials

In 2009, Texas public libraries added 1.63 million items to their collections.

Materials owned include:

41,760,804 print items

2,030,882 CDs and audiotapes

2,249,575 DVDs and videotapes

	Texas 2009	National 2008
Books per capita	1.84	2.77
Audio per 1,000*	89.61	168.16
Videos per 1,000*	99.26	166.68
Current periodicals per 1,000*	2.65	6.07

*items owned per 1,000 population

Average cost (2009):

Books – \$38.13

Audio books – \$48.15

Videotapes/DVDs – \$20.00

(Source: Library and Book Trade Almanac: The Bowker Annual, 2010)

Based on these averages, Texas public library collections have a conservatively estimated value of \$1.08 billion.



Library Use

Texans borrowed 116 million items from public libraries in 2009, a 6 percent increase from 2008; 43.3 million of these items were children's materials – a 15 percent increase.

Texans made nearly 80 million visits to public libraries in 2009, a 7 percent increase from 2008. That number of visitors would fill the new Dallas Cowboys stadium 987 times!

Texans asked their libraries to acquire 437,242 items from other libraries via interlibrary loan.

In 2009, 11.9 million Texans were public library cardholders. This is nearly half of the state's population at that time. Texas is ranked 35th nationally in registered borrowers per capita.

More than 3.3 million people attended children's programs in Texas public libraries during 2009.

Texans asked 16.4 million reference questions in 2009.



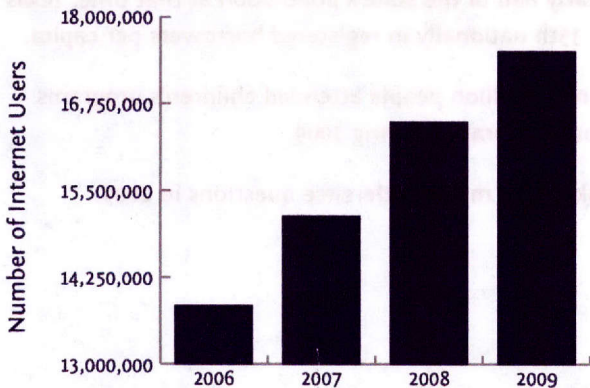
Use of Electronic Resources

Texans gained Internet access via public library computers 17.5 million times in 2009.

Public libraries are the No. 1 point of online access for people without Internet connections at home, school or work, and the only free source of online access for 67 percent of Texans.

America's public libraries have an average of 3.73 public-use Internet computers per 5,000 population.

Texas' public libraries have an average of 3.54 public-use Internet computers per 5,000 population.



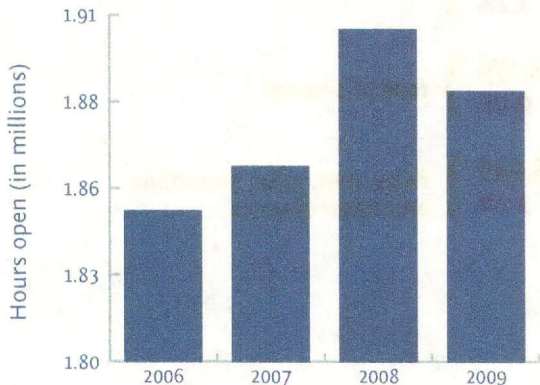
Staffing and Hours

Texas public libraries have 1,656 full-time-equivalent employees holding master's degrees in library science.

(Note: FTE is based on a 40-hour week.)

Texas ranks 38th in the nation in the number of librarians per capita with advanced library science degrees.

Texas libraries spent a total of \$233.2 million for staff salaries and an additional \$72 million for employee benefits in 2009.



Income

Texas libraries reported \$456 million in total income for 2009. This was an increase of 1.3 percent from the previous fiscal year.

Income sources for public libraries include:

\$433,116,819 } cities, counties and school districts
94.9% } does not include indirect support

\$5,388,154 } state sources
1.2% }

\$785,179 } federal sources
0.2% }

\$16,678,049 } fines, fees, gifts, donations
3.7% } and other sources

Expenditures

Nationally, 9,221 public libraries spent an average of \$36.36 per capita. Texas public libraries spent an average of \$19.66 per capita.

Texas public libraries reported \$445 million in total operating expenditures for 2009, an increase of \$5.48 million from 2008. Expenditures for materials decreased by 6 percent, however, because of cost increases in other areas, even though usage increased.

Texas public libraries spent the following amounts*:

\$305,225,260 } staffing and benefits
68.5%

\$59,183,524 } materials
13.3%

\$78,157,531 } other operating expenses
17.5%

*does not include indirect costs

Texas libraries also spent \$70 million on capital projects and improvements.



Visit our website
www.tsl.state.tx.us

2009 public library statistics and current library
contact information may be found at
www.tsl.state.tx.us/ld/pubs/pls

For more information about this publication, please contact
Stacey Malek, (512) 463-5532, stacey.malek@tsl.state.tx.us



P.O. Box 12927
Austin TX 78711-2927
(512) 463-5455
www.tsl.state.tx.us

Preserving yesterday, informing today, inspiring tomorrow.

published January 2011

