

XD P4050.3 ST 29
7/20/97 7/02
L. 0610 31006639
University of Texas-Pan American
Texas State Document

1994/5/6
55 May 6, 1997



U.S. GOVERNMENT DOCUMENT
DEPOSITORY LIBRARY NO.


JUL 21 1997

UNIVERSITY OF TEXAS-PAN AMERICAN
EDINBURG, TEXAS 78539-2996

STATEWIDE CONSOLIDATED TRAVEL DATA REPORT

FISCAL YEARS 1995 AND 1996 ANNUAL REPORTS

SEPTEMBER 1994 THROUGH AUGUST 1995
AND
SEPTEMBER 1995 THROUGH AUGUST 1996



Published By:
General Services Commission
Support Services Division
Travel Management Program
March 1997

Prepared By:
Ms. Melissa A. Farquhar
Travel Contract/Data Administrator
(512) 463-3254

Assisted By:
Ms. Gerry Pavelka
Manager
(512) 463-3559

THE UNIVERSITY OF TEXAS-PAN AMERICAN
A barcode with the number 0 1161 0814 7764 printed below it.
0 1161 0814 7764

Statewide Consolidated Travel Data Report

Source: State travel expense data in this report were compiled from travel expenses charged by state agencies and individual travelers on the State's contract American Express charge accounts; travel expenses reported by state agencies through monthly travel data reports; reports submitted by the contract travel agencies; and data received from the contract rental car vendors.

Travel data is estimated to be over 85% accurate for Fiscal Years 1995 and 1996.

Benchmarking: Benchmarking the State Travel Management Program performance against travel industry statistics and corporate business travel expenditures was continued in this report for Fiscal Years 1995 and 1996. The majority of data used in benchmarking were obtained from *The American Express Business Travel Review*. This quarterly publication provides key travel data drawn from the American Express corporate card and central billing account data bases, which include all private and public sector business accounts with American Express.

Savings: Dollars reflecting contract savings are the costs that were avoided by virtue of having the travel vendor contracts in place and state travelers utilizing these contract rates.

**Questions or Comments?
General Services Commission
Travel Management Program
P.O. Box 13047
1711 San Jacinto Blvd.
Austin, TX 78711-3047
(512) 463-3559
(512) 463-3564 Facsimile
E-mail: melissa.farquhar@gsc.state.tx.us
E-mail: gerry.pavelka@gsc.state.tx.us**

STATE TRAVEL MANAGEMENT PROGRAM (STMP) OVERVIEW

BACKGROUND

The STMP . . .

- ◆ was created by the 70th Texas Legislature to provide centralized management and coordination of state business travel.
- ◆ provides travel services to state agencies, resulting in a more efficient use of taxpayer dollars.
- ◆ is administered by the Travel Management Program, with a staff of six.

PARTICIPATION

- ◆ All executive branch state agencies are required to use all contracts for travel services awarded by the General Services Commission.
- ◆ Institutions of higher education are required to use all travel service contracts, except the contracts for travel agency services, when the services are purchased by General Revenue or Educational and General Funds.

COMPONENTS OF STMP

- ◆ **Travel Agency Services**
 - The STMP provides contracts with travel agencies around the state to assist state employees with travel reservations and ticketing.
 - These travel agencies are required by the contract to book the lowest available airfare and assist state employees with hotel and rental car reservations, as needed.
 - A percentage of the commissions the travel agencies receive from state business is shared with the State and deposited into the General Revenue Fund.
- ◆ **Charge Card Services**
 - Services are provided to state agencies and employees for the purpose of paying travel expenses incurred on official state business.
 - Services allow state agencies, through individual and agency charge accounts, to pay employee travel expenses directly to travel vendors and allow employees to pay travel expenses without using personal funds or obtaining cash advances from the State.
 - The charge card company provides data management reports on charged travel expenses to the STMP.
- ◆ **Discounted Rate Services**
 - The STMP negotiates discounted rates for state business with airlines, rental car companies, and lodging establishments.
 - The STMP provided contracts for discounted airline fares with 8 airlines in 261 city-pairs, 2 rental car companies, and 629 hotels nationwide, during FY 1995.
 - The STMP provided contracts for discounted airline fares with 11 airlines in 304 city-pairs, 2 rental car companies, and 664 hotels nationwide, during FY 1996.
- ◆ **Group/Meeting Planning (GMP) Services**
 - Services are provided to state agencies and institutions of higher education. On a voluntary basis, they may request assistance in securing commercial facilities for meetings, conferences, seminars, and other events at the lowest possible cost to the State, when state facilities are not available.

PUBLICATIONS

- ◆ The *Texas State Travel Directory*, published yearly, contains information on contract travel services.
- ◆ The *Travel-N-Texas Update Newsletter* is published on an as-needed basis.
- ◆ Both are distributed to state travelers through state agency travel coordinators.

FISCAL IMPACT TO STATE TAXPAYERS

- ◆ During Fiscal Year 1995, savings of \$14.5 million were achieved through the use of contract airfares and more than \$1.4 million through the use of the rental car contracts.
- ◆ During Fiscal Year 1996, savings of \$24.4 million were achieved through the use of contract airfares and more than \$2.0 million through the use of the rental car contracts.
- ◆ From FY 1989 through FY 1996, the STMP has had a positive fiscal impact of over \$77.6 million in airfare, rental car and GMP contract savings and revenue sharing.

TABLE OF CONTENTS

Fiscal Impact: Fiscal Years 1989-1996


- 1.0 Savings & Revenue Generation**

Consolidated Data: Fiscal Year 1995

- 2.0 Executive Summary**
- 3.0 Contract Savings: Airline Fare, Rental Car, and Hotel**
- 4.0 Airlines, Rental Cars, and Destinations**
- 5.0 Activity Analysis by State Agency**
- 6.0 Activity Report by State Agency**


Consolidated Data: Fiscal Year 1996

- 7.0 Executive Summary**
- 8.0 Contract Savings: Airline Fare, Rental Car, and Hotel**
- 9.0 Airlines, Rental Cars, and Destinations**
- 10.0 Activity Analysis by State Agency**
- 11.0 Activity Report by State Agency**



CONSOLIDATED TRAVEL DATA

FISCAL YEARS 1989–1996



FISCAL YEARS 1989-96



Savings and Revenue Generation



Cost Avoidance



Airline Contract Fare Savings




Group/Meeting Planning Contract Savings



Rental Car Contract Savings




Rebates



FISCAL YEARS 1989-1996

Savings and Revenue Generation \$128.6 Million




Savings:

- Cost Avoidance - contract travel agencies booked lowest applicable airfares
- Airline Fares - airline contract fares
- Group/Mtg Planning - group/meeting planning contracts
- Rental Car - rental car contracts


Revenue:

- Rebates - travel agency contracts



FISCAL YEARS 1989-1996


Cost Avoidance \$51.0 Million



Source: Contract travel agencies


Note: The decline in cost avoidance for Fiscal Years 1995 and 1996, as compared to previous years, is due to higher usage of contract airfares during these fiscal years. Also, contracts were awarded in a greater number of city-pairs for these fiscal years. Savings/Cost Avoidance for city-pairs under contract are reflected in the graph title "Contract Airfare Savings."

Cost Avoidance is the difference between the actual cost of the lowest available fare ticket booked for official state business travel and the full coach fare. Generally, these are for city-pairs that are not under state contract or routes where discounts available to the general public were used.




FISCAL YEARS 1989-1996

Airline Contract Fare Savings \$62.3 Million




Airline Contract Fare Savings is the difference between the contract airfare and full coach fare, based on the actual percentage of contract airfare reservations booked through the contract travel agencies.



FISCAL YEARS 1989-1996


Group/Meeting Planning Contract Savings \$6.8 Million



Source: STMP Group Meeting Planner Reports


Note: Group/Meeting Planning Contract Savings were not captured for Fiscal Years 1989 and 1990.

Group/Meeting Planning Contract Savings is the difference between the negotiated contract price and the standard cost of the facilities.




FISCAL YEARS 1989-1996

Rental Car Contract Savings \$7.1 Million




Rental Car Contract Savings is the difference between the average daily rate paid by American Express corporate card clients and the average daily state contract rate paid based on actual contract rental car days used.



FISCAL YEARS 1989-1996


Rebates \$1.4 Million



Source: Contract travel agencies


Note: FY 1989 - 1992: contracted with 1 travel agency.
 FY 1993 - 1994: contracted with 9 travel agencies.
 FY 1995: contracted with 8 travel agencies.
 FY 1996: contracted with 10 travel agencies.

Rebates are revenues received from contract travel agencies.




CONSOLIDATED TRAVEL DATA

FISCAL YEAR 1995



FISCAL YEAR 1995

Executive Summary



FISCAL YEAR 1995

Executive Summary

	<u>Executive Branch</u>	<u>Colleges and Universities</u>	<u>Legislative and Judicial</u>	<u>Total</u>
<u>Travel Expenditures:</u>				
Air	\$16.9M	\$32.5M	\$0.3M	\$49.7M
Hotel	12.9M	16.1M	0.3M	29.2M
Rental Car	<u>2.0M</u>	<u>3.1M</u>	<u>0.0M</u>	<u>5.2M</u>
TOTAL	\$31.8M	\$51.7M	\$0.6M	\$84.1M

Airline Round Trips	238,148	= \$209 per trip
Hotel Reservations	236,839	= \$123 per reservation
Rental Cars	49,971	= \$103 per rental

Source: American Express; State agency reports

Top 5 Airlines (Dollars Expended):

American Airlines	\$14.6M
Southwest Airlines	\$14.0M
Continental Airlines	\$ 7.3M
Delta Air Lines	\$ 5.2M
United Airlines	\$ 0.9M

Source: American Express

Top City Destinations and Top Hotel Chains Within City:


Austin, TX	Drury Inns, La Quinta Inns, Holiday Inns, Doubletree
Houston, TX	Marriott Hotels, La Quinta Inns, Holiday Inns, Wyndham Hotels
San Antonio, TX	Holiday Inns, La Quinta Inns, St. Anthony Hotel, Marriott Hotels
Dallas, TX	Holiday Inns, Harvey, Marriott Hotels, La Quinta Inns
Washington, DC	Sheraton Hotels, Hyatt Hotels, Marriott Hotels, Hilton Hotels
Corpus Christi, TX	Marriott Hotels, Holiday Inns, Sheraton Hotels, La Quinta Inns
San Francisco, CA	Hilton Hotels, Hyatt Hotels, Marriott Hotels, Ramada Inns
Chicago, IL	Hilton Hotels, Hyatt Hotels, Marriot Hotels, Sheraton Hotels
El Paso, TX	La Quinta Inns, Camino Real Hotel, Westar Suites, Holiday Inns
New Orleans, LA	Hyatt Hotels, Marriott Hotels, Hilton Hotels, Sheraton Hotels

Source: American Express

Top 5 Rental Car Companies (Dollars Expended):

Avis Rent A Car System	\$4.5M
Advantage Rent-A-Car	\$3.2M
Budget Rent A Car	\$0.2M
Hertz Rent A Car	\$0.1M
Alamo Rent A Car	\$0.1M

Source: Advantage, American Express, and Avis



FISCAL YEAR 1995

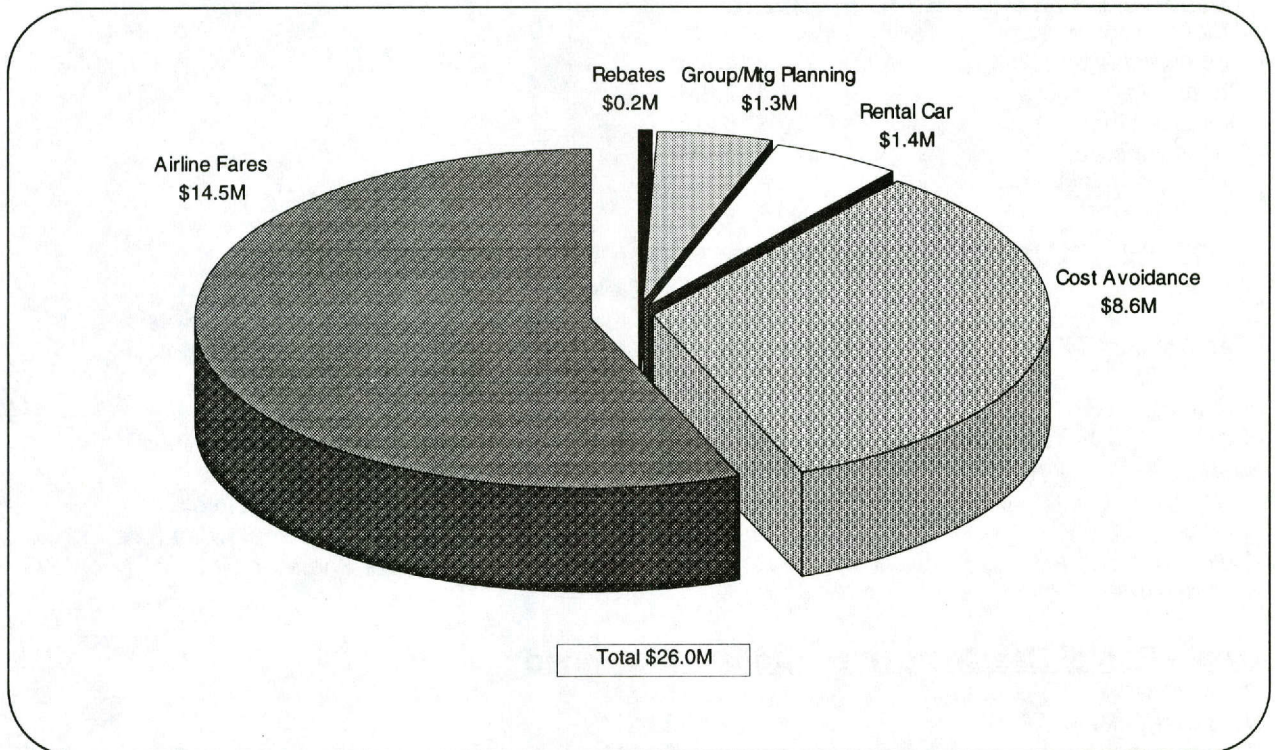
Savings and Revenue Generation \$26.0 Million


Savings:

- \$14.5M Airline Fares - airline contract fares
- \$ 8.6M Cost Avoidance - contract travel agencies booked lowest applicable airfares
- \$ 1.4M Rental Car - rental car contracts
- \$ 1.3M Group/Mtg Planning - group/meeting planning contracts

Revenue:

- \$ 0.2M Rebates - travel agency contracts





FISCAL YEAR 1995



Airline Contract Fare Savings



Rental Car Contract Savings



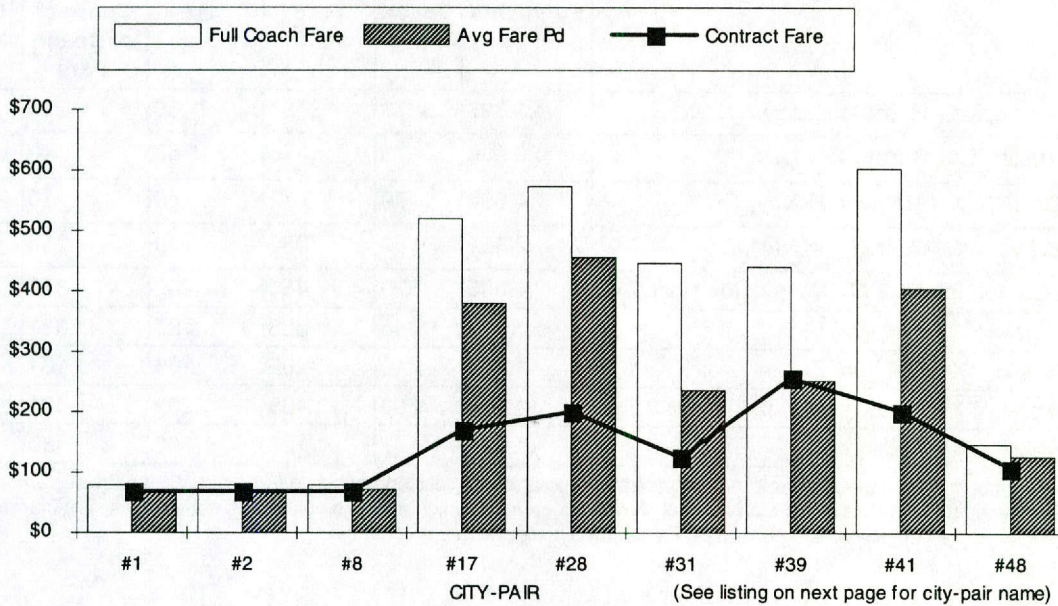
Hotel Contract Discount



FISCAL YEAR 1995

Airline Contract Fare Savings


- ◆ 261 city-pairs were under contract with 8 major airlines
- ◆ Total contract savings = \$14.5 Million



Source: *The American Express Domestic Airfare Index* for regular coach fare and average fare paid by all American Express business travel clients.

LEGEND:

Full Coach: Full economy class fares which are completely unrestricted.
 Average Fare Paid: Average one-way price paid by all American Express Business Travel clients.
 Contract Fare: Fares negotiated with commercial airlines for State of Texas government travelers.



FISCAL YEAR 1995

Airline Contract Fare Savings

Rank Per Usage	City-Pair	Total Segments	Full Coach Fare	Average Fare Paid	Contract Fare	Savings Contract vs Coach Fare	% off Coach Fare
#1	Austin, TX - Houston Hobby, TX	21,397	\$ 79	\$ 68	\$ 69	\$ 10	14%
#2	Austin, TX - Dallas, TX	20,968	79	70	69	10	14%
#8	Dallas, TX - Houston Hobby, TX	4,668	79	72	69	10	14%
#17	D/FW, TX - Washington Nat'l, DC	2,551	520	380	170	350	67%
#28	Houston Intcnl, TX - Washington Nat'l, DC	1,608	573	456	200	373	65%
#31	Chicago O'Hare, IL - D/FW, TX	1,403	446	236	125	321	72%
#39	Austin, TX - Chicago, IL	1,285	440	252	256	184	42%
#41	Austin, TX - Boston, MA	1,240	603	405	202	401	67%
#48	Austin, TX - Phoenix, AZ	1,091	147	127	108	39	27%

Source: *The American Express Domestic Airfare Index* for regular coach fare and average fare paid. City-pairs shown on this and the preceding page are those measured by American Express which are high volume for state travel. The numbers represent the city-pair ranking based on FY 95 state business travel volume.

LEGEND:

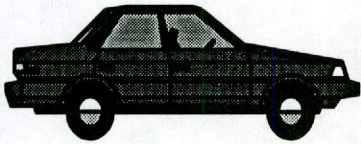
Rank: City-pair rating based on annual state business travel volume.

Total Segments : Number of one-way flights in city-pair (in either direction) flown by state travelers annually.

Full Coach: Full economy class fares which are completely unrestricted.

Average Fare Paid: Average one-way price paid by all American Express Business Travel clients.

Contract Fare: Fares negotiated with commercial airlines for State of Texas government travelers.




FISCAL YEAR 1995

Rental Car Contract Savings


- ◆ 2 Contract Rental Car vendors
- ◆ Total Contract savings = \$1.4M

Average daily rate \$45
 Average daily state contract rate \$37

Contract discount savings = 17%



Source: American Express Corporate Card Clients as compared to the State negotiated contract.



FISCAL YEAR 1995

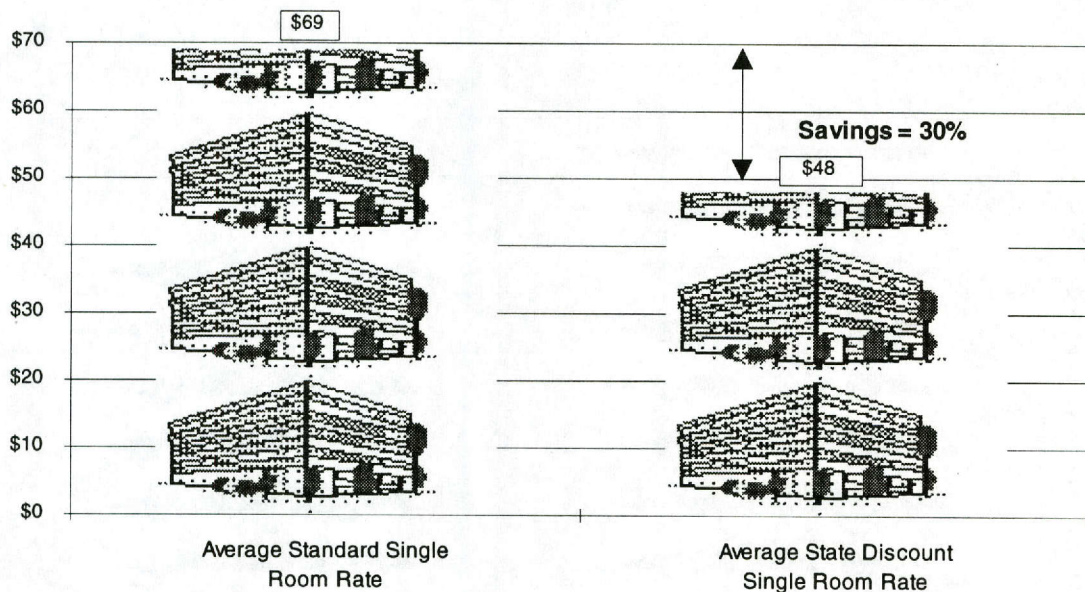
Hotel Contract Discount

- ◆ 629 Contract Hotels


Average standard single room rate \$69

Average state discount single room rate \$48

Contract discount savings = 30%



Source: Hotel Rate Agreements for contracted hotels



FISCAL YEAR 1995



Travel Expenditure Components




Top Airlines



Utilization of Rental Car Contracts



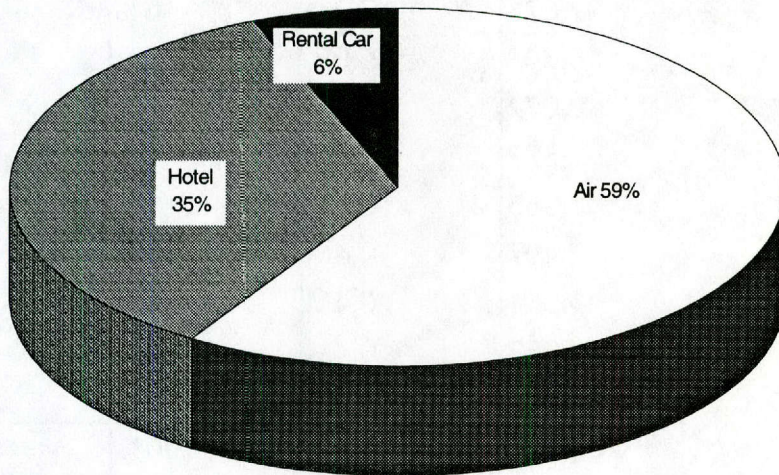
Top Twenty Destinations



FISCAL YEAR 1995

Travel Expenditure Components

- ♦ Air expenditures \$49.7M
- ♦ Hotel expenditures 29.2M
- ♦ Rental Car expenditures 5.2M
- ♦ Total travel expenditures \$84.1M



Source: American Express; State agency reports




FISCAL YEAR 1995

Top Airlines

- ◆ American Airlines 32%
- ◆ Southwest Airlines 31%
- ◆ Continental Airlines 16%
- ◆ Delta Air Lines 11%

	# of Tickets	Dollars Expended	% of Total Expended	Average Per Ticket
American	47,397	\$14.6M	32%	\$337
Southwest	103,425	14.0M	31%	151
Continental	27,873	7.3M	16%	291
Delta	15,602	5.2M	11%	367
United	2,077	0.9M	2%	487
Northwest	1,572	0.7M	1%	452
Trans World	1,235	0.4M	1%	388
Conquest	2,407	0.4M	1%	194
America West	1,551	0.4M	1%	269
US Air	957	0.4M	1%	427
All Other	2,554	1.2M	3%	763
TOTAL	206,650	\$45.5M	100%	\$243

Source: American Express




FISCAL YEAR 1995

Utilization Of Rental Car Contracts

- ◆ Contract vendor utilization: FY 93 = 78%
- FY 94 = 85%
- FY 95 = 87%

Rental Car Vendor	Number of Rentals	Dollars Charged	% of Total Expended	Average Per Charge
Avis Rent A Car System	46,626	\$4.5M	57%	\$ 96
Advantage Rent-A-Car	27,305	2.4M	30%	86
Budget Rent A Car	1,519	0.2M	2%	136
Hertz Rent A Car	1,020	0.1M	2%	137
Alamo Rent A Car	1,136	0.1M	2%	108
National Car Rental	947	0.1M	1%	122
Other	5,558	0.5M	6%	92
TOTAL	84,111	\$7.9M	100%	\$ 94

Source: Advantage, American Express, and Avis




FISCAL YEAR 1995

Top Twenty Destinations

- ◆ Top twenty destinations \$12.5M
- ◆ Total hotel expenditures \$24.3M

<u>City And State</u>	<u>Dollars Expended</u>
Austin, TX	\$ 2.9M
Houston, TX	1.3M
San Antonio, TX	1.3M
Dallas, TX	1.0M
Washington, DC	0.9M
Corpus Christi, TX	0.6M
San Francisco, CA	0.4M
Chicago, IL	0.4M
El Paso, TX	0.4M
New Orleans, LA	0.4M
College Station, TX	0.4M
Lubbock, TX	0.4M
San Diego, CA	0.3M
Boston, MA	0.3M
Atlanta, GA	0.3M
Fort Worth, TX	0.3M
Abilene, TX	0.3M
Amarillo, TX	0.2M
McAllen, TX	0.2M
New York, NY	0.2M
Other	<u>11.8M</u>
TOTAL	\$24.3M

Source: American Express



FISCAL YEAR 1995

\$ Expenditures by Governmental Branch



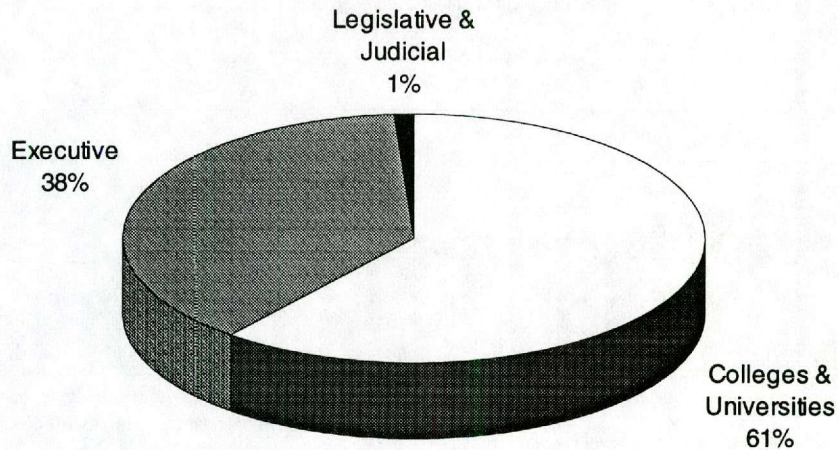
Top 20 High-Volume State Agencies




FISCAL YEAR 1995

Travel Expenditures By Governmental Branch

- ◆ Colleges and Universities \$51.7M
- ◆ Executive Branch state agencies 31.8M
- ◆ Legislative and Judicial state agencies .. 0.6M
- ◆ Total \$84.1M



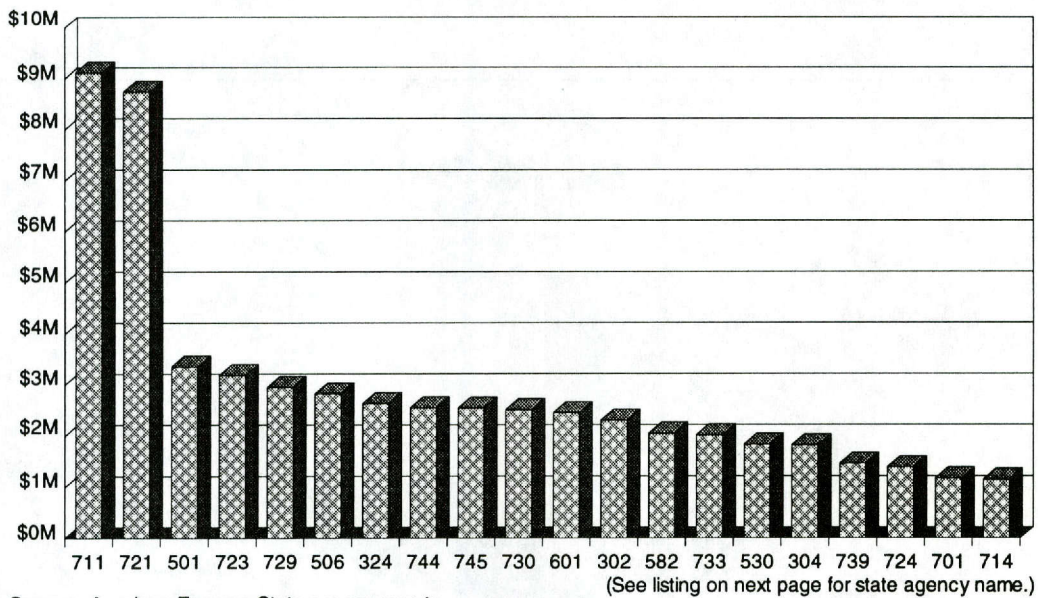
Source: American Express; State agency reports




FISCAL YEAR 1995

Top 20 High-Volume State Agencies

- ◆ Travel dollars expended \$58.1M
- ◆ Represents 69% of total state travel expenditures



Source: American Express; State agency reports




FISCAL YEAR 1995

Top 20 High-Volume State Agencies

<u>State Agency Number and Name</u>	<u>Dollars Expended</u>
#711 Texas A&M University	\$ 9.1M
#721 University of Texas at Austin	8.7M
#501 Texas Department of Health	3.4M
#723 UT Medical Branch - Galveston	3.2M
#729 UT Southwestern Medical Center - Dallas	3.0M
#506 UT System Cancer Center	2.8M
#324 Texas Department of Human Services	2.6M
#744 UT Health Science Center - Houston	2.6M
#745 UT Health Science Center - San Antonio	2.5M
#730 University of Houston	2.5M
#601 Texas Department of Transportation	2.5M
#302 Office of the Attorney General	2.3M
#582 Texas Natural Resources Conservation Commission	2.1M
#733 Texas Tech University	2.0M
#530 Department of Protective and Regulatory Services	1.8M
#304 Comptroller of Public Accounts	1.8M
#739 Texas Tech University Health Science Center	1.5M
#724 University of Texas at El Paso	1.4M
#701 Texas Education Agency	1.2M
#714 University of Texas at Arlington	<u>1.1M</u>
TOTAL	\$58.1M

Source: American Express; State agency reports



FISCAL YEAR 1995

Travel Activity by State Agency

SECTION 6.0

TRAVEL ACTIVITY BY STATE AGENCY

FISCAL YEAR 1995

State agencies are listed in numerical order by state agency code numbers. Data Source is indicated if the source is not American Express by the following: (R) - Reported.

(R) - Reported: State Agency reported travel data to the General Services Commission's (GSC's) Travel Management Program.

In accordance with the travel rules in effect from September 1, 1994, through April 23, 1995, state agencies that do not use the contract travel agencies are required to report certain travel expense data on a monthly basis to the GSC's Travel Management Program. In accordance with the travel rules in effect from April 24, 1995, through August 31, 1995, state agencies that do not at a minimum charge all airfare on the State's charge card contract are required to report certain travel expense data on a monthly basis to the GSC's Travel Management Program.

These data are entered into a computerized travel system and retained until American Express submits travel expenses billed. When a reporting state agency participated in the charge card services for the full year, the American Express and state agency data were compared. When the data differed by more than 15%, the higher amount was used.

<u>NOTE #</u>	<u>DEFINITION</u>
#1	#102 - Texas House of Representatives reported no travel dollars.
#2	#211 - TX Court of Criminal Appeals reported four months of travel data.
#3	#213 - State Prosecuting Attorney reported seven months of travel data.
#4	#553 - Agricultural Resources Protection Authority did not report travel data for FY 95.
#5	State facilities that are a part of #694, Texas Youth Commission. The data for these facilities were compiled with #694.
#6	#696B - TDCJ/Community Justice Assist. Division travel expense data were compiled with #696, TDCJ/Institutional Division.
#7	#696C - TDCJ/TX Council/Offenders with Mental Impairments travel expense data were compiled with #696, TDCJ/Institutional Division.
#8	#755 - Stephen F. Austin State Univ. dollars reflect usage as reported by American Express only. Did not report travel data for September, 1994–March, 1995. Began participating in April, 1995.
#9	#765 - Univ. of Houston Victoria reported six months of travel data.
#10	#853 - TX Grain Sorghum Producers Brd. did not report travel data for FY 95.

Note: On the following report "" designates state agencies that have central-bill accounts established with the contract rental car vendors. The rentals shown are only those which were charged to the State of Texas American Express charge card or reported by the state agency. Therefore, the dollars shown may not represent the complete rental car activity for the individual state agency.

Travel Activity by State Agency
Fiscal Year 1995

	<u>Airline Trips:</u>	<u>Hotel Reserv.:</u>	<u>Car Rentals:</u>	<u>Agency Total \$</u>
101	Texas State Senate 793 \$106,294.75	161 \$22,037.49	29* \$2,820.92	\$131,153.16
#1 102	Texas House of Representatives 0 (R) \$0.00	0 \$0.00	0* \$0.00	\$0.00
103	Texas Legislative Council 121 \$33,658.45	36 \$7,870.29	8* \$1,120.17	\$42,648.91
104	Legislative Budget Board 67 \$13,372.70	20 \$2,665.05	5* \$541.41	\$16,579.16
105	Legislative Reference Library 8 \$2,501.50	1 \$541.00	1* \$249.25	\$3,291.75
116	Sunset Advisory Commission 13 \$2,808.00	12 \$3,797.70	1 \$52.80	\$6,658.50
201	Supreme Court of Texas 37 \$5,916.01	6 \$1,216.09	5 \$723.26	\$7,855.36
203	Board of Law Examiners 22 \$3,290.02	18 \$2,411.98	9* \$990.09	\$6,692.09
204	Court Reporters Certification Board 3 (R) \$383.00	17 (R) \$1,366.13	1* (R) \$29.69	\$1,778.82
#2 211	Texas Court of Criminal Appeals 3 (R) \$514.00	9 (R) \$3,472.00	1 (R) \$106.00	\$4,092.00
212	Office of Court Administration 78 (R) \$12,651.80	312 (R) \$35,675.66	19* (R) \$1,642.62	\$49,970.08
#3 213	State Prosecuting Attorney 0 (R) \$0.00	1 (R) \$212.50	0 (R) \$0.00	\$212.50
221	1st Court of Appeals 8 (R) \$961.00	9 (R) \$867.49	2 (R) \$384.39	\$2,212.88
222	2nd Court of Appeals 10 (R) \$1,534.10	25 (R) \$4,497.67	3* (R) \$291.76	\$6,323.53

Travel Activity by State Agency
Fiscal Year 1995

	<u>Airline Trips:</u>	<u>Hotel Reserv.:</u>	<u>Car Rentals:</u>	<u>Agency Total \$</u>
223	3rd Court of Appeals 0 (R) \$0.00	5 (R) \$551.00	0 (R) \$0.00	\$551.00
224	4th Court of Appeals 0 (R) \$0.00	11 (R) \$761.20	1 (R) \$36.00	\$797.20
225	5th Court of Appeals 42 \$7,316.19	9 \$1,531.47	11 \$635.33	\$9,482.99
226	6th Court of Appeals 2 (R) \$1,115.93	13 (R) \$3,103.27	1 (R) \$140.00	\$4,359.20
227	7th Court of Appeals 4 (R) \$678.00	11 (R) \$1,453.00	1 (R) \$48.80	\$2,179.80
228	8th Court of Appeals 25 (R) \$4,413.05	19 (R) \$2,392.63	9 (R) \$793.96	\$7,599.64
229	9th Court of Appeal 2 (R) \$344.00	7 (R) \$1,022.00	2 (R) \$110.99	\$1,476.99
230	10th Court of Appeals 1 (R) \$164.00	15 (R) \$1,397.00	0 (R) \$0.00	\$1,561.00
231	11th Court of Appeals 2 (R) \$559.00	18 (R) \$1,045.00	0 (R) \$0.00	\$1,604.00
232	12th Court of Appeals 3 (R) \$574.00	171 (R) \$844.00	0 (R) \$0.00	\$1,418.00
233	13th Court of Appeals 11 (R) \$2,991.52	46 (R) \$6,331.29	5 (R) \$427.46	\$9,750.27
234	14th Court of Appeals 5 (R) \$681.00	7 (R) \$863.00	0 (R) \$0.00	\$1,544.00
241	The Comptroller's Judiciary 16 \$2,103.00	44 \$5,398.93	7* \$622.52	\$8,124.45
242	State Commis. on Judicial Conduct 32 \$3,636.00	47 (R) \$3,974.00	6 \$423.16	\$8,033.16

Travel Activity by State Agency
Fiscal Year 1995

	<u>Airline Trips:</u>	<u>Hotel Reserv.:</u>	<u>Car Rentals:</u>	<u>Agency Total \$</u>
243	State Law Library 1 \$118.00	1 \$285.59	0 \$0.00	\$403.59
301	Office of the Governor 641 \$105,556.36	222 \$28,229.84	44* \$3,536.51	\$137,322.71
302	TX Attorney General's Office 10,042 \$1,445,940.67	5,959 \$557,569.84	4,164* \$301,065.62	\$2,304,576.13
303	General Services Commission 582 \$85,165.65	600 \$40,944.00	115* \$8,859.49	\$134,969.14
304	Comptroller of Public Accounts 2,928 \$701,224.64	5,136 \$869,524.30	1,294* \$248,028.64	\$1,818,777.58
305	General Land Office & Vet. Land Brd. 2,356 \$411,033.57	1,861 \$197,336.75	113* \$9,654.94	\$618,025.26
306	Library and Archives Commission 141 \$20,025.21	159 \$10,565.47	128* \$8,234.20	\$38,824.88
307	Secretary of State's Office 230 \$39,338.26	7 \$530.71	0* \$0.00	\$39,868.97
308	State Auditor's Office 625 \$95,663.97	1,168 \$156,289.10	274* \$32,916.42	\$284,869.49
310	State Treasury Department 290 \$49,865.03	257 \$37,998.13	133* \$18,640.29	\$106,503.45
312	State Securities Board 114 \$12,696.59	11 \$999.85	0* \$0.00	\$13,696.44
313	Department of Information Resources 261 \$45,454.50	114 \$14,237.74	78* \$6,676.07	\$66,368.31
318	Texas Commission for the Blind 1,184 \$176,912.19	1,204 \$95,612.80	447* \$34,932.46	\$307,457.45
322	Texas Employment Commission 2,764 \$487,884.52	1,041 \$116,319.07	87* \$7,806.22	\$612,009.81

Travel Activity by State Agency
Fiscal Year 1995

	<u>Airline Trips:</u>	<u>Hotel Reserv.:</u>	<u>Car Rentals:</u>	<u>Agency Total \$</u>
323	Teacher Retirement System 897 \$212,492.41	446 \$57,643.88	127 \$12,589.52	\$282,725.81
324	Texas Department of Human Services 7,346 \$1,284,853.60	14,967 \$1,291,745.85	688* \$58,010.55	\$2,634,610.00
325	Firefighter's Pension Commission 4 \$678.00	10 \$2,113.82	3* \$309.69	\$3,101.51
327	Employees Retirement System 307 \$60,478.54	62 \$5,607.18	21* \$974.83	\$67,060.55
329	Real Estate Commission 181 \$30,978.00	183 \$18,651.57	36 \$3,052.61	\$52,682.18
3291	TX Appraiser Licensing & Cert Brd 14 \$3,734.50	27 \$4,988.95	0 \$0.00	\$8,723.45
330	Texas Rehabilitation Commission 2,357 \$335,611.85	4,782 \$410,044.35	1,010* \$76,743.35	\$822,399.55
332	TX Dept of Housing & Community Affrs 1,247 \$203,147.12	1,051 \$100,371.68	103* \$7,988.30	\$311,507.10
333	Office of State-Federal Relations 72 \$18,671.14	45 \$5,180.32	33 \$2,819.88	\$26,671.34
335	Texas Commission for the Deaf 54 \$8,420.00	114 \$10,225.54	16* \$1,247.67	\$19,893.21
337	Brd of Tax Professional Examiners 3 \$412.00	4 \$501.80	0* \$0.00	\$913.80
338	State Pension Review Board 0 \$0.00	2 \$352.92	0 \$0.00	\$352.92
340	Texas Department on Aging 166 \$25,500.35	108 \$16,256.45	5* \$500.49	\$42,257.29
342	State Aircraft Pooling Board 3 \$652.00	44 \$3,217.15	0 \$0.00	\$3,869.15

Travel Activity by State Agency
Fiscal Year 1995

	<u>Airline Trips:</u>	<u>Hotel Reserv.:</u>	<u>Car Rentals:</u>	<u>Agency Total \$</u>
344	Commission on Human Rights 144 \$22,848.20	336 \$35,932.52	22* \$1,293.17	\$60,073.89
346	Interagency Council/Sex Offenders 22 \$3,127.50	4 \$504.97	0 \$0.00	\$3,632.47
347	Texas Public Finance Authority 42 \$6,643.00	18 \$1,585.01	10 \$686.65	\$8,914.66
350	National Research Laboratory Comm. 90 \$14,462.00	11 \$1,844.10	6* \$420.48	\$16,726.58
352	Texas Bond Review Board 12 \$1,724.00	4 \$167.60	1 \$120.30	\$2,011.90
353	TX Incentive & Productivity Comm. 4 \$1,124.00	2 \$525.21	0 \$0.00	\$1,649.21
355	Children's Trust Fund of TX Council 44 \$7,950.00	29 \$3,386.60	9 \$904.82	\$12,241.42
356	Texas Ethics Commission 66 \$11,587.00	0 \$0.00	0 \$0.00	\$11,587.00
359	Office of Public Insurance Counsel 30 \$4,334.00	0 \$0.00	0* \$0.00	\$4,334.00
360	Office of Administrative Hearings 72 \$9,996.21	10 \$1,158.36	1 \$37.40	\$11,191.97
362	Texas Lottery Commission 907 \$177,600.97	645 \$63,955.73	392* \$28,302.68	\$269,859.38
363	Worforce/Eco Competitiveness 120 \$22,578.00	107 \$9,073.43	24 \$1,631.05	\$33,282.48
401	Adjutant General's Department 196 \$43,454.50	205 \$22,273.25	55 \$4,542.98	\$70,270.73
403	Texas Veterans Commission 90 \$13,087.94	88 \$9,282.69	3* \$176.95	\$22,547.58

	<u>Airline Trips:</u>	<u>Hotel Reserv.:</u>	<u>Car Rentals:</u>	<u>Agency Total \$</u>
405	Department of Public Safety 1,056 \$247,788.41	10,539 \$859,497.87	238 \$34,958.84	\$1,142,245.12
406	Texas National Guard Armory Board 99 \$15,882.00	485 \$36,487.92	37 \$2,493.71	\$54,863.63
407	Comm. on Law Enforcement Officers 32 \$6,647.37	35 \$4,081.01	0*	\$10,728.38
409	Commission on Jail Standards 52 \$8,436.00	128 \$9,773.12	39 \$4,497.53	\$22,706.65
410	Criminal Justice Policy Council 46 \$8,033.00	0 \$0.00	0*	\$8,033.00
411	Texas Commission on Fire Protection 110 \$18,795.59	820 \$69,461.41	47* \$4,252.62	\$92,509.62
450	Savings and Loan Department 55 \$12,397.00	149 \$22,136.82	26* \$2,014.76	\$36,548.58
451	Department of Banking 583 \$103,132.40	1,766 \$225,139.17	76 \$8,758.10	\$337,029.67
452	TX Dept. of Licensing & Regulations 154 \$35,897.50	716 \$58,891.51	87 \$8,881.10	\$103,670.11
453	Texas Worker's Compensation Commis 2,297 \$327,699.40	1,243 \$109,738.79	200* \$16,885.00	\$454,323.19
454	Texas Department of Insurance 1,049 \$249,088.03	1,721 \$274,388.72	407 \$58,143.92	\$581,620.67
455	Railroad Commission of Texas 446 \$75,243.53	195 \$18,412.67	15* \$1,271.64	\$94,927.84
456	TX State Board of Plumbing Examiners 25 \$4,200.00	84 \$9,776.32	5 \$940.72	\$14,917.04
457	State Board of Public Accountancy 110 \$16,342.34	49 \$6,107.91	1* \$26.00	\$22,476.25

Travel Activity by State Agency
Fiscal Year 1995

	<u>Airline Trips:</u>	<u>Hotel Reserv.:</u>	<u>Car Rentals:</u>	<u>Agency Total \$</u>
458	Alcoholic Beverage Commission 296 \$43,247.60	194 \$12,565.61	0* \$0.00	\$55,813.21
459	Board of Architectural Examiners 63 \$11,939.40	40 \$6,013.26	6 \$346.82	\$18,299.48
460	Brd of Reg/Professional Engineers 69 \$11,899.42	78 \$12,014.72	27 \$2,824.15	\$26,738.29
464	Board of Land Surveying 21 \$3,778.00	14 \$3,441.12	5 \$729.41	\$7,948.53
465	Texas Department of Cmmerce 1,180 \$201,280.56	1,180 \$132,814.08	131* \$6,511.41	\$340,606.05
466	Office of Consumer Credit Comm. 64 \$7,497.28	171 \$26,886.28	25 \$3,308.41	\$37,691.97
467	Private Inv.&Private Sec. Agencies 53 \$5,569.00	18 \$1,620.72	9* \$836.41	\$8,026.13
469	Credit Union Department 186 \$24,995.50	386 \$52,035.52	13* \$554.56	\$77,585.58
472	Structural Pest Control Board 64 \$10,921.00	267 \$20,464.36	10 \$2,630.45	\$34,015.81
473	Public Utility Commission of Texas 219 \$58,982.53	1 \$102.60	0* \$0.00	\$59,085.13
474	Polygraph Examiners Board 12 \$1,668.00	29 (R) \$2,799.20	0 \$0.00	\$4,467.20
475	Office of Public Utility Counsel 15 \$3,570.00	2 \$129.19	0* \$0.00	\$3,699.19
476	Texas Racing Commission 82 \$13,064.61	152 \$11,845.45	114* \$9,689.05	\$34,599.11
477	Adv. Comm./St. Emerg. Communication 272 \$41,217.82	94 \$10,463.84	15* \$966.80	\$52,648.46

Travel Activity by State Agency
Fiscal Year 1995

	<u>Airline Trips:</u>	<u>Hotel Reserv.:</u>	<u>Car Rentals:</u>	<u>Agency Total \$</u>
478	Worker's Comp Research Center 23 \$6,712.50	0 \$0.00	0* \$0.00	\$6,712.50
501	Texas Department of Health 12,000 \$1,879,853.07	13,185 \$1,246,108.56	2,782 \$229,376.79	\$3,355,338.42
502	State of Board of Barber Examiners 45 \$5,756.00	183 \$12,633.28	16 \$1,528.85	\$19,918.13
503	TX State Brd. of Medical Examiners 451 \$57,267.01	344 \$44,312.02	76* \$5,330.65	\$106,909.68
504	State Board of Dental Examiners 58 \$7,827.71	121 \$16,430.17	14* \$941.91	\$25,199.79
505	Texas Cosmetology Commission 56 \$5,747.00	234 \$21,600.69	12* \$870.79	\$28,218.48
506	U. T. System Cancer Center 6,418 \$2,091,942.05	3,249 \$630,131.91	941 \$101,982.32	\$2,824,056.28
507	Board of Nurse Examiners 250 \$36,093.39	215 \$25,315.54	109* \$9,615.82	\$71,024.75
508	Board of Chiropractic Examiners 77 \$11,422.39	62 \$7,513.73	51 \$2,078.16	\$21,014.28
511	Board of Vocational Nurse Examiners 24 \$3,065.00	92 \$7,307.53	9* \$1,215.85	\$11,588.38
512	State Board of Podiatry Examiners 6 \$1,064.00	0 \$0.00	0 \$0.00	\$1,064.00
513	Texas Funeral Service Commission 22 \$3,490.00	93 \$6,755.14	22* \$1,387.09	\$11,632.23
514	Texas Optometry Board 17 \$2,874.00	1 \$63.00	0 \$0.00	\$2,937.00
515	Texas State Board of Pharmacy 93 \$15,778.00	75 \$8,040.02	0* \$0.00	\$23,818.02

Travel Activity by State Agency
Fiscal Year 1995

	<u>Airline Trips:</u>	<u>Hotel Reserv.:</u>	<u>Car Rentals:</u>	<u>Agency Total \$</u>
517	TX Comm. on Alcohol & Drug Abuse 1,707 \$242,737.20	944 \$82,930.80	57* \$3,691.45	\$329,359.45
520	State Brd of Examiners/Psychologists 98 \$13,642.00	23 \$3,971.78	25* \$467.31	\$18,081.09
526	TX Low Radioactive Waste Disp Auth 200 \$47,166.00	195 \$19,419.47	78* \$7,188.95	\$73,774.42
527	Texas Cancer Council 37 \$4,961.40	15 \$1,406.15	3 \$222.82	\$6,590.37
528	State Anatomical Board 4 (R) \$1,017.00	3 (R) \$205.25	2 (R) \$64.65	\$1,286.90
529	Health & Human Services Commission 389 \$57,541.70	118 \$12,705.78	24* \$1,565.49	\$71,812.97
530	Dept. of Protective/Regulatory Serv. 9,496 \$1,576,167.62	2,813 \$245,139.65	187* \$13,146.82	\$1,834,454.09
532	TX Interagency Cncl/Early Child Intr 234 \$39,350.00	21 \$2,389.70	91 \$9,018.79	\$50,758.49
533	Ex Cncl/Phy & Occup Therapy Examiner 131 \$21,428.00	1 \$71.10	0 \$0.00	\$21,499.10
551	Department of Agriculture 863 \$170,604.12	1,384 \$105,130.49	52* \$4,914.87	\$280,649.48
#4 553	Agricultural Resources Protect Auth 0 (R) \$0.00	0 (R) \$0.00	0 (R) \$0.00	\$0.00
554	Texas Animal Health Commission 275 \$55,331.94	136 \$8,190.57	4* \$479.60	\$64,002.11
577	TX Animal Damage Control Service 0 (R) \$0.00	91 (R) \$10,406.88	0 (R) \$0.00	\$10,406.88
578	TX Brd of Veterinary Med Examiners 33 \$4,656.00	54 \$6,127.90	19* \$2,470.08	\$13,253.98

Travel Activity by State Agency
Fiscal Year 1995

	<u>Airline Trips:</u>	<u>Hotel Reserv.:</u>	<u>Car Rentals:</u>	<u>Agency Total \$</u>
580	Texas Water Development Board 738 \$130,152.28	200 \$18,357.23	9* \$998.82	\$149,508.33
582	Natural Resources Conservation Comm. 7,629 \$1,238,235.59	6,527 \$644,872.35	2,060* \$166,541.17	\$2,049,649.11
592	Soil and Water Conservation Board 119 \$19,947.49	612 \$45,179.62	50 \$4,334.84	\$69,461.95
601	Department of Transportation 5,687 \$999,448.92	13,351 \$1,367,443.74	811* \$83,196.91	\$2,450,089.57
602	Texas Turnpike Authority 130 (R) \$24,808.31	30 (R) \$8,204.66	7* (R) \$526.76	\$33,539.73
606	TX High-Speed Rail Authority 7 \$1,572.00	5 \$546.70	0* \$0.00	\$2,118.70
650	San Antonio State School 14 \$1,931.00	103 \$7,979.66	13 \$794.82	\$10,705.48
#5 651	Corsicana State Home-See TYC 0 (R) \$0.00	0 (R) \$0.00	0* (R) \$0.00	\$0.00
#5 654	Brownwood State School-See TYC 0 (R) \$0.00	0 (R) \$0.00	0 (R) \$0.00	\$0.00
655	Texas Department of MHMR 2,840 \$461,478.22	2,651 \$249,184.11	975 \$91,218.40	\$801,880.73
656	Vernon State Hospital 70 \$14,935.50	166 \$15,568.30	30* \$2,436.04	\$32,939.84
657	Amarillo State Center 216 \$37,812.00	144 \$14,295.23	8* \$518.86	\$52,626.09
658	Beaumont State Center 53 \$10,423.50	211 \$16,253.38	26 \$2,214.64	\$28,891.52
659	Rio Grande State Center 61 \$5,637.00	217 \$16,512.36	17 \$749.57	\$22,898.93

Travel Activity by State Agency
Fiscal Year 1995

	<u>Airline Trips:</u>	<u>Hotel Reserv.:</u>	<u>Car Rentals:</u>	<u>Agency Total \$</u>
660	Denton State School 86 \$11,204.83	70 \$6,571.16	5 \$232.35	\$18,008.34
661	El Paso State Center 174 \$27,994.36	118 \$6,256.52	30 \$1,682.04	\$35,932.92
665	Texas Juvenile Probation Commission 262 \$36,357.00	233 \$19,989.68	75 \$6,390.84	\$62,737.52
667	Fort Worth State School 22 \$3,320.00	30 \$4,580.65	3 \$631.18	\$8,531.83
668	Richmond State School 56 \$11,137.00	163 \$18,711.13	4 \$342.02	\$30,190.15
669	Lufkin State School 14 \$2,956.00	118 \$9,737.10	1 \$80.96	\$12,774.06
670	Corpus Christi State School 53 \$8,132.00	408 \$26,448.76	12 \$1,116.66	\$35,697.42
671	San Angelo State School 21 \$3,253.00	301 \$20,790.26	3 \$184.27	\$24,227.53
672	Mexia State School 10 \$2,739.95	331 \$24,512.09	13 \$1,403.34	\$28,655.38
673	San Antonio State Chest Hospital 79 \$14,809.50	12 \$1,391.31	2 \$258.87	\$16,459.68
674	Kerrville State Hospital 17 \$2,047.00	466 \$34,398.87	5 \$481.26	\$36,927.13
675	Travis State School 20 \$2,419.00	20 \$1,940.24	0 \$0.00	\$4,359.24
676	Abilene State School 72 \$13,138.50	423 \$35,345.62	11 \$957.42	\$49,441.54
677	Austin State Hospital 16 \$2,213.00	6 \$900.81	2 \$105.70	\$3,219.51

Travel Activity by State Agency
Fiscal Year 1995

	<u>Airline Trips:</u>	<u>Hotel Reserv.:</u>	<u>Car Rentals:</u>	<u>Agency Total \$</u>
678	Austin State School 24 \$6,121.57	58 \$4,832.43	2 \$102.63	\$11,056.63
679	Rusk State Hospital 72 \$16,357.42	203 \$21,754.02	17 \$1,298.68	\$39,410.12
680	Waco Center for Youth 2 \$401.00	65 \$6,698.48	1 \$55.00	\$7,154.48
681	San Antonio State Hospital 33 \$6,994.00	228 \$18,879.98	3 \$392.80	\$26,266.78
682	Terrell State Hospital 243 \$30,378.00	328 \$30,498.96	43 \$2,971.93	\$63,848.89
683	Wichita Falls State Hospital 45 \$11,623.00	287 \$24,006.68	6 \$488.77	\$36,118.45
684	South Texas State Chest Hospital 145 \$20,825.34	82 \$11,534.27	27 \$2,689.83	\$35,049.44
686	Big Spring State Hospital 236 \$23,205.00	235 \$19,377.67	45 \$3,183.07	\$45,765.74
687	Lubbock State School 154 \$20,243.10	380 \$19,520.42	11* \$579.89	\$40,343.41
688	Brenham State School 27 \$4,212.20	168 \$16,015.89	5 \$567.84	\$20,795.93
#5 689	Giddings State School-See TYC 0 (R) \$0.00	0 (R) \$0.00	0*(R) \$0.00	\$0.00
#5 690	West TX Children's Home-See TYC 0 (R) \$0.00	0 (R) \$0.00	0 (R) \$0.00	\$0.00
#5 692	Gainesville State School-See TYC 0 (R) \$0.00	0 (R) \$0.00	0 (R) \$0.00	\$0.00
#5 693	Crockett State School-See TYC 0 (R) \$0.00	0 (R) \$0.00	0 (R) \$0.00	\$0.00

Travel Activity by State Agency
Fiscal Year 1995

	<u>Airline Trips:</u>	<u>Hotel Reserv.:</u>	<u>Car Rentals:</u>	<u>Agency Total \$</u>
694	Texas Youth Commission 2,182 \$280,460.55	1,750 \$146,694.63	655 \$46,065.40	\$473,220.58
696	TX Dept of Crim Justice/Inst Div. 931 \$183,534.33	14,240 \$713,094.75	285* \$26,958.72	\$923,587.80
696A	Board of Pardons & Paroles 1,285 \$202,606.99	3,369 \$308,765.31	245 \$22,574.08	\$533,946.38
#6 696B	TDCJ-Community Justice Assist Div 0 (R) \$0.00	0 (R) \$0.00	0 (R) \$0.00	\$0.00
#7 696C	TX Council/Offenders w/Mental Impair 0 (R) \$0.00	0 (R) \$0.00	0 (R) \$0.00	\$0.00
699	Laredo State Center 21 \$4,055.70	60 \$3,533.09	3 \$346.26	\$7,935.05
701	Texas Central Education Agency 3,307 \$591,127.36	3,868 \$441,960.29	1,383* \$138,702.35	\$1,171,790.00
710	TX A&M Univ. System & Components 402 \$93,894.96	111 \$13,386.86	24* \$2,238.66	\$109,520.48
711	Texas A&M University 17,920 \$5,632,434.81	23,137 \$2,972,853.71	4,355* \$514,029.53	\$9,119,318.05
713	Tarleton State University 160 (R) \$50,269.42	1,065 (R) \$93,088.96	36 (R) \$4,868.48	\$148,226.86
714	University of Texas at Arlington 2,072 (R) \$668,626.64	2,562 (R) \$399,724.57	629* (R) \$79,294.37	\$1,147,645.58
715	Prairie View A&M University 712 \$189,539.77	619 \$81,864.05	120* \$12,575.29	\$283,979.11
717	Texas Southern University 308 (R) \$81,680.42	283 (R) \$55,781.45	51* \$8,327.42	\$145,789.29
718	Texas A&M University at Galveston 377 \$101,137.42	268 \$39,208.38	61* \$7,993.58	\$148,339.38

Travel Activity by State Agency
Fiscal Year 1995

	<u>Airline Trips:</u>	<u>Hotel Reserv.:</u>	<u>Car Rentals:</u>	<u>Agency Total \$</u>
719	Texas State Technical College 92 \$15,634.50	231 \$23,931.54	13* \$1,315.78	\$40,881.82
7191	TX State Technical College-Waco 236 \$57,088.05	649 \$69,755.64	51 \$5,934.54	\$132,778.23
7192	TX State Technical College-Harlingen 270 \$40,090.95	359 \$33,084.99	78 \$6,744.92	\$79,920.86
7193	TX State Technical College-Amarillo 181 \$34,591.70	264 \$30,169.22	90 \$10,119.28	\$74,880.20
7194	TX State Technicl College-Sweetwater 68 \$10,522.91	461 \$38,275.62	32 \$3,583.30	\$52,381.83
720	University of Texas System 2,875 (R) \$431,785.55	1,231 (R) \$173,225.98	1,049 (R) \$73,353.16	\$678,364.69
721	University of Texas at Austin 37,223 (R) \$5,613,379.00	12,753 (R) \$2,356,767.00	7,532*(R) \$770,263.00	\$8,740,409.00
723	UT Medical Branch - Galveston 6,144 \$1,513,682.58	5,396 (R) \$1,528,970.09	1,413* \$149,313.87	\$3,191,966.54
724	University of Texas at El Paso 4,851 \$1,109,955.93	1,046 (R) \$203,330.25	1,048*(R) \$75,766.83	\$1,389,053.01
729	UT Southwestern Medical Ctr/Dallas 6,034 \$1,927,568.91	3,008 (R) \$944,965.25	761* \$81,772.14	\$2,954,306.30
730	University of Houston 6,534 \$1,837,186.43	2,883 \$569,903.10	792* \$105,792.93	\$2,512,882.46
731	Texas Woman's University 1,613 \$270,888.42	433 \$64,905.75	165* \$15,239.96	\$351,034.13
732	Texas A&I University 1,498 \$385,022.99	1,207 \$152,996.09	239* \$25,020.96	\$563,040.04
733	Texas Tech University 4,079 (R) \$942,402.61	4,971 (R) \$689,603.25	1,779*(R) \$384,122.11	\$2,016,127.97

Travel Activity by State Agency
Fiscal Year 1995

	<u>Airline Trips:</u>	<u>Hotel Reserv.:</u>	<u>Car Rentals:</u>	<u>Agency Total \$</u>
734	Lamar University - Beaumont 497 \$112,095.37	933 \$117,786.34	179* \$21,546.49	\$251,428.20
735	Midwestern State University 141 (R) \$38,304.25	600 \$91,427.39	57 (R) \$6,965.72	\$136,697.36
736	UT Pan American University 2,018 \$461,217.85	674 \$86,458.75	80 \$9,168.27	\$556,844.87
737	Angelo State University 137 (R) \$63,081.79	367 \$51,414.23	25 \$3,000.07	\$117,496.09
738	University of Texas at Dallas 1,406 \$459,200.18	686 (R) \$114,970.45	223* (R) \$18,607.12	\$592,777.75
739	Texas Tech Univ Health Science Centr 3,437 (R) \$788,322.59	2,994 (R) \$564,184.47	1,262 (R) \$108,148.52	\$1,460,655.58
742	Univ. of Tex. of the Permian Basin 498 \$75,407.17	246 (R) \$32,943.19	102* (R) \$6,732.71	\$115,083.07
743	Univ. of Texas at San Antonio 1,632 \$403,248.04	1,231 (R) \$196,064.29	250* \$27,645.42	\$626,957.75
744	UT Health Science Center-Houston 5,843 \$1,960,997.64	2,430 \$508,804.26	713* \$82,694.07	\$2,552,495.97
745	UT Health Science Center-San Antonio 5,728 \$1,762,426.66	3,314 \$684,987.71	852* \$96,357.24	\$2,543,771.61
747	University of Texas-Brownsville 863 \$173,837.99	321 \$35,796.20	65* \$5,537.31	\$215,171.50
750	University of Texas at Tyler 203 (R) \$58,626.66	378 (R) \$47,613.65	28* (R) \$2,131.44	\$108,371.75
751	East Texas State University 637 \$128,519.52	510 (R) \$74,702.45	105 \$7,980.79	\$211,202.76
752	University of North Texas 2,456 (R) \$645,637.51	2,404 \$345,669.12	548 \$54,256.39	\$1,045,563.02

Travel Activity by State Agency
Fiscal Year 1995

	<u>Airline Trips:</u>	<u>Hotel Reserv.:</u>	<u>Car Rentals:</u>	<u>Agency Total \$</u>
753	Sam Houston State University 673 \$167,963.91	1,298 (R) \$359,944.51	228* \$36,646.14	\$564,554.56
754	Southwest Texas State University 1,730 \$412,826.30	1,998 \$323,556.79	359 \$46,297.20	\$782,680.29
#8 755	Stephen F. Austin State University 622 \$172,185.09	1,311 \$192,580.26	98 \$10,737.05	\$375,502.40
756	Sul Ross State University 219 (R) \$26,019.95	597 (R) \$69,590.62	26 (R) \$2,954.26	\$98,564.83
757	West Texas A&M University 852 \$160,232.61	932 \$146,431.52	329 \$40,916.53	\$347,580.66
758	Texas State Univ. Board of Regents 18 (R) \$4,241.07	85 (R) \$4,844.90	9 \$745.35	\$9,831.32
759	Univ of Houston at Clear Lake City 840 \$205,039.04	355 \$55,315.22	147* (R) \$15,462.66	\$275,816.92
760	TX A&M Univ/ Corpus Christi 713 \$171,970.21	617 \$84,302.21	112 \$11,405.69	\$267,678.11
761	TX A&M International Univ. 385 \$146,918.81	667 \$75,039.49	103* \$11,305.30	\$233,263.60
763	Univ of North Texas HSC-Ft. Worth 939 \$226,429.41	1,131 (R) \$244,025.88	224 \$28,223.22	\$498,678.51
764	East Texas State Univ. at Texarkana 82 \$17,126.20	123 \$11,691.65	28 \$2,154.11	\$30,971.96
#9 765	University of Houston - Victoria 66 (R) \$18,687.45	153 \$15,658.96	17 \$2,569.50	\$36,915.91
767	SW Collegiate Institute for the Deaf 23 (R) \$4,944.13	23 (R) \$1,543.43	12 (R) \$961.69	\$7,449.25
771	Texas School For The Blind 489 \$70,751.63	229 \$18,971.46	9* \$660.81	\$90,383.90


Travel Activity by State Agency
Fiscal Year 1995

	<u>Airline Trips:</u>	<u>Hotel Reserv.:</u>	<u>Car Rentals:</u>	<u>Agency Total \$</u>
772	Texas School for the Deaf 506 \$69,289.22	0 \$0.00	0* \$0.00	\$69,289.22
781	Texas Higher Edu Coordinating Brd 570 \$90,361.06	521 \$60,845.62	260 \$19,690.41	\$170,897.09
783	*niversity of Houston System 529 \$103,792.18	139 \$21,193.21	90 \$6,846.47	\$131,831.86
784	University of Houston-Downtown 496 \$110,404.68	251 (R) \$62,039.02	46* (R) \$4,968.54	\$177,412.24
785	Univ of Texas Health Center at Tyler 833 \$236,362.25	779 (R) \$198,915.45	143* (R) \$16,808.29	\$452,085.99
786	Lamar University System 0 \$0.00	10 \$1,033.19	0 \$0.00	\$1,033.19
787	Lamar University at Orange 165 \$57,296.94	255 \$33,422.62	48 \$5,642.16	\$96,361.72
788	Lamar University at Port Arthur 76 \$15,708.10	109 \$16,913.75	8 \$1,081.39	\$33,703.24
802	Parks and Wildlife Department 954 \$202,342.75	6,474 \$431,924.90	213 \$23,071.08	\$657,338.73
808	Texas Historical Commission 174 \$23,720.00	182 \$17,627.04	38* \$3,265.27	\$44,612.31
809	State Preservation Board 19 \$5,394.70	0 \$0.00	0 \$0.00	\$5,394.70
813	Texas Commission on the Arts 134 \$28,319.95	0 \$0.00	0* \$0.00	\$28,319.95
#10 853	Texas Grain Sorghum Producers Brd. 0 (R) \$0.00	0 (R) \$0.00	0 (R) \$0.00	\$0.00
904	Texas Food & Fibers Commission 49 \$7,545.70	36 (R) \$3,530.49	38* (R) \$3,208.32	\$14,284.51

TRSUM04A.RPT
02/11/97

Travel Activity by State Agency
Fiscal Year 1995

<u>Airline Trips:</u>	<u>Hotel Reserv.:</u>	<u>Car Rentals:</u>	<u>Agency Total \$</u>
**** Grand Totals for all Agencies			
238,148	236,839	49,971	
\$49,728,624.44	\$29,184,424.11	\$5,162,413.38	\$84,075,461.93




CONSOLIDATED TRAVEL DATA

FISCAL YEAR 1996



FISCAL YEAR 1996

Executive Summary



FISCAL YEAR 1996

Executive Summary

<u>Travel Expenditures:</u>	<u>Executive Branch</u>	<u>Colleges and Universities</u>	<u>Legislative and Judicial</u>	<u>Total</u>
Air	\$15.4M	\$30.5M	\$0.4M	\$46.3M
Hotel	13.5M	13.5M	0.4M	27.4M
Rental Car	2.0M	2.3M	0.0M	4.3M
TOTAL	\$30.9M	\$46.3M	\$0.8M	\$78.0M

Airline Round Trips 218,061 = \$212 per trip
 Hotel Reservations 210,032 = \$130 per reservation
 Rental Cars 42,125 = \$102 per rental

Source: American Express; State agency reports

Top 5 Airlines (Dollars Expended):

American Airlines	\$14.5M
Southwest Airlines	\$13.8M
Continental Airlines	\$ 9.1M
Delta Air Lines	\$ 3.7M
United Airlines	\$ 1.0M

Source: American Express

Top City Destinations and Top Hotel Chains Within City:


Austin, TX	La Quinta Inns, Drury Inns, Holiday Inns, Red Lion Hotels
Houston, TX	Marriott Hotels, La Quinta Inns, Holiday Inns, Wyndham Hotels
San Antonio, TX	Holiday Inns, Marriott Hotels, La Quinta Inns, Omni Hotels
Dallas, TX	Bristol Hotel, La Quinta Inns, Marriott Hotels, Hyatt Hotels
Washington, DC	Hyatt Hotels, Sheraton Hotels, Marriott Hotels, Hilton Hotels
Corpus Christi, TX	Marriott Hotels, Holiday Inns, Sheraton Hotels, La Quinta Inns
Lubbock, TX	Holiday Inns, Barcelona Hotel, La Quinta Inns, Sheraton Hotels
New Orleans, LA	Hilton Hotels, Marriot Hotels, Holiday Inns, Hyatt Hotels
El Paso, TX	La Quinta Inns, Camino Real Hotel, Westar Suites, Holiday Inns
Chicago, IL	Hilton Hotels, Hyatt Hotels, Marriot Hotels, Sheraton Hotels

Source: American Express

Top 5 Rental Car Companies (Dollars Expended):

Avis Rent A Car System	\$5.0M
Advantage Rent-A-Car	\$2.5M
Budget Rent A Car	\$0.2M
Hertz Rent A Car	\$0.1M
Alamo Rent A Car	\$0.1M

Source: Advantage, American Express, and Avis



FISCAL YEAR 1996

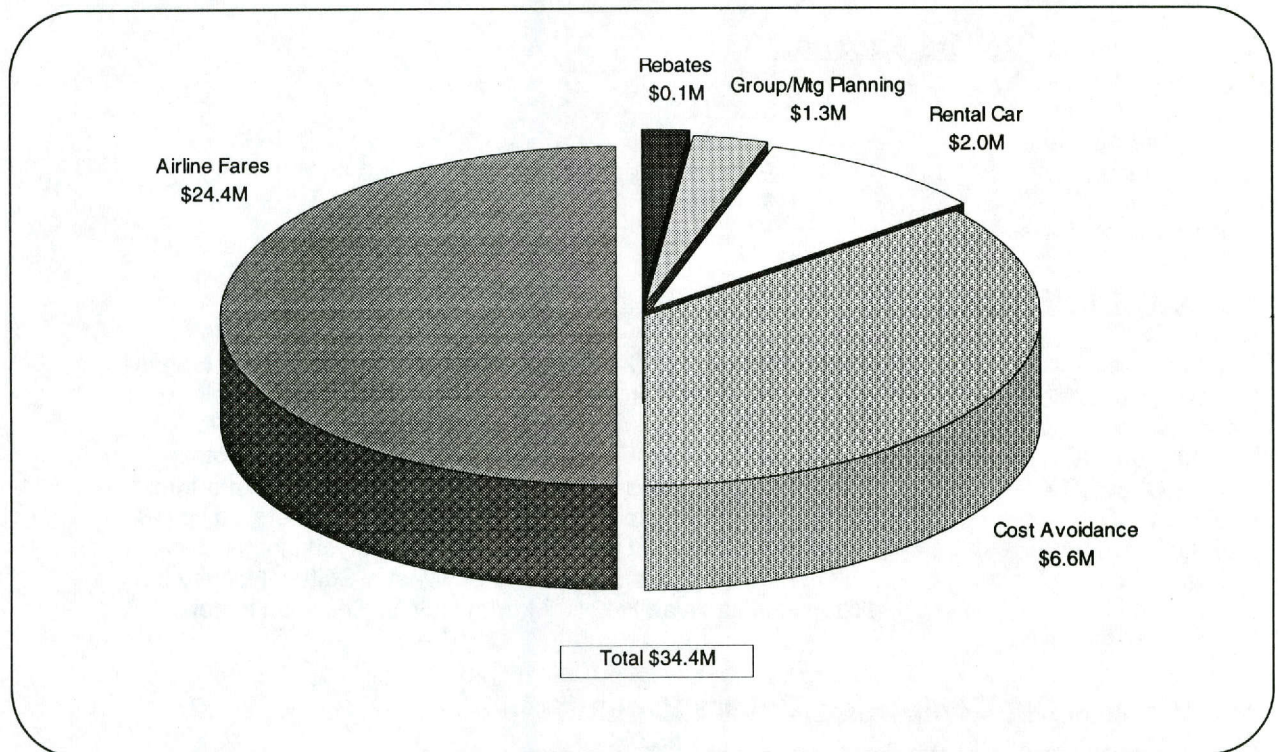
Savings and Revenue Generation \$34.4 Million


Savings:

- \$24.4M Airline Fares - airline contract fares
- \$ 6.6M Cost Avoidance - contract travel agencies booked lowest applicable airfares
- \$ 2.0M Rental Car - rental car contracts
- \$ 1.3M Group/Mtg Planning - group/meeting planning contracts

Revenue:

- \$ 0.1M Rebates - travel agency contracts





FISCAL YEAR 1996



Airline Contract Fare Savings



Rental Car Contract Savings



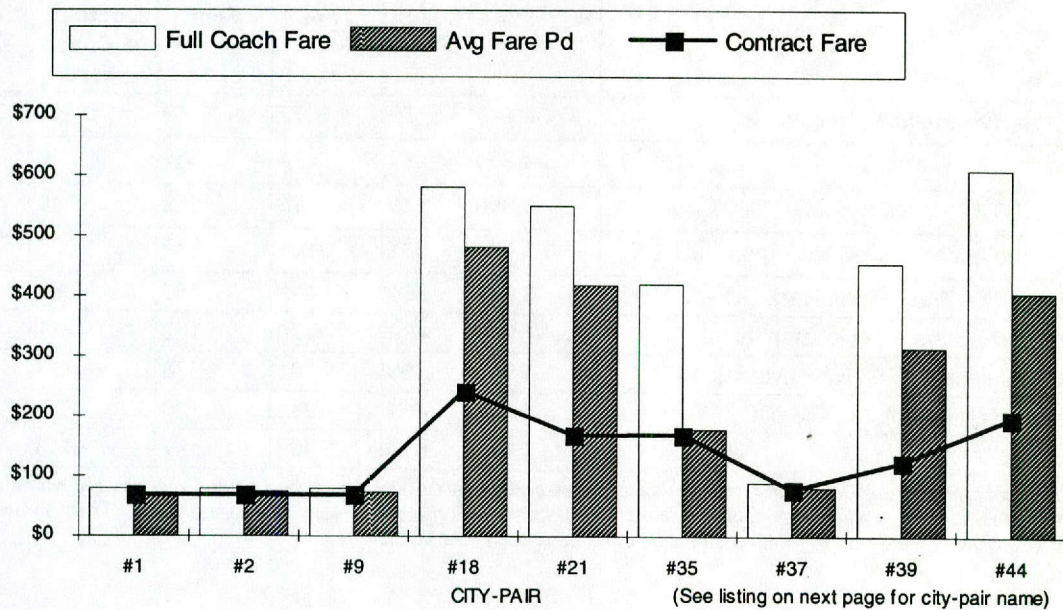
Hotel Contract Discount



FISCAL YEAR 1996

Airline Contract Fare Savings

- ◆ 304 city-pairs were under contract with 11 major airlines
- ◆ Total contract savings = \$24.4 Million



Source: *The American Express Domestic Airfare Index* for regular coach fare and average fare paid by all American Express business travel clients.

LEGEND:

Full Coach: Full economy class fares which are completely unrestricted.

Average Fare Paid: Average one-way price paid by all American Express Business Travel clients.

Contract Fare: Fares negotiated with commercial airlines for State of Texas government travelers.



FISCAL YEAR 1996

Airline Contract Fare Savings

Rank Per Usage	City-Pair	Total Segments	Full Coach Fare	Average Fare Paid	Contract Fare	Savings Contract vs Coach Fare	% off Coach Fare
#1	Austin, TX - Houston Hobby, TX	34,775	\$ 79	\$ 72	\$ 69	\$ 10	13%
#2	Austin, TX - Dallas, TX	34,250	79	74	69	10	13%
#9	Dallas, TX - Houston Hobby, TX	6,855	79	73	69	10	13%
#18	Houston Intcntl, TX - Washington Nat'l, DC	3,088	581	481	242	339	58%
#21	D/FW, TX - Washington Nat'l, DC	2,982	550	418	168	382	70%
#35	Chicago O'Hare, IL - Houston Intcntl, TX	1,903	420	178	169	251	60%
#37	Houston Hobby, TX - New Orleans, LA	1,740	89	81	78	11	12%
#39	Chicago O'Hare, IL - D/FW, TX	1,534	454	314	123	331	73%
#44	Austin, TX - Boston, MA	1,416	610	406	197	413	68%

Source: *The American Express Domestic Airfare Index* for regular coach fare and average fare paid. City-pairs shown on this and the preceding page are those measured by American Express which are high volume for state travel. The numbers represent the city-pair ranking based on FY 96 state business travel volume.

LEGEND:


Rank: City-pair rating based on annual state business travel volume.

Total Segments : Number of one-way flights in city-pair (in either direction) flown by state travelers annually.

Full Coach: Full economy class fares which are completely unrestricted.

Average Fare Paid: Average one-way price paid by all American Express Business Travel clients.

Contract Fare: Fares negotiated with commercial airlines for State of Texas government travelers.




FISCAL YEAR 1996

Rental Car Contract Savings


- ◆ 2 Contract Rental Car vendors
- ◆ Total Contract savings = \$2.0M

Average daily rate \$48
 Average daily state contract rate \$38

Contract discount savings = 20%



Source: American Express Corporate Card Clients as compared to the State negotiated contract.



FISCAL YEAR 1996

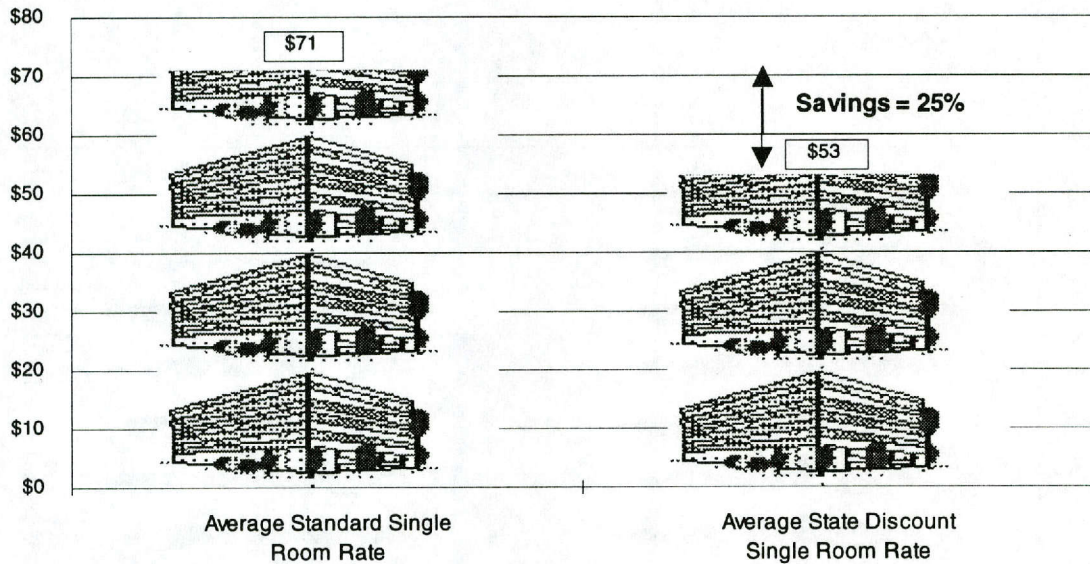
Hotel Contract Discount

◆ 664 Contract Hotels


Average standard single room rate \$71

Average state discount single room rate \$53

Contract discount savings = 25%



Source: Hotel Rate Agreements for contracted hotels.



FISCAL YEAR 1996



Travel Expenditure Components



Top Airlines



Utilization of Rental Car Contracts



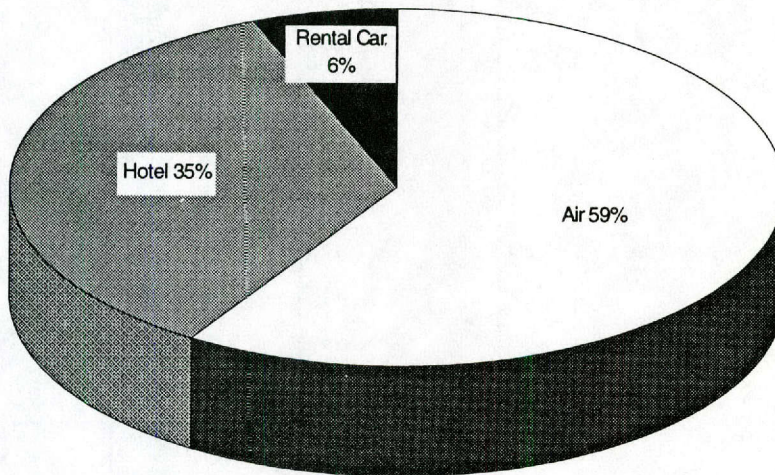
Top Twenty Destinations



FISCAL YEAR 1996

Travel Expenditure Components

- ◆ Air expenditures \$46.3M
- ◆ Hotel expenditures 27.4M
- ◆ Rental Car expenditures 4.3M
- ◆ Total travel expenditures \$78.0M



Source: American Express; State Agency Reports



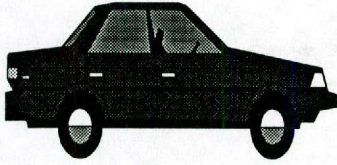
FISCAL YEAR 1996

Top Airlines

- ◆ American Airlines 32%
- ◆ Southwest Airlines 30%
- ◆ Continental Airlines 20%
- ◆ Delta Air Lines 8%

	# of Tickets	Dollars Expended	% of Total Expended	Average Per Ticket
American	54,147	\$14.5M	32%	\$299
Southwest	98,265	13.8M	30%	153
Continental	36,992	9.1M	20%	274
Delta	11,885	3.7M	8%	352
United	2,914	1.0M	2%	400
Northwest	1,501	0.6M	1%	414
US Air	1,361	0.5M	1%	414
Conquest	2,592	0.4M	1%	188
Trans World	1,464	0.4M	1%	317
America West	1,720	0.3M	1%	258
All Other	2,372	1.4M	3%	1,056
TOTAL	215,213	\$45.7M	100%	\$236

Source: American Express




FISCAL YEAR 1996

Utilization Of Rental Car Contracts

- ◆ Contract vendor utilization: FY 93 = 78%
 FY 94 = 85%
 FY 95 = 87%
 FY 96 = 87%

Rental Car Vendor	Number of Rentals	Dollars Charged	% of Total Expended	Average Per Charge
Avis Rent A Car System	49,338	\$5.0M	58%	\$ 101
Advantage Rent-A-Car	28,954	2.5M	29%	86
Budget Rent A Car	1,219	0.2M	2%	143
Hertz Rent A Car	881	0.1M	1%	153
Alamo Rent A Car	1,140	0.1M	1%	113
Enterprise Rent A Car	1,199	0.1M	1%	107
Other	5,603	0.5M	5%	89
TOTAL	88,334	\$8.6M	100%	\$ 96

Source: Advantage, American Express, and Avis




FISCAL YEAR 1996

Top Twenty Destinations

- ◆ Top twenty destinations \$13.2M
- ◆ Total hotel expenditures \$25.6M

<u>City And State</u>	<u>Dollars Expended</u>
Austin, TX	\$ 2.9M
Houston, TX	1.5M
San Antonio, TX	1.4M
Dallas, TX	1.1M
Washington, DC	0.9M
Corpus Christi, TX	0.7M
Lubbock, TX	0.5M
New Orleans, LA	0.4M
El Paso, TX	0.4M
Chicago, IL	0.4M
College Station, TX	0.4M
San Francisco, CA	0.4M
New York, NY	0.3M
Atlanta, GA	0.3M
Fort Worth, TX	0.3M
San Diego, CA	0.3M
Amarillo, TX	0.3M
Galveston, TX	0.3M
Abilene, TX	0.2M
McAllen, TX	0.2M
Other	<u>12.4M</u>
TOTAL	\$25.6M

Source: American Express




FISCAL YEAR 1996

\$ Expenditures by Governmental Branch



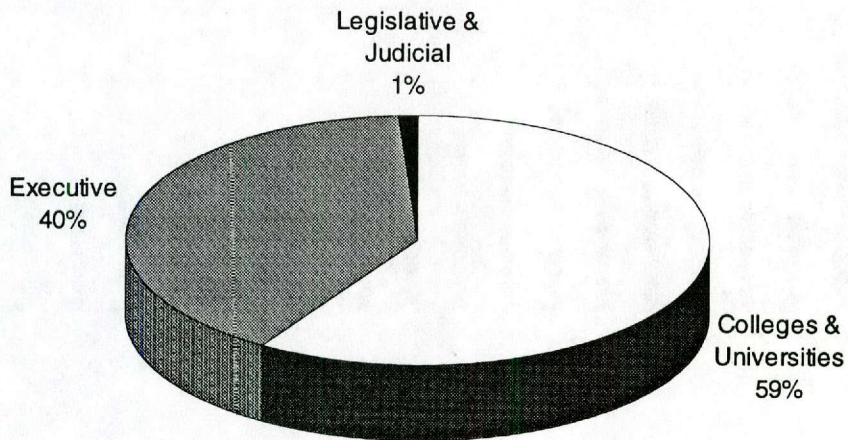
Top 20 High-Volume State Agencies




FISCAL YEAR 1996

Travel Expenditures By Governmental Branch

- ◆ Colleges and Universities\$46.3M
- ◆ Executive Branch state agencies 30.9M
- ◆ Legislative and Judicial state agencies .. 0.8M
- ◆ Total \$78.0M



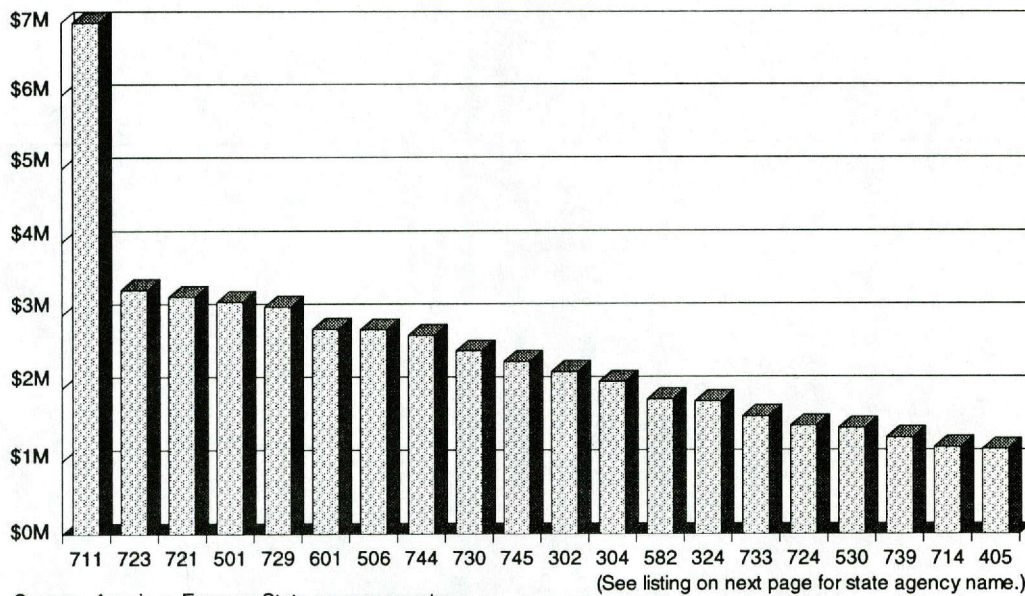
Source: American Express; State Agency Reports




FISCAL YEAR 1996

Top 20 High-Volume State Agencies

- ◆ Travel dollars expended \$49.3M
- ◆ Represents 63% of total state travel expenditures



Source: American Express; State agency reports




FISCAL YEAR 1996

Top 20 High-Volume State Agencies

<u>State Agency Number and Name</u>	<u>Dollars Expended</u>
#711 Texas A&M University	\$ 7.0M
#723 UT Medical Branch - Galveston	3.3M
#721 University of Texas at Austin	3.3M
#501 Texas Department of Health	3.2M
#729 UT Southwestern Medical Center - Dallas	3.1M
#601 Department of Transportation	2.8M
#506 UT System Cancer Center	2.8M
#744 UT Health Science Center - Houston	2.7M
#730 University of Houston	2.5M
#745 UT Health Science Center - San Antonio	2.4M
#302 Office of the Attorney General	2.2M
#304 Comptroller of Public Accounts	2.1M
#582 Texas Natural Resources Conservation Commission	1.8M
#324 Texas Department of Human Services	1.8M
#733 Texas Tech University	1.6M
#724 University of Texas at El Paso	1.5M
#530 Department of Protective and Regulatory Services	1.5M
#739 Texas Tech University Health Science Center	1.3M
#714 University of Texas at Arlington	1.2M
#405 Department of Public Safety	<u>1.2M</u>
TOTAL	\$49.3M

Source: American Express; State agency reports



FISCAL YEAR 1996

Travel Activity by State Agency

SECTION 11.0

TRAVEL ACTIVITY BY STATE AGENCY

FISCAL YEAR 1996

State agencies are listed in numerical order by state agency code numbers. Data Source is indicated if the source is not American Express by the following: (R) - Reported.

(R) - Reported: State Agency reported travel data to the General Services Commission's (GSC's) Travel Management Program.

State agencies that do not at a minimum charge all airfare on the State's charge card contract are required to report certain travel expense data on a monthly basis to the General Services Commission's Travel Management Section. These data are entered into a computerized travel system and retained until American Express submits travel expenses billed.

When a reporting state agency participated in the charge card services for the full year, the American Express and state agency data were compared. When the data differed by more than 15%, the higher amount was used.

<u>NOTE #</u>	<u>DEFINITION</u>
#1	#213 - State Prosecuting Attorney reported no travel dollars.
#2	#231 - 11th Court of Appeals did not report travel data for FY 96.
#3	#553 - Agricultural Resources Protection Authority travel expense data were compiled with #551, Tx Department of Agriculture.
#4	#606 - TX High-Speed Rail Authority abolished effective 9-1-95.
#5	State facilities that are a part of #694, Texas Youth Commission. The data for these facilities were compiled with #694.
#6	#696B - TDCJ/Community Justice Assist. Division travel expense data were compiled with #696, TDCJ/Institutional Division.
#7	#696C - TDCJ/TX Council/Offenders with Mental Impairments travel expense data were compiled with #696, TDCJ/Institutional Division.
#8	#721 - University of Texas Austin dollars reflect usage for contract airfare as reported by American Express only. Did not report travel data for FY 96.
#9	#809 - State Preservation Board reported no travel dollars.
#10	#853 - TX Grain Sorghum Producers Brd. did not report travel data for FY 96.

Note: On the following report "*" designates state agencies that have central-bill accounts established with the contract rental car vendors. The rentals shown are only those which were charged to the State of Texas American Express charge card or reported by the state agency. Therefore, the dollars shown may not represent the complete rental car activity for the individual state agency.

Travel Activity by State Agency
Fiscal Year 1996

	<u>Airline Trips:</u>	<u>Hotel Reserv.:</u>	<u>Car Rentals:</u>	<u>Agency Total \$</u>
101	Texas State Senate 778 \$114,101.61	246 \$35,639.57	87* \$7,208.29	\$156,949.47
102	Texas House of Representatives 1 \$112.20	0 \$0.00	0* \$0.00	\$112.20
103	Texas Legislative Council 97 \$18,230.39	27 \$8,305.39	4* \$381.66	\$26,917.44
104	Legislative Budget Board 164 \$28,114.10	10 \$2,374.55	3* \$410.66	\$30,899.31
105	Legislative Reference Library 7 \$2,161.65	1 \$544.18	0* \$0.00	\$2,705.83
116	Sunset Advisory Commission 27 \$3,798.14	52 \$7,178.60	22 \$2,266.57	\$13,243.31
201	Supreme Court of Texas 50 \$6,854.42	2 \$60.34	3 \$249.10	\$7,163.86
203	Board of Law Examiners 37 \$7,528.70	14 \$3,860.71	10* \$1,306.79	\$12,696.20
204	Court Reporters Certification Board 3 (R) \$225.00	3 \$812.19	0* \$0.00	\$1,037.19
211	Texas Court of Criminal Appeals 16 (R) \$3,357.00	25 (R) \$9,807.66	4 (R) \$749.63	\$13,914.29
212	Office of Court Administration 117 \$18,021.91	268 (R) \$31,322.82	52* (R) \$3,473.87	\$52,818.60
#1 213	State Prosecuting Attorney 0 (R) \$0.00	0 (R) \$0.00	0 (R) \$0.00	\$0.00
221	1st Court of Appeals 13 (R) \$2,105.00	8 (R) \$1,447.82	1 (R) \$110.38	\$3,663.20
222	2nd Court of Appeals 11 (R) \$1,361.21	31 (R) \$4,533.00	1* (R) \$219.75	\$6,113.96

Travel Activity by State Agency
Fiscal Year 1996

	<u>Airline Trips:</u>	<u>Hotel Reserv.:</u>	<u>Car Rentals:</u>	<u>Agency Total \$</u>
223	3rd Court of Appeals 0 (R) \$0.00	6 (R) \$1,175.00	0 (R) \$0.00	\$1,175.00
224	4th Court of Appeals 6 (R) \$1,212.50	5 (R) \$612.00	2 (R) \$173.20	\$1,997.70
225	5th Court of Appeals 42 \$6,084.90	14 \$3,170.27	12 \$988.51	\$10,243.68
226	6th Court of Appeals 1 (R) \$339.20	20 (R) \$4,970.74	2 (R) \$225.09	\$5,535.03
227	7th Court of Appeals 17 (R) \$2,909.00	20 (R) \$3,595.98	3 (R) \$311.73	\$6,816.71
228	8th Court of Appeals 38 (R) \$7,457.20	27 (R) \$3,665.26	12 (R) \$1,199.61	\$12,322.07
229	9th Court of Appeal 8 (R) \$2,204.00	11 (R) \$1,462.60	1 (R) \$87.47	\$3,754.07
230	10th Court of Appeals 3 (R) \$175.82	14 (R) \$1,555.00	3 (R) \$562.81	\$2,293.63
#2 231	11th Court of Appeals 0 (R) \$0.00	0 (R) \$0.00	0 (R) \$0.00	\$0.00
232	12th Court of Appeals 7 (R) \$1,316.80	14 (R) \$1,788.70	0 (R) \$0.00	\$3,105.50
233	13th Court of Appeals 3 (R) \$678.40	76 (R) \$5,819.57	2 (R) \$251.50	\$6,749.47
234	14th Court of Appeals 11 (R) \$1,140.00	12 (R) \$1,380.80	5 (R) \$708.48	\$3,229.28
241	The Comptroller's Judiciary 40 \$6,144.46	78 \$22,157.19	21* \$2,696.83	\$30,998.48
242	State Commis. on Judicial Conduct 26 \$3,782.80	47 (R) \$5,586.75	9 \$568.97	\$9,938.52

Travel Activity by State Agency
Fiscal Year 1996

	<u>Airline Trips:</u>	<u>Hotel Reserv.:</u>	<u>Car Rentals:</u>	<u>Agency Total \$</u>
243	State Law Library 2 \$375.00	2 \$208.01	0 \$0.00	\$583.01
301	Office of the Governor 843 \$139,233.08	236 \$27,544.64	76* \$7,368.13	\$174,145.85
302	TX Attorney General's Office 9,339 \$1,353,429.62	5,731 \$581,328.64	4,051* \$284,903.57	\$2,219,661.83
303	General Services Commission 757 \$112,753.82	636 \$43,991.79	104* \$7,832.76	\$164,578.37
304	Comptroller of Public Accounts 3,450 \$735,068.26	5,800 \$1,064,835.60	1,508* \$284,381.27	\$2,084,285.13
305	General Land Office & Vet. Land Brd. 2,168 \$337,191.28	1,818 \$221,176.59	120* \$8,089.83	\$566,457.70
306	Library and Archives Commission 152 \$21,644.25	193 \$19,302.64	114* \$9,009.96	\$49,956.85
307	Secretary of State's Office 202 \$36,927.78	2 \$0.00	1* \$41.10	\$36,968.88
308	State Auditor's Office 840 \$127,176.96	1,537 \$218,118.54	372* \$48,884.50	\$394,180.00
310	State Treasury Department 203 \$30,285.61	139 \$27,050.56	87* \$13,013.03	\$70,349.20
312	State Securities Board 99 \$13,722.95	79 \$9,123.32	1* \$118.32	\$22,964.59
313	Department of Information Resources 380 \$59,407.16	111 \$12,539.42	80* \$7,275.89	\$79,222.47
318	Texas Commission for the Blind 1,024 \$161,733.98	1,055 \$94,876.75	422* \$33,799.19	\$290,409.92
320	Texas Workforce Commission 1,065 \$169,355.79	128 \$12,837.14	12* \$1,113.87	\$183,306.80

Travel Activity by State Agency
Fiscal Year 1996

	<u>Airline Trips:</u>	<u>Hotel Reserv.:</u>	<u>Car Rentals:</u>	<u>Agency Total \$</u>
322	Texas Employment Commission 2,388 \$374,108.99	1,043 \$108,087.43	99* \$8,404.59	\$490,601.01
323	Teacher Retirement System 804 \$178,715.27	398 \$68,214.69	136 \$13,515.73	\$260,445.69
324	Texas Department of Human Services 4,938 \$830,034.27	10,092 \$954,311.53	377* \$34,504.78	\$1,818,850.58
325	Firefighter's Pension Commission 12 \$2,004.60	14 \$2,634.68	6* \$836.93	\$5,476.21
327	Employees Retirement System 300 \$62,882.11	85 \$8,214.57	9* \$738.62	\$71,835.30
329	Real Estate Commission 159 \$25,652.40	172 \$18,387.30	23 \$2,257.15	\$46,296.85
3291	TX Appraiser Licensing & Cert Brd 27 \$5,072.92	40 \$7,563.41	7 \$549.99	\$13,186.32
330	Texas Rehabilitation Commission 1,906 \$278,587.68	4,507 \$454,970.32	809* \$65,840.69	\$799,398.69
332	TX Dept of Housing & Community Affrs 1,603 \$253,991.29	1,399 \$142,987.43	134* \$10,303.69	\$407,282.41
333	Office of State-Federal Relations 42 \$8,108.48	35 \$6,160.41	5 \$851.83	\$15,120.72
335	Texas Commission for the Deaf 48 \$6,236.11	95 \$8,398.46	10* \$913.89	\$15,548.46
337	Brd of Tax Professional Examiners 4 \$490.00	8 \$786.44	0* \$0.00	\$1,276.44
338	State Pension Review Board 3 \$423.00	2 \$349.65	0 \$0.00	\$772.65
340	Texas Department on Aging 107 \$16,626.28	99 \$13,037.08	2* \$295.88	\$29,959.24

Travel Activity by State Agency
Fiscal Year 1996

	<u>Airline Trips:</u>	<u>Hotel Reserv.:</u>	<u>Car Rentals:</u>	<u>Agency Total \$</u>
342	State Aircraft Pooling Board 3 \$186.10	51 \$5,010.31	1 \$226.26	\$5,422.67
344	Commission on Human Rights 196 \$33,156.95	342 \$40,374.52	32* \$1,992.93	\$75,524.40
346	Interagency Council/Sex Offenders 20 \$2,690.66	4 \$791.27	4 \$196.73	\$3,678.66
347	Texas Public Finance Authority 65 \$9,678.54	13 \$2,579.03	1 \$183.44	\$12,441.01
350	National Research Laboratory Comm. 30 \$3,799.00	0 \$0.00	0* \$0.00	\$3,799.00
352	Texas Bond Review Board 10 \$1,502.19	3 \$268.59	2 \$112.80	\$1,883.58
353	TX Incentive & Productivity Comm. 13 \$2,142.41	4 \$1,015.03	1 \$79.20	\$3,236.64
355	Children's Trust Fund of TX Council 83 \$12,452.92	19 \$2,161.25	11 \$760.76	\$15,374.93
356	Texas Ethics Commission 66 \$11,614.32	10 \$916.17	1 \$92.40	\$12,622.89
359	Office of Public Insurance Counsel 16 \$2,666.51	2 \$69.87	0* \$0.00	\$2,736.38
360	Office of Administrative Hearings 105 \$15,207.90	20 \$1,435.60	20* \$1,401.47	\$18,044.97
362	Texas Lottery Commission 1,275 \$198,538.54	972 \$120,002.82	603* \$44,628.01	\$363,169.37
363	Workforce/Eco Competitiveness 162 \$24,089.53	104 \$9,390.40	18 \$1,026.70	\$34,506.63
364	Health Professions Council 4 \$564.00	0 \$0.00	0 \$0.00	\$564.00

Travel Activity by State Agency
Fiscal Year 1996

	<u>Airline Trips:</u>	<u>Hotel Reserv.:</u>	<u>Car Rentals:</u>	<u>Agency Total \$</u>
401	Adjutant General's Department 202 \$44,870.77	223 \$29,717.16	82 \$8,504.47	\$83,092.40
403	Texas Veterans Commission 102 \$12,802.25	94 \$11,944.08	1* \$164.58	\$24,910.91
405	Department of Public Safety 1,004 \$224,722.72	10,198 \$903,893.29	258 \$34,508.26	\$1,163,124.27
406	Texas National Guard Armory Board 70 \$9,481.83	525 \$41,656.58	13 \$1,189.25	\$52,327.66
407	Comm. on Law Enforcement Officers 28 \$3,709.06	17 \$2,599.06	0* \$0.00	\$6,308.12
409	Commission on Jail Standards 66 \$10,382.40	170 \$15,709.78	31 \$2,524.47	\$28,616.65
410	Criminal Justice Policy Council 59 \$12,115.55	0 \$0.00	0* \$0.00	\$12,115.55
411	Texas Commission on Fire Protection 134 \$23,108.40	730 \$64,435.56	34* \$3,003.11	\$90,547.07
450	Savings and Loan Department 62 \$10,736.15	110 \$18,553.94	19* \$1,825.65	\$31,115.74
451	Department of Banking 500 \$94,466.75	1,555 \$216,193.75	89 \$10,853.70	\$321,514.20
452	TX Dept. of Licensing & Regulations 129 \$25,961.86	536 \$52,679.09	89 \$9,446.50	\$88,087.45
453	Texas Worker's Compensation Commis 1,921 \$291,807.32	1,154 \$118,057.94	176* \$16,742.63	\$426,607.89
454	Texas Department of Insurance 1,183 \$230,338.21	1,820 \$313,368.39	509 \$70,259.38	\$613,965.98
455	Railroad Commission of Texas 587 \$99,021.50	205 \$23,123.83	21* \$2,360.42	\$124,505.75

Travel Activity by State Agency
Fiscal Year 1996

	<u>Airline Trips:</u>	<u>Hotel Reserv.:</u>	<u>Car Rentals:</u>	<u>Agency Total \$</u>
456	TX State Board of Plumbing Examiners 82 \$13,888.25	66 \$11,673.77	8 \$1,600.61	\$27,162.63
457	State Board of Public Accountancy 180 \$27,753.58	45 \$6,576.00	7* \$608.37	\$34,937.95
458	Alcoholic Beverage Commission 295 \$45,337.75	184 \$16,381.28	1* \$199.43	\$61,918.46
459	Board of Architectural Examiners 40 \$8,732.74	42 \$8,703.98	16 \$1,498.76	\$18,935.48
460	Brd of Reg/Professional Engineers 63 \$9,449.45	87 \$11,345.29	29 \$2,562.03	\$23,356.77
464	Board of Land Surveying 31 \$5,294.46	39 \$7,885.67	10 \$1,455.72	\$14,635.85
465	Texas Department of Commerce 1,107 \$186,158.70	1,074 \$127,699.00	137* \$8,436.07	\$322,293.77
466	Office of Consumer Credit Comm. 57 \$7,193.80	208 \$41,726.85	23 \$3,822.42	\$52,743.07
467	Private Inv.&Private Sec. Agencies 69 \$10,749.90	28 \$2,327.69	16* \$1,212.55	\$14,290.14
469	Credit Union Department 193 \$29,496.60	460 \$67,258.92	13* \$1,415.22	\$98,170.74
472	Structural Pest Control Board 39 \$6,610.80	234 \$22,338.60	2 \$361.45	\$29,310.85
473	Public Utility Commission of Texas 317 \$73,866.57	0 \$0.00	0* \$0.00	\$73,866.57
474	Polygraph Examiners Board 6 (R) \$829.00	8 (R) \$1,211.59	0 (R) \$0.00	\$2,040.59
475	Office of Public Utility Counsel 23 \$5,105.64	1 \$0.00	0* \$0.00	\$5,105.64

Travel Activity by State Agency
Fiscal Year 1996

	<u>Airline Trips:</u>	<u>Hotel Reserv.:</u>	<u>Car Rentals:</u>	<u>Agency Total \$</u>
476	Texas Racing Commission 85 \$14,843.61	128 \$12,061.15	139* \$13,606.53	\$40,511.29
477	Adv. Comm./St. Emerg. Communication 300 \$44,465.53	103 \$9,149.96	11* \$768.26	\$54,383.75
478	Worker's Comp Research Center 8 \$2,536.29	1 \$155.03	0* \$0.00	\$2,691.32
501	Texas Department of Health 10,441 \$1,608,454.26	12,244 \$1,312,988.56	3,069 \$257,521.88	\$3,178,964.70
502	State of Board of Barber Examiners 41 \$6,077.00	251 \$22,384.86	15 \$1,735.32	\$30,197.18
503	TX State Brd. of Medical Examiners 473 \$70,575.40	299 \$36,403.59	32* \$2,643.27	\$109,622.26
504	State Board of Dental Examiners 94 \$12,573.62	181 \$30,932.79	22* \$1,719.94	\$45,226.35
505	Texas Cosmetology Commission 60 \$7,113.60	241 \$25,592.11	20* \$1,578.38	\$34,284.09
506	U. T. System Cancer Center 6,483 \$2,050,685.14	3,054 \$648,403.56	917 \$97,087.34	\$2,796,176.04
507	Board of Nurse Examiners 162 \$26,292.27	182 \$22,621.49	54* \$4,239.62	\$53,153.38
508	Board of Chiropractic Examiners 81 \$14,246.10	54 \$8,217.25	21 \$976.54	\$23,439.89
511	Board of Vocational Nurse Examiners 28 \$3,523.37	76 \$6,954.91	8* \$1,116.79	\$11,595.07
512	State Board of Podiatry Examiners 3 \$491.00	7 \$128.49	0 \$0.00	\$619.49
513	Texas Funeral Service Commission 54 \$7,733.42	120 \$11,433.18	66* \$6,403.56	\$25,570.16

Travel Activity by State Agency
Fiscal Year 1996

	<u>Airline Trips:</u>	<u>Hotel Reserv.:</u>	<u>Car Rentals:</u>	<u>Agency Total \$</u>
514	Texas Optometry Board 29 \$4,027.35	3 \$305.31	3 \$335.70	\$4,668.36
515	Texas State Board of Pharmacy 100 \$18,286.23	79 \$10,080.82	1* \$47.61	\$28,414.66
517	TX Comm. on Alcohol & Drug Abuse 935 \$133,746.08	555 \$64,343.77	82* \$5,153.36	\$203,243.21
520	State Brd of Examiners/Psychologists 76 \$9,413.93	16 \$3,259.42	18* \$346.87	\$13,020.22
526	TX Low Radioactive Waste Disp Auth 198 \$42,295.97	191 \$21,490.65	92* \$8,381.73	\$72,168.35
527	Texas Cancer Council 69 \$8,348.75	17 \$1,177.10	9 \$360.16	\$9,886.01
528	State Anatomical Board 7 (R) \$881.64	2 (R) \$279.72	2 (R) \$145.09	\$1,306.45
529	Health & Human Services Commission 417 \$61,846.01	122 \$18,733.51	14* \$694.11	\$81,273.63
530	Dept. of Protective/Regulatory Serv. 7,422 \$1,203,417.75	2,631 \$234,758.04	237* \$16,023.20	\$1,454,198.99
532	TX Interagency Cncl/Early Child Intr 397 \$54,826.98	95 \$10,880.08	149 \$16,614.35	\$82,321.41
533	Ex Cncl/Phy & Occup Therapy Examiner 148 \$22,596.16	0 \$0.00	0 \$0.00	\$22,596.16
551	Department of Agriculture 867 \$157,110.07	1,382 \$115,100.47	40* \$3,407.59	\$275,618.13
#3 553	Agricultural Resources Protect Auth 0 (R) \$0.00	0 (R) \$0.00	0 (R) \$0.00	\$0.00
554	Texas Animal Health Commission 311 \$57,814.71	165 \$14,387.98	10* \$1,150.68	\$73,353.37

	<u>Airline Trips:</u>	<u>Hotel Reserv.:</u>	<u>Car Rentals:</u>	<u>Agency Total \$</u>
555	TX Agricultural Extension Service 2,010 \$449,496.20	5,254 \$524,704.08	603* \$60,611.14	\$1,034,811.42
556	TX Agricultural Experiment Station 847 \$233,550.30	2,672 \$308,116.83	455* \$50,687.36	\$592,354.49
576	Texas Forest Service 10 \$2,279.47	263 \$21,117.81	5* \$266.45	\$23,663.73
577	TX Animal Damage Control Service 0 \$0.00	567 (R) \$23,647.04	0 \$0.00	\$23,647.04
578	TX Brd of Veterinary Med Examiners 36 \$5,674.44	79 \$13,947.65	46* \$5,688.31	\$25,310.40
580	Texas Water Development Board 932 \$140,279.39	226 \$21,021.27	9* \$1,015.93	\$162,316.59
582	Natural Resources Conservation Comm. 6,691 \$1,096,860.86	5,969 \$621,305.33	1,682* \$126,556.62	\$1,844,722.81
592	Soil and Water Conservation Board 112 \$16,638.10	711 \$47,886.57	55 \$4,201.61	\$68,726.28
601	Department of Transportation 6,043 \$1,063,786.08	14,531 \$1,649,429.82	906* \$95,539.02	\$2,808,754.92
602	Texas Turnpike Authority 147 (R) \$24,319.82	45 (R) \$10,875.90	7*(R) \$592.56	\$35,788.28
#4 606	TX High-Speed Rail Authority 0 (R) \$0.00	0 (R) \$0.00	0*(R) \$0.00	\$0.00
650	San Antonio State School 24 \$3,314.53	99 \$9,476.21	10 \$855.03	\$13,645.77
#5 651	Corsicana State Home-See TYC 0 (R) \$0.00	0 (R) \$0.00	0*(R) \$0.00	\$0.00
#5 654	Brownwood State School-See TYC 0 (R) \$0.00	0 (R) \$0.00	0 (R) \$0.00	\$0.00

Travel Activity by State Agency
Fiscal Year 1996

	<u>Airline Trips:</u>	<u>Hotel Reserv.:</u>	<u>Car Rentals:</u>	<u>Agency Total \$</u>
655	Texas Department of MHRM 2,336 \$378,273.13	2,020 \$207,104.82	659 \$62,008.52	\$647,386.47
656	Vernon State Hospital 54 \$9,316.56	164 \$15,735.25	17* \$1,811.63	\$26,863.44
657	Amarillo State Center 204 \$37,666.80	129 \$13,902.71	21* \$653.13	\$52,222.64
658	Beaumont State Center 69 \$14,270.58	168 \$18,742.26	31 \$2,258.39	\$35,271.23
659	Rio Grande State Center 102 \$11,447.40	258 \$22,584.92	28 \$2,282.78	\$36,315.10
660	Denton State School 73 \$8,641.16	82 \$9,230.43	8 \$401.42	\$18,273.01
661	El Paso State Center 165 \$28,220.06	127 \$9,891.49	42 \$3,411.52	\$41,523.07
665	Texas Juvenile Probation Commission 339 \$45,734.04	330 \$27,357.23	123 \$10,079.82	\$83,171.09
667	Fort Worth State School 1 \$50.00	3 \$543.88	1 \$237.61	\$831.49
668	Richmond State School 46 \$7,765.97	157 \$19,799.24	8 \$609.18	\$28,174.39
669	Lufkin State School 4 \$1,158.86	120 \$13,138.74	0 \$0.00	\$14,297.60
670	Corpus Christi State School 63 \$7,445.19	338 \$26,365.27	13 \$1,283.94	\$35,094.40
671	San Angelo State School 19 \$3,214.98	278 \$19,437.38	4 \$318.92	\$22,971.28
672	Mexia State School 17 \$3,398.19	197 \$18,620.78	5 \$449.77	\$22,468.74

Travel Activity by State Agency
Fiscal Year 1996

	<u>Airline Trips:</u>	<u>Hotel Reserv.:</u>	<u>Car Rentals:</u>	<u>Agency Total \$</u>
673	San Antonio State Chest Hospital 87 \$13,491.02	3 \$316.96	3 \$236.93	\$14,044.91
674	Kerrville State Hospital 32 \$3,689.01	287 \$28,645.52	5 \$540.97	\$32,875.50
675	Travis State School 15 \$2,654.34	13 \$1,355.79	1 \$170.02	\$4,180.15
676	Abilene State School 125 \$21,567.12	427 \$37,329.75	22 \$1,432.98	\$60,329.85
677	Austin State Hospital 30 \$6,003.22	9 \$1,634.58	2 \$291.77	\$7,929.57
678	Austin State School 38 \$8,366.44	16 \$2,247.10	1 \$66.30	\$10,679.84
679	Rusk State Hospital 36 \$8,610.96	169 \$19,143.78	12 \$1,170.61	\$28,925.35
680	Waco Center for Youth 4 \$1,216.40	49 \$5,324.91	1 \$127.09	\$6,668.40
681	San Antonio State Hospital 33 \$6,345.90	109 \$9,155.30	1 \$84.48	\$15,585.68
682	Terrell State Hospital 230 \$33,767.66	267 \$29,381.65	37 \$2,475.27	\$65,624.58
683	Wichita Falls State Hospital 26 \$4,622.96	210 \$20,759.73	1 \$7.00	\$25,389.69
684	South Texas State Chest Hospital 132 \$18,884.16	64 \$7,313.96	38 \$3,383.96	\$29,582.08
686	Big Spring State Hospital 241 \$35,081.80	255 \$24,385.53	56 \$3,686.32	\$63,153.65
687	Lubbock State School 217 \$29,788.60	322 \$18,901.59	34* \$2,478.55	\$51,168.74

Travel Activity by State Agency
Fiscal Year 1996

	<u>Airline Trips:</u>	<u>Hotel Reserv.:</u>	<u>Car Rentals:</u>	<u>Agency Total \$</u>
688	Brenham State School 12 \$2,459.54	148 \$15,882.73	2 \$483.81	\$18,826.08
#5 689	Giddings State School-See TYC 0 (R) \$0.00	0 (R) \$0.00	0* (R) \$0.00	\$0.00
#5 690	West TX Children's Home-See TYC 0 (R) \$0.00	0 (R) \$0.00	0 (R) \$0.00	\$0.00
#5 692	Gainesville State School-See TYC 0 (R) \$0.00	0 (R) \$0.00	0 (R) \$0.00	\$0.00
#5 693	Crockett State School-See TYC 0 (R) \$0.00	0 (R) \$0.00	0 (R) \$0.00	\$0.00
694	Texas Youth Commission 1,936 \$241,394.51	1,642 \$139,017.87	740 \$55,652.41	\$436,064.79
696	TX Dept of Crim Justice/Inst Div. 1,038 \$165,517.38	12,181 \$756,297.18	293* \$26,749.00	\$948,563.56
696A	Board of Pardons & Paroles 1,499 \$226,411.47	3,459 \$363,605.05	233 \$23,498.67	\$613,515.19
#6 696B	TDCJ-Community Justice Assist Div 0 (R) \$0.00	0 (R) \$0.00	0 (R) \$0.00	\$0.00
#7 696C	TX Council/Offenders w/Mental Impair 0 (R) \$0.00	0 (R) \$0.00	0 (R) \$0.00	\$0.00
699	Laredo State Center 24 \$3,417.20	38 \$3,103.49	2 \$214.94	\$6,735.63
701	Texas Central Education Agency 2,962 \$477,931.85	2,953 \$398,892.36	1,176* \$127,701.23	\$1,004,525.44
710	TX A&M Univ. System & Components 537 \$116,175.90	681 \$85,052.39	131* \$12,086.55	\$213,314.84
711	Texas A&M University 16,415 \$5,026,000.66	10,116 \$1,648,370.51	2,557* \$321,439.64	\$6,995,810.81

Travel Activity by State Agency
Fiscal Year 1996

	<u>Airline Trips:</u>	<u>Hotel Reserv.:</u>	<u>Car Rentals:</u>	<u>Agency Total \$</u>
712	TX Engineering Experiment Station 176 \$69,048.11	515 \$76,800.60	148 \$13,204.64	\$159,053.35
713	Tarleton State University 324 (R) \$55,967.73	899 (R) \$96,263.57	58 (R) \$5,656.48	\$157,887.78
714	University of Texas at Arlington 2,737 \$677,975.68	3,029 (R) \$447,544.20	532* \$66,302.03	\$1,191,821.91
715	Prairie View A&M University 850 \$195,774.13	722 \$98,417.66	88* \$11,172.55	\$305,364.34
716	TX Engineering Extension Service 159 \$39,724.40	2,198 \$280,515.64	292* \$38,587.80	\$358,827.84
717	Texas Southern University 252 (R) \$56,262.21	207 (R) \$40,236.55	78* \$9,435.69	\$105,934.45
718	Texas A&M University at Galveston 269 \$81,741.29	257 \$41,734.82	49* \$7,157.66	\$130,633.77
719	Texas State Technical College 82 \$11,020.92	151 \$14,704.74	24* \$2,376.44	\$28,102.10
7191	TX State Technical College-Waco 193 \$40,524.10	487 \$55,596.66	32 \$4,360.30	\$100,481.06
7192	TX State Technical College-Harlingen 238 \$37,431.53	293 \$29,870.88	99 \$8,506.78	\$75,809.19
7193	TX State Technical College-Amarillo 0 \$0.00	2 \$48.75	0 \$0.00	\$48.75
7194	TX State Technicl College-Sweetwater 155 \$25,279.09	437 \$42,213.26	65 \$6,341.24	\$73,833.59
720	University of Texas System 2,020 (R) \$296,356.33	1,210 (R) \$174,036.63	1,244 (R) \$79,417.90	\$549,810.86
#8 721	University of Texas at Austin 14,012 \$3,250,803.64	0 \$0.00	0* \$0.00	\$3,250,803.64

Travel Activity by State Agency
Fiscal Year 1996

	<u>Airline Trips:</u>	<u>Hotel Reserv.:</u>	<u>Car Rentals:</u>	<u>Agency Total \$</u>
723	UT Medical Branch - Galveston 6,868 \$1,729,121.72	5,361 (R) \$1,461,025.39	1,446* \$156,645.11	\$3,346,792.22
724	University of Texas at El Paso 5,715 \$1,269,333.43	921 \$166,109.25	387* \$48,900.15	\$1,484,342.83
727	Texas Transportation Institute 985 \$240,441.21	1,003 \$137,993.96	498 \$50,704.77	\$429,139.94
729	UT Southwestern Medical Ctr/Dallas 6,789 \$1,976,458.38	3,183 (R) \$1,038,155.58	737* (R) \$98,336.89	\$3,112,950.85
730	University of Houston 7,308 \$1,848,563.79	2,702 \$562,251.72	705* \$94,406.13	\$2,505,221.64
731	Texas Woman's University 1,791 \$286,341.57	427 \$66,647.70	148* \$13,420.54	\$366,409.81
732	Texas A&I University 1,030 \$233,631.73	1,339 \$172,018.98	237* \$25,301.51	\$430,952.22
733	Texas Tech University 4,054 \$796,450.25	4,629 (R) \$618,776.26	1,576* (R) \$200,232.66	\$1,615,459.17
734	Lamar University - Beaumont 431 \$100,805.00	962 \$120,862.10	175* \$21,633.09	\$243,300.19
735	Midwestern State University 190 \$37,017.19	498 \$93,320.53	58 \$7,726.38	\$138,064.10
736	UT Pan American University 2,578 \$541,623.78	756 \$103,305.14	73 \$9,847.31	\$654,776.23
737	Angelo State University 223 \$59,881.21	526 \$73,902.33	41 \$5,640.84	\$139,424.38
738	University of Texas at Dallas 1,582 \$410,062.81	831 (R) \$138,803.78	231* (R) \$18,238.42	\$567,105.01
739	Texas Tech Univ Health Science Centr 3,897 \$682,459.15	3,219 \$534,089.19	1,116* \$106,845.42	\$1,323,393.76

Travel Activity by State Agency
Fiscal Year 1996

	<u>Airline Trips:</u>	<u>Hotel Reserv.:</u>	<u>Car Rentals:</u>	<u>Agency Total \$</u>
742	Univ. of Tex. of the Permian Basin 413 \$65,432.26	214 (R) \$24,094.43	89*(R) \$8,484.40	\$98,011.09
743	Univ. of Texas at San Antonio 1,868 \$394,755.16	1,263 \$189,943.66	356* \$36,746.08	\$621,444.90
744	UT Health Science Center-Houston 6,524 \$2,133,146.64	2,519 \$506,792.26	763* \$80,311.84	\$2,720,250.74
745	UT Health Science Center-San Antonio 5,967 \$1,552,230.20	3,230 \$709,320.54	879* \$98,864.60	\$2,360,415.34
747	University of Texas-Brownsville 987 \$207,768.57	303 \$46,475.69	90* \$10,009.40	\$264,253.66
750	University of Texas at Tyler 216 (R) \$59,135.43	325 (R) \$44,022.56	39*(R) \$4,481.77	\$107,639.76
751	East Texas State University 599 \$112,858.88	430 \$51,802.02	123 \$7,950.74	\$172,611.64
752	University of North Texas 2,616 (R) \$629,602.66	0 \$389,935.28	621 \$73,351.00	\$1,092,888.94
753	Sam Houston State University 692 \$163,821.79	1,138 \$171,276.20	178*(R) \$32,645.24	\$367,743.23
754	Southwest Texas State University 1,935 \$453,738.47	1,847 \$342,396.31	496 \$61,906.03	\$858,040.81
755	Stephen F. Austin State University 892 \$235,530.06	1,188 \$185,288.56	96 \$13,473.93	\$434,292.55
756	Sul Ross State University 313 (R) \$45,350.11	661 (R) \$82,801.50	37 (R) \$3,782.62	\$131,934.23
757	West Texas A&M University 1,110 \$229,105.37	991 \$174,495.06	348 \$44,638.48	\$448,238.91
758	Texas State Univ. Board of Regents 46 \$5,166.36	91 (R) \$7,604.07	9 (R) \$720.31	\$13,490.74

Travel Activity by State Agency
Fiscal Year 1996

	<u>Airline Trips:</u>	<u>Hotel Reserv.:</u>	<u>Car Rentals:</u>	<u>Agency Total \$</u>
759	Univ of Houston at Clear Lake City 809 \$204,218.50	377 \$65,540.71	93* \$9,734.14	\$279,493.35
760	TX A&M Univ/ Corpus Christi 951 \$209,157.21	751 \$99,194.59	145* \$14,131.38	\$322,483.18
761	TX A&M International Univ. 370 \$102,852.60	603 \$75,604.00	113* \$13,074.17	\$191,530.77
763	Univ of North Texas HSC-Ft. Worth 958 \$218,933.15	853 \$192,002.07	274 (R) \$35,131.23	\$446,066.45
764	East Texas State Univ. at Texarkana 134 \$23,326.38	181 \$16,828.90	38 \$3,112.68	\$43,267.96
765	University of Houston - Victoria 56 (R) \$17,371.82	53 \$11,346.69	10 \$2,228.68	\$30,947.19
767	SW Collegiate Institute for the Deaf 22 (R) \$4,326.82	33 (R) \$2,653.10	14 (R) \$1,982.92	\$8,962.84
771	Texas School For The Blind 533 \$77,516.77	206 \$17,913.77	15* \$1,026.24	\$96,456.78
772	Texas School for the Deaf 691 \$98,093.88	1 \$0.00	0* \$0.00	\$98,093.88
781	Texas Higher Edu Coordinating Brd 535 \$87,658.83	455 \$51,881.61	235 \$19,374.63	\$158,915.07
783	*niversity of Houston System 470 \$86,396.70	150 \$22,001.40	102 \$6,240.80	\$114,638.90
784	University of Houston-Downtown 513 \$107,250.78	358 (R) \$68,333.31	53* (R) \$6,944.65	\$182,528.74
785	Univ of Texas Health Center at Tyler 910 \$242,309.47	194 \$35,048.63	48* \$5,139.32	\$282,497.42
786	Lamar University System 2 \$811.00	5 \$608.06	0 \$0.00	\$1,419.06

Travel Activity by State Agency
Fiscal Year 1996

	<u>Airline Trips:</u>	<u>Hotel Reserv.:</u>	<u>Car Rentals:</u>	<u>Agency Total \$</u>
787	Lamar University at Orange 251 \$78,084.28	362 \$52,905.45	151 \$16,272.94	\$147,262.67
788	Lamar University at Port Arthur 80 \$16,024.57	155 \$20,276.75	11 \$1,077.76	\$37,379.08
802	Parks and Wildlife Department 979 \$175,897.65	5,836 \$464,883.53	259 \$24,970.37	\$665,751.55
808	Texas Historical Commission 260 \$36,644.03	209 \$20,216.08	56* \$4,296.09	\$61,156.20
#9 809	State Preservation Board 0 \$0.00	0 \$0.00	0 \$0.00	\$0.00
813	Texas Commission on the Arts 113 \$24,749.93	0 \$0.00	0* \$0.00	\$24,749.93
#10 853	Texas Grain Sorghum Producers Brd. 0 (R) \$0.00	0 (R) \$0.00	0 (R) \$0.00	\$0.00
904	Texas Food & Fibers Commission 51 \$7,182.56	38 (R) \$3,714.07	28* (R) \$2,570.65	\$13,467.28
****	Grand Totals for all Agencies 218,061 \$46,269,908.65	210,032 \$27,375,710.85	42,125 \$4,317,182.70	<u>\$77,962,802.20</u>

