

**TXD L1800.4AP65 3211/1999**

**Seventy-sixth Legislature, Regular Session**

**Text of Conference Committee Report  
House Bill No. 1  
(General Appropriations Act)  
as modified by House Bill 4**

**and**

**Governor's Veto Proclamation**

**and**

**Contingent Appropriations Included in  
House Bill No. 3211, Regular Session**



U.S. GOVERNMENT DOCUMENT  
DEPOSITORY LIBRARY NO. 610

FEB 16 2010

UNIVERSITY OF TEXAS PAN AMERICAN  
EDINBURG, TEXAS 78539-2990

**STATE OF TEXAS  
1999**

**Editor's Note: Notations are provided beside certain items to indicate vetoes or other modifications incorporated into House Bill No. 1, Seventy-sixth legislature, Regular Session.**

THE UNIVERSITY OF TEXAS-PAN AMERICAN



0 1161 0845 5589







**Seventy-sixth Legislature, Regular Session**


**Text of Conference Committee Report  
House Bill No. 1  
(General Appropriations Act)  
as modified by Senate Bill 4**

**and**

**Governor's Veto Proclamation**

**and**

**Contingent Appropriations Included in  
House Bill No. 3211, Regular Session**



**STATE OF TEXAS  
1999**

U.S. GOVERNMENT DOCUMENT  
DEPOSITORY LIBRARY NO. 610

FEB 16 2010

UNIVERSITY OF TEXAS PAN AMERICAN  
EDINBURG, TEXAS 78539-2990

Editor's Note: Notations are provided beside certain items to indicate vetoes or other modifications incorporated into House Bill No. 1, Seventy-sixth Legislature, Regular Session.







Austin, Texas  
May 24, 1999


Honorable Rick Perry, Lieutenant Governor  
President of the Senate


Honorable James E. "Pete" Laney  
Speaker of the House of Representatives


Gentlemen:


We, your Conference Committee appointed to adjust the differences between the Senate and the House of Representatives on House Bill 1, have met and had the same under consideration and beg to report back with the recommendation that it do pass in the form attached.

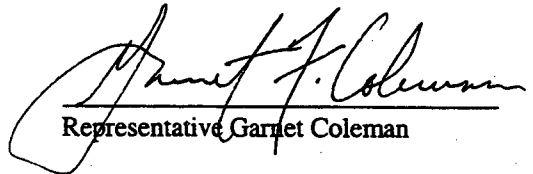
  
\_\_\_\_\_  
Senator Bill Ratliff


  
\_\_\_\_\_  
Representative Robert (Rob) Junell

  
\_\_\_\_\_  
Senator Carlos F. Truan


  
\_\_\_\_\_  
Representative George (Buddy) West

  
\_\_\_\_\_  
Senator Robert Duncan

  
\_\_\_\_\_  
Representative Garnet Coleman

  
\_\_\_\_\_  
Senator Troy Fraser

  
\_\_\_\_\_  
Representative Pete Gallego

  
\_\_\_\_\_  
Senator Mike Moncrief

  
\_\_\_\_\_  
Representative Talmadge Heflin





## TABLE OF CONTENTS

RECAPITULATION - ALL ARTICLES .....	xiv
-------------------------------------	-----

### ARTICLE I - GENERAL GOVERNMENT

Aircraft Pooling Board .....	I-1
Arts, Commission on the .....	I-3
Attorney General, Office of the .....	I-5
Bond Review Board .....	I-15
Comptroller of Public Accounts .....	I-16
Fiscal Programs - Comptroller of Public Accounts .....	I-23
Ranger Pensions .....	I-29
Informational Listing of Funds Appropriated to the Comptroller for Social Security Contributions and Benefit Replacement Pay .....	I-29
Emergency Communications, Advisory Commission on State .....	I-31
Employees Retirement System .....	I-33
Ethics Commission, Texas .....	I-36
Finance Authority, Public .....	I-38
Fire Fighters' Pension Commissioner .....	I-42
General Services Commission, State .....	I-43
Governor, Office of the .....	I-51
Trusted Programs within the Office of the Governor .....	I-52
Historical Commission .....	I-56
Human Rights, Commission on .....	I-61
Incentive and Productivity Commission, Texas .....	I-63
Information Resources, Department of .....	I-64
Library and Archives Commission .....	I-68
Pension Review Board .....	I-72
Preservation Board .....	I-73
Risk Management, State Office of .....	I-75
Workers' Compensation Payments .....	I-77
Secretary of State .....	I-78
State-Federal Relations, Office of .....	I-82
Veterans Commission .....	I-84
Retirement and Group Insurance .....	I-85
Social Security and Benefit Replacement Pay .....	I-86
Lease Payments .....	I-86
Recapitulation - Article I - General Revenue .....	I-87
Recapitulation - Article I - General Revenue - Dedicated .....	I-90
Recapitulation - Article I - Federal Funds .....	I-92
Recapitulation - Article I - Other Funds .....	I-93
Recapitulation - Article I - All Funds .....	I-95

### ARTICLE II - HEALTH AND HUMAN SERVICES

Aging, Department on .....	II-1
Alcohol and Drug Abuse, Commission on .....	II-3
Blind, Commission for the .....	II-9
Cancer Council .....	II-13
Children's Trust Fund of Texas Council .....	II-14
Deaf and Hard of Hearing, Commission for the .....	II-17
Early Childhood Intervention, Interagency Council on .....	II-20
Health, Department of .....	II-22
Health and Human Services Commission .....	II-46



**TABLE OF CONTENTS**  
(Continued)

Human Services, Department of .....	II-51
Mental Health and Mental Retardation, Department of .....	II-67
Protective and Regulatory Services, Department of .....	II-82
Rehabilitation Commission .....	II-91
Retirement and Group Insurance .....	II-95
Social Security and Benefit Replacement Pay .....	II-96
Bond Debt Service Payments .....	II-97
Lease Payments .....	II-97
Special Provisions Relating to All Health and Human Services Agencies .....	II-98
Night Shift Differential .....	II-98
Services to Employees .....	II-98
Charges to Employees and Guests .....	II-98
New or Additional Facilities .....	II-98
Revolving Petty Cash Funds .....	II-98
Out-patient Clinics .....	II-98
Data Processing Personnel .....	II-99
Interagency Transfers .....	II-99
Approval of Transfers of Medicaid - Title XIX Funds .....	II-99
Annual Report - Professional Fee Exemption .....	II-99
Disposition of State Funds Available Resulting from Federal Match Ratio Change .....	II-99
Costs Related to Co-location of Services and to Inter-agency Sharing of Support Functions and Services .....	II-99
Contracts for Purchase of Client Services .....	II-100
Attorney General Representation .....	II-100
Medicaid Managed Care Contracts .....	II-100
Transfer of Fund Balances .....	II-100
Consolidated Waiver Pilot Project Authorization .....	II-100
Functional Assessment for Disability Services .....	II-101
Children's Medicaid Review .....	II-101
Transfer Authority Contingent on House Bill 2641 .....	II-101
Contingency Reduction in Appropriations for House Bill 2641 .....	II-102
Contingency Appropriation for Senate Bill 1587 .....	II-102
Contingency Appropriation: Senate Bill 358 .....	II-102
Contingency Appropriation: Senate Bill 374 .....	II-102
Recapitulation - Article II - General Revenue .....	II-104
Recapitulation - Article II - General Revenue - Dedicated .....	II-105
Recapitulation - Article II - Federal Funds .....	II-106
Recapitulation - Article II - Other Funds .....	II-107
Recapitulation - Article II - All Funds .....	II-108

**ARTICLE III - EDUCATION**

Education Agency, Texas .....	III-1
Educator Certification, State Board for .....	III-23
Blind and Visually Impaired, School for the .....	III-25
Deaf, School for the .....	III-28
Special Provisions for the Texas School for the Blind and Visually Impaired and Texas School for the Deaf .....	III-31
Services to Employees .....	III-31
Emoluments .....	III-31
Appropriation of Funds .....	III-31
Use of Facilities .....	III-31
Petty Cash Fund .....	III-31
Assessments for LEA's .....	III-31
Certification and Appropriation of Medicaid Reimbursement .....	III-31
Payments by School Districts .....	III-32

**TABLE OF CONTENTS**  
(Continued)

Telecommunications Infrastructure Fund Board .....	III-32
Teacher Retirement System .....	III-34
Optional Retirement Program .....	III-36
Group Insurance Contributions, Higher Education Employees .....	III-38
Higher Education Coordinating Board .....	III-43
Higher Education Fund .....	III-57
The University of Texas System Administration .....	III-57
Available University Fund .....	III-59
The University of Texas at Arlington .....	III-61
The University of Texas at Austin .....	III-64
The University of Texas at Dallas .....	III-66
The University of Texas at El Paso .....	III-69
The University of Texas - Pan American .....	III-71
The University of Texas at Brownsville .....	III-75
The University of Texas of the Permian Basin .....	III-77
The University of Texas at San Antonio .....	III-79
The University of Texas at Tyler .....	III-81
Texas A&M University System Administrative and General Offices .....	III-83
Texas A&M University .....	III-85
Texas A&M University at Galveston .....	III-87
Prairie View A&M University .....	III-90
Tarleton State University .....	III-92
Texas A&M University - Corpus Christi .....	III-94
Texas A&M University - Kingsville .....	III-97
Texas A&M International University .....	III-99
West Texas A&M University .....	III-101
Texas A&M University - Commerce .....	III-103
Texas A&M University - Texarkana .....	III-105
University of Houston System Administration .....	III-108
University of Houston .....	III-109
University of Houston - Clear Lake .....	III-111
University of Houston - Downtown .....	III-113
University of Houston - Victoria .....	III-116
Midwestern State University .....	III-118
University of North Texas .....	III-120
Stephen F. Austin State University .....	III-123
Texas Southern University .....	III-125
Texas Tech University .....	III-129
Texas Woman's University .....	III-132
Texas State University System Central Office, Board of Regents .....	III-134
Angelo State University .....	III-136
Lamar University - Beaumont .....	III-138
Lamar University Institute of Technology .....	III-140
Lamar University - Orange .....	III-142
Lamar University - Port Arthur .....	III-144
Sam Houston State University .....	III-146
Southwest Texas State University .....	III-148
Sul Ross State University .....	III-150
Sul Ross State University Rio Grande College .....	III-153
The University of Texas Southwestern Medical Center at Dallas .....	III-155
The University of Texas Medical Branch at Galveston .....	III-157
The University of Texas Health Science Center at Houston .....	III-160
The University of Texas Health Science Center at San Antonio .....	III-163
The University of Texas M. D. Anderson Cancer Center .....	III-167
The University of Texas Health Center at Tyler .....	III-169
Texas A&M University System Health Science Center .....	III-171
University of North Texas Health Science Center at Fort Worth .....	III-174

**TABLE OF CONTENTS**  
(Continued)

Texas Tech University Health Sciences Center .....	III-176
Public Community/Junior Colleges .....	III-180
Texas State Technical College System Administration .....	III-190
Texas State Technical College - Harlingen .....	III-191
Texas State Technical College - Sweetwater .....	III-193
Texas State Technical College - Marshall .....	III-195
Texas State Technical College - Waco .....	III-196
Special Provisions Relating Only to Components of Texas State Technical College .....	III-197
Expenditure of Educational and General Funds .....	III-197
Financial Records .....	III-198
Enrollment Records and Reports .....	III-198
Certification of Compliance .....	III-198
Approved Geographic Locations .....	III-198
Temporary Special Courses .....	III-198
Aircraft Pilot Training Programs .....	III-199
Approval of Plans by Foundations .....	III-199
Audit of Base Contact Hours .....	III-199
Campus President Salaries .....	III-199
Chancellor Salary .....	III-199
Agricultural Experiment Station, Texas .....	III-200
Agricultural Extension Service, Texas .....	III-205
Texas Engineering Experiment Station .....	III-208
Texas Transportation Institute .....	III-210
Texas Engineering Extension Service .....	III-212
Texas Forest Service .....	III-215
Wildlife Damage Management Service, Texas .....	III-218
Texas Veterinary Medical Diagnostic Laboratory .....	III-219
Food and Fibers Commission, Texas .....	III-221
Retirement and Group Insurance .....	III-223
Social Security and Benefit Replacement Pay .....	III-223
Lease Payments .....	III-224
Special Provisions Relating Only to State Agencies of Higher Education .....	III-225
Local Funds Reappropriated .....	III-225
Definition of Terms .....	III-225
Transfer Provisions .....	III-226
Intercomponent Transfers .....	III-226
Health to Academic Intercomponent Transfers with LBB Prior Approval .....	III-226
Revenue Enhancement and Transfer Notification .....	III-226
Reporting of Transfers .....	III-226
Tuition Revenue Bond and Revenue Bond Transfers .....	III-226
Salary and Benefit Provisions .....	III-227
Prorated Salaries Authorized .....	III-227
President Salaries .....	III-227
Chancellor Salaries .....	III-227
Merit Authorization .....	III-227
Merit Requirement for Faculty and Faculty Equivalent Employees of Institutions and Agencies of Higher Education .....	III-227
Group Insurance Premiums .....	III-227
Expenditure Provisions .....	III-227
Annual Operating Budgets Required .....	III-227
Clearing Accounts .....	III-228
Revolving Funds .....	III-228
Local Depositories .....	III-228
Investment Reports .....	III-228
Central Services Accounts .....	III-229
Utility Revolving Funds .....	III-229
Appropriation Expenditure Authorization .....	III-230



# TABLE OF CONTENTS

(Continued)

Tuition Revenue Bonds and Revenue Bonds .....	III-230
Recruitment of Students .....	III-230
Television Stations Prohibited .....	III-230
Intercollegiate Athletics .....	III-230
Prohibition Against Additional Museums .....	III-230
Method of Financing Scholarships .....	III-231
Use of Educational and General Funds for Alumni Activities Prohibited .....	III-231
Limitation of Nonresident Enrollment in Certain State-supported Professional Schools .....	III-231
Off-campus Instruction .....	III-232
Medical School Enrollment .....	III-232
Tuition and Other Educational and General Local Fee Collection .....	III-233
Compliance with Access and Equity 2000 .....	III-233
Educationally Disadvantaged Student Independent Programs at UT-Austin and TAMU .....	III-233
Formula Variable and Educational and General Income Audits .....	III-233
System Offices Funding Authorized .....	III-233
License Plate Scholarship Program .....	III-234
Annual Reports of Health Related Institutions Practice Plans .....	III-234
Self-insurance Funds .....	III-234
Elements of Un-sponsored Charity Care .....	III-234
Financially Indigent .....	III-234
Medically Indigent .....	III-234
Charity Care Determination .....	III-235
Contractual Adjustments .....	III-235
Bad Debt .....	III-235
Un-sponsored Charity Care Reporting Requirement .....	III-235
Patient Income Eligibility Guidelines .....	III-235
County Indigent Care Contracts .....	III-235
Contracts Required .....	III-235
County Indigent Care Contracts Reporting .....	III-235
Family Practice Clerkship Funding .....	III-235
National Research Laboratory Commission .....	III-236
Ethics Policy .....	III-237
Driscoll Children's Hospital .....	III-237
Participation in Drug Development Research Projects .....	III-237
Post Tenure Review .....	III-237
General Academic Funding .....	III-237
Instruction and Operations Formula .....	III-237
Teaching Experience Supplement .....	III-238
Growth Supplement .....	III-239
Infrastructure Support .....	III-239
Supplemental Non-formula Items .....	III-239
Health Related Institutions Funding .....	III-239
Instruction and Operations Support Formula .....	III-239
Infrastructure Support Formula .....	III-239
Research Funding .....	III-240
Supplemental Non-formula Items .....	III-240
Formula Study Committees .....	III-240
Optional Retirement Program Differential .....	III-240
Indirect Cost Recovery Earned by Texas A&M Services .....	III-240
TxPHARM Program .....	III-240
Fire Safety Projects at Institutions of Higher Education .....	III-240
Gerontology Education .....	III-241
Developmental Education Performance Fund .....	III-241
Community and Technical College Developmental Education Funds .....	III-241
Special Items .....	III-241
Funding for Physical Education Courses .....	III-241
Faculty Salary Increase Report .....	III-241

## TABLE OF CONTENTS

(Continued)

Endowed Chairs .....	III-241
A&M Service Agencies' Infrastructure .....	III-242
Contingency for Senate Bill 1651 .....	III-242
Contingency for House Bill 2591 .....	III-242
Recapitulation - Article III - General Revenue .....	III-243
Recapitulation - Article III - General Revenue - Dedicated .....	III-246
Recapitulation - Article III - Federal Funds .....	III-249
Recapitulation - Article III - Other Funds .....	III-251
Recapitulation - Article III - All Funds .....	III-254

### ARTICLE IV - THE JUDICIARY

Supreme Court of Texas .....	IV-1
Court of Criminal Appeals .....	IV-2
First Court of Appeals District, Houston .....	IV-4
Second Court of Appeals District, Fort Worth .....	IV-5
Third Court of Appeals District, Austin .....	IV-6
Fourth Court of Appeals District, San Antonio .....	IV-6
Fifth Court of Appeals District, Dallas .....	IV-7
Sixth Court of Appeals District, Texarkana .....	IV-7
Seventh Court of Appeals District, Amarillo .....	IV-8
Eighth Court of Appeals District, El Paso .....	IV-8
Ninth Court of Appeals District, Beaumont .....	IV-9
Tenth Court of Appeals District, Waco .....	IV-9
Eleventh Court of Appeals District, Eastland .....	IV-10
Twelfth Court of Appeals District, Tyler .....	IV-10
Thirteenth Court of Appeals District, Corpus Christi .....	IV-11
Fourteenth Court of Appeals District, Houston .....	IV-11
Office of Court Administration, Texas Judicial Council .....	IV-12
State Prosecuting Attorney, Office of the .....	IV-14
State Law Library .....	IV-14
Court Reporters Certification Board .....	IV-16
Commission on Judicial Conduct, State .....	IV-17
Judiciary Section, Comptroller's Department .....	IV-17
Retirement and Group Insurance .....	IV-23
Social Security and Benefit Replacement Pay .....	IV-24
Lease Payments .....	IV-24
Special Provisions - Judiciary .....	IV-25
Judicial Salary Enforcement .....	IV-25
Public Integrity Unit .....	IV-25
Restriction, New District Courts .....	IV-25
Transfer of Cases .....	IV-25
Voice Recording .....	IV-25
Systems Compatibility .....	IV-25
Appropriation: Unexpended Balances .....	IV-25
Judicial Internship Program .....	IV-25
Recapitulation - Article IV - General Revenue .....	IV-26
Recapitulation - Article IV - General Revenue - Dedicated .....	IV-27
Recapitulation - Article IV - Federal Funds .....	IV-28
Recapitulation - Article IV - Other Funds .....	IV-29
Recapitulation - Article IV - All Funds .....	IV-30

**TABLE OF CONTENTS**  
(Continued)

**ARTICLE V - PUBLIC SAFETY AND CRIMINAL JUSTICE**

Adjutant General's Department .....	V-1
Alcoholic Beverage Commission .....	V-4
Criminal Justice, Department of .....	V-9
Criminal Justice Policy Council .....	V-24
Fire Protection, Commission on .....	V-26
Jail Standards, Commission on .....	V-27
Juvenile Probation Commission .....	V-29
Law Enforcement Officer Standards and Education, Commission on .....	V-33
Local Continuing Education Grants for Peace Officers .....	V-36
Military Facilities Commission, Texas .....	V-36
Polygraph Examiners Board .....	V-40
Private Investigators and Private Security Agencies, Board of .....	V-41
Public Safety, Department of .....	V-43
Youth Commission .....	V-56
Retirement and Group Insurance .....	V-63
Social Security and Benefit Replacement Pay .....	V-64
Bond Debt Service Payments .....	V-64
Lease Payments .....	V-65
Special Provisions Relating to Public Safety and Criminal Justice .....	V-65
Authorization to Receive, Administer, and Disburse Federal Crime Funds .....	V-65
Purchase of TDCJ Products .....	V-65
Recapitulation - Article V - General Revenue .....	V-66
Recapitulation - Article V - General Revenue - Dedicated .....	V-67
Recapitulation - Article V - Federal Funds .....	V-68
Recapitulation - Article V - Other Funds .....	V-69
Recapitulation - Article V - All Funds .....	V-70

**ARTICLE VI - NATURAL RESOURCES**

Agriculture, Department of .....	VI-1
Animal Health Commission .....	VI-7
General Land Office and Veterans' Land Board .....	VI-9
Trusted Program Within the General Land Office .....	VI-14
Low-Level Radioactive Waste Disposal Authority .....	VI-15
Natural Resource Conservation Commission .....	VI-16
Parks and Wildlife Department .....	VI-28
Railroad Commission .....	VI-35
River Compact Commissions, Texas .....	VI-41
Soil and Water Conservation Board .....	VI-43
Water Development Board .....	VI-45
Debt Service Payments - Non-Self Supporting G. O. Water Bonds .....	VI-51
Retirement and Group Insurance .....	VI-52
Social Security and Benefit Replacement Pay .....	VI-53
Bond Debt Service Payments .....	VI-53
Lease Payments .....	VI-54
Recapitulation - Article VI - General Revenue .....	VI-55
Recapitulation - Article VI - General Revenue - Dedicated .....	VI-56
Recapitulation - Article VI - Federal Funds .....	VI-57
Recapitulation - Article VI - Other Funds .....	VI-58
Recapitulation - Article VI - All Funds .....	VI-59



**TABLE OF CONTENTS**  
(Continued)

**ARTICLE VII - BUSINESS AND ECONOMIC DEVELOPMENT**

Aerospace Commission, Texas .....	VII-1
Economic Development, Texas Department of .....	VII-2
Housing and Community Affairs, Department of .....	VII-8
Lottery Commission, Texas .....	VII-17
Transportation, Department of .....	VII-22
Workforce Commission, Texas .....	VII-32
Reimbursements to the Unemployment Compensation Benefit Account .....	VII-46
Retirement and Group Insurance .....	VII-47
Social Security and Benefit Replacement Pay .....	VII-47
Lease Payments .....	VII-48
Recapitulation - Article VII - General Revenue .....	VII-49
Recapitulation - Article VII - General Revenue - Dedicated .....	VII-50
Recapitulation - Article VII - Federal Funds .....	VII-51
Recapitulation - Article VII - Other Funds .....	VII-52
Recapitulation - Article VII - All Funds .....	VII-53

**ARTICLE VIII - REGULATORY**

Accountancy, Board of Public .....	VIII-1
Administrative Hearings, State Office of .....	VIII-3
Architectural Examiners, Board of .....	VIII-6
Barber Examiners, Board of .....	VIII-9
Chiropractic Examiners, Board of .....	VIII-10
Cosmetology Commission .....	VIII-12
Credit Union Department .....	VIII-14
Dental Examiners, Texas State Board of .....	VIII-16
Engineers, Board of Professional .....	VIII-18
Finance Commission of Texas .....	VIII-20
Banking, Department of .....	VIII-21
Consumer Credit Commissioner, Office of .....	VIII-24
Savings and Loan Department .....	VIII-26
Funeral Service Commission .....	VIII-30
Insurance, Department of .....	VIII-31
Insurance Counsel, Office of Public .....	VIII-36
Land Surveying, Board of Professional .....	VIII-37
Licensing and Regulation, Department of .....	VIII-39
Medical Examiners, Board of .....	VIII-43
Nurse Examiners, Board of .....	VIII-46
Nurse Examiners, Board of Vocational .....	VIII-49
Optometry Board .....	VIII-50
Pest Control Board, Structural .....	VIII-51
Pharmacy, Board of .....	VIII-53
Physical Therapy and Occupational Therapy Examiners, Executive Council of .....	VIII-55
Plumbing Examiners, Board of .....	VIII-57
Podiatric Medical Examiners, Board of .....	VIII-59
Psychologists, Board of Examiners of .....	VIII-60
Racing Commission .....	VIII-62
Real Estate Commission .....	VIII-65
Securities Board .....	VIII-68
Tax Professional Examiners, Board of .....	VIII-70
Utility Commission of Texas, Public .....	VIII-71
Utility Counsel, Office of Public .....	VIII-75
Veterinary Medical Examiners, Board of .....	VIII-77
Workers' Compensation Commission .....	VIII-79

**TABLE OF CONTENTS**  
(Continued)

Workers' Compensation, Research and Oversight Council on .....	VIII-82
Retirement and Group Insurance .....	VIII-84
Social Security and Benefit Replacement Pay .....	VIII-84
Lease Payments .....	VIII-85
Special Provisions Relating to All Regulatory Agencies .....	VIII-85
Appropriations Limited to Revenue Collections .....	VIII-85
Funding for Health Professions Council .....	VIII-86
Peer Assistance Program Funding Requirements .....	VIII-87
Contingency Appropriation for Senate Bill 129 .....	VIII-88
Recapitulation - Article VIII - General Revenue .....	VIII-89
Recapitulation - Article VIII - General Revenue - Dedicated .....	VIII-91
Recapitulation - Article VIII - Federal Funds .....	VIII-93
Recapitulation - Article VIII - Other Funds .....	VIII-94
Recapitulation - Article VIII - All Funds .....	VIII-96

**ARTICLE IX - GENERAL PROVISIONS**

<b>GENERAL PROVISIONS LEGISLATIVE INTENT .....</b>	<b>IX-1</b>
Sec. 9-1.01.    Limitations .....	IX-1
<b>PROVISIONS RELATING TO THE POSITION CLASSIFICATION PLAN .....</b>	<b>IX-1</b>
Sec. 9-2.01.    Position Classification Plan .....	IX-1
Detailed Listing of All Schedule A Classified Positions .....	IX-2
Detailed Listing of All Schedule B Classified Positions .....	IX-8
Detailed Listing of All Schedule C Classified Positions .....	IX-19
Schedule A Classification Salary Schedule .....	IX-21
Schedule B Classification Salary Schedule .....	IX-22
Schedule C Classification Salary Schedule .....	IX-23
<b>SALARY ADMINISTRATION AND OTHER EMPLOYMENT PROVISIONS .....</b>	<b>IX-25</b>
Sec. 9-3.01.    Salary Rates .....	IX-25
Sec. 9-3.02.    Merit Salary Increases .....	IX-25
Sec. 9-3.03.    Salary Supplementation .....	IX-25
Sec. 9-3.04.    Classified Salary Rates .....	IX-26
Sec. 9-3.05.    Salary Cap .....	IX-26
Sec. 9-3.06.    Scheduled Exempt Positions .....	IX-26
Sec. 9-3.07.    Retention of Year 2000 Critical Staff .....	IX-28
Sec. 9-3.08.    Registered Nurses and Licensed Vocational Nurses .....	IX-29
Sec. 9-3.09.    Information Technology Recruitment and Retention Bonuses .....	IX-29
<b>EMPLOYMENT POLICIES AND PROVISIONS .....</b>	<b>IX-29</b>
Sec. 9-4.01.    Method of Salary Payments .....	IX-29
Sec. 9-4.02.    Exception - Contracts Less Than 12 Months .....	IX-29
Sec. 9-4.03.    Matching Retirement and Certain Insurance .....	IX-29
Sec. 9-4.04.    Per Diem of Board or Commission Members .....	IX-29
Sec. 9-4.05.    Political Aid and Legislative Influence Prohibited .....	IX-30
Sec. 9-4.06.    Limitations on Use of Appropriated Funds .....	IX-30
<b>TRAVEL REGULATIONS .....</b>	<b>IX-30</b>
Sec. 9-5.01.    Travel Definitions .....	IX-30
Sec. 9-5.02.    General Travel Provisions .....	IX-31
Sec. 9-5.03.    Failure to Comply .....	IX-31
Sec. 9-5.04.    Transportation Expenses .....	IX-31
Sec. 9-5.05.    Transportation in Personally Owned or Leased Aircraft .....	IX-31
Sec. 9-5.06.    Travel Meals and Lodging Expenses .....	IX-32
Sec. 9-5.07.    Special Provisions Regarding Travel Expenses .....	IX-32

**TABLE OF CONTENTS**  
(Continued)

Sec. 9-5.08.	Passenger and Other Vehicular Equipment (excluding Aircraft)	IX-32
Sec. 9-5.09.	Aircraft	IX-33
Sec. 9-5.10.	Limitation on Travel Expenditures	IX-34
<b>GENERAL LIMITATIONS ON EXPENDITURES</b>		<b>IX-36</b>
Sec. 9-6.01.	Definitions	IX-36
Sec. 9-6.02.	Interpretation of Estimates	IX-37
Sec. 9-6.03.	Emergency and Deficiency Grants out of Special Funds	IX-37
Sec. 9-6.04.	Excess Obligations Prohibited	IX-37
Sec. 9-6.05.	Interpretation of Legislative Intent	IX-37
Sec. 9-6.06.	Comptroller's Duty to Pay	IX-37
Sec. 9-6.07.	Last Quarter Expenditures	IX-37
Sec. 9-6.08.	Appropriation Transfers	IX-38
Sec. 9-6.09.	Transfers for Contract Services	IX-38
Sec. 9-6.10.	Employee Benefit and Debt Service Items	IX-38
Sec. 9-6.11.	Salaries to be Proportional by Fund	IX-39
Sec. 9-6.12.	Appropriations from Special Funds	IX-39
Sec. 9-6.13.	Limitation on Grants to Units of Local Government	IX-39
Sec. 9-6.14.	Limitation on State Employment Levels	IX-40
Sec. 9-6.15.	Limitation on State Employment Levels: Certain Institutions of Education and Parks and Wildlife	IX-41
Sec. 9-6.16.	Audits	IX-42
Sec. 9-6.17.	Purchases of Postage	IX-42
Sec. 9-6.18.	Publication or Sale of Printed, Recorded, or Electronically Produced Matter or Records	IX-43
Sec. 9-6.19.	Distribution of Reports	IX-43
Sec. 9-6.20.	Limitation on Expenditures - Capital Budget	IX-43
Sec. 9-6.21.	Purchases of Information Resource Technologies	IX-45
Sec. 9-6.22.	Quality Assurance Review of Major Information Resources Projects	IX-46
Sec. 9-6.23.	West Texas Disaster Recovery and Operations Data Center	IX-47
Sec. 9-6.24.	Construction Policy	IX-48
Sec. 9-6.25.	Limitation on Use of Funds for Personal Residences	IX-48
Sec. 9-6.26.	Contracts for Professional Services: Indemnification	IX-48
Sec. 9-6.27.	Limitation on Contracts with Previous Employees	IX-49
Sec. 9-6.28.	Contracting for In-State Services	IX-49
Sec. 9-6.29.	Grant Restriction	IX-49
Sec. 9-6.30.	Listing of Bidders	IX-49
Sec. 9-6.31.	Expenditures for State-Federal Relations	IX-49
Sec. 9-6.32.	Research Policy	IX-50
Sec. 9-6.33.	Court Representation and Outside Legal Counsel	IX-50
Sec. 9-6.34.	Judgments	IX-52
Sec. 9-6.35.	Purchase of Insurance	IX-54
Sec. 9-6.36.	Expenditures for Representatives of Grievants Prohibited	IX-54
Sec. 9-6.37.	Agricultural Soil and Water Conservation	IX-54
Sec. 9-6.38.	Limitation on Expenditures for Purchases and Conversions of Alternative Fuel Vehicles	IX-54
Sec. 9-6.39.	Performance Rewards and Penalties	IX-54
Sec. 9-6.40.	Performance Benchmarking	IX-56
Sec. 9-6.41.	Customer Satisfaction Assessment	IX-56
Sec. 9-6.42.	Accounting Irregularities	IX-56
Sec. 9-6.43.	Activity Based Costing	IX-56
Sec. 9-6.44.	Bookkeeping Entries	IX-57
Sec. 9-6.45.	Accounting for State Expenditures	IX-57
Sec. 9-6.46.	Grants	IX-57
Sec. 9-6.47.	Fee Increase Notification	IX-57
Sec. 9-6.48.	Prompt Payment for Interagency Goods and Services	IX-58
Sec. 9-6.49.	Prompt Payment Discounts	IX-58



# TABLE OF CONTENTS

(Continued)

Sec. 9-6.50.	Reimbursements for Unemployment Benefits .....	IX-58
Sec. 9-6.51.	Reimbursements for Workers' Compensation Payments .....	IX-59
Sec. 9-6.52.	Statewide Capital Planning .....	IX-60
Sec. 9-6.53.	Consolidated Funds .....	IX-61
Sec. 9-6.54.	Cost of Medications .....	IX-61
Sec. 9-6.55.	Purchasing of Pharmaceuticals .....	IX-61
Sec. 9-6.56.	Radio Conversion .....	IX-62
<b>REPORTING REQUIREMENTS .....</b>		<b>IX-62</b>
Sec. 9-7.01.	Budgeting and Reporting .....	IX-62
Sec. 9-7.02.	Report of Expenditures by County .....	IX-63
Sec. 9-7.03.	Acknowledgment of Exceptions to Certain Purchases .....	IX-63
Sec. 9-7.04.	Annual Reports and Inventories .....	IX-63
Sec. 9-7.05.	Contract Notification .....	IX-64
Sec. 9-7.06.	Preference to Texas Products. ....	IX-64
Sec. 9-7.07.	Notification to Members of the Legislature .....	IX-65
Sec. 9-7.08.	Reporting Requirements: Temporary Assistance for Needy Families (TANF) Federal Funds .....	IX-65
Sec. 9-7.09.	Reporting Requirements: Child Care and Development Fund (CCDF) ...	IX-65
<b>OTHER APPROPRIATION AUTHORITY .....</b>		<b>IX-65</b>
Sec. 9-8.01.	Acceptance of Gifts of Money .....	IX-65
Sec. 9-8.02.	Federal Funds/Block Grants .....	IX-66
Sec. 9-8.03.	Reimbursements and Payments .....	IX-67
Sec. 9-8.04.	Surplus Property .....	IX-67
Sec. 9-8.05.	Refunds of Deposits .....	IX-68
Sec. 9-8.06.	Vending Machines Authorized .....	IX-68
Sec. 9-8.07.	Pay Station Telephones Authorized .....	IX-68
Sec. 9-8.08.	Appropriation of Collections for Seminars and Conferences .....	IX-68
Sec. 9-8.09.	Appropriation of Bond Proceeds .....	IX-69
Sec. 9-8.10.	CMA Interest Payments .....	IX-69
Sec. 9-8.11.	Appropriation of Disproportionate Share Hospital Payments to State Owned Hospitals .....	IX-69
Sec. 9-8.12.	Appropriation of Receipts: Credit Card Service Fees .....	IX-69
<b>EQUAL OPPORTUNITY PROVISIONS .....</b>		<b>IX-69</b>
Sec. 9-9.01.	Discriminatory Practices .....	IX-69
Sec. 9-9.02.	Goods or Services Provided by Texans with Disabilities .....	IX-69
Sec. 9-9.03.	Contracting with Historically Underutilized Businesses .....	IX-70
<b>OTHER PROVISIONS .....</b>		<b>IX-72</b>
Sec. 9-10.01.	Employee Meal Authorization .....	IX-72
Sec. 9-10.02.	Bank Fees and Charges .....	IX-72
Sec. 9-10.03.	Telecommunication Revolving Account .....	IX-72
Sec. 9-10.04.	Centralized Capitol Complex Telephone System .....	IX-72
Sec. 9-10.05.	Use of TEX-AN Network .....	IX-72
Sec. 9-10.06.	Unlisted Telephone Numbers Prohibited .....	IX-73
Sec. 9-10.07.	In-kind Gas Program .....	IX-73
Sec. 9-10.08.	Retention of Mineral Rights .....	IX-73
Sec. 9-10.09.	Access to State Lands .....	IX-73
Sec. 9-10.10.	State Property Use for State Purposes Required .....	IX-73
Sec. 9-10.11.	Use of Capital Trust Fund .....	IX-73
Sec. 9-10.12.	Space Occupied by Agencies .....	IX-73
Sec. 9-10.13.	Review of Agency Rules .....	IX-74
Sec. 9-10.14.	Limitation on Expenditures for Leased Space .....	IX-74
Sec. 9-10.15.	Consolidation of Lease Space to State Owned Space .....	IX-74
Sec. 9-10.16.	Transfer of Master Lease Purchase Program Payments .....	IX-75

# TABLE OF CONTENTS

(Continued)

Sec. 9-10.17.	Alternative Fuels Finance Payments: Transfer and Appropriation	IX-75
Sec. 9-10.18.	State Owned Housing - Recover Housing Costs	IX-75
Sec. 9-10.19.	Cleaning Allowances	IX-76
Sec. 9-10.20.	Coordinated Technology Training	IX-76
<b>OTHER APPROPRIATIONS AND ADJUSTMENTS</b>		<b>IX-76</b>
Sec. 9-11.01.	Capital Construction Project: Legislative Services Office Building	IX-76
Sec. 9-11.02.	Capital Construction Project: State Insurance Building	IX-76
Sec. 9-11.03.	Capital Construction Project: John H. Reagan Building	IX-77
Sec. 9-11.04.	Year 2000 Conversion	IX-77
Sec. 9-11.05.	Contingency Appropriation and Limitation on Expenditures: Temporary Assistance for Needy Families (TANF) Federal Funds	IX-78
Sec. 9-11.06.	Appropriation for Salary Increase.	IX-79
Sec. 9-11.07.	Contingency Appropriation for Senate Bill 1685	IX-80
Sec. 9-11.08.	Contingency for Senate Bill 355	IX-80
Sec. 9-11.09.	Contingency for Senate Bill 666	IX-82
Sec. 9-11.10.	Contingency Appropriation for House Bill 1652	IX-82
Sec. 9-11.11.	Contingency Appropriation for House Bill 1799	IX-82
Sec. 9-11.12.	Contingency Appropriation for House Bill 2155	IX-83
Sec. 9-11.13.	Contingency for House Bill 2208	IX-83
Sec. 9-11.14.	Contingency Appropriation for House Bill 3125	IX-84
Sec. 9-11.15.	Contingent Appropriation for Senate Bill 4	IX-85
Sec. 9-11.16.	Contingency Appropriation Reduction	IX-85
Sec. 9-11.17.	Contingency for Senate Bill 1574.	IX-86
Sec. 9-11.18.	Contract Workforce	IX-87
Sec. 9-11.19.	Contingency for House Bill 2202	IX-87
Sec. 9-11.20.	Contingency Appropriation for Senate Bill 29	IX-88
Sec. 9-11.21.	Contingency Appropriation for House Bill 1248	IX-88
Recapitulation - Article IX - General Revenue		IX-89
Recapitulation - Article IX - General Revenue - Dedicated		IX-89
Recapitulation - Article IX - Federal Funds		IX-89
Recapitulation - Article IX - Other Funds		IX-90
Recapitulation - Article IX - All Funds		IX-90

## ARTICLE X - THE LEGISLATURE

Senate	X-1
House of Representatives	X-1
Legislative Council	X-3
Uniform State Laws, Commission on	X-4
State Auditor's Office	X-5
Legislative Reference Library	X-6
Retirement and Group Insurance	X-7
Social Security and Benefit Replacement Pay	X-7
Recapitulation - Article X - General Revenue	X-8
Recapitulation - Article X - Other Funds	X-8
Recapitulation - Article X - All Funds	X-9

## ARTICLE XII - TOBACCO SETTLEMENT RECEIPTS XII-1

Tobacco Settlement Receipts	XII-1
Recapitulation - Article XII - General Revenue - Dedicated	XII-8
Recapitulation - Article XII - All Funds	XII-8

**TABLE OF CONTENTS**  
(Continued)

**ARTICLE XIII - SAVINGS CLAUSE** ..... XIII-1

**ARTICLE XIV - EMERGENCY CLAUSE** ..... XIII-1

**Governor's Veto Proclamation** ..... xvii

**Excerpts from Senate Bill No. 4, Seventy-sixth Legislature, Regular Session** .... xviii

**Excerpts from House Bill No. 3211, Seventy-sixth Legislature, Regular Session** . . . xix

**Summary Table, General Appropriations Act as Modified  
by Other Legislation (General Revenue)** ..... xx

**Summary Table, General Appropriations Act as Modified  
by Other Legislation (All Funds)** ..... xx



**RECAPITULATION - ALL ARTICLES  
(Federal Funds)**

	For the Years Ending	
	August 31, 2000	August 31, 2001
	<u>                    </u>	<u>                    </u>
ARTICLE I - General Government	\$ 253,180,127	\$ 236,084,262
ARTICLE II - Health and Human Services	8,149,194,174	8,034,794,890
ARTICLE III - Agencies of Education	2,171,963,649	2,176,254,983
ARTICLE IV - The Judiciary		
ARTICLE V - Public Safety and Criminal Justice	153,418,987	102,368,423
ARTICLE VI - Natural Resources	105,382,265	105,681,481
ARTICLE VII - Business and Economic Development	3,029,046,134	3,090,747,972
ARTICLE VIII - Regulatory	2,405,152	2,395,224
ARTICLE IX - General Provisions	45,456,100	45,456,165
ARTICLE X - The Legislature	<u>                    </u>	<u>                    </u>
Subtotal, Articles I through X	<u>\$ 13,910,046,588</u>	<u>\$ 13,793,783,400</u>
ARTICLE XII - Tobacco Settlement Receipts	<u>                    </u>	<u>                    </u>
<b>TOTAL, ALL ARTICLES</b>	<u><b>\$ 13,910,046,588</b></u>	<u><b>\$ 13,793,783,400</b></u>

**RECAPITULATION - ALL ARTICLES  
(Other Funds)\***

	For the Years Ending	
	August 31, 2000	August 31, 2001
	<u>                    </u>	<u>                    </u>
ARTICLE I - General Government	\$ 210,214,561	\$ 47,430,261
ARTICLE II - Health and Human Services	101,669,568	89,898,793
ARTICLE III - Agencies of Education	1,202,722,093	1,183,008,001
ARTICLE IV - The Judiciary	22,847,245	25,227,686
ARTICLE V - Public Safety and Criminal Justice	450,547,906	351,602,701
ARTICLE VI - Natural Resources	90,670,931	48,171,899
ARTICLE VII - Business and Economic Development	2,609,322,940	2,475,056,060
ARTICLE VIII - Regulatory	5,270,813	17,320,240
ARTICLE IX - General Provisions	21,947,848	32,188,887
ARTICLE X - The Legislature	<u>1,425,000</u>	<u>1,430,000</u>
Subtotal, Articles I through X	<u>\$ 4,716,638,905</u>	<u>\$ 4,271,334,528</u>
ARTICLE XII - Tobacco Settlement Receipts	<u>                    </u>	<u>                    </u>
<b>TOTAL, ALL ARTICLES</b>	<u><b>\$ 4,716,638,905</b></u>	<u><b>\$ 4,271,334,528</b></u>

\*Excludes interagency contracts

Editor's Note: Amounts in recapitulations do not reflect vetoes or other modifications incorporated into House Bill No. 1, Seventy-sixth Legislature, Regular Session.

**RECAPITULATION - ALL ARTICLES  
(All Funds)\***

	For the Years Ending	
	August 31, 2000	August 31, 2001
	<u>                    </u>	<u>                    </u>
ARTICLE I - General Government	\$ 1,486,413,896	\$ 1,022,516,569
ARTICLE II - Health and Human Services	13,814,948,357	13,621,999,516
ARTICLE III - Agencies of Education	22,104,615,149	22,378,599,351
ARTICLE IV - The Judiciary	182,540,562	177,848,617
ARTICLE V - Public Safety and Criminal Justice	3,904,140,829	3,740,958,647
ARTICLE VI - Natural Resources	987,747,698	879,414,807
ARTICLE VII - Business and Economic Development	6,060,884,803	5,951,812,905
ARTICLE VIII - Regulatory	229,673,432	240,632,216
ARTICLE IX - General Provisions	334,629,316	279,977,147
ARTICLE X - The Legislature	<u>129,363,803</u>	<u>135,349,230</u>
Subtotal, Articles I through X	<u>\$ 49,234,957,845</u>	<u>\$ 48,429,109,005</u>
ARTICLE XII - Tobacco Settlement Receipts	<u>226,900,000</u>	<u>231,200,000</u>
<b>TOTAL, ALL ARTICLES</b>	<u><b>\$ 49,461,857,845</b></u>	<u><b>\$ 48,660,309,005</b></u>
Number of Full-time Equivalent Positions (FTE) - Appropriated Funds	<u>227,928.0</u>	<u>227,170.5</u>
Number of Full-time Equivalent Positions (FTE) - Outside the General Appropriations Act (Higher Education)	<u>51,108.5</u>	<u>51,707.5</u>
<b>TOTAL, Number of Full-time Equivalent Positions (FTE)</b>	<u><b>279,036.5</b></u>	<u><b>278,878.0</b></u>

\*Excludes interagency contracts

Editor's Note: Amounts in recapitulations do not reflect vetoes or other modifications incorporated into House Bill No. 1, Seventy-sixth Legislature, Regular Session.



**A BILL TO BE ENTITLED  
AN ACT**

appropriating money for the support of the Judicial, Executive and Legislative Branches of the State government, for the construction of State buildings, and for State aid to public junior colleges, for the period beginning September 1, 1999 and ending August 31, 2001, authorizing and prescribing conditions, limitations, rules and procedures for allocating and expending the appropriated funds; and declaring an emergency.

**BE IT ENACTED BY THE LEGISLATURE OF THE STATE OF TEXAS:**

**ARTICLE I**

**GENERAL GOVERNMENT**

Section 1. The several sums of money herein specified, or so much thereby as may be necessary, are appropriated out of any funds in the State Treasury not otherwise appropriated, or out of special funds as indicated, for the support, maintenance, or improvement of the designated agencies of general government.

**AIRCRAFT POOLING BOARD**

	For the Years Ending	
	August 31, 2000	August 31, 2001
<b>A. Goal: EFFICIENT AIRCRAFT TRAVEL</b>		
To provide safe, efficient aircraft transportation upon request to state officers and employees traveling on official state business.		
<b>A.1.1. Strategy: CENTRAL FLEET OPERATIONS</b>	\$ 754,561	\$ 754,561
Operate a fleet of centrally scheduled aircraft to meet users' needs.		
<b>Output (Volume):</b>		
Number of Hours Aircraft Are Flown	3,150	3,150
Number of Flights	3,130	3,130
<b>B. Goal: AIRCRAFT MAINTENANCE</b>		
To provide quality and economical maintenance, fuel and oil, hangar space, and line services for state operated aircraft.		
<b>B.1.1. Strategy: AIRCRAFT MAINTENANCE</b>	\$ 1,801,432	\$ 1,801,432
Operate a state-of-the-art maintenance and avionics repair facility.		
<b>Output (Volume):</b>		
Number of Work Orders Completed	574	570
<b>C. Goal: INDIRECT ADMINISTRATION</b>		
<b>C.1.1. Strategy: INDIRECT ADMINISTRATION</b>	\$ 209,066	\$ 209,066
<b>Grand Total, AIRCRAFT POOLING BOARD</b>	\$ 2,765,059	\$ 2,765,059
<b>Method of Financing:</b>		
Appropriated Receipts	\$ 1,467,827	\$ 1,467,827
Interagency Contracts	1,297,232	1,297,232
<b>Total, Method of Financing</b>	\$ 2,765,059	\$ 2,765,059

# AIRCRAFT POOLING BOARD

(Continued)

<b>Number of Full-time Equivalent Positions (FTE)</b>	41.5	41.5
<b>Schedule of Exempt Positions</b>		
Executive Director, Group 2	\$62,000	\$62,000

1. **Transfer Authority.** The State Aircraft Pooling Board is hereby authorized to transfer such amounts as may be necessary between appropriation Strategies A.1.1., Central Fleet Operations and B.1.1., Aircraft Maintenance. Appropriations made in Strategy B.1.1., Aircraft Maintenance, include funding for aircraft replacement and aircraft acquisition.
2. **Unexpended Balances.** Any unexpended balances remaining as of August 31, 2000, in appropriations made above to the State Aircraft Pooling Board are hereby reappropriated for the same purpose for the fiscal year beginning September 1, 2000. All unexpended balances, estimated to be \$1,350,670, remaining as of August 31, 1999, in appropriations made to the State Aircraft Pooling Board by House Bill 1, Seventy-fifth Legislature, Regular Session, 1997, are reappropriated for the biennium beginning September 1, 1999. The State Aircraft Pooling Board is authorized to expend these amounts as may be necessary in Strategy A.1.1., Central Fleet Operations and Strategy B.1.1., Aircraft Maintenance. Appropriations made in Strategy B.1.1., Aircraft Maintenance, include funding for aircraft replacement and aircraft acquisition. All unexpended balances as of August 31, 1999, remaining in the Reserve for Overhaul account included under Strategy B.1.1., Aircraft Maintenance, which are accounted for by amounts attributed to Time Between Overhaul (TBO) hours on individual aircraft engines, are hereby reappropriated to the State Aircraft Pooling Board for the 2000-01 biennium for the purpose of providing major maintenance, repairs, and replacements.
3. **Revolving Fund Appropriation.**
  - a. It is the intent of the Legislature that the Comptroller of Public Accounts maintain the State Aircraft Pooling Board's "Revolving Fund" to account for the expenditures, revenues and balances pursuant to section (b). The expenditures, revenues and balances shall be maintained separately by the State Aircraft Pooling Board within its accounting system.
  - b. In addition to funds appropriated above, the State Aircraft Pooling Board is appropriated \$1.4 million for the biennium from the General Revenue Fund to be deposited to the credit of the State Aircraft Pooling Board's Revolving Fund for the purpose of aircraft maintenance, acquisition, repair or replacement. Revenues from the sale of aircraft are reappropriated to the State Aircraft Pooling Board for the purpose of maintenance, acquisition, repair or replacement.

## COMMISSION ON THE ARTS

	For the Years Ending	
	August 31, 2000	August 31, 2001
<b>A. Goal: SECURE RESOURCES</b>		
To secure from the public and private sectors the appropriate and necessary resources for the purpose of funding the Commission on the Arts and to equitably distribute such resources.		
<b>Outcome (Results/Impact):</b>		
Dollar Amount of Funding Secured for the Cultural Endowment Fund (in Millions)	12	13
<b>A.1.1. Strategy: CULTURAL ENDOWMENT FUND</b>	\$ 2,350,000	\$ 350,000
Promote the Texas Cultural Endowment Fund which secures stabilized public and private funding.		
<b>B. Goal: ARTS EDUCATION</b>		
To ensure that arts education is recognized and utilized as a major contributor to increasing literacy and strengthening basic learning skills in Texas schools and communities.		
<b>B.1.1. Strategy: ARTS EDUCATION</b>	\$ 950,000	\$ 950,000
Provide and support arts education opportunities.		
<b>Output (Volume):</b>		
Number of School Districts Participating in Arts Education Programs	450	450
<b>C. Goal: ARTS ACCESS</b>		
Ensure that Texas citizens and visitors are aware of the value of the arts and have equitable access to quality arts programs and services.		
<b>Outcome (Results/Impact):</b>		
Percentage of Total Assistance Dollars Provided to Minority Applicants	40%	40%
Percentage of Total Assistance Dollars Provided to Organizations from Rural and Geographically Isolated Communities	35%	35%
<b>C.1.1. Strategy: DISTRIBUTE DIRECT GRANTS</b>	\$ 2,905,615	\$ 2,905,615 & U.B.
Distribute direct (non-educational) grants to nonprofit arts organizations.		
<b>Output (Volume):</b>		
Number of Communities of Less than 50,000 People Receiving Assistance	156	160
Number of Minority Applicants Funded	175	175
<b>C.1.2. Strategy: PROMOTION &amp; PARTICIPATION</b>	\$ 779,529	\$ 779,529
Improve statewide participation in arts programs and promote and encourage the public's understanding of the contribution and value of the arts to Texas.		
<b>Output (Volume):</b>		
Number of Marketing Activities, Conferences and Seminars which Promote Tourism	100	100
<b>Total, Goal C: ARTS ACCESS</b>	<b>\$ 3,685,144</b>	<b>\$ 3,685,144</b>

**COMMISSION ON THE ARTS**  
(Continued)

**D. Goal: INDIRECT ADMINISTRATION**

**D.1.1. Strategy: INDIRECT ADMINISTRATION**

	<u>\$ 412,791</u>	<u>\$ 412,791</u>
--	-------------------	-------------------

**Grand Total, COMMISSION ON THE ARTS**

	<u>\$ 7,397,935</u>	<u>\$ 5,397,935</u>
--	---------------------	---------------------

**Method of Financing:**

General Revenue Fund	\$ 5,284,429	\$ 3,284,429
----------------------	--------------	--------------

General Revenue Fund - Dedicated - Commission on the Arts Operating Account No. 334	484,906	484,906
---	---------	---------

Federal Funds	658,600	658,600
---------------	---------	---------

Interagency Contracts	<u>970,000</u>	<u>970,000</u>
-----------------------	----------------	----------------

**Total, Method of Financing**

	<u>\$ 7,397,935</u>	<u>\$ 5,397,935</u>
--	---------------------	---------------------

**Number of Full-time Equivalent Positions (FTE)**

	18.0	18.0
--	------	------

**Schedule of Exempt Positions**

Executive Director, Group 2	\$62,000	\$62,000
-----------------------------	----------	----------

1. **Capital Budget.** None of the funds appropriated above may be expended for capital budget items except as listed below. The amounts shown below shall be expended only for the purposes shown and are not available for expenditure for other purposes. Amounts appropriated above and identified in this provision as appropriations either for "Lease Payments to Master Lease Purchase Program" or for items with an "(MLPP)" notation shall be expended only for the purpose of making lease-purchase payments to the Texas Public Finance Authority pursuant to the provisions of V.T.C.S., Art. 601d, Sec. 9A.

<u>2000</u>	<u>2001</u>
-------------	-------------

Out of the General Revenue Fund:

a. Acquisition of Information Resource Technologies

(1) Local Area Network (MLPP Payments for 1996-97 Acquisition)	<u>\$ 19,500</u>	<u>\$ 19,500</u>
--	------------------	------------------

Total, Capital Budget	<u>\$ 19,500</u>	<u>\$ 19,500</u>
-----------------------	------------------	------------------

2. **Appropriation: Texas Cultural Endowment Fund Interest Earnings.** Included above in Strategy A.1.1., Cultural Endowment Fund, are interest earnings on money deposited in the Texas Cultural Endowment Fund, in the amount of \$350,000 each fiscal year, for the purpose of developing the Texas Cultural Endowment Fund. Any interest earnings in addition to amounts appropriated above are hereby appropriated to the agency for the same purpose for the biennium beginning September 1, 1999. Any unexpended balance of such earnings on August 31, 2000 is reappropriated for the same purpose for the fiscal year beginning September 1, 2000.
3. **Appropriation: Texas Cultural Endowment Fund.** Included in the amounts appropriated above out of the General Revenue Fund for Strategy A.1.1., Cultural Endowment Fund, \$2,000,000 shall be deposited in the Texas Cultural Endowment Fund established under Section 444.026, Government Code, for the biennium beginning September 1, 1999.
4. **Interagency Agreement.** Out of amounts included above in Strategy C.1.1., Distribute Direct Grants and Strategy C.1.2., Promotion and Participation, the Commission on the Arts shall expend \$1,340,000 during the biennium beginning September 1, 1999, transferred from the

**COMMISSION ON THE ARTS**  
(Continued)

Texas Department of Transportation through interagency contract, to showcase the arts and cultural diversity in Texas to promote tourism.

5. **Arts Education.** Out of the amounts appropriated above, in Strategy B.1.1., Arts Education, the Commission on the Arts shall expend \$300,000 each fiscal year, transferred from the Texas Education Agency through interagency contract, to award grants for arts education.
6. **Coordination of Tourism and Travel Promotion.** It is the intent of the Legislature that the Texas Commission on the Arts, the Texas Historical Commission, the Texas Department of Economic Development, the Texas Department of Parks and Wildlife, and the Texas Department of Transportation coordinate their efforts and spending related to tourism and travel promotion. These agencies shall develop, maintain and adhere to a memorandum of understanding that details the specific travel and tourism objectives and responsibilities of each agency and continues to provide interagency coordination and support to achieve the objectives.

**OFFICE OF THE ATTORNEY GENERAL**

For the Years Ending	
August 31, 2000	August 31, 2001

**A. Goal: PROVIDE LEGAL SERVICES**

To provide skillful and high quality legal representation, counseling, and assistance for the State of Texas, its authorized entities and employees in the lawful performance of their duties.

**Outcome (Results/Impact):**

Delinquent Revenue Collected	42,000,000	42,000,000
------------------------------	------------	------------

**A.1.1. Strategy: LEGAL SERVICES**

	\$ 50,068,879	\$ 50,056,753
--	---------------	---------------

Respond to the legal counseling needs of the State of Texas, its authorized entities and employees by providing appropriate legal advice and answers to legal questions posed by clients. Respond to the litigation needs of the State of Texas, its authorized entities and employees through the use of appropriate pre-trial and trial actions. Implement the use of alternative dispute resolution methods in legal disputes involving the state when this course of action is in the best interest of the state. Respond to the legal counseling and litigation needs of the State of Texas in the Colonias Project.

**Output (Volume):**

Legal Hours Billed to Litigation and Counseling	876,474	872,940
---	---------	---------

**Efficiencies:**

Average Cost per Legal Hour	58	58
-----------------------------	----	----

**B. Goal: ENFORCE CHILD SUPPORT LAW**

To enforce aggressively and fairly both state and federal child support laws and regulations.

**Outcome (Results/Impact):**

Percent of All Current Child Support Amounts Due That Are Collected	45%	45%
---	-----	-----

Percent of IV-D Cases With Arrears Due in Which Any Amount is Paid Toward Arrears	40%	40%
---	-----	-----

**OFFICE OF THE ATTORNEY GENERAL**  
(Continued)

**B.1.1. Strategy: CHILD SUPPORT ENFORCEMENT**      \$ 191,480,940      \$ 189,065,455

Collect court-ordered child support through the use of the following four sub-strategies: establish paternity; establish child support obligations; enforce child support obligations; and receive and distribute child support monies.

**Output (Volume):**

Amount of Child Support Collected (in Millions)	911.7	991.6
Number of Children for Whom Paternity Has Been Established	43,569	45,311
Number of Child Support Obligations Established or Modified	45,357	46,718
Number of TANF Cases Transferred to Non-TANF Status Due to Collections	16,777	16,713

**Efficiencies:**

Ratio of Total Dollars Collected per Dollar Spent	4.76	5.24
---	------	------

**B.1.2. Strategy: STATE DISBURSEMENT UNIT**      \$ 8,588,256      \$ U.B.

Operate a state disbursement unit that receives and disburses all IV-D child support payments and all non-IV-D child support payments made pursuant to court-ordered income withholding.

**Total, Goal B: ENFORCE CHILD SUPPORT LAW**      \$ 200,069,196      \$ 189,065,455

**C. Goal: CRIME VICTIMS' SERVICES**

To provide services and information to victims of crime in a caring, sensitive and efficient manner.

**Outcome (Results/Impact):**

Amount of Crime Victim Compensation Awarded	39,650,000	41,630,000
Number of Research Projects and Project Phases Completed	3	3

**C.1.1. Strategy: CRIME VICTIM COMPENSATION**      \$ 43,948,449      \$ 45,783,373

Obtain and review all claims for crime victims' compensation in accordance with state and federal regulations to determine eligibility for payment; ensure that all bills are reviewed for medical reasonableness and necessity and paid at the correct rate and that limits are not exceeded.

**Efficiencies:**

Average Number of Days to Analyze a Claim and Make an Award	100	100
---	-----	-----

**C.1.2. Strategy: CRIME VICTIMS INSTITUTE**      \$ 420,864      \$ 421,057

Study impact of crime on victims and survivors, their family members, and society at large; develop policies to assist the criminal justice and juvenile justice systems in preventing criminal victimization; evaluate the effectiveness of criminal justice and juvenile justice policies, programs and services related to crime victims and their family members; recommend changes for improving crime victim services in the state; assist the legislature in the development of legislation for improving the effectiveness of the justice systems in addressing the needs of victims and survivors.

**C.1.3. Strategy: VICTIMS ASSISTANCE**      \$ 8,025,653      \$ 8,149,724

Provide grants and contracts to support victim-related services or assistance in the state; train local rape



**OFFICE OF THE ATTORNEY GENERAL**  
(Continued)

crisis programs and allied professionals and advocates in prevention, intervention and crisis services for sexual assault victims; certify Sexual Assault Nurse Examiners and training programs; and contract with Texas CASA, Inc., a nonprofit organization, to provide trained volunteers to be assigned by judges to advocate for abused and neglected children in the court system.

**Output (Volume):**

Total Dollars Awarded to Sexual Assault Programs	3,974,384	4,098,125
Total Number of Children Served by Court-appointed Volunteers	7,918	8,304
Total Number of Counties Served by CASA Programs	110	123

<b>Total, Goal C: CRIME VICTIMS' SERVICES</b>	<b><u>\$ 52,394,966</u></b>	<b><u>\$ 54,354,154</u></b>
---	-----------------------------	-----------------------------

**D. Goal: REFER MEDICAID CRIMES**

To provide an environment free of fraud, physical abuse, and criminal neglect for Medicaid recipients and the Medicaid program.

**Outcome (Results/Impact):**

Amount of Medicaid Over-Payments Identified	3,100,000	3,100,000
---	-----------	-----------

**D.1.1. Strategy: MEDICAID INVESTIGATION**

Conduct a statewide program of investigation and refer for prosecution all violations of laws pertaining to fraud in the administration of the Texas Medicaid Program, the provision of medical assistance, and the activities of providers of medical assistance under the State Medicaid Plan. Review complaints alleging abuse or neglect of patients in health care facilities receiving payments under the State Medicaid Plan.

**Output (Volume):**

Number of Investigations Concluded	250	250
------------------------------------	-----	-----

**E. Goal: ADMINISTRATIVE SUPPORT FOR SORM**

Provide administrative support to the State Office of Risk Management in administering state employees workers' compensation.

**E.1.1. Strategy: ADMINISTRATIVE SUPPORT FOR SORM**

Provide administrative support to the State Office of Risk Management.

	<b><u>\$ 789,041</u></b>	<b><u>\$ 792,637</u></b>
--	--------------------------	--------------------------

**Grand Total, OFFICE OF THE ATTORNEY GENERAL**

	<b><u>\$ 305,453,414</u></b>	<b><u>\$ 296,401,124</u></b>
--	------------------------------	------------------------------

**Method of Financing:**

General Revenue Fund	\$ 45,867,869	\$ 42,094,129
Child Support Retained Collection Account	48,098,981	47,945,934
Attorney General Debt Collection Receipts	<u>8,300,000</u>	<u>8,300,000</u>

Subtotal, General Revenue	<b><u>\$ 102,266,850</u></b>	<b><u>\$ 98,340,063</u></b>
---------------------------	------------------------------	-----------------------------

**General Revenue Fund - Dedicated**

Texas Department of Insurance Operating Fund Account No. 036	2,752,137	2,752,137
--	-----------	-----------

**OFFICE OF THE ATTORNEY GENERAL**  
(Continued)

Compensation to Victims of Crime Account No. 469	37,093,659	37,825,659
AG Law Enforcement Account No. 5006	590,793	590,793
Sexual Assault Program Account No. 5010	186,000	186,000
 Subtotal, General Revenue Fund - Dedicated	<b>\$ 40,622,589</b>	<b>\$ 41,354,589</b>
 Federal Funds	 149,663,405	 143,805,902
 <u>Other Funds</u>		
State Highway Fund No. 006	4,547,545	4,547,545
Appropriated Receipts	4,525,968	4,525,968
Interagency Contracts	3,827,057	3,827,057
 Subtotal, Other Funds	 <b>\$ 12,900,570</b>	 <b>\$ 12,900,570</b>
 <b>Total, Method of Financing</b>	 <b>\$ 305,453,414</b>	 <b>\$ 296,401,124</b>
 <b>Number of Full-time Equivalent Positions (FTE)</b>	 3,774.0	 3,774.0
 <b>Schedule of Exempt Positions</b>		
Attorney General, Group 4	\$92,217	\$92,217

1. **Capital Budget.** Funds appropriated above may be expended for capital budget items listed below. The amounts identified for each item may be adjusted or may be expended on other non-capital expenditures within the strategy to which the funds were appropriated. However, any amounts spent on capital items are subject to the aggregate dollar restrictions on capital budget expenditures provided in the General Provisions of this Act.

	2000	2001
a. Acquisition of Information Resource Technologies		
(1) Color Printers	\$ 10,920	\$ 0
(2) Server Replacement - Phase II	86,000	80,000
(3) Workstation Repair	60,828	91,242
(4) RLS Digital Photography	29,828	0
(5) Imaging Workstation Support	91,192	0
(6) Internet/Intranet Enhancement	48,160	0
(7) Domino Gigabit Analyzer	0	80,000
(8) CD ROM Dedicated Server	0	30,000
(9) Integrated Child Support System	109,525	132,500
(10) Automated Systems	200,000	200,000
(11) Network Equipment	1,990,000	150,000
(12) PC Application Software	150,000	150,000
(13) Upgrade/Replace Equipment	2,148,990	1,104,990
(14) Court Masters	137,276	232,000
(15) Mainframe Equipment/Software	575,000	0
(16) Growth & Expansion	410,000	210,000
(17) Welfare Reform	\$ 180,000	\$ 150,000
 Total, Acquisition of Information Resource Technologies	 <b>\$ 6,227,719</b>	 <b>\$ 2,610,732</b>

**OFFICE OF THE ATTORNEY GENERAL**  
(Continued)

b. Acquisition of Capital Equipment and Items		
(1) Office Furniture	\$ 300,000	\$ 300,000
Total, Capital Budget	<u>\$ 6,527,719</u>	<u>\$ 2,910,732</u>

Method of Financing (Capital Budget):

General Revenue Fund	\$ 3,471,837	\$ 1,122,387
Child Support Retained Collection Account	37,239	45,050
Compensation to Victims of Crime Account No. 469	3,834	5,752
Federal Funds, estimated	<u>3,014,809</u>	<u>1,737,543</u>
Total, Method of Financing	<u>\$ 6,527,719</u>	<u>\$ 2,910,732</u>

2. **Cost Allocation, Reporting Requirement.** The Attorney General's Office is directed to continue an accounting and billing system by which the costs of legal services provided to each agency may be determined. This cost information shall be provided to the Legislative Budget Board and the Governor's Office of Budget and Planning within 60 days after the close of the fiscal year.
  
3. **Child Support Collections.**
  - a. The Attorney General shall deposit Child Support Retained Collections in a special account in the Comptroller's Office. The account shall be called the Child Support Retained Collections Account. Child Support Retained Collections shall include the state share of funds collected by the Office of the Attorney General which were previously paid by the State as Aid to Families with Dependent Children (AFDC) or Temporary Assistance for Needy Families (TANF) or foster care payments, all child support enforcement incentive payments received from the federal government, and all revenues specifically established by statute on a fee or service-provided basis and pertaining to the Child Support Enforcement Program.
  
  - b. Amounts earned as interest on, and allocated by the Comptroller of Public Accounts to, the Child Support Trust Fund No. 994, in excess of \$808,289 in fiscal year 2000 and \$808,289 in fiscal year 2001, shall be transferred monthly by the Comptroller of Public Accounts to such funds from the General Revenue Fund, and all amounts so transferred are hereby appropriated to the Attorney General for use during the 2000-01 biennium, in addition to the amounts otherwise appropriated herein. Amounts transferred pursuant to this provision shall be shown as a separate, individual entry in the Method of Finance in all standard reports regularly utilizing a method of finance which are submitted to the Governor's Office of Budget and Planning or the Legislative Budget Board.
  
  - c. The Attorney General is directed to accrue and leave unexpended amounts in the Child Support Retained Collections Account sufficient to be used as the initial state funding necessary for operation of the Child Support Enforcement program during fiscal year 2002. It is the intent of the Legislature that this program be self sufficient through funding from the Child Support Retained Collections Account and related Title IV-D grant funds.
  
  - d. The Attorney General, in cooperation with the Comptroller of Public Accounts, shall develop and maintain such cost centers and/or subaccounts within Child Support Trust Fund No. 994 and/or the Child Support Retained Collections Account as may be determined necessary or appropriate to separately account for, and allocate the interest earned on, the various sources for receipts deposited to, and types of expenditures made from such funds. The Comptroller of Public Accounts shall separately allocate interest earned by the State to each such cost center and/or subaccount, or to such groupings thereof

**OFFICE OF THE ATTORNEY GENERAL**  
(Continued)

as may be designated by the Attorney General for purposes of reporting interest earned to the federal government.

- e. The Comptroller of Public Accounts is directed to transfer and carry forward all the balances of funds in the Child Support Trust Fund No. 994 and the Child Support Retained Collections Account from the second fiscal year of the prior biennium into such funds to be available for use in the first fiscal year of the current biennium. Any balances in the Child Support Trust Fund No. 994 and the Child Support Retained Collections Account on hand as of the last day of the first fiscal year of the current biennium, shall be carried forward in such funds as funding sources for the appropriation for the second fiscal year of the current biennium. It is the intent of the Legislature that the remaining balances in the Child Support Trust Fund No. 994 and the Child Support Retained Collections Account as of the last day of the current biennium be carried forward into the first fiscal year of the next biennium and be reappropriated for the first fiscal year of the next biennium for the child support enforcement program.
  - f. The office may solicit, accept and expend grants from the federal government or other sources in excess of amounts appropriated herein, and such amounts are hereby appropriated for purposes relating to child support enforcement. Expenditures from such grants are limited to the amount of the grants and for the specific purposes expressed in the grants and for no other purposes.
  - g. In addition to the amounts otherwise appropriated for Strategy B.1.1., Child Support Enforcement, all funds received from the federal government as reimbursement for the costs and fees paid to counties, district or county clerks, sheriffs or constables pursuant to the provisions of Chapter 231 of the Texas Family Code are hereby appropriated to the Office of the Attorney General for use during the 2000-01 biennium.
4. **Disposition, Earned Federal Funds.** Earned Federal Funds received in connection with child support enforcement, in excess of the amounts included in the Comptroller's Biennial Revenue Estimate for earned federal funds received by the Office of the Attorney General, plus federal matching funds, are appropriated to the Office of the Attorney General for use in Strategy B.1.1., Child Support Enforcement.
5. **Reporting Requirement.** The Attorney General's Office is directed to develop and maintain separate accounting information and records on receipts and distribution of funds from the Child Support Trust Fund No. 994 and the Child Support Retained Collections Account. Such information must at a minimum identify all deposits, allocations and expenditures by type of revenues. The Comptroller of Public Accounts shall prescribe rules and procedures to assure compliance with this section and all transactions and balances shall be reconciled monthly against the records of the Comptroller. In addition to the requirements for annual financial reports required by the General Provisions of this Act, the Attorney General shall include a separate section detailing all such balances, receipts and distributions of money in Fund No. 994 and the Child Support Retained Collections Account. The report must specifically show balances held for transfer to operating appropriations of the Attorney General's Office and any other agency. In addition, any balances which are unclaimed and subject to escheat under other laws must be identified as to amount and age.
6. **Debt Collections.**
- a. The Office of the Attorney General shall attempt to collect all delinquent judgments owed the State of Texas. A portion of those debts collected, as outlined below, shall be eligible for retention by the Office of the Attorney General and may be used as a source of funding for agency operations as specified in and limited by the method of financing of the Office. One hundred percent (100%) of the debts collected by the Office of the Attorney General and eligible for retention by the Office shall be applied toward the amounts shown above

**OFFICE OF THE ATTORNEY GENERAL**  
(Continued)

for OAG Debt Collections in the method of financing for agency operations. Once debt collections retained by the Office reach the amounts appropriated for agency operations for the biennium, one hundred percent (100%) of collection revenues up to an amount of \$18.0 million total for the biennium, shall be set aside to be eligible for use as payment of Workers' Compensation claims in the 2000-01 biennium. Regardless of the total amount collected by the Attorney General, in no event shall this provision be construed as an appropriation in addition to the amount appropriated above as specified in the method of financing, of any of the funds collected by the Office of the Attorney General.

- b. To be eligible for retention by the Office of the Attorney General the debt collected must be from a qualifying judgment. Qualifying judgments, as used in this rider, are judgments that are at least one-year old from the date of entry of the court order and also include debts not reduced to judgment where there are collections on the debt by the Collections Division of the Attorney General's Office if the debt is delinquent by more than one year or has been certified for collection to the Collections Division of the Attorney General's Office. In no event shall more than \$5.0 million from collections stemming from a common nucleus of operative fact be eligible for retention by the Office of the Attorney General.
  - c. It is the intent of the Legislature that the following not be allowed as a credit toward the percentage set forth in Rider 6.a. above: judgments collected by state agencies; judgments less than one year old; or judgments collected without direct action by the Attorney General's Collection Division. The State Auditor shall verify that the above funds resulting from funds collected by the Collections Division of the Attorney General's Office do not include child support collections, or judgments collected from any other source or process other than through the Collections Division and the other requirements as set out in this rider.
  - d. The Attorney General shall maintain a centralized recordkeeping system for accounting for various departmental and agency certification of delinquent taxes, judgments, and other debts owed the state. The accounting should distinguish by type of tax, judgment, or other debt, and provide for: when the debt was certified by an agency or department for collection by the Attorney General; when it was collected or disposed of, and such other information as the Legislative Budget Board, Governor's Office of Budget and Planning, or the Comptroller of Public Accounts may require. The Attorney General shall submit semi-annual reports to the Governor's Office of Budget and Planning and the Legislative Budget Board detailing by agency or department the amount of each debt, when the debt was certified and when, and in what amount, it was collected or disposed of.
7. **Child Support Case Tracking System.** It is the intent of the Legislature that the Office of the Attorney General automatically track delinquent child support payments that are 30 days in arrears and serve notice at this time. At the 60 day period, delinquency collection procedures will be initiated by the department. At least semi-annually, beginning within 60 days after the close of each fiscal year, the Office of the Attorney General shall submit to the Legislative Budget Board and the Governor's Office of Budget and Planning a report detailing the monthly amount of all court ordered payments for current support and arrears due and the monthly amount of all court ordered payments for current support and arrears collected.
8. **Child Support Cost.** The Attorney General is directed to identify alternatives available under existing law to assist district courts, district clerks, sheriffs, constables, and other local government authorities in meeting the costs they incur in the administration, adjudication, or enforcement of child support cases related to the Attorney General's child support enforcement program. The alternatives so identified shall be reported by the Attorney General to the Legislative Budget Board by March 1, 2000.
9. **River Compact Lawsuit Contingency.** Out of the amounts appropriated above for Strategy A.1.1., Legal Services, \$205,000 shall be set aside to purchase professional services to force

**OFFICE OF THE ATTORNEY GENERAL**  
(Continued)

compliance of the Texas river compacts member states and/or agencies of the United States and defend the State in any legal proceeding involving the compacts.

10. **Client Representation.** In making a determination whether to initiate or settle litigation referred by a state agency, the Attorney General shall follow the written recommendation of the executive director of the referring state agency, or his designee, unless the Attorney General determines that good cause exists to disregard such recommendation. In that event, the Attorney General shall provide the client agency with a written explanation of the reasons for such determination.
11. **Appropriation of Receipts, Court Costs.** Out of the funds appropriated above as Appropriated Receipts, \$4.4 million in each year of the biennium represents the annual appropriation of court costs, attorneys' fees and investigative costs recovered by the Office of the Attorney General. Fifty percent (50%) of court costs, attorneys' fees and investigative costs recovered by the Office of the Attorney General in excess of those specifically appropriated and shown in the agency's method of finance are appropriated to the Office of the Attorney General, in an amount not to exceed \$2.2 million each year. At least semi-annually, beginning within 60 days after the close of each fiscal year, or more often upon request of the Legislative Budget Board, the Office of the Attorney General shall submit to the Legislative Budget Board, the Senate Finance Committee, the House Appropriations Committee, and the Governor a report that lists each case in which an award of court costs, attorneys' fees, or investigative fees was made, the date of the award, the amount of court costs that were awarded, the amount of investigative costs that were awarded, the amount of attorneys fees that were awarded, and the strategy or strategies to which the above receipts were allocated, in addition to any other information that may be requested by the Legislative Budget Board.
12. **Appropriation of Gifts, Grants, and Forfeited Assets.** All moneys deposited to the credit of the Attorney General Law Enforcement Account in excess of \$590,793 in fiscal year 2000 and \$590,793 in fiscal year 2001, and all interest accruing from the deposit of all moneys in the Attorney General Law Enforcement Account, estimated to be \$50,000 per fiscal year, are hereby appropriated to the Office of the Attorney General for the 2000-01 biennium, for the purposes provided by Section 402.005, Government Code.
13. **Interagency Contracts for Legal Services.** The Office of the Attorney General shall not be appropriated any state funds from interagency contracts, notwithstanding the provisions of the section entitled Reimbursements and Payments, in Article IX, General Provisions of this Act unless the Attorney General gives prior written notice to the Legislative Budget Board and the Governor's Office of Budget and Planning, accompanied by written permission by the affected agency. Any such interagency contract for legal services between the Attorney General's Office and state agencies shall not jeopardize the ability of the agencies to carry out their legislative mandates, shall not affect their budget such that employees must be terminated in order to pay the requested amount and shall not exceed reasonable attorney fees for similar legal services in the private sector. The Office of the Attorney General is hereby appropriated funds received from interagency contracts for non-legal services rendered by the Office of the Attorney General.
14. **Welfare Reform Implementation.** The Office of the Attorney General shall report quarterly to the following entities regarding the progress of implementation of Title III of the federal Personal Responsibility and Work Opportunity Act of 1996: the Governor; the Legislative Budget Board; the Comptroller of Public Accounts; and the Health and Human Services Commission.
15. **Unexpended Balances.** Any unexpended balances as of August 31, 2000 in the appropriations made herein to the Office of the Attorney General are hereby reappropriated for the same purpose for the fiscal year beginning September 1, 2000.

**OFFICE OF THE ATTORNEY GENERAL**  
(Continued)

16. **Transfer Authority.** Notwithstanding limitations on appropriation transfers contained in the General Provisions of this Act, the Attorney General is hereby authorized to direct agency resources and transfer such amounts appropriated above between appropriation line items.
17. **Sunset Contingency.** Funds appropriated above for Strategy B.1.1., Child Support Enforcement, for fiscal year 2001 are made contingent on the continuation of child support enforcement as a function of the Office of the Attorney General by the Legislature. In the event this function is not continued, the funds appropriated for fiscal year 2000 or as much thereof as may be necessary are to be used to provide for the phase out of agency operations relating to child support enforcement.
18. **Administrative Support for the State Office of Risk Management.** Notwithstanding the transfer authority granted above, funds appropriated above for Strategy E.1.1., Administrative Support for SORM, may be expended only for the purposes for which the money was appropriated. It is the intent of the Legislature that the Office of the Attorney General and the State Office of Risk Management enter into a memorandum of understanding outlining the level of administrative support that will be provided.
19. **Victims Assistance Grants.** Funds appropriated above in C.1.3., Victims Assistance, shall be spent as follows:

<u>Program</u>	<u>FY 2000</u>	<u>FY 2001</u>
(1) Victims Assistance Coordinators and Victims Liaisons	\$ 1,000,000	\$ 1,000,000
(2) Court Appointed Special Advocates	\$ 1,500,000	\$ 1,500,000
(3) Sexual Assault Prevention and Crisis Services Program	\$ 5,275,653	\$ 5,399,724
(4) Sexual Assault Services Program Grants	<u>\$ 250,000</u>	<u>\$ 250,000</u>
Total	\$ 8,025,653	\$ 8,149,724

Within 60 days after the close of each fiscal year, the Office of the Attorney General shall submit a report detailing the expenditure of funds appropriated in Strategy C.1.3., Victims Assistance. The report shall include information on the guidelines used to select programs that receive grants, on the amount of grants awarded in each of the categories listed above, on the amount of expenditures for administration, and on audit and oversight activities conducted relating to the victims assistance grants and the programs receiving such grants. The report shall be submitted to the Legislative Budget Board, the Governor's Office of Budget and Planning, the Senate Finance Committee, and the House Appropriations Committee.

20. **Appropriation: CASA License Plate Revenues.** In addition to funds appropriated above in Strategy C.1.3., Victims Assistance, all account balances remaining as of September 1, 1999, estimated to be \$7,000, and all revenues received and deposited into the Attorney General Volunteer Advocate Program Account 5036 during the biennium, estimated to be \$15,000, are hereby appropriated to the Office of the Attorney General for the purpose of contracting with Texas CASA, Inc.
21. **Limitations on Expenditures for Temporary Services.** Out of funds appropriated above in Strategy B.1.1., Child Support Enforcement, an amount not to exceed \$5.3 million for the biennium may be expended for payment to employment agencies for temporary workers. The provisions of Article IX, Section 9-6.14 of this Act do not apply to temporary workers or

**OFFICE OF THE ATTORNEY GENERAL**  
(Continued)

contractors utilized in Strategy B.1.1., Child Support Enforcement, and such temporary workers or contractors are not counted in the agency's FTE cap.

22. **Elephant Butte Litigation.** It is the intent of the Legislature that the Office of the Attorney General vigorously represent the State of Texas in all litigation involving water rights disputes with the State of New Mexico, including but not limited to issues relating to the Elephant Butte Reservoir.
23. **Unexpended Balances, Child Support Enforcement.** Any unexpended balances remaining as of August 31, 1999 in appropriations of Child Support Retained Collections made to the Office of the Attorney General for the 1998-99 biennium, estimated to be \$5,746,212, are hereby reappropriated to Strategy B.1.2., State Disbursement Unit, for the 2000-01 biennium, along with federal matching funds estimated to be \$11,492,424. Funds appropriated by this rider shall only be used for the implementation of federal welfare reform requirements relating to the state disbursement unit. It is the intent of the Legislature that the unexpended balance authority granted by this rider shall only be in place for the 2000-01 biennium.
24. **Excess Retained Collections.** In addition to funds appropriated above, the Office of the Attorney General is hereby appropriated Child Support Retained Collections receipts in excess of the amounts in the Comptroller's Biennial Revenue Estimate, plus federal matching funds, to be used in Strategy B.1.1., Child Support Enforcement, during the 2000-01 biennium.
25. **Crime Victims Services Publications.** It is the intent of the Legislature that any information disseminated by the Office of the Attorney General regarding crime victims services be published in both English and Spanish.
26. **Contingency Appropriation for House Bill 2442.** Contingent upon the enactment of HB 2442, or similar legislation relating to the funding of a premarital education handbook, by the Seventy-sixth Legislature, Regular Session, the Office of the Attorney General is hereby appropriated \$287,850 for fiscal year 2000 and \$291,975 for fiscal year 2001 out of revenues generated pursuant to HB 2442 for the purpose of implementing that Act. The Office of the Attorney General is hereby authorized to transfer the appropriation made pursuant to this provision to the appropriate strategy items listed above.
27. **Contingency for House Bill 3255.** Contingent upon the enactment of House Bill 3255, or similar legislation allowing reimbursement through the Crime Victims Compensation Program of the costs for relocation and housing rental assistance for victims of domestic violence, by the Seventy-sixth Legislature, Regular Session, the Office of the Attorney General is hereby authorized to use funds appropriated above in Strategy C.1.1., Crime Victim Compensation, to implement the provisions of that Act.
28. **Contingency for House Bill 3324.** Contingent upon the enactment of House Bill 3324, or similar legislation allowing the Office of the Attorney General to make grants to organizations providing legal services to victims of crime, by the Seventy-sixth Legislature, Regular Session, the Office of the Attorney General is hereby authorized to use funds appropriated above in Strategy C.1.3., Victims Assistance, to implement the provisions of that Act.
29. **Contingency for House Bill 3272.** Contingent upon the enactment of House Bill 3272, or similar legislation relating to the creation and duties of child support court monitors, by the Seventy-sixth Legislature, Regular Session, the Office of the Attorney General is hereby authorized to use funds appropriated above in Strategy B.1.1., Child Support Enforcement, to implement the provisions of that Act.



## BOND REVIEW BOARD

For the Years Ending	
August 31, 2000	August 31, 2001

**Out of the General Revenue Fund:**

**A. Goal: PROTECT TEXAS BOND RATING**

Ensure that Texas state bonds attain the highest possible bond rating and that these bonds are issued in the most cost-effective manner possible.

**A.1.1. Strategy: BOND ISSUE REVIEW**

Review each Texas bond issue to ensure proper legal authorization, accurate and adequate disclosure, appropriate use of call provisions, bond insurance and other provisions which affect marketability.

**Output (Volume):**

Number of State Bond Issues Reviewed

	\$		\$	
		153,300		153,300

28

28

**A.1.2. Strategy: DEBT BURDEN ANALYSIS**

Analyze and report to the Legislature, investors, rating agencies, bond analysts, and other interested parties on Texas' debt burden and credit worthiness and analyze and report to the Legislature and other policymakers actions which would raise the state's bond rating and/or lower state borrowing costs.

**Output (Volume):**

Number of Recommendations Presented to State Policy Makers and Bond Issuers

	\$		\$	
		<u>85,285</u>		<u>85,285</u>

5

5

**Total, Goal A: PROTECT TEXAS BOND RATING**

	\$		\$	
		<u>238,585</u>		<u>238,585</u>

**B. Goal: LOCAL BOND DEBT**

Ensure that public officials have access to current information regarding local government capital planning, finance and debt management.

**B.1.1. Strategy: ANALYZE LOCAL BOND DEBT**

Collect, maintain and analyze data on the current status of and improvements to local government capital planning, finance and debt management; and report findings to the legislature, other state officials and local policymakers.

**Output (Volume):**

Number of Local Government Financings Analyzed

	\$		\$	
		179,222		179,222

930

930

**C. Goal: PRIVATE ACTIVITY BONDS**

Ensure that the authorization for Texas state and local entities to issue private activity bonds is allocated consistently with legislative mandates, in the most equitable manner possible, and in the best interest of the people of Texas.

**C.1.1. Strategy: PRIVATE ACTIVITY BONDS**

Administer the private activity bond allocation program efficiently and effectively to ensure the total utilization of the state's annual private activity bond allocation according to federal regulations and

	\$		\$	
		<u>122,170</u>		<u>122,170</u>

**BOND REVIEW BOARD**  
(Continued)

compile and analyze the results of each allocation in an annual report, including recommendations for statutory and/or rule changes to ensure that the program effectively addresses the needs of the state.

**Output (Volume):**

Number of Responses to Information Requests	1,100	1,100
<b>Grand Total, BOND REVIEW BOARD</b>	<u>\$ 539,977</u>	<u>\$ 539,977</u>

Number of Full-time Equivalent Positions (FTE)	10.5	10.5
--	------	------

**Schedule of Exempt Positions**

Executive Director, Group 3	\$75,000	\$75,000
-----------------------------	----------	----------

1. **Debt Issuance Technical Assistance to School Districts.** It is the intent of the Legislature that the Bond Review Board (BRB) and any other public entities or outside consultants determined by the BRB to be needed, provide technical assistance to school districts entering into bonded indebtedness or lease purchase agreements. This assistance may include, but is not limited to: advising districts of the financial implications of debt and lease purchase agreements; the appropriate criteria districts should consider in debt-related decision making; and options available to districts in the issuance of debt.

**COMPTROLLER OF PUBLIC ACCOUNTS**

For the Years Ending	
August 31, 2000	August 31, 2001

**A. Goal: COMPLIANCE WITH TAX LAWS**

To improve voluntary compliance with tax laws.

**Outcome (Results/Impact):**

Percent Accuracy Rate of Reported Amounts on Original Audits	98%	98%
Average Monthly Delinquent Account Closure Rate per Enforcement Officer	130	130
Percentage of Proposed Decisions by Administrative Law Judges Issued Within 40 Days of the Record Closing	90%	90%

**A.1.1. Strategy: ONGOING AUDIT ACTIVITIES**

Maintain an ongoing program of audit activities in support of improved tax compliance.

**Output (Volume):**

Number of Audits and Verifications Conducted	14,000	14,000
--	--------	--------

**Efficiencies:**

Average Dollars Assessed to Dollar Cost	22	22
---	----	----

**A.2.1. Strategy: TAX LAWS COMPLIANCE**

Improve voluntary compliance with tax laws by maximizing the efficiency of the delinquent taxpayer contact and collection program.

**Efficiencies:**

Delinquent Tax Revenue Collected per Direct Enforcement Dollar Cost	62	66
---	----	----

**COMPTROLLER OF PUBLIC ACCOUNTS**  
(Continued)

<b>A.3.1. Strategy:</b> TAXPAYER INFORMATION	\$ 11,782,888	\$ 12,531,817
Provide accurate and timely tax information to taxpayers, tax professionals, state officials, and the citizens of Texas.		
<b>Output (Volume):</b>		
Total Number of Taxability Letters Issued	5,306	5,560
<b>Efficiencies:</b>		
Percent of Taxability Letters Issued Within 7 Days	88%	88%
 <b>A.4.1. Strategy:</b> TAX HEARINGS	 <u>\$ 6,765,734</u>	 <u>\$ 6,776,695</u>
Provide fair and timely hearings, represent the agency in administrative hearings on tax matters, and provide legal counsel and research to the agency.		
<b>Output (Volume):</b>		
Number of Final Decisions Rendered by Administrative Law Judges	1,200	1,200
<b>Efficiencies:</b>		
Average Length of Time (Work Days) Taken to Issue a Proposed Decision Following Record Closing	15	15
 <b>Total, Goal A: COMPLIANCE WITH TAX LAWS</b>	 <u>\$ 91,557,701</u>	 <u>\$ 92,449,065</u>

**B. Goal: MANAGE FISCAL AFFAIRS**

To efficiently manage the state's fiscal affairs

**Outcome (Results/Impact):**

Percent of Fund Accounting Customers Who Return an Overall Customer Service Rating of Good or Excellent on Surveys	98%	98%
Percent Accuracy Rate of Post-Audited Claims	98%	98%
Percent of Texas School Performance Review Recommendations Implemented	85%	85%
Percentage of Independent School Districts in Which PTD Met the Target Margin of Error	90%	90%
Average Percent Variance (Plus or Minus) Between Estimated and Actual Total Revenue Collections		2.92%
Treasury Portfolio Yield Compared to Money Market Funds Having the Same Investment Authority	100%	100%
Increased Interest Earned Through Minimization of Float (Banking)	3,000,000	3,000,000

<b>B.1.1. Strategy:</b> ACCOUNTING/REPORTING	\$ 4,791,470	\$ 4,799,565
Complete all state accounting and reporting responsibilities in an efficient and timely manner.		

**Efficiencies:**

Number of Staff Hours Required to Produce the Comprehensive Annual Financial Report	7,250	7,000
---	-------	-------

<b>B.1.2. Strategy:</b> CLAIMS AND WARRANTS	\$ 4,720,680	\$ 4,729,471
---	--------------	--------------

Accurately and expeditiously audit and process all claims for payment against the state, issue payments (warrants and electronic fund transfers), and provide assistance and training to state agencies.

**Output (Volume):**

Total Number of Payments Issued	13,770,000	14,045,000
---------------------------------	------------	------------

**Efficiencies:**

Percentage of Purchase and Travel Payments Issued Within 24 Hours of Receipt	95%	95%
--	-----	-----

**COMPTROLLER OF PUBLIC ACCOUNTS**  
(Continued)

<b>B.2.1. Strategy:</b> TEXAS PERFORMANCE REVIEW	\$ 4,754,634	\$ 5,658,307
Review the effectiveness of government operations in order to ensure the highest and best use of taxpayer dollars through the Texas Performance Review.		
<b>Output (Volume):</b>		
Number of Program Reviews Completed	3	4
Number of School Districts Evaluated	10	20
<b>Efficiencies:</b>		
Average Staff Time Required to Complete a Program Review (Hours)	6,000	6,000
 <b>B.3.1. Strategy:</b> ASSIST LOCAL GOVERNMENTS	 \$ 2,211,705	 \$ 2,217,881
Assist local governments in operating more efficiently by providing information and resources relating to taxes and fees, state laws and legislation, grant funding sources, and fiscal management.		
<b>Output (Volume):</b>		
Number of Requests for Local Government Assistance Completed	4,500	4,500
 <b>B.4.1. Strategy:</b> PROPERTY TAX PROGRAM	 \$ 6,229,997	 \$ 6,239,623
Fulfill tax code and education code mandates by conducting an annual property value study; providing technical assistance; and reviewing appraisal methods, standards, and procedures.		
<b>Output (Volume):</b>		
Number of Properties Included in the Property Value Study	100,000	100,000
<b>Efficiencies:</b>		
Average Direct Cost per Appraisal District Methods, Standards, and Procedures (MSP) Review	550	550
 <b>B.5.1. Strategy:</b> FISCAL RESEARCH & STUDIES	 \$ 7,804,893	 \$ 7,816,688
Provide the public and private sectors with concise, reliable information and analysis through publications, verbal assistance, written reports, and legislative analysis. Project the receipts and disbursements of state government under Art. III, Sec. 49a of the Texas Constitution.		
<b>Output (Volume):</b>		
Number of Research Projects Initiated and Completed Each Year	240	200
 <b>B.6.1. Strategy:</b> INVESTMENTS	 <u>\$ 4,160,590</u>	 <u>\$ 4,163,761</u>
Ensure that the state's assets and cash receipts are properly secured, deposited, and accounted for and prudently invest and manage the state's investment portfolio.		
<b>Efficiencies:</b>		
Program Cost per Millions of Funds Invested by Treasury	.18	.18
 <b>Total, Goal B: MANAGE FISCAL AFFAIRS</b>	 <u>\$ 34,673,969</u>	 <u>\$ 35,625,296</u>

**C. Goal: TAX AND FINANCIAL INFO TECHNOLOGY**  
To improve state tax and financial data processing through the effective use of information technology and all other resources.



**COMPTROLLER OF PUBLIC ACCOUNTS**  
(Continued)

<b>Number of Full-time Equivalent Positions (FTE)</b>	2,819.0	2,819.0
<b>Number of FTEs in Riders</b>	6.0	18.0
<b>Schedule of Exempt Positions</b>		
Comptroller, Group 4	\$92,217	\$92,217

1. **Capital Budget.** Funds appropriated above may be expended for capital budget items listed below. The amounts identified for each item may be adjusted or expended on other capital expenditures, subject to the aggregate dollar restrictions on capital budget expenditures provided in the general provisions of this Act.

	2000	2001
Out of the General Revenue Fund:		
a. Acquisition of Information Resource Technologies		
(1) Computer Equipment and Software	\$ <u>2,547,490</u>	\$ <u>1,598,296</u>
Total, Capital Budget	\$ <u>2,547,490</u>	\$ <u>1,598,296</u>

2. **Appropriation of Tax Refunds.** As much of the respective taxes, fees and charges, including penalties or other financial transactions administered or collected by the Comptroller as may be necessary is hereby appropriated and set aside to pay refunds and interest as provided by law, subject to the following limitations and conditions:
- a. Unless another law, or section of this Act, provides a period within which a particular refund claim must be made, funds appropriated herein may not be used to pay a refund claim made under this section after four years from the latest date on which the amount collected or received by the state was due, if the amount was required to be paid on or before a particular date. If the amount was not required to be paid on or before a particular date, a refund claim may not be made after four years from the date the amount was collected or received. A person who fails to make a refund claim within the period provided by law, or this provision, shall not be eligible to receive payment of a refund under this provision.
  - b. As a specific limitation to the amount of refunds paid from funds appropriated in this Act during the 2000-01 biennium, the Comptroller shall not approve claims or issue warrants for refunds in excess of the amount of revenue estimated to be available from the tax, fee, or other revenue source during the biennium according to the Biennial Revenue Estimate of the Comptroller of Public Accounts used for certification of this Act. Any claim or portion of a claim which is in excess of this limitation shall be presented to the next legislature for a specific appropriation in order for payment to be made. This limitation shall not apply to any taxes or fees paid under protest.
3. **Appropriation of Receipts.** The Comptroller is hereby authorized to transfer appropriated funds and cash from the state agencies' funds and accounts to the Comptroller's Office to reimburse for the cost of mailing warrants and consolidating payments across agency and fund lines, making electronic transfers and data transmissions to financial institutions, vendors and associated activities. These, and all sums received in refund of postage, insurance, and shipping costs for the cigarette stamp program, are hereby appropriated to the Comptroller's Office.
4. **Support to the Board of Tax Professional Examiners.** It is the intent of the Legislature that the Comptroller of Public Accounts provide administrative support to the Board of Tax Professional Examiners, under interagency contract; such support to consist of the same levels

**COMPTROLLER OF PUBLIC ACCOUNTS**  
(Continued)

of service and approximate costs as was provided to the Board of Tax Professional Examiners by the State Comptroller during the 1998-99 biennium.

5. **Employee Incentive Rider.** In addition to the existing authority and amounts related to employee compensation and benefits, the Comptroller of Public Accounts may expend amounts necessary from funds appropriated for the 2000-01 biennium for the purposes of enhancing compensation, providing incentives, or paying associated expenses for high performing employees within the Comptroller's Office.
6. **Capital Expenditures Authorized.** Notwithstanding the limitations placed on the expenditure of funds for capital budget items contained in this Act, the Comptroller of Public Accounts is hereby authorized to expend funds appropriated to the Comptroller of Public Accounts for the acquisition of capital budget items.
7. **Transfer Authority.** Notwithstanding limitations on appropriation transfers contained in the General Provisions of this Act, the Comptroller of Public Accounts is hereby authorized to direct agency resources, and transfer such amounts appropriated above between appropriation line items.
8. **Unexpended Balances Carried Forward.** All unexpended balances appropriated and/or allocated to the Comptroller of Public Accounts from the 1998-99 biennium due to efficiencies or other cost savings of the Comptroller are hereby re-appropriated for the 2000-01 biennium. The appropriations herein are for ensuring the continuation of high priority programs within the Comptroller's Office.
9. **Method of Finance, General Revenue.** There is included in the General Revenue appropriation made above to the Comptroller of Public Accounts, those amounts necessary for processing, auditing, enforcement and other purposes associated with the collection of motor fuels taxes. Pursuant to Article 8, Section 7-a, of the Texas Constitution, one percent of the amounts of motor fuels taxes collected shall be deposited to the credit of the General Revenue Fund for costs incurred by the state in the collection of such taxes.
10. **Appropriation for Statutory Obligations.** The Comptroller of Public Accounts is hereby appropriated from Unclaimed Property Receipts all sums necessary to perform statutory obligations under Sections 74.201, 74.203, 74.601, and 74.602 of the Texas Property Code and to respond to public inquiries generated by the advertising program including, but not limited to, the hiring of temporary employees. Such amounts shall not exceed the amount of money credited to Unclaimed Property Receipts from unclaimed property proceeds.
11. **Uniform Statewide Accounting and Payroll Services and Technology.** There is hereby appropriated to the Comptroller of Public Accounts all revenues received as a result of cost sharing arrangements with other state agencies, other governmental units, or non-government entities for software, technology, licensing arrangements, royalty receipts, or other charges or receipts from the sharing of technological or other information, expertise, services, or cooperative agreements of any kind. Such revenues shall be available to the Comptroller for the use of further enhancement of automation and technology services, computer services and time.
12. **Unexpended Balances.** Any unexpended balances as of August 31, 2000 in the appropriations made herein to the Comptroller of Public Accounts are hereby reappropriated for the same purpose for the fiscal year beginning September 1, 2000.
13. **Reimbursement for Treasury Operations.** In accordance with Section 404.071, Government Code, the Comptroller of Public Accounts shall determine the costs incurred in receiving, paying, accounting for, and investing money in funds and accounts which are entitled to receive temporary interest. An amount equal to these costs shall be deducted from the interest earned on such funds and accounts and is hereby appropriated for deposit into the General Revenue Fund.

**COMPTROLLER OF PUBLIC ACCOUNTS**  
(Continued)

14. **Texas School Performance Reviews.** Appropriations made above include \$2,000,000 in additional funding for the purpose of increasing the number of school performance reviews conducted during the 2000-01 biennium. It is the intent of the Legislature that the Comptroller complete at least 10 reviews during fiscal year 2000, and at least 20 reviews, during fiscal year 2001. In view of the cost savings and efficiency measures accruing to school districts from such reviews, the Comptroller may enter into interlocal cost sharing agreements with school districts where districts requesting review will be responsible for up to twenty-five percent of the cost of such performance reviews. Costs to participating school districts are estimated at \$500,000 for the biennium. The Comptroller of Public Accounts shall be solely responsible for the terms and conditions of the contracts and administration of the program. However, any such cost sharing contracts shall include the school as a third party. The financial responsibility of such schools shall be a direct obligation of the school to pay the vendor upon approval of the work product by the Comptroller.
15. **Maximize Funding for Classroom Instruction.** Out of funds appropriated above, the Comptroller of Public Accounts may implement *Challenging the Status Quo: Toward Smaller, Smarter Government* recommendation ED-5. The Comptroller of Public Accounts, in conjunction with the Texas Education Agency, regional education service centers, and other educational organizations, may provide research materials, educational policy proposals and technical assistance to school districts in order to maximize funding for classroom instruction. The Comptroller of Public Accounts may also prepare handbooks, conduct training sessions, create a web site, and develop other products to assist school districts to better manage their finances.
16. **Comptroller Fiscal Oversight Responsibilities.** In order to clearly differentiate between core Comptroller functions and those functions which are for fiscal oversight or primary benefit to units of government, it is the intent of the Legislature that the Legislative Budget Board and the Governor's Office of Budget and Planning shall work cooperatively with the Comptroller to determine appropriate activities which should be recorded under Fiscal Programs - Comptroller of Public Accounts for budget and spending purposes. Specific activities include contract activities where outside vendors perform services for the benefit of units of local government. Examples of such programs include School Performance reviews, and reviews of cities, counties, hospital districts, mass transit authorities, community colleges or other entities where work is directed at reducing the cost of government. All such appropriate costs for the 2000-01 biennium shall be recorded under Fiscal Programs - Comptroller of Public Accounts.

Expenditures for salaries, equipment, or other operating costs for core Comptroller functions are not intended to be moved to the Fiscal Programs - Comptroller of Public Accounts through this process. The Legislative Budget Board and the Governor's Office of Budget and Planning shall have the final determination on the most appropriate budget and method of recording such expenditures and shall prepare the next biennial budget recommendations accordingly.
17. **Council on Competitive Government.** Amounts appropriated above in Strategy B.2.1., Texas Performance Review, include \$110,000 per year from the General Revenue Fund for activities and operations of the Texas Council on Competitive Government pursuant to V.T.C.A., Government Code, Chapter 2162.
18. **Investment Technical Assistance to School Districts.** It is the intent of the Legislature that the Comptroller of Public Accounts, in cooperation with any other public entities or outside consultants which the Comptroller determines may be needed, provide assistance to school districts during school performance reviews regarding the investment of funds. This assistance may include, but not be limited to: advice specific to the investment of public funds, including best practices for school districts or similar political jurisdictions; investment options available to each school district assisted; the development of investment policies; and, the fiscal implications of investment decisions. The Texas School Performance Review Program of the



**COMPTROLLER OF PUBLIC ACCOUNTS**  
(Continued)

Comptroller of Public Accounts may conduct reviews of school district investment practices and make any recommendations necessary to improve the investment of funds.

19. **Texas Department of Transportation Performance Review.** It is the intent of the Legislature that the Comptroller of Public Accounts and the Texas Department of Transportation (TxDOT) enter into an interagency contract for a comprehensive performance review of TxDOT. At the Comptroller's discretion, the review shall specifically include analysis of the contracting practices of the agency, geographical distribution of highway construction and maintenance projects, financing techniques, analysis of federal funding and the method of drawing such funds and allocation for projects, as well as other business practices of the agency. The report and conclusions of the performance review shall be presented to the Seventy-seventh Legislature not later than January 15, 2001. The Comptroller may conduct public hearings as necessary to receive input from affected citizens, contractors, and interested parties. The Texas Department of Transportation shall pay for all costs of the performance review from funds appropriated elsewhere in this Act. The sum of \$1,000,000 of such appropriations is hereby restricted to be used only for the purposes of the review. In the event the cost is less than this sum, the Comptroller may authorize TxDOT to use such appropriations for other purposes.
  
20. **Contingency Appropriation for Senate Bill 1547.** Contingent upon the enactment of Senate Bill 1547, or similar legislation relating to motor fuels taxes, by the Seventy-sixth Legislature, Regular Session, the Comptroller of Public Accounts is hereby appropriated \$2,116,896 for fiscal year 2000 and \$683,104 for fiscal year 2001 out of the General Revenue Fund for the purpose of implementing that Act. The Comptroller of Public Accounts is hereby authorized to transfer the appropriation made pursuant to this provision to the appropriate strategy items listed above. Also contingent on the enactment of Senate Bill 1547, or similar legislation, the "Number of Full-time Equivalent Positions (FTEs)" figure indicated above is hereby increased by 12 for fiscal year 2001.
  
21. **Contingency Appropriation for Senate Bill 177.** Contingent upon the enactment of Senate Bill 177, or similar legislation relating to codification of Article IX, General Provisions, General Appropriations Act, by the Seventy-sixth Legislature, Regular Session, the Comptroller of Public Accounts is hereby appropriated \$586,393 for fiscal year 2000 and \$515,810 for fiscal year 2001 out of the General Revenue Fund for the purpose of implementing that Act. The Comptroller of Public Accounts is hereby authorized to transfer the appropriation made pursuant to this provision to the appropriate strategy items listed above. Also contingent on the enactment of Senate Bill 177, or similar legislation, the "Number of Full-time Equivalent Positions (FTE)" figure indicated above is hereby increased by 6 for fiscal year 2000 and by 6 for fiscal year 2001.

**FISCAL PROGRAMS - COMPTROLLER OF PUBLIC ACCOUNTS**

	For the Years Ending	
	August 31, 2000	August 31, 2001
<b>A. Goal: COMPTROLLER OF ACCOUNTS</b>		
Comptroller of Public Accounts		
<b>A.1.1. Strategy: VOTER REGISTRATION</b>	\$ 3,000,000	\$ 500,000
For payment to each county for the total number of voters registered in the county as shown by certified statement submitted by the Registrar to the Secretary		

**FISCAL PROGRAMS - COMPTROLLER OF PUBLIC ACCOUNTS**  
(Continued)

of State, as required by V.A.C.S., Election Code, Section 19.002. For payment to counties for voter registration. Estimated.

**A.1.2. Strategy: MISCELLANEOUS CLAIMS** \$ 1,470,000 \$ 1,470,000

To complete the payment of state funds allocated for the Small Claims program to entitled recipients in a timely manner pursuant to V.T.C.A., Govt. Code, Section 403.074.

**A.1.3. Strategy: REIMBURSEMENT-COMMITMENT HEARINGS** \$ 10,000 \$ U.B.

For reimbursement of counties for the cost of Commitment Hearings required by the Persons with Mental Retardation Act, Chapters 591-596, V.T.C.A., Health and Safety Code.

**A.1.4. Strategy: REIMBURSE-BEVERAGE TAX** \$ 68,340,000 \$ 69,611,000

For reimbursement of taxes received as authorized by Texas Tax Code Annotated, Section 183.051(b). Payments to each eligible county and incorporated municipality shall be equal to 10.7143 percent of receipts from permittees within the county or incorporated municipality during the quarter. Estimated.

**A.1.5. Strategy: TORT CLAIMS & FED. COURT JUDGMENTS** \$ 8,000,000 \$ U.B.

(1) Payments shall be made for eligible medical malpractice claims in conformance with Chapter 110, Title 5, Civil Practice and Remedies Code (State Liability for Indemnification of Certain Health Care Professionals, expired September 1, 1997). Of the total general revenue funds appropriated, not more than \$4,600,000 of general revenue funds may be utilized for Chapter 110, Title 5, Civil Practice and Remedies Code (State Liability for Indemnification of Certain Health Care Professionals, expired September 1, 1997) claims. All such funds are to be paid out by the Comptroller on vouchers which shall be prepared, verified, and signed by the Attorney General's Office.

(2) Payments for settlements and judgments for claims against state agencies that are payable under Chapters 101 and 104, Texas Civil Practice and Remedies Code Annotated, as determined by the Attorney General, including indemnification for criminal prosecutions and Federal Court judgments and settlements shall be paid from special funds or local funds of the involved agency or institution to the extent such funds are available, and then from General Revenue. Such funds are to be paid out by the Comptroller on vouchers drawn by the Attorney General and approved by the Governor. The Comptroller shall maintain records of such amounts paid from General Revenue and shall require agencies to reimburse General Revenue as special funds or local funds become available. For the purpose of this rider, local funds are defined as funds held outside the state Treasury. (3) Payments shall be made for eligible medical malpractice claims in conformance with Chapter 59, Education Code. All

**FISCAL PROGRAMS - COMPTROLLER OF PUBLIC ACCOUNTS**

(Continued)

such funds are to be paid out by the Comptroller on vouchers, which shall be prepared, verified, and signed by the Attorney General's Office.

<b>A.1.6. Strategy:</b> COUNTY TAXES-UNIVERSITY LANDS	\$	1,250,000	\$	1,250,000
For payment of taxes, for county purposes only, to counties in which are located endowment lands set aside to The University of Texas by the Constitution and the Act of 1813. Estimated.				
<b>A.1.7. Strategy:</b> LATERAL ROAD FUND DISTRICT	\$	7,300,000	\$	7,300,000
For allocation of payment to each county for construction and maintenance of county roads.				
<b>A.1.8. Strategy:</b> UNCLAIMED PROPERTY	\$	35,000,000	\$	35,000,000
To pay all legitimate claims for previously unclaimed property held by the state. Estimated.				
<b>A.1.9. Strategy:</b> UNDERAGE TOBACCO PROGRAM	\$	<u>1,393,000</u>	\$	<u>1,393,000</u>
For allocation of grants to local law enforcement agencies for enforcing provisions of Health and Safety Code, Chapter 161, related to reducing minor access to and consumption of tobacco products.				
<b>Total, Goal A: COMPTROLLER OF ACCOUNTS</b>	\$	<u>125,763,000</u>	\$	<u>116,524,000</u>

**B. Goal: ENERGY OFFICE**

To develop and administer cost-effective programs that promote energy efficiency, preserve the environment, and protect the public health and safety through grants, loans and public awareness

**Outcome (Results/Impact):**

Percent of ISDs which participate in SECO Local Government Energy Programs	35%	40%
--	-----	-----

<b>B.1.1. Strategy:</b> ENERGY OFFICE	\$	<u>3,098,825</u>	\$	<u>3,098,825</u>
Promote and manage the LoanSTAR Program, contract services delivery, partnerships for improved energy education and energy efficient housing.				
<b>Output (Volume):</b>				
Energy Dollars Saved by LoanSTAR Projects (in millions)		94.65		112.61

<b>Grand Total, FISCAL PROGRAMS - COMPTROLLER OF PUBLIC ACCOUNTS</b>	\$	<u>128,861,825</u>	\$	<u>119,622,825</u>
--	----	--------------------	----	--------------------

**Method of Financing:**

General Revenue Fund	\$	125,993,400	\$	116,754,400
Federal Funds		2,308,763		2,308,763
General Revenue Fund - Dedicated - Oil Overcharge Account No. 5005		<u>559,662</u>		<u>559,662</u>

<b>Total, Method of Financing</b>	\$	<u>128,861,825</u>	\$	<u>119,622,825</u>
-----------------------------------	----	--------------------	----	--------------------

<b>Number of Full-time Equivalent Positions (FTE)</b>	25.0	25.0
<b>Number of FTEs in Riders</b>	3.5	3.5

**FISCAL PROGRAMS - COMPTROLLER OF PUBLIC ACCOUNTS**  
(Continued)

1. **Appropriation, Payment of Miscellaneous Claims.** In addition to amounts appropriated above, the Comptroller of Public Accounts is hereby appropriated out of other special funds and accounts as appropriate, amounts necessary to pay small miscellaneous claims in accordance with and subject to the limitations of line item A.1.2., Miscellaneous Claims, above.
2. **Appropriation, Payment of Tort Claims.** In addition to amounts appropriated above, the Comptroller of Public Accounts is hereby appropriated out of other special funds and accounts as appropriate, amounts necessary to pay claims, judgements, and settlements in accordance with and subject to the limitations in Parts 2 and 3 of line item A.1.5., Tort Claims, above.
3. **Limitation, Payment of Tort Claims.** The expenditures authorized in Part 2 of line item A.1.5., Tort Claims and Federal Court Judgements Claims, are hereby limited to those claims identified in Part 2 where the settlement or judgement amount exceeds the amount authorized by Article IX, Judgements, of this Act to be paid out of appropriations made to the involved agency elsewhere in this Act. The limitation established by this provision shall not apply in those cases where the judgement order of the trial court was entered, or a settlement agreement was executed, prior to September 1, 1995.
4. **International Fuel Tax Agreement.** Out of amounts collected as a result of the administration of Chapter 153, Tax Code, the Comptroller shall determine the amounts due other jurisdictions as reflected by motor fuels reports and other information available pursuant to an International Fuel Tax Agreement or otherwise subject to refund. Such amounts are hereby appropriated and may be segregated as necessary for remittance to other jurisdictions and for refunds as provided by law. Fees and costs associated with an International Fuel Tax Agreement may be paid from the interest earnings on amounts due other jurisdictions or subject to refund. The Comptroller may estimate the amounts due other jurisdictions or subject to refund out of amounts collected as a result of the administration of Chapter 153, Tax Code, and may segregate such funds as necessary for administration of the agreement.
5. **Appropriation of Tax and Revenue Anticipation Note Fund.** There is hereby appropriated to the Comptroller of Public Accounts all money deposited in the tax and revenue anticipation note fund for the purposes of paying principal of, premium (if any), interest on, and costs of issuance relating to tax and revenue anticipation notes issued during the biennium. To the extent that money deposited into the tax and revenue anticipation note fund is insufficient to pay the principal of, premium (if any), interest on, and costs of issuance relating to notes, there is hereby appropriated to the Comptroller of Public Accounts from the General Revenue Fund amounts necessary for the full repayment of all principal of, premium (if any) and interest on any notes issued during the biennium.
6. **Advanced Tax Compliance and Debt Collections.** To the extent that the Comptroller contracts with persons or entities to provide information, services, or technology or expands and/or enhances the technology used by the Advanced Database System to aid in the advanced collections of debts, taxes, or other property due to or belonging to the State of Texas pursuant to V.T.C.A., Government Code, 403.019, 403.0195 or Tax Code 111.0035 or 111.0036, all sums necessary to pay contract, maintenance, and other expenses connected with the collections, including any administrative costs of the Comptroller directly associated with the collections program are hereby appropriated to the Comptroller from collection proceeds. The balance of collection proceeds shall be transferred to the General Revenue Fund or to any dedicated or special funds or accounts to which the collection proceeds may belong.

To continue the expansion of advanced technology for enhanced state tax collections, as recommended in *Challenging the Status Quo*, issue GG 1, there is hereby appropriated \$750,000 from the General Revenue Fund for the purpose of developing, maintaining, enhancing or expanding advanced database technology to maximize collections of tax revenue due the state. This appropriation is contingent upon the Comptroller's certification that

**FISCAL PROGRAMS - COMPTROLLER OF PUBLIC ACCOUNTS**  
(Continued)

increased tax collections of not less than \$24.7 million for the biennium would result from the enhanced program.

Consistent with the Comptroller's role as the chief fiscal officer and tax collector for the state, it is the intent of the Legislature that all resulting collections and associated expenses be accounted for through the fiscal agency operations of the Comptroller's Office in a manner which reflects both the amounts of enhanced collections as well as the amount of expenses related to the increased deposits.

7. **Investment Fund Management.** Consistent with the Comptroller's responsibility for investing certain assets, including but not limited to, the Tobacco Settlement funds and the Higher Education Fund, as much of the investment earnings as necessary up to a maximum of 75 basis points of the fund balance are hereby appropriated each year of the biennium to the fiscal agency operation of the Comptroller's Office to pay the expenditures related to these investment activities. The Comptroller shall prepare an annual report detailing the expenditures made in connection with each fund for investment activities.
  
8. **Appropriation from the Compensation to Victims of Crime Auxiliary Fund.** All balances on hand and revenues received by the Comptroller from departments under Government Code, Section 76.013, for crime victims who have not made a claim for restitution during the prescribed five year period are hereby appropriated to the Comptroller to pay victims who make a subsequent claim. The Comptroller shall pay a victim making such claim the amount of the original payment, less the collection fee, from the compensation to Victims of Crime Auxiliary Fund No. 494 pursuant to Government Code, Section 76.013(d).
  
9. **Oil Overcharge Settlement Funds.** In addition to funds appropriated above out of Oil Overcharge Account Number 5005 for administration of the State Energy Conservation Office (SECO), all funds allocated to the State of Texas through consent decrees, court decrees and administrative orders involving violation of the mandatory petroleum pricing and allocation regulations, including the interest earned on those funds as well as the accrued earnings, are hereby appropriated to the State Energy Conservation Office for the biennium beginning September 1, 1999 (estimated to be \$20,574,722). Any unexpended balances as of August 31, 1999, of Oil Overcharge Funds are hereby reappropriated to SECO for the biennium beginning September 1, 1999 (estimated to be \$56,260,710).

Of these estimated balances and revenues, the State Energy Conservation Office shall allocate an estimated total of \$23.8 million over the biennium based on the designations listed below and in Rider 10, Texas Energy Coordination Council. SECO is granted the discretion to prorate Oil Overcharge funds based on these designations in the event that the total amount estimated by this allocation is not realized. The amounts below are hereby designated for the biennium beginning September 1, 1999, for the following purposes:

State Energy Conservation Office Programs:

	FY 2000	FY 2001
Schools/Local Government Program	\$623,375 & U.B.	\$623,375 & U.B.
State Agencies/Higher Education Program	\$123,375 & U.B.	\$123,375 & U.B.
Renewable Energy Program	\$123,375 & U.B.	\$123,375 & U.B.
Housing Partnership	\$123,375 & U.B.	\$123,375 & U.B.
Transportation Energy Program	\$123,375 & U.B.	\$123,375 & U.B.
Alternative Fuels Program	U.B.	U.B.

**FISCAL PROGRAMS - COMPTROLLER OF PUBLIC ACCOUNTS**  
(Continued)

Department of Housing and Community Affairs :

ENTERP	U.B.	U.B.
Weatherization Assistance	\$500,000 & U.B.	\$500,000 & U.B.
Housing Trust Fund	\$1,000,000 & U.B	\$1,000,000 & U.B

Department of Transportation :

Public Transportation	\$6,900,932	\$6,900,933 & U.B.
-----------------------	-------------	--------------------

Texas Forest Service:

Dry Fire Hydrants	\$ 200,000	\$200,000 & U.B.
-------------------	------------	------------------

Water Development Board:

Water Systems Efficiency	\$1,957,250	\$1,957,250 & U.B.
--------------------------	-------------	--------------------

Funds de-obligated from contracts with the above programs shall remain within the program. State Energy Program Administration funds are appropriated in Strategy B.1.1., Energy Office.

It is the intent of the Legislature that out of the funds allocated above to the SECO Schools/Local Government Program, \$1.0 million shall be used for the purpose of conducting school energy audits.

Pursuant to Texas Government Code 2305.032 (f), funds available to the LoanSTAR Revolving Loan Program shall equal or exceed \$95,000,000 at all times. All unexpended LoanSTAR balances (estimated to be \$34,865,980 of total balances noted above) and all revenues, except depository interest earned on LoanSTAR balances, generated by funds in the LoanSTAR Program (estimated to be \$9,585,502 of total revenues noted above), shall remain in the program. It is the intent of the Legislature that if a state agency or institution of higher education is a recipient of a loan under the statewide retrofit demonstration and revolving loan program, the agency or institution shall repay the loan from agency funds budgeted for the energy costs of the agency or institution.

10. **Texas Energy Coordination Council.** Out of amounts appropriated to the State Energy Conservation Office (SECO), in Rider 9, \$250,000 in oil overcharge funds shall be allocated to the Texas Energy Coordination Council (TECC) in each year of the biennium. In addition, out of unexpended balances of oil overcharge funds appropriated for the SECO, any unexpended amounts in oil overcharge funds for the TECC as of August 31, 1999, shall be re-allocated to the TECC for the biennium beginning September 1, 1999. The TECC is hereby authorized a total of 3.5 full time equivalent positions in each year of the biennium.
11. **Department of Energy (DOE) Federal Funds.** All funds allocated to the State of Texas by the U.S. Department of Energy for the State Energy Conservation Office (SECO) to fund Pantex programs are detailed below for the biennium beginning September 1, 1999.

The SECO shall allocate funds based upon the designations listed below:

**FISCAL PROGRAMS - COMPTROLLER OF PUBLIC ACCOUNTS**  
(Continued)

	FY 2000	FY 2001
<u>Federal Funds: Pantex Programs</u>		
Amarillo National Resource Center for Plutonium	\$10,000,000 & U.B.	\$10,000,000 & U.B.
Agreement in Principle (Remedial Clean Up Action)	\$1,200,000 & U.B.	\$1,200,000 & U.B.
Waste Isolation Pilot Plant	\$350,000 & U.B.	\$350,000 & U.B.

**RANGER PENSIONS**

For the Years Ending	
August 31, 2000	August 31, 2001
<u>                    </u>	<u>                    </u>

**Out of the General Revenue Fund:**

**A. Goal: RANGER PENSIONS**

To complete the payment of state funds allocated for the Ranger Pension program to entitled recipients in a timely manner. The Comptroller is authorized to transfer sufficient cash into the Confederate Pension Fund from General Revenue to allow these payments.

**A.1.1. Strategy: RANGER PENSIONS**

There is hereby appropriated from the Confederate Pension Fund the following amounts, estimated to be, to pay Ranger Pensions. The Comptroller is authorized to transfer sufficient cash into the Confederate Pension Fund from General Revenue to allow these payments.

\$	<u>11,520</u>	\$	<u>11,520</u>
----	---------------	----	---------------

**Grand Total, RANGER PENSIONS**

\$	<u>11,520</u>	\$	<u>11,520</u>
----	---------------	----	---------------

**INFORMATIONAL LISTING OF FUNDS APPROPRIATED TO THE  
COMPTROLLER FOR SOCIAL SECURITY CONTRIBUTIONS  
AND BENEFIT REPLACEMENT PAY**

- Information Listing of Appropriated Funds.** The appropriations made in this and other articles of this Act to the Comptroller of Public Accounts - Social Security/Benefit Replacement Pay are subject to the following provisions. The following amounts shall be used for the purposes indicated.

**INFORMATIONAL LISTING OF FUNDS APPROPRIATED TO THE  
COMPTROLLER FOR SOCIAL SECURITY CONTRIBUTIONS  
AND BENEFIT REPLACEMENT PAY  
(Continued)**

	For the Years Ending	
	August 31, 2000	August 31, 2001
<b>A. Goal: SOCIAL SECURITY CONTRIBUTIONS/BENEFIT REPLACEMENT PAY</b>		
<b>A.1.1. Strategy: STATE MATCH -- EMPLOYER</b> Provide an employer match for Social Security contributions. Estimated	\$ 534,379,680	\$ 544,185,553
<b>A.1.2. Strategy: BENEFIT REPLACEMENT PAY</b> Provide Benefit Replacement Pay to eligible employees. Estimated	<u>\$ 95,551,297</u>	<u>\$ 86,927,057</u>
<b>Total, Goal A: SOCIAL SECURITY CONTRIBUTIONS/BENEFIT REPLACEMENT PAY</b>	<u>\$ 629,930,977</u>	<u>\$ 631,112,610</u>
<b>Grand Total, COMPTROLLER OF PUBLIC ACCOUNTS - SOCIAL SECURITY/BENEFIT REPLACEMENT PAY</b>	<u>\$ 629,930,977</u>	<u>\$ 631,112,610</u>
 <b>Method of Financing:</b>		
General Revenue Fund, estimated	\$ 404,664,705	\$ 405,966,514
General Revenue - Dedicated, estimated	58,427,154	58,578,228
State Highway Fund No. 006, estimated	66,156,701	66,162,000
Federal Funds, estimated	95,915,643	95,609,206
Other Special State Funds, estimated	<u>4,766,774</u>	<u>4,796,662</u>
<b>Total, Method of Financing</b>	<u>\$ 629,930,977</u>	<u>\$ 631,112,610</u>

**2. Transfer of Social Security Contributions and Benefit Replacement Pay.** Appropriations made in this and other articles of this Act for Social Security and Benefit Replacement Pay shall be transferred by each agency from the Comptroller of Public Accounts to the agency based on estimated amounts by funding source for each fiscal year. Transfers should be made no later than September 15<sup>th</sup> of the year in which the payments are to be made. Adjustments and return of excess appropriation authority to the Comptroller's Office shall be completed by October 30<sup>th</sup> of the subsequent fiscal year.



# ADVISORY COMMISSION ON STATE EMERGENCY COMMUNICATIONS

	For the Years Ending August 31, 2000	August 31, 2001
--	--	--------------------

**Out of the General Revenue Fund - Dedicated - Advisory Commission on Emergency Communications Account No. 5007:**

**A. Goal: STATEWIDE 9-1-1 SERVICES**

To provide fiscally responsible, standardized and high quality 9-1-1 emergency communications through the state of Texas.

**Outcome (Results/Impact):**

Number of Counties With Functioning 9-1-1 Systems at Automatic Location Identification (ALI) Level of Service	254	254
---	-----	-----

**A.1.1. Strategy: 9-1-1 EMERGENCY COMMUNICATIONS**

	\$ 6,640,955	\$ 6,640,955
--	--------------	--------------

Join regional councils of government to educate, promote and encourage local governmental agencies and the public to participate in 9-1-1 communications; fund and assist local implementation; review regional plans for consistency with statewide standards; coordinate 9-1-1 activities with national organizations, standards setting bodies, state and federal regulatory agencies.

**Output (Volume):**

Number of Public Safety Answering Points with Wireless Automatic Number Identification (ANI)	133	40
--	-----	----

**B. Goal: POISON CONTROL SERVICES**

In cooperation with the Texas Department of Health (TDH), to provide a statewide poison control center network, accessible to all Texans, that aids in the treatment and prevention of poisonings throughout the state.

**Outcome (Results/Impact):**

Percent of Human Poison Exposure Emergency Calls Treated at Home	80%	80%
--	-----	-----

**B.1.1. Strategy: POISON CONTROL CENTERS**

	\$ 7,253,226	\$ 7,253,226
--	--------------	--------------

Maintain statewide poison control telecommunications network and, through TDH, fund as appropriate the six designated poison control centers to support related services through a statewide system.

**Output (Volume):**

Number of Human Poison Exposure Emergency Calls Processed per 1,000 Population	10	10
--	----	----

**C. Goal: INDIRECT ADMINISTRATION**

**C.1.1. Strategy: INDIRECT ADMINISTRATION**

	\$ 208,155	\$ 213,155
--	------------	------------

**Grand Total, ADVISORY COMMISSION ON STATE EMERGENCY COMMUNICATIONS**

	\$ 14,102,336	\$ 14,107,336
--	---------------	---------------

Number of Full-time Equivalent Positions (FTE)	20.0	20.0
Number of FTEs in Riders	5.0	5.0

**ADVISORY COMMISSION ON STATE EMERGENCY COMMUNICATIONS**  
(Continued)

**Schedule of Exempt Positions and Per Diem of Commission Members**

Executive Director, Group 2	\$69,638	\$69,638
Per Diem of Commission Members	4,300	4,300

1. **Sunset Contingency.** Funds appropriated above for fiscal year 2001 for the Advisory Commission on State Emergency Communications are made contingent on the continuation of the Advisory Commission on State Emergency Communications by the Legislature. In the event the agency is not continued, the funds appropriated for fiscal year 2000 or as much thereof as may be necessary are to be used to provide for the phase out of agency operations.
2. **Appropriation, 9-1-1 Services Fee Account.** Contingent on the enactment of House Bill 1983 or similar legislation by the Seventy-sixth Legislature, Regular Session, funds from the 9-1-1 Services Fees Account, not to exceed, \$29,830,000 in Fiscal Year 2000, and \$28,795,000 in Fiscal Year 2001 are hereby appropriated to Strategy A.1.1., 9-1-1 Emergency Communications for the purpose of contracting with the regional councils of government for 9-1-1 services.

It is the intent of the Legislature that the regional councils of government spend all unexpended balances in emergency service fees for landline and wireless telecommunication services accumulated prior to August 31, 1999, and held in accounts outside the State Treasury, estimated to be \$14,696,289, before expending any emergency service fees distributed by the Advisory Commission on State Emergency Communications from the 9-1-1 Service Fees Account for 9-1-1 service contracts. Of the estimated service fee balances, an amount not to exceed \$11,421,622, shall be used for implementation of wireless 9-1-1 services.

3. **Unexpended Balances, 9-1-1 Equalization Surcharge.** Contingent on the enactment of House Bill 1983 or similar legislation by the Seventh-sixth Legislature, Regular Session, in addition to amounts appropriated above in Strategy A.1.1., 9-1-1 Emergency Communications, the Commission is hereby reappropriated out of the unexpended balances in 9-1-1 equalization surcharge revenue as of August 31, 1999, an amount not to exceed \$2,388,088, to implement Phase I of the wireless 9-1-1 enhancements set forth in FCC Docket 94-102. The Commission is authorized to use these funds to purchase and/or upgrade equipment, and, to make payments to telecommunication providers for contracts to implement wireless enhancements. The Commission is authorized to use no more than 30 percent of these funds for shared costs between landline and wireless 9-1-1 services. None of these funds may be used to provide additional full or part-time positions, nor for any other administrative costs.

The Commission is authorized, with review and approval by the Legislative Budget Board and the Governor to develop a definition that measures completion of Phase I of the wireless 9-1-1 enhancements for at least 75 percent of the population served by the statewide 9-1-1 system. Immediately following one year of the effective date of H.B. 1983, the State Auditor, and any outside consultant the State Auditor may require for assistance, shall conduct an audit to certify whether or not the Commission successfully completed Phase I wireless 9-1-1 enhancements for at least 75 percent of the population served within the allowable time period.

If the State Auditor finds that Phase I of the 9-1-1 wireless enhancements set forth in FCC Docket 94-102 are not in place for at least 75 percent of the population of the statewide 9-1-1 system within one year of the effective date of H.B. 1983, within 45 days after the end of FY2000, the State Auditor shall so certify to the Comptroller of Public Accounts, and the Comptroller shall ensure that none of the remaining unexpended balances from these funds as of August 31, 2000 are expended by the Commission.

The Commission shall report to the Legislative Budget Board and the Governor regarding the progress made toward implementation of Phase I of the wireless 9-1-1 enhancements on or before March 1, 2000, and again on or before September 1, 2000. These reports shall include,

**ADVISORY COMMISSION ON STATE EMERGENCY COMMUNICATIONS**  
(Continued)

but not be limited to: information regarding the total population provided 9-1-1 service by the statewide system; the number and percentage of the population of the statewide system provided with call back and minimal location information for wireless calls; and, information regarding the cost, performance, efficiency and degree of implementation of wireless 9-1-1 services in each regional council of government's service area.

4. **Contingency Appropriation for House Bill 1983.** Contingent on the enactment of House Bill 1983 or similar legislation by the Seventh-sixth Legislature, Regular Session, in addition to amounts appropriated above in Strategy A.1.1., 9-1-1 Emergency Communications, \$238,246 in fiscal year 2000 and \$210,996 in fiscal year 2001 is hereby appropriated to the Advisory Commission on State Emergency Communications from General Revenue Dedicated Account No. 5007, and the number of full-time equivalent positions listed above are increased by 5 each fiscal year, contingent upon the Comptroller of Public Accounts certifying that the revenue gains to General Revenue Dedicated Account No. 5007 resulting from passage of the legislation are sufficient to fund the amounts hereby appropriated. The purpose of this appropriation is to: administer standardized contracts for 9-1-1 services with regional councils of government; require them to report financial data on administrative costs, efficiency and performance data on public safety answering points, and the status of the implementation of 9-1-1 services; and, comply with other administrative activities identified in the legislation.

**EMPLOYEES RETIREMENT SYSTEM**

	For the Years Ending	
	August 31,	August 31,
	<u>2000</u>	<u>2001</u>

**Out of the General Revenue Fund:**

**A. Goal: ADMINISTER RETIREMENT PROGRAM**  
To administer comprehensive and actuarially sound retirement programs.

<b>A.1.1. Strategy: RETIREE DEATH BENEFITS</b>	\$ <u>5,512,415</u>	\$ <u>5,512,415</u>
Provide lump-sum retiree death benefits under Section 814.501, Government Code. Estimated		

<b>Grand Total, EMPLOYEES RETIREMENT SYSTEM</b>	\$ <u><u>5,512,415</u></u>	\$ <u><u>5,512,415</u></u>
---	----------------------------	----------------------------

<b>Number of Full-time Equivalent Positions (FTE)</b>	305.0	305.0
---	-------	-------

1. **Information Listing of Appropriated Funds.** The appropriations made in this and other articles of this Act to the Employees Retirement System are subject to the following provisions. The following amounts shall be used for the purposes indicated.

**EMPLOYEES RETIREMENT SYSTEM**  
(Continued)

For the Years Ending  
August 31,                      August 31,  
2000                                      2001

**A. Goal: ADMINISTER RETIREMENT PROGRAM**

To administer comprehensive and actuarially sound retirement programs.

**Outcome (Results/Impact):**

Percent of ERS Retirees Expressing Satisfaction with Member Benefit Services

95%                      95%

ERS Annual Operating Expense per Active and Retired Member

73                                      73

**A.1.1. Strategy: RETIREMENT CONTRIBUTIONS**

Provide an actuarially sound level of funding as defined by state law. Estimated

\$ 280,024,764    \$ 287,435,310

**Output (Volume):**

Number of Member Accounts Serviced

187,000                      187,000

**Efficiencies:**

Average Number of Days to Provide ERS Retirement Packets

5                                      5

**A.1.2. Strategy: JUDICIAL RETIREMENT PLAN 2**

Maintain an actuarially sound retirement program for state judicial officers. Estimated

\$ 6,438,772    \$ 6,734,995

**A.1.3. Strategy: JUDICIAL RETIREMENT PLAN 1**

Provide for payment of JRS-1 benefits as required by law. Estimated

\$ 20,772,040    \$ 21,432,905

**A.1.4. Strategy: PLAN 1 REFUNDS**

Provide for membership refunds under the Judicial Retirement Program, plan one. Estimated

\$ 25,000    \$ 25,000

**A.1.5. Strategy: LAW ENFORCEMENT BENEFITS**

Provide for the payment of death benefits to beneficiaries of law enforcement officials as required by Section 615, Government Code. Estimated

\$ 800,000    \$ 800,000

**A.1.6. Strategy: RETIREE DEATH BENEFITS**

Provide lump-sum death benefits under Section 814.501, Government Code. Estimated

\$ 5,512,415    \$ 5,512,415

**Total, Goal A: ADMINISTER RETIREMENT PROGRAM**

\$ 313,572,991    \$ 321,940,625

**B. Goal: PROVIDE HEALTH PROGRAM**

To provide employees, retirees, and dependents with a comprehensive, quality health program.

**Outcome (Results/Impact):**

Percent of Managed Care Network Participants Rating ERS Insurance Services as Satisfactory or Better

85%                      85%

**B.1.1. Strategy: GROUP INSURANCE**

Provide a basic health care and life insurance program for general state employees, retirees, and their dependents. Estimated

\$ 600,364,130    \$ 632,669,767

## EMPLOYEES RETIREMENT SYSTEM

(Continued)

**Efficiencies:**

Average Number of Days to Process Claims	3.7	3.7
Total Cost Paid per HealthSelect Member for Administration and Claims Processing	15.84	15.84

**Grand Total, EMPLOYEES RETIREMENT SYSTEM**

	<u>\$ 913,937,121</u>	<u>\$ 954,610,392</u>
--	-----------------------	-----------------------

**Method of Financing:**

General Revenue Fund, estimated	\$ 527,881,130	\$ 549,556,972
General Revenue Fund - Dedicated, estimated	43,529,567	45,268,245
State Highway Fund No. 006, estimated	145,441,529	152,395,194
Federal Funds, estimated	191,409,945	201,467,573
Other Special State Funds, estimated	<u>5,674,950</u>	<u>5,922,408</u>

**Total, Method of Financing**

	<u>\$ 913,937,121</u>	<u>\$ 954,610,392</u>
--	-----------------------	-----------------------

Number of Full-Time Equivalent Positions (FTE)	305.0	305.0
--	-------	-------

**Schedule of Exempt Positions**

Executive Director	\$123,000	\$123,000
--------------------	-----------	-----------

2. **Updated Actuarial Valuation.** The Employees Retirement System shall contract with an actuary to perform a limited actuarial valuation of the assets and liabilities of the Employees Retirement System as of February 28 in those years when the Legislature meets in regular session. The purpose of the valuation shall be to determine the effect of investment, salary, and payroll experience on the unfunded liability, the amortization period, and the state contribution rate which results in a 30-year amortization period of the Retirement System.
  
3. **Group Insurance Cost Containment Reporting.** None of the funds appropriated in this Act to the Employees Retirement System may be expended unless the Employees Retirement System reports to the Legislative Budget Board and the Governor's Office of Budget and Planning on the effectiveness and efficiency of the cost containment practices used by the agency to control group insurance claims through its managed care network system and other methods. The report shall be completed no later than January 1 of each year and shall be submitted in a form as the two offices may require.
  
4. **State Contribution to Employee Retirement Program.** The amount specified above in A.1.1., Retirement Contributions, is based on a state contribution of 6.00% of payroll, including annual membership fees of \$3 for contributing members for each fiscal year.
  
5. **State Contribution to Judicial Retirement Program (JRS-2).** The amount specified above in A.1.2., Judicial Retirement Plan 2, is based on a state contribution of 16.83% of payroll for contributing members for each fiscal year.
  
6. **State Contribution to Group Insurance for General State Employees.** Funds identified above for group insurance are intended to fund:
  - a. the total cost of the basic life and health coverage for all active and retired employees; and
  - b. fifty percent of the total cost of health coverage for the spouses and dependent children of all active and retired employees who enroll in coverage categories which include a spouse and/or dependent children.

In no event shall the total amount of state contributions allocated to fund coverage in an optional health plan exceed the actuarially determined total amount of state contributions that

**EMPLOYEES RETIREMENT SYSTEM**  
(Continued)

would be required to fund basic health coverage for those active employees and retirees who have elected to participate in that optional health plan.

During each fiscal year, the state's monthly contribution shall be determined by multiplying (a) the per capita monthly contribution as certified herein by (b) the total number of full-time active and retired employees enrolled for coverage during that month.

On or before the first day of May preceding each biennium, the Trustees of the Employees Retirement System shall certify to the Comptroller of Public Accounts, the Legislative Budget Board, and the Governor's Office of Budget and Planning for each fiscal year the per capita monthly contribution required in accordance with this rider for each full-time active and retired employee enrolled for coverage during the biennium.

7. **Administrative Cost Provision.** Funds identified above in A.1.3., Judicial Retirement Plan 1, include \$120,000 in each fiscal year to reimburse the Employee Retirement System for the cost of administering the Judicial Retirement Plan 1.
8. **Administrative Cost Provision.** Funds identified above in A.1.5., Law Enforcement Benefits, include \$28,000 in each fiscal year to reimburse the Employee Retirement System for the cost of administering the Law Enforcement Officials Death Benefits Program.
9. **Excess Benefit Arrangement Account.** There is hereby appropriated to the Employees Retirement System all funds transferred or deposited into the Excess Benefit Arrangement Account established in the General Revenue Fund for the purpose of paying benefits as authorized by Section 815.5072, Government Code.
10. **Transfer of Retirement Contributions and Group Insurance.** Appropriations made in this and other articles of this Act for Retirement and Group Insurance contributions shall be transferred by each agency from the Employees Retirement System to the agency based on estimated amounts by funding source for each fiscal year. Transfers should be made no later than September 15<sup>th</sup> of the year in which the payments are to be made. Adjustments and return of excess appropriation authority to the Employees Retirement System shall be completed by October 30<sup>th</sup> of the subsequent fiscal year. This provision only applies to agencies participating in the Uniform Statewide Payroll System.

**TEXAS ETHICS COMMISSION**

For the Years Ending	
August 31, 2000	August 31, 2001

**A. Goal: INFORMATION ON GOVERNMENT**

To increase the public's ability to access information about public officials, candidates for public office, and persons attempting to influence public officials and to assist people in understanding their responsibilities under the laws administered by the Commission, thereby enhancing the potential for individual participation in government.

**Outcome (Results/Impact):**

Percent of Advisory Opinion Requests Answered by Commission Within 60 Working Days of Receipt	95%	96%
Percent of Sworn Complaints Resolved within 180 Days of Receipt	88%	89%

**TEXAS ETHICS COMMISSION**  
(Continued)

<b>A.1.1. Strategy:</b> INFORMATION FILING	\$	868,784	\$	449,873
Serve as the repository for information required to be filed with the Commission and assist persons in accessing that information.				
<b>Output (Volume):</b>				
Number of Reports Logged within Two Working Days of Receipt		22,000		30,000
<b>A.1.2. Strategy:</b> ADVISE PUBLIC	\$	197,182	\$	195,182
Aid the public and those subject to the laws administered and enforced by the Commission in complying with and understanding those laws by responding quickly, accurately, and impartially to advisory opinion requests.				
<b>Output (Volume):</b>				
Number of Advisory Opinion Drafts Prepared by Staff		40		45
<b>Efficiencies:</b>				
Average Time (Working Days) to Respond to Legal Advisory Opinion Requests		28		28
<b>A.1.3. Strategy:</b> ENFORCEMENT	\$	285,196	\$	282,196
Enforce compliance with laws administered by the Ethics Commission by responding quickly and impartially to sworn complaints, by performing investigations where advisable, and by assessing penalties for late reports.				
<b>Output (Volume):</b>				
Number of Sworn Complaints Processed		95		98
<b>Efficiencies:</b>				
Average Time (Working Days) to Respond to Sworn Complaints		8		8
<b>A.2.1. Strategy:</b> ETHICS EDUCATION PROGRAM	\$	<u>53,750</u>	\$	<u>51,750</u>
To educate the public, state employees and those subject to the laws administered and enforced by the Commission by responding to requests for information about the application of ethics laws, by making public presentations, by prescribing clear reporting forms and guidelines, and by making educational materials broadly available.				
<b>Total, Goal A: INFORMATION ON GOVERNMENT</b>	\$	<u>1,404,912</u>	\$	<u>979,001</u>
<b>B. Goal: INDIRECT ADMINISTRATION</b>				
<b>B.1.1. Strategy: INDIRECT ADMINISTRATION</b>	\$	<u>533,330</u>	\$	<u>522,770</u>
<b>Grand Total, TEXAS ETHICS COMMISSION</b>	\$	<u><u>1,938,242</u></u>	\$	<u><u>1,501,771</u></u>
<b>Method of Financing:</b>				
General Revenue Fund	\$	1,868,771	\$	1,461,771
Appropriated Receipts		<u>69,471</u>		<u>40,000</u>
<b>Total, Method of Financing</b>	\$	<u><u>1,938,242</u></u>	\$	<u><u>1,501,771</u></u>

**TEXAS ETHICS COMMISSION**  
(Continued)

<b>Number of Full-time Equivalent Positions (FTE)</b>	33.0	33.0
<b>Schedule of Exempt Positions</b>		
Executive Director, Group 3	\$93,000	\$93,000
General Counsel	83,600	83,600

1. **Electronic Filing Systems.** Out of funds appropriated above to Strategy A.1.1., Information Filing, the Texas Ethics Commission shall expend \$350,000 in fiscal year 2000 to convert and create electronic filing systems, to purchase hardware for the agency's imaging system and to complete a project to enter all reports into the imaging system. Any unexpended balance of that amount on August 31, 2000 is appropriated to the agency for the same purpose in fiscal year 2001.
  
2. **Contingency Appropriation for House Bill 2611 and Senate Bill 418.** Contingent upon enactment of House Bill 2611, Senate Bill 418, or similar legislation relating to electronic filing and publication of reports filed with the agency, by the Seventy-sixth Legislature, the Ethics Commission is appropriated to Strategy A.1.1., Information Filing, \$450,000 in fiscal year 2000 out of the General Revenue Fund for the purpose of implementing the act. Any unexpended balance of that amount on August 31, 2000 is appropriated to the agency for the same purpose in fiscal year 2001. The Ethics Commission shall file each six months with the Governor, the Department of Information Resources and with the Legislative Budget Board progress reports, specifying the elements of cost, on the implementation of the electronic filing system and Internet access to reports filed with the Ethics Commission, as required by the act.

**PUBLIC FINANCE AUTHORITY**

	For the Years Ending	
	August 31,	August 31,
	<u>2000</u>	<u>2001</u>

**A. Goal: FINANCE CAPITAL PROJECTS**

To provide financing for capital projects and equipment, as authorized by the legislature, for client agencies to assist them in meeting their goals while ensuring those issuances are accomplished cost effectively and the resulting obligations are monitored and managed in the most efficient manner possible.

<b>A.1.1. Strategy: APPLICATIONS PROCESSING</b>	\$	277,293	\$	281,683 & U.B.
---	----	---------	----	-------------------

Process and review applications for debt financing submitted by client agencies and maintain cost control for cost-effective issuance.

**Output (Volume):**

Number of Requests for Financing, Defeasances, and Refundings Funded	10	10
--	----	----

<b>A.2.1. Strategy: BOND MANAGEMENT</b>	\$	415,940	\$	422,525 & U.B.
---	----	---------	----	-------------------

Manage bond proceeds and monitor covenants to ensure compliance.



**PUBLIC FINANCE AUTHORITY**  
(Continued)

**Output (Volume):**

Number of Financial Transactions Including Debt Service Payments	6,269	6,645
--	-------	-------

<b>A.2.2. Strategy:</b> BOND DEBT SERVICE	\$ _____	\$ _____
Make general obligation bond debt service payments in compliance with bond covenants.		

<b>Total, Goal A:</b> FINANCE CAPITAL PROJECTS	\$ 693,233	\$ 704,208
--	------------	------------

<b>Grand Total, PUBLIC FINANCE AUTHORITY</b>	<u>\$ 693,233</u>	<u>\$ 704,208</u>
--	-------------------	-------------------

**Method of Financing:**

General Revenue Fund	\$ _____	\$ 557,205
Appropriated Receipts	136,030	147,003
Bond Proceeds - Revenue Bonds	<u>557,203</u>	<u>                    </u>

<b>Total, Method of Financing</b>	<u>\$ 693,233</u>	<u>\$ 704,208</u>
-----------------------------------	-------------------	-------------------

<b>Number of Full-time Equivalent Positions (FTE)</b>	15.0	15.0
---	------	------

**Schedule of Exempt Positions and Per Diem of Authority Members**

Executive Director, Group 4	\$90,000	\$90,000
Per Diem of Authority Members	2,400	2,400

1. **Information Listing of Appropriated Funds.** The appropriations made in this and other Articles of this Act to the Texas Public Finance Authority for General Obligation Bond Debt Service are subject to the following provision. The following amounts shall be used for the purpose indicated.

	For the Years Ending August 31, <u>2000</u>	August 31, <u>2001</u>
Strategy A.2.2. Bond Debt Service	\$ 249,833,087	\$ 261,527,607 & U.B.
<b>Method of Financing:</b>		
General Revenue	242,699,455	254,388,766
General Revenue Fund-Dedicated - State Parks Account No. 64	4,133,632	4,138,841
Current Fund Balance	<u>3,000,000</u>	<u>3,000,000</u>
<b>Total, Method of Financing</b>		
Bond Debt Service	<u>\$ 249,833,087</u>	<u>\$ 261,527,607</u> & U.B.

2. **Appropriation of Interest and Sinking Funds.** Prior to the expenditure of funds appropriated out of the General Revenue Fund to pay debt service on general obligation bonds, the Public Finance Authority shall utilize any balances available in interest and sinking funds for said purpose. The Authority is hereby appropriated all amounts available in

**PUBLIC FINANCE AUTHORITY**  
(Continued)

interest and sinking funds, including any unexpended balances in these funds for the purpose of paying debt service on general obligation bonds.

3. **Transfer Authority, Bond Debt Service.** In compliance with the Bond Resolutions and Funds Management Agreements between the Texas Public Finance Authority and the Comptroller of Public Accounts, the Texas Public Finance Authority is hereby authorized to transfer funds, appropriated for bond debt service, into the appropriate Interest and Sinking Funds in amounts as necessary for the payment of principal and interest due on general obligation bonds. Such transfers shall be made no sooner than the day that bond debt service is required to be delivered in accordance with the Bond Resolutions and Funds Management Agreements. The Texas Public Finance Authority is also authorized to transfer funds appropriated for general obligation bond debt service to the Interest and Sinking Fund(s) to pay ongoing costs associated with the General Obligation Commercial Paper Program.
4. **Transfer and Appropriation of Master Lease Purchase Program Payments.** The Texas Public Finance Authority is hereby authorized to transfer each agency's share of administrative fees and lease payments pursuant to the Master Lease Purchase Program from each agency's appropriations made elsewhere in this Act to the Texas Public Finance Authority Master Lease Purchase Program cost of issuance fund(s) and the State Lease Fund Account, respectively. Transfers for administrative fees and lease payments shall not be made earlier than fifteen days prior to the date that the debt service payment is required. The Texas Public Finance Authority may transfer funds necessary for Master Lease Purchase Program debt service payments from the State Lease Fund Account to the Texas Public Finance Authority Master Lease Purchase Program interest and sinking fund(s).

The Texas Public Finance Authority is hereby appropriated balances held in and revenues accruing to the State Lease Fund Account and Texas Public Finance Authority Master Lease Purchase Program interest and sinking fund(s) for the purpose of making debt service and other payments in accordance with applicable laws, rules and covenants pertaining to the Master Lease Purchase Program.

Unexpended balances in and revenues accruing to the Texas Public Finance Authority Master Lease Purchase Program funds and cost of issuance fund(s) in excess of those appropriated in the Method of Financing are hereby appropriated to the Texas Public Finance Authority for administrative costs in operating the Master Lease Purchase Program.

5. **Appropriation and Transfer Authority for Revenue Bond Lease Payments.** Balances in and revenues accruing to the State Lease Fund Account and the Texas Public Finance Authority revenue bond interest and sinking fund(s) are hereby appropriated to the Texas Public Finance Authority for bond servicing costs on revenue bonds. Bond servicing costs shall include such costs as debt service payments, insurance premiums, paying agent fees, and other costs associated with the outstanding bonds.

The Texas Public Finance Authority is hereby authorized to transfer such amounts as necessary for the payment of bond servicing costs from the State Lease Fund Account to the Texas Public Finance Authority interest & sinking fund(s) or other debt service funds.

6. **Appropriation and Transfer Authority.** Appropriations to all agencies on whose behalf the Texas Public Finance Authority has, or will issue bonds, notes or other obligations are hereby authorized to be transferred to the Texas Public Finance Authority to the funds prescribed by the bond documents for payment of debt service. The monies so transferred are hereby appropriated to the Texas Public Finance Authority for payment of principal and interest on the bonds, notes or other obligations.
7. **Alternative Fuels Finance Program Payments.** The Texas Public Finance Authority is hereby appropriated all proceeds from the issuance and sale of revenue bonds, revenue

**PUBLIC FINANCE AUTHORITY**  
(Continued)

commercial paper, or other revenue obligations for the financing of alternative fuels projects. The Texas Public Finance Authority is hereby appropriated all balances held in and revenue accruing to the Texas Public Finance Authority Alternative Fuels Finance Program interest and sinking fund(s) for the purpose of making debt service and other payments in accordance with applicable laws, rules and covenants pertaining to the Alternative Fuels Finance Program. Unexpended balances in and revenues accruing to the Texas Public Finance Authority Alternative Fuels Finance Program Project fund(s) and cost of issuance fund(s) are hereby appropriated to the Texas Public Finance Authority for administrative costs associated with operating the Alternative Fuels Finance Program.

8. **Contingency Funding for Agency Operations.** In the event that there are not sufficient revenue bonds issued during fiscal years 1999-2001 to fund agency operations, the Texas Public Finance Authority is hereby appropriated, for fiscal years 2000 and 2001, out of the administrative fees collected from the participants in the Master Lease Purchase Program an amount not to exceed the amount shown above in the Method of Financing as "Bond Proceeds — Revenue Bonds." All revenue bond proceeds available for agency operations should be expended before the expenditure of Master Lease Purchase Program administrative fees.
9. **Unexpended Balances - Transfer of Bond Related Funds.** The Texas Public Finance Authority is hereby authorized to transfer all unexpended bond fund balances forward to the following fiscal year. Balances in and revenues accruing in these bond related funds are hereby appropriated to the Texas Public Finance Authority and may be transferred to the current fiscal year or prior fiscal years in order to make bond related payments and transfers in accordance with bond resolutions. Bond funds include but are not limited to construction (project) funds, acquisition funds, cost of issuance funds, rebate funds, capitalized interest funds and restoration funds.
10. **Contingency Appropriation: Additional Bond Issues.** In the event that the performance measure set forth above, "Number of Issues Processed" is exceeded in either fiscal year 2000 or 2001, the Public Finance Authority is hereby appropriated an additional amount not to exceed 20 percent of that year's appropriation made above to recover costs related to bond issuance for each fiscal year. Any additional appropriations made herein shall be applied one-half or 10 percent, to the strategy line item "A.1.1. Strategy: APPLICATIONS PROCESSING," and one-half or 10 percent, to the strategy line item "A.2.1. Strategy: BOND MANAGEMENT." All appropriations made herein shall be out of bond proceed set asides or reimbursements from agencies of state government; be in compliance with the provisions of Articles 601d through 601d-3, V.T.C.S., and any applicable bond covenants and any restrictions on reimbursements contained in Article IX of this Act.
11. **Defease General Obligation Superconducting Super Collider Bonds.** All unexpended balances remaining as of August 31, 1999, estimated to be \$30.0 million, from amounts appropriated to the Texas Public Finance Authority by House Bill 1, 75<sup>th</sup> Legislature, 1997, to pay debt service on the State's general obligation debt in fiscal years 1998 and 1999, are carried over to the 2000-01 biennium and appropriated to the Authority to defease as much of the outstanding Texas Public Finance Authority State of Texas General Obligation Refunding Bonds (Superconducting Super Collider Project), Series 1992C ("Bonds") as can be defeased with such unexpended balances. The Authority is hereby appropriated additional amounts not to exceed \$67.0 million in addition to the unexpended balances above, to pay debt service on and defease all remaining outstanding Bonds related to the Superconducting Super Collider Project.

## FIRE FIGHTERS' PENSION COMMISSIONER

	For the Years Ending	
	August 31, 2000	August 31, 2001
<b>A. Goal: SOUND PENSION FUNDS</b>		
To ensure that pension funds for emergency services personnel are actuarially sound and that their members receive the benefits to which they are entitled.		
<b>Outcome (Results/Impact):</b>		
Period to Amortize the Unfunded Actuarial Accrued Liability	8	8
<b>A.1.1. Strategy:</b> ADMINISTER PENSION FUND	\$ 253,391	\$ 236,571
Administer a pension fund for emergency services personnel by receiving contributions from governing entities; investing surplus funds; servicing member database; and providing services and benefit payments to members and their dependents.		
<b>Output (Volume):</b>		
Number of Retirement Payments Distributed	25,200	26,400
<b>Efficiencies:</b>		
Average Annual Administrative Cost Per Pension Plan Member	73	73
<b>A.2.1. Strategy:</b> ASSISTANCE & EDUCATION	<u>\$ 107,479</u>	<u>\$ 107,479</u>
Reconcile annual reports, confirm benefit determinations and refunds of contributions; interpret governing statutes and provide technical assistance; conduct educational seminars for pension board members and fund administrators; and distribute educational materials.		
<b>Output (Volume):</b>		
Number of Benefit Determinations for Local Funds	315	330
Number of Continuing Education Units Issued	271	271
<b>Efficiencies:</b>		
Average Time (Days) to Respond to Inquiries from Local Board Members	6	8
<b>Total, Goal A: SOUND PENSION FUNDS</b>	<u>\$ 360,870</u>	<u>\$ 344,050</u>
<b>Grand Total, FIRE FIGHTERS' PENSION COMMISSIONER</b>	<u>\$ 360,870</u>	<u>\$ 344,050</u>
<b>Method of Financing:</b>		
General Revenue Fund	\$ 107,479	\$ 107,479
Fire Fighters Relief and Retirement Fund No. 976	<u>253,391</u>	<u>236,571</u>
<b>Total, Method of Financing</b>	<u>\$ 360,870</u>	<u>\$ 344,050</u>
<b>Number of Full-time Equivalent Positions (FTE)</b>	7.5	7.5
<b>Schedule of Exempt Positions</b>		
Commissioner, Group 1	\$45,000	\$45,000

## STATE GENERAL SERVICES COMMISSION

	For the Years Ending August 31, 2000	August 31, 2001
--	--	--------------------

**A. Goal: GOODS AND SERVICES**

To provide or acquire goods and services in a cost effective manner, while providing business opportunities for Historically Underutilized Businesses (HUBs).

**Outcome (Results/Impact):**

Percent of Goods and Services Purchased From Term Contracts	50%	50%
Estimated Savings to State Agencies on Purchases From Central Supply Store	1,200,000	1,200,000
Percent Customer Satisfaction with CCTS Attained	95%	95%
Price of TEXAN Data Services as % of Industry Average	60%	60%
Estimated Costs Avoided for Customers by Utilization of Federal Personal Surplus Property	6,500,000	6,500,000

**A.1.1. Strategy: CENTRALIZED PURCHASING**      \$    3,521,076    \$    3,521,076

Administer a competitive purchasing system in a time-efficient, responsive manner that encourages HUB participation through bid solicitation process and through prime and subcontracting opportunities.

**Output (Volume):**

Number of New Term Contracts Developed	16	16
Number of Awards Made to HUBs Based on State Term and Schedule Contracts	115	115

**A.2.1. Strategy: CUSTODIAL SERVICES**      \$    5,006,635    \$    5,019,961

To offer state agencies different levels of custodial services from a variety of providers.

**Output (Volume):**

Number of Facilities Using GSC Service	16	16
--	----	----

**Efficiencies:**

Average Cost per Square Foot Provided Services	.083	.084
--	------	------

**A.3.1. Strategy: CENTRAL OFFICE SERVICES**      \$    9,056,944    \$    8,837,812

Provide for the timely and cost-effective delivery of services relating to repairs, mail processing, and office supply inventory.

**Output (Volume):**

Number of Pieces of Mail Delivered by Mail/Messenger	1,100,000	1,100,000
--	-----------	-----------

**A.4.1. Strategy: CAPITOL COMPLEX TELEPHONE**      \$    4,324,746    \$    4,324,746

Maintain and increase the capabilities of the Capitol Complex Telephone Systems.

**Output (Volume):**

CCTS Trouble Tickets Reported as a Percent of Total Basic Lines in Service	11%	11%
--	-----	-----

**Efficiencies:**

Average Response Time for Trouble Tickets (Hours)	2	2
---	---	---

**A.5.1. Strategy: TEX-AN NETWORK SERVICES**      \$    3,864,828    \$    3,864,828

Maintain TEX-AN Network Services.

**Output (Volume):**

Number of TEX-AN Work Orders Processed	4,200	4,200
--	-------	-------

**Efficiencies:**

Average Price per Intrastate Minute on TEX-AN	.108	.108
Average Price Per Toll-Free Minute on TEX-AN	.08	.08

**STATE GENERAL SERVICES COMMISSION**  
(Continued)

<b>A.6.1. Strategy:</b> TRAVEL MANAGEMENT	\$ 254,607	\$ 254,607
Address the travel needs of all executive branch state agencies through services provided under the State Travel Management Plan.		
<b>Output (Volume):</b>		
Number of Travelers Using Travel Contracts	35,500	35,500
<b>A.7.1. Strategy:</b> FEDERAL SURPLUS PROPERTY	<u>\$ 2,227,055</u>	<u>\$ 2,227,055</u>
Aggressively screen and procure federal surplus personal property suitable for donation to the public and eligible nonprofit agencies in Texas.		
<b>Output (Volume):</b>		
Dollar Amount of Federal Surplus Personal Property Donated	42,000,000	42,000,000
<b>Total, Goal A: GOODS AND SERVICES</b>	<u>\$ 28,255,891</u>	<u>\$ 28,050,085</u>

**B. Goal: FACILITIES MANAGEMENT**

To efficiently plan, provide, and manage state facilities.

**Outcome (Results/Impact):**

Percent Attained of the Applicable Performance Standards for Preventive Maintenance	35%	40%
Dollar Value of Deferred Maintenance Projects Remaining	63,119,165	55,719,165
Percentage of Leases Processed Within 90 Days	50%	50%
Cost Savings Achieved by Moving State Agencies From Leased Space to State-Owned Space	894,210	867,084
Percentage of Construction Projects Completed on Schedule and Within Budget	95%	95%

<b>B.1.1. Strategy:</b> FACILITIES OPERATION	\$ 21,830,471	\$ 21,266,284
--	---------------	---------------

Maintain and operate commission facilities in an efficient, effective, and environmentally safe manner through preventive maintenance, asbestos management, grounds maintenance, and energy consumption.

**Output (Volume):**

Ratio of Staff Hours Required to Staff Hours Available at Level of Actual Funding	60	60
---	----	----

**Efficiencies:**

Cost per Square Foot of All Building Activities (Except Utilities)	.98	.98
--	-----	-----

<b>B.2.1. Strategy:</b> DEFERRED MAINTENANCE	\$ 14,900,000	\$ U.B.
--	---------------	---------

Maintain infrastructure of state-owned buildings by eliminating deferred maintenance needs, improving mechanical systems reliability, and ensuring the safety of state property and its users.

**Output (Volume):**

Dollar Value of Projects Completed (in Millions)	7.5	7.4
--	-----	-----

<b>B.3.1. Strategy:</b> LEASING SERVICES	\$ 517,399	\$ 517,399
--	------------	------------

Provide leasing services to state agencies, including specification development, proposal evaluation, and contract verification and negotiation.

**Output (Volume):**

Number of Leases Processed	90	90
----------------------------	----	----

**STATE GENERAL SERVICES COMMISSION**  
(Continued)

<b>B.4.1. Strategy:</b> OFFICE SPACE MANAGEMENT	\$ 41,887,349	\$ 22,567,349
Provide facilities for state agencies through space and construction management.		
<b>Output (Volume):</b>		
Number of Construction Projects Managed	128	100
<b>B.4.2. Strategy:</b> LEASE PAYMENTS	\$ _____	\$ _____
Make lease payments on facilities financed through the Public Finance Authority.		
<b>Total, Goal B: FACILITIES MANAGEMENT</b>	<u>\$ 79,135,219</u>	<u>\$ 44,351,032</u>
<b>C. Goal:</b> INDIRECT ADMINISTRATION		
<b>C.1.1. Strategy:</b> CENTRAL ADMINISTRATION	\$ 2,872,627	\$ 2,872,627
<b>C.1.2. Strategy:</b> INFORMATION RESOURCES	\$ 3,790,391	\$ 3,789,391
<b>C.1.3. Strategy:</b> OTHER SUPPORT SERVICES	<u>\$ 967,979</u>	<u>\$ 967,979</u>
<b>Total, Goal C: INDIRECT ADMINISTRATION</b>	<u>\$ 7,630,997</u>	<u>\$ 7,629,997</u>
<b>Grand Total, STATE GENERAL SERVICES COMMISSION</b>	<u>\$ 115,022,107</u>	<u>\$ 80,031,114</u>
<b>Method of Financing:</b>		
General Revenue Fund	\$ 47,161,675	\$ 32,542,133
<u>General Revenue - Dedicated</u>		
Texas Department of Insurance Operating Fund Account No. 036	1,030,083	1,030,083
Surplus Property Service Charge Fund Account No. 570	<u>2,630,653</u>	<u>2,630,653</u>
Subtotal, General Revenue - Dedicated	<u>\$ 3,660,736</u>	<u>\$ 3,660,736</u>
<u>Other Funds</u>		
Appropriated Receipts	577,525	577,525
Interagency Contracts	23,352,171	22,300,720
Bond Proceeds - Revenue Bonds	<u>40,270,000</u>	<u>20,950,000</u>
Subtotal, Other Funds	<u>\$ 64,199,696</u>	<u>\$ 43,828,245</u>
<b>Total, Method of Financing</b>	<u>\$ 115,022,107</u>	<u>\$ 80,031,114</u>
<b>Number of Full-time Equivalent Positions (FTE)</b>	810.0	810.0
<b>Schedule of Exempt Positions</b>		
Executive Director, Group 4	\$81,120	\$81,120

**STATE GENERAL SERVICES COMMISSION**  
(Continued)

1. **Information Listing of Appropriated Funds.** The appropriations made in this and other Articles of this Act to the General Services Commission for lease payments to the Texas Public Finance Authority, are subject to the following provision. The following amounts shall be used for the purpose indicated.

	For the Fiscal Year Ending August 31, 2000	August 31, 2001
Strategy B.4.2., Lease Payments	\$ 44,360,375	\$ 46,134,068 <u>&amp; U.B.</u>
 Method of Financing:		
General Revenue Fund	\$ 41,374,164	\$ 43,160,070
<u>General Revenue Fund-Dedicated</u> Department of Insurance Operating Fund Account No.036	2,986,211	2,973,998
Total, Method of Financing, Lease Payments	\$ 44,360,375	\$ 46,134,068

2. **Capital Budget.** None of the funds appropriated above may be expended for capital budget items except as listed below. The amounts shown below shall be expended only for the purposes shown and are not available for expenditure for other purposes. Amounts appropriated above and identified in this provision as appropriations either for "Lease payments to the Master Lease Purchase Program" or for items with an "(MLPP)" notation shall be expended only for the purpose of making lease-purchase payments to the Texas Public Finance Authority pursuant to the provisions of V.T.C.S., Art. 601d, Sec. 9A.

	2000	2001
a. Construction of Buildings and Facilities		
(1) Construction of Buildings	\$ 40,270,000	\$ 20,950,000
b. Repair or Rehabilitation of Buildings and Facilities		
(1) Asbestos Abatement	U.B.	U.B.
(2) Deferred Maintenance	14,900,000	U.B.
(3) State Cemetery Improvements	\$ 60,000	\$ U.B.
Total, Repair or Rehabilitation of Buildings and Facilities	\$ 14,960,000	\$ U.B.
c. Acquisition of Information Resource Technologies		
(1) Computer Equipment	30,000	30,000
(2) Computer Equipment and Software	\$ 933,000	\$ 932,000
Total, Acquisition of Information Resource Technologies	\$ 963,000	\$ 962,000
d. Transportation Items		
(1) Vehicles	45,000	0
e. Acquisition of Capital Equipment and Items		
(1) Paper Folder	90,000	0
(2) Book Trimmer	\$ 123,490	\$ 0
Total, Acquisition of Capital Equipment and Items	\$ 213,490	\$ 0



**STATE GENERAL SERVICES COMMISSION**  
(Continued)

f. Lease Payments to the Master Lease Purchase Program (MLPP)			
(1) Lease Payments, 1994-95	6,958		0
(2) Lease Payments, 1996-97	11,242		5,602
(3) Lease Payments, 1998-99	<u>\$ 491,280</u>		<u>\$ 491,277</u>
Total, Lease Payments to the Master Lease Purchase Program (MLPP)	<u>\$ 509,480</u>		<u>\$ 496,879</u>
Total, Capital Budget	<u>\$ 56,960,970</u>		<u>\$ 22,408,879</u>

Method of Financing (Capital Budget):

General Revenue Fund	\$ 15,939,666		\$ 961,706
Interagency Contracts	751,304		497,173
Bond Proceeds - Revenue Bonds	<u>40,270,000</u>		<u>20,950,000</u>
Total, Method of Financing	<u>\$ 56,960,970</u>		<u>\$ 22,408,879</u>

3. **Unexpended Balances of Bond Proceeds Appropriated.** All unexpended balances remaining as of August 31, 1999, in funds provided by Texas Public Finance Authority Revenue Bonds for construction projects are hereby reappropriated to the General Services Commission (GSC) for the biennium beginning September 1, 1999, for the same purpose. Up to \$61.2 million of the unexpended balances reappropriated for the 2000-01 biennium may be used for construction projects as reflected in GSC's capital budget rider. (Estimated to be \$97,806,454).
4. **Appropriation of Construction and Planning Fund.** All unexpended and unobligated balances in revenues previously dedicated to the Construction and Planning Fund Account No. 12 and now deposited to the General Revenue Fund, as of August 31, 1999, and all revenues accruing pursuant to Section 2166.157, Title 10, Government Code, during the biennium beginning with the effective date of this Act (estimated to be \$60,158) are hereby appropriated to the Commission for the purposes stated in Section 2166.157, Title 10, Government Code.
5. **Appropriation of Unexpended Construction Funds.** Any unobligated balances remaining as of August 31, 1999, for property acquisition, repairs, and renovations are hereby appropriated for the 2000-2001 biennium for the same purpose and for any emergency repairs to facilities under the Commission's authority (estimated to be \$5,165,458). Any unobligated balances remaining as of August 31, 2000, are hereby appropriated for the same purposes for the fiscal year beginning September 1, 2000. The commission will notify the Legislative Budget Board and the Governor's Office of Budget and Planning of all expenditures for emergency repairs.
6. **Transfer Authority - Utilities.** In order to provide for unanticipated cost increases in purchased utilities during fiscal year 2000, the General Services Commission may transfer such amounts as may be necessary to cover such increases from appropriations made in fiscal year 2001 for utilities in B.1.1. Facilities Operation to amounts appropriated in fiscal year 2000 for utilities. Prior to transferring fiscal year 2001 funds into the 2000 fiscal year, notification shall be given to the Comptroller of Public Accounts of the amounts to be transferred and quarterly reports shall be filed with the Legislative Budget Board and the Governor's Office of Budget and Planning detailing the necessity for such transfers.
7. **Maintenance - Aircraft Pooling Board.** The General Services Commission shall be responsible for the maintenance of state owned real property and facilities acquired for use by the Aircraft Pooling Board.

## STATE GENERAL SERVICES COMMISSION

(Continued)

8. **Approval of Space Leases and Bid Specifications.** All state office space leases and bid specifications must be approved by the Space Management Division of the General Services Commission before signed or published by an agency. Bid specifications and leases will be considered approved if no exception is taken by the Commission within 15 working days.
9. **Employee Testing.** Out of the funds appropriated herein, the General Services Commission is authorized to pay for medical testing for employees or prospective employees that work in high risk environment areas (e.g., asbestos removal, sewage). Funds appropriated above may also be expended for immunizations which are required of employees at risk in the performance of these duties. Testing deemed necessary under this provision must be approved by the Executive Director and obtained for the safety of the employee or the general public.
10. **Telecommunications Capital Budget Purchases.** The General Services Commission is hereby authorized to expend funds appropriated elsewhere in this Act to acquire equipment that may be necessary to facilitate cost savings or technical advancements associated with the Capital Complex Telephone System (CCTS) or TEX-AN Statewide Telecommunications System. The General Services Commission shall coordinate any equipment acquisitions associated with the TEX-AN Statewide Telecommunications System, to be redesigned and underway by September 1, 1999, with the Telecommunications Planning Group. The General Services Commission shall notify the Legislative Budget Board and the Governor's Office of Budget and Planning of any such acquisition.
11. **Office Notification Policy.** Before relocation of an office, execution of a contract for lease of a state office, or before implementing a change in policy which affects office location, the Legislative members for the respective district must be notified to the extent possible.
12. **Reimbursements, Federal Funds.** The General Services Commission is hereby authorized to return to the federal government, funds that were incorrectly included in its cost recovery billings to agencies that receive federal funds. Before a refund can be made to the federal government, a statement of fact must be provided to the State Auditor, and the State Auditor must approve the reimbursement before the State Comptroller can issue the refund.
13. **Cost Recovery, Reimbursement of General Revenue Funds.** In the event that the Leasing Services Program or any other function funded with general revenue in the above strategies, recovers operational costs through reimbursements from other agencies or entities, the General Services Commission shall reimburse the General Revenue Fund for the amounts expended. Upon reimbursement, the Comptroller shall transfer these funds to unappropriated general revenue balances.
14. **General Services Commission's Revolving Account.** It is the intent of the Legislature that the Comptroller of Public Accounts maintain the "General Services Commission's Revolving Account" to account for the expenditures, revenues, and balances of its full cost-recovery operations of Business Machine Repairs, Central Store, Print Shops, Minor Construction, Vehicle Fleet Maintenance, and Design/Construction Management. The expenditures, revenues, and balances for each operation shall be maintained separately by the General Services Commission within its accounting system. Any unobligated balances for these operations as of August 31, 1999 (estimated to be \$290,000) are hereby appropriated to the General Services Commission for use during the 2000-2001 biennium, along with any revenues received during the biennium. Any unobligated balances as of August 31, 2000, are reappropriated for the same use during fiscal year 2001.
15. **Appropriations Limited to Revenue Collections.** It is the intent of the Legislature that fees, fines and other miscellaneous revenues as authorized and generated by the operation of the Federal Surplus Property program cover, at a minimum, the cost of the appropriations made above for strategy item A.7.1., Federal Surplus Property, as well as the "other direct and indirect costs" associated with this program, appropriated elsewhere in this Act. "Other direct

**STATE GENERAL SERVICES COMMISSION**  
(Continued)

and indirect costs" for strategy item A.7.1., Federal Surplus Property are estimated to be \$449,960 for fiscal year 2000 and \$455,835 for fiscal year 2001. In the event that the actual and/or projected revenue collections are insufficient to offset the costs identified by this provision, the Legislative Budget Board may direct that the Comptroller of Public Accounts reduce the appropriation authority provided herein to be within the amount of fee revenue expected to be available.

16. **Unexpended Balances, Bidders List Fees.** The General Services Commission is hereby authorized to carry forward unexpended balances received from bidders list fees collected during fiscal year 2000 to fiscal year 2001 for the cost of maintaining a consolidated statewide bidders list.
17. **Electronic Purchasing Costs.** The General Services Commission (GSC) is authorized to establish an electronic purchasing service for all state agencies and institutions of higher education that choose to use it. This service may only be provided on a full cost recovery basis, such that agencies and institutions of higher education will pay for their share of the costs of this service. In addition, the GSC is authorized to charge vendors for their share of the costs related to electronic purchasing. Any such reimbursement amounts are hereby reappropriated to the GSC. As an alternative to charging vendors, GSC may enter into agreements with vendors so that payments for electronic purchasing costs are made by GSC and a vendor on a pro rata basis.
18. **Stand by Pay.** It is expressly provided that the General Services Commission, to the extent permitted by law, may pay compensation for on-call time at the following rates: credit for one hour worked for each day on-call during the normal work week, and 2 hours worked for each day on-call during weekends and on holidays. This credit shall be in addition to actual hours worked during normal duty hours and actual hours worked during on-call status. For employees subject to the Fair Labor Standards Act (FLSA) an hour of on-call service shall be considered to be an hour worked during the week for purposes of the FLSA only to the extent required by federal law.
19. **Appropriation: Unexpended Balances and Contingent Revenue.** Any unexpended balances as of August 31, 1999, in excess of \$962,192 and revenues collected in Fund 570 (Surplus Property Service Charge Fund Account) in excess of \$2,832,000 in fiscal year 2000 and \$2,832,000 in fiscal year 2001 are hereby appropriated to the General Services Commission for costs associated with operations of the Federal Surplus Property Program. Any balances remaining on August 31, 2000 are appropriated for fiscal year 2001.
20. **Capitol Complex—Utilities.** Notwithstanding any other provision in this Act, the General Services Commission shall be responsible for the payment of all utility costs out of appropriated funds in Strategy B.1.1., Facilities Operation, for the Capitol, the Capitol Extension, the Historic Capitol Grounds, and the 1857 General Land Office Building, and the State History Museum.
21. **Sale of Property at Robert Mueller Municipal Airport.** If the sale of state property at Robert Mueller Municipal Airport occurs in the fiscal year ending August 31, 1999, any unexpended balances in the sales proceeds, estimated to be \$5,000,000, are hereby appropriated to the General Services Commission for the relocation-related expenditures of the Aircraft Pooling Board for the 2000–2001 biennium. However, if the sale of that property occurs after September 1, 1999, the sale proceeds are also appropriated to the General Services Commission for the relocation-related expenditures of the Aircraft Pooling Board for the 2000–2001 biennium.

**STATE GENERAL SERVICES COMMISSION**  
(Continued)

22. **County Employee Travel.** All fees paid by local governments to the General Services Commission (GSC) for local law enforcement officials and county employees to use GSC travel service contracts when transporting a state prisoner or traveling on official county business are hereby appropriated to GSC to recover agency costs. (Estimated to be \$78,000).
23. **State Owned Housing.** A State Cemetery employee is authorized to live in the State Cemetery Caretaker's residence as set forth in Article IX, Section 9-10.18, State Owned Housing - Recover Housing Costs, of this Act. Funds recovered for employee housing are hereby appropriated to the agency to maintain the State Cemetery Caretaker's residence.
24. **Night Shift Differential.** It is expressly provided that the General Services Commission, to the extent provided by law, is hereby authorized to pay an additional night shift differential to Print Shop and Building and Property Service employees.
25. **Texas State Cemetery.** Out of the funds appropriated above, there is hereby allocated \$531,000 for the biennium beginning September 1, 1999, for the purpose of constructing and furnishing a memorial center at the Texas State Cemetery and for developing a master plan for the cemetery annex.
26. **Management Evaluation and Training.** Out of funds appropriated above, an amount not to exceed \$600,000 for the biennium may be expended for management evaluation and training contract services for the Commission. The focus and elements of the Commission's evaluation and training shall be developed and monitored by the State Auditor's Office. All expenditures for this purpose must be approved in advance by the State Auditor's Office.

An additional amount not to exceed \$85,000, out of funds appropriated above, may be used to reimburse the State Auditor's Office for actual costs related to development and oversight responsibilities of the Commission's management evaluation and training. Documentation of actual costs shall be made to the Comptroller of Public Accounts, who shall reimburse the State Auditor's Office upon submission of adequate documentation.

Expenditures for contract services authorized under this provision and funded out of bond proceeds, shall be limited to services necessary for and directly related to bond-financed construction projects and the management of such projects. Expenditures related to this evaluation and training shall be made out of appropriations above, from the funding sources and in the proportions shown below:

Telecommunications Revolving Fund	40%
Bond Proceeds	60%.

27. **State-Owned Space.** It is the intent of the Legislature that state agencies be located in state-owned buildings or facilities whenever possible. The General Services Commission shall prioritize state-owned buildings or space when locating office space for state agencies.
28. **Contingency Appropriation for Senate Bill 1127.** Contingent upon the enactment of Senate Bill 1127, or similar legislation relating to the purchase of goods and services, by the Seventy-sixth Legislature, Regular Session, out of funds appropriated above, the General Services Commission is authorized to spend an amount not to exceed \$3,343,000 for fiscal year 2000 and an amount not to exceed \$1,542,000 for fiscal year 2001 out of the General Revenue Fund and other unexpended balances appropriated above for technology upgrades and improvements. The General Services Commission is hereby authorized to transfer funds appropriated above to the appropriate strategy items listed above. All expenditures for technology upgrades and improvements must be reviewed and approved by the Legislative Budget Board and the Governor.

## OFFICE OF THE GOVERNOR

	For the Years Ending August 31, 2000	August 31, 2001
--	--	--------------------

**Out of the General Revenue Fund:**

**A. Goal: GOVERN THE STATE**

Formulation of Balanced State Policies

A.1.1. <b>Strategy:</b> SUPPORT GOVERNOR & STATE Provide Support to Governor and State Agencies	\$ 4,159,879	\$ 4,197,759
--	--------------	--------------

A.1.2. <b>Strategy:</b> APPOINTMENTS Develop and Maintain System of Recruiting, Screening, and Training	\$ 517,811	\$ 509,551
---	------------	------------

A.1.3. <b>Strategy:</b> COMMUNICATIONS Maintain Open, Active and Comprehensive Communications, Scheduling and Correspondence Functions	\$ 2,095,402	\$ 2,119,367
---	--------------	--------------

A.1.4. <b>Strategy:</b> GOVERNOR'S MANSION Maintain and Preserve Governor's Mansion	\$ 349,448	\$ 350,753
--	------------	------------

Total, Goal A: GOVERN THE STATE	\$ 7,122,540	\$ 7,177,430
---------------------------------	--------------	--------------

Grand Total, OFFICE OF THE GOVERNOR	\$ 7,122,540	\$ 7,177,430
-------------------------------------	--------------	--------------

Number of Full-time Equivalent Positions (FTE)	137.0	137.0
--	-------	-------

**Schedule of Exempt Positions**

Governor, Group 5	\$115,345	\$115,345
-------------------	-----------	-----------

1. **Capital Budget.** Funds appropriated above may be expended for capital budget items listed below. The amounts identified for each item may be adjusted or expended on other capital expenditures, subject to the aggregate dollar restrictions on capital budget expenditures provided in the General Provisions of this Act.

	2000	2001
--	------	------

Out of the General Revenue Fund:

a. Acquisition of Information Resource Technologies (1) Local Area Network	\$ 50,300	\$ 95,000
---	-----------	-----------

Total, Capital Budget	\$ 50,300	\$ 95,000
-----------------------	-----------	-----------

2. **Unexpended Balances.** Any unexpended balances as of August 31, 2000, in the appropriations made herein to the Office of the Governor are hereby reappropriated for the same purposes for the fiscal year beginning September 1, 2000.
3. **Designation of Exempt Positions.** Pursuant to the provisions of this Act and other state and federal legislation, and notwithstanding restrictions in this Act relative to the authority of the Governor to exempt positions from the Position Classification Act of 1961, the Governor may designate the title and compensation rate of exempt positions to be used by the Office of the Governor.

**OFFICE OF THE GOVERNOR**  
(Continued)

4. **Governor's Salary.** The salary provided by this Act for the governor is an annual salary and is not reduced during the governor's absence from the state.
5. **Transfer Authority.** Notwithstanding limitations on appropriation transfers contained in the General Provisions of this Act, the Office of the Governor is hereby authorized to direct agency resources, and transfer such amounts appropriated above between appropriation items. The Governor may transfer appropriations and FTEs within the Office of the Governor and for Trusteed Programs, and may assign appropriations and the corresponding FTEs for Trusteed Programs to other agencies.
6. **Unexpended Balances.** Any unexpended balances as of August 31, 1999 in appropriations made to the Office of the Governor, including appropriations for Trusteed Programs, estimated to be \$2,927,000, are hereby reappropriated to the Office of the Governor for the biennium beginning September 1, 1999.
7. **Capital Expenditures Authorized.** Notwithstanding the limitations placed on the expenditure of funds for capital budget items contained in this Act, the Office of the Governor is hereby authorized to expend funds appropriated to the Office of the Governor, and the Trusteed Programs Assigned to the Office of the Governor for the acquisition of capital budget items.
8. **Advisory Committee Reimbursement.** Notwithstanding any other provisions in this Act, the Governor may authorize the reimbursement of advisory committee members for travel and lodging expenses incurred when performing state business.

**TRUSTEED PROGRAMS WITHIN THE OFFICE OF THE GOVERNOR**

	For the Years Ending	
	August 31, 2000	August 31, 2001
<b>A. Goal: PROGRAMS ASSIGNED</b>		
Administer Programs Assigned to the Governor		
<b>Outcome (Results/Impact):</b>		
Percentage of CJD Grants Complying with CJD Guidelines	98%	98%
Estimated Production Budgets of Films/Videos Made in Texas (In Millions)	175	185
Number of Public Entities Reporting ADA Compliance Actions for the First Time	200	200
Percentage of Participants at Women's Commission Conferences or Meetings Rating the Activity as Satisfactory or Better	95%	95%
<b>A.1.1. Strategy: AGENCY GRANT ASSISTANCE</b>	\$ 4,500,000	\$ U.B.
Provide Emergency and Deficiency Grants to State Agencies		
<b>A.1.2. Strategy: DISASTER FUNDS</b>	\$ 7,000,000	\$ U.B.
Provide Disaster Funding		
<b>A.1.3. Strategy: REGIONAL GRANT ASSISTANCE</b>	\$ 2,500,000	\$ 2,500,000
Provide Financial Grant Assistance to Regional Planning Commissions		
<b>A.1.4. Strategy: CRIMINAL JUSTICE</b>	\$ 87,655,236	\$ 88,465,236
Research, Provide Seed Money to, and to Promote Replication of Measurably Successful Programs in Criminal Justice		

**TRUSTEED PROGRAMS WITHIN THE OFFICE OF THE GOVERNOR**  
(Continued)

<b>Output (Volume):</b>		
Number of Grants Currently Operating	1,100	1,200
<b>A.1.5. Strategy:</b> FILM AND MUSIC MARKETING Market Texas as a Film Location and Promote the Texas Music Industry	\$ 659,341	\$ 660,657
<b>Output (Volume):</b> Number of Individuals and Companies Assisted by Texas Music Office	5,250	5,500
<b>A.1.6. Strategy:</b> ADA REQUIREMENTS Inform Organizations and General Public of Americans With Disabilities Act Requirements	\$ 279,535	\$ 288,135
<b>Output (Volume):</b> Number of Local Volunteer Committees on People With Disabilities Supported	32	32
<b>A.1.7. Strategy:</b> WOMEN'S GROUPS Network Statewide Women's Groups in Texas	\$ 140,836	\$ 140,685
<b>Output (Volume):</b> Number of Women's and Community Outreach Activities Conducted	20	20
<b>A.1.8. Strategy:</b> TEXAS ISSUES Make Texas Issues Known at Membership Meetings	\$ 740,582	\$ 740,582
<b>Total, Goal A: PROGRAMS ASSIGNED</b>	<u>\$ 103,475,530</u>	<u>\$ 92,795,295</u>
<b>Grand Total, TRUSTEED PROGRAMS WITHIN THE OFFICE OF THE GOVERNOR</b>	<u>\$ 103,475,530</u>	<u>\$ 92,795,295</u>
<b>Method of Financing:</b>		
General Revenue Fund	\$ 16,351,530	\$ 4,861,295
<u>General Revenue Fund - Dedicated</u>		
Criminal Justice Planning Account No. 421	22,800,000	23,600,000
Crime Stoppers Assistance Account No. 5012	<u>460,000</u>	<u>470,000</u>
Subtotal, General Revenue Fund - Dedicated	<u>\$ 23,260,000</u>	<u>\$ 24,070,000</u>
Federal Funds	<u>63,864,000</u>	<u>63,864,000</u>
<b>Total, Method of Financing</b>	<u>\$ 103,475,530</u>	<u>\$ 92,795,295</u>
<b>Number of Full-time Equivalent Positions (FTE)</b>	61.0	61.0

1. **Capital Budget.** Funds appropriated above may be expended for capital budget items listed below. The amounts identified for each item may be adjusted or expended on other capital expenditures, subject to the aggregate dollar restrictions on capital budget expenditures provided in the General Provisions of this Act.

**TRUSTEED PROGRAMS WITHIN THE OFFICE OF THE GOVERNOR**  
(Continued)

	<u>2000</u>	<u>2001</u>
a. Acquisition of Information Resource Technologies		
(1) Local Area Network	\$ 107,200	\$ 68,500

Method of Financing (Capital Budget):

General Revenue Fund	\$ 15,000	\$ 5,625
General Revenue Fund - Dedicated - Criminal Justice Planning Account No. 421	<u>92,200</u>	<u>62,875</u>
<b>Total, Method of Financing</b>	<u>\$ 107,200</u>	<u>\$ 68,500</u>

2. **Emergency, Deficiency and Disaster Grants.** Any unexpended balances as of August 31, 1999, in appropriations for deficiency, emergency and disaster grants made in House Bill 1, Seventy-fifth Legislature, Regular Session, estimated to be \$4.4 million, are hereby reappropriated for the biennium beginning September 1, 1999. The purposes of these appropriations are for payments of claims arising prior to the convening of the next Legislature by the Governor in accordance with Section 403.075, Government Code for emergency use in accordance with Sections 401.061-401.065, Government Code, for grants-in-aid in cases of disasters, and for other purposes needed in the operations of State departments and agencies, including legal defense of officials and employees. Upon certification by the Governor that an emergency exists within the scope of the above cited provisions in an agency funded out of special funds, there are hereby appropriated amounts necessary from special funds to meet the deficiency, emergency or disaster. The Comptroller of Public Accounts shall transfer from the special fund to the appropriation account the amount certified as necessary to meet the deficiency, emergency or disaster. Transfers made under this provision shall be made only when sufficient balances over appropriated amounts exist in the special fund. The Governor may, according to the terms of the deficiency, emergency or disaster award, require the agency to repay all or part of the award. The repayment may be accomplished by purchase voucher, journal entry, or other procedures established by the Governor's Office with the concurrence of the Comptroller of Public Accounts.
  
3. **Appropriation of Earned Federal Funds.** Any balances remaining as of August 31, 1999, plus any revenues received during the biennium beginning September 1, 1999 identified as earned federal funds (estimated to be \$1.5 million) are hereby appropriated to the Office of the Governor for use in the operations of the office.
  
4. **Use of Assistance to Regional Planning Commissions.** Funds appropriated above for Assistance to Regional Planning Commissions, are to provide assistance to metropolitan and rural regional planning commissions exercising the planning functions authorized by Chapter 570, Acts of the Fifty-ninth Legislature, Regular Session, 1965, as amended, and for administrative expenses (including salaries, professional fees and services, part-time and seasonal help, travel, consumable supplies and materials, current and recurring operating expenses, and capital outlay) relating to services to the regional planning agencies.
  
5. **Reporting Requirements, Assistance to Regional Planning Commissions.** Every recipient of funds appropriated for Assistance to Regional Planning Commissions, shall annually publish a complete financial statement, including a listing of receipts and expenditures by accounts, together with an enumeration of each employee of the recipient, by job title, and the annual compensation of each, and such financial statement shall be made available to each member of the Legislature, and other state officials in compliance with the Distribution of Reports listed in the General Provisions of this Act.



**TRUSTEED PROGRAMS WITHIN THE OFFICE OF THE GOVERNOR**  
(Continued)

6. **Transfer Authority for Deficiency and Emergency Grants and Disaster Funds.** In accordance with applicable statutes and to facilitate current accounting and reporting procedures; the Governor's Office may transfer funds and/or budget authority via Journal Voucher or other similar means as may be prescribed by the Comptroller of Public Accounts from Strategy A.1.1., Agency Grant Assistance and Strategy A.1.2., Disaster Funds to recipient agencies.
7. **Oversight Related to Councils of Government.** The Office of the Governor shall adopt procedures and requirements related to the operation and oversight of councils of governments, including restrictions on the expenditures of funds, annual reporting requirements, annual audit requirements, and performance and productivity evaluations of the councils.
8. **Unexpended Balances.** Any unexpended balances as of August 31, 2000 in the appropriations made herein to the Trusteed Programs within the Office of the Governor are hereby reappropriated for the same purpose for the fiscal year beginning September 1, 2000.
9. **Federal Grants.** Funds received from the federal government for grants to the Trusteed Programs within the Office of the Governor that are directed to earn interest for the 2000-2001 biennium will be deposited to fund 224, Governor's Office Federal Project, and are to be expended as directed by the grant.
10. **Sunset Contingency.** Funds appropriated above in Strategy A.1.6 for fiscal year 2001 for the Committee on People with Disabilities are made contingent on the continuation of the Committee on People with Disabilities by the Legislature. In the event the committee is not continued, the funds appropriated for fiscal year 2000 or as much thereof as may be necessary are to be used to provide for the phase out of committee operations.
11. **Project Spotlight.** Out of the funds appropriated above in Strategy A.1.4., Criminal Justice, the Office of the Governor shall allocate \$3,150,000 in fiscal year 2000 and \$2,100,000 in fiscal year 2001 of the Criminal Justice Planning Account No. 421 to establish a grant program to improve the enforcement of the terms of juvenile and adult probation for gang members in the seven largest urban counties.
12. **Evaluation of Project Spotlight.** It is the intent of the Legislature that the Criminal Justice Division of the Office of the Governor evaluate the effectiveness of Project Spotlight on crime statistics in the seven target areas: Harris, Dallas, Bexar, Travis, Nueces, Tarrant, and El Paso counties. This evaluation should review the effect of Project Spotlight on the following crime measures: the percent reduction in the violent crime rate in targeted areas; the percent increase in the number of arrests made as a result of Project Spotlight; the number of community supervision or parole violations identified and resulting in revocation of community supervision or parole; and the percentage of youth/adults re-arrested within six months of successfully completing community supervision.  
  
During the 2000-01 biennium, Project Spotlight should result in an annual reduction of 20 percent in the violent crime rate for targeted areas; and a recidivism rate of 25 percent for the target population that is adjudicated or convicted of felony offenses within six months of successfully completing community supervision. The Criminal Justice Division of the Office of the Governor should provide the Seventy-seventh Legislature with a progress report on the evaluation of Project Spotlight by January 1, 2001. This evaluation may include other appropriate short and long term outcomes for Project Spotlight that the Criminal Justice Division of the Office of the Governor develops and measures with assistance from state universities and/or state agencies with expertise in research and evaluation.
13. **Drug Task Forces.** Out of funds appropriated above in Strategy A.1.4., Criminal Justice, the Criminal Justice Division of the Office of the Governor is authorized to provide the local matching funds required for cities or counties with less than 50,000 residents to participate in

**TRUSTEED PROGRAMS WITHIN THE OFFICE OF THE GOVERNOR**  
(Continued)

drug task forces. The Criminal Justice Division may develop criteria for payment of local matching funds, including a requirement that any matching funds paid by the state not supplant funds used by the local government for law enforcement purposes.

14. **Criminal Justice Planning Funds.** From funds appropriated above in Strategy A.1.4., Criminal Justice, the Criminal Justice Division shall transfer \$3,898,843 in fiscal year 2000 and \$3,878,407 in fiscal year 2001 funds from General Revenue - Dedicated Criminal Justice Planning Account No. 421 to the Texas Department of Criminal Justice (TDCJ). The amounts transferred by this provision do not require a grant application and are not restricted to project specific purposes. CJD may require a periodic accounting from TDCJ regarding its expenditures from these funds.
15. **Implementation of House Bill 424.** Out of funds appropriated above in General Revenue-Dedicated Criminal Justice Planning Account No. 421, not more than \$903,000 in fiscal year 2000 and not more than \$1,575,000 in fiscal year 2001 may be expended for the implementation of House Bill 424, if such Act should become law.

**HISTORICAL COMMISSION**

For the Years Ending	
August 31,	August 31,
<u>2000</u>	<u>2001</u>

**A. Goal: HISTORICAL PRESERVATION**

Preserve our state's irreplaceable historic landmarks and artifacts for the enjoyment, education, and benefit of the public, and the enrichment of future generations.

**Outcome (Results/Impact):**

Number of Properties Protected Through Designations Annually	2,295	2,341
Number of Individuals Provided Training in Historic and Archeological Preservation	17,425	17,850
Percentage of Rehabilitations Completed	85%	85%

<b>A.1.1. Strategy: ARCHITECTURAL ASSISTANCE</b>	\$ 660,470	\$ 625,410
--	------------	------------

Protect Texas' diverse architectural heritage by providing technical assistance for the responsible rehabilitation and preservation of properties.

**Output (Volume):**

Number of Historic Properties Provided Technical Assistance, Monitoring, and Mandated State and/or Federal Architectural Reviews in Order to Encourage Preservation	2,450	2,500
---	-------	-------

<b>A.1.2. Strategy: PRESERVATION TRUST FUND</b>	\$ 2,907,548	\$ 432,608
---	--------------	------------

Provide financial assistance through the Preservation Trust Fund for critical preservation projects.

**Output (Volume):**

Number of Preservation Trust Fund Grants Awarded	20	25
--	----	----

<b>A.1.3. Strategy: ARCHEOLOGICAL HERITAGE PROTECTION</b>	\$ 1,709,452	\$ 1,124,179
---	--------------	--------------

Protect Texas' diverse archeological heritage through state and federally mandated cultural resource reviews, historic property management programs, volunteer efforts, and public outreach.

**HISTORICAL COMMISSION**  
(Continued)

**Output (Volume):**

Number of Construction Projects Reviewed for Archeological Impact	8,000	8,000
Number of Outreach and Technical Materials Distributed Through Print or Electronic Media	68,000	69,360

**A.1.4. Strategy: EVALUATE/INTERPRET**

<b>RESOURCES</b>	<b>\$ 1,908,623</b>	<b>\$ 929,423</b>
Provide information, programs, and services to private, public, and non-profit constituents for the identification, evaluation, preservation, and interpretation of historic resources.		

**Output (Volume):**

Number of Public Presentations and Workshops Given	66	66
Number of Sites, Properties and Other Historical Resources Evaluated	5,365	5,390

**A.2.1. Strategy: DEVELOPMENT ASSISTANCE**

<b>RESOURCES</b>	<b>\$ 1,171,446</b>	<b>\$ 1,171,446</b>
Provide technical assistance to public, private, and non-profit entities to encourage the process of preservation, development, and revitalization of Main Street cities, promotion and development of heritage tourism, and other local and regional heritage initiatives.		

**Output (Volume):**

Number of Technical Assists Provided to Public, Private, and Non-profit Entities	13,425	13,575
--	--------	--------

<b>Total, Goal A: HISTORICAL PRESERVATION</b>	<b>\$ 8,357,539</b>	<b>\$ 4,283,066</b>
---	---------------------	---------------------

**B. Goal: INDIRECT ADMINISTRATION**

<b>B.1.1. Strategy: INDIRECT ADMINISTRATION</b>	<b>\$ 884,211</b>	<b>\$ 884,211</b>
---	-------------------	-------------------

<b>Grand Total, HISTORICAL COMMISSION</b>	<b>\$ 9,241,750</b>	<b>\$ 5,167,277</b>
---	---------------------	---------------------

**Method of Financing:**

General Revenue Fund	\$ 6,903,819	\$ 2,639,619
----------------------	--------------	--------------

General Revenue Fund - Dedicated - Texas Preservation Trust Fund Account No. 664	375,000	400,000
--	---------	---------

Federal Funds	631,192	631,192
---------------	---------	---------

Other Funds

Appropriated Receipts	447,739	447,739
Interagency Contracts	<u>884,000</u>	<u>1,048,727</u>

Subtotal, Other Funds	<u>\$ 1,331,739</u>	<u>\$ 1,496,466</u>
-----------------------	---------------------	---------------------

<b>Total, Method of Financing</b>	<b>\$ 9,241,750</b>	<b>\$ 5,167,277</b>
-----------------------------------	---------------------	---------------------

<b>Number of Full-time Equivalent Positions (FTE)</b>	<b>97.0</b>	<b>97.0</b>
---	-------------	-------------

**Schedule of Exempt Positions**

Executive Director, Group 2	\$77,500	\$77,500
-----------------------------	----------	----------

**HISTORICAL COMMISSION**  
(Continued)

1. **Capital Budget.** None of the funds appropriated above may be expended for capital budget items except as listed below. The amounts shown below shall be expended only for the purposes shown and are not available for expenditure for other purposes. Amounts appropriated above and identified in this provision as appropriations either for "Lease Payments to the Master Lease Purchase Program" or for items with an "(MLPP)" notation shall be expended only for the purpose of making lease-purchase payments to the Texas Public Finance Authority pursuant to the provisions of V.T.C.S., Art. 601d, Sec. 9A.

	2000	2001
<b>Out of the General Revenue Fund:</b>		
a. <b>Repair or Rehabilitation of Buildings and Facilities</b>		
(1) <b>Repair/Rehabilitation of Sam Rayburn House Museum Structures</b>	\$ 50,000	\$ U.B.
b. <b>Acquisition of Information Resource Technologies</b>		
(1) <b>Personal Computers and Local Area Network</b>	\$ 47,000	\$ 47,000
<b>Total, Capital Budget</b>	\$ 97,000	\$ 47,000

2. **Sam Rayburn House Caretaker.** A designated employee of the Texas Historical Commission may be provided the caretaker's cottage and utilities in return for living on the grounds of the Sam Rayburn House Museum in Bonham, Texas.
3. **Cost Recovery of Historical Markers.** It is the intent of the Legislature that the Historical Commission recover the full costs of historical markers.
4. **Promotional Materials.** The Texas Historical Commission is hereby authorized to purchase promotional educational materials for resale or donation purposes during the biennium beginning September 1, 1999. All receipts received from the sale of these materials (estimated at \$1,000 in each year and included above) are appropriated to the Commission for the administration and operation of agency programs. Any unexpended balances on hand as of August 31, 2000, from the sale of these materials are appropriated for the fiscal year beginning September 1, 2000.
5. **Registration of Historic Cemeteries.** The Texas Historical Commission is hereby authorized to collect funds for the registration of historic cemeteries. All fees collected pursuant to registration of historic cemeteries (estimated at \$500 in each year and included above) are appropriated to the Texas Historical Commission for the purpose of administering the Historic Cemetery Program for the biennium beginning September 1, 1999.
6. **Reimbursement of Advisory Committee Members.** Pursuant to V.T.C.A., Government Code, Section 2110.004, reimbursement of expenses for advisory committee members, out of funds appropriated above, is limited to the following advisory committees:

State Board of Review  
Historic Courthouse Preservation Program Advisory Committee (contingent upon enactment of Senate Bill 728, House Bill 1341, or similar legislation).

7. **Preservation Trust Fund.** Out of the amounts appropriated above in Strategy A.1.2., Preservation Trust Fund, \$2.5 million in general revenue funds may be transferred to the Texas Preservation Trust Fund dedicated account in the General Revenue Fund and is hereby appropriated to the Preservation Trust Fund dedicated account. In addition to the amounts appropriated above from the Preservation Trust Fund dedicated account (\$375,000 in fiscal year

**HISTORICAL COMMISSION**  
(Continued)

2000 and \$400,000 in fiscal year 2001), any gifts, donations, and interest earnings deposited to the Preservation Trust Fund dedicated account on or after September 1, 1999 are hereby appropriated to the Historical Commission.

8. **Tourism: Promotion of Historical Sites.** Out of amounts included above in Strategy A.2.1, Development Assistance, the Texas Historical Commission, pursuant to V.T.C.A., Government Code, Chapter 481.172 and Chapter 442.005(s), shall expend \$300,000 during the biennium beginning September 1, 1999, transferred from the Texas Department of Economic Development, and \$1 million during the biennium beginning September 1, 1999 transferred from the Texas Department of Transportation through interagency contract, to showcase historical sites in order to promote tourism and to encourage travel to the states historical attractions.
9. **Coordination of Tourism and Travel Promotion.** It is the intent of the Legislature that the Texas Commission on the Arts, the Texas Historical Commission, the Texas Department of Economic Development, the Texas Department of Parks and Wildlife, and the Texas Department of Transportation coordinate their efforts and spending related to tourism and travel promotion. These agencies shall develop, maintain, and adhere to a memorandum of understanding that details the specific travel and tourism objectives and responsibilities of each agency and continues to provide interagency coordination and support to achieve the objectives.
10. **Cultural Diversity Scholarships.** Gifts and donations received by the Historical Commission, not to exceed \$5,000 in each year of the biennium, may be expended for scholarships of up to \$500 per recipient for travel expenses, including meals and lodging, in order to encourage diversity among participants at agency sponsored conferences, seminars, and workshops.
11. **Cooperation with the General Services Commission.** The Historical Commission shall cooperate with the General Services Commission for all bidding and contracting related to capital construction improvements on buildings owned and maintained by the Historical Commission.
12. **Military Sites Program.** Included in amounts appropriated above in Strategy A.1.1., Architectural Assistance, is \$22,500 in general revenue funds in each year of the biennium for the purpose of continuing and further developing a military sites program and restoring Texas military monuments in and outside the state. Appropriation of these amounts is contingent upon receipt by the Historical Commission, or by the Friends of the Texas Historical Commission, of private contributions, gifts, and donations, for the same purpose, in the amount of \$45,000 over the biennium. In the event that private contributions, gifts, and donations received total less than \$45,000 over the biennium, the appropriation is reduced to an amount which equals the total contributions, gifts, and donations received. Any unexpended balances of these funds remaining as of August 31, 2000, are hereby appropriated to the Historical Commission for the fiscal year beginning September 1, 2000, for the same purpose.
13. **Fort St. Louis Artifacts.** Included in amounts appropriated above in Strategy A.1.3., Archeological Heritage Protection, is \$250,000 in general revenue funds in fiscal year 2000 for the excavation, analysis, interpretation and display of artifacts from the Fort St. Louis archeological site and other La Salle sites. Appropriation of these amounts is contingent upon receipt by the Historical Commission of private contributions, gifts, and donations, for the same purpose, in the amount of \$250,000 over the biennium. In the event that private contributions, gifts, and donations received by the Historical Commission total less than \$250,000 over the biennium, the appropriation is reduced to an amount which equals the total contributions, gifts, and donations received. Any unexpended balances of these funds remaining as of August 31, 2000, are hereby appropriated to the Historical Commission for the fiscal year beginning September 1, 2000, for the same purpose.

**HISTORICAL COMMISSION**  
(Continued)

14. **Appropriation of Receipts.** All fees that the Texas Historical Commission is authorized by statute to collect are hereby appropriated for the specific purpose named in the statute for the biennium beginning September 1, 1999.
15. **Master Plan.** Included in amounts appropriated above in Strategy A.1.1., Architectural Assistance, is \$40,000 from the General Revenue Fund in fiscal year 2000 for the purpose of developing a master plan for the Texas Historical Commission's buildings and grounds.
16. **Acquisition of Historical Artifacts.** Included in amounts appropriated above in fiscal year 2000 is \$500,000 in Strategy A.1.3., Archeological Heritage Protection, and \$500,000 in Strategy A.1.4., Evaluate/Interpret Resources, in general revenue funds for the purchase and acquisition of documents, records, and/or other historical artifacts relating to Texas history. Any unexpended balances of these funds on hand as of August 31, 2000, are hereby appropriated to the Historical Commission for the fiscal year beginning September 1, 2000, for the same purpose. Notwithstanding limitations on appropriation transfers contained in the General Provisions of this Act, the Historical Commission is hereby authorized to transfer these funds, as needed for the purchase of historical artifacts, between Strategies A.1.3. and A.1.4. The Historical Commission shall develop a plan and process for the purchase and acquisition of documents, records, and/or other historical artifacts relating to Texas history prior to the purchase or acquisition of any such items.
17. **Texas Emancipation Juneteenth Cultural and Historical Commission.** Included in amounts appropriated above in Strategy A.1.4., Evaluate/Interpret Resources, is \$420,000 out of the General Revenue Fund in fiscal year 2000 for the purpose of funding the activities and operations of the Texas Emancipation Juneteenth Cultural and Historical Commission. Any unexpended balances of funds for the Juneteenth Commission on hand as of August 31, 1999 (estimated to be \$188,871) and August 31, 2000, are hereby appropriated to the Historical Commission for the fiscal years beginning September 1, 1999 and September 1, 2000, respectively, for the same purpose. Also included above in the "Number of Full-time Equivalent Positions" is 1.5 FTEs in each year of the biennium to assist in carrying out the duties and responsibilities of the Texas Emancipation Juneteenth Cultural and Historical Commission.  
  
Pursuant to V.T.C.A., Government Code, Section 2110.004, reimbursement of expenses for advisory committee members, out of funds appropriated above for the purpose of funding the activities and operations of the Texas Emancipation Juneteenth Cultural and Historical Commission, is limited to the following advisory committee: Juneteenth Advisory Committee.
18. **Unexpended Balances: Gifts and Donations.** Any balances on hand as of August 31, 1999, and August 31, 2000, received as a gift or donation are hereby reappropriated to the Historical Commission for the fiscal years beginning September 1, 1999, and September 1, 2000, respectively, for the purpose specified by the donors.
19. **Advertisements in Agency Publications.** The Texas Historical Commission is hereby authorized to accept advertisements at prescribed rates in selected agency newsletters and publications (both print and electronic) to offset production costs. All amounts collected by the Historical Commission pursuant to acceptance of advertisements (estimated to be \$1,000 each year and included above) are appropriated to the Historical Commission for the purpose of offsetting costs associated with production of agency newsletters and publications.
20. **Contingency Appropriation: Texas Courthouse Preservation Initiative.** Contingent upon enactment of House Bill 1341 or Senate Bill 728, or similar legislation relating to the Texas Courthouse Preservation Initiative, by the Seventy-sixth Legislature, Regular Session, the Texas Historical Commission is hereby appropriated \$25,000,000 out of the General Revenue Fund in each fiscal year of the biennium, for the purpose of implementing that Act. Any unexpended balances of these funds remaining as of August 31, 2000 are hereby appropriated to the Historical Commission for the fiscal year beginning September 1, 2000, for the same purpose.

**HISTORICAL COMMISSION**  
(Continued)

The Historical Commission is hereby authorized to create a new strategy, A.1.5., Texas Courthouse Preservation Initiative, and is authorized to transfer the appropriation made pursuant to this provision to that strategy.

**COMMISSION ON HUMAN RIGHTS**

	For the Years Ending August 31, 2000	August 31, 2001
<b>A. Goal: ANTI-DISCRIMINATION LAWS</b>		
To provide leadership in the development and effective administration of policies and laws designed to prohibit and reduce discrimination in Texas.		
<b>Outcome (Results/Impact):</b>		
Percent of Investigations Complying with the Commission's Quality Control Standards and the U.S. EEOC's Substantial Weight Review Standards	98%	98%
<b>A.1.1. Strategy: INVESTIGATIONS</b>	\$ 1,651,864	\$ 1,651,864
Conduct all investigations in accordance with the commission's quality control standards and the U.S. EEOC and HUD substantial weight review standards and increase effective utilization of alternative dispute resolution process.		
<b>Output (Volume):</b>		
Number of Complaints Resolved	1,584	1,644
<b>B. Goal: TRAINING &amp; ASSISTANCE</b>		
To prevent employment and housing discrimination in Texas by providing comprehensive training and technical assistance on laws prohibiting such discrimination and actively marketing such training.		
<b>Outcome (Results/Impact):</b>		
Percent Reduction per Year in Employment Discrimination Complaints Filed with the Commission Against State Agencies and Institutions of Higher Education Receiving Training	9%	9%
<b>B.1.1. Strategy: TRAINING</b>	\$ 355,430	\$ 355,430
Provide technical assistance and comprehensive training on compliance with laws prohibiting discrimination.		
<b>Output (Volume):</b>		
Number of Voluntary Training Sessions Conducted	125	125
<b>Efficiencies:</b>		
Average Number of Days from Date of Request for EEO Training to Date of Delivery of Training	62	62
<b>B.1.2. Strategy: MONITOR PERSONNEL POLICY</b>	\$ 164,691	\$ 164,691
Review affirmative action plans of state agencies and institutions of higher education through technical assistance to ensure that such affirmative action plans are in compliance with the Texas Commission on Human Rights Act; and review and provide technical assistance on all personnel policies of those same entities.		

**COMMISSION ON HUMAN RIGHTS**  
(Continued)

<b>Output (Volume):</b>		
Number of On-Site Reviews	56	56
<b>Total, Goal B: TRAINING &amp; ASSISTANCE</b>	<u>\$ 520,121</u>	<u>\$ 520,121</u>
<b>Grand Total, COMMISSION ON HUMAN RIGHTS</b>	<u>\$ 2,171,985</u>	<u>\$ 2,171,985</u>
<b>Method of Financing:</b>		
General Revenue Fund	\$ 579,901	\$ 547,319
Federal Funds	1,213,185	1,213,185
Appropriated Receipts	60,000	60,000
Interagency Contracts	<u>318,899</u>	<u>351,481</u>
<b>Total, Method of Financing</b>	<u>\$ 2,171,985</u>	<u>\$ 2,171,985</u>
<b>Number of Full-time Equivalent Positions (FTE)</b>	47.0	47.0
<b>Schedule of Exempt Positions</b>		
Executive Director, Group 2	\$56,959	\$56,959

**1. Cash Flow Contingency.**

- a. Contingent upon the receipt of federal funds allocated under the annual fixed cost performance based contracts and special projects with the U.S. Equal Employment Opportunity Commission and the U.S. Department of Housing and Urban Development, and upon the submission of monthly reports on all funds transfers and performance on all key measures to the Legislative Budget Board, Governor's Office of Budget and Planning, and Comptroller of Public Accounts, the Commission may temporarily utilize additional General Revenue Funds, pending the receipt of federal reimbursement, in an amount not to exceed 50 percent of the remaining estimated federal funds to be received in each year of the biennium adjusted to actual contract amounts. The General Revenue amounts utilized above the General Revenue method of finance must be repaid upon receipt of federal reimbursement and shall be utilized only for the purpose of temporary cash flow needs. These transfers and repayments shall be credited to the fiscal year being reimbursed and shall be in accordance with procedures established by the Comptroller. All transfers of the method of finance shall be reported by the Commission to the Legislative Budget Board.
- b. The Commission on Human Rights may temporarily utilize additional General Revenue Funds pending reimbursement through interagency contracts in an amount not to exceed 50 percent of the estimated interagency contract receipts to be received each year of the biennium to be adjusted by actual contract amounts. The General Revenue amounts utilized above the General Revenue method of finance must be repaid upon receipt of interagency contract reimbursement and shall be utilized only for the purpose of temporary cash flow needs. These transfers and repayments shall be in accordance with procedures established by the Comptroller. Any contract balance at the end of the first fiscal year of the biennium is hereby reappropriated to the second fiscal year of the biennium.

2. **Travel Expenditures.** The Texas Commission on Human Rights is authorized to spend out of funds appropriated by this Act up to \$1,500 per employee or commissioner for each year of the biennium for out-of-state travel. This limitation shall not apply to out-of-state travel required by the U.S. Equal Employment Opportunity Commission or the U.S. Department of Housing and Urban Development and the cost of such travel is reimbursed by the federal government.



**COMMISSION ON HUMAN RIGHTS**  
(Continued)

3. **Limitation on Texas Fair Housing Act Investigations or Prosecutions.** No funds appropriated under this Act may be used to investigate or prosecute under the Texas Fair Housing Act any otherwise lawful activity, engaged in by one or more persons, that is engaged solely for the purpose of preventing action by a government official or court of competent jurisdiction.
4. **Sunset Contingency.** Funds appropriated above for the 2000-2001 biennium for the Commission on Human Rights are made contingent upon the continuation of the Commission on Human Rights by the Legislature. In the event the agency is not continued, the funds appropriated for fiscal year 2000 or as much thereof as may be necessary are to be used to provide for the phase out of agency operations.

**TEXAS INCENTIVE AND PRODUCTIVITY COMMISSION**

	For the Years Ending August 31, 2000	August 31, 2001
--	--	--------------------

**Out of the General Revenue Fund:**

**A. Goal: ENCOURAGE PARTICIPATION**

To encourage the development of productive and innovative state agencies and employees and to recognize employees for their efforts to save money, increase revenues, and improve services. Texas Civil Statutes, Government Code, 2108.022.

**Outcome (Results/Impact):**

Actual Total Savings/Revenues from Approved Suggestions	2,500,000	2,750,000
---	-----------	-----------

**A.1.1. Strategy: EDUCATION AND PROMOTION**

Educate employees and program coordinators/contacts and conduct program promotional activities.

**Output (Volume):**

Number of Training and Promotion Hours	6,240	6,240
--	-------	-------

**Efficiencies:**

Average Cost per Training Hour	21.5	21.5
--------------------------------	------	------

**A.2.1. Strategy: REVIEW AND APPROVAL**

Conduct staff review and commission consideration of employee suggestions within the specified timeframe.

**Output (Volume):**

Number of Suggestions Reviewed	1,000	1,070
--------------------------------	-------	-------

**Efficiencies:**

Average Cost to Process Suggestions	53.5	50
-------------------------------------	------	----

**Total, Goal A: ENCOURAGE PARTICIPATION**

	\$ 222,872	\$ 222,872
--	------------	------------

**Grand Total, TEXAS INCENTIVE AND  
PRODUCTIVITY COMMISSION**

	\$ 222,872	\$ 222,872
--	------------	------------

**Number of Full-time Equivalent Positions (FTE)**

	6.0	6.0
--	-----	-----

**Schedule of Exempt Positions**

Executive Director, Group 1	\$49,500	\$49,500
-----------------------------	----------	----------

**TEXAS INCENTIVE AND PRODUCTIVITY COMMISSION**  
(Continued)

1. **Appropriation, Employee Recognition Awards.** In addition to funds appropriated above, the Texas Incentive and Productivity Commission is hereby appropriated General Revenue funds, estimated to be \$7,500 in each fiscal year of the biennium, for the purpose of granting \$50 recognition awards as provided for in Senate Bill 355, Section 2108.0235.
2. **Appropriation Source, Contributions.** Contributions sought and accepted by the Texas Incentive and Productivity Commission from September 1, 1999 through August 31, 2001, along with contribution balances on hand at August 31, 1999 are hereby appropriated to the Commission for the biennium ending August 31, 2001 for purposes authorized by Texas Government Code, Chapter 2108.
3. **Awards for Statewide Suggestions Approved Under the State Employee Incentive Program.** In the event that an employee suggestion approved under the State Employee Incentive Program results in savings or revenue increases in funds that are not appropriated to the agency that implemented the employee suggestion, the Comptroller shall transfer 10 percent of the savings or revenue increases from the fund or account that realized the savings or revenue increases to the Texas Incentive and Productivity Commission to pay employee awards under subsection (a)(1)(A) of the section entitled "Contingency for Senate Bill 355" in Article IX, General Provisions of this Act. These funds are hereby appropriated to the Texas Incentive and Productivity Commission for such use.
4. **Sunset Contingency.** Funds appropriated above for fiscal year 2001 for the Texas Incentive and Productivity Commission are made contingent on the continuation of the Texas Incentive and Productivity Commission by the Legislature. In the event the agency is not continued, the funds appropriated for fiscal year 2000 or as much thereof as may be necessary are to be used to provide for the phase out of agency operations.

**DEPARTMENT OF INFORMATION RESOURCES**

For the Years Ending	
August 31, 2000	August 31, 2001

**A. Goal: ADVISE STATE LEADERS**

To assist the state leadership in achieving its goals through advice and recommendations on issues concerning the use and management of information resources.

**Outcome (Results/Impact):**

Percentage of Major Projects Subject to Quality Assurance Monitoring	16%	16%
Percentage of agencies reporting that their information systems are 100 percent Year 2000 operable.	95%	100%

**A.1.1. Strategy: MAJOR PROJECTS REVIEW**  
Review state agency major information resources strategic and operating plans and plan amendments, and participate in review of major IR projects through the Quality Assurance Team. Produce the biennial statewide strategic plan for information resources, biennial statewide IR performance report, and annual QAT progress report.

	\$ 1,058,301	\$ 1,046,197
--	--------------	--------------

**DEPARTMENT OF INFORMATION RESOURCES**  
(Continued)

**Output (Volume):**

Number of IR Plans and Amendments

286

278

**A.1.2. Strategy:** YEAR 2000 PROJECT OFFICE  
Review, monitor, and assist state agencies reporting  
on Year 2000 compliance units, conduct awareness  
presentations.

\$ 905,992

\$ 905,992

**Total, Goal A: ADVISE STATE LEADERS**

\$ 1,964,293

\$ 1,952,189

**B. Goal: ASSIST GOVERNMENTAL ENTITIES**

To assist state agencies and other governmental entities in  
achieving their objectives through the most cost effective  
acquisition of their information resources.

**Outcome (Results/Impact):**

Percentage of Cooperative Services Discount from Market Price

26.3%

26.3%

**B.1.1. Strategy:** CONTRACT ADMINISTRATION  
Assist state agencies and other governmental entities  
in the most cost effective acquisition of their  
information resources by negotiating, managing, and  
administering contracts with the major information  
technology providers.

\$ 2,247,559

\$ 1,814,279

**Output (Volume):**

Total Savings and Cost Avoidance through Utilization of  
Cooperative Services

24,300,000

24,300,000

**C. Goal: PROMOTE EFFICIENT SYSTEMS**

To promote a statewide environment to encourage efficient  
use and management of information resources.

**C.1.1. Strategy:** STATE POLICY DEVELOPMENT  
Establish statewide policy and direction for  
information resources architecture by developing  
technical standards, policies, and guidelines to  
promote interoperability, connectivity, sharing of  
information, security, and continuous availability of  
state information resources.

\$ 2,294,317

\$ 2,005,780

**Output (Volume):**

Number of Technical and Industry Standards Reviewed

25

25

**D. Goal: INDIRECT ADMINISTRATION**

**D.1.1. Strategy:** CENTRAL ADMINISTRATION

\$ 820,826

\$ 820,826

**D.1.2. Strategy:** INFORMATION RESOURCES

\$ 599,479

\$ 654,362

**D.1.3. Strategy:** OTHER SUPPORT SERVICES

\$ 317,033

\$ 317,033

**Total, Goal D: INDIRECT ADMINISTRATION**

\$ 1,737,338

\$ 1,792,221

**Grand Total, DEPARTMENT OF INFORMATION  
RESOURCES**

\$ 8,243,507

\$ 7,564,469

**Method of Financing:**

General Revenue Fund

\$ 3,795,856

\$ 3,548,185

Federal Funds

841,330

673,165

Appropriated Receipts

2,229,854

2,068,432

Interagency Contracts

1,376,467

1,274,687

**Total, Method of Financing**

\$ 8,243,507

\$ 7,564,469

**DEPARTMENT OF INFORMATION RESOURCES**  
(Continued)

<b>Number of Full-time Equivalent Positions (FTE)</b>	110.5	110.5
<b>Schedule of Exempt Positions</b>		
Executive Director, Group 4	\$100,000	\$100,000

1. **Capital Budget.** None of the funds appropriated above may be expended for capital budget items except as listed below. The amounts shown below shall be expended only for the purposes shown and are not available for expenditure for other purposes. Amounts appropriated above and identified in this provision as appropriations either for "Lease Payments to the Master Lease Purchase Program" or for items with an "(MLPP)" notation shall be expended only for the purpose of making lease-purchase payments to the Texas Public Finance Authority pursuant to the provisions of V.T.C.S., Art. 601d, Sec. 9A.

	2000	2001
a. Acquisition of Information Resource Technologies		
(1) Growth and Enhancement - Existing Operations	\$ 125,100	\$ 83,200
(2) Business Operations - Orders System Replacement	\$ 300,000	\$
<b>Total, Capital Budget</b>	<b>\$ 425,100</b>	<b>\$ 83,200</b>

Method of Financing (Capital Budget):

General Revenue Fund	\$ 78,570	\$ 41,407
Federal Funds	500	305
Appropriated Receipts	215,075	25,765
Interagency Contracts	130,955	15,723
<b>Total, Method of Financing</b>	<b>\$ 425,100</b>	<b>\$ 83,200</b>

2. **DIR Clearing Fund Account.** The Comptroller shall establish in the state treasury the Department of Information Resources clearing account for the administration of cost recovery activities pursuant to authority granted under Chapters 771, 791 and 2054, Government Code. The account shall be used:
- a. As a depository for funds received as payments from state agencies and units of local government for services provided;
  - b. As a source of funds for the department to purchase, lease, or acquire in any other manner services, supplies, software products, and equipment necessary for carrying out the department's duties relating to services provided to state agencies and units of local government for which the department receives payment from state agencies and local governmental units; and
  - c. To pay salaries, wages, and other costs directly attributable to the services provided to state agencies and units of local government for which the department receives payment from those agencies and governmental units.

The balance of the account shall not exceed more than 10 percent of the total revenue processed through the account. All balances as of August 31, 1999, and revenues accruing during the 2000-01 biennium to the Department of Information Resources clearing fund account are hereby appropriated for the 2000-01 biennium. As part of its Comprehensive Annual Financial

**DEPARTMENT OF INFORMATION RESOURCES**  
(Continued)

Report showing the use of appropriated funds, the Department of Information Resources shall include information showing the costs avoided and/or savings obtained through its cooperative activities and a list of the agencies or units of local government for which the clearing fund account was used.

3. **Capital Purchases on Behalf of Other Government Entities.** Any capital items related to information resources technologies purchased by the Department of Information Resources for use by other state agencies and governmental entities for which the department is reimbursed do not apply to the department for the purpose of the capital budget rider limitations specified in Article IX, Limitation on Expenditures - Capital Budget, of the General Provisions of this Act.
4. **Cash Flow Contingency.** Contingent upon receipt of reimbursements for state agencies and other governmental entities for procurements made through the Cooperative Contracts program, the department may temporarily utilize additional general revenue funds in an amount not to exceed 10 percent of projected annual sales or \$4.0 million, whichever is greater. These funds shall be utilized only for the purpose of temporary cash flow needs. The transfer and reimbursement of funds shall be made under procedures established by the Comptroller of Public Accounts to ensure all borrowed funds are reimbursed to the Treasury on or before August 31, 2001.
5. **Reporting Requirements.** The Department of Information Resources shall notify the Governor, State Auditor's Office and the Legislative Budget Board of any agency which is out of compliance with the rules and statutes regarding the submittal of Information Resource Strategic Plans or Biennial Operating Plans.
6. **Licensing System Analysis.** From funds appropriated in fiscal year 2000 in Strategy B.1.1., Contract Administration, \$134,000 in General Revenue shall only be used by the department to conduct a Technical Requirement Analysis of the common licensing system operated by Northrop Grumman Technical Services, Inc. The Department shall report the findings of the analysis to the Legislature by September 1, 2000.
7. **Reimbursement of Advisory Committee Members.** Pursuant to Government Code, Chapter 2110, reimbursement of expenses for advisory committee members, out of the funds appropriated above, is limited to the following advisory committee: State Strategic Plan for Information Resources Management Advisory Committee.
8. **Interagency Contract.** It is the intent of the Legislature that out of funds appropriated above, the Department of Information Resources (Department) shall transfer, pursuant to its obligations under Section 322.007(a), Government Code, to provide information to the Legislative Budget Board (Board), \$802,000 each year of the biennium only for the purpose of payments to the Board for an interagency contract under which the Board shall evaluate and review agencies' information planning and information systems and strategic and biennial operating plans and provide the Legislature with analysis and recommendations regarding appropriation requests made by agencies for acquisition of information systems. From the "Number of Full-time Equivalent Positions (FTE)" figure indicated above, 13 FTEs (along with adequate office space and capital equipment) are hereby transferred in each fiscal year of the biennium, to the Board. Under the interagency contract the Director of the Board must provide (pursuant to Section 322.004(b), Government Code) recommendations to the Board, the Department and to the Legislature regarding state agencies' information systems.

## LIBRARY & ARCHIVES COMMISSION

	For the Years Ending	
	August 31, 2000	August 31, 2001
<b>A. Goal: DELIVERY OF SERVICES</b>		
To improve the availability and delivery of library and information services for all Texans.		
<b>Outcome (Results/Impact):</b>		
Percent of the Population Living Outside of the Service Areas of Public Libraries	7.6%	7.6%
Percent of Eligible Population Registered For Talking Book Program Services	8.4%	8.4%
<b>A.1.1. Strategy: LIBRARY RESOURCE SHARING</b>	\$ 4,317,067	\$ 4,317,067
Share library resources among libraries statewide through interlibrary loan, electronic library services, state publications clearinghouse and other projects.		
<b>Output (Volume):</b>		
Number of Persons Provided Project-Sponsored Services By Shared Resources	1,739,600	1,809,650
<b>A.1.2. Strategy: TEXAS LIBRARY SYSTEM</b>	\$ 8,316,838	\$ 8,317,462
Support the Texas Library System (TLS) by funding programs to improve regional groups of libraries, including purchasing materials and equipment, technical assistance and training, and other cooperative projects.		
<b>Output (Volume):</b>		
Number of Persons Provided Project-Sponsored Services by the Texas Library System	2,274,000	2,271,000
<b>A.1.3. Strategy: LOCAL LIBRARIES</b>	\$ 1,942,456	\$ 1,907,260
Provide services and grants to aid in the development of local libraries, including direct grants, continuing education and consulting, Texas Reading Club, and other services.		
<b>Output (Volume):</b>		
Number of Persons Provided Local Library Project-Sponsored Services	511,500	511,500
<b>A.1.4. Strategy: TEXSHARE LIBRARY CONSORTIUM</b>	\$ 2,070,250	\$ 2,070,249
Enhance resource sharing among TexShare libraries by providing statewide licensing of databases, access to library collections, and assistance in document delivery. (Non-transferable).		
<b>Output (Volume):</b>		
Number of Persons Provided Services by TexShare	809,108	1,011,019
<b>A.2.1. Strategy: DISABLED SERVICES</b>	<u>\$ 1,464,344</u>	<u>\$ 1,379,459</u>
Provide direct library service by mail to Texas citizens with disabilities from a centralized collection of large-print, braille, and recorded books.		
<b>Output (Volume):</b>		
Number of Persons Served	21,306	21,688
<b>Total, Goal A: DELIVERY OF SERVICES</b>	<u>\$ 18,110,955</u>	<u>\$ 17,991,497</u>

# LIBRARY & ARCHIVES COMMISSION

(Continued)

**B. Goal: GOVT & PUBLIC ACCESS**

To improve the availability and delivery of information services to state government, and to persons seeking current and historical information from state government.

**Outcome (Results/Impact):**

Percent of Reference Questions Satisfactorily Answered	81%	81%
--	-----	-----

<b>B.1.1. Strategy: ACCESS TO GOVT INFORMATION</b>	\$ 1,533,991	\$ 1,371,649
Provide ready access to information in government publications, records, and other sources.		

**Output (Volume):**

Number of Reference Questions Satisfactorily Answered	85,000	85,000
---	--------	--------

**C. Goal: MANAGE STATE-LOCAL RECRDS**

To provide for the cost-effective management of all state and local government records.

<b>C.1.1. Strategy: MANAGE STATE-LOCAL RECORDS</b>	\$ 2,280,211	\$ 2,283,446
--	--------------	--------------

Provide records management training, consulting, and storage services to state agencies and local government officials.

**Output (Volume):**

Number of Cubic Feet Stored/Maintained	292,000	300,000
--	---------	---------

**D. Goal: INDIRECT ADMINISTRATION**

<b>D.1.1. Strategy: INDIRECT ADMINISTRATION</b>	\$ 1,651,852	\$ 1,649,071
---	--------------	--------------

**Grand Total, LIBRARY & ARCHIVES  
COMMISSION**

	<u>\$ 23,577,009</u>	<u>\$ 23,295,663</u>
--	----------------------	----------------------

**Method of Financing:**

General Revenue Fund

General Revenue Fund	\$ 13,177,157	\$ 12,892,635
Earned Federal Funds	<u>110,630</u>	<u>110,630</u>

Subtotal, General Revenue Fund	\$ 13,287,787	\$ 13,003,265
--------------------------------	---------------	---------------

Federal Funds

Federal Funds	25,000	25,000
Federal Public Library Service Fund No. 118	<u>8,429,668</u>	<u>8,430,192</u>

Subtotal, Federal Funds	\$ 8,454,668	\$ 8,455,192
-------------------------	--------------	--------------

Other Funds

Appropriated Receipts	214,941	214,940
Interagency Contracts	<u>1,619,613</u>	<u>1,622,266</u>

Subtotal, Other Funds	\$ 1,834,554	\$ 1,837,206
-----------------------	--------------	--------------

**Total, Method of Financing**

	<u>\$ 23,577,009</u>	<u>\$ 23,295,663</u>
--	----------------------	----------------------

Number of Full-time Equivalent Positions (FTE)	207.5	207.5
--	-------	-------

**Schedule of Exempt Positions and Per Diem of Commissioners**

Director-Librarian, Group 3	\$85,000	\$85,000
Per Diem of Commissioners	1,080	1,080

**LIBRARY & ARCHIVES COMMISSION**  
(Continued)

1. **Capital Budget.** None of the funds appropriated above may be expended for capital budget items except as listed below. The amounts shown below shall be expended only for the purposes shown and are not available for expenditure for other purposes. Amounts appropriated above and identified in this provision as appropriations either for "Lease Payments to the Master Equipment Purchase Program" or for items with an "(MLPP)" notation shall be expended only for the purpose of making lease-purchase payments to the Texas Public Finance Authority pursuant to the provisions of V.T.C.S., Art. 601d, Sec. 9A.

	2000	2001
a. Repair or Rehabilitation of Buildings and Facilities		
(1) Repairs to Sam Houston Regional Library and Research Center	\$ 282,522	\$ 247,714
b. Acquisition of Information Resource Technologies		
(1) Computer Resources/Network Maintenance	193,058	188,058
(2) Talking Book Program Server Replacement	85,000	U.B.
(3) State Archives Scanning Equipment	\$ 125,000	\$ U.B.
Total, Acquisition of Information Resource Technologies	\$ 403,058	\$ 188,058
c. Transportation Items		
(1) Delivery Vehicles for State Records	40,000	U.B.
d. Acquisition of Capital Equipment and Items		
(1) Microfilm/Imaging Equipment	59,100	77,525
(2) Texas State Library Collections	\$ 118,664	\$ 119,198
Total, Acquisition of Capital Equipment and Items	\$ 177,764	\$ 196,723
e. Other Lease Payments to the Master Lease Purchase Program (MLPP)		
(1) Lease Payments (MLPP) for 96/97 Acquisitions	\$ 4,850	\$ 4,850
Total, Capital Budget	\$ 908,194	\$ 637,345

Method of Financing (Capital Budget):

General Revenue Fund	\$ 713,179	\$ 459,905
Federal Public Library Service Fund No. 118	16,000	20,000
Appropriated Receipts	51,800	51,800
Interagency Contracts	127,150	105,575
Earned Federal Funds	65	65
Total, Method of Financing	\$ 908,194	\$ 637,345

2. **Disbursement of Library Development Funds.** The Texas State Library and Archives Commission is hereby authorized to disburse to major resource systems and regional library systems those general revenue funds appropriated in Strategy A.1.2., Texas Library System, in a manner consistent with Section 441.138, Government Code V.T.C.A., in order to satisfy the requirements of the federal maintenance of effort provisions in the Museum and Library



**LIBRARY & ARCHIVES COMMISSION**  
(Continued)

Services Act of 1996, and federal regulations developed pursuant to that Act. The Commission is also authorized to promulgate rules necessary to administer these disbursements.

3. **Unexpended Balances: Imaging and Storage Fees.** Any unexpended balances on hand as of August 31, 2000 from fees collected by the Texas State Library and Archives Commission for the purpose of cost recovery of imaging state and local government records on film and/or electronic storage media, and from state agencies for the storage of state records, as authorized by V.T.C.A., Government Code, Section 441.182, are hereby appropriated to the Texas State Library and Archives Commission for the fiscal year beginning September 1, 2000.
4. **Reimbursement of Advisory Committee Members.** Pursuant to V.T.C.A., Government Code, Section 2110.004, reimbursement of expenses for advisory committee members, out of funds appropriated above, is limited to the following advisory committees:

Library System Act Advisory Board  
Texas Historical Records Advisory Board  
Local Government Records Committee  
TexShare Advisory Board (Public Members)

5. **Appropriation of TexShare Membership Fees and Reimbursements.** All fees collected by the Texas State Library and Archives Commission from members of the TexShare Library Resource Sharing consortium for cost sharing and/or joint purchase of services and materials (estimated to be \$153,299 over the biennium and included above in Strategy A.1.4., TexShare Library Consortium), as authorized by V.T.C.A., Government Code, Section 441.204, are hereby appropriated to the Texas State Library and Archives Commission for the biennium.
6. **Unexpended Balances of TexShare Membership Fees and Reimbursements.** Any unexpended balances on hand as of August 31, 1999 in amounts collected from TexShare members for TexShare services or programs are hereby appropriated for the same purpose for the biennium beginning September 1, 1999.
7. **Appropriation Between Biennia for Imaging and Storage Services.** Any unexpended balances on hand as of August 31, 1999, not to exceed \$500,000, in amounts collected for imaging and records storage services, are hereby appropriated for the same purpose for the biennium beginning September 1, 1999 (estimated at \$424,339).
8. **Genealogy Library Copier.** The State Library and Archives Commission is hereby authorized to collect gifts, grants, and donations for the purpose of purchasing an over-sized copier machine for the Genealogy Library. Any gifts, grants, and donations collected for purchase of a copier machine are hereby appropriated to the State Library and Archives Commission for that purpose.
9. **Restoration and Repairs, Sam Houston Regional Library.** It is the intent of the Legislature that, out of funds appropriated to Strategy B.1.1., Access to Government Information, \$282,522 be allocated in fiscal year 2000 and \$247,714 be allocated in fiscal year 2001 for repairs and restoration of Sam Houston Regional Library. The Commission shall report to the Legislative Budget Board and the Governor biannually on the progress of projects undertaken for this purpose.

## PENSION REVIEW BOARD

	For the Years Ending	
	August 31, 2000	August 31, 2001
<b>A. Goal: SOUND RETIREMENT SYSTEMS</b>		
Ensure that Texas Public Retirement Systems are actuarially sound and well managed in their administration and investments so that members receive their entitled benefits with a minimum expenditure of taxpayer dollars.		
<b>Outcome (Results/Impact):</b>		
Percent of Texas Public Retirement Systems That are Actuarially or Financially Sound	95%	95%
Percent of Plan Administrators Satisfied With PRB Educational Services	95%	95%
<b>A.1.1. Strategy: RETIREMENT SYSTEM REVIEWS</b>		
Conduct reviews of Texas public retirement systems.	\$ 134,099	\$ 115,544
<b>Output (Volume):</b>		
Number of Reviews Completed	250	250
<b>A.2.1. Strategy: TECHNICAL ASSISTANCE AND EDUCATION</b>		
Provide technical assistance and educational services to public retirement systems, examine legislation for potential impact on Texas' public retirement systems, and provide electronic access to public pension data.	\$ 134,100	\$ 191,015
<b>Output (Volume):</b>		
Technical Assistance Reports Produced	250	275
<b>Efficiencies:</b>		
Percent of Technical Assistance Reports Issued Within 14 Days of Request	95%	95%
<b>Total, Goal A: SOUND RETIREMENT SYSTEMS</b>	<u>\$ 268,199</u>	<u>\$ 306,559</u>
<b>Grand Total, PENSION REVIEW BOARD</b>	<u>\$ 268,199</u>	<u>\$ 306,559</u>
<b>Method of Financing:</b>		
General Revenue Fund	\$ 223,199	\$ 261,559
State Pension Review Board Fund No. 662	<u>45,000</u>	<u>45,000</u>
<b>Total, Method of Financing</b>	<u>\$ 268,199</u>	<u>\$ 306,559</u>
<b>Number of Full-time Equivalent Positions (FTE)</b>	5.0	5.0
<b>Schedule of Exempt Positions and Per Diem of Board Members</b>		
Executive Director, Group 1	\$52,000	\$52,000
Per Diem of Board Members	1,400	2,520

## PRESERVATION BOARD

	For the Years Ending	
	August 31, 2000	August 31, 2001
<b>A. Goal: MANAGE CAPITOL &amp; OTHER BUILDINGS</b>		
Manage the state capitol and other designated buildings, their contents and their grounds, and promote Texas history.		
<b>Outcome (Results/Impact):</b>		
Percent of Museum Projects Completed	72%	100%
<b>A.1.1. Strategy: PRESERVE BUILDINGS AND CONTENTS</b>	\$	\$
Preserve the state capitol and other designated buildings, their contents, and their grounds.	3,992,166	792,166
<b>Output (Volume):</b>		
Number of Repairs and Restorations of Historical Items Completed	85	90
<b>A.1.2. Strategy: BUILDING MAINTENANCE</b>	\$	\$
Maintain the state capitol and other designated buildings and their grounds through use of agency resources and private contracts.	2,639,707	2,639,707
<b>Efficiencies:</b>		
Cost per Building Square Foot of Custodial Care Provided	1.85	1.95
<b>A.2.1. Strategy: MANAGE EDUCATIONAL PROGRAM</b>	\$	\$
Manage an educational program focusing on Texas history and the historical buildings, their contents, and their grounds.	720,674	720,674
<b>Output (Volume):</b>		
Number of School-age Tours Conducted at the Visitors Center	385	400
<b>A.2.2. Strategy: STATE HISTORY MUSEUM</b>	\$	\$
Plan and oversee the State History Museum.	50,059,548	14,704,419
<b>A.3.1. Strategy: MANAGE ENTERPRISES</b>	\$	\$
Manage Capitol events, exhibits and activities, and operate profitable gift shops.	<u>151,717</u>	<u>451,717</u>
<b>Output (Volume):</b>		
Number of Sales Transactions Processed by the Gift Shops	85,000	87,500
<b>Explanatory:</b>		
Income Received from Parking Meters	440,000	520,000
<b>Total, Goal A: MANAGE CAPITOL &amp; OTHER BUILDINGS</b>	<u>\$ 57,563,812</u>	<u>\$ 19,308,683</u>
<b>B. Goal: INDIRECT ADMINISTRATION</b>	\$	\$
<b>B.1.1. Strategy: INDIRECT ADMINISTRATION</b>	<u>515,508</u>	<u>515,508</u>
<b>Grand Total, PRESERVATION BOARD</b>	<u>\$ 58,079,320</u>	<u>\$ 19,824,191</u>

**PRESERVATION BOARD**  
(Continued)

**Method of Financing:**

General Revenue Fund	\$ 13,085,019	\$ 11,797,596
Bond Proceeds - Revenue Bonds	44,994,301	8,026,595
<b>Total, Method of Financing</b>	<b>\$ 58,079,320</b>	<b>\$ 19,824,191</b>

Number of Full-time Equivalent Positions (FTE)	127.5	127.5
Number of FTEs in Riders	17.0	79.0

**Schedule of Exempt Positions**

Executive Director, Group 2	\$80,000	\$80,000
-----------------------------	----------	----------

1. **Capitol Fund.** Any funds deposited, including fees and revenue collected or earned, during the biennium beginning September 1, 1999, and any balances remaining as of August 31, 1999 in the Capitol Fund, a fund held outside the Treasury, are to be used for the benefit of the Capitol and associated programs of the agency in accordance with the intentions of the donors and the Legislature.
  
2. **Maintaining Paved Surfaces of Capitol Grounds.** Notwithstanding any other provision in law, the Texas Department of Transportation shall maintain paved surfaces on the State Capitol Grounds according to the Historic Capitol Grounds Master Plan adopted by the State Preservation Board.
  
3. **Unexpended Balance: Building Maintenance Strategy.** Any unexpended balance as of August 31, 2000, from the appropriations made above in Strategy A.1.2., Building Maintenance, is hereby appropriated to the State Preservation Board for the same purpose for the fiscal year beginning September 1, 2000.
  
4. **Appropriation: Construction of State History Museum.** The Texas Public Finance Authority may issue revenue bonds or other revenue obligations to finance construction, including construction project management and equipping of the proposed State History Museum, for an estimated remaining project cost of \$30 million in accordance with Article 601d, Texas Revised Civil Statutes. From the proceeds of the issuance and sale of such bonds or other obligations such amounts as may be necessary to fund associated costs, including the cost of issuance, reasonably required reserved funds, capitalized interest, and other administrative costs are hereby appropriated to the Texas Public Finance Authority. From the remaining proceeds of the issuance and sale of such bonds or obligations, such amounts as may be necessary to fund the costs of the construction for the State History Museum are hereby appropriated to the State Preservation Board the fiscal biennium beginning September 1, 1999.

In addition, included in the amounts appropriated above out of the General Revenue Fund for Strategy A.2.2., State History Museum, the amounts of \$5,015,247 for fiscal year 2000 and \$6,627,824 for fiscal year 2001 are to be used for lease payments to the Texas Public Finance Authority for debt service payments on the revenue bonds or other revenue obligations as authorized in this section, and the amounts of \$50,000 each fiscal year of the 2000-01 biennium are to be used for insurance payments as required by the Texas Public Finance Authority.

5. **Appropriation: Operation of State History Museum.** There is hereby appropriated \$386,482 in fiscal year 2000 and \$4,128,426 in fiscal year 2001 out of the General Revenue Fund for the purpose of funding the operation of the State History Museum. In addition, the "Number of Full-time Equivalent Positions" hereby authorized is a total of 17 in fiscal year 2000 and 79 in fiscal year 2001, to be phased-in with the opening of the museum at the following quarterly FTE levels: for fiscal year 2000, none in the first or second quarter, 10 FTEs in the third quarter and 17 FTEs in the fourth quarter; and for fiscal year 2001, 28 FTEs in the first quarter, and 79 FTEs in each of the remaining quarters.

**PRESERVATION BOARD**  
(Continued)

6. **Appropriation of Unexpended Balances: Major Repairs and Equipment Replacement.** In addition to amounts appropriated above, there is hereby appropriated to the State Preservation Board for the fiscal year beginning September 1, 1999 any unexpended balances as of August 31, 1999 (estimated to be \$1.5 million) for the purpose of funding major repairs and major equipment replacement for the Capitol and the Capitol Extension.

In addition, contingent on the enactment of Senate Bill 494, or similar legislation creating the Capitol Renewal Account, the unexpended balances appropriated herein shall be transferred to the General Revenue - Dedicated Capitol Renewal Account and are hereby appropriated to the State Preservation Board for the same purpose for the fiscal year beginning September 1, 1999. Also, for the fiscal year beginning September 1, 1999, contingent on the enactment of Senate Bill 494, or similar legislation creating the Capitol Renewal Account, \$1,500,000 shall be transferred to the Capitol Renewal Account from the Capitol Fund and is hereby appropriated for the purpose of funding major repairs and major equipment replacement for the Capitol and the Capitol Extension.

Any unexpended balances out of this appropriation as of August 31, 2000 are hereby appropriated to the agency for the fiscal year beginning September 1, 2000 for the same purpose.

7. **Unexpended Balance: Pease Mansion Restoration.** Any unexpended balance as of August 31, 2000, from the appropriations made above in Strategy A.1.1., Preserve Buildings and Contents, for the restoration and refurbishment of the Pease Mansion, is hereby appropriated to the State Preservation Board for the same purpose for the fiscal year beginning September 1, 2000.
8. **Contingency Appropriation for Senate Bill 494.** Contingent on the enactment of Senate Bill 494, or similar legislation relating to the State History Museum, operation costs for the Bob Bullock Texas State History Museum shall be funded from an estimated \$1,700,000 in revenues collected and deposited in fiscal year 2001 in the Bob Bullock Texas State History Museum Fund, a fund to be held outside the treasury. Also, contingent upon enactment of Senate Bill 494, \$1,700,000 shall be reduced from General Revenue appropriations made to the State Preservation Board by this Act for the same purpose.
9. **Full-time Equivalents: Seasonal Positions.** Included in the "Number of Full-time Equivalents" are three FTE positions funded from the Capitol Fund for the ornament sales project and are hereby authorized for only the first and the second quarters of each fiscal year of the biennium.

**STATE OFFICE OF RISK MANAGEMENT**

	For the Years Ending	
	August 31, 2000	August 31, 2001

**A. Goal: MANAGE RISK AND ADMINISTER CLAIMS**

To manage costs for covered state agencies arising from the risk of loss through the delivery of professional risk management and claims administration services that are customized to specific agency needs.

**Outcome (Results/Impact):**

Incident Rate of Injuries and Illnesses per 100 Covered Full-Time State Employees	5	5
Cost of Workers' Compensation per Covered State Employee	303	303

**STATE OFFICE OF RISK MANAGEMENT**  
(Continued)

<b>A.1.1. Strategy:</b> RISK MANAGEMENT PROGRAM	\$ 902,872	\$ 896,225
Establish statewide risk management guidelines, work with agencies to develop programs that meet the guidelines, conduct on-site risk management program reviews, and provide safety evaluations, consultations, and training.		
<b>Output (Volume):</b>		
Number of Risk Management Program Reviews Conducted	50	50
Number of Safety Program Evaluations Conducted	50	50
 <b>A.2.1. Strategy:</b> PAY WORKERS' COMPENSATION	 <u>\$ 4,676,126</u>	 <u>\$ 4,503,748</u>
Obtain and review all claims for workers' compensation in accordance with state law and administrative regulations, determine eligibility for medical and indemnity benefits and determine the injured employee's weekly wage and indemnity payment rate.		
<b>Output (Volume):</b>		
Number of Medical Bills Processed	145,000	145,000
Number of Indemnity Bills Paid	63,500	63,500
<b>Efficiencies:</b>		
Average Cost to Administer Claim	333	327
 <b>Total, Goal A: MANAGE RISK AND ADMINISTER CLAIMS</b>	 <u>\$ 5,578,998</u>	 <u>\$ 5,399,973</u>
 <b>Grand Total, STATE OFFICE OF RISK MANAGEMENT</b>	 <u>\$ 5,578,998</u>	 <u>\$ 5,399,973</u>
 <b>Method of Financing:</b>		
General Revenue Fund	\$ 4,655,493	\$ 4,483,115
Interagency Contracts	<u>923,505</u>	<u>916,858</u>
 <b>Total, Method of Financing</b>	 <u>\$ 5,578,998</u>	 <u>\$ 5,399,973</u>
 <b>Number of Full-time Equivalent Positions (FTE)</b>	 107.0	 107.0
<b>Number of FTEs in Riders</b>	6.0	6.0
 <b>Schedule of Exempt Positions</b>		
Executive Director, Group 3	\$85,000	\$85,000

1. **Capital Budget.** None of the funds appropriated above may be expended for capital budget items except as listed below. The amounts shown below shall be expended only for the purposes shown and are not available for expenditure for other purposes.

	<u>2000</u>	<u>2001</u>
a. Acquisition of Information Resource Technologies		
(1) Workstation Upgrades and Maintenance	\$ 32,025	\$ 0
(2) Monitors	22,000	0
(3) Imaging System	<u>\$ 125,000</u>	<u>\$ 0</u>
 <b>Total, Capital Budget</b>	 <u>\$ 179,025</u>	 <u>\$ 0</u>

**STATE OFFICE OF RISK MANAGEMENT**  
(Continued)

Method of Financing (Capital Budget):

General Revenue Fund	\$ 172,378	\$ 0	
Interagency Contracts	6,647		0
Total, Method of Financing	\$ 179,025	\$	0

- \* 2. **Contingency Appropriation for Senate Bill 1590.** Contingent upon the enactment of Senate Bill 1590, or similar legislation relating to the detection, investigation and prosecution of fraud in the workers' compensation program for state employees, by the Seventy-sixth Legislature, Regular Session, the State Office of Risk Management is hereby appropriated \$430,411 for fiscal year 2000 and \$346,781 for fiscal year 2001 out of the General Revenue Fund for the purpose of implementing that Act. The State Office of Risk Management is hereby authorized to transfer the appropriation made pursuant to this provision to the appropriate strategy items listed above. Also contingent on the enactment of Senate Bill 1590, or similar legislation, the "Number of Full-time Equivalent Positions (FTE)" figure indicated above is hereby increased by 6.0 for fiscal year 2000 and by 6.0 for fiscal year 2001.

**WORKERS' COMPENSATION PAYMENTS**

	For the Years Ending	
	August 31, 2000	August 31, 2001
<b>A. Goal: WORKERS' COMPENSATION PAYMENTS</b>		
<b>A.1.1. Strategy: WORKERS' COMPENSATION PAYMENTS</b>	\$ 92,300,233	\$ U.B.
<b>Grand Total, WORKERS' COMPENSATION PAYMENTS</b>	\$ 92,300,233	\$ U.B.
<b>Method of Financing:</b>		
General Revenue Fund	\$ 73,200,233	\$ U.B.
Appropriated Receipts	1,100,000	U.B.
Attorney General Debt Collection Receipts	18,000,000	U.B.
<b>Total, Method of Financing</b>	\$ 92,300,233	\$ U.B.

1. **Appropriation - Subrogation Receipts.** All sums of money recovered by the State Office of Risk Management from third parties by way of subrogation are hereby appropriated to the State Office of Risk Management during the biennium of receipt to be used for the payment of workers' compensation benefits to state employees. Twenty-five percent of received funds shall be transferred to the agencies whose claims generated the subrogation receipts.
2. **Cost Containment.** The State Office of Risk Management shall submit a report detailing the effectiveness of various cost containment measures undertaken and proposing additional measures to reduce workers' compensation costs. This report shall be submitted to the legislative and executive budget offices, in the form those offices require, within forty-five days after the close of each fiscal year.

\* See Veto Proclamation.

## WORKERS' COMPENSATION PAYMENTS

(Continued)

3. **Amount to be Spent on Workers' Compensation.** The money appropriated above to the State Office of Risk Management for Workers' Compensation Payments represents 75 percent of the total projected costs of workers' compensation claim payments during the biennium. Per the section entitled Reimbursements for Workers' Compensation Payments, in the General Provisions of this Act, the Legislature intends that the remaining 25 percent of the cost of workers' compensation claim payments will be paid by agencies whose employees receive the payments.

Contingent upon reimbursement to the Workers' Compensation Payments appropriation from other state agencies for payment of 25% of workers' compensation claims as required by this Act, the State Office of Risk Management may temporarily utilize additional general revenue funds in an amount not to exceed the anticipated 25% reimbursement for the biennium. The general revenue amounts utilized above the general revenue method of finance must be repaid upon receipt of 25% reimbursement from other state agencies and shall be utilized only for the purpose of temporary cash flow. These transfers and repayments shall be credited to the fiscal year being reimbursed and shall be in accordance with procedures established by the Comptroller. All transfers of the method of finance shall be reported by the State Office of Risk Management to the Legislative Budget Board.

4. **Expenditure for Prior Year's Claims.** It is the intent of the Legislature that the State Office of Risk Management be authorized to expend an amount not to exceed \$6.5 million from the appropriation for Workers' Compensation Payments for fiscal year 2000, for workers' compensation claims arising during fiscal year 1999.

- \* 5. **Contingency Appropriation for Senate Bill 1590.** Contingent upon the enactment of Senate Bill 1590, or similar legislation relating to the detection, investigation and prosecution of fraud in the workers' compensation program for state employees, by the Seventy-sixth Legislature, Regular Session, the appropriation made above in Strategy A.1.1., Workers' Compensation Payments, is hereby reduced by \$1,538,752 in fiscal year 2000 in General Revenue funds.

### SECRETARY OF STATE

	For the Years Ending	
	August 31,	August 31,
	2000	2001

**A. Goal: INFORMATION MANAGEMENT**

To provide accurate, reliable, and timely access to information; maximize the efficiency of document processing; and take actions to ensure compliance with laws and rules.

**Outcome (Results/Impact):**

Percent of Business Organization Document Filings and Public Information Request Responses Completed Within Three Days	76%	76%
Percent of Secured Transaction Document Filings and Public Information Request Responses Completed Within Three Days	98%	98%
Percent of Publication Costs Recovered Through Subscription Fees	32%	32%

**A.1.1. Strategy: CORPORATE CHARTERS**

File or reject corporation, limited partnership, limited liability company, registered limited liability partnership, assumed name and trademark documents submitted for filing; and maintain and disseminate information derived from those filings.

\$ 3,388,179 \$ 3,388,179

\* Senate Bill 1590, or similar legislation, was not enacted.



**SECRETARY OF STATE**  
(Continued)

**Efficiencies:**

Average Cost per Business Organization Filing	5.44	5.52
---	------	------

**A.1.2. Strategy:** UCC DOCUMENTS

File or reject Uniform Commercial Code documents, federal tax liens, and utility security agreements; and maintain and disseminate information derived from those filings.	\$ 2,499,518	\$ 2,499,489
--	--------------	--------------

**Efficiencies:**

Average Cost per Secured Transaction Filing	5.42	5.5
---	------	-----

**A.1.3. Strategy:** NOTARY PUBLIC/MISCELLANEOUS FILING

Commission notaries public and other appointed officials; accept substituted service of process; register athlete agents, business opportunities, health spas; file other documents required by statute; and take necessary enforcement actions.	\$ 1,289,132	\$ 1,289,132
--	--------------	--------------

**Efficiencies:**

Average Cost per Statutory Filing	8.56	8.39
-----------------------------------	------	------

**A.1.4. Strategy:** PUBLISH SESSION LAWS

Publish laws passed by the Legislature.

**A.2.1. Strategy:** TEXAS REGISTER/  
ADMINISTRATIVE CODE

Publish the Texas Register and the Texas Administrative Code.	<u>\$ 1,062,724</u>	<u>\$ 1,062,724</u>
---	---------------------	---------------------

**Efficiencies:**

Average Cost per Texas Register Published	16,390	16,390
Average Cost per Texas Administrative Code Published	9,400	9,400

<b>Total, Goal A: INFORMATION MANAGEMENT</b>	<u>\$ 8,446,036</u>	<u>\$ 8,246,007</u>
--	---------------------	---------------------

**B. Goal: ADMINISTER ELECTION LAWS**

To obtain and maintain uniformity and integrity in the conduct of elections statewide while overseeing the election process in the state.

<b>B.1.1. Strategy:</b> ELECTIONS ADMINISTRATION	\$ 2,741,127	\$ 2,741,127
--	--------------	--------------

Provide statewide elections administration.

**Efficiencies:**

Average Cost per Election Authority Assisted or Advised	28.48	57.33
---	-------	-------

<b>B.1.2. Strategy:</b> PRIMARY ELECTION FUNDS	\$ 12,781,722	\$ 473,773 & U.B.
--	---------------	-------------------

Administer primary election funds.

**Efficiencies:**

Administrative Cost to Administer Primary Election Fund	79,503	81,584
---	--------	--------

<b>B.1.3. Strategy:</b> CONSTITUTIONAL AMENDMENTS	\$ 626,256	\$ 26,256 & U.B.
---	------------	------------------

Publish and interpret constitutional amendments.

**Efficiencies:**

Average Cost per Amendment Published	60,000	
--------------------------------------	--------	--

**SECRETARY OF STATE**  
(Continued)

<b>B.1.4. Strategy:</b> VOTER REGISTRATION POSTAGE	\$ 527,177	\$ 16,552 & U.B.
<hr/>		
Reimburse counties for voter registration postage.		
<b>Efficiencies:</b>		
Administrative Cost to Reimburse Counties for Voter Registration Postage	30,307	31,216
<b>Total, Goal B: ADMINISTER ELECTION LAWS</b>	<u>\$ 16,676,282</u>	<u>\$ 3,257,708</u>

**C. Goal: INTERNATIONAL PROTOCOL**

To provide protocol services, represent the State of Texas at meetings and events with international diplomatic corps, and act as liaison to foreign government officials and business leaders.

<b>C.1.1. Strategy:</b> PROVIDE PROTOCOL SERVICES	\$ 82,271	\$ 82,271
<hr/>		
To provide protocol services, represent the State of Texas at meetings and events with international diplomatic corps, and act as liaison to foreign government officials and business leaders.		

<b>Grand Total, SECRETARY OF STATE</b>	<u>\$ 25,204,589</u>	<u>\$ 11,585,986</u>
--	----------------------	----------------------

**Method of Financing:**

General Revenue Fund	\$ 22,946,802	\$ 9,328,227
Appropriated Receipts	<u>2,257,787</u>	<u>2,257,759</u>

<b>Total, Method of Financing</b>	<u>\$ 25,204,589</u>	<u>\$ 11,585,986</u>
-----------------------------------	----------------------	----------------------

<b>Number of Full-time Equivalent Positions (FTE)</b>	242.5	242.5
<b>Number of FTEs in Riders</b>	6.0	6.0

**Schedule of Exempt Positions**

Secretary of State, Group 4	\$112,352	\$112,352
-----------------------------	-----------	-----------

1. **Capital Budget.** None of the funds appropriated above may be expended for capital budget items except as listed below. The amounts shown below shall be expended only for the purposes shown and are not available for expenditure for other purposes. Amounts appropriated above and identified in this provision as appropriations either for "Lease Payments to the Master Lease Purchase Program" or for items with an "(MLPP)" notation shall be expended only for the purpose of making lease-purchase payments to the Texas Public Finance Authority pursuant to the provisions of V.T.C.S., Art. 601d, Sec. 9A.

<u>2000</u>	<u>2001</u>
-------------	-------------

Out of the General Revenue Fund:

a. Acquisition of Information Resource Technologies

(1) Networking	\$	\$ 25,000
(2) Open Systems	525,000	435,000
(3) Personal Computers/Workstations	<u>\$ 191,600</u>	<u>\$ 256,600</u>
<b>Total, Capital Budget</b>	<u>\$ 716,600</u>	<u>\$ 716,600</u>

**SECRETARY OF STATE**  
(Continued)

2. **Appropriation of Receipts: Voting Systems; Vote Tabulation Center; Notary Fees; State Seal of Texas; Athlete Agents; Credit Card Fees; Telephone Solicitors; Law Enforcement Solicitors; Limited Liability Business Organizations; Veterans Organizations; and Restitution Liens.** General Revenue Funds appropriated above include funds received and revenue collected pursuant to V.T.C.A., Election Code, Chapter 122; V.T.C.A., Election Code, Chapter 68; V.T.C.A., Government Code, Section 406.007(a)(2); V.T.C.A., Business and Commerce Code, Section 17.08; V.T.C.S., Art. 8871; V.T.C.A., Business and Commerce Code, Section 38.101, et.seq; V.T.C.S. Art. 9023c; V.T.C.A., Business and Commerce Code, Section 36.11; V.T.C.S., Art. 9023b, and Code of Criminal Procedure, Art. 42.22, Section 7, for the purpose of implementing the provisions of those Acts. Funds appropriated above under Appropriated Receipts include funds received and revenue collected pursuant to V.T.C.A., Government Code, Section 405.031(e), for the purpose of implementing that Act.
3. **Contingency Appropriation, Constitutional Amendments.** There is hereby appropriated to the Secretary of State for the biennium beginning September 1, 1999, out of the General Revenue Fund, an amount equal to the actual costs of fulfilling the requirements of V.T.C.A., Election Code, Chapter 274, Subchapter B, and Article 17 Section 1 of the Texas Constitution for each proposed constitutional amendment and referendum item above ten (10) passed by the Legislature and submitted to the voters of the State of Texas. (Estimated to be \$210,000 for the 2000-01 biennium)
4. **Travel Expenditures.** The Secretary of State is hereby authorized to expend funds from the above appropriations to reimburse state inspectors for travel expenses pursuant to V.T.C.A., Election Code, Section 34.003.
5. **Limitation, Primary Finance.** Of the funds appropriated in Strategy B.1.2., Primary Election Funds, not more than \$250,000 may be distributed to the executive committees of the state parties for the operation of the primary and runoff elections. Funds distributed to the executive committees shall be distributed to the respective parties in the ratio of the total number of primary and runoff voters in the 1998 elections.
6. **Inaugural Receipts.** In addition to funds appropriated above, all contributions, receipts, and other deposits received pursuant to Chapter 401, Government Code, including the unexpended and unencumbered balances on hand on August 31, 1999, in the General Revenue Fund pursuant to Chapter 401, Government Code, are hereby appropriated to the Secretary of State for expenditures pursuant to Chapter 401, Government Code. Upon formation of the Inaugural Committee, all balances and receipts shall be transferred to the Committee and are hereby appropriated to the Inaugural Committee pursuant to Chapter 401, Government Code. Upon dissolution of the Inaugural Committee, all balances transferred to the Inaugural Endowment Fund pursuant to Chapter 401.011, Government Code, are hereby appropriated to the Inaugural Endowment Fund Committee. (Estimated to be \$194,000 for the 2000-01 biennium.)
7. **Distribution of Session Laws.** None of the funds appropriated above may be expended for the printing or distribution of session laws except for the following: (1) one copy to the governor, (2) one copy to the lieutenant governor, (3) one copy to the speaker of the house, (4) one copy to each court of appeals, (5) one copy to each county law library, (6) 10 copies to the Texas Legislative Council, (7) 15 copies to the Legislative Reference Library, (8) 30 copies to the State Law Library, (9) 60 copies to the Texas State Library, and (10) one copy to each member of the Legislature upon request.
8. **Unexpended Balances.** Any unexpended balances as of August 31, 1999 and August 31, 2000 in the appropriations made in Strategy A.2.1., Texas Register/Texas Administrative Code, to the Office of the Secretary of State are hereby appropriated for the same purposes for the biennium beginning September 1, 1999 (estimated to be \$5,000 for the 2000-01 biennium).

**SECRETARY OF STATE**  
(Continued)

9. **Use of Excess Registration Fees Authorization.** Any registration fee collected by the Office of the Secretary of State to pay the expenses of a conference, seminar or meeting in excess of the actual costs of such conference, seminar or meeting may be used to pay the expenses of any other conference, seminar or meeting for which no registration fees were collected or for which registration fees collected were insufficient to cover the total expenses (estimated to be \$6,000 for the 2000-01 biennium).
10. **Border Affairs Coordinator.** Out of funds appropriated above, the Secretary of State shall provide funding for a Border Affairs Coordinator to advocate for infrastructure needs, to coordinate activities related to colonias, and to promote economic development along the Texas border. In addition, the Coordinator shall encourage cooperation between the state, federal and Mexican governments in addressing issues related to the border between Texas and Mexico.
- \* 11. **Contingency Appropriation for House Bill 1699.** Contingent upon the enactment of House Bill 1699, or similar legislation relating to voter registration information, processes and procedures, by the Seventy-sixth Legislature, Regular Session, the Office of the Secretary of State is hereby appropriated \$183,072 to Strategy B.1.1., Elections Administration, for fiscal year 2000 out of the General Revenue Fund for the purpose of implementing that Act.
12. **Contingency Appropriation for Senate Bill 1421.** Contingent upon the enactment of Senate Bill 1421, or similar legislation relating to certain economically distressed areas, including colonias, by the Seventy-sixth Legislature, Regular Session, and contingent upon the gubernatorial appointment of the Office of the Secretary of State as the state's colonia initiatives coordinator, the Office of the Secretary of State is hereby appropriated \$289,411 for fiscal year 2000 and \$256,915 for fiscal year 2001 to Strategy C.1.1., Protocol Services, out of the General Revenue Fund for the purpose of implementing that Act. Also contingent upon the enactment of Senate Bill 1421, or similar legislation, and the appointment of the Office of the Secretary of State as the state's colonia initiatives coordinator, the "Number of Full-time Equivalent Positions (FTE)" figure indicated above is hereby increased by six for fiscal year 2000 and by six for fiscal year 2001.

**OFFICE OF STATE-FEDERAL RELATIONS**

For the Years Ending	
August 31, 2000	August 31, 2001

**A. Goal: INFLUENCE FEDERAL ACTION**

Increase the influence of the Governor and the Legislature over federal action that has a direct or indirect economic, fiscal, or regulatory impact on the state.

**Outcome (Results/Impact):**

Texas' Proportionate Share of Federal Funding	6.52%	6.52%
Percent of Customers Satisfied with OSFR Services	85%	85%

**A.1.1. Strategy: ACTION PLANS**

Monitor federal funding and regulatory issues; identify issues and recommend action; and develop and implement action plans.

**A.1.2. Strategy: AD HOC REPORTS/BRIEFINGS**

Produce special reports for, initiate state-federal issues briefings with and respond substantively to information requests from state and federal executive

	\$	303,835	\$	298,861
	\$	176,434	\$	164,820

\* See Veto Proclamation.

**OFFICE OF STATE-FEDERAL RELATIONS**  
(Continued)

and legislative officials while monitoring their satisfaction.

**Efficiencies:**

Percent of Responses within Two Business Days	85%	85%
---	-----	-----

<b>A.1.3. Strategy:</b> REGULAR REPORTS	\$ 132,594	\$ 119,091
Distribute timely information on state-federal issues including action alerts, weekly summations of congressional actions, and special reports while monitoring customer satisfaction and using the most current information and communication technologies.		

<b>Total, Goal A:</b> INFLUENCE FEDERAL ACTION	\$ 612,863	\$ 582,772
--	------------	------------

**B. Goal:** INDIRECT ADMINISTRATION

<b>B.1.1. Strategy:</b> INDIRECT ADMINISTRATION	\$ 521,308	\$ 517,171
---	------------	------------

<b>Grand Total, OFFICE OF STATE-FEDERAL RELATIONS</b>	<u>\$ 1,134,171</u>	<u>\$ 1,099,943</u>
---	---------------------	---------------------

**Method of Financing:**

General Revenue Fund	\$ 1,020,171	\$ 985,943
Interagency Contracts	<u>114,000</u>	<u>114,000</u>

<b>Total, Method of Financing</b>	<u>\$ 1,134,171</u>	<u>\$ 1,099,943</u>
-----------------------------------	---------------------	---------------------

<b>Number of Full-time Equivalent Positions (FTE)</b>	17.0	17.0
---	------	------

**Schedule of Exempt Positions**

Executive Director, Group 3	\$94,832	\$94,832
-----------------------------	----------	----------

1. **Cost of Living Salary Supplement.** The Office of State Federal Relations (OSFR) is hereby authorized to pay a salary supplement, not to exceed \$1,200 per month, to each OSFR employee whose duty station is located in Washington, D.C. This salary supplement shall be in addition to the salary rate authorized for that position by this Act.

Any state agency or any institution which assigns an employee to work in the Washington, D.C., office of the OSFR on a permanent basis and which also designates that employee's duty station as Washington, D.C., is hereby authorized to pay such an employee a salary supplement not to exceed \$1,200 per month. This salary supplement shall be in addition to the salary rate authorized by this Act.

In the event that an employee so assigned works on a less than full-time basis, the maximum salary supplement shall be set in a proportionate basis.

2. **Information and Assistance Requirements.** It is the intent of the Legislature that funds appropriated above be expended in a manner which provides information and assistance to both the legislative and executive branches of Texas State Government and that the funds be used to operate the office in a manner which is politically non-partisan.
3. **Reports on Increasing Federal Funds.** It is the intent of the Legislature that the Office of State-Federal Relations work with state agencies to identify and report to the Legislature on possible changes in state laws which could increase the amount of federal funds received by the

**OFFICE OF STATE-FEDERAL RELATIONS**  
(Continued)

state, and on changes to federal laws which could impact state funding of federal programs, or the state's receipt of federal funds.

4. **Interagency Contracts.** Consistent with the method of financing for the Office of State-Federal Relations (OSFR), state agencies and institutions of higher education that are represented by their employees in the Washington, DC office of the OSFR shall only be charged for their portion of the operating expenses, and not for rent or administrative staff costs.
5. **Unexpended Balances.** Any unexpended balances as of August 31, 2000 in the appropriations made herein to the Office of State-Federal Relations are reappropriated for the fiscal year beginning September 1, 2000.

**VETERANS COMMISSION**

	For the Years Ending August 31, 2000	August 31, 2001
<b>A. Goal: ASSIST IN VETERANS CLAIMS</b>		
To provide effective advocacy in claims representation and assistance to veterans, their dependents, and their survivors on obtaining veterans' benefits to which they are entitled.		
<b>Outcome (Results/Impact):</b>		
Amount of DVA Monetary Awards (in Millions of Dollars) Paid Because of Commission Advocacy in Claims Representation of Veterans With Service Disabilities	399	401
Amount of DVA Monetary Awards (in Millions of Dollars) Paid Because of Commission Advocacy in Claims Representation for Widows or Orphans of Veterans	170	170
<b>A.1.1. Strategy: CLAIMS ASSISTANCE</b>	<b>\$ 3,006,741</b>	<b>\$ 3,006,742</b>
Provide outreach services and advocacy in claims by veterans, their widows, and their orphans by Texas Veterans Commission personnel and through Veterans County Service Officers.		
<b>Output (Volume):</b>		
Number of Claims for Veterans Benefits Filed and Developed on Behalf of Veterans With Service-connected Disabilities	23,000	23,000
Number of Active Veterans Benefits Cases for Veterans, Their Widows, or Their Orphans Represented by the Texas Veterans Commission	103,000	103,000
Number of Appeals of Unfavorable DVA Decisions Filed on Behalf of Veterans, Their Widows, or Their Orphans	5,000	5,000
<b>Grand Total, VETERANS COMMISSION</b>	<b><u>\$ 3,006,741</u></b>	<b><u>\$ 3,006,742</u></b>
<b>Method of Financing:</b>		
General Revenue Fund	\$ 2,991,741	\$ 2,991,742
Interagency Contracts	<u>15,000</u>	<u>15,000</u>
<b>Total, Method of Financing</b>	<b><u>\$ 3,006,741</u></b>	<b><u>\$ 3,006,742</u></b>

**VETERANS COMMISSION**  
(Continued)

<b>Number of Full-time Equivalent Positions (FTE)</b>	88.0	88.0
<b>Schedule of Exempt Positions and Per Diem of Commission Members</b>		
Executive Director, Group 2	\$68,000	\$68,000
Per Diem of Commission Members	3,000	3,000

1. **National World War II Memorial Fund.** In addition to the amounts appropriated above, \$830,000 in General Revenue is appropriated to the Veterans Commission for the 2000-01 biennium to make a donation to the American Battle Monuments Commission for the purpose of construction of the National World War II Memorial. The Veterans Commission is authorized to forward the sum of \$830,000 to the American Battle Monuments Commission at such time that 70 percent of the estimated cost of construction of the National World War II Memorial is collected or committed to the National World War II Memorial Fund of the American Battle Monuments Commission, and upon receipt of documentation from the American Battle Monuments Commission confirming that 70 percent of the estimated cost has been collected or committed.

**Retirement and Group Insurance**

	For the Years Ending	
	August 31, 2000	August 31, 2001
<b>A. Goal: EMPLOYEES RETIREMENT SYSTEM</b>		
<b>A.1.1. Strategy: RETIREMENT CONTRIBUTIONS</b>	\$ 19,282,081	\$ 19,764,133
Provide an actuarially sound level of funding as defined by state law. Estimated		
<b>A.1.2. Strategy: GROUP INSURANCE</b>	<u>\$ 28,383,818</u>	<u>\$ 29,816,603</u>
Provide a basic health care and life insurance program for general state employees. Estimated		
<b>Total, Goal A: EMPLOYEES RETIREMENT SYSTEM</b>	<u>\$ 47,665,899</u>	<u>\$ 49,580,736</u>
<b>Grand Total, RETIREMENT AND GROUP INSURANCE</b>	<u>\$ 47,665,899</u>	<u>\$ 49,580,736</u>
<b>Method of Financing:</b>		
General Revenue Fund, estimated	\$ 36,459,934	\$ 37,769,153
General Revenue Fund - Dedicated, estimated	1,315,431	1,368,587
State Highway Fund No. 006, estimated	491,641	511,323
Federal Funds, estimated	9,256,737	9,784,235
Other Special State Funds, estimated	<u>142,156</u>	<u>147,438</u>
<b>Total, Method of Financing</b>	<u>\$ 47,665,899</u>	<u>\$ 49,580,736</u>

## Social Security and Benefit Replacement Pay

	For the Years Ending August 31, <u>2000</u>	August 31, <u>2001</u>
<b>A. Goal: SOCIAL SECURITY/BENEFIT REPLACEMENT</b>		
To provide funding to the Comptroller of Public Accounts for Social Security Contributions and Benefit Replacement Pay.		
<b>A.1.1. Strategy: STATE MATCH -- EMPLOYER</b>	\$ 24,081,260	\$ 24,683,291
Provide an employer match for Social Security contributions. Estimated		
<b>A.1.2. Strategy: BENEFIT REPLACEMENT PAY</b>	<u>\$ 5,760,184</u>	<u>\$ 5,241,294</u>
Provide Benefit Replacement Pay to eligible employees. Estimated		
<b>Total, Goal A: SOCIAL SECURITY/BENEFIT REPLACEMENT</b>	<u>\$ 29,841,444</u>	<u>\$ 29,924,585</u>
 <b>Grand Total, SOCIAL SECURITY AND BENEFIT REPLACEMENT PAY</b>	 <u><u>\$ 29,841,444</u></u>	 <u><u>\$ 29,924,585</u></u>
 <b>Method of Financing:</b>		
General Revenue Fund, estimated	\$ 24,069,167	\$ 24,152,196
General Revenue Fund - Dedicated, estimated	759,122	762,277
State Highway Fund No. 006, estimated	277,374	279,372
Federal Funds, estimated	4,645,823	4,640,028
Other Special State Funds, estimated	<u>89,958</u>	<u>90,712</u>
<b>Total, Method of Financing</b>	<u><u>\$ 29,841,444</u></u>	<u><u>\$ 29,924,585</u></u>

## Lease Payments

	For the Years Ending August 31, <u>2000</u>	August 31, <u>2001</u>
<b>Out of the General Revenue Fund:</b>		
<b>A. Goal: FINANCE CAPITAL PROJECTS</b>		
To provide funding to the General Services Commission for payment to Texas Public Finance Authority for the payment of revenue bond debt service requirements.		
<b>A.1.1. Strategy: LEASE PAYMENTS</b>	\$ 18,183,266	\$ 18,914,367
Make lease payments to the Texas Public Finance Authority on facilities financed through the Texas Public Finance Authority.		<u>&amp; U.B.</u>
<b>Grand Total, LEASE PAYMENTS</b>	<u><u>\$ 18,183,266</u></u>	<u><u>\$ 18,914,367</u></u>



**RECAPITULATION - ARTICLE I  
GENERAL GOVERNMENT  
(General Revenue)**

	For the Years Ending August 31, 2000	August 31, 2001
	<u>                    </u>	<u>                    </u>
Aircraft Pooling Board Rider Appropriations Total	\$ 1,400,000 <u>1,400,000</u>	\$  <u>                    </u>
Arts, Commission on the	5,284,429	3,284,429
Attorney General, Office of the Rider Appropriations Total	102,266,850 <u>5,796,212</u> 108,063,062	98,340,063 <u>50,000</u> 98,390,063
Bond Review Board	539,977	539,977
Comptroller of Public Accounts Contingency Appropriations Total	174,009,924 <u>2,703,289</u> 176,713,213	175,009,924 <u>1,198,914</u> 176,208,838
Fiscal Programs - Comptroller of Public Accounts Contingency Appropriations Total	125,993,400 <u>750,000</u> 126,743,400	116,754,400 <u>                    </u> 116,754,400
Ranger Pensions	11,520	11,520
Emergency Communications, Advisory Commission on State		
Employees Retirement System	5,512,415	5,512,415
Ethics Commission Contingency Appropriations Total	1,868,771 <u>450,000</u> 2,318,771	1,461,771 <u>                    </u> 1,461,771
Finance Authority, Texas Public Rider Appropriations Total	 <u>67,000,000</u> 67,000,000	557,205 <u>                    </u> 557,205
Fire Fighters' Pension Commissioner	107,479	107,479
General Services Commission Rider Appropriations Total	47,161,675 <u>5,225,616</u> 52,387,291	32,542,133 <u>                    </u> 32,542,133
Governor, Office of the Rider Appropriations Total	7,122,540 <u>2,927,000</u> 10,049,540	7,177,430 <u>                    </u> 7,177,430

**RECAPITULATION - ARTICLE I  
GENERAL GOVERNMENT  
(General Revenue)  
(Continued)**

	For the Years Ending	
	August 31, 2000	August 31, 2001
	<u>          </u>	<u>          </u>
Trusteed Programs within the Office of the Governor	16,351,530	4,861,295
Rider Appropriations	<u>5,400,000</u>	<u>500,000</u>
Total	21,751,530	5,361,295
Historical Commission	6,903,819	2,639,619
Rider Appropriations	188,871	
Contingency Appropriations	<u>25,000,000</u>	<u>25,000,000</u>
Total	32,092,690	27,639,619
Human Rights, Commission on	579,901	547,319
Incentive and Productivity Commission	222,872	222,872
Rider Appropriations	<u>7,500</u>	<u>7,500</u>
Total	230,372	230,372
Information Resources, Department of	3,795,856	3,548,185
Library and Archives Commission	13,287,787	13,003,265
Pension Review Board, State	223,199	261,559
Preservation Board	13,085,019	11,797,596
Rider Appropriations	1,886,482	4,128,426
Contingency Appropriations	<u>-1,700,000</u>	<u>-1,700,000</u>
Total	14,971,501	14,226,022
Risk Management, State Office of	4,655,493	4,483,115
Contingency Appropriations	<u>430,411</u>	<u>346,781</u>
Total	5,085,904	4,829,896
Workers' Compensation Payments	91,200,233	
Contingency Appropriations	<u>-1,538,752</u>	
Total	89,661,481	
Secretary of State	22,946,802	9,328,227
Rider Appropriations	8,000	3,000
Contingency Appropriations	<u>682,483</u>	<u>256,915</u>
Total	23,637,285	9,588,142
State-Federal Relations, Office of	1,020,171	985,943

**RECAPITULATION - ARTICLE I  
GENERAL GOVERNMENT  
(General Revenue)  
(Continued)**

	For the Years Ending	
	August 31, 2000	August 31, 2001
Veterans Commission	2,991,741	2,991,742
Rider Appropriations	830,000	
Total	3,821,741	2,991,742
 Subtotal, General Government	<b>\$ 766,290,515</b>	<b>\$ 525,761,019</b>
Retirement and Group Insurance	36,459,934	37,769,153
Social Security and Benefit Replacement Pay	24,069,167	24,152,196
 Subtotal, Employee Benefits	<b>\$ 60,529,101</b>	<b>\$ 61,921,349</b>
Lease Payments	18,183,266	18,914,367
 TOTAL, ARTICLE I - General Government	<b>\$ 845,002,882</b>	<b>\$ 606,596,735</b>

**RECAPITULATION - ARTICLE I  
GENERAL GOVERNMENT  
(General Revenue - Dedicated)**

	For the Years Ending	
	August 31, 2000	August 31, 2001
Aircraft Pooling Board	\$	\$
Arts, Commission on the	484,906	484,906
Attorney General, Office of the	40,622,589	41,354,589
Rider Appropriations	<u>14,000</u>	<u>8,000</u>
Total	40,636,589	41,362,589
<b>Bond Review Board</b>		
<b>Comptroller of Public Accounts</b>		
Fiscal Programs - Comptroller of Public Accounts	559,662	559,662
Rider Appropriations	<u>60,219,210</u>	<u>16,616,222</u>
Total	60,778,872	17,175,884
<b>Ranger Pensions</b>		
<b>Emergency Communications, Advisory Commission on State</b>	14,102,336	14,107,336
Contingency Appropriations	<u>32,456,334</u>	<u>29,005,996</u>
Total	46,558,670	43,113,332
<b>Employees Retirement System</b>		
<b>Ethics Commission</b>		
<b>Finance Authority, Texas Public</b>		
<b>Fire Fighters' Pension Commissioner</b>		
General Services Commission	3,660,736	3,660,736
Governor, Office of the		
Trusted Programs within the Office of the Governor	23,260,000	24,070,000
Historical Commission	375,000	400,000
Human Rights, Commission on		
Incentive and Productivity Commission		
Information Resources, Department of		
Library and Archives Commission		
Pension Review Board, State		
Preservation Board		
Risk Management, State Office of		
Workers' Compensation Payments		
<b>Secretary of State</b>		
Rider Appropriations	<u>187,000</u>	<u>7,000</u>
Total	187,000	7,000
<b>State-Federal Relations, Office of</b>		
<b>Veterans Commission</b>		
Subtotal, General Government	<u>\$ 175,941,773</u>	<u>\$ 130,274,447</u>

**RECAPITULATION - ARTICLE I  
GENERAL GOVERNMENT  
(General Revenue - Dedicated)  
(Continued)**

	For the Years Ending	
	August 31, 2000	August 31, 2001
Retirement and Group Insurance	1,315,431	1,368,587
Social Security and Benefit Replacement Pay	<u>759,122</u>	<u>762,277</u>
Subtotal, Employee Benefits	<u>\$ 2,074,553</u>	<u>\$ 2,130,864</u>
Lease Payments	<u>                    </u>	<u>                    </u>
TOTAL, ARTICLE I - General Government	<u>\$ 178,016,326</u>	<u>\$ 132,405,311</u>

**RECAPITULATION - ARTICLE I  
GENERAL GOVERNMENT  
(Federal Funds)**

	For the Years Ending	
	August 31, 2000	August 31, 2001
	<u>                    </u>	<u>                    </u>
Aircraft Pooling Board	\$ 658,600	\$ 658,600
Arts, Commission on the		
Attorney General, Office of the	149,663,405	143,805,902
Rider Appropriations	<u>11,492,424</u>	<u>                    </u>
Total	<u>161,155,829</u>	<u>143,805,902</u>
Bond Review Board		
Comptroller of Public Accounts	150,000	50,000
Fiscal Programs - Comptroller of Public Accounts	2,308,763	2,308,763
Ranger Pensions		
Emergency Communications, Advisory Commission on State		
Employees Retirement System		
Ethics Commission		
Finance Authority, Texas Public		
Fire Fighters' Pension Commissioner		
General Services Commission		
Governor, Office of the		
Trusteed Programs within the Office of the Governor	63,864,000	63,864,000
Historical Commission	631,192	631,192
Human Rights, Commission on	1,213,185	1,213,185
Incentive and Productivity Commission		
Information Resources, Department of	841,330	673,165
Library and Archives Commission	8,454,668	8,455,192
Pension Review Board, State		
Preservation Board		
Risk Management, State Office of		
Workers' Compensation Payments		
Secretary of State		
State-Federal Relations, Office of		
Veterans Commission		
	<u>                    </u>	<u>                    </u>
Subtotal, General Government	<u>\$ 239,277,567</u>	<u>\$ 221,659,999</u>
Retirement and Group Insurance	9,256,737	9,784,235
Social Security and Benefit Replacement Pay	<u>4,645,823</u>	<u>4,640,028</u>
	<u>                    </u>	<u>                    </u>
Subtotal, Employee Benefits	<u>\$ 13,902,560</u>	<u>\$ 14,424,263</u>
Lease Payments		
	<u>                    </u>	<u>                    </u>
<b>TOTAL, ARTICLE I - General Government</b>	<u><u>\$ 253,180,127</u></u>	<u><u>\$ 236,084,262</u></u>

**RECAPITULATION - ARTICLE I  
GENERAL GOVERNMENT  
(Other Funds)**

	For the Years Ending	
	August 31, 2000	August 31, 2001
Aircraft Pooling Board	\$ 2,765,059	\$ 2,765,059
Rider Appropriations	<u>1,350,670</u>	<u>1,350,670</u>
Total	4,115,729	2,765,059
Arts, Commission on the	970,000	970,000
Attorney General, Office of the	12,900,570	12,900,570
Contingency Appropriations	<u>287,850</u>	<u>291,975</u>
Total	13,188,420	13,192,545
Bond Review Board		
Comptroller of Public Accounts	607,723	607,723
Fiscal Programs - Comptroller of Public Accounts		
Ranger Pensions		
Emergency Communications, Advisory Commission on State		
Employees Retirement System		
Ethics Commission	69,471	40,000
Finance Authority, Texas Public	693,233	147,003
Contingency Appropriations	<u>139,000</u>	<u>141,000</u>
Total	832,233	288,003
Fire Fighters' Pension Commissioner	253,391	236,571
General Services Commission	64,199,696	43,828,245
Rider Appropriations	<u>103,174,454</u>	<u>43,828,245</u>
Total	167,374,150	43,828,245
Governor, Office of the		
Trusted Programs within the Office of the Governor		
Historical Commission	1,331,739	1,496,466
Human Rights, Commission on	378,899	411,481
Incentive and Productivity Commission		
Rider Appropriations	<u>17,000</u>	<u>17,000</u>
Total	17,000	17,000
Information Resources, Department of	3,606,321	3,343,119
Library and Archives Commission	1,834,554	1,837,206
Rider Appropriations	<u>424,339</u>	<u>1,837,206</u>
Total	2,258,893	1,837,206
Pension Review Board, State	45,000	45,000
Preservation Board	44,994,301	8,026,595
Risk Management, State Office of	923,505	916,858
Workers' Compensation Payments	1,100,000	
Secretary of State	2,257,787	2,257,759

**RECAPITULATION - ARTICLE I  
GENERAL GOVERNMENT  
(Other Funds)  
(Continued)**

	For the Years Ending	
	August 31, 2000	August 31, 2001
State-Federal Relations, Office of Veterans Commission	114,000 15,000	114,000 15,000
Subtotal, General Government	<b>\$ 244,453,562</b>	<b>\$ 80,391,630</b>
Retirement and Group Insurance	633,797	658,761
Social Security and Benefit Replacement Pay	367,332	370,084
Subtotal, Employee Benefits	<b>\$ 1,001,129</b>	<b>\$ 1,028,845</b>
Lease Payments		
Less Interagency Contracts	<b>\$ 35,240,130</b>	<b>\$ 33,990,214</b>
<b>TOTAL, ARTICLE I - General Government</b>	<b>\$ 210,214,561</b>	<b>\$ 47,430,261</b>



**RECAPITULATION - ARTICLE I  
GENERAL GOVERNMENT  
(All Funds)**

	For the Years Ending	
	August 31, 2000	August 31, 2001
Aircraft Pooling Board	\$ 2,765,059	\$ 2,765,059
Rider Appropriations	<u>2,750,670</u>	<u>2,765,059</u>
Total	5,515,729	2,765,059
Arts, Commission on the	7,397,935	5,397,935
Attorney General, Office of the	305,453,414	296,401,124
Rider Appropriations	17,302,636	58,000
Contingency Appropriations	<u>287,850</u>	<u>291,975</u>
Total	323,043,900	296,751,099
Bond Review Board	539,977	539,977
Comptroller of Public Accounts	174,767,647	175,667,647
Contingency Appropriations	<u>2,703,289</u>	<u>1,198,914</u>
Total	177,470,936	176,866,561
Fiscal Programs - Comptroller of Public Accounts	128,861,825	119,622,825
Rider Appropriations	60,219,210	16,616,222
Contingency Appropriations	<u>750,000</u>	<u></u>
Total	189,831,035	136,239,047
Ranger Pensions	11,520	11,520
Emergency Communications, Advisory Commission on		
State	14,102,336	14,107,336
Contingency Appropriations	<u>32,456,334</u>	<u>29,005,996</u>
Total	46,558,670	43,113,332
Employees Retirement System	5,512,415	5,512,415
Ethics Commission	1,938,242	1,501,771
Contingency Appropriations	<u>450,000</u>	<u></u>
Total	2,388,242	1,501,771
Finance Authority, Texas Public	693,233	704,208
Rider Appropriations	67,000,000	
Contingency Appropriations	<u>139,000</u>	<u>141,000</u>
Total	67,832,233	845,208
Fire Fighters' Pension Commissioner	360,870	344,050
General Services Commission	115,022,107	80,031,114
Rider Appropriations	<u>108,400,070</u>	<u></u>
Total	223,422,177	80,031,114

**RECAPITULATION - ARTICLE I  
GENERAL GOVERNMENT  
(All Funds)  
(Continued)**

	For the Years Ending	
	August 31, 2000	August 31, 2001
	<u>          </u>	<u>          </u>
Governor, Office of the Rider Appropriations	7,122,540	7,177,430
Total	<u>2,927,000</u>	<u>          </u>
	10,049,540	7,177,430
Trusted Programs within the Office of the Governor Rider Appropriations	103,475,530	92,795,295
Total	<u>5,400,000</u>	<u>500,000</u>
	108,875,530	93,295,295
Historical Commission Rider Appropriations	9,241,750	5,167,277
Contingency Appropriations	188,871	
Total	<u>25,000,000</u>	<u>25,000,000</u>
	34,430,621	30,167,277
Human Rights, Commission on	2,171,985	2,171,985
Incentive and Productivity Commission Rider Appropriations	222,872	222,872
Total	<u>24,500</u>	<u>7,500</u>
	247,372	230,372
Information Resources, Department of	8,243,507	7,564,469
Library and Archives Commission Rider Appropriations	23,577,009	23,295,663
Total	<u>424,339</u>	<u>          </u>
	24,001,348	23,295,663
Pension Review Board, State	268,199	306,559
Preservation Board Rider Appropriations	58,079,320	19,824,191
Contingency Appropriations	1,886,482	4,128,426
Total	<u>59,965,802</u>	<u>-1,700,000</u>
	59,965,802	22,252,617
Risk Management, State Office of Contingency Appropriations	5,578,998	5,399,973
Total	<u>430,411</u>	<u>346,781</u>
	6,009,409	5,746,754
Workers' Compensation Payments Contingency Appropriations	92,300,233	
Total	<u>-1,538,752</u>	<u>          </u>
	90,761,481	

**RECAPITULATION - ARTICLE I  
GENERAL GOVERNMENT  
(All Funds)  
(Continued)**

	For the Years Ending	
	August 31, <u>2000</u>	August 31, <u>2001</u>
Secretary of State	25,204,589	11,585,986
Rider Appropriations	195,000	10,000
Contingency Appropriations	<u>682,483</u>	<u>256,915</u>
Total	26,082,072	11,852,901
 State-Federal Relations, Office of	 1,134,171	 1,099,943
Veterans Commission	3,006,741	3,006,742
Rider Appropriations	<u>830,000</u>	<u>830,000</u>
Total	<u>3,836,741</u>	<u>3,006,742</u>
 Subtotal, General Government	 <u>\$ 1,425,963,417</u>	 <u>\$ 958,087,095</u>
Retirement and Group Insurance	47,665,899	49,580,736
Social Security and Benefit Replacement Pay	<u>29,841,444</u>	<u>29,924,585</u>
Subtotal, Employee Benefits	<u>\$ 77,507,343</u>	<u>\$ 79,505,321</u>
Lease Payments	<u>18,183,266</u>	<u>18,914,367</u>
Less Interagency Contracts	<u>\$ 35,240,130</u>	<u>\$ 33,990,214</u>
 TOTAL, ARTICLE I - General Government	 <u>\$ 1,486,413,896</u>	 <u>\$ 1,022,516,569</u>
 Number of Full-time Equivalent Positions (FTE)	 9,175.0	 9,249.0



## ARTICLE II

### HEALTH AND HUMAN SERVICES

Section 1. The several sums of money herein specified, or so much thereby as may be necessary, are appropriated out of any funds in the State Treasury not otherwise appropriated, or out of special funds as indicated, for the support, maintenance, or improvement of the designated health and human services agencies.

#### DEPARTMENT ON AGING

	For the Years Ending August 31, 2000	August 31, 2001
<b>A. Goal: SERVICES AND OPPORTUNITIES</b>		
To enable older Texans to live dignified, independent, and productive lives within a safe living environment through an accessible, locally-based, comprehensive and coordinated continuum of services and opportunities.		
<b>Outcome (Results/Impact):</b>		
Percent of Older Population Receiving Services Who Are Low-Income	78%	79%
Percent of Older Population Receiving Services Who are Moderately to Severely Impaired	25%	26%
Percent of Older Population Receiving Services Who Remained Independent Due to Services	90%	90%
Percent of Nursing Homes With a Certified Ombudsman	77%	81%
 <b>A.1.1. Strategy: CONNECTIONS</b>	<b>\$ 8,522,709</b>	<b>\$ 8,522,709</b>
Provide a statewide, locally-based system that connects people with the services and benefits they need through ombudsman services, Options case management, information and legal assistance.		
<b>Output (Volume):</b>		
Number of Certified Ombudsmen	892	938
Number of Persons Receiving Options Case Management	10,409	10,409
Number of Unlicensed Assisted Living Facilities Identified	200	300
<b>Efficiencies:</b>		
TDOA Cost per Certified Ombudsman	2,267	2,267
TDOA Cost per Options Case Management Client	198	198
 <b>A.1.2. Strategy: NUTRITION SERVICES</b>	<b>\$ 36,413,923</b>	<b>\$ 36,413,923</b>
Provide a statewide, locally-based system of nutrition services that includes meals, counseling, and education designed to promote good health and to prevent illness.		
<b>Output (Volume):</b>		
Number of Congregate Meals Served	4,816,766	4,816,766
Number of Home Delivered Meals Served	4,535,928	4,535,928
Number of Meals Reimbursed by USDA	15,000,000	15,000,000
<b>Efficiencies:</b>		
TDOA Cost per Congregate Meal	2.83	2.83
TDOA Cost per Home-delivered Meal	2.56	2.56
USDA Reimbursement Rate per Meal	.5539	.5539
<b>Explanatory:</b>		
Unit Cost per Congregate Meal	3.61	3.61
Unit Cost per Home-delivered Meal	3.77	3.77



**DEPARTMENT ON AGING**  
(Continued)

3. **Memorandum of Agreement: Options for Independent Living Program.** It is the intent of the Legislature that the Texas Department on Aging will maintain a Memorandum of Agreement with the Texas Department of Human Services which specifies that there will be no duplication of services to elderly clients served by the "Options" program and elderly clients served by the Texas Department of Human Services.
4. **Appropriation and Unexpended Balances: Affordable Housing for the Elderly.** Funds appropriated above include fees collected pursuant to Section 394.902, Local Government Code, and Section 101.022, Human Resources Code, as amended, for the purpose of promoting affordable housing for the elderly. The Department on Aging shall submit a report to the Legislative Budget Board and the Governor by October 1 of each year. The report shall identify for the prior fiscal year the amount of fees collected and deposited into the General Revenue Fund, the dollar value of grants issued with such funds, the number of persons or entities receiving grants, and the specific purposes for which grants were issued.

Contingent upon certification by the Department on Aging and verification by the Comptroller, all fees collected in excess of \$90,000 each year of the biennium (estimated to be \$110,000 in fiscal year 2000 and \$121,000 in fiscal year 2001) are hereby appropriated to the Department on Aging to promote affordable housing for the elderly. The Department on Aging shall provide written notification of the agency's intention to expend fee-generated general revenue in excess of \$90,000 each year of the biennium to the Legislative Budget Board and the Governor at least 14 days prior to the planned expenditure, and document the amount and specific purpose of the planned expenditure. Any unexpended balances in fees collected to promote affordable housing for the elderly for the fiscal year ending August 31, 2000, may be carried forward into fiscal year 2001, and such balances are hereby appropriated.

5. **Area Agencies on Aging.** It is the intent of the Legislature that if the Department on Aging plans to alter local planning and service areas in effect on September 1, 1999, that the department receive approval from the Health and Human Services Commission and that the Governor and the Legislative Budget Board be notified before the adoption of such plans.
6. **Sunset Contingency.** Funds appropriated above for fiscal year 2001 for the Department on Aging are made contingent on the continuation of the Department on Aging by the Legislature. In the event that the agency is not continued, the funds appropriated for fiscal year 2000 or as much thereof as may be necessary are to be used to provide for the phase out of agency operations.

**COMMISSION ON ALCOHOL AND DRUG ABUSE**

	For the Years Ending August 31, 2000	August 31, 2001
--	--	--------------------

**A. Goal: SERVICES DISTRIBUTION**

Provide for the delivery of substance abuse prevention, intervention, and treatment services based on need throughout the state.

**Outcome (Results/Impact):**

Percent of Treatment Providers Who Also Provide Family Services	35%	40%
Percent of Youth Completing Treatment Programs Who Report They Are Abstinent When Contacted Following Discharge	87%	87%
Percent of Unemployed Adults Completing Treatment Programs Who Report They Are Employed When Contacted Following Discharge	59%	59%

**COMMISSION ON ALCOHOL AND DRUG ABUSE**  
(Continued)

Percent of Youth Who Report They Are Abstinent When Contacted Following Discharge	83%	83%
Percent of Adults Entering Treatment Programs Who Report They Are Abstinent When Contacted Following Discharge	77%	77%
<b>A.1.1. Strategy: PREVENTION SERVICES</b>	<b>\$ 31,430,432</b>	<b>\$ 31,430,382</b>
Implement community and family based prevention services to increase resilience and reduce the risk of chemical use, abuse and dependency in Texas.		
<b>Output (Volume):</b>		
Number of Adults Served in Prevention Programs	68,828	68,828
Number of Youth Served in Prevention Programs	183,259	183,259
<b>Efficiencies:</b>		
Average Cost per Youth for Prevention Services	120.96	120.96
Average Cost per Adult for Prevention Services	134.59	134.59
<b>A.1.2. Strategy: INTERVENTION SERVICES</b>	<b>\$ 27,265,362</b>	<b>\$ 27,260,196</b>
Implement community and family based intervention services to interrupt the illegal use of alcohol, tobacco, and other drugs by youth and to break the cycle of harmful use of legal substances and all use of illegal substances by adults.		
<b>Output (Volume):</b>		
Number of Adults Served in Intervention Programs	208,482	208,443
Number of Youth Served in Intervention Programs	201,996	201,957
<b>A.1.3. Strategy: TREATMENT SERVICES</b>	<b>\$ 86,195,863</b>	<b>\$ 85,346,333</b>
Implement a continuum of community and family based treatment and related services for chemically dependent persons.		
<b>Output (Volume):</b>		
Percent of Adults Completing Treatment Programs	70%	70%
Percent of Youth Completing Treatment Programs	60%	60%
<b>Efficiencies:</b>		
Average Cost per Adult Served in Treatment Programs	2,254	2,254
Average Cost per Youth Served in Treatment Programs	4,857	4,857
<b>Explanatory:</b>		
Number of Adults Served in Treatment Programs	27,896	27,520
Number of Youth Served in Treatment Programs	3,510	3,510
Number of Dual Diagnosis Clients Served	5,350	5,350
<b>A.1.4. Strategy: CRIMINAL JUSTICE TREATMENT</b>	<b>\$ 6,500,000</b>	<b>\$ 6,500,000</b>
Provide criminal justice based chemical dependency services.		
<b>A.2.1. Strategy: COMPULSIVE GAMBLING</b>	<b>\$ 375,000</b>	<b>\$ 375,000</b>
Provide problem gambling awareness and prevention services.		
<b>Output (Volume):</b>		
Number of Telephone Calls to Gambling Prevention Hotline	45,863	45,863
<b>Total, Goal A: SERVICES DISTRIBUTION</b>	<b>\$ 151,766,657</b>	<b>\$ 150,911,911</b>
<b>B. Goal: QUALITY ASSURANCE</b>		
Ensure value, safety and accountability of substance abuse prevention, intervention, and treatment services.		
<b>Outcome (Results/Impact):</b>		
Percent of Programs in Compliance with State and Federal Mandates	96%	96%



**COMMISSION ON ALCOHOL AND DRUG ABUSE**  
(Continued)

<b>B.1.1. Strategy: COMPLIANCE</b>	\$ 3,831,553	\$ 3,844,348
Verify and enforce compliance with regulatory and funding requirements.		
<b>Output (Volume):</b>		
Number of Field Audits Performed	95	95
<b>Efficiencies:</b>		
Average Cost per Audit	2,496	2,496
 <b>B.1.2. Strategy: PERFORMANCE MANAGEMENT</b>	 <u>\$ 5,302,041</u>	 <u>\$ 5,472,373</u>
Optimize performance quality and cost efficiency through the funding, managing, and monitoring of services.		
<b>Output (Volume):</b>		
Number of Provider Performance Reviews Conducted	505	505
 <b>Total, Goal B: QUALITY ASSURANCE</b>	 <u>\$ 9,133,594</u>	 <u>\$ 9,316,721</u>
 <b>C. Goal: INDIRECT ADMINISTRATION</b>		
<b>C.1.1. Strategy: CENTRAL ADMINISTRATION</b>	\$ 2,132,316	\$ 2,121,940
<b>C.1.2. Strategy: INFORMATION RESOURCES</b>	\$ 1,221,108	\$ 1,247,560
<b>C.1.3. Strategy: OTHER SUPPORT SERVICES</b>	<u>\$ 703,395</u>	<u>\$ 698,397</u>
 <b>Total, Goal C: INDIRECT ADMINISTRATION</b>	 <u>\$ 4,056,819</u>	 <u>\$ 4,067,897</u>
 <b>Grand Total, COMMISSION ON ALCOHOL AND DRUG ABUSE</b>	 <u>\$ 164,957,070</u>	 <u>\$ 164,296,529</u>
 <b>Method of Financing:</b>		
General Revenue for Substance Abuse Prevention and Treatment Block Grant	\$ 27,256,268	\$ 27,256,268
Federal Funds	136,288,867	135,628,326
<u>Other Funds</u>		
Appropriated Receipts	165,830	165,830
Interagency Contracts	<u>1,246,105</u>	<u>1,246,105</u>
 Subtotal, Other Funds	 <u>\$ 1,411,935</u>	 <u>\$ 1,411,935</u>
 <b>Total, Method of Financing</b>	 <u>\$ 164,957,070</u>	 <u>\$ 164,296,529</u>
 <b>Number of Full-time Equivalent Positions (FTE)</b>	 244.5	 244.5
 <b>Schedule of Exempt Positions</b>		
Executive Director, Group 4	\$90,000	\$90,000

1. **Capital Budget.** None of the funds appropriated above may be expended for capital budget items except as listed below. The amounts shown below shall be expended only for the purposes shown and are not available for expenditure for other purposes. Amounts appropriated above and identified in this provision as appropriations either for "Lease payments to the Master Lease Purchase Program" or for items with an "(MLPP)" notation shall be expended only for the purpose of making lease-purchase payments to the Texas Public Finance Authority pursuant to the provisions of V.T.C.S., Art. 601d, Sec. 9A.

**COMMISSION ON ALCOHOL AND DRUG ABUSE**  
(Continued)

	2000	2001
<b>Out of Federal Funds:</b>		
a. Acquisition of Information Resource Technologies		
(1) Integrated Management System	\$ 56,000	\$ 110,000
b. Acquisition of Capital Equipment and Items		
(1) Modular Furniture (MLPP Payments for 1996-97 Acquisitions)	\$ 65,712	\$ 0
<b>Total, Capital Budget</b>	<b>\$ 121,712</b>	<b>\$ 110,000</b>

2. **Screening of Alcoholics and Drug Abusers Authorized.** From funds appropriated above, the Texas Commission on Alcohol and Drug Abuse may grant, through contract, funds to support the screening of alcoholics and drug abusers prior to institutionalization in a state facility. The Commission may furthermore develop new alternatives to the institutionalization of alcoholics and drug abusers through services provided by community mental health centers and alcohol and drug abuse providers.
  
3. **Data Collection Required.** The Commission is required to collect billing, services, and client information from contractors on a monthly basis. Data shall be collected on the services provided to minority populations, including Native Americans. The Commission also shall document the expenditure of funds for training of personnel, staff development, public information, and other services that cannot be measured by direct client outcome.
  
4. **Agreements With Native American Population Authorities.** The Texas Commission on Alcohol and Drug Abuse shall enter into agreements with Native American population authorities for the provision of substance abuse programs aimed at dealing with the prevention, intervention and treatment of alcoholics and drug abusers among the Native American population.
  
5. **Priority Populations Defined.** The Legislature designates the following priority populations of the Commission:
  - a. youth who currently are at risk of using or abusing, who currently abuse, or have abused, substances including youth in or referred by the juvenile justice system;
  - b. people who have or are at risk of having human immunodeficiency virus infection through substance abusing behavior;
  - c. substance abusers who have now, or who have at one time, entered the criminal justice system;
  - d. substance abusers who are at risk of institutionalization or who currently are served in mental health facilities;
  - e. substance abusers who have had children placed under the conservatorship of the Department of Protective and Regulatory Services;
  - f. youth at-risk of selling controlled substances;
  - g. women with children or women of child bearing years; and
  - h. indigent veterans having received an honorable discharge.
  
6. **Youth At Risk of Selling Controlled Substances.** Out of funds appropriated above, the Commission shall plan, develop, coordinate, evaluate, and implement constructive methods and programs to provide wholesome alternatives for youth at risk of selling controlled substances.
  
7. **Coordination of Support Services.** Out of the funds appropriated above, the Commission is directed to enter into formal agreements with other health and human service agencies to facilitate referral and access for its clients to other needed ancillary services as determined by the client's treatment plan. Each client's treatment plan is to contain complete and appropriate

**COMMISSION ON ALCOHOL AND DRUG ABUSE**  
(Continued)

medical, educational and/or vocational objectives that meet the needs of clients. The Commission shall provide technical aids and assistance to ensure that clients are provided or are referred to appropriate services. The Commission shall monitor its contractors to gauge the performance of its contractors regarding the provision and/or referral of clients to appropriate services. The Commission shall evaluate the impact that supportive services may have upon achieving successful treatment outcomes.

8. **Appropriations Limited to Revenue Collections.** It is the intent of the Legislature that fees, fines, and other miscellaneous revenues as authorized and generated by the agency cover, at a minimum, the cost of the appropriations made above for the licensing and regulation of chemical dependency counselors and chemical dependency treatment facilities in strategy item B.1.1., Compliance, as well as the "other direct and indirect costs" associated with this function, appropriated elsewhere in this Act. "Other direct and indirect costs" for the licensing and regulation of chemical dependency counselors and chemical dependency treatment facilities are estimated to be \$185,297 for fiscal year 2000 and \$186,769 for fiscal year 2001. In the event that actual and/or projected fee revenue collections are insufficient to offset the costs identified by this provision, the Legislative Budget Board may direct that the Comptroller of Public Accounts reduce the appropriation authority provided above to be within the amount of revenue expected to be available.
9. **Medicaid Programs - Revenue Enhancement.** Out of the funds appropriated above, local mental health authorities are encouraged to use these state funds to match federal Medicaid funds entitled rehabilitation services under the State Medicaid Plan, for those Medicaid eligible clients receiving substance abuse services by the local mental health authority. These funds may be expended on persons with co-occurring mental health and substance abuse diagnoses.
10. **HIV Contracting At TCADA.** The contracting of HIV services at the Texas Commission on Alcohol and Drug Abuse shall be as comprehensive as those at the Texas Department of Health and shall include, but is not limited to:
  - a. definitions of health services and support services to be provided;
  - b. requirements for licensure of facilities or service providers;
  - c. budgets, financial status reports, and standards for financial reports;
  - d. performance measures and standards;
  - e. fee schedules, where applicable; and
  - f. restrictions/limitations on the use of contract funds.
11. **Public/Private Partnership.** It is the intent of the Legislature that the Commission shall partner with private and other public entities to the greatest extent possible for the purpose of conserving state general revenue appropriations.
12. **Compulsive Gambling Prevention Programs.** The Texas Commission on Alcohol and Drug Abuse shall enter into an interagency agreement with the Lottery Commission by which the Lottery Commission shall provide \$375,000 for each year of the biennium to the Commission on Alcohol and Drug Abuse to maintain the Problem Gambler's Hotline.
13. **Criminal Justice/Substance Abuse Initiative.** The Commission shall transfer \$6,500,000 each year of the biennium for the Treatment Alternatives to Incarceration Programs to the Department of Criminal Justice for the provision of substance abuse treatment programs for probationers.
14. **Sunset Contingency.** Funds appropriated above for fiscal year 2001 for the Texas Commission on Alcohol and Drug Abuse are made contingent on the continuation of the Texas Commission on Alcohol and Drug Abuse by the Legislature. In the event the agency is not continued, the funds appropriated for fiscal year 2000 or as much thereof as may be necessary are to be used to provide for the phase out of agency operations.

**COMMISSION ON ALCOHOL AND DRUG ABUSE**  
(Continued)

15. **Notification of Regional Funds Distribution.** The Commission on Alcohol and Drug Abuse shall notify the Senate Finance Committee, House Appropriations Committee, Legislative Budget Board and the Governor's Office of Budget and Planning of the allocation methodology or formula used to allocate funds. This report shall include development of a statewide plan for substance abuse delivery services which:
- a. provides for reasonable geographic access to services;
  - b. is based upon equitable funding;
  - c. selects providers on a competitive basis; and
  - d. presents an impact analysis of any changes from the previous year's formula or percentage allocations, by public health region.

The report shall be submitted at least 30 days prior to allocations made out of funds appropriated above.

16. **Substance Abuse Funds.** Out of the funds appropriated above for Strategy A.1.1., Prevention Services, funds equal to \$2,093,868 shall be transferred to the Juvenile Probation Commission via an interagency transfer from the Texas Commission on Alcohol and Drug Abuse each year of the 2000-01 biennium for the purpose of funding substance abuse grants to local juvenile probation departments.
17. **Notification of Intent to Use Federal Grant Funds.** The Commission on Alcohol and Drug Abuse shall notify the Legislative Budget Board and the Governor of its intent to use additional Substance Abuse Prevention and Treatment grant funds in excess of the amounts specifically appropriated in the strategies above to fund services previously funded from other federal sources. This notification shall include the services to be provided, the original source of funding for the program or services, and the amount of the grant funds to be used. The notification shall be submitted at least 30 days prior to allocations made out of funds appropriated above.
18. **Use of Federal Funds Carryforward for Specific Programs.** Out of federal grant funds appropriated by this Act, the Commission on Alcohol and Drug Abuse shall expend in each year of the biennium the amounts specified below for the following programs:
- a. \$1,000,000 for the Texas-Mexico Border Initiative;
  - b. \$1,000,000 to provide prevention services to preschool children;
  - c. \$7,000,000 for Family-Based Services;
  - d. \$2,000,000 for the Dual Diagnosis program for clients with co-occurring substance abuse and mental illness;
  - e. \$700,000 for Transitional Living Services; and
  - f. \$542,155 for salaries for thirteen (13.0) full-time equivalents.

This level of funding for these programs may not be able to be maintained in the future due to the depletion of available federal grant funds.

19. **Advisory Committee Members.** Pursuant to Government Code, Section 2110.004, Reimbursement of Expenses, funds appropriated above may be expended to reimburse advisory committee members of the Statewide Service Delivery Advisory Committee, the Multicultural Affairs Advisory Committee, and the Regional Advisory Consortium.
20. **Detoxification Center for Adolescents.** Out of federal grant funds appropriated by this Act in Strategy A.1.3., Treatment, the Commission on Alcohol and Drug Abuse shall expend \$337,260 in each fiscal year of the 2000-01 biennium to fund a level 1 detoxification treatment center for adolescents in an urban area in Region 11b.

## COMMISSION FOR THE BLIND

	For the Years Ending	
	August 31, 2000	August 31, 2001
<b>A. Goal: INDEPENDENT LIVING</b>		
To assist Texans who are blind or visually impaired to live as independently as possible consistent with their capabilities.		
<b>Outcome (Results/Impact):</b>		
Percent of Consumers Whose Dependent Living Risk Was Diminished	92%	92%
<b>A.1.1. Strategy: INDEPENDENT LIVING SKILLS</b>	\$ 1,627,729	\$ 1,627,387
To provide a program of developing independent living skills.		
<b>Output (Volume):</b>		
Number of Consumers Served	3,441	3,441
<b>Efficiencies:</b>		
Average Cost per Consumer Served	454	454
<b>A.2.1. Strategy: HABILITATIVE SERVICES FOR CHILDREN</b>	\$ 2,940,159	\$ 2,940,159
To provide habilitative services to blind and visually impaired children.		
<b>Output (Volume):</b>		
Number of Children Receiving Habilitative Services	7,774	7,774
<b>Efficiencies:</b>		
Average Cost per Child Served	404	404
<b>A.2.2. Strategy: BLINDNESS EDUCATION</b>	<u>\$ 960,000</u>	<u>\$ 960,000</u>
Blindness Education, Screening and Treatment Program		
<b>Output (Volume):</b>		
Number of Individuals Served by Blindness Education, Screening and Treatment (BEST) Program	10,667	10,667
<b>Efficiencies:</b>		
Average Cost per Individual Served by Blindness Education, Screening and Treatment (BEST) Program	90	90
<b>Total, Goal A: INDEPENDENT LIVING</b>	<u>\$ 5,527,888</u>	<u>\$ 5,527,546</u>
<b>B. Goal: MAINTAIN EMPLOYMENT</b>		
To assist Texans who are blind or visually impaired to secure or maintain employment in careers consistent with their skills, abilities, and interests.		
<b>Outcome (Results/Impact):</b>		
Percent of Consumers Successfully Rehabilitated Who Were Satisfied With Services	92%	92%
<b>B.1.1. Strategy: VOCATIONAL REHABILITATION</b>	\$ 35,940,194	\$ 36,840,600
To provide vocational rehabilitation services to persons who are blind or visually impaired.		
<b>Output (Volume):</b>		
Number of Consumers Served	11,330	11,480
Number of Consumers Receiving Post-Secondary Services	959	989
<b>Efficiencies:</b>		
Average Cost per Consumer Served	3,397	3,434
Average Cost per Individual Receiving Post-Secondary Services	3,749	3,749

**COMMISSION FOR THE BLIND**  
(Continued)

<b>B.1.2. Strategy:</b> BUSINESS ENTERPRISES PROGRAM	\$ 2,974,197	\$ 2,742,986
To provide employment opportunities in the food service industry for persons who are blind and visually impaired.		
<b>Output (Volume):</b>		
Number of Consumers Employed	137	145
<b>Efficiencies:</b>		
Average Program Administration Cost per Consumer	6,408	6,408
<b>Total, Goal B: MAINTAIN EMPLOYMENT</b>	<u>\$ 38,914,391</u>	<u>\$ 39,583,586</u>
<b>C. Goal: INDIRECT ADMINISTRATION</b>		
<b>C.1.1. Strategy:</b> CENTRAL ADMINISTRATION	\$ 1,765,543	\$ 1,795,543
<b>C.1.2. Strategy:</b> INFORMATION RESOURCES	\$ 888,500	\$ 863,763
<b>C.1.3. Strategy:</b> OTHER SUPPORT SERVICES	<u>\$ 611,254</u>	<u>\$ 630,633</u>
<b>Total, Goal C: INDIRECT ADMINISTRATION</b>	<u>\$ 3,265,297</u>	<u>\$ 3,289,939</u>
<b>Grand Total, COMMISSION FOR THE BLIND</b>	<u>\$ 47,707,576</u>	<u>\$ 48,401,071</u>
 <b>Method of Financing:</b>		
<u>General Revenue Fund</u>		
General Revenue Fund	\$ 3,720,843	\$ 3,722,181
Earned Federal Funds	150,000	150,000
GR for Vocational Rehabilitation	6,263,943	6,274,056
GR for Match for Medicaid	<u>94,819</u>	<u>95,180</u>
Subtotal, General Revenue Fund	<u>\$ 10,229,605</u>	<u>\$ 10,241,417</u>
General Revenue Fund - Dedicated - Business Enterprise Program Account No. 492	1,476,782	1,476,782
Federal Funds	35,002,379	35,684,062
<u>Other Funds</u>		
Blind Commission Endowment Fund No. 493	116,867	116,867
Appropriated Receipts	811,943	811,943
Interagency Contracts	<u>70,000</u>	<u>70,000</u>
Subtotal, Other Funds	<u>\$ 998,810</u>	<u>\$ 998,810</u>
<b>Total, Method of Financing</b>	<u>\$ 47,707,576</u>	<u>\$ 48,401,071</u>
<b>Number of Full-time Equivalent Positions (FTE)</b>	616.5	618.5
<b>Schedule of Exempt Positions</b>		
Executive Director, Group 3	\$70,000	\$70,000

1. **Capital Budget.** None of the funds appropriated above may be expended for capital budget items except as listed below. The amounts shown below shall be expended only for the purposes shown and are not available for expenditure for other purposes. Amounts appropriated

**COMMISSION FOR THE BLIND**  
(Continued)

above and identified in this provision as appropriations either for "Lease Payments to the Master Lease Purchase Program" or for items with an "(MLPP)" notation shall be expended only for the purpose of making lease-purchase payments to the Texas Public Finance Authority pursuant to the provisions of V.T.C.S., Art. 601d, Sec. 9A.

	<u>2000</u>	<u>2001</u>
<b>a. Repair or Rehabilitation of Buildings and Facilities</b>		
(1) Paint and Remodel Selected Areas of Criss Cole Rehabilitation Center (CCRC)	\$ 180,000	\$ 55,000
(2) Public Address System for CCRC	25,000	0
(3) Replace HVAC Air-Handlers at CCRC	<u>\$ 70,000</u>	<u>\$ 35,000</u>
<b>Total, Repair or Rehabilitation of Buildings and Facilities</b>	<u>\$ 275,000</u>	<u>\$ 90,000</u>
<b>b. Acquisition of Information Resource Technologies</b>		
(1) Braille Embosser	0	37,500
(2) Upgrade Telephone System	143,000	0
(3) Voice Mail System	35,000	0
(4) Automate BEP Facilities	176,000	0
(5) Purchasing System	100,000	0
(6) Personal Computer Replacements	448,120	352,250
(7) Printer Replacements	54,289	52,988
(8) A-14 Enterprise Server Software Re-Licensing	0	232,774
(9) Network Hub Upgrades	73,982	0
(10) Graphical User Interface Software	20,992	41,944
(11) Uninterrupted Power Supply Replacement	0	50,480
(12) Software	<u>\$ 132,728</u>	<u>\$ 2,795</u>
<b>Total, Acquisition of Information Resource Technologies</b>	<u>\$ 1,184,111</u>	<u>\$ 770,731</u>
<b>c. Transportation Items</b>		
(1) Vehicles	42,500	85,000
<b>d. Acquisition of Capital Equipment and Items</b>		
(1) Establish and Refurbish Food Service Facilities	475,900	477,500
(2) Modular Furniture for Accounting Department	78,500	0
(3) Functional Furniture for Criss Cole Rehabilitation Center	<u>\$ 65,000</u>	<u>\$ 25,000</u>
<b>Total, Acquisition of Capital Equipment and Items</b>	<u>\$ 619,400</u>	<u>\$ 502,500</u>
<b>Total, Capital Budget</b>	<u>\$ 2,121,011</u>	<u>\$ 1,448,231</u>
<b>Method of Financing (Capital Budget):</b>		
General Revenue Fund - Dedicated - Business Enterprise Program Account No. 492	\$ 732,711	\$ 513,500
Federal Funds	<u>1,388,300</u>	<u>934,731</u>
<b>Total, Method of Financing</b>	<u>\$ 2,121,011</u>	<u>\$ 1,448,231</u>

**COMMISSION FOR THE BLIND**  
(Continued)

2. **Central Supply Revolving Fund.** The Commission for the Blind may, under such rules and regulations as deemed necessary, maintain and operate on a reimbursable basis a Central Supply Revolving Fund in order to contribute to the efficiency and economy of the Commission under its control and management. The Central Supply Revolving Fund may be established and operated from funds appropriated to the Commission in such amounts as shall be necessary. All receipts deposited to this Fund are appropriated for the purchase of necessary operating supplies and materials for the biennium ending August 31, 2001. To reimburse the funds from which expenditures are made, the Commission may make fund transfers from the appropriations which receive the supplies, or may submit purchase vouchers through the office of the State Comptroller.
3. **Employee Work Assignments.** Employees assigned to the Criss Cole Rehabilitation Center or to special project facilities operated by the agency may, to the extent required for the effective direct provision of services to clients, be excepted from usual state policies regarding working hours, working days, and holidays. Insofar as possible, the work days and work hours of such employees shall be determined according to a system comparable to that used by other state-operated special schools, hospitals, institutions or other facilities providing residential services to eligible individuals.
4. **Reimbursement of Services.** In order to reimburse equitably the appropriation items hereinabove made from which expenditures are made for services to employees and guests of the Criss Cole Rehabilitation Center or other residential facilities operated by the Commission for the Blind, the Commission for the Blind shall establish such reimbursement rates and rules as might be necessary to assure reimbursement at rates not less than the rates of reimbursement required by institutions, agencies or offices under the jurisdiction of the Board of Health, Board of Mental Health and Mental Retardation and the Texas Youth Commission.
5. **Appropriation of Federal Medicaid Receipts.** The Commission for the Blind shall certify and/or transfer appropriated state funds to the Texas Medicaid Single State Agency so that federal financial participation can be claimed for Medicaid services. Such federal receipts are hereby appropriated to the commission to provide rehabilitative services to blind and visually impaired children.
6. **Fund Transfer.** The Texas Commission for the Deaf and Hard of Hearing (TCDHH) and the Texas Commission for the Blind (TCB) shall develop an interagency contract for the provision of administrative services to the TCDHH by TCB. General revenue funds in the amount of \$70,000 in FY 2000 and \$70,000 in FY 2001 shall be transferred from the TCDHH to TCB in accordance with the interagency contract.
7. **Reimbursement of Advisory Committee Members.** Pursuant to V.T.C.A., Government Code, Section 2110.004, reimbursement of expenses for Advisory Committee Members, out of funds appropriated above, is limited to the following advisory committees: State Independent Living Council, Elected Committee of Managers, Optometric Advisory Committee, Medical Advisory Council, and Consumer Advisory Committee.
8. **Sunset Contingency.** Funds appropriated above for fiscal year 2001 for the Commission for the Blind are made contingent on the continuation of the Commission for the Blind by the Legislature. In the event that the agency is not continued, the funds appropriated for fiscal year 2000 or as much thereof as may be necessary are to be used to provide for the phase out of agency operations.
9. **Notification of Federal Funds Distribution.** The Texas Commission for the Blind shall notify the Legislative Budget Board and the Governor of its intent to redirect General Revenue funds to obtain additional federal funds for the Vocational Rehabilitation program. The notification shall include the original purpose and item of appropriation for which the General Revenue Funds were appropriated, and the effect on measures and/or full-time equivalent positions for



**COMMISSION FOR THE BLIND**  
(Continued)

all affected strategies. The notification shall be made at least 30 days prior to requesting additional federal funding for the Vocational Rehabilitation program.

10. **Sale of Property.** As an exception to other provisions of this Act, the Texas Commission for the Blind is hereby authorized to sell the apartments located at 4409 Avenue A, Austin, Texas, 78756. The proceeds from this sale, which are estimated to be \$400,000, will be deposited into the General Revenue Fund. The proceeds from the sale (\$400,000) are to be transferred from the General Revenue Fund and appropriated to the Texas School for the Blind and Visually Impaired for construction of a residential facility to be located at 1100 West 45<sup>th</sup> Street, Austin, Texas.
11. **Appropriation of Donations.** Included in the amounts above in Strategy A.2.2 is \$1,920,000 for the biennium for the Blindness Education, Screening, and Treatment Program, contingent upon the generation of funds through donations. All balances on hand as of August 31, 1999, and all revenues received from donations made in fiscal year 2000 and 2001, in excess of \$1,920,000 as provided by Section 521.421 (f) or Section 521.422 (b), Transportation Code, are hereby appropriated to the Commission for the Blind for purposes related to the Blindness Education, Screening, and Treatment Program.
12. **Contingency Reduction in Appropriations for House Bill 1400.** Contingent upon the enactment of House Bill 1400, Seventy-sixth Legislature, Regular Session, or similar legislation relating to limiting payments for services to the standard Medicare rates, the Commission for the Blind general revenue appropriations shall be reduced by \$74,976 in fiscal year 2000 and \$74,976 in fiscal year 2001.

**CANCER COUNCIL**

For the Years Ending	
August 31, 2000	August 31, 2001

**Out of the General Revenue Fund:**

**A. Goal: CANCER SERVICES**

To ensure that all Texans have prompt access to quality cancer prevention and control information and services in order to increase the number of Texans surviving or never developing cancer.

<b>A.1.1. Strategy: ENHANCE CANCER SERVICES</b>	\$ 3,611,701	\$ 3,631,701
Mobilize and assist public, private, and volunteer sector agencies and individuals to enhance the availability and quality of cancer prevention and control services and policies.		
<b>Output (Volume):</b>		
Number of Statewide, Regional, and Local Strategic Planning Initiatives Promoted by Direct Council Intervention or Contracts	25	25
Number of People Directly Served by Council-funded Cancer Prevention and Control Activities	780,000	780,000
Number of Health Care and/or Education Professionals Who Receive Council-funded Training or Materials	200,000	200,000
<b>Efficiencies:</b>		
Average Cost per Health Care and/or Education Professional Trained	25	25

**CANCER COUNCIL**  
(Continued)

<b>Explanatory:</b>		
Annual Age-adjusted Cancer Mortality Rate	167	166
<b>B. Goal: DIRECT AND INDIRECT ADMINISTRATION</b>		
<b>B.1.1. Strategy: DIRECT AND INDIRECT ADMINISTRATION</b>	<u>\$ 408,743</u>	<u>\$ 388,743</u>
<b>Grand Total, CANCER COUNCIL</b>	<u>\$ 4,020,444</u>	<u>\$ 4,020,444</u>
<b>Number of Full-time Equivalent Positions (FTE)</b>	8.0	8.0
<b>Schedule of Exempt Positions</b>		
Executive Director, Group 2	\$57,691	\$57,691

1. **Unexpended Balances.** Any unexpended balances in the appropriations for the fiscal year ending August 31, 2000, may be carried forward into fiscal year 2001 and such balances are hereby appropriated.
2. **Reimbursement of Advisory Committee Members.** Pursuant to V.T.C.A. Government Code, Section 2110.004, reimbursement of expenses for advisory committee members, out of funds appropriated above, is limited to the following advisory committee: Texas Cancer Plan Advisory Committee.
3. **Sunset Contingency.** Funds appropriated above for fiscal year 2001 for the Texas Cancer Council are made contingent on the continuation of the Texas Cancer Council by the Legislature. In the event that the agency is not continued, the funds appropriated for fiscal year 2000 or as much thereof as may be necessary are to be used to provide for the phase out of agency operations.

**CHILDREN'S TRUST FUND OF TEXAS COUNCIL**

	For the Years Ending	
	<u>August 31,</u> <u>2000</u>	<u>August 31,</u> <u>2001</u>
<b>A. Goal: CHILD ABUSE PREVENTION</b>		
To promote and provide opportunities so that Texas children can grow to responsible and productive adulthood, free of threats to their dignity, physical safety, and emotional well-being.		
<b>Outcome (Results/Impact):</b>		
Percent of Agency Funds Expended on Direct Prevention Services	85%	85%
<b>A.1.1. Strategy: GRANTS, ASSISTANCE, AND AWARENESS</b>		
Provide community grants, technical assistance, and public awareness on the prevention of child abuse and neglect.		
<b>Output (Volume):</b>		
Number of Participants in CTF-funded Direct Prevention Programs	53,642	53,642
Number of Grants Awarded	111	111
<b>Efficiencies:</b>		
Average Cost per Participant in CTF-Funded Direct Prevention Programs	60.9	60.9
Average Dollar Amount per Grant	29,332	29,332



## CHILDREN'S TRUST FUND OF TEXAS COUNCIL

(Continued)

4. **Limitation on Expenditures.** The Children's Trust Fund of Texas Council's expenditures for public awareness efforts relating to child abuse and neglect, including commemoratives and broad-based public relations campaigns, shall be limited to no more than fifteen percent of all funds appropriated to and available for expenditure by the Council during the fiscal year.
5. **Notification of Contracts.** The Children's Trust Fund of Texas Council shall notify the Governor's Office of any contracts at least 30 days prior to the contract being enacted. The Governor's Office shall have 30 days from notification to disapprove any contracts and to notify the Children's Trust Fund of Texas Council that the contract has not been approved. None of the funds appropriated above may be expended on the contract if the contract is disapproved by the Governor's Office. If notification from the Governor's Office is not received, the Children's Trust Fund of Texas Council may proceed with the contract. The Children's Trust Fund of Texas Council shall not contract with any individual or organization that is a registered lobbyist, nor shall the agency contract with any individual or organization to provide legislative monitoring, bill tracking, or any other service involving the legislature.
6. **Notification of Travel.** None of the funds appropriated above may be used to pay for out-of-state travel on official business by employees or members of the Children's Trust Fund of Texas Council unless the Children's Trust Fund of Texas Council has provided the Legislative Budget Board and the Governor's Office of Budget and Planning with advance written notification about the travel plans. None of the funds appropriated above may be used to pay for travel out of the country for the purpose of conducting business of the agency.
7. **Sunset Contingency.** Funds appropriated above for fiscal year 2001 for the Children's Trust Fund of Texas Council are made contingent on the continuation of the Children's Trust Fund of Texas Council by the Legislature. In the event that the agency is not continued, the funds appropriated for fiscal year 2000 or as much thereof as may be necessary are to be used to provide for the phase out of agency operations.
8. **Contingency Appropriation for Community-Based Family Resource and Support Grants Program.** Contingent upon designation of the Department of Protective and Regulatory Services as Lead Agency for the Community-Based Family Resource and Support Grants Program, all Federal Funds for the Community-Based Family Resource and Support Grants Program are hereby appropriated to the Department of Protective and Regulatory Services for grants, assistance and public awareness activities relating to the prevention of child abuse and neglect.
9. **Limitation on Expenditures for Indirect Administration.** The Children's Trust Fund of Texas Council's expenditures for indirect administration shall be limited to no more than 10 percent of the following amount: all moneys appropriated to and available for expenditure by the Council during the fiscal year less any moneys that are appropriated to the Department of Protective and Regulatory Services as Lead Agency for the Community-Based Family Resource and Support Grants Program during the fiscal year. Indirect administration includes but is not limited to all staffing, travel, information resources, administration of Family Pride Councils, and other operating expenses.
10. **Interagency Contract for Training.** Out of the General Revenue Fund-Dedicated-Children's Trust Fund of Texas Council Operating Account No. 541 amounts appropriated above, expenses for the training of members and staff of the Children's Trust Fund of Texas Council may only be paid under an interagency contract with the Department of Protective and Regulatory Services for the training of members and staff of the Children's Trust Fund of Texas Council.
11. **Quarterly Reporting Requirement.** The Children's Trust Fund of Texas Council shall report quarterly on all expenditures to the Legislative Budget Board, the State Auditor's Office and the Governor. Each report submitted to the Legislative Budget Board, the State Auditor's Office

**CHILDREN'S TRUST FUND OF TEXAS COUNCIL**  
(Continued)

and the Governor pursuant to this provision must be accompanied by any supporting materials requested by the Legislative Budget Board, the State Auditor's Office and the Governor.

12. **Legislative Influence Prohibited.** None of the funds appropriated to the Children's Trust Fund of Texas Council by this Act, regardless of their source or character, shall be used for influencing the passage or defeat of any legislative measure.
13. **Rental of Office Space.** Contingent upon the availability of suitable state-owned office space, none of the moneys appropriated to the Children's Trust Fund of Texas Council by this Act, regardless of their source or character, shall be used to pay for the rental or lease of office space located outside Travis County. The Commissioner of Health and Human Services or the General Services Commission shall identify existing state-owned office space in Travis County that can be rented or leased by the Children's Trust Fund of Texas Council.
14. **Limitation on Number of Full-time Equivalent Positions.** Contingent upon designation of the Department of Protective and Regulatory Services as Lead Agency for the Community-Based Family Resource and Support Grants Program and notwithstanding any other provision of this Act, the number of full-time equivalent positions for the Children's Trust Fund of Texas Council is limited to no more than 4.0 full-time equivalent positions.

**COMMISSION FOR THE DEAF AND HARD OF HEARING**

For the Years Ending	
August 31, 2000	August 31, 2001

**A. Goal: SERVICES TO INDIVIDUALS**

To promote and regulate an effective system of services to individuals who are deaf or hard of hearing.

**Outcome (Results/Impact):**

Percent Increase in the Number of Individuals Who are Deaf and Hard of Hearing Receiving Communication Access Services

34%	9%
-----	----

**A.1.1. Strategy: CONTRACT SERVICES**

\$	666,733	\$	666,733
----	---------	----	---------

Contract for or provide communication access services for persons who are deaf or hard of hearing to include but not limited to communication access, communication access coordination, advocacy, information and referral, coping skills, nutrition, aging issues, reading, parenting, leadership, assistive listening devices, early intervention, and prevention of hearing loss.

**Output (Volume):**

Number of Contact Hours of Communication Access Services Provided

9,325	11,525
-------	--------

**Efficiencies:**

Average Cost Per Contract

12,538	12,538
--------	--------

**A.1.2. Strategy: TRAINING & EDUCATION**

\$	436,000	\$	441,000
----	---------	----	---------

Ensure the quality of programs and services for persons who are deaf and hard of hearing through training and educational programs and advocacy and ombudsman services.

**COMMISSION FOR THE DEAF AND HARD OF HEARING**  
(Continued)

<b>Output (Volume):</b>		
Number of Individuals Trained	750	750
<b>Efficiencies:</b>		
Average Cost per Camper	280	280
<b>A.1.3. Strategy:</b> TELEPHONE ASSISTANCE	\$ 343,704	\$ 343,704
Ensure equal access to the telephone system for persons who are deaf, hard of hearing or speech impaired.		
<b>Output (Volume):</b>		
Number of Equipment Vouchers Issued	11,000	11,000
<b>A.2.1. Strategy:</b> LICENSE INTERPRETERS	\$ 169,000	\$ 172,000
License and regulate interpreters and regulate the use of interpreters.		
<b>Output (Volume):</b>		
Number of Licenses Issued	1,372	1,390
<b>Efficiencies:</b>		
Average Time for Complaint Resolution	120	120
<b>A.2.2. Strategy:</b> INTERPRETER TRAINING	<u>\$ 30,000</u>	<u>\$ 30,000</u>
Monitor, regulate, and fund training programs for interpreters throughout Texas.		
<b>Total, Goal A: SERVICES TO INDIVIDUALS</b>	<u>\$ 1,645,437</u>	<u>\$ 1,653,437</u>
<b>B. Goal: INDIRECT ADMINISTRATION</b>		
<b>B.1.1. Strategy:</b> INDIRECT ADMINISTRATION	<u>\$ 214,308</u>	<u>\$ 214,308</u>
<b>Grand Total, COMMISSION FOR THE DEAF AND HARD OF HEARING</b>	<u>\$ 1,859,745</u>	<u>\$ 1,867,745</u>
<b>Method of Financing:</b>		
General Revenue Fund	\$ 981,508	\$ 981,508
Appropriated Receipts	470,469	473,469
Interagency Contracts	<u>407,768</u>	<u>412,768</u>
<b>Total, Method of Financing</b>	<u>\$ 1,859,745</u>	<u>\$ 1,867,745</u>
<b>Number of Full-time Equivalent Positions (FTE)</b>	14.0	14.0
<b>Schedule of Exempt Positions</b>		
Executive Director, Group 2	\$64,200	\$64,200

1. **Fund Transfer.** The Texas Commission for the Deaf and Hard of Hearing and the Texas Commission for the Blind shall develop an interagency contract for the provision of administrative services to the TCDHH by TCB. General revenue funds in the amount of \$70,000 in fiscal year 2000 and \$70,000 in fiscal year 2001 shall be transferred from the TCDHH to TCB in accordance with the interagency contract.

**COMMISSION FOR THE DEAF AND HARD OF HEARING**  
(Continued)

2. **Reimbursement of Advisory Committee Members.** Pursuant to V.T.C.A., Government Code, Section 2110.004, reimbursement of expenses for Advisory Committee Members is limited to the following advisory committees:  
  
Board of Evaluation of Interpreters;  
Hard of Hearing Task Force;  
Deafness Task Force;  
Trilingual Interpreting; and  
Educational Interpreting Task Force.
3. **Appropriation: Unexpended Balances in Summer Camp Program.** Any unexpended and unobligated balances remaining as of August 31, 1999, in the appropriation made to the Commission for the Deaf and Hard of Hearing by House Bill 1, Seventy-fifth Legislature, Regular Session, in provision 105, Acceptance of Gifts of Money, page IX-98, are hereby reappropriated to the Commission, for the biennium beginning September 1, 1999, for the purpose of expenses related to the Commission's Summer Camp Program.
4. **Specialized Telecommunication Devices Revolving Account.** The Commission for the Deaf and Hard of Hearing is hereby appropriated \$110,000 from the General Revenue Fund to maintain and operate a revolving account. All receipts deposited to the account as reimbursement for services are appropriated to the agency. Any balances remaining in the account at the end of the fiscal year may be appropriated for the second year of the biennium. At the end of the biennium reimbursements shall be used to repay the General Revenue Fund and close out the revolving account established for the biennium, pursuant to the provisions of V.T.C.S., Article 1446C, Section 3.601.
5. **Sunset Contingency.** Funds appropriated above for fiscal year 2001 for the Commission for the Deaf and Hard of Hearing are made contingent on the continuation of the Commission for the Deaf and Hard of Hearing by the Legislature. In the event that the agency is not continued, the funds appropriated for fiscal year 2000 or as much thereof as may be necessary are to be used to provide for the phase out of agency operations.
6. **Appropriation: Unexpended Balances in Interagency Contracts (IAC) for Administrative Fees.** Unexpended and unobligated balances remaining as of August 31, 1999 up to \$100,000 in the appropriation of Interagency Contracts for Administrative fees made to the Commission for the Deaf and Hard of Hearing by House Bill 1, Seventy-fifth Legislature, for the purpose of specialized projects for individuals who are hard of hearing, are hereby reappropriated to the Commission, for the biennium beginning September 1, 1999, and any unexpended balances remaining as of August 31, 2000 are reappropriated for the same purpose for the fiscal year beginning September 1, 2000.
7. **Unexpended Balances for the Board for the Evaluation of Interpreters (BEI) Program.** Unexpended and unobligated balances in an amount not to exceed \$40,000 remaining as of August 31, 2000, in the appropriated receipts related to licensure fees for Strategy A.2.1. License Interpreters made to the Texas Commission for the Deaf and Hard of Hearing, are hereby appropriated to the Commission, for fiscal year 2001 beginning September 1, 2000, for the purpose of developing evaluation materials, validating interpreter evaluation materials, and expenses related to the Commission's Licensing Program.

## INTERAGENCY COUNCIL ON EARLY CHILDHOOD INTERVENTION

	For the Years Ending August 31, 2000	August 31, 2001
--	--	--------------------

**A. Goal: CHILDREN AT RISK OF DELAY**

To ensure that all children in Texas who are below the age of three and have developmental needs or are at risk of developmental delay receive comprehensive services that are provided in partnerships with families, within community contexts.

**Outcome (Results/Impact):**

Percent of Population Under Three Served

3.2%

3.2%

**A.1.1. Strategy: ELIGIBILITY AWARENESS**

Conduct a statewide public awareness and child find component in accordance with the federal regulations to ensure that families of eligible infants and toddlers are identified and advised of the importance of early intervention and know how to access services.

	\$ 562,702	\$	562,702
--	------------	----	---------

**Output (Volume):**

Number of Referrals Made to Local Programs

27,200

27,200

**A.1.2. Strategy: RESOURCE COORDINATION**

Administer and supervise a statewide system of services through the coordination of federal, state, and community resources to ensure that services are provided in partnerships with families, within community contexts.

	\$ 76,744,854	\$	80,267,527
--	---------------	----	------------

**Output (Volume):**

Number of Children Served in Comprehensive Services

27,085

28,928

**Efficiencies:**

Average Cost Per Child Served in Comprehensive Services Provided by State and Federal Funds

1,986

1,986

Average Cost Per Child Served in Comprehensive Services Provided by Local Community Contributions

527

527

**A.1.3. Strategy: QUALITY ASSURANCE**

Ensure the quality of services through a system of training and technical assistance, personnel standards, and procedural safeguards.

	\$ 803,427	\$	803,427
--	------------	----	---------

**Output (Volume):**

Number of Training and Technical Assistance Events Provided

230

230

**Total, Goal A: CHILDREN AT RISK OF DELAY**

	\$ 78,110,983	\$	81,633,656
--	---------------	----	------------

**B. Goal: INDIRECT ADMINISTRATION**

**B.1.1. Strategy: INDIRECT ADMINISTRATION**

	\$ 879,584	\$	874,269
--	------------	----	---------

**Grand Total, INTERAGENCY COUNCIL ON  
EARLY CHILDHOOD INTERVENTION**

	\$ 78,990,567	\$	82,507,925
--	---------------	----	------------



**INTERAGENCY COUNCIL ON EARLY CHILDHOOD INTERVENTION**  
(Continued)

**Method of Financing:**

<u>General Revenue Fund</u>		
General Revenue Fund	\$ 32,384,520	\$ 32,384,520
General Revenue Match for Medicaid	<u>820,081</u>	<u>820,081</u>
Subtotal, General Revenue Fund	<u>\$ 33,204,601</u>	<u>\$ 33,204,601</u>
Federal Funds	<u>45,785,966</u>	<u>49,303,324</u>
<b>Total, Method of Financing</b>	<u><b>\$ 78,990,567</b></u>	<u><b>\$ 82,507,925</b></u>

**Number of Full-time Equivalent Positions (FTE)** 66.0 66.0

**Schedule of Exempt Positions**

Executive Director, Group 3 \$68,000 \$68,000

1. **Reimbursement of Advisory Committee Members.** Pursuant to V.T.C.A., Government Code, Section 2110.004, reimbursement of expenses for advisory committee members, out of funds appropriated above, is limited to the following advisory committee: Advisory Committee to the Interagency Council on Early Childhood Intervention.
2. **Reporting and Other Requirements.** The Interagency Council on Early Childhood Intervention, in coordination with the Health and Human Services Commission, shall establish procedures to ensure that third-party resources and Medicaid are billed for eligible services prior to use of state appropriations and federal Individuals with Disabilities Education Act (IDEA), Part C funds. The agency shall submit reports to the Legislative Budget Board, the Governor, and the Health and Human Services Commission, that provide the information about the enrolled children and funded services. The timetable, format and content of the reports shall be prescribed by the Legislative Budget Board.
3. **Sunset Contingency.** Funds appropriated above for fiscal year 2001 for the Interagency Council on Early Childhood Intervention are made contingent on the continuation of the Interagency Council on Early Childhood Intervention by the Legislature. In the event that the agency is not continued, the funds appropriated for fiscal year 2000 or as much thereof as may be necessary are to be used to provide for the phase out of agency operations.
4. **Funding for the Interagency Council on Early Childhood Intervention (ECI).**
  - a. Within the biennium, if it becomes necessary in order to qualify for federal funds, the Executive Director of the Interagency Council on Early Childhood Intervention shall certify, by February 1 of each fiscal year of the biennium, to the Commissioner of Health and Human Services that revenues needed to continue to serve all eligible children will exceed available revenue. The Commissioner of Health and Human Services shall evaluate the projected need and make a determination within thirty days as to whether a transfer of funds will be necessary. The total amount transferred due to this provision shall not exceed \$18,900,000 in available funds within Article II agencies for the biennium. All transfers made shall be subject to the prior approval of the Governor and Legislative Budget Board.
  - b. It is the intent of the Legislature that the Interagency Council on Early Childhood Intervention implement the recommendations of the Sunset Advisory Commission and establish procedures for the selection of providers and renewal of provider contracts based on "best value" practices which maximize the use of federal, private and local funding.
5. **Automated Record of Services.** Contingent upon the passage of HB 1503, or similar legislation continuing the Interagency Council on Early Childhood Intervention, the council

**INTERAGENCY COUNCIL ON EARLY CHILDHOOD INTERVENTION**  
(Continued)

with the assistance and advice of the Health and Human Services Commission shall select an appropriate automated system or systems currently used by a state agency to plan, manage and maintain records of client services and shall develop an interagency contract for use of the selected system.

6. **Respite Care for Families.** It is the intent of the Legislature that \$1,000,000 in Tobacco Settlement Receipts for the biennium, appropriated in Article XII, shall be used for the purpose of providing respite care for families and the funds shall not be included in the State's maintenance of effort (MOE) for the federal Individuals with Disabilities Education Act (IDEA), Part C grant.
7. **Contingency for House Bill 1503.** Contingent upon the enactment of House Bill 1503 or similar legislation by the Seventy-sixth Legislature, Regular Session, 1999, relating to the contracting of services to evaluate and determine an appropriate automated system or systems currently used by a state agency to plan, manage and maintain records of client services to the ECI population, there is hereby appropriated \$50,000 for fiscal year 2000 out of Federal Funds for the purpose of implementing the Act. In no event shall the amount of the contract exceed the amount appropriated by this provision.

**DEPARTMENT OF HEALTH**

	For the Years Ending	
	August 31,	August 31,
	2000	2001

**A. Goal: PREVENTION AND PROMOTION**

Assure that prevention and health promotion are integral parts of all services. Maximize the use of primary prevention, as well as early detection and management of care, in providing public health services. Promote individual and community commitment to the importance of good personal and environmental health.

**Outcome (Results/Impact):**

Percentage of Inspected Entities in Compliance with Statutes and/ or Rules	78%	79%
Percentage of Eligible WIC Population Served	67%	68%
Percent of AIDS Cases Diagnosed Two Years Ago and Living 24 Months or More	76%	77%
Percentage of Tuberculosis Cases that Completed Therapy Within 12 Months	93%	93%
Vaccination Coverage Levels Among Children Aged 19-35 Months	75%	77%

<b>A.1.1. Strategy: BORDER HEALTH &amp; COLONIAS</b>	\$ 1,383,576	\$ 1,233,086
--	--------------	--------------

Develop and implement a program designed to assist in the reduction of consumer, environmental, occupational and community health hazards along the Texas/Mexico border and in the "colonias" in a binational effort that coordinates with local providers and community leaders.

<b>A.1.2. Strategy: FOOD (MEAT) &amp; DRUG SAFETY</b>	\$ 17,060,342	\$ 17,060,342
---	---------------	---------------

Implement uniform and effective safety programs for food, drugs, and medical devices.

**DEPARTMENT OF HEALTH**  
(Continued)

**Efficiencies:**

Average Cost per Surveillance Activity	174	173
--	-----	-----

<b>A.1.3. Strategy: ENVIRONMENTAL HEALTH</b>	\$ 6,784,977	\$ 6,784,977
--	--------------	--------------

Develop and implement risk assessment and risk management programs in the areas of consumer products, occupational and environmental health, and community sanitation.

**Output (Volume):**

Number of Enforcement Actions Taken	5,509	5,411
-------------------------------------	-------	-------

**Efficiencies:**

Average Cost per Surveillance Activity	161	161
--	-----	-----

<b>A.1.4. Strategy: RADIATION CONTROL</b>	\$ 7,211,387	\$ 7,211,387
---	--------------	--------------

Develop and implement a comprehensive regulatory program for all sources of radiation using risk assessment and risk management techniques.

**Efficiencies:**

Average Cost per Surveillance Activity	231	228
--	-----	-----

<b>A.2.1. Strategy: WIC FOOD &amp; NUTRITION</b>	\$ 510,608,425	\$ 521,608,425
--	----------------	----------------

To provide nutrition services including food benefits to eligible low income (WIC) clients, nutrition education and counseling, and training on nutrition topics for health professionals.

**Output (Volume):**

Number of WIC Participants Provided Nutritious Food Supplements per Month	735,623	735,623
---	---------	---------

**Efficiencies:**

Average Food Costs per Person Receiving Services	27.14	27.14
--	-------	-------

**Explanatory:**

Incidence (Percent) of Low Birth Weight Babies Born to Women, Infants and Children Nutrition (WIC) Program Mothers	4.7%	4.7%
--	------	------

<b>A.3.1. Strategy: SEXUALLY TRANSMITTED DISEASES (HIV)</b>	\$ 92,600,279	\$ 92,600,279
---	---------------	---------------

Provide HIV and STD education to prevent the spread of infection, diagnose individuals with STD/HIV, and link HIV/STD patients to health and social service providers for intervention.

**Output (Volume):**

Number of Persons Served by the HIV Medication Program	10,683	9,720
Number of Persons Provided HIV Prevention Counseling and Testing	134,000	134,000

<b>A.3.2. Strategy: IMMUNIZATIONS</b>	\$ 33,917,582	\$ 33,917,582
---------------------------------------	---------------	---------------

Implement programs to immunize Texas residents.

**Output (Volume):**

Number of Doses Administered	7,694,826	7,694,826
------------------------------	-----------	-----------

**Explanatory:**

Dollar Value (In Millions) of Vaccine Provided by the Federal Government	92	92
--	----	----



**DEPARTMENT OF HEALTH**  
(Continued)

<b>B.1.5. Strategy:</b> MEDICARE PAYMENTS	\$ 458,819,498	\$ 499,316,880
Provide accessible premium-based health services to certain Title XVIII Medicare eligible recipients.		
<b>Output (Volume):</b>		
Supplemental Medical Insurance Part B (SMIB) Recipient Months per Month	377,541	388,867
<b>Efficiencies:</b>		
Average SMIB Premium per Month	49.97	55.4
 <b>B.1.6. Strategy:</b> EPSDT-COMPREHENSIVE CARE	 \$ 118,034,393	 \$ 122,172,393
Provide diagnostic/treatment services for federally allowable Medicaid services for conditions identified through an EPSDT screen or other health care encounter but not covered or provided under the State Medicaid Plan.		
<b>B.1.7. Strategy:</b> COST REIMBURSED SERVICES	\$ 149,841,755	\$ 151,658,520
Provide medically necessary health care to Medicaid eligibles for services not covered under the insured arrangement including: federally qualified health centers, undocumented aliens, school health and related services.		
<b>Output (Volume):</b>		
Number of Enrolled Federally Qualified Health Centers	36	36
Number of Undocumented Aliens Served	3,621	3,693
<b>Efficiencies:</b>		
Average Undocumented Alien Cost per Month	2,613.84	2,613.84
 <b>B.1.8. Strategy:</b> VENDOR DRUG PROGRAM	 \$ 938,759,442	 \$ 980,022,875
Provide prescription medication to Medicaid eligible recipients as prescribed by the treating physician.		
<b>Output (Volume):</b>		
Annual Medicaid Prescriptions Incurred	24,482,961	24,285,867
<b>Efficiencies:</b>		
Average Cost per Prescription	38.89	41.58
 <b>B.1.9. Strategy:</b> MEDICAL TRANSPORTATION	 <u>\$ 38,526,697</u>	 <u>\$ 41,667,405</u>
Provide non-ambulance transportation for eligible Medicaid recipients to and from providers of Medicaid services.		
<b>Efficiencies:</b>		
Average Cost per One-Way Trip	10.87	11.24
 <b>Total, Goal B: MEDICAID SERVICES</b>	 <u>\$ 5,224,729,073</u>	 <u>\$ 5,154,868,977</u>

**C. Goal: HEALTH CARE STANDARDS**

Assure availability of highest quality services to all Texans across the care continuum. Promote recruitment and retention of competent health care professionals. Remain flexible in responding to the public's needs and concerns.

**Outcome (Results/Impact):**

Percentage of Licensured or Certified Professionals Out of Compliance With State Regulations	.05%	.05%
--	------	------

**C.1.1. Strategy:** HEALTH CARE STANDARDS

Implement program to ensure timely, accurate issuance of licenses, registration, certifications, permits and placing on a registry for health care professionals and implement cost-effective, efficient,

\$ 14,995,047	\$ 14,995,047
---------------	---------------

**DEPARTMENT OF HEALTH**  
(Continued)

consistent plan to license/certify and provide technical assistance to health care facilities.

**Output (Volume):**

Number of Health Care Professionals Licensed, Permitted, Certified, or Registered	107,950	110,900
Number of Complaint Investigations Conducted	1,500	1,500

**C.2.1. Strategy: LABORATORY**

Operate a state-of-the-art reference laboratory to provide essential support to disease prevention and other TDH associateship programs in the isolation, identification, detection and verification of living/nonliving agents which cause disease and disabilities.

**Output (Volume):**

Work Time Units Produced	15,714,500	15,714,500
--------------------------	------------	------------

**C.2.2. Strategy: LABORATORY-BOND DEBT SVC**

Reference laboratory - bond debt service

**Total, Goal C: HEALTH CARE STANDARDS**

		\$	15,460,977	\$		15,460,970
<hr/>						
		\$	3,139,566	\$		3,137,536
<hr/>						
		\$	33,595,590	\$		33,593,553

**D. Goal: PROMOTE EQUITABLE ACCESS**

Minimize disparities in health status among all population groups. Promote reduction in disease and conditions which disproportionately affect minority populations. Allocate public health resources in a rational and equitable manner. Promote equitable access to quality medical care whether through private providers, public clinics, and/or private-public cooperative ventures. Work to obtain the support and commitment of elected officials at all levels to maintain and enhance the public's health.

**Outcome (Results/Impact):**

Number of Infant Deaths per Thousand Live Births (Infant Mortality Rate)	5.3	5
Percentage of Low Birth Weight Births	7.3%	7.4%
Number of Pregnant Females Age 13-19 per Thousand (Teen Pregnancy Rate)	67	68
Percent Reduction in the Number of Births to Teens Age 13-17 in Communities Funded for Abstinence Education Programs of Children Who Participate in Program	1%	1%
Percent THS (EPSTD) Eligible Population Screened-Medical	70%	75%

**D.1.1. Strategy: MATERNAL AND CHILD HEALTH SERVICES**

Provide easily accessible maternal and child health services to low income women, infants, children and adolescents, including children with special health care needs.

**Output (Volume):**

Number of Infants and Children Age 1-20 Provided Services	86,465	74,237
Number of Women Provided Services	80,879	69,442

**D.1.2. Strategy: FAMILY PLANNING**

Increase family planning services throughout Texas for teens and adult women.

**Output (Volume):**

Number of Women and Adolescents Receiving Family Planning Services	354,032	342,108
--	---------	---------

**DEPARTMENT OF HEALTH**  
(Continued)

**Efficiencies:**

Average Annual Cost per Family Planning Client	171.48	172.16
--	--------	--------

**D.1.3. Strategy:** MEDICALLY DEPENDENT CHILDREN WAIVER

	\$ 15,197,610	\$ 15,200,631
--	---------------	---------------

Administer the Medically Dependent Children's Waiver Program (MDCP).

**Output (Volume):**

MDCP Clients Per Month	872	886
------------------------	-----	-----

**Efficiencies:**

MDCP Cost per Month	1,750	1,750
---------------------	-------	-------

**D.1.4. Strategy:** SPECIAL NEEDS CHILDREN (CICD)

	\$ 41,457,760	\$ 41,457,760
--	---------------	---------------

Administer the Chronically Ill and Disabled Children's program/ Children with Special Health Care Needs program.

**Output (Volume):**

Number of Paid Hospital Days for CICD Clients	6,575	6,575
---	-------	-------

**D.1.5. Strategy:** ABSTINENCE BASED EDUCATION

	\$ 4,922,091	\$ 4,922,091
--	--------------	--------------

Increase Abstinence Based Education Programs in Texas.

**Output (Volume):**

Number of Persons Served in Abstinence Education Programs	100,140	100,140
---	---------	---------

**D.2.1. Strategy:** TEXAS HEALTH STEPS (EPSDT) MEDICAL

	\$ 58,589,955	\$ 58,589,955
--	---------------	---------------

Provide access to quality preventive and comprehensive diagnostic/ treatment services for eligible clients by maximizing the use of primary prevention, early detection and management of health care in accordance with all federal mandates.

**Output (Volume):**

Number of Active Medical Providers	2,814	3,095
Number of Newborns Receiving Hearing Screens	152,871	152,871

**Efficiencies:**

Average Cost per THS (EPSDT) Client Receiving Medical Screens in Fee for Service Medicaid	68.15	69.5
---	-------	------

**D.2.2. Strategy:** TEXAS HEALTH STEPS (EPSDT) DENTAL

	\$ 138,311,444	\$ 134,055,604
--	----------------	----------------

Provide dental care in accordance with all federal mandates.

**Output (Volume):**

Number of THS (EPSDT) Active Dental Providers	2,476	2,591
---	-------	-------

**Efficiencies:**

Average Cost per THS (EPSDT) Dental Client	195.01	193.5
--	--------	-------

**D.3.1. Strategy:** COMMUNITY HEALTH SERVICES

	\$ 16,981,280	\$ 16,881,274
--	---------------	---------------

Develop systems of primary and preventive health care delivery to alleviate the lack of health care in underserved areas of Texas; and develop and implement program policies that are sensitive and responsive to minority populations.

**Output (Volume):**

Number of COPC Eligible Patients Provided Access to Primary Care Services	110,000	110,000
---	---------	---------

**DEPARTMENT OF HEALTH**  
(Continued)

<b>D.3.2. Strategy:</b> RURAL HEALTH CARE ACCESS Develop programs to alleviate the lack of access to primary and preventive health care in rural areas of Texas.	\$ <u>1,817,707</u>	\$ <u>1,817,707</u>
<b>Output (Volume):</b> Number of Primary Care Practitioners Recruited to Rural Communities		
	160	175
<b>Total, Goal D:</b> PROMOTE EQUITABLE ACCESS	\$ <u>394,256,374</u>	\$ <u>383,169,289</u>

**E. Goal:** COORDINATED HEALTH SYSTEM

Establish a coordinated, unified statewide system of public health. Provide for effective public health policy leadership in every area of the state. Be involved with other health, human services, and environmental agencies, the private sector and the public in the development of policy and delivery of services.

**Outcome (Results/Impact):**

Percentage of Reported Cases of Tuberculosis That Are Treated Appropriately	100%	100%
Percent Change in Burden of Disease, Disability and Death Index	2%	1%

**E.1.1. Strategy:** VITAL STATISTICS

Provide for a cost-effective, timely and secure system for recording, certifying, and disseminating information relating to births, deaths, fetal deaths, marriages, and divorces occurring in this state.

**Efficiencies:**

Average Number of Days to Certify or Verify Records	12	12
---	----	----

**E.1.2. Strategy:** HEALTH DATA & POLICY

Collect, analyze and distribute data concerning health trends, status, and systems as tools for decision-making and policy-setting.

**Output (Volume):**

Number of Requests for Statistics Completed	4,525	4,525
---	-------	-------

**E.1.3. Strategy:** HEALTH CARE & OUTCOMES

Collect, analyze and distribute health care data concerning charges, utilization, provider quality, and outcomes.

**Output (Volume):**

Number of Requests for Data on Hospitals, Hospital Discharges, Health Maintenance Organizations, or HEDIS Reports Filled	1,200	1,600
--	-------	-------

**E.2.1. Strategy:** COUNTY INDIGENT HEALTH

Provide support activities to local governments that provide county indigent health care services.

**Efficiencies:**

Average State Expenditure per County	259,295	259,295
--------------------------------------	---------	---------

**E.2.2. Strategy:** HEALTH CARE COORDINATION

Provide support activities to local governments that provide county indigent health care services; develop and enhance regionalized emergency health care systems; and guide coordinated activities among the regions and local health departments.

\$ 3,710,924	\$ 3,710,924
\$ 11,271,824	\$ 11,271,824



**DEPARTMENT OF HEALTH**  
(Continued)

<b>E.2.3. Strategy:</b> TDH HOSPITALS	\$ 22,715,726	\$ 22,715,726
Provide for more than one level of care for tuberculosis, infectious diseases and chronic respiratory disease patients, provided in systematic coordination among the two hospitals, public health regions, medical schools, and private health care providers.		
<b>Output (Volume):</b>		
Number of Inpatient Days, Texas Center for Infectious Disease	26,000	26,000
Number of Inpatient Days, South Texas Hospital	12,775	12,775
Number of Outpatient Visits, South Texas Hospital	32,000	32,000

<b>Total, Goal E: COORDINATED HEALTH SYSTEM</b>	<b>\$ 44,359,920</b>	<b>\$ 44,359,920</b>
---	----------------------	----------------------

<b>F. Goal:</b> INDIRECT ADMINISTRATION		
<b>F.1.1. Strategy:</b> CENTRAL ADMINISTRATION	\$ 14,847,221	\$ 14,636,811
<b>F.1.2. Strategy:</b> INFORMATION RESOURCES	\$ 7,909,323	\$ 7,909,318
<b>F.1.3. Strategy:</b> OTHER SUPPORT SERVICES	\$ 9,627,672	\$ 9,677,672
<b>F.1.4. Strategy:</b> REGIONAL ADMINISTRATION	<u>\$ 8,312,130</u>	<u>\$ 8,305,965</u>

<b>Total, Goal F: INDIRECT ADMINISTRATION</b>	<b>\$ 40,696,346</b>	<b>\$ 40,529,766</b>
---	----------------------	----------------------

<b>Grand Total, DEPARTMENT OF HEALTH</b>	<b>\$ 6,485,555,308</b>	<b>\$ 6,415,366,995</b>
--	-------------------------	-------------------------

**Method of Financing:**

<u>General Revenue Fund</u>		
General Revenue Fund	\$ 175,085,901	\$ 181,962,953
General Revenue Match for Medicaid	2,008,557,562	1,982,156,480
GR for Maternal and Child Health Block Grant	40,208,728	40,208,728
GR for HIV Services	25,328,551	25,328,551
Premium Credits (State Share), estimated	33,720,558	33,720,558
Vendor Drug Rebates (State Share), estimated	65,118,925	68,989,357
Earned Federal Funds	<u>11,665,659</u>	<u>4,600,000</u>

<b>Subtotal, General Revenue Fund</b>	<b>\$ 2,359,685,884</b>	<b>\$ 2,336,966,627</b>
---------------------------------------	-------------------------	-------------------------

<u>General Revenue Fund - Dedicated</u>		
Vital Statistics Account No. 019	2,496,892	2,496,892
Hospital Licensing Account No. 129	957,489	957,489
Food and Drug Fee Account No. 341	837,469	837,469
Bureau of Emergency Management Account No. 512	931,589	931,589
Department of Health Public Health Services Fee Account No. 524	1,974,667	1,974,660
Health Department Laboratory Financing Fees Object No. 3561	3,139,566	3,137,536
WIC Rebates Object No. 3597, estimated	173,000,000	184,000,000
Advisory Commission on Emergency Communications Account No. 5007	2,000,000	2,000,000
Crippled Children Account No. 5009	200,000	200,000
Asbestos Removal Licensure Account No. 5017	2,002,358	2,002,358
Home Health Services Account No. 5018	2,193,330	2,193,330
Workplace Chemicals List Account No. 5020	610,760	610,760

**DEPARTMENT OF HEALTH**  
(Continued)

Certificate of Mammography Systems Account No. 5021	433,568	433,569
Oyster Sales Account No. 5022	294,572	294,572
Food and Drug Registration Account No. 5024	3,520,330	3,520,330
 Subtotal, General Revenue Fund - Dedicated	<b>\$ 194,592,590</b>	<b>\$ 205,590,554</b>
 Federal Funds	 3,907,182,829	 3,848,719,274
 <u>Other Funds</u>		
Interagency Contracts	7,885,555	7,885,555
Appropriated Receipts	1,698,936	1,695,471
Appropriated Receipts, Medicaid Reimbursements	10,078,406	10,078,406
State Chest Hospital Fees and Receipts, estimated	4,431,108	4,431,108
 Subtotal, Other Funds	<b>\$ 24,094,005</b>	<b>\$ 24,090,540</b>
 <b>Total, Method of Financing</b>	<b>\$ 6,485,555,308</b>	<b>\$ 6,415,366,995</b>
 <b>Number of Full-time Equivalent Positions (FTE)</b>	 5,695.0	 5,695.0
 <b>Schedule of Exempt Positions</b>		
Commissioner of Health, Group 6	\$148,683	\$148,683

**LIMITATIONS ON EXPENDITURES**

1. **Capital Budget.** None of the funds appropriated above may be expended for capital budget items except as listed below. The amounts shown below shall be expended only for the purposes shown and are not available for expenditure for other purposes. Amounts appropriated above and identified in this provision as appropriations either for "Lease payments to the Master Lease Purchase Program" or for items with an "(MLPP)" notation shall be expended only for the purpose of making lease-purchase payments to the Texas Public Finance Authority pursuant to the provisions of V.T.C.S., Art. 601d, Sec. 9A.

	2000	2001
a. Construction of Buildings and Facilities		
(1) Laboratory - Bond Debt Service	\$ 3,139,566	\$ 3,137,536
b. Acquisition of Information Resource Technologies		
(1) Development of Electronic Death Registration	100,000	0
(2) WIC Client Data Storage Upgrade	250,000	0
(3) Replacement Computers	3,494,620	3,691,955
(4) File Servers and Hardware	491,760	598,000
(5) Tape Backup System	105,132	82,800
(6) Conversion of LAN/WAN	0	120,000
(7) Autodialer Systems	120,000	120,000
(8) Printers	0	144,000
(9) High Speed Printers	82,000	82,000
(10) Network Routers	145,000	145,000
(11) CIDC Eligibility Imaging System	0	80,000
(12) WIC Computer Replacement	0	800,000
(13) Immunization Tracking Automation	191,000	31,000

**DEPARTMENT OF HEALTH**  
(Continued)

(14) COMPASS 21, Medicaid Data Systems	4,659,337	0
(15) Year 2000 Systems Changes, Medicaid	\$ <u>701,000</u>	\$ <u>0</u>

Total, Acquisition of Information Resource Technologies	\$ <u>10,339,849</u>	\$ <u>5,894,755</u>
---	----------------------	---------------------

c. Transportation Items		
(1) WIC Vehicles	28,700	28,700
(2) Mobile Health Unit Van	\$ <u>100,000</u>	\$ <u>0</u>

Total, Transportation Items	\$ <u>128,700</u>	\$ <u>28,700</u>
-----------------------------	-------------------	------------------

d. Acquisition of Capital Equipment and Items		
(1) X-Ray Equipment	\$ <u>180,000</u>	\$ <u>0</u>

Total, Capital Budget	\$ <u>13,788,115</u>	\$ <u>9,060,991</u>
-----------------------	----------------------	---------------------

Method of Financing (Capital Budget):

General Revenue Fund	\$ 100,000	\$ 0
General Revenue Match for Medicaid	1,003,413	475,400
3561 Lab Fees for Debt Service	3,139,566	3,137,536
Federal Funds	<u>9,545,136</u>	<u>5,448,055</u>

Total, Method of Financing	\$ <u>13,788,115</u>	\$ <u>9,060,991</u>
----------------------------	----------------------	---------------------

2. **Limitation: Medicaid Transfer Authority.** Notwithstanding any other provision of this Act, none of the funds appropriated by this Act to the Texas Department of Health for

- a. Medicaid Strategies in Goal B;
- b. D.1.2. Family Planning;
- c. D.1.3. Medically Dependent Children;
- d. D.2.1. EPSDT Medical; and
- e. D.2.2. EPSDT Dental

may be transferred to any other item of appropriation or expended for any purpose other than the specific purpose for which the funds are appropriated, however, transfers may be made between Medicaid Strategies in accordance with other provisions in this Act.

3. **Transfer Authority.** Subject to the limitations contained in provisions number 2, Limitation: Medicaid Transfer Authority, number 4, Management of Funds in the CIDC Program and number 5, Laboratory Project, and notwithstanding any other provision, appropriations contained in this Act to the Department of Health may be transferred from one appropriation item to another appropriation item in amounts not to exceed 25 percent for the fiscal year, upon approval by the Board of Health and upon request of the Commissioner, subject to the following reporting requirements:

- a. At least 14 days prior to a meeting of the Board of Health to consider or take action on any transfer of funds between items of appropriation notification shall be made to the Governor's Office of Budget and Planning and the Legislative Budget Board.
- b. At least 14 days prior to a meeting of the Board of Health to consider any program expansion, notification shall be made to the Governor's Office of Budget and Planning and the Legislative Budget Board. Program expansion is defined as any modification of current

**DEPARTMENT OF HEALTH**  
(Continued)

policy that would result in an increase in services delivered or clients served, including any increase in funds budgeted in the program.

- c. Notifications shall include information regarding the source of funds to be transferred; any changes in federal funds related to the proposed transfer; the strategy from which the transfer is to be made and the strategy to which the transfer is to be made; the need which was to be served through the original appropriation and the basis for the decrease in need; the need to be served in the strategy receiving the funds and the basis for such selection and the amounts of funds to be spent on direct client services as opposed to both general and operating support costs. In the event program expansions are under consideration, information shall be forwarded regarding the population to be served; criteria for eligibility; source of funding; and impact on existing programs.

- 4. **Management of Funds in the CIDC Program.** Amounts appropriated above to the Department of Health in Strategy D.1.4., Special Needs Children/Chronically Ill and Disabled Children's (CIDC) Program may only be transferred to Strategy E.2.1., County Indigent Health, or Strategy B.1.4., Premiums: Children/Medically Needy. Transfers into Strategy B.1.4., may only be made if general revenue is made available by CIDC-eligible children becoming eligible for Medicaid. Any transfers pursuant to this provision are subject to prior notification to the Legislative Budget Board and the Governor's Office of Budget and Planning that such a transfer is to take place. Funds may not be transferred from D.1.4., Special Needs Children/Chronically Ill and Disabled Children's Program, if such a transfer would result in a loss of, or reduction in, services or a loss of, or reduction in, persons otherwise eligible for CIDC services. Notwithstanding any other provisions contained in this Act, no transfers shall be made out of Strategy D.1.1., Maternal and Child Health Services. Further, the department shall make expenditures from Strategy D.1.4., Special Needs Children/Chronically Ill and Disabled Children's Program, from state funds in proportion to the source of funds budgeted for the strategy. The department shall report quarterly on compliance with this provision to the Legislative Budget Board and the Governor's Office of Budget and Planning. The Comptroller of Public Accounts shall monitor compliance with these provisions and establish additional procedures, if necessary.

5. **Laboratory Project.**

- a. Proceeds generated from the sale of the revenue bonds authorized by Article 601d, Section 24A(b)11, Vernon's Texas Civil Statutes for the laboratory and office facilities project for the Department of Health are hereby appropriated to the Texas Department of Health, in an aggregate amount not to exceed \$42.3 million, for the purposes specified in that Act.
- b. Funds appropriated pursuant to this section may be transferred to the General Services Commission for project planning and construction.
- c. All receipts generated by the Texas Department of Health from laboratory fees during the 2000-01 biennium are hereby appropriated to the Texas Department of Health for transfer to the Texas Public Finance Authority for the payment of debt services on the project revenue bonds.
- d. Appropriations made out of the General Revenue Fund to the Texas Department of Health in Goal F, Indirect Administration, may be transferred for bond debt service payments only if laboratory fees generated by the laboratory during the biennium are insufficient to support the bond debt service, subject to prior approval of the Governor's Office of Budget and Planning and the Legislative Budget Board. No funds appropriated to the Department of Health by this Act may be transferred into Goal F, Indirect Administration.

- 6. **Appropriations Limited to Revenue Collections.** It is the intent of the Legislature that fees, fines and other miscellaneous revenues as authorized and generated by the agency cover, at a

**DEPARTMENT OF HEALTH**  
(Continued)

minimum, the cost of the appropriations made for the programs listed in the table below, as well as the "other direct and indirect costs" associated with these programs, appropriated elsewhere in this Act. "Other direct and indirect costs" for these programs are estimated to be \$6,352,194 for fiscal year 2000 and \$6,425,708 for fiscal year 2001. In the event that actual and/or projected revenue collections are insufficient to offset the costs identified by this provision, the Legislative Budget Board may direct that the Comptroller of Public Accounts reduce the appropriation authority provided above to be within the amount of revenue expected to be available. This rider shall apply to revenues generated in the following strategies and deposited under the following revenue codes or account numbers:

<b>Strategy</b>	<b>Revenue Code or Account</b>
A.1.2. Food (Meat) and Drug Safety	<ul style="list-style-type: none"><li>• 341 Food &amp; Drug Retail Fee</li><li>• 5022 Oyster Sales</li><li>• 5024 Food &amp; Drug Registration</li><li>• Fees deposited into 001 to support Food (Meat) and Drug Safety, including fees deposited under the following revenue codes: 3142 (Food Service Worker Training); 3180 (Health Regulation Fees for Tattoo Parlors, Tanning Facility Fees, and Narcotic Treatment Fees); 3400 (Business Fees-Agriculture, for Renderers Licenses and Milk Industry Products); 3414 (Agriculture Inspection Fees, for Meat Inspection); 3554 (Food and Drug Fees, for Medical Device Wholesalers, Food Drug and Cosmetic Sales, and Frozen Desserts);</li></ul>
A.1.3. Environmental Health	<ul style="list-style-type: none"><li>• 5017 Asbestos Removal Licensure</li><li>• 5020 Workplace Chemical List</li><li>• Fees deposited into 001 to support A.1.3., Environmental Health, including fees deposited under the following revenue codes: 3123 (Glue and Paint Sales Permit; 3140 (Bedding Tax); 3141 (Bedding Permit Fees); 3175 (Professional Fees, for Code Enforcement Officers); 3180 (Lead-Based Paint Certification Program); 3555 (Hazardous Substance Manufacture); 3562 (Health Related Professions Fees, for Sanitarian Registration and Pesticide Use and Application Program); and 3573 (Health Licenses for Camps, for Migrant Camps and Youth Camps).</li></ul>
A.1.4. Radiation Control	<ul style="list-style-type: none"><li>• 5021 Certificate of Mammography Systems</li><li>• Fees deposited into 001 to support A.1.4., Radiation Control, including fees deposited under the following revenue codes: 3489 (Radiation Control).</li></ul>
C.1.1. Health Care Standards	<ul style="list-style-type: none"><li>• 129 Hospital Licensing</li><li>• 512 Emergency Management</li><li>• 5018 Home Health Services</li><li>• Fees deposited into 001, Revenue Codes: 3175 (Professional Fees, for Health Services Providers, Athletic Trainers); 3180 (Health Regulation Fees, for Special Care Facilities); 3557 (Health Care Facilities Fees, for Abortion Clinics, Ambulatory Surgical Centers, Birthing Centers and End Stage Renal Disease Facilities); 3560 (Medical Examination and Registration, for Perfusionists, Medical Radiologic Technicians, and Respiratory Therapists); 3562 (Health</li></ul>

**DEPARTMENT OF HEALTH**  
(Continued)

Related Profession Fees, for Medical Physicists, Hearing Aid Dispensers, Marriage and Family Therapists, Massage Therapists, Respiratory Care Practitioners, Professional Counselors, Dispensing Opticians, Speech Pathologists, Dieticians); 3616 (Social Worker Regulation); and 3727 (Council on Sex Offender Treatment Providers).

E.1.1. Vital Statistics • 019 Vital Statistics

7. **Vendor Drug Rebates.** The Department of Health is authorized to expend Medicaid rebate revenues pursuant to the federal requirements of the Omnibus Budget and Reconciliation Act of 1990. Expenditures shall be made from rebates received in fiscal years 2000 and 2001. As rebates are generated, expenditures shall be made from rebate revenues as a first source and general revenue as a second source to support the Vendor Drug Program. Once the Department of Health has generated and expended the amounts identified in the method of finance as Vendor Drug Rebates above for each fiscal year, the department is appropriated and authorized to expend additional amounts generated, subject to the following requirements:

- a. Amounts available shall be expended prior to utilization of any general revenue available for the same purposes;
- b. In the event general revenue has been expended prior to the receipt of vendor drug rebates, the department shall reimburse general revenue through the cost allocation process authorized in Article IX of this Act. This process shall be completed on a monthly basis in order to maintain a minimum monthly balance on hand from the vendor drug rebate program; and
- c. The department shall report monthly to the Legislative Budget Board, the Governor's Office of Budget and Planning, and the Comptroller's Office on vendor drug receipts, expenditures, and anticipated revenues and balances.

8. **Medicaid and Other Reporting Requirements.**

- a. None of the funds appropriated by this Act to the Texas Department of Health may be expended or distributed by the department unless:
  - (1) the department submits to the Legislative Budget Board and the Office of the Governor a copy of each report submitted to the federal government relating to the Medicaid program, the Maternal and Child Health Block Grant (Title V of the Social Security Act), the WIC program (Child Nutrition Act of 1966, as amended), and the State Children's Health Insurance Program (Title XXI of the Social Security Act, CHIP). This shall include, but is not limited to:
    - i. expenditure data;
    - ii. caseload data;
    - iii. premium credit, rebates and refunds;
    - iv. interest earnings;
    - v. WIC and Vendor Drug rebates;
    - vi. State plan amendments;
    - vii. State plan waivers.

Such reports shall be submitted to the Legislative Budget Board and the Office of the Governor no later than the date the respective report is submitted to the federal government, and

**DEPARTMENT OF HEALTH**  
(Continued)

- (2) the department submits to the Legislative Budget Board and Office of the Governor at the end of each month: i.) a report detailing the Medicaid and Medicare caseload figures and related expenditure amounts for the preceding month; ii.) a report projecting the anticipated Medicaid and Medicare caseloads for the 36 months period beginning with first month after the report is due; iii.) a report detailing the CDC caseload figures and related expenditure amounts for the preceding month; and iv) a report detailing CHIP caseloads and expenditures for the preceding month.
  - b. Each report submitted to the Legislative Budget Board and the Office of the Governor pursuant to this provision must be accompanied by supporting documentation detailing the sources and methodologies utilized to develop any caseload or cost projections contained in each respective report and any other supporting materials as specified by the Legislative Budget Board and the Office of the Governor.
  - c. Each report submitted pursuant to this provision must contain a certification by the person submitting the report, that the information provided is true and correct based upon information and belief together with supporting documentation.
  - d. The Comptroller of Public Accounts shall not allow the expenditure of funds appropriated by this Act to the Texas Department of Health if the Legislative Budget Board and the Office of the Governor certifies to the Comptroller of Public Accounts that the Department of Health is not in compliance with this provision.
9. **Earned Federal Funds.** None of the Earned Federal Funds appropriated by this Act to the Department of Health may be expended unless the department reports quarterly to the Comptroller, Legislative Budget Board, and the Governor regarding funds generated which constitute Earned Federal Funds as defined elsewhere in this Act and/or required by the Comptroller to be deposited into Appropriation Number 70000. The method of finance item, Earned Federal Funds, for appropriations made above, includes unexpended and unobligated balances of Earned Federal Funds remaining as of August 31, 1999, and receipts earned in fiscal years 2000 and 2001. Unexpended balances in Earned Federal Funds at the close of the fiscal year ending August 31, 2000, are hereby appropriated for the fiscal year beginning September 1, 2000.
10. **Use of Additional Premium Credits.** For the purposes of this provision, premium credits are defined as: 1) refunds/rebates of previously paid premiums and interest earnings generated in relationship to the Risk Stabilization Reserve and other accounts listed below; 2) managed care rebates as described below; and 3) third party recoupments related to the Medicaid program. Amounts defined as premium credits are to be deposited into the General Revenue Fund, Object Number 3639. The Department of Health is authorized to receive and spend premium credits and interest earnings generated from fund balances with the Risk Stabilization Reserve, the Disbursement Account, and the STAR (Managed Care) Account, as defined in the contractual agreement with the fiscal agent and/or insurance carrier for purchased health services except for those interest earnings related to the Cash Management Improvement Act (CMIA). The department is also authorized to receive and spend experience rebates generated in accordance with its contractual agreements with health maintenance organizations who participate in Medicaid managed care. In addition, the department is authorized to receive and expend third party recoupments related to the Medicaid program. Expenditures shall be made from credits, managed care rebates, interest earnings, and third party recoupments received in 2000 and 2001. The use of the credits, managed care rebates, interest earnings, and third party recoupments is limited to funding services for Medicaid clients. Premium credits shall be expended as they are received as a first source, and general revenue shall be used as a second source, to support the Medicaid program. In the event that these revenues should be greater than the amounts identified in the method of finance above as Premium Credits, the department is hereby appropriated and authorized to expend these state funds thereby made available, subject to the following requirements:

**DEPARTMENT OF HEALTH**  
(Continued)

- a. Amounts available shall be expended prior to utilization of any general revenue available for the same purposes;
- b. In the event general revenue has been expended prior to the receipt of premium credits, the department shall reimburse general revenue through the cost allocation process authorized in Article IX of this Act. This process shall be completed on a monthly basis in order to maintain a minimum balance on hand in excess premium credits; and
- c. The department shall report monthly to the Legislative Budget Board, the Governor's Office of Budget and Planning, and the Comptroller's Office on premium credit receipts, expenditures, and anticipated revenues and balances.

The preceding paragraph shall be the exclusive appropriation authority for receipts from the above identified sources and none of these receipts shall be appropriated by a provision of Article IX of this Act.

11. **Funding for Abstinence-Based Sexual Education.** It is the intent of the Legislature that funds appropriated in Strategy D.1.5., Abstinence Based Education, be utilized for the purpose of implementing abstinence-based sexual education programs to reduce the need for future family planning services for unwed minors. Abstinence-based education means materials and instruction which:
  - a. present abstinence from sexual activity as the preferred choice of behavior for unmarried persons; and
  - b. emphasize that abstinence from sexual activity, used consistently and correctly, is the only method that is 100 percent effective in preventing pregnancy, sexually transmitted disease, and infection with human immunodeficiency virus or acquired immune deficiency syndrome.
12. **Prohibition on Abortions.** It is the intent of the Legislature that no state funds appropriated under Strategy D.1.2. may be used to pay the direct or indirect costs of abortion procedures provided by contractors of the Department. The Department shall include in its audit a review of the use of state funds to ensure compliance with this section.
13. **Family Planning.** Of funds appropriated under Strategy D.1.2., Family Planning, no state funds may be used to dispense prescription drugs to minors without parental consent.
14. **Sunset Contingency.** Funds appropriated above for fiscal year 2001 for the Texas Department of Health are made contingent on the continuation of the Texas Department of Health by the Legislature. In the event that the agency is not continued, the funds appropriated for fiscal year 2000 or as much thereof as may be necessary are to be used to provide for the phase out of agency operations.
15. **Sunset Contingency, Center for Rural Health Initiatives.** Funds appropriated above for fiscal year 2001 for the Center for Rural Health Initiatives, Strategy D.3.2., Rural Health Care Access, are made contingent on the continuation of the Center for Rural Health Initiatives by the Legislature. In the event that the Center is not continued, the funds appropriated for fiscal year 2000 or as much thereof as may be necessary are to be used to provide for the phase out of Center operations.
16. **Transfers from 2001 to 2000.** In addition to the transfer authority provided elsewhere in this Act and in order to provide for unanticipated events that increase costs associated with providing Medicaid services for eligible clients, the Department of Health is authorized to transfer up to \$150 million in general revenue from funds appropriated in Medicaid strategies in



**DEPARTMENT OF HEALTH**  
(Continued)

the second year of the biennium to the first year of the biennium. Such transfers may only be made subject to the following:

- a. Transfers under this section may be made only:
  - (1) if costs associated with providing Medicaid services exceed the funds appropriated for these services for fiscal year 2000.
  - (2) for any other emergency expenditure requirements, including expenditures necessitated by public calamity.
- b. Transfers may not exceed \$150,000,000 in general revenue.
- c. A transfer authorized by this section must receive the prior approval of the Governor and the Legislative Budget Board.
- d. The Comptroller of Public Accounts shall cooperate as necessary to assist the completion of a transfer and spending made under this section.

17. **Medical Treatment.** The Texas Department of Health may distribute funds for medical, dental, psychological or surgical treatment provided to a minor only if consent to treatment is obtained pursuant to Chapter 32 of the Texas Family Code. In the event that compliance with this rider would result in the loss of federal funds to the state, the Department may modify, or suspend this rider to the extent necessary to prevent such loss of funds, provided that prior approval is obtained from the Governor and the Legislative Budget Board.
18. **Reporting of Child Abuse.** The Texas Department of Health may distribute or provide appropriated funds only to recipients which show good faith efforts to comply with all child abuse reporting guidelines and requirements set forth in Chapter 261 of the Texas Family Code.
19. **Educational Leave, Tuition Reimbursement, and Educational Stipend Programs.** None of the funds appropriated above in Goals A through E may be spent for educational programs which provide tuition reimbursement, stipends, or educational leave for department employees. The Commissioner of Health must provide prior written approval of the educational leave time, the amount of the stipend or tuition reimbursement, and any other educational program benefit provided to a department employee. The amount of tuition or fees paid by the department to an institution of higher education for semester hour credit for a department employee may not exceed the per semester credit hour charged by that institution for in-state tuition.

**BUDGET POLICY AND APPROPRIATION MANAGEMENT**

20. **Authorization to Receive, Administer, and Disburse Federal Funds.** The appropriations made herein may be used to match federal funds granted to the state for the payment of personal services and other necessary expenses in connection with the administration and operation of a state program of health services. Notwithstanding the General Provisions of this Act, the Texas Board of Health is hereby authorized to receive and disburse in accordance with plans acceptable to the responsible federal agency, all federal moneys that are made available (including grants, allotments, and reimbursements) to the state and retain their character as federal funds for such purposes, and to receive, administer, and disburse federal funds for federal regional programs in accordance with plans agreed upon by the Department of Health and the responsible federal agency, and such other activities as come under the authority of the Texas Board of Health, and such moneys are hereby appropriated to the specific purpose or purposes for which they are granted or otherwise made available. Earned federal funds are not considered to be federal funds for the purpose of this section.

**DEPARTMENT OF HEALTH**  
(Continued)

21. **Medical Assistance Payments and Unexpended Balances.** Funds for Medical Assistance payments appropriated for Medicaid Strategies in Goal B; D.1.2. Family Planning; D.1.3. Medically Dependent Children Waiver; D.2.1., Texas Health Steps (EPSDT) Medical; and D.2.2., Texas Health Steps (EPSDT) Dental out of the General Revenue Fund for Medicaid services shall be payable in equal monthly installments on the first day of each calendar month; provided, however, that any balances on hand in such funds may be carried over from month to month during each fiscal year and from fiscal year 2000 to fiscal year 2001, and such funds are reappropriated to the department for the 2000-01 biennium.
22. **Risk Stabilization Reserve.** Upon termination of a contract with the fiscal agent or insurance carrier for purchased health insurance, the state's share of the unexpended balance in the risk stabilization reserve shall be deposited into the General Revenue Fund and such funds are not reappropriated to the Department of Health.
23. **Transfers for Funds Consolidation.** For the purpose of funds consolidation and Medicaid payments, federal funds may be transferred into the General Revenue Fund from Department of Health Account 0273. The initial deposit of Medicaid federal funds shall be made into Account 0273 but no direct expenditures for the Medicaid program shall be made from this account.
24. **Accounting of Support Costs.** The Comptroller of Public Accounts shall establish separate accounts from which certain support costs shall be paid. The Department of Health is hereby authorized to make transfers into these separate accounts from line item strategies in order to pay for these expenses in an efficient and effective manner. Only costs not directly attributable to a single program may be budgeted in or paid from these accounts. Items to be budgeted in and paid from these accounts include but are not limited to: postage, occupancy costs, equipment repair, telephones, office printing costs, supplies, freight and transport costs, telephone system costs and salary and travel costs of staff whose function supports several programs. The department shall be responsible for monthly allocations of these costs to the original strategies.
25. **WIC (Special Supplemental Program for Women, Infants, and Children) Rebates.** The Department of Health is authorized to receive and expend WIC rebates and interest earnings associated with WIC rebates and such funds are appropriated to the Department of Health. The department shall only expend WIC rebates and interest earnings for the purposes of the WIC program.
26. **Payment of August 2001 Premiums.** The Department of Health is hereby authorized to defer its August 2001 premium payment to the National Heritage Insurance Company until September 2001 and the August 2001 payment will be paid from fiscal year 2002 appropriations.

**BUDGET POLICY AND APPROPRIATION MANAGEMENT, HOSPITAL RELATED**

27. **Payment of Hospital Providers.** At the hospital's option, all payments from funds appropriated for acute care services made to hospitals with 100 or fewer licensed beds may be reimbursed under a cost-reimbursement methodology authorized by the Tax Equity and Fiscal Responsibility Act of 1982 (TEFRA), using the most current available cost figures. Hospitals reimbursed under TEFRA cost principles shall be paid without the imposition of the TEFRA cap.

At initial cost settlement of the hospital's fiscal year, the Department of Health shall determine the amount of reimbursement the hospital would have been paid under TEFRA cost principles, and if the amount of reimbursement under the TEFRA principles is greater than the amount of reimbursement received by the hospital under the prospective payment system, the Department of Health shall reimburse the hospital the difference.

**DEPARTMENT OF HEALTH**  
(Continued)

28. **Payments to Rural Hospitals Under Medicaid Managed Care.** All payments from funds appropriated for acute care services made to rural hospitals with 100 or fewer licensed beds in counties with fewer than 50,000 persons that are in a Medicaid managed care program must be reimbursed at a rate calculated using the higher of the prospective payment system rate or cost-reimbursement methodology authorized under the Tax Equity and Fiscal Responsibility Act of 1982 (TEFRA). Hospitals reimbursed under TEFRA cost principles shall be paid without the imposition of the TEFRA cap. Under a full-risk managed care pilot project, the participating managed care organizations shall reimburse the hospitals. This section applies only to a managed care contract that is entered into or renewed on or after September 1, 1997.
29. **Payments to Rural Physicians Under Medicaid Managed Care.** All payments made to physicians who practice in rural counties with fewer than 50,000 persons and who participate in a Medicaid managed care program must be reimbursed at the Medicaid fee schedule, or in the case of a full-risk managed care model, at a rate using the current Medicaid fee schedule, including negotiated fee for service. Under a primary care case management system model, primary care physicians also shall be paid a monthly case management fee. This section applies only to a managed care contract that is entered into or renewed on or after September 1, 1997.
30. **Disposition of Appropriation Transfers from State-Owned Hospitals.** The Department of Health shall use the sums transferred from state owned hospitals as provided elsewhere in the Act as necessary to apply for appropriate matching federal funds and to provide the state's share of disproportionate share payments due to state owned hospitals. Any amounts of such transferred funds not required for disproportionate share payments shall be deposited by the Department of Health to the General Revenue Fund as unappropriated revenue. At the beginning of each fiscal year, the Department of Health shall present a schedule of projected transfers and payments to the Comptroller of Public Accounts, the Governor, and the Legislative Budget Board for their approval. Subsequent to approval of the projected schedule, the Comptroller of Public Accounts shall approve all payments and transfers.
31. **Transfers of Appropriations—State-Owned Hospitals.** The State Chest Hospitals shall transfer from non-Medicaid state appropriated funds \$18,827,066 in fiscal year 2000 and \$18,827,066 in fiscal year 2001 to the Department of Health. The timing and form of such transfers shall be determined by the Comptroller of Public Accounts in consultation with the Department of Health. The Governor and the Legislative Budget Board are authorized to adjust the amounts of such transfers as necessary to match available federal funds.
32. **Disproportionate Share Hospital Eligibility.** A hospital that provides health care to indigents pursuant to an agreement or contract with a state agency or department, at no cost to the state, may be eligible as a disproportionate share hospital under Chapter 61, Health and Safety Code, and the Texas Medicaid program. Such hospital's total expenditures for indigent health care, according to such agreement or contract, may be credited as local revenue to be used to determine disproportionate share eligibility.
33. **State Chest Hospital Provisions.** The State Chest Hospitals operated by the Department of Health are the South Texas Hospital and the Texas Center for Infectious Disease. The provisions applying to the State Chest Hospitals are as follows:
  - a. In addition to salary, the Hospital Directors of the State Chest Hospitals are authorized a house, utilities, and supplement from the department's Medical Services Trust Fund.
  - b. The professional liability insurance premiums may be paid for physicians employed by the State Chest Hospitals out of the appropriations from the fees for physician services.
  - c. It is the intent of the Legislature that the Department of Health develop interagency agreements with the Texas Department of Mental Health and Mental Retardation (TDMHMR) so that medical and surgical services, auxiliary services, pharmacy and

**DEPARTMENT OF HEALTH**  
(Continued)

laboratory services and other support services of TDMHMR facilities are provided to the extent possible by the two State Chest Hospitals. The Texas Center for Infectious Disease shall provide utilities and inpatient treatment and care services to the San Antonio State Hospital and the San Antonio State School without reimbursement.

- d. Out of the funds appropriated above the South Texas Hospital shall support medical education through the South Texas Family Practice Residency Program-McAllen with the cooperation of the University of Texas Health Science Center at San Antonio.
- e. Third party collections (appropriated receipts) collected by the Department of Health Chest Hospitals are hereby appropriated to E.2.3. TDH Hospitals for the provision of services.
- f. It is expressly provided that the State Chest Hospitals, to the extent permitted by law, may pay FLSA exempt and FLSA non-exempt employees on a straight-time basis for work on a holiday or for regular compensatory time hours when the taking of regular compensatory time off would be disruptive to normal business functions.

**EXPENDITURES SPECIFICALLY AUTHORIZED**

- 34. **Immunization of Employees.** Moneys appropriated above may be expended for any immunization which is required of employees at risk in the performance of their duties.
- 35. **Professional Liability Insurance Premiums.** From the appropriations made above, the department may also pay the professional liability premiums for those physicians, dentists, hygienists, nurses, and other medical personnel involved in providing medical and dental care in the department's clinical operations.
- 36. **Reimbursement of Advisory Committee Members.** Pursuant to V.T.C.A., Government Code, Section 2110.004, reimbursement of expenses for advisory committee members, out of funds appropriated above, is limited to the following advisory committees: Family Planning Advisory Council, State Preventive Health Advisory Committee, Oral Health Advisory Committee, and the Texas Radiation Advisory Board.

**ADDITIONAL APPROPRIATION AUTHORITY**

- 37. **Appropriation of Radiation and Perpetual Care Security Trust Account 880.** Any revenue collected and deposited in the Radiation and Perpetual Care Security Trust Account during this biennium or any biennium is hereby appropriated beginning with the effective date of this Act.
- 38. **Appropriation of Receipts: Civil Monetary Damages and Penalties.** Out of funds appropriated above related to civil monetary damages and penalties under Health and Safety Code Section 431.047, there are appropriated to the department amounts equal to the costs of the investigation and collection proceedings conducted under that section, and any amounts collected as reimbursement for claims paid by the department.
- 39. **Unexpended Balances-Prevention and Promotion.** Subject to the approval of the Board of Health, all unexpended balances not otherwise restricted from appropriations to Goal A: Prevention and Promotion, at the close of the fiscal year ending August 31, 2000, are hereby appropriated for the fiscal year beginning September 1, 2000. The Department of Health shall submit a report to the Legislative Budget Board and the Governor identifying any appropriations carried forward into fiscal year 2001 pursuant to this provision no later than 90 days after such funds are expended. The report shall be prepared in a format prescribed by the Legislative Budget Board.
- 40. **Contingent Revenue, Food and Drug Retail Fees.** The Department of Health is hereby appropriated any additional revenues generated in General Revenue-Dedicated Account 341,

**DEPARTMENT OF HEALTH**  
(Continued)

Food and Drug Retail Fees, above \$1,420,000 in fiscal year 2000 and \$1,446,000 in fiscal year 2001, for the purpose of restaurant inspections. The dollar amounts above are contained in the Comptroller of Public Accounts' Biennial Revenue Estimate 2000-2001 for Revenue Objects deposited into Account 341.

41. **Laboratory Revenue.** The Department of Health is hereby appropriated any additional laboratory revenues, generated in General Revenue-Dedicated Account 524 above \$3,087,000 in fiscal year 2000 and \$3,087,000 in fiscal year 2001, for the purpose of laboratory operations. This appropriation does not include any amounts deposited into Revenue Object 3561. The dollar amounts above are contained in the Comptroller of Public Accounts' Biennial Revenue Estimate 2000-2001 for Revenue Objects deposited into Account 524 and exclude amounts estimated for Revenue Object 3561. Laboratory revenues deposited into Revenue Object Number 3561 are statutorily dedicated for laboratory debt service and may not be used for any other purpose.

**OTHER PROVISIONS**

42. **Cost-Recovery Through Fee Revenue.** The Board of Health shall review all of the fee schedules within its authority on an annual basis. It is the intent of the Legislature that fees be set to recover the cost of providing services to the extent feasible. The Department of Health shall provide a copy of the report summarizing this review to the Legislative Budget Board and Governor's Office of Budget and Planning no later than September 1 of each year in the biennium, with a copy of the final report to be submitted no later than January 1 of each year of the biennium.
43. **Childhood Lead Registry.** Out of funds appropriated above in Strategy A.3.3., Preventable Diseases, a total of \$80,700 in total funds and \$65,000 in general revenue funds each fiscal year of the 2000-01 biennium shall be used for the Childhood Lead Registry.
44. **Performance of Licensing Entities.** The Department of Health shall provide performance information to the Legislative Budget Board and the Governor's Office of Budget and Planning no later than December 1 of each year for each board or other entity that licenses, certifies, or registers health professionals attached to or within the purview of the Department of Health. For each board or other entity, the department shall provide the following for the previous fiscal year:
- a. Number of Professionals Licensed/Certified/Placed on a Registry;
  - b. Number of New License/Certificate Applications Received;
  - c. Total Number of Complaints Received;
  - d. Total Number of Jurisdictional Complaints Resolved; and
  - e. Total Number and Type of Disciplinary Actions Taken.
45. **Performance Reporting for TDH Hospitals.** The Department of Health shall submit to the Legislative Budget Board and to the Governor's Office of Budget and Planning the following information on a quarterly basis regarding hospital performance: revenue collections at the hospitals, by payor type; number of inpatient patients served on a monthly basis, by type of service provided; and number of outpatient patients served on a monthly basis, by type of service provided.
46. **Notification of Regional Funds Distribution.** The Department of Health shall notify the Legislative Budget Board and the Governor's Office of Budget and Planning of the allocation methodology or formula used to allocate funds and provide an impact analysis of any changes from the previous year's formula or percentage allocations, by public health region, at least 30 days prior to allocations made out of funds appropriated above in Strategy D.1.1., Maternal and Child Health.

**DEPARTMENT OF HEALTH**  
(Continued)

47. **Transfer for Health Professions Council.** Out of funds appropriated above in Strategy C.1.1., Health Care Standards, an amount equal to \$11,904 each year (2000 and 2001) shall be used for transfer to, and expenditure by, the Health Professions Council as the pro-rated assessment of the Health Licensing Division of the Department of Health.
48. **Graduate Medical Education Payments.** In order to maintain Medicaid graduate medical education funding to teaching hospitals or hospital-affiliated clinics, the Department of Health shall enter into a memorandum of understanding with the Commissioner of the Health and Human Services Commission to separate all identified inpatient graduate medical education funds from the Medicaid reimbursement formulas and make separate and direct payments to hospitals or hospital-affiliated clinics that have accredited graduate medical education training programs or which have affiliation agreements with accredited graduate medical education training programs. The payments shall reimburse each hospital or hospital-affiliated clinic's expenditure on graduate medical education, taking into consideration Medicaid volume and number of filled positions in accredited medical residency programs.
49. **Increase Immunization.** The Department of Health (TDH) shall report to the Legislative Budget Board and the Governor no later than September 30<sup>th</sup> of each year of the biennium on plans to increase immunization rates in Texas, focusing on immunization of pre-school age children. It is the intent of the Legislature that this report be used by the Department in managing state and federal resources to increase immunization rates. The report shall detail the following:
  - a. Methodology used to determine rates of immunization;
  - b. Current immunization rates by geographic region of the state, where available, focusing on areas in which pre-school children are immunized at rates less than the state average;
  - c. Specific approaches planned for the fiscal year of the report to address geographic areas of under-immunization, including:
    - (1) Changes to agency procedures to more effectively reach under-immunized areas.
    - (2) Contracted services and contract provisions to focus on under-immunized areas;
    - (3) Performance measures, relating to increased immunization rates, which will be included in contract provisions; and
    - (4) Estimated cost for each approach; and
  - d. Estimates of the impact that each approach will make individually, and that the approaches will make collectively, to increase immunization rates (for geographic areas when appropriate) and to change other appropriate performance measures.
50. **Osteoporosis Education Program.** Out of the funds appropriated above in Strategy A.3.3, Preventable Diseases, \$250,000 in each fiscal year of the biennium shall be used to implement a program to educate the public regarding the causes and detection of, and treatment for, osteoporosis. At least 50 percent of the operating budget shall be dedicated for public service announcements and other means of public communication.
51. **Rabies Control.** Out of amounts appropriated above, \$4,761,337 is appropriated in each fiscal year to Strategy A.3.3., Preventable Diseases, for zoonotic disease control, including rabies control.
52. **Oyster Sampling and Research.** Funds appropriated above in Strategy A.1.2., Food (Meat) and Drug Safety, include \$160,374 in General Revenue Dedicated (Oyster Sales Account No. 5022) Funds per fiscal year of the biennium for use by the Department of Health to contract with Texas A&M Galveston for the purpose of research to determine *Vibrio parahaemolyticus* levels in the Texas Oysters and Bay Waters.

**DEPARTMENT OF HEALTH**  
(Continued)

53. **Hepatitis A Immunizations.** Out of funds appropriated above in Strategy A.3.2., Immunizations, the Department of Health shall allocate \$400,000 in fiscal year 2000 and \$400,000 in fiscal year 2001 for the purpose of providing vaccinations against Hepatitis A to preschoolers and adolescents, who are not eligible for Medicaid, in areas of high incidence.
54. **Expenditures Related to School Health.** The Department of Health shall expend the greater of either 3 percent of total expenditures in Strategy D.1.1., Maternal and Child Health, or \$3,241,189 for the biennium in total funds, for the purpose of school health services. Further, the Department of Health shall continue to award new contracts for school health services at the rate of at least two per contract award period of the biennium. Nothing in this provision is intended to require the department to contract with an applicant that does not meet the department's qualification criteria.
55. **Use of Community Health Service Funds.** It is the intent of the Legislature that funds appropriated in Strategy D.3.1., Community Health Services, be used solely for the provision of direct primary care services.
56. **Medicaid Support and Information Services.** Out of the funds appropriated above in Goal B: Medicaid Services, such funds as are necessary to implement the project are allocated for the Medicaid Help Line authorized under Section 531.021, Texas Government Code. It is the intent of the Legislature that, under the authority of the Commissioner of Health and Human Services, the Texas Department of Health shall operate this service for Medicaid recipients enrolled in managed care plans.
57. **Dental Provider Participation.** It is the intent of the Legislature that the department should increase the enrollment and participation in the Medicaid program of dental providers. The Commissioner of Health shall certify to the Governor and Legislative Budget Board by July 1, 2000, the amount of change in enrollment of and participation of dental providers in the Medicaid program. The certification must be accompanied by supporting documentation detailing the sources and methodologies which document an increase or other change in enrollment and participation of dental providers in the Medicaid program, as well as any other supporting materials specified by the Legislative Budget Board or the Governor.
58. **Phenylketonuria Pilot Program.** Out of funds appropriated above, the Department of Health shall allocate \$150,000 in fiscal year 2000 and \$150,000 in fiscal year 2001 for the purpose of conducting a pilot project to assess the cost and effectiveness of providing medically indicated medical foods to children ages 0 to 5 affected with phenylketonuria. The department shall seek to maximize funding for this project by accessing available federal funds from the United States Department of Agriculture. Upon completion of the pilot project, the department shall make a recommendation to the Seventy-seventh Legislature on the program's effectiveness.
59. **General Revenue Match for Abstinence Education.** Out of funds appropriated above, the Department of Health shall transfer \$1.6 million per fiscal year in General Revenue to Strategy D.1.5., Abstinence Education, out of available General Revenue Funds, including Earned Federal Funds, in strategies in Goal F, Indirect Administration, for the purpose of meeting state and local matching requirements for locally operated abstinence education programs. The Department of Health shall report to the Legislative Budget Board and the Governor by July 1 preceding each fiscal year on the source and type of funds to be transferred.
60. **Regional Trauma Fund Assistance to the Department of Public Safety.** Out of the funds appropriated to the regional advisory councils through the Texas Department of Health in Strategy E.2.2., Coordinate Health Systems, the regional advisory councils may provide training for commissioned personnel of the Department of Public Safety's Traffic Law Enforcement division. The training shall be provided to Department of Public Safety employees who are seeking certification as emergency medical technicians or paramedics and who are participating in the Department of Public Safety's pilot program.

**DEPARTMENT OF HEALTH**  
(Continued)

61. **Trauma Formula Distribution.** It is the intent of the Legislature that the Department of Health allocate at least 40 percent to urban counties and at least 60 percent of the Emergency Medical Services allotment to rural and frontier counties.
62. **St. Paul Tyler Community Health Initiative.** Funds appropriated above in Strategy D.3.1., Community Health Services, include \$376,574 in fiscal year 2000 and \$276,574 in fiscal year 2001 out of the General Revenue Fund for the St. Paul Tyler Community Health Initiative Mobile Health Unit Program. As authorized in the capital budget above, these amounts include \$100,000 for a mobile health van in fiscal year 2000. The program is to serve six targeted areas in Northeast Texas, including Smith (Jackson area), Van Zandt, Rains, Morris, Henderson, and Cherokee counties, providing basic community health services such as immunizations and screenings.
63. **Medicaid Outpatient Reimbursement Rates for Hospitals and Professional Services.** Out of the amounts appropriated above, the Texas Department of Health is appropriated \$30,000,000 in general revenue funds and \$47,730,382 in federal funds for the biennium for reimbursement increases for Outpatient Hospital and Professional Services. It is the intent of the legislature that rate increases be implemented beginning September 1, 1999 and that the Department of Health implement mechanisms to pass the fee increase directly to providers. For professional services, TDH may, with input from groups such as the Physician Payment Advisory Committee, vary fee increases according to the type of service.

**CONTINGENCY APPROPRIATIONS**

64. **Comprehensive Strategic and Operational Plan.** Appropriations made to the department, above, include amounts necessary to implement the provisions of Senate Bill 367 or similar legislation requiring that the department develop, publish, and implement a comprehensive strategic and operational plan for achieving the department's missions that includes the methods to be used to integrate and coordinate agency operations, eliminate overlap between programs and streamline agency activities.
65. **Contingency Appropriation of Donations.** Contingent upon the enactment of Senate Bill 673, or similar legislation to create the Anatomical Gift Education Program, all revenues generated through donations made as provided by Section 521.421(g) or Section 521.422(c), Transportation Code, estimated to be \$300,110 in revenues generated pursuant to the provisions of the bill in fiscal year 2000 and \$909,423 in revenues generated pursuant to the provisions of the bill in fiscal year 2001, are hereby appropriated to the Texas Department of Health for purposes related to the Anatomical Gift Education Program. The department may not expend any of these funds for administrative purposes and may not pay for Full-Time Equivalent Positions out of these funds. The department is hereby authorized to transfer the appropriation made pursuant to this provision to the appropriate strategy items listed above.
66. **Contingency Appropriation for SB 114.** Contingent upon the enactment of Senate Bill 114, or similar legislation relating to revising the definition of "intoxicated" to lower the blood alcohol concentration from 0.10 to 0.08, the Department of Health is hereby appropriated \$2,500,000 in fiscal year 2000 and \$2,500,000 in fiscal year 2001 from funds received from the Department of Transportation through the Federal Incentive Program. These funds may only be used for purposes permitted by such federal and state law relating to the emergency medical services and trauma care system fund as provided in Section 773.122, Health and Safety Code.
67. **Contingency Appropriation for House Bill 1398.** Contingent upon the enactment of House Bill 1398, or similar legislation relating to the County Indigent Health Care Program, by the Seventy-sixth Legislature, Regular Session, the Department of Health is hereby appropriated \$5,000,000 for fiscal year 2000 and \$5,000,000 for fiscal year 2001 out of the General Revenue Fund for the purpose of implementing HB 1398. The Department of Health is hereby authorized



**DEPARTMENT OF HEALTH**  
(Continued)

to transfer the appropriation made pursuant to this provision to the appropriate strategy items listed above.

68. **Contingency Appropriation for House Bill 494.** Contingent upon the enactment of House Bill 494, or similar legislation to create a drug manufacturer rebate program for certain programs at the Department of Health, by the Seventy-sixth Legislature, Regular Session, the Department of Health is hereby appropriated \$814,946 for fiscal year 2000 and \$814,946 for fiscal year 2001 out of revenues generated pursuant to HB 494 for the purpose of implementing that Act. This appropriation is also contingent upon the Department of Health generating drug rebate revenues pursuant to HB 494 in the amount of \$1,926,864 for the biennium. The Department of Health is hereby authorized to transfer the appropriation made pursuant to this provision to the appropriate strategy items listed above.
69. **Contingency Reduction in Appropriations for House Bill 2085.** Contingent upon the enactment of House Bill 2085, Seventy-sixth Legislature, Regular Session, or similar legislation relating to the continuation of the Department of Health and requiring the agency to streamline administrative structures relating to health care delivery, which is assumed to result in a savings to the agency, the Department of Health General Revenue appropriations shall be reduced by \$323,585 in fiscal year 2000 and \$1,168,273 in fiscal year 2001.
70. **Contingency Reduction in Appropriations for House Bill 1514.** Contingent upon the enactment of House Bill 1514, Seventy-sixth Legislature, Regular Session, or similar legislation relating to implementation of certain procedures to ensure accuracy of medical assistance eligibility lists, the Department of Health general revenue appropriation shall be reduced by \$920,061 in fiscal year 2000 and by \$824,000 in fiscal year 2001.
71. **Contingency Appropriation for Senate Bill 1238.** Contingent upon the enactment of Senate Bill 1238, or similar legislation relating to the accreditation of environmental testing laboratories, by the Seventy-sixth Legislature, Regular Session, the Texas Department of Health is hereby appropriated \$37,357 for fiscal year 2000 and \$94,615 for fiscal year 2001 out of additional revenues collected pursuant to Senate Bill 1238 for the purpose of implementing that Act. Funds appropriated in this item may be transferred to other appropriate strategies for the purpose of implementing Senate Bill 1238. In no event shall the amount expended out of, or transferred from, this appropriation exceed the amount of additional revenues generated pursuant to Senate Bill 1238. The additional revenues generated must be sufficient to cover the costs of the appropriation as well as any indirect costs associated with the implementation of the provisions of the bill.
72. **Contingency Appropriation for Senate Bill 1249.** Contingent upon the enactment of Senate Bill 1249, or similar legislation relating to the regulation of ambulatory surgical centers, by the Seventy-sixth Legislature, Regular Session, the Texas Department of Health is hereby appropriated \$62,627 for fiscal year 2000 and \$177,123 for fiscal year 2001 out of additional revenues collected pursuant to Senate Bill 1249 for the purpose of implementing that Act. In no event shall the amount expended out of, or transferred from, this appropriation exceed the amount of additional revenues generated pursuant to Senate Bill 1249. The additional revenues generated must be sufficient to cover the costs of the appropriation as well as any indirect costs associated with the implementation of the provisions of the bill.
- \* 73. **Contingency Appropriation for Senate Bill 1533.** Contingent upon the enactment of Senate Bill 1533, or similar legislation relating to the hazardous substances law, by the Seventy-sixth Legislature, Regular Session, the Texas Department of Health is hereby appropriated \$56,153 for fiscal year 2000 and \$60,230 for fiscal year 2001 out of additional revenues collected pursuant to Senate Bill 1533 for the purpose of implementing that Act. In no event shall the amount expended out of, or transferred from, this appropriation exceed the amount of additional revenues generated pursuant to Senate Bill 1533. The additional revenues generated must be

\* See *Veto Proclamation*.

**DEPARTMENT OF HEALTH**  
(Continued)

sufficient to cover the costs of the appropriation as well as any indirect costs associated with the implementation of the provisions of the bill.

74. **Contingency: Tertiary Care Facility Account.** The following provisions are contingent upon the enactment of HB 1398 or similar legislation to create the Tertiary Care Facility Account for the purpose of reimbursing facilities for tertiary care services provided to individuals residing outside of the service areas of those facilities.

Contingent upon the enactment of HB 1799, or similar legislation that would deposit funds into the Tertiary Care Facility Account, any funds transferred into the Tertiary Care Facility Account are hereby appropriated to the department, and the department is authorized to distribute those funds to facilities or transfer some or all of those funds to Strategy E.2.1., County Indigent Health.

In the event that no funds are allocated to the Tertiary Care Facility Account as a result of the enactment of House Bill 1799 or similar legislation, the department shall allocate \$1,000,000 in General Revenue during each year of the biennium to the Tertiary Care Facility Account, from Strategy E.2.1., County Indigent Health Care, and such funds from the Tertiary Care Facility Account are hereby appropriated.

**HEALTH AND HUMAN SERVICES COMMISSION**

For the Years Ending	
August 31,	August 31,
<u>2000</u>	<u>2001</u>

**A. Goal: COORDINATE SERVICES**

The Health and Human Services Commission will facilitate and enforce coordinated delivery of health and human services in a manner that uses an integrated system to determine client eligibility; that maximizes the use of federal, state and local funds; that emphasizes coordination, flexibility and decision-making at the local level; and that promotes self-reliance.

**Outcome (Results/Impact):**

Number of Interagency Administrative Support Initiatives	11	11
 <b>A.1.1. Strategy: SYSTEM INTEGRATION</b>	<b>\$</b>	<b>\$</b>
Facilitate and enforce coordinated planning and integrated delivery of health and human services.	3,524,219	3,732,719
<b>Output (Volume):</b>		
Number of Guardianship Programs or Alternatives Developed or Enhanced as a Result of HHSC Technical Assistance	15	20
Number of Community Information Data Centers Linked to Statewide Databases	9	8
Number of Guardianship Assistance Grants	7	7
<b>Efficiencies:</b>		
Percent of Children Who Met Goals on Their CRCG Service Plans	71%	72%

**B. Goal: STATE MEDICAID SYSTEM**

Improve the efficiency and effectiveness of the State Medicaid System.



**HEALTH AND HUMAN SERVICES COMMISSION**  
(Continued)

<u>Other Funds</u>		
Appropriated Receipts	16,300	16,300
Interagency Contracts, estimated	<u>1,111,538</u>	<u>3,354,022</u>
Subtotal, Other Funds	<u>\$ 1,127,838</u>	<u>\$ 3,370,322</u>
<b>Total, Method of Financing</b>	<u><b>\$ 14,472,696</b></u>	<u><b>\$ 19,952,084</b></u>
<b>Number of Full-time Equivalent Positions (FTE)</b>	182.5	182.0
<b>Schedule of Exempt Positions</b>		
Commissioner, Group 6	\$157,500	\$157,500

1. **Capital Budget.** None of the funds appropriated above may be expended for capital budget items except as listed below. The amounts shown below shall be expended only for the purposes shown and are not available for expenditure for other purposes. Amounts appropriated above and identified in the provision as appropriations either for "Lease Payments to the Master Equipment Purchase Program" or for items with an "(MLPP)" notation shall be expended only for the purpose of making lease-purchase payments to the Texas Public Finance Authority pursuant to the provisions of V.T.C.S., Art. 601d, Sec. 9A.

	<u>2000</u>	<u>2001</u>
Out of the General Revenue Fund:		
a. Acquisition of Information Resource Technologies		
(1) Information and Referral Project	<u>\$ 341,000</u>	<u>\$ 341,000</u>
Total, Capital Budget	<u>\$ 341,000</u>	<u>\$ 341,000</u>

2. **Federal Funds Appropriated.** The Health and Human Services Commission is hereby authorized to receive and disburse in accordance with plans acceptable to the responsible federal agency, all federal funds that are made available to the Commission, and to receive, administer, and disburse funds for federal programs in accordance with plans agreed upon by the Commission and the responsible federal agency, and such funds are appropriated to the Health and Human Services Commission to the specific purpose or purposes for which they are granted or otherwise made available.
3. **Budget Authority for Estimated Pass-through Funds.** In addition to the amounts appropriated above for the Health and Human Services Commission, the commission may establish additional budget authority with Comptroller of Public Accounts to reflect other estimated income except from the General Revenue Fund.
4. **Audit of Medicaid Funds.** All transactions involving the transfer or investment of any funds of the Title XIX Medicaid program, held in trust or reserve for the state by any non-governmental entity shall be subject to audit by the State Auditor's Office.
5. **Reimbursement of Advisory Committee Members.** Pursuant to V.T.C.A., Government Code, Section 2110.004, reimbursement of expenses for advisory committee members, out of funds appropriated above, is limited to the following advisory committees: Hospital Payment Advisory Committee, Medical Care Advisory Committee, Guardianship Advisory Board, and Information and Referral Project Advisory Committee.

**HEALTH AND HUMAN SERVICES COMMISSION**  
(Continued)

6. **Appropriation of Receipts: Civil Monetary Damages and Penalties.** Out of funds collected as civil monetary damages and penalties under Human Resources Code Section 32.039, there are appropriated to the Health and Human Services Commission amounts equal to the costs of the investigation and collection proceedings conducted under the authority of that section.
7. **Support for Community Resource Coordination Groups (CRCG).** The Health and Human Services Commission (HHSC) is authorized to enter into interagency contracts with health and human services agencies, Texas Youth Commission, and the Texas Education Agency to support the operation of the state office of CRCG. Transfers will be from funds identified by the agencies, based on a formula developed by HHSC. Funds will be transferred at the beginning of each fiscal year.
8. **Medicaid Fraud Detection.** The Health and Human Services Commission shall report quarterly to the Governor, Legislative Budget Board and the Comptroller of Public Accounts, the referral source of each investigation opened by HHSC, the status of each open case, including those referred to the Office of the Attorney General for further action, and the amounts recovered including monetary and civil penalties collected.
9. **Sunset Contingency.** Funds appropriated above for fiscal year 2001 for the Health and Human Services Commission are made contingent on the continuation of the Health and Human Services Commission by the Legislature. In the event the agency is not continued, the funds appropriated for fiscal year 2000 or as much thereof as may be necessary are to be used to provide for the phase out of agency operations.
10. **Texas Demographic and Economic Data Survey.** It is the intent of the Legislature that the Health and Human Services Commission develop and administer a Texas Demographic and Economic Survey only in the event that the agency receives a foundation grant, federal grant or donated funds designated for that purpose.
11. **Texas Integrated Funding Initiative.** To continue efforts made related to the Texas Integrated Funding Initiative (TIFI) during the 1998-99 biennium, the following agencies shall each contribute from amounts appropriated elsewhere in this Act, \$30,000 in fiscal year 2000 and \$70,000 in fiscal year 2001 to the Health and Human Services Commission: Department of Mental Health and Mental Retardation, Department of Protective and Regulatory Services, Juvenile Probation Commission, Texas Education Agency, Commission on Drug and Alcohol Abuse, and Texas Youth Commission. Coordination and oversight of the TIFI shall be the responsibility of the Health and Human Services Commission. Funding in the first fiscal year shall be used to develop a statewide blueprint for the development of an interagency system of care which would specify best practices in finance, administration, governance and service delivery for integrated funding sites. Upon completion of the blueprint, up to six communities will be selected on a competitive basis to receive extensive training and technical assistance from the participating agencies.
12. **Recycling of Nursing Home Drugs.** The Health and Human Services Commission (HHSC), the Texas Department of Health (TDH), the Texas Department of Human Services (DHS) and the State Board of Pharmacy (SBP) shall collaborate in a study regarding recycling of nursing home drugs. Part of the study shall determine the feasibility, costs, and benefits of implementing the policy adopted by the American Medical Association (AMA) in the AMA Council on Scientific Affairs (CSA) Report 2-1-97, which is consistent with the policy of the American Society of Consulting Pharmacists. The study shall also identify each state and federal law, rule, and regulation which would require change to implement the AMA recommendations in Texas. HHSC shall serve as the lead agency, shall coordinate the participation of TDH, DHS, and SBP, and shall invite the participation of any other public or private entities HHSC believes would enhance the study. HHSC shall submit a report of its study to the Governor, the Lieutenant Governor, the House Speaker, the chair of each

**HEALTH AND HUMAN SERVICES COMMISSION**  
(Continued)

legislative committee with jurisdiction over long-term care or pharmaceuticals, and the Legislative Budget Board no later than September 1, 2000.

13. **Federal Funds.** The Health and Human Services Commission may use the powers granted under Section 531 of the Government Code pertaining to Federal Funds management, to attempt to remediate any budget shortfall at the Texas Department of Health which may result from the delay in further implementation of Medicaid managed care.
14. **Contingency Revenue Gain: Senate Bill 11.** Contingent upon enactment of Senate Bill 11, Seventy-sixth Legislature, Regular Session, or similar legislation, the Commissioner of Health and Human Services shall certify and provide documentation to the Comptroller of Public Accounts that \$2,600,000 in Medicaid provider fraud collections and deposits to the credit of the General Revenue Fund during the 2000-01 biennium are above those included in the Comptroller of Public Accounts' Biennial Revenue Estimate.
15. **TIERS Oversight.** It is the intent of the Legislature in funding the Texas Integrated Eligibility Redesign System (TIERS) initiative at the Texas Department of Human Services, that the Health and Human Services Commission shall continue in its project oversight role to assure that client eligibility systems among other health and human services agencies and the Workforce Commission, are appropriately accommodated in the design and implementation of TIERS.

## DEPARTMENT OF HUMAN SERVICES

For the Years Ending  
August 31,                      August 31,  
2000                                      2001

**A. Goal: LONG TERM CARE CONTINUUM**

To provide appropriate care based on individual needs ranging from in-home and community-based services for elderly people and people with disabilities who request assistance in maintaining their independence and increasing their quality of life, to institutional care for those who require that level of support, seeking to ensure health and safety and to maintain maximum independence for the client while providing the support required.

**Outcome (Results/Impact):**

Percent of Long-term Care Clients Served in Community Settings	63%	65%
Percent of Facilities Complying With Standards at Time of Inspection	61%	63%
Percent of Complaints and Referrals Resulting in Disciplinary Action: Nursing Facility Administrators	23%	23%

**A.1.1. Strategy: COMMUNITY CARE SERVICES**

**\$ 883,385,876    \$ 941,134,888**

Provide assistance with daily needs in homes and community settings which will enable elderly persons, persons with disabilities, and others who qualify for nursing facility care but can be served at home or in the community to maintain their independence and prevent institutionalization.

**Output (Volume):**

Average Number of Clients Served per Month: Medicaid Non-Waiver Community Care	76,011	81,007
Average Number of Clients Served per Month: Medicaid Community Based Alternatives (CBA) Waiver	23,900	26,575
Average Number of Clients Served per Month: Medicaid Related Conditions Waiver (CLASS)	1,249	1,449
Average Number of Clients Served per Month: Non-Medicaid Community Care	16,979	16,979

**Efficiencies:**

Average Monthly Cost per Client Served: Medicaid non-waiver Community Care	496.89	511.64
Average Monthly Cost per Client Served: Medicaid Community Based Alternatives (CBA) Waiver	1,043.87	1,062.12
Average Monthly Cost per Client Served: Medicaid Related Conditions Waiver (CLASS)	2,414.26	2,456.46
Average Monthly Cost per Client Served: Non-Medicaid Community Care	377.58	383.58

**A.1.2. Strategy: IN-HOME & FAMILY SUPPORT**

**\$ 6,500,000    \$ 6,500,000**

Provide cash subsidy and provide reimbursement for capital improvements, purchase of equipment, and other expenses to enable elderly persons and persons with disabilities to maintain their independence and prevent institutionalization.

**Output (Volume):**

Average Number of Clients Receiving In-Home/Family Support (IHFS) Cash Subsidy per Month	2,950	2,950
--	-------	-------

**DEPARTMENT OF HUMAN SERVICES**  
(Continued)

<b>A.1.3. Strategy: LTC ELIGIBILITY &amp; SERVICE PLANNING</b>	\$ 98,494,032	\$ 100,190,605
Provide timely and accurate eligibility determination for all individuals who apply and service planning and referral for all elderly persons and persons with disabilities who qualify for services.		
<b>Output (Volume):</b>		
Average Number of Persons Eligible per Month: Nursing Facilities	66,500	66,500
Average Number of Persons Eligible per Month: Community Care	115,753	120,272
Average Case Equivalents per LTC Medicaid Financial Eligibility Worker (Medical Assistance Only)	191	191
<b>Efficiencies:</b>		
Average Monthly Cost per Case: Nursing Facilities	18	18
Average Monthly Cost per Case: Community Care	37	37
<b>A.1.4. Strategy: NURSING FACILITY &amp; HOSPICE PAYMENTS</b>	\$ 1,669,330,855	\$ 1,543,273,464
Provide payments which will promote quality care for clients with medical problems that require nursing facility or hospice care.		
<b>Output (Volume):</b>		
Average Number of Persons Receiving Medicaid-funded Nursing Facility Services per Month	64,991	65,082
Average Number of Clients Receiving Co-paid Medicaid/Medicare Nursing Facility Services per Month	3,901	3,932
Average Number of Clients Receiving Hospice Services per Month	1,993	2,133
<b>Efficiencies:</b>		
Net Nursing Facility Cost per Medicaid Resident per Month	1,922.08	1,972
Net Payment per Client for Co-paid Medicaid/Medicare Nursing Facility Services per Month	1,324.28	1,355.9
Average Net Payment per Client per Month for Hospice	1,946.04	2,003.53
<b>A.1.5. Strategy: INTEGRATED SERVICE DELIVERY SYSTEMS</b>	\$ 210,324,034	\$ 212,997,970
Promote the development of integrated service delivery systems for aged and disabled clients.		
<b>Output (Volume):</b>		
Average Number of Aged and Medicare-eligible Recipients per Month: STAR+PLUS Managed Care	25,425	25,843
Average Number of Disabled and Blind Recipients per Month: STAR+PLUS Managed Care	21,911	22,187
Average Number of Recipients per Month: Program for All Inclusive Care (PACE)	320	320
<b>Efficiencies:</b>		
Average Monthly Cost per Aged and Medicare-eligible Recipient: STAR+PLUS Managed Care	151.3	153.96
Average Monthly Cost per Disabled and Blind Recipient: STAR+PLUS Managed Care	584.09	577.34
Average Monthly Cost per Recipient: Program for All Inclusive Care (PACE)	2,262.41	2,321.17
<b>A.2.1. Strategy: LONG-TERM CARE FACILITY REGULATION</b>	\$ 40,344,994	\$ 40,537,380
Provide licensing, certification and contract enrollment services to ensure that residential facilities comply with state and federal standards.		



**DEPARTMENT OF HUMAN SERVICES**

(Continued)

**Output (Volume):**

Average Number of Inspections Completed per Month	455	471
Average Number of Complaint and Incident Investigations Completed per Month	1,258	1,275
Total Dollar Amount Collected from Fines	891,374	937,272

**A.2.2. Strategy: LONG-TERM CARE**

**CREDENTIALING**

Provide credentialing, training and enforcement services to qualify individuals to provide services to nursing facility residents in compliance with applicable law and regulations.

\$ 1,039,709    \$ 1,053,190

**Output (Volume):**

Average Number of Licenses Issued or Renewed per Month: Nursing Facility Administrators	154	109
---	-----	-----

**Total, Goal A: LONG TERM CARE CONTINUUM**

\$ 2,909,419,500    \$ 2,845,687,497

**B. Goal: ENCOURAGE SELF-SUFFICIENCY**

To encourage self-sufficiency and long-term independence from public assistance by providing prompt, accurate, comprehensive, and effective support and preventive services to low-income families.

**Outcome (Results/Impact):**

Percent of Total Children in Poverty Receiving TANF	16%	15%
Unduplicated Number of TANF Adult Clients per Year Who Have Exhausted Their Time-Limited Benefits	3,245	3,782
Percent of Poverty Met by TANF-Basic, Food Stamps and Medicaid Benefits/Family of Three	75%	75%
Percent of TANF Cases Required to Sign the TANF Responsibility Agreement Who Are In Compliance With All Requirements in the Responsibility Agreement	80%	80%

**B.1.1. Strategy: TANF GRANTS (FORMERLY AFDC)**

Provide Temporary Assistance for Needy Families (TANF) Grants to eligible low-income persons in Texas.

\$ 275,903,163    \$ 263,531,016

**Output (Volume):**

Number of TANF-Basic Recipients per Month	318,998	285,558
Number of TANF-UP Recipients per Month	29,089	26,956
Average Number of TANF One-time Payments per Month	173	167
Number of Children Receiving Once-A-Year Grant	243,482	223,815
Number of Cases Referred for Services Annually	8,849	8,849

**Efficiencies:**

Average Monthly Grant--TANF-Basic	58.06	58
Average Monthly Grant--TANF-UP	53.96	54.45
Once-A-Year Grant per Child	60	60
Cost Per Case for Purchased Services	500	500

**B.1.2. Strategy: CSS ELIGIBILITY & ISSUANCE SERVICES**

Provide accurate and timely eligibility and issuance services for employment resources, financial assistance, medical benefits, and food stamps through the use of new technology, improved management practices, and implementation of sufficient staff levels.

\$ 391,661,068    \$ 335,403,472



**DEPARTMENT OF HUMAN SERVICES**

(Continued)

<b>D.1.4. Strategy:</b> REGIONAL ADMINISTRATION	\$ 11,286,569	\$ 11,264,681
<b>Total, Goal D:</b> INDIRECT ADMINISTRATION	\$ 96,890,821	\$ 98,976,618
<b>Grand Total, DEPARTMENT OF HUMAN SERVICES</b>	<u>\$ 3,858,316,255</u>	<u>\$ 3,737,152,626</u>

**Method of Financing:**

General Revenue Fund

General Revenue Fund	\$ 27,838,470	\$ 25,358,392
General Revenue Match for Medicaid	1,137,184,299	1,105,123,077
GR Match for Food Stamp Administration	55,369,028	103,886,131
GR MOE for Temporary Assistance for Needy Families (TANF)	131,349,810	131,399,077
Earned Federal Funds, estimated	<u>66,660,226</u>	<u>5,000,000</u>
<b>Subtotal, General Revenue Fund</b>	<u>\$ 1,418,401,833</u>	<u>\$ 1,370,766,677</u>

General Revenue Fund - Dedicated - Compensation to Victims of Crime Account No. 469	4,300,000	4,300,000
Federal Funds	2,400,952,866	2,336,342,930

Other Funds

Interagency Contracts	19,587,197	20,446,040
Appropriated Receipts	5,274,359	5,296,979
Bond Proceeds - Revenue Bonds	<u>9,800,000</u>	<u>U.B.</u>
<b>Subtotal, Other Funds</b>	<u>\$ 34,661,556</u>	<u>\$ 25,743,019</u>

<b>Total, Method of Financing</b>	<u>\$ 3,858,316,255</u>	<u>\$ 3,737,152,626</u>
-----------------------------------	-------------------------	-------------------------

<b>Number of Full-time Equivalent Positions (FTE)-State and Federal Funds</b>	14,335.0	14,335.0
---	----------	----------

<b>Number of Full-time Equivalent Positions (FTE)-Local and Federal Funds</b>	697.0	697.0
---	-------	-------

<b>Schedule of Exempt Positions</b>		
Commissioner, Group 6	\$150,000	\$150,000

- Capital Budget.** None of the funds appropriated above may be expended for capital budget items except as listed below. The amounts shown below shall be expended only for the purposes shown and are not available for expenditure for other purposes. Amounts appropriated above and identified in this provision as appropriations either for "Lease Payments to the Master Lease Purchase Program" or for items with an "(MLPP)" notation shall be expended only for the purpose of making lease-purchase payments to the Texas Public Finance Authority pursuant to the provisions of V.T.C.S., Art. 601d, Sec. 9A.

**DEPARTMENT OF HUMAN SERVICES**  
(Continued)

	2000	2001
<b>a. Acquisition of Information Resource Technologies</b>		
(1) Long Term Care Regulatory Systems: Support Re-engineered Process	\$ 1,134,384	\$ 376,325
(2) Long Term Care Regulatory Systems: Quality of Care Index Project	205,000	475,000
(3) CASE Laptops	500,000	0
(4) Telephone Systems Upgrade and Replacements	102,850	102,850
(5) Desktop Workstation Replacements	2,500,000	2,500,000
(6) Hardware and Software for Network Firewalls	40,000	40,000
(7) Automated Test Tool Software	50,000	50,000
(8) Hardware for Client/Server Operating Environment	365,625	357,800
(9) Software for Client/Server Operating Environment	239,333	173,000
(10) Back-up Power Supply	40,000	0
(11) Electronic Benefits Transfer (EBT): Systems Development and Purchase	1,050,000	U.B.
(12) Texas Integrated Eligibility Redesign Systems (TIERS)	12,000,000	32,000,000
(13) Texas Integrated Eligibility Redesign Systems (TIERS): Bond Purchases	<u>\$ 9,800,000</u>	<u>\$ U.B.</u>
<b>Total, Acquisition of Information Resource Technologies</b>	<u>\$ 28,027,192</u>	<u>\$ 36,074,975</u>
<b>b. Acquisition of Capital Equipment and Items</b>		
(1) Lease Payments to the Master Lease Purchase Program (1992/1993 and 1994/ 1995)	906,543	114,673
(2) Lease Payments to the Master Lease Purchase Program (2000/2001): EBT	0	2,500,000
(3) Lease Payments to the Master Lease Purchase Program (2000/2001): TIERS	0	1,000,000
(4) Debt Service for Revenue Bonds: TIERS	125,000	250,000
(5) Consolidated Health and Human Services Print Shop Equipment	<u>\$ 1,370,000</u>	<u>\$ 820,000</u>
<b>Total, Acquisition of Capital Equipment and Items</b>	<u>\$ 2,401,543</u>	<u>\$ 4,684,673</u>
<b>Total, Capital Budget</b>	<u>\$ 30,428,735</u>	<u>\$ 40,759,648</u>

**Method of Financing (Capital Budget):**

<u>General Revenue Fund</u>		
General Revenue Fund	\$ 2,778,479	\$ 3,002,065
General Revenue Match for Medicaid	2,943,952	4,639,782
GR Match for Food Stamp Administration	3,522,863	9,497,223
Earned Federal Funds	<u>669,071</u>	<u>1,544,123</u>
<b>Subtotal, General Revenue Fund</b>	<u>\$ 9,914,365</u>	<u>\$ 18,683,193</u>

## DEPARTMENT OF HUMAN SERVICES

(Continued)

Federal Funds	10,253,982	21,571,879
<u>Other Funds</u>		
Interagency Contracts	460,388	504,576
Bond Proceeds - Revenue Bonds	<u>9,800,000</u>	<u>U.B.</u>
Subtotal, Other Funds	<u>\$ 10,260,388</u>	<u>\$ 504,576</u>
Total, Method of Financing	<u>\$ 30,428,735</u>	<u>\$ 40,759,648</u>

2. **Medical Assistance Payments.** General revenue funds appropriated herein above for all Medicaid services shall be payable in equal monthly installments on the first day of each calendar month; provided, however, that any balances on hand in such funds may be carried over from month to month during each fiscal year and from fiscal year 2000 to fiscal year 2001, and such funds are reappropriated to the department for the 2000-01 biennium.
  
3. **Federal Funds Appropriated.** The appropriations herein made may be used to match federal funds granted to the state for the payment of personal services, travel and other necessary expenses in connection with the administration and operation of a state program of public welfare services. The Department of Human Services is hereby authorized to receive and disburse in accordance with plans acceptable to the responsible federal agency, all federal moneys that are made available (including grants, allotments, and reimbursements) to the state and retain their character as federal funds for such purposes and all fees authorized by federal law, and to receive, administer, and disburse federal funds for federal programs in accordance with plans agreed upon by the Department of Human Services and the responsible federal agency, and such other activities as come under the authority of the Department of Human Services, and such moneys are appropriated to the specific purpose or purposes for which they are granted or otherwise made available. Earned federal funds are not considered to be federal funds for the purpose of this section.
  
4. **Federal, State and Local Funds Appropriated.** The Department of Human Services is hereby authorized to accept all moneys appropriated by the federal or state governments, or by the Commissioners' Court of any county, or by any political subdivisions, as provided by Section 11.003 of the Human Resources Code, as amended, for any purpose including but not limited to the cost of distributing foods to needy people, institutions, school lunch programs, or otherwise as provided by the laws of the United States and the rules and regulations issued pursuant thereto for the distribution of commodities as they now read or as they may be hereafter amended, and to deposit said moneys in the State Treasury. All of said funds are hereby appropriated to the Department of Human Services for the purposes for which they were granted.
  
5. **Reappropriation of Federal and Local Funds.** All funds received by the department from counties, cities, federal agencies and from any other local source and all balances from such sources as of August 31, 1999, are hereby appropriated for the biennium ending August 31, 2001, for the purpose of carrying out the provisions of this Act.
  
6. **Food Stamp Program Funds Appropriated.** The Department of Human Services is hereby designated as the state agency to establish and operate a statewide Food Stamp Program and to accept all moneys appropriated for this purpose by the federal or state governments, by the Commissioners' Court of any county, by any political subdivisions of the state, or received from any other source as provided for herein and in Chapter 33, Human Resources Code. The Department of Human Services is authorized to expend such funds for welfare purposes, including the cost of distributing foods to needy people, institutions, school lunch programs, or otherwise as provided by the laws of the United States and the rules and regulations issued pursuant thereto, for the establishment and operation of a statewide Food Stamp Program, and for the employment of essential personnel who shall be employed under a merit system basis

**DEPARTMENT OF HUMAN SERVICES**  
(Continued)

comparable to the merit principles or standards applicable to all other personnel of the department.

**7. Nursing Home Program Provisions.**

- a. **Nursing Home Income Eligibility Cap.** It is the intent of the Legislature that the income eligibility cap for nursing home care shall be maintained at the federal maximum level of 300 percent of Supplemental Security Income (SSI). Further, it is the intent of the Legislature that any cost-of-living increase in social security or other benefits sponsored by the federal government or that any increase in other pension plans should not result in the termination of Title XIX benefits for persons already eligible for services. The Department of Human Services is hereby authorized to expend general revenue funds to the extent necessary to insure the continuation of benefits to persons eligible.
  - b. **Limitation on Per Day Cost of Alternate Care.** No funds shall be expended by the Department of Human Services for alternate care where the cost per patient per day exceeds the average Medicaid Nursing Facility rate or the patient's nursing facility rate, whichever is greater, except for cases individually exempted by the Board of Human Services.
  - c. **Establishment of a Swing-bed Program.** Out of the funds appropriated above for nursing home vendor payments, the department shall maintain a "swing-bed" program, in accordance with federal regulations, to provide reimbursement for skilled nursing patients who are served in hospital settings in counties with a population of 100,000 or less. If the swing beds are used for more than one 30-day length of stay per year per patient, the hospital must comply with the regulations and standards required for nursing home facilities.
  - d. **Nursing Home Bed Capacity Planning.** It is the intent of the Legislature that the department shall establish by rule procedures for controlling the number of Medicaid beds and for the decertification of unused Medicaid beds and for reallocating some or all of the decertified Medicaid beds. The procedures shall take into account a facility's occupancy rate.
  - e. **Nursing Facility Competition.** It is the intent of the Legislature that the department encourage competition among contracted nursing facilities.
- 8. Appropriation of Receipts: Civil Monetary Damages and Penalties.** Out of funds collected by the department as civil monetary damages and penalties under Human Resources Code Section 32.039, there are appropriated to the department amounts equal to the costs of the investigation and collection proceedings conducted under that section, and any amounts collected as reimbursement for claims paid by the department.
- 9. Salaries of Probationary Employees.** It is provided that funds herein appropriated may be expended at rates established by the Department of Human Services for the salaries of employees who are newly hired, transferred or promoted into bona fide administrative or professional jobs and who are participating in a formalized training program in conjunction with their period of probationary service. At the successful conclusion of the probationary period these employees will be moved into regular classified positions.
- 10. Appropriations Limited to Revenue Collections.** It is the intent of the Legislature that fees, fines, and other miscellaneous revenues as authorized and generated by the agency cover, at a minimum, the cost of the appropriations made above for the Nursing Facility Administrator program in Strategy A.2.2., Long Term Care Credentialing as well as the "other direct and indirect costs" associated with this program, appropriated elsewhere in this Act. Direct costs for the Nursing Facility Administrator program are estimated to be \$280,943 for fiscal year 2000 and \$280,943 for fiscal year 2001. "Other direct and indirect costs" for the Nursing Facility

**DEPARTMENT OF HUMAN SERVICES**  
(Continued)

Administrator program are estimated to be \$94,636 for fiscal year 2000 and \$95,894 for fiscal year 2001. In the event that actual and/or projected revenue collections are insufficient to offset the costs identified by this provision, the Legislative Budget Board may direct that the Comptroller of Public Accounts reduce the appropriation authority provided above to be within the amount of revenue expected to be available.

11. **Accounting of Support Costs.** The State Comptroller shall establish separate accounts from which certain support costs shall be paid. The Department of Human Services is hereby authorized to make transfers into these separate accounts from line item strategies in order to pay for these expenses in an efficient and effective manner. Only costs not directly attributable to a single program may be budgeted in or paid from these accounts. Items to be budgeted in and paid from these accounts include, but are not limited to: postage, occupancy costs, equipment repair, telephones, office printing costs, supplies, freight and transport costs, telephone system costs, and salary and travel costs of staff whose function supports several programs. The department shall be responsible for monthly allocations of these costs to the original strategies.
12. **Fund Transfers for Funds Consolidation.** For the purpose of funds consolidation, federal and other funds may be transferred into the General Revenue Fund from the Department of Human Services Fund 117. The initial deposit of federal funds shall be made into Fund 117 and no direct expenditures shall be made from this fund.
13. **Pediatric Care in Nursing Facilities.** In determining the appropriate placement for children who currently receive care in nursing facilities, the department shall, within the requirements of federal law, consider the requests of parents concerning either a continued stay in a nursing facility providing skilled pediatric care or an alternate placement.
14. **Limitation: Transfer Authority.** Notwithstanding any other provision of this Act, none of the funds appropriated by this Act to the Department of Human Services for
  - a. A.1.1. Community Care Services;
  - b. A.1.3. LTC Eligibility & Service Planning;
  - c. A.1.4. Nursing Facility & Hospice Payments;
  - d. A.1.5. Integrated Service Delivery Systems;
  - e. A.2.1. Long-Term Care Facility Regulation; and
  - f. B.1.2. CSS Eligibility & Issuance Services

may be transferred to any other item of appropriation or expended for any purpose other than the specific purpose for which the funds are appropriated, however, transfers may be made between Medicaid Strategies in accordance with other provisions in this Act.

15. **Additional Funding Sources, Medicaid.** Notwithstanding any other provisions of this Act, if the appropriations provided for
  - a. A.1.1. Community Care Services;
  - b. A.1.3. LTC Eligibility & Service Planning;
  - c. A.1.4. Nursing Facility & Hospice Payments;
  - d. A.1.5. Integrated Service Delivery Systems;
  - e. A.2.1. Long-Term Care Facility Regulation; and
  - f. B.1.2. CSS Eligibility & Issuance Services

are not sufficient to provide for expenditures mandated by either state or federal law, after accounting for any appropriations made to the department and available for transfer to these programs, the Legislative Budget Board and the Office of the Governor may provide for and are hereby authorized to direct the transfer of sufficient amounts of funds to the department from appropriations made elsewhere in this Act.

**DEPARTMENT OF HUMAN SERVICES**  
(Continued)

**16. Medicaid and Other Program Reporting Requirements.**

- a. None of the funds appropriated by this Act to the Department of Human Services may be expended or distributed by the department unless:

- (1) the department submits to the Legislative Budget Board and the Office of the Governor a copy of each report or petition submitted to the federal government relating to Medicaid and other programs. This shall include, but is not limited to:
- i. expenditure data;
  - ii. caseload data;
  - iii. revenue generation;
  - iv. cost allocation revisions;
  - v. state plan amendments; and
  - vi. state plan waivers, including, but not limited to, applications for new waivers or changes to existing waiver services, costs, or authorized number of clients.

Such reports shall be submitted to the Legislative Budget Board and the Office of the Governor no later than the date the respective report is submitted to the federal government, and

- (2) the Department submits to the Legislative Budget Board and the Office of the Governor at the close of each month a report detailing Medicaid and other program caseload figures and related expenditure amounts for the preceding 36 months, and projecting the anticipated Medicaid and other program caseloads, related expenditure amounts, and full-time equivalent requirements for the 36 month period beginning with the first month after the report is due. The report shall be prepared in a format specified by the Legislative Budget Board.
- b. Each report submitted to the Legislative Budget Board and the Office of the Governor pursuant to this provision must be accompanied by supporting documentation detailing the sources and methodologies utilized to develop any caseload or cost projections contained in each respective report and any other supporting material as specified by the Legislative Budget Board and the Office of the Governor.
- c. Each report submitted pursuant to this provision must contain a certification by the person submitting the report that the information provided is true and correct based upon information and belief together with supporting documentation.
- d. The Comptroller of Public Accounts shall not allow the expenditure of funds appropriated by this Act to the Department of Human Services if the Legislative Budget Board and the Office of the Governor certify to the Comptroller of Public Accounts that the Department of Human Services is not in compliance with this provision.

17. **Reduction in Error Rates.** The Department for Human Services shall set progressive goals for improving error rates for eligibility determination of Food Stamp benefits, with a specific schedule for meeting those goals. The department shall submit a semi-annual status report beginning September 1, 1999 to the Governor's Office and the Legislative Budget Board. The status report shall identify the progress made towards achieving those goals.

**18. Earned Federal Funds.**

- a. The Department of Human Services shall submit a monthly report to the Legislative Budget Board and the Governor which details revenues, expenditures, and balances for earned federal funds as of the last day of the prior month. The report shall be prepared in a format approved by the Legislative Budget Board.



**DEPARTMENT OF HUMAN SERVICES**  
(Continued)

- b. The authority to receive and expend earned federal funds generated in the 2000-01 biennium in excess of those appropriated above is subject to the following limitations:
- (1) At least 14 days prior to any expenditure of earned federal funds in excess of those appropriated, the department shall report the earned federal funds received and provide documentation of the proposed use of these funds to the Legislative Budget Board, Governor's Office of Budget and Planning, and Health and Human Services Commission. At least 14 days prior to any meeting of the Board of Human Services to budget any use of earned federal funds above levels indicated in the appropriation above or to consider any program expansion, the department shall report the earned federal funds received and provide documentation of the proposed use of these funds to the Legislative Budget Board, Governor's Office of Budget and Planning, and Health and Human Services Commission.
  - (2) Notifications shall include information regarding the need which will be served with the additional revenue. In the event program expansions are under consideration, information shall be forwarded regarding the population to be served; criteria for eligibility; and impact upon existing programs.
  - (3) The report shall include the information detailed in "2" and identify the impact on established performance targets, measures, and full-time equivalent positions. The method of financing item, Earned Federal Funds, for appropriations made above includes unexpended and unobligated balances of earned federal funds remaining as of August 31, 1999 and receipts earned in fiscal years 2000 and 2001.
19. **Leases.** No funds under this Act may be expended for building space leased for the Department of Human Services which is totally vacated by the Department of Human Services.
20. **Child Support Supplemental Payments.** Out of the funds appropriated above in Item B.1.1., TANF Grants, and child support collections from the Child Support Trust Fund, the Department shall make supplemental payments to families receiving welfare who would be eligible to receive child support "pass through" and "first excess" payments under the Social Security Act Title IV-D child support distribution requirements prior to passage of the Personal Responsibility and Work Opportunity Reconciliation Act of 1996. These payments shall equal the amount of the "pass through" and "first excess" payment the family would have received under prior law. Child support collections shall comprise a portion of each total payment. The portion of the total payment funded with child support collections shall equal the state share of the Federal Medical Assistance Percentage (FMAP) for the fiscal year. If child support "pass through" or "first excess" payment distribution requirements are modified by federal law after enactment of this provision, the Department, in cooperation with the Office of the Attorney General, shall adjust the supplemental payments as necessary to be consistent with federal law and to not exceed the total the family would have received prior to welfare reform. The Department shall report any change to child support supplemental payments to the Governor and Legislative Budget Board.
21. **Temporary Emergency Assistance for Families At-Risk of Welfare Dependency.** Out of funds appropriated above in Strategy B.1.1., TANF Grants, the department shall provide a one-time emergency assistance payment to applicants for Temporary Assistance for Needy Families (TANF) who are likely to be employed within a short period of time, without referral to the Choices program.
22. **Assistance Registration and Eligibility Determination.** To the extent possible it is the intent of the Legislature that if the Texas Workforce Commission and/or the Department of Human Services require applicants for Temporary Assistance for Needy Families (TANF) assistance to register with the commission before the Department of Human Services can determine their eligibility for benefits, then the registration/orientation for TANF applicants shall be provided

## DEPARTMENT OF HUMAN SERVICES

(Continued)

at the Department of Human Services offices where the eligibility determination of TANF recipients occurs.

23. **Revolving Account for the Consolidated Health and Human Services Print Shop.** It is the intent of the Legislature that the Department of Human Services establish and maintain the "Revolving Account for the Consolidated Health and Human Services Print Shop" to account for the expenditures, revenues, and balances of managing a full-cost recovery Consolidated Print Shop. The expenditures, revenues, and balances for this operation shall be maintained separately by the Department of Human Services within its accounting system. Any unobligated balances as of August 31, 2000, are reappropriated for the same use during fiscal year 2001. For the purpose of meeting cash flow needs, the Department of Human Services may temporarily transfer funds from Strategy D.1.3., Other Support Services, to the revolving account. Transfers must be returned by the end of the fiscal year.
24. **Appropriation Transfer Between Fiscal Years.** In addition to the transfer authority provided elsewhere in this Act, the Department of Human Services may transfer appropriations made for fiscal year 2001 to fiscal year 2000, subject to the following conditions provided by this section:
  - a. Transfers under this section may be made only:
    - (1) If costs associated with providing Long Term Care Medicaid services exceed the funds appropriated for these services for fiscal year 2000, or
    - (2) for any other emergency expenditure requirements, including expenditures necessitated by public calamity.
  - b. Transfers may not exceed \$50,000,000 in general revenue.
  - c. A transfer authorized by this section must receive the prior approval of the Governor and the Legislative Budget Board.
  - d. The Comptroller of Public Accounts shall cooperate as necessary to assist the completion of a transfer and spending made under this section.
25. **Enhanced Federal Funding for Administration of the Food Stamp Program.** Enhanced federal funding is defined as funding from the federal government which exceeds the normal federal contribution toward administrative costs. The authority to expend enhanced federal funding for administrative costs paid in a prior fiscal year is subject to the following conditions:
  - a. Within 30 days of receiving notice of the state's eligibility for enhanced federal funding, as a result of exceeding national accuracy standards for determining client eligibility and benefit levels, the Department of Human Services shall notify the Legislative Budget Board and the Governor;
  - b. At least 14 days prior to any meeting of the Board of Human Services to budget the enhanced federal funds, the Department of Human Services shall provide documentation of the proposed use of these funds to the Legislative Budget Board, the Governor, and Health and Human Services Commission. The report shall identify the impact on established performance targets, measures, and full-time equivalent positions, and shall be prepared in a format specified by the Legislative Budget Board.
  - c. In the event that the state receives enhanced federal funds, a portion of these funds, not to exceed \$2 million, shall be used by the Department of Human Services for the development and operation of a nutrition education and outreach program, or for activities that otherwise improve low-income consumers' access to basic nutrition and healthy foods, and a portion

**DEPARTMENT OF HUMAN SERVICES**  
(Continued)

of these funds, not to exceed \$2 million, shall be used by the Department of Human Services to provide bonuses to position classifications whose efforts directly contributed to meeting these performance standards.

- d. Before an employee can be eligible for a bonus, the employee must have been employed in the program for the related twelve months, remains employed in the program, and whose performance meets expectations.
  - e. Bonuses given to employees will not affect their eligibility for a merit salary increase or a promotion.
26. **Reimbursement of Advisory Committees.** Pursuant to V.T.C.A., Government Code, Section 2110.004, reimbursement of expenses for advisory committee members, out of funds appropriated above, is limited to the following advisory committees:
- a. Nursing Facility Administrators Advisory Committee
  - b. Aged and Disabled Advisory Committee
  - c. Client Self-support Services Advisory Committee
  - d. Personal Care Facility Advisory Committee
27. **Temporary Assistance for Needy Families (TANF) Maintenance of Effort.** It is the intent of the Legislature that all general revenue appropriated above for TANF maintenance of effort shall be expended within the appropriate fiscal year for that purpose in order to secure the TANF federal block grant for the state. Out of funds appropriated above in Strategy B.1.1., TANF Grants, \$131,349,810 in general revenue is appropriated for TANF maintenance of effort for fiscal year 2000, and \$131,399,077 in general revenue is appropriated for TANF maintenance of effort for fiscal year 2001. None of the general revenue appropriated for TANF maintenance of effort in Strategy B.1.1., TANF Grants, may be transferred to any other item of appropriation or expended for any purpose other than the specific purpose for which the funds are appropriated. However, general revenue appropriated for TANF maintenance of effort may be transferred to Strategy B.1.2., Client Self Support Eligibility, subject to the following limitations:
- a. Declines in TANF caseloads prevent the Department of Human Services from expending all general revenue appropriated for TANF maintenance of effort in Strategy B.1.1., TANF Grants, within the appropriate fiscal year;
  - b. The amount of general revenue transferred from Strategy B.1.1., TANF Grants, shall be expended within Strategy B.1.2., Client Self Support Eligibility, for TANF program operating costs (object of expense 2000), within the appropriate fiscal year; and
  - c. At least 14 days prior to transferring general revenue funds from Strategy B.1.1., TANF Grants, to Strategy B.1.2., Client Self Support Eligibility, the Department of Human Services shall notify the Legislative Budget Board and the Governor.
28. **Transfer Authority and Limitation on Appropriations: TANF Maintenance of Effort.** Contingent upon the projected achievement of federal work participation rates in each year of the biennium, based on caseload and participation rate data reported by the Department of Human Services and the Texas Workforce Commission to the Legislative Budget Board and the Governor, the Department shall transfer to the Texas Workforce Commission out of General Revenue appropriated above in Strategy B.1.1., as maintenance of effort for Temporary Assistance for Needy Families (TANF) up to \$19,599,299 for the 2000-01 biennium. Any additional General Revenue appropriated as TANF maintenance of effort in Strategy B.1.1. beyond that required by federal law shall be expended only upon prior written approval of the Legislative Budget Board and the Governor.

**DEPARTMENT OF HUMAN SERVICES**  
(Continued)

29. **Sunset Contingency.** Funds appropriated above for fiscal year 2001 for the Department of Human Services are made contingent on the continuation of the Department of Human Services by the Legislature. In the event that the agency is not continued, the funds appropriated for fiscal year 2000 or as much thereof as may be necessary are to be used to provide for the phase out of agency operations.
30. **Community Alzheimer's Resources and Education (CARE) Program.** Out of amounts appropriated above to Strategy A.1.3., LTC Eligibility & Service Planning, the Department of Human Services is allocated \$842,628 in fiscal year 2000 and \$1,613,185 in fiscal year 2001 to expand the CARE program to four additional sites. The department shall also encourage positive program outcomes, identify and address gaps in service, and improve service delivery. Not later than January 15, 2001, the department shall submit to the Legislature and the Governor a report which identifies progress made toward achieving these goals, identifies actual and planned pilot locations, and assesses the effectiveness of the CARE program in improving understanding of Alzheimer's disease and treatment.
31. **Earned Income Disregard.** Out of amounts appropriated above to Strategy B.1.1., TANF Grants, the Department of Human Services is allocated \$8,098,869 in fiscal year 2000 and \$9,603,538 in fiscal year 2001 to increase the earned income disregard for working TANF families. When determining eligibility and benefits, the department shall exclude \$120 of earnings and 90 percent of the remaining earnings for each of the first four months of employment by a recipient. After the first four months of employment, the department shall exclude \$120 of a recipient's earnings each month.
32. **Survey of Nursing Facility Residents.** Out of funds appropriated above in Strategy A.1.4., Nursing Facility & Hospice Payments, the Department of Human Services is allocated
  - a. \$360,000 in all funds, of which \$180,000 is general revenue, in fiscal year 2000 to conduct a survey of nursing facility residents. The survey shall assess how satisfied residents are with their quality of care and quality of life. Not later than January 15, 2001, the department shall submit a written report on the survey to the Legislature, Governor, and Health and Human Services Commissioner;
  - b. Up to \$300,000 in all funds, of which \$150,000 is general revenue to continue the Quality Improvement pilot begun under the provision of House Bill No. 1, Seventy-fifth Legislature, Regular Session, Article II, Department of Human Services, Item 26, p. II-54. It is further the intent of the Legislature that expenditures of these funds be matched on a dollar for dollar basis by nursing home providers, to continue this Quality Improvement pilot project. If matching funds from nursing home providers are not received, the Department of Human Services shall expend no funds on the continuation of the pilot project; and
  - c. Up to \$1,000,000 in all funds, of which \$500,000 is general revenue, to perform on-site case reviews of nursing home resident care in specific quality areas. Using measurement tools developed in the Quality Improvement pilot described in (b) above, these reviews will identify preventable occurrences of adverse outcomes. The result of these reviews will be included in the report to the Legislature, Governor and Health and Human Services Commissioner described in (a) above.
33. **TANF Grants.** It is the intent of the Legislature that the department adjust the TANF grant amount each year to ensure that the maximum monthly grant for a family of three is at least 17 percent of the federal poverty level. Out of funds appropriated above in Strategy B.1.1., TANF Grants, the department is allocated \$18,000,000 in fiscal year 2000 and \$16,000,000 in fiscal year 2001 to increase the maximum TANF grant for a family of three to at least 17 percent of the federal poverty level. Out of funds appropriated above in Strategy B.1.1., TANF Grants, the

**DEPARTMENT OF HUMAN SERVICES**  
(Continued)

department is allocated \$14,000,000 in fiscal year 2000 and \$13,600,000 in fiscal year 2001 to provide a one-time per year grant of \$60 for each TANF child on August 1 of each year.

34. **Contingency Appropriation: Electronic Benefits Transfer (EBT) Program.** Funds appropriated above in Strategy B.1.2., CSS Eligibility & Issuance Services, include \$1,918,012 in General Revenue, \$1,032,226 in Earned Federal Funds, and \$3,142,125 in Federal Funds for fiscal year 2000 for continuation of the Electronic Benefits Transfer (EBT) program, contingent upon the approval of an action plan by the Legislative Budget Board and the Governor. The Department of Human Services shall submit the action plan by September 15, 1999. The plan must include an explanation of alternatives considered and justification of how the funds will be spent. Provided an action plan is approved, any unexpended balances out of funding identified above for the continuation of the EBT program for the year ending August 31, 2000, may be carried forward into fiscal year 2001, and such balances are hereby appropriated for the same purpose.
35. **Finance Authority: Electronic Benefits Transfer (EBT) Program.** The Department of Human Services is hereby authorized to use the most cost-effective type of financing for purchases related to continuing the Electronic Benefits Transfer (EBT) program. Finance authority not utilized in fiscal year 2000 may be carried forward into fiscal year 2001.

The Texas Public Finance Authority may issue revenue bonds or other revenue obligations to finance the design, development, acquisition and implementation of automated data processing systems to support the continuation of the Electronic Benefits Transfer (EBT) program, at an estimated cost of \$6,092,363 for the biennium. As provided by Article 601d, Vernon's Texas Civil Statutes, in recognition that the costs are not final at the time that the project is authorized for financing and that bonds may be issued to fund associated costs, including reasonably required reserved funds, capitalized interest, administrative costs of the authority and issuing expenses, the principle amount of any issuance of bonds for this purpose may be in an amount not to exceed one and one-half the amount the expected cost for the project being financed. From the proceeds of the issuance and sale of such bonds or obligations, such amounts as may be necessary to fund the associated costs are hereby appropriated to the Texas Public Finance Authority for the fiscal year beginning September 1, 1999. From any funds appropriated to the Department of Human Services, an amount not to exceed \$2,400,000 for the biennium in all funds is appropriated and may be used for paying debt service on the obligations issued by the Texas Public Finance Authority on behalf of the department for the above mentioned project.

From the remaining proceeds of the issuance and sale of such bonds, and subject to approval by the Legislative Budget Board and the Governor, such amounts as may be necessary to fund any costs relating to the design, development, acquisition and implementation of automated data processing systems to support the continuation of the Electronic Benefits Transfer (EBT) program are hereby appropriated to the Department of Human Services for the fiscal biennium beginning September 1, 1999. The capital project authorized in this section is not subject to the limitations on capital budget expenditures included elsewhere in this Act.

36. **Appropriation: Texas Integrated Eligibility Redesign Systems (TIERS) Financing.** Out of funds appropriated above in fiscal year 2000 in Strategy B.1.2., CSS Eligibility & Issuance Services, the Department of Human Services is allocated (for the biennium) \$19,300,000 in general revenue, \$25,700,000 in federal funds, and \$9,800,000 in revenue bond proceeds, totaling \$54,800,000 in all funds, contingent upon approval by the Legislative Budget Board and the Governor of a plan for integration of services authorized by HB 2777, Seventy-fifth Legislature, Regular Session. The plan shall include dates, milestones, and costs of the project period. The Department shall make quarterly reports to the Legislative Budget Board and the Governor on these items as well as quarterly budgeted amounts, actual expenditures, and the status of contracted services, as well as any other information requested. All contracts relating to this project shall include performance measures.

**DEPARTMENT OF HUMAN SERVICES**  
(Continued)

To fund the plan, the Department may seek funding from the most cost-effective type of financing, including but not limited to cash acquisition, commercial financing, and financing provided by the Texas Public Finance Authority. Following approval of the plan by the Legislative Budget Board and the Governor, the Texas Public Finance Authority may issue revenue bonds or other debt obligations to finance the design, development, acquisition, and implementation of automated data processing systems to support the plan at an estimated project cost of \$10,000,000. As provided by Article 601d, Vernon's Texas Civil Statutes, in recognition that cost estimates are not final at the time that the project is authorized for financing and that bonds may be issued to fund associated costs, including reasonably required reserve funds, capitalized interest, administrative costs of the authority and debt issuing expenses, the principal amount of any issuance of debt for this purpose may be in an amount not to exceed one and one-half the amount of the expected cost for the project being financed. From the proceeds of the issuance and sale of such bonds or debt obligations, such amounts as may be necessary to fund the associated costs of issuances are hereby appropriated to the Texas Public Finance Authority for the fiscal biennium beginning September 1, 1999. From any funds transferred to the Department of Human Services for the purpose of implementing the plan approved under HB 2777, Seventy-fifth Legislature, Regular Session, and from any funds appropriated to the Department of Human Services, an amount not to exceed \$1,500,000 (amounts needed for debt service) for the biennium in all funds may be transferred to the Texas Public Finance Authority for lease payments to the Texas Public Finance Authority to pay debt service on the obligations issued by the Texas Public Finance Authority on behalf of the department for the above-mentioned project.

37. **Contingency Appropriation: Community Care Services Rate Increase.** Out of the amounts appropriated above, the Texas Department of Human Services is appropriated \$10,400,000 in general revenue funds and \$16,577,951 in federal funds for fiscal year 2000 for reimbursement increases for community care. Contingent upon certification by the Health and Human Services Commissioner of the adoption of agency rules that incentivize increased wages and benefits for community care attendants, the amounts of \$10,400,000 in general revenue funds and \$16,515,114 in federal funds appropriated above may be expended for fiscal year 2001 for reimbursement increases for community care. The Commissioner shall make the certification to the Governor and the Legislative Budget Board by July 1, 2000, and the certification must be accompanied by supporting documentation detailing how the agency will ensure that providers will comply with the new wage rules, as well as any other supporting materials specified by the Governor or the Legislative Budget Board. These funds are appropriated for the purpose of improving the quality of care for community care clients.
38. **Contingency Appropriation: Nursing Facility Staffing and Quality of Care.** Out of the amounts appropriated above, the Texas Department of Human Services is appropriated \$15,800,000 in general revenue funds and \$25,185,733 in federal funds for fiscal year 2000 for reimbursement increases for nursing homes and hospice care. Contingent upon certification by the Health and Human Services Commissioner of the adoption of agency rules that incentivize increased direct care staffing and direct care wages and benefits in nursing homes, the amounts of \$15,800,000 in general revenue funds and \$25,090,269 in federal funds appropriated above may be expended for fiscal year 2001 for reimbursement increases for nursing homes and hospice. The Commissioner shall make the certification to the Governor and the Legislative Budget Board by July 1, 2000, and the certification must be accompanied by supporting documentation detailing how the agency will ensure that providers will comply with the new staffing reimbursement rules, as well as any other supporting materials specified by the Governor or the Legislative Budget Board. These funds are appropriated for the purpose of improving the quality of care for community care for nursing home and hospice clients.
39. **Payment for Nursing Facility Services Incurred in August 2001.** The Department of Human Services is authorized to make payments for nursing facility services incurred in August 2001 which exceed appropriated amounts from fiscal year 2002 appropriations.

**DEPARTMENT OF HUMAN SERVICES**  
(Continued)

40. **Travel for Monitoring and Fraud Investigations.** The limitation on travel expenditures in Article IX of this Act does not apply to the Department of Human Services in instances of travel expenditures directly associated with long-term care monitoring and auditing visits conducted pursuant to state and federal statutes. The Department of Human Services shall annually notify the Comptroller, the Legislative Budget Board, and the Governor's Office of Budget and Planning of travel expenditures exempted under this section.
41. **Full-time Equivalent Positions (FTE)–Local and Federal Funds.** Only local funds (appropriated receipts) and federal funds may be used to pay salaries, benefits or related costs for the Number of Full-time Equivalent Positions (FTE)–Local and Federal Funds, identified above. The following are included within this cap: 479 hospital-based worker FTE positions in Strategy B.1.2., CSS Eligibility and Issuance Services, 93 FTE positions in Strategy B.1.3., Nutrition Assistance, 25 FTE positions in Strategy B.1.4., Refugee Assistance, and 100 FTE positions for CHIP, Phase II (or Medicaid Spillover) in Strategy B.1.2., CSS Eligibility and Issuance Services. The Department of Human Services may utilize the FTE authority contained in the Number of Full-time Equivalent Positions (FTE)–Local and Federal Funds only to the extent that local and federal funds are readily available. Under no circumstances may unfilled FTE positions from the Number of Full-time Equivalent Positions (FTE)–Local and Federal Funds be transferred to the Number of Full-time Equivalent Positions (FTE)–State and Federal Funds.
42. **Contingency for Senate Bill 109.** Contingent on enactment of Senate Bill 109, or similar legislation relating to the reimbursement of travel expenses for a public member of the Long-term Care Legislative Oversight Committee, by the Seventy-sixth Legislature, Regular Session, the Department of Human Services is authorized to reimburse a public member of the Long-term Care Legislative Oversight Committee for official travel expenses out of funds appropriated above.

**DEPARTMENT OF MENTAL HEALTH AND MENTAL RETARDATION**

	For the Years Ending	
	August 31, 2000	August 31, 2001
<b>A. Goal: COMMUNITY MENTAL HEALTH SERVICES</b>		
To increase the abilities of persons with mental illness to lead successful lives in their communities.		
<b>Outcome (Results/Impact):</b>		
Percent of Adult Customers Receiving MH Community Services Whose Functional Level Stabilized or Increased	93%	93%
Percent of Parents Who are Satisfied with MH Services Delivered to Their Children	90%	90%
Percent of Customers Served in the Community Out of Total Customers Receiving Mental Health Services Through the MHA (TXMHMR System)	97%	97%
<b>A.1.1. Strategy: ASSESSMENT &amp; COORDINATION</b>	\$ 70,932,182	\$ 70,932,182
To assess individual needs and assure timely access to appropriate services.		
<b>Output (Volume):</b>		
Average Monthly Number of MH Customers Served in the Community	97,729	97,729

**DEPARTMENT OF MENTAL HEALTH AND MENTAL RETARDATION**  
(Continued)

<b>A.1.2. Strategy: TRAINING AND SUPPORTS</b>	\$ 75,048,553	\$ 75,047,461
To provide supports and services so that people with mental illness can live independently.		
<b>Output (Volume):</b>		
Average Monthly Number of Adults Receiving Assertive Community Treatment (ACT)	2,660	2,660
Average Monthly Number of Customers Receiving MH Supported Housing Services	4,370	4,370
Number of Customers Receiving MH In-Home and Family Support	4,900	4,900
<b>Efficiencies:</b>		
Average Monthly Cost per Adult Receiving Assertive Community Treatment (ACT)	336	336
Average Monthly Cost per Customer Receiving MH Supported Housing Services	256	256
Average Grant per Customer Receiving MH In-Home and Family Support	1,300	1,300
<b>A.1.3. Strategy: TREATMENT</b>	\$ 116,377,594	\$ 116,377,595
To provide crisis, medical, and counseling services in the community.		
<b>Output (Volume):</b>		
Average Monthly Number of Customers Receiving MH Counseling and Medication Related Services	79,000	79,000
Average Monthly Number of Community Customers Receiving New Generation Medications	20,962	20,962
<b>Efficiencies:</b>		
Average Monthly Cost per Customer Receiving MH Counseling and Medication Related Services	120	120
Average Monthly Cost per Person Receiving New Generation Medications	244	244
<b>A.1.4. Strategy: COMMUNITY HOSPITALS</b>	\$ 40,198,357	\$ 40,198,357
Provide inpatient and outpatient treatment, crisis assessment, and medical services to persons served in community hospitals.		
<b>Output (Volume):</b>		
Average Monthly Number of Community Hospital Residential Services Occupied Beds	296	296
<b>Efficiencies:</b>		
Average Monthly Cost per Community Hospital Residential Services Occupied Beds	8,488	8,488
<b>A.1.5. Strategy: CHILDREN'S MH SERVICES</b>	\$ 57,429,269	\$ 57,429,269
To develop and provide coordinated services for emotionally disturbed children and their families through Texas Children's Mental Health Services.		
<b>Output (Volume):</b>		
Average Monthly Number of Children Receiving Treatment Services	16,066	16,066
<b>Total, Goal A: COMMUNITY MENTAL HEALTH SERVICES</b>	<b>\$ 359,985,955</b>	<b>\$ 359,984,864</b>
<b>B. Goal: MH SPECIALIZED SERVICES</b>		
To promote the recovery and abilities of persons with mental illness requiring specialized treatment not available in community settings.		
<b>Outcome (Results/Impact):</b>		
Percent of Customers Receiving MH Campus Services Whose Functional Level Stabilized or Increased	95%	95%



**DEPARTMENT OF MENTAL HEALTH AND MENTAL RETARDATION**  
(Continued)

**B.1.1. Strategy:** STATE HOSPITAL SERVICES \$ 206,082,225 \$ 205,857,251  
To provide specialized assessment, treatment and medical services in state psychiatric facility programs.

**Output (Volume):**

Average Monthly Census of State Psychiatric Facilities	2,456	2,456
Average Monthly Number of Psychiatric Facility Customers Receiving Mental Health New Generation Medication Services	2,089	2,089

**Efficiencies:**

Average Monthly Facility Cost per Occupied State Psychiatric Facility Bed	7,827	7,827
Average Monthly Cost per Psychiatric Facility Customer Receiving New Generation Medication Services	244	244

**B.1.2. Strategy:** STATE HOSPITAL ADMINISTRATION \$ 29,427,710 \$ 29,427,710

To administer and support specialized assessment, treatment, and medical services in state psychiatric facility programs.

**Total, Goal B:** MH SPECIALIZED SERVICES \$ 235,509,935 \$ 235,284,961

**C. Goal:** COMMUNITY MR SERVICES

To support the abilities of persons with mental retardation to lead successful lives in their communities.

**Outcome (Results/Impact):**

Number of Customers Moved from MR Campus to Community	221	267
---	-----	-----

**C.1.1. Strategy:** ASSESSMENT & COORDINATION \$ 45,757,946 \$ 45,543,761  
To assess individual needs and assure timely access to appropriate mental retardation services.

**Output (Volume):**

Average Monthly Number of Customers Served in MR Community Services	26,132	26,178
---	--------	--------

**C.1.2. Strategy:** VOCATIONAL SERVICES \$ 51,757,796 \$ 51,759,515  
To provide mental retardation services and supports.

**Output (Volume):**

Average Monthly Number of Customers Receiving MR Supported/Competitive Employment Services	2,391	2,391
--	-------	-------

**Efficiencies:**

Average Monthly Cost per Customer Receiving MR Supported/Competitive Employment Services	656	656
--	-----	-----

**C.1.3. Strategy:** TRAINING SERVICES \$ 61,835,339 \$ 61,837,056  
To provide mental retardation training and support services.

**Output (Volume):**

Average Monthly Number of Customers Receiving MR Training and Support Services	7,500	7,500
Number of Customers Receiving MR In-Home and Family Support	5,479	5,479

**Efficiencies:**

Average Grant per Customer Receiving Mental Retardation In-Home and Family Support	2,000	2,000
--	-------	-------

**C.1.4. Strategy:** MR COMMUNITY RESIDENTIAL  
To provide residential services and supports for persons with mental retardation in the community.

**DEPARTMENT OF MENTAL HEALTH AND MENTAL RETARDATION**  
(Continued)

**Output (Volume):**

Average Monthly Number of Customers Served in HCS	5,672	5,812
Average Number of Persons in ICF/MR Medicaid Beds per Month, Total	7,627	7,627

**Efficiencies:**

Average Monthly Cost per Customer Served in HCS	3,846	3,838
---	-------	-------

<b>C.1.4.1. Sub-Strategy:</b> HCS WAIVER	\$ 255,290,063	\$ 260,846,774
--	----------------	----------------

Home and Community-based Services Waiver

<b>C.1.4.2. Sub-Strategy:</b> ICF-MR PAYMENTS	\$ 361,153,704	\$ 361,153,704
---	----------------	----------------

Intermediate Care Facilities for Persons with Mental Retardation

<b>C.1.4.3. Sub-Strategy:</b> NON-MEDICAID		
--	--	--

RESIDENTIAL	<u>\$ 30,691,438</u>	<u>\$ 30,692,486</u>
-------------	----------------------	----------------------

Non-Medicaid Funded Residential

<b>Total, Strategy C.1.4:</b> MR COMMUNITY		
--	--	--

RESIDENTIAL

<u>\$ 647,135,205</u>	<u>\$ 652,692,964</u>
-----------------------	-----------------------

<b>Total, Goal C:</b> COMMUNITY MR SERVICES	<u>\$ 806,486,286</u>	<u>\$ 811,833,296</u>
---	-----------------------	-----------------------

**D. Goal: MR SPECIALIZED SERVICES**

To promote the well being and abilities of persons with mental retardation who require the most intensive, specialized long-term care.

**Outcome (Results/Impact):**

Average Number of Days MR Campus Residents Recommended for Community Placement Wait for Placement	600	600
---	-----	-----

<b>D.1.1. Strategy:</b> STATE SCHOOL SERVICES	\$ 271,821,760	\$ 271,821,759
---	----------------	----------------

To provide specialized assessment, treatment, support, and medical services in state school and state campus programs.

**Output (Volume):**

Average Monthly Enrollment of MR Campus Residential Services	5,457	5,457
--	-------	-------

**Efficiencies:**

Average Monthly Cost per Occupied MR Campus Residential Services	4,134	4,134
--	-------	-------

<b>D.1.2. Strategy:</b> STATE SCHOOL ADMINISTRATION	<u>\$ 33,207,577</u>	<u>\$ 32,870,116</u>
---	----------------------	----------------------

To administer and support specialized assessment, treatment/support, and medical services in state school and state campus programs.

<b>Total, Goal D:</b> MR SPECIALIZED SERVICES	<u>\$ 305,029,337</u>	<u>\$ 304,691,875</u>
---	-----------------------	-----------------------

**E. Goal: IMPROVE SYSTEM QUALITY**

To efficiently manage and improve the assets and infrastructure of state facilities.

<b>E.1.1. Strategy:</b> CAPITAL CONSTRUCTION	\$ 8,669,527	\$ 100,000 & U.B.
--	--------------	-------------------

To construct and renovate facilities for the delivery of care in state facilities.

**F. Goal: INDIRECT ADMINISTRATION**

To assure the efficiency, quality, and effective administration of services provided to persons with mental illness and mental retardation.

**DEPARTMENT OF MENTAL HEALTH AND MENTAL RETARDATION**  
(Continued)

<b>F.1.1. Strategy:</b> CENTRAL ADMINISTRATION	\$ 18,912,147	\$ 18,912,147
<b>F.1.2. Strategy:</b> INFORMATION RESOURCES	\$ 6,532,233	\$ 6,532,233
<b>F.1.3. Strategy:</b> OTHER SUPPORT SERVICES	\$ 2,185,367	\$ 2,185,367
<b>Total, Goal F:</b> INDIRECT ADMINISTRATION	\$ 27,629,747	\$ 27,629,747
<b>Grand Total, DEPARTMENT OF MENTAL HEALTH AND MENTAL RETARDATION</b>	<u>\$ 1,743,310,787</u>	<u>\$ 1,739,524,743</u>

**Method of Financing:**

<u>General Revenue Fund</u>		
General Revenue Fund	\$ 620,496,183	\$ 619,368,098
General Revenue Match for Medicaid	<u>353,542,439</u>	<u>355,847,286</u>
Subtotal, General Revenue Fund	\$ 974,038,622	\$ 975,215,384
General Revenue Fund - Dedicated - Texas Capital Trust Fund Account No. 543	8,669,527	100,000 & U.B.
Federal Funds	689,818,568	695,413,351
<u>Other Funds</u>		
Appropriated Receipts	64,893,891	62,905,829
Interagency Contracts	<u>5,890,179</u>	<u>5,890,179</u>
Subtotal, Other Funds	\$ 70,784,070	\$ 68,796,008
<b>Total, Method of Financing</b>	<u>\$ 1,743,310,787</u>	<u>\$ 1,739,524,743</u>

<b>Number of Full-time Equivalent Positions (FTE)</b>	21,383.5	20,222.0
---	----------	----------

**Schedule of Exempt Positions**

Commissioner, Group 6	\$140,000	\$140,000
-----------------------	-----------	-----------

1. **Capital Budget.** None of the funds appropriated above may be expended for capital budget items except as listed below. The amounts shown below shall be expended only for the purposes shown and are not available for expenditure for other purposes. Amounts appropriated above and identified in this provision as appropriations either for "Lease payments to the Master Lease Purchase Program" or for items with an "(MLPP)" notation shall be expended only for the purpose of making lease-purchase payments to the Texas Public Finance Authority pursuant to the provisions of V.T.C.S., Art. 601d, Sec. 9A.

	<u>2000</u>	<u>2001</u>
a. Repair or Rehabilitation of Buildings and Facilities		
(1) MLPP Payments for 1992-1995 Acquisitions	\$ 3,239	\$ 0
(2) Repair or Rehabilitation of Buildings and Facilities	8,669,527	100,000 & U.B.
	<u>8,672,766</u>	<u>100,000</u>
<b>Total, Repair or Rehabilitation of Buildings and Facilities</b>	<u>\$ 8,672,766</u>	<u>\$ 100,000</u>

**DEPARTMENT OF MENTAL HEALTH AND MENTAL RETARDATION**  
(Continued)

b. Acquisition of Information Resource Technologies		
(1) MLPP Payments for 1992-1995 Acquisitions	485,124	0
(2) MLPP Payments for 1998-1999 Acquisitions	<u>\$ 1,889,617</u>	<u>\$ 1,880,912</u>
Total, Acquisition of Information Resource Technologies	<u>\$ 2,374,741</u>	<u>\$ 1,880,912</u>
c. Transportation Items		
(1) MLPP Payments for 1999 Acquisitions	3,485,392	3,469,335
d. Acquisition of Capital Equipment and Items		
(1) MLPP Payments for 1992-95 Acquisitions	40,038	0
(2) MLPP Payments for 1998-1999 Acquisitions	<u>\$ 3,475,657</u>	<u>\$ 3,459,644</u>
Total, Acquisition of Capital Equipment and Items	<u>\$ 3,515,695</u>	<u>\$ 3,459,644</u>
Total, Capital Budget	<u>\$ 18,048,594</u>	<u>\$ 8,909,891</u>

Method of Financing (Capital Budget):

General Revenue Fund	\$ 9,379,067	\$ 8,809,891
General Revenue Fund - Dedicated - Texas Capital Trust Fund Account No. 543	8,669,527	100,000 & U.B.
Total, Method of Financing	<u>\$ 18,048,594</u>	<u>\$ 8,909,891</u>

2. **Federal Funds Appropriated.** The appropriations herein made may be used to match federal funds granted to the state for the payment of personal services, travel and other necessary expenses in connection with the administration and operation of a state program of health and human services. The Texas Department of Mental Health and Mental Retardation is hereby authorized to receive and disburse in accordance with plans acceptable to the responsible federal agency, all federal monies that are made available (including grants, earnings, allotments, refunds, and reimbursements) to the state for such purposes and all fees authorized by federal law, and to receive, administer, and disburse federal funds for federal programs in accordance with plans agreed upon by the Department of Mental Health and Mental Retardation and the responsible federal agency, and such other activities as come under the authority of the Department of Mental Health and Mental Retardation, and such monies are appropriated to the specific purpose or purposes for which they are granted or otherwise made available.
3. **Reappropriation of Federal and Local Funds.** All funds received by the department from counties, cities, federal agencies and from any other local source and all balances from such sources as of August 31, 1999, are hereby appropriated for the biennium ending August 31, 2001, for the purpose of carrying out the provisions of this Act.
4. **Medical Assistance Payments and Unexpended Balances.** General revenue funds appropriated hereinabove for all Medicaid services shall be payable in equal monthly installments on the first day of each calendar month; provided, however, that any balances on hand in such funds may be carried over from month to month during each fiscal year and from fiscal year 2000 to fiscal year 2001, and such funds are reappropriated to the department for the 2000-01 biennium.

**DEPARTMENT OF MENTAL HEALTH AND MENTAL RETARDATION**  
(Continued)

**5. Transfers of Appropriation - State Owned Hospitals.**

- a. Contingent upon the enactment of House Bill 3011 or similar legislation of the Seventy-sixth Legislature, Regular Session, and the pursuant transfers, the transfer amount in item (2) below shall be the responsibility of The University of Texas Health Science Center at Houston.
- b. The Department of Mental Health and Mental Retardation shall transfer from non-Medicaid state appropriated funds the following amounts to the Department of Health for the Disproportionate Share Hospital Reimbursement Program:

	<u>2000</u>	<u>2001</u>
(1) State Mental Hospitals	\$ 230,806,896	\$ 219,387,414
(2) Harris County Psychiatric Center	\$ 22,732,242	\$ 21,607,534
	<u>\$ 253,539,138</u>	<u>\$ 240,994,948</u>

The timing and form of such transfers shall be determined by the Comptroller of Public Accounts in consultation with the Department of Health. The Legislative Budget Board is authorized to adjust the amounts of such transfers as necessary to match available federal funds. The department shall also transfer non-Medicaid state appropriated funds as necessary for other qualifying state-funded community hospitals.

- 6. **Community Hospital Medicaid Services.** The Harris County Psychiatric Center, the El Paso Psychiatric Center, Lubbock Community Hospital, Dallas Mental Health Connections, and Galveston Community Hospital shall certify appropriated state funds to the Health and Human Services Commission or its designee for the state share of Medicaid reimbursement for the following services:
  - a. Inpatient psychiatric services for children.
  - b. Inpatient psychiatric services for age 65 and over (Institute for Mental Disease option).
- 7. **Home and Community-Based Services (HCS) Waiver Program.** The department shall ensure the cost-effectiveness of the HCS program by limiting the average annual HCS expenditure per client to 80 percent of the average annual per client ICF-MR expenditure. Expenditures for individual clients may exceed this cap as long as the overall average expenditure for HCS clients remains below 80 percent of the annual average. Furthermore, it is the intent of the Legislature that, in order to increase the number of clients served, the overall average monthly expenditure per client shall not exceed \$3,706 per month in fiscal year 2000 and \$3,511 per month in fiscal year 2001. The department and the Health and Human Services Commission shall report to the Legislative Budget Board and Governor by October 1, 2000, on the measures taken to decrease the average cost per person and to increase the number of clients served in the HCS program.
- 8. **Residential Services Funded by General Revenue.** The Department of Mental Health and Mental Retardation shall refinance, with Medicaid funding, residential services to Medicaid-eligible clients that are currently funded with general revenue. This refinancing effort shall include both public and private general revenue-funded programs. The department shall accomplish this refinancing through the use of the Home and Community-based Services (HCS) waiver program, other Medicaid waiver programs, or, if necessary, the Intermediate Care Facility for the Mentally Retarded program. The department shall submit an annual report to the Legislative Budget Board and the Governor that documents the number of persons and residential sites converted to Medicaid funding.

**DEPARTMENT OF MENTAL HEALTH AND MENTAL RETARDATION**  
(Continued)

9. **Employee Meals.** Notwithstanding any other provision in this Act, the Department of Mental Health and Mental Retardation may provide free meals to employees who are required to eat meals with clients.
10. **Maximum Security Salaries.** As a specific exception to the General Provisions of this Act governing salary rates of classified positions, funds are included above for the Department of Mental Health and Mental Retardation to pay employees working in designated Maximum Security Units or designated specialized Behavioral Management Units up to a two step increase over those salary rates provided by the General Provisions.
11. **Revolving Fund Services.**
  - a. **Central Services.** The Department of Mental Health and Mental Retardation may maintain and operate revolving funds on a reimbursable basis for central services that contribute to the efficiency and economy of the facilities under its control and management. All receipts deposited to such central service funds are appropriated for all costs necessary for the operation of these services. Any balances remaining in such funds at the end of a fiscal year are reappropriated for any expenses necessary to the operation of these services for the second year of the biennium. To reimburse the funds from which expenditures are made, the department may make fund transfers from the appropriations of the facilities and agencies which receive the services and supplies, or may submit purchase vouchers through the Office of the State Comptroller.
  - b. **Canteen Services.** Each of the facilities under control and management of the Department of Mental Health and Mental Retardation, except the Central Office, may establish, maintain and operate a canteen for the convenience of its patients. Any balances remaining in each canteen operation fund at the end of each fiscal year, plus all receipts deposited to its credit, are appropriated for all costs necessary for the operation of a canteen for the next fiscal year. Each of the facilities under control and management of the department that contracts with the Commission for the Blind for the operation of its canteen shall deposit the amount of monies originally appropriated for its Canteen Operation Fund into the General Revenue Fund. The balance remaining in the facility's Canteen Operation Fund, after the amount originally appropriated is deposited to the General Revenue Fund, shall be deposited to the Benefit Fund created at the facility under the provisions of Health and Safety Code V.T.C.A., § 551.004.
  - c. **Motor Pool Services.** The Department of Mental Health and Mental Retardation is hereby authorized to utilize the services of its motor pool to transfer and deliver the household goods and effects of its employees transferred from one place of employment to another within the department when such service to such employee is deemed to be in the best interest of the state, however, this service shall not be extended to any new employee.
  - d. **United States Surplus Property and Commodities Services.** It is the intent of the Legislature that the funds hereby appropriated for a central supply service are to be used to finance on a reimbursable basis, the obtaining, storing, handling and distribution of the United States surplus property and commodities to various facilities under the jurisdiction of the Department of Mental Health and Mental Retardation.
  - e. **Supply Revolving Fund.** From funds herein appropriated, the Department of Mental Health and Mental Retardation may authorize each facility under its control and management to establish, maintain, and operate on a reimbursable basis, a Supply Revolving Fund to contribute to the efficiency and economy of such facilities.

The department shall approve the amount necessary to implement the revolving funds and shall establish rules to avoid depletion of the funds. To reimburse the revolving funds,

**DEPARTMENT OF MENTAL HEALTH AND MENTAL RETARDATION**  
(Continued)

facilities may transfer funds from the programs and activities for which supplies are provided.

- f. **Sheltered Workshops.** Any balances remaining in the sheltered workshop funds at the end of each fiscal year, together with receipts deposited to their credit are appropriated for use in the operation of sheltered workshops for the next fiscal year.
- 12. **Petty Cash Fund.** Each facility under the Department of Mental Health and Mental Retardation may establish a petty cash fund not to exceed \$5,000 out of funds appropriated above. These funds shall be maintained in cash or at a local bank and shall be used by case managers or community services staff only for the purpose of making emergency purchases of medication, basic life support necessities, or other services without which would place clients served by said staff at risk of being placed in a more restrictive environment.
- 13. **Barber and Cosmetology Services.** The Department of Mental Health and Mental Retardation may charge fees for barber and cosmetology services provided the fees charged are consistent with an individual's ability to pay. These fees are appropriated to the department to offset the cost of providing barber and cosmetology services. The department may also use patient benefit funds to offset the cost of these services for indigent clients.
- 14. **Children's Heart Institute.** It is the intent of the Legislature that the Texas Department of Mental Health and Mental Retardation (TXMHMR) continue to fund the Children's Heart Institute in an amount not to exceed \$150,000 for each year of the biennium for services to children with mental disabilities who also have congenital heart defects. A contract shall be developed between TXMHMR and the Children's Heart Institute to ensure that appropriate medical services will be provided and that relevant documentation on performance will be submitted to TXMHMR.
- 15. **Cash Flow Contingency.** Contingent upon the receipt of federal funds allocated from the Medicaid Program, the department may temporarily utilize additional general revenue funds, pending receipt of federal reimbursement, in an amount not to exceed the anticipated reimbursement, in each year of the biennium. The general revenue amounts utilized above the general revenue method of finance must be repaid upon receipt of federal reimbursement and shall be utilized only for the purpose of temporary cash flow needs. These transfers and repayments shall be credited to the fiscal year being reimbursed and shall be in accordance with procedures established by the Comptroller. All transfers of the method of finance shall be reported by the department to the Legislative Budget Board and the Governor.
- 16. **Reimbursement of Advisory Committee Members.** Pursuant to V.T.C.A., Government Code, Chapter 2110.004, reimbursement of expenses for advisory committee members, out of the funds appropriated above, is limited to the following advisory committees:

Mental Health Planning and Advisory Committee  
Public Responsibility Committees  
Citizen's Planning Advisory Committee  
Medical Advisory Committee  
Mental Retardation Planning and Advisory Committee  
Treatment Methods Advisory Committee  
MI/Deaf Advisory Committee  
State Advisory Committee - Texas Children's Mental Health Plans  
Quality Services Council  
Quality Improvement Councils (NTE 1 per facility)  
Ethics Committees (NTE 1 per facility)  
Advisory Committee on Inpatient MH Services

**DEPARTMENT OF MENTAL HEALTH AND MENTAL RETARDATION**  
(Continued)

None of the funds for reimbursement shall come from the direct provision of services to the clients of MHMR.

17. **Unexpended Construction Balances.** Any unexpended construction, repair, or renovation balances from previous appropriations are hereby reappropriated to the Texas Department of Mental Health and Mental Retardation for the same purposes, provided that the expenditure of such reappropriated funds shall require the approval of the Board of Mental Health and Mental Retardation and that copies of such approval should be filed with the Governor and the Legislative Budget Board.
18. **Disposition of Construction Appropriation.** Construction appropriations may be used to pay salaries and travel expenses of department engineers and architects and administrative expenses of construction projects (but shall not exceed \$350,000 in a fiscal year that are paid out of G.O. Bonds); architect's and engineer's fees; and the actual travel expenses incurred by them or their representatives in making trips of inspection at the discretion of the department during construction, renovation, or repair of buildings and systems or the installation of fixed equipment. Job titles and rates of pay for such salaried positions of department personnel paid from construction appropriations shall conform with the Position Classification Plan and Classification Salary Schedule.
19. **Unexpended Balances.** Except as otherwise provided, unexpended and unobligated balances, not to exceed \$10 million, remaining from appropriations for the first year of the biennium to the Department of Mental Health and Mental Retardation are reappropriated to the department for the purpose of complying with Joint Commission for the Accreditation of Healthcare Organizations (JCAHO) standards and Intermediate Care Facilities for the Mentally Retarded (ICF-MR) standards dealing with residential, non-residential, and community based mental health and mental retardation services. This paragraph does not apply to those unexpended and unobligated balances remaining from appropriations for the first year of the biennium that the department is authorized by this act to retain for specific purposes in the second year of the biennium.
20. **Payment for Compensatory Time.** It is expressly provided that the Department of Mental Health and Mental Retardation, to the extent permitted by law, may pay FLSA exempt and FLSA non-exempt employees on a straight time basis for work on a holiday or for regular compensatory time hours when taking of regular compensatory time off would be disruptive to normal business functions.
21. **Copyright of Training Materials and Patent of Technologies Developed by the Department.** In addition to the amounts appropriated above, the Department of Mental Health and Mental Retardation is hereby authorized to collect the following fees: a) fees collected from the sale of written training materials, video tapes, audio tapes and in the form of electronic media, such materials having been developed in part or whole by the department; and b) licensing fees collected by the department in exchange for allowing individuals and companies to use any patented technology developed, in part or in whole, by the department. The department is authorized to license the use of any copyright-protected material, trademark, trade secrets, and any patented technology. This does not include any mineral royalties. Fees collected in the sale of training materials described above may be in excess of the actual reproduction cost incurred by the department and shall be used to recoup the costs associated with developing the training materials. Fifty percent (50%) of the fees collected in licensing of any patented technology shall be devoted to further research and development of technologies reasonably believed to be of assistance to the department's priority population. The remaining 50 percent shall be deposited to the General Revenue Fund.
22. **Fire Prevention and Safety.** In instances in which regular employees of facilities located in remote areas are assigned extra duties in fire prevention programs, the following payments are



**DEPARTMENT OF MENTAL HEALTH AND MENTAL RETARDATION**  
(Continued)

authorized in addition to the salary rates stipulated by the General Provisions on this Act relating to the position classifications and assigned salary ranges:

Fire Chief	\$ 75 per month
Assistant Fire Chief	\$ 65 per month
Fire Brigade Member	\$ 50 per month

23. **Patient or Client Assistance.** Subject to the approval of rules and regulations of the governing board of the Department of Mental Health and Mental Retardation, patients or clients in any state facility who are assisting in the operation of the facility as part of their therapy, may receive compensation out of any funds available to the respective facilities.
24. **Surplus Property.** In order to conserve funds appropriated, surplus personal property may be transferred from one facility to another with or without reimbursement. The Department of Mental Health and Mental Retardation may transfer surplus personal property to community MHMR centers with or without reimbursement. Surplus personal property belonging to any facility may be sold; provided, however, that such transfers or sales shall be made under the same procedure as provided by V.T.C.A., Government Code, Chapter 2175. In making such transfers or sales, the agency may do so without the necessity of contracts, as required by V.T.C.A., Government Code, Section 771, known as the Interagency Cooperation Act.
25. **Road Construction and Maintenance at State Facilities.** Notwithstanding any other provision in law, the Texas Department of Transportation shall construct, repair, and maintain roads in and providing access to and from Texas Department of Mental Health and Mental Retardation facilities.
26. **Limitation of Specific Strategy Transfers.** The transfer of appropriations from Strategy B.1.1., State Hospital Services, to any other strategy is limited to 10 percent and the transfer of appropriations from Strategy D.1.1., State School Services, to any other strategy is limited to 5 percent without the prior approval of the Legislative Budget Board and the Governor.
27. **Workers' Compensation Payments.**
  - a. Notwithstanding other provisions in this Act, the Department of Mental Health and Mental Retardation shall have the first \$15.0 million per year in workers' compensation payments paid in full from appropriations made for Workers' Compensation Payments for the purpose of paying workers' compensation claims and liabilities. The Department of Mental Health and Mental Retardation shall transfer to the appropriation item in the Workers' Compensation Payments the amounts necessary to pay 100 percent of workers' compensation liabilities in excess of \$15.0 million each year.
  - b. Pursuant to V.T.C.A., Labor Code, Section 412.012(c) authorizing the State Office of Risk Management to allocate or apportion the appropriations made by this Act for workers' compensation payments, none of the funds appropriated by this Act to the Texas Department of Mental Health and Mental Retardation may be expended for the payment of workers' compensation benefit payments unless the total amount of benefit claims paid for the benefit of employees of the Department of Mental Health and Mental Retardation during a fiscal year exceeds \$15.0 million, in which case the amount of the excess shall be paid out of appropriations made above to the Department of Mental Health and Mental Retardation and out of no other source.
28. **Enhanced Equity.** It is the intent of the Legislature that the Department of Mental Health and Mental Retardation continue its policy of enhancing equity in community services by taking into consideration population density (particularly sparsely populated areas), poverty, and need in its allocation methodology. Allocations to local mental health and mental retardation authorities shall not be reduced for the purpose of redistribution to other authorities to enhance

**DEPARTMENT OF MENTAL HEALTH AND MENTAL RETARDATION**  
(Continued)

equity. The department shall evaluate its allocation methodology and present a plan to the Legislature by January 1, 2001, which shows how it will change its method of distribution to an equitable method.

29. **Report on Local Authorities.** To ensure that the Legislature and Governor's office are kept informed of the process and effects of delegating to a local mental health authority or local mental retardation authority (local authority) the responsibility of planning, coordination, and oversight of mental health and/or mental retardation services in that area, the department shall submit a report in February and September of each year describing the status of the implementation of the recommendations pursuant to V.T.C.A., Health and Safety Code, Section 533.035(e)-(h).
30. **State School Funding.** It is the intent of the Legislature that the Department implement a single funding methodology for state schools which funds all state schools equitably and at a level which is adequate to maintain compliance with applicable federal standards. The methodology should be based on the number of residents in each school and the needs of those residents.
31. **Community Mental Health and Mental Retardation Centers.** If the Department determines that a community mental health and mental retardation center is unable or unwilling to fulfill its contractual obligations to provide services or to exercise adequate control over expenditures and assets, the Department may take necessary steps, including the appointment of a management team, to protect the funds appropriated under this Act and ensure the continued provision of services.
32. **Residential Providers.** It is the intent of the Legislature that individuals seeking residential services for a person with mental retardation have a choice of available providers. To ensure choice, the agency shall inform individuals seeking residential services of all the service options available, including large and small congregate living arrangements and waiver services.
33. **Language Interpreter Services.** In order to compensate employees for assuming the duty of providing interpretation services to consumers whose primary language is not English, facilities of the Texas Department of Mental Health and Mental Retardation, upon written authorization of the Commissioner or his designee, may, from funds appropriated above, increase the salary of classified employees by an amount equal to a one step increase, or 3.4 percent, so long as the resulting salary rate does not exceed the rate designated as the maximum rate for the applicable salary group. This increase shall be granted only for the regular provision of interpreter services above and beyond the regular duties of the position, and shall be removed when these services are, for whatever reason, no longer provided by the employee or when they are no longer needed by the facility. Salary increases provided for this purpose are not merit increases and shall not affect an employee's eligibility to receive a merit increase.
34. **Performance Contracts.** Funds in Strategy A.1.4., Community Hospitals, shall be allocated through performance contracts with local mental health authorities.
35. **Intensive Community-Based Services Options.** Out of the funds appropriated above, the Texas Department of Mental Health and Mental Retardation is authorized to evaluate a pilot which demonstrates the effectiveness of intensive community-based services options for children and families in decreasing the use of and/or length of stay in residential treatment. The pilot will examine the costs, efficacy and benefits to children and families, and will be evaluated in collaboration with the Health and Human Services Commission and the Department of Protective and Regulatory Services.

The Texas Department of Mental Health and Mental Retardation shall complete a report on the findings of the pilot study with recommendations for future development, estimated costs, and

**DEPARTMENT OF MENTAL HEALTH AND MENTAL RETARDATION**  
(Continued)

recommended statutory changes necessary to more effectively serve families with intensive needs. The report shall be submitted to the Governor and the Legislature by January 1, 2000.

36. **State-Owned Housing Authorized.** The Superintendent, Medical Director, Assistant Superintendent for Programs, and Director of Plant Maintenance at each facility are authorized to live in state-owned housing at a rate determined by the department. Other department employees may live in state-owned housing as set forth in Article IX, Section 10.18, State Owned Housing - Recover Housing Costs, of this Act. Fees for employee housing are hereby reappropriated to be used for maintaining employee housing.
37. **Medicaid and Other Reporting Requirements.**
- a. None of the funds appropriated by this Act to the Texas Department of Mental Health and Mental Retardation may be expended or distributed by the department unless:
- (1) the department submits to the Legislative Budget Board and the Governor a copy of each report submitted to the federal government relating to the Medicaid program. This shall include, but is not limited to:
    - i. expenditure data;
    - ii. caseload data;
    - iii. interest earnings;
    - iv. State plan amendments; and
    - v. State plan waivers.
- Such reports shall be submitted to the Legislative Budget Board and the Governor no later than the date the respective report is submitted to the federal government, and
- (2) the department submits to the Legislative Budget Board and the Governor at the end of each month: i.) a report detailing the Medicaid and Medicare caseload figures and related expenditure amounts for the preceding month; and ii.) a report projecting the anticipated Medicaid and Medicare caseloads for the 36 months period beginning with the first month after the report is due.
- b. Each report submitted to the Legislative Budget Board and the Governor pursuant to this provision must be accompanied by supporting documentation detailing the sources and methodologies utilized to develop any caseload or cost projections contained in each respective report and any other supporting materials as specified by the Legislative Budget Board and the Governor.
- c. Each report submitted pursuant to this provision must contain a certification by the person submitting the report, that the information provided is true and correct based upon information and belief together with supporting documentation.
- d. The Comptroller of Public Accounts shall not allow the expenditure of funds appropriated by this Act to the Texas Department of Mental Health and Mental Retardation if the Legislative Budget Board and the Governor certify to the Comptroller of Public Accounts that the Department of Mental Health and Mental Retardation is not in compliance with this provision.
38. **Medicaid and Medicare Collections.** The Department of Mental Health and Mental Retardation shall maximize reimbursement of Medicare and Medicaid federal funds for all eligible individuals and for all expenditures at the state hospitals, state schools, and state centers.

**DEPARTMENT OF MENTAL HEALTH AND MENTAL RETARDATION**  
(Continued)

39. **Sunset Contingency.** Funds appropriated above for fiscal year 2001 for the Department of Mental Health and Mental Retardation are made contingent on the continuation of the Department of Mental Health and Mental Retardation by the Legislature. In the event that the agency is not continued, the funds appropriated for fiscal year 2000 or as much thereof as may be necessary are to be used to provide for the phase out of agency operations.
40. **State School Funding and Staffing Levels.** It is the intent of the legislature that funding for state schools shall be based on the number of residents in each state school at the beginning of the fiscal year and the needs of those residents. Staffing patterns at state schools shall not reflect a census decline until a campus has realized a decline in census.
41. **Placement Options.** An individual with mental retardation or an individual's legally authorized representative seeking residential services shall receive a clear explanation of programs and services for which the individual is determined to be eligible, including state schools, community ICFs-MR, 1915(c) waiver services or other services. The programs and services that are explained shall be documented in the individual's record and acknowledged in writing by the individual or the individual's legally authorized representative. If the chosen programs or services are not available, the individual or the individual's legally authorized representative shall be given assistance in gaining access to alternative services and the selected waiting lists.
42. **Gulf Coast Regional Community Psychiatric Hospital.** Out of funds appropriated above in Strategy A.1.4., Community Hospitals, the Department of Mental Health and Mental Retardation shall allocate an additional \$824,900 each year of the biennium to the community hospital in Galveston for the purpose of bringing the allocation for that facility to the statewide average community hospital allocation.
43. **Use of Timber Receipts for Capital Projects.** The Department of Mental Health and Mental Retardation is hereby authorized to sell timber located on department land. Revenues generated from the sale of timber, estimated at \$200,000 for the biennium, shall be deposited into the Texas Capital Trust Fund Account 543. Out of funds appropriated above in Strategy E.1.1., Capital Construction, an amount of \$100,000 in each year of the biennium is contingent upon the department generating revenue from the sale of timber during the 2000-01 biennium.
44. **Appropriation Transfer Between Fiscal Years.** In addition to the transfer authority provided elsewhere in this Act, the Department of Mental Health and Mental Retardation may transfer appropriations made for the fiscal year ending August 31, 2001, to the fiscal year ending August 31, 2000, subject to the following conditions provided by this section:
  - a. Transfers under this section may be made only:
    - (1) if appropriated receipts required to fund appropriations contained in this Act for fiscal year 2000 are less than those contained in the method of finance for the department for fiscal year 2000;
    - (2) for any emergency expenditure requirements, including expenditures necessitated to ensure the continuation of Medicaid client services to maintain fiscal year 1999 Medicaid caseloads.
  - b. Transfers may not exceed \$15,000,000 in general revenue.
  - c. A transfer authorized by this section must receive the prior approval of the Legislative Budget Board and the Governor.
  - d. The Comptroller of Public Accounts shall cooperate as necessary to assist the completion of a transfer and spending made under this section.

**DEPARTMENT OF MENTAL HEALTH AND MENTAL RETARDATION**  
(Continued)

45. **Employee Benefits Costs - Transition of Services to Local Control.** For the purpose of transitioning state-operated community services (SOCS) to local control, the Comptroller of Public Accounts is hereby authorized to transfer funds appropriated elsewhere in this Article for Retirement and Group Insurance, and Social Security and Benefit Replacement Pay to the Department of Mental Health and Mental Retardation. This transfer shall be made quarterly upon written notification from the department to the Comptroller, the Legislative Budget Board, and the Governor of the salary and number of full-time equivalents which have transitioned to local control for the previous quarter. The actual amount of employee benefits to be transferred to the department, estimated at \$6,070,655 for fiscal year 2000 and \$11,316,843 for fiscal year 2001, shall be determined by the Comptroller and the Employees Retirement System.
46. **New Generation Medications.** Funds in Strategy A.1.3., Treatment, expended on New Generation medications shall be spent in accordance with the practice guidelines developed through the Texas Medication Algorithm Project (TMAP) or a TDMHMR-approved variation or substitute of TMAP guidelines.
47. **Mental Health Deputy Program Incentive.** Out of the funds appropriated above to the Texas Department of Mental Health and Mental Retardation in this Act, \$150,000 in fiscal year 2000 and \$150,000 in fiscal year 2001 shall be directed to funding a one-time grant program to certain counties. The funds shall be expended to reimburse initial start-up costs, officer training costs, and related expenses as an incentive for establishing mental health deputy programs in counties having jurisdictions exceeding 50 miles from the public facility designated by the department to receive patients under mental health commitments and emergency detention.
48. **Contingent Appropriation: Office For Prevention Of Developmental Disabilities.** Contingent on the enactment and becoming law of House Bill 1151, Senate Bill 353, or similar legislation of the Seventy-sixth Legislature, Regular Session, that makes the Office for the Prevention of Developmental Disabilities administratively attached to the Department of Mental Health and Mental Retardation and requires the Department of Mental Health and Mental Retardation to provide support for the Office for the Prevention of Developmental Disabilities, the department shall expend, from funds otherwise appropriated to the department by this Act, an amount not to exceed \$120,000 each fiscal year for salaries, benefits, travel expenses, and other support of the office.
49. **Harris County Psychiatric Center.** Contingent on the passage of House Bill 3011 or similar legislation of the Seventy-sixth Legislature, Regular Session, the Department of Mental Health and Mental Retardation shall transfer \$19,641,851 in fiscal year 2000 and \$19,641,851 in fiscal year 2001 from Strategy A.1.4., Community Hospitals, to the University of Texas Health Science Center at Houston for the support of Harris County Psychiatric Center.

## DEPARTMENT OF PROTECTIVE AND REGULATORY SERVICES

For the Years Ending  
August 31,                      August 31,  
2000                                      2001

**A. Goal: PROTECTIVE SERVICES**

In collaboration with other public and private entities, protect children, elder adults, and persons with disabilities, from abuse, neglect and/or exploitation by providing an integrated service delivery system that results in quality outcomes, and reduce the incidence of abuse, neglect, and exploitation by maximizing resources for early intervention, prevention, and aftercare.

**Outcome (Results/Impact):**

Incidence of Child Abuse/Neglect Confirmed by CPS per 1,000 Children under the Age of 18	8	8
Percent of Children in PRS Conservatorship for Whom Legal Resolution Was Achieved within 12 Months	53%	53%
Percent of Adoptions Consummated within 18 Months of Termination of Parental Rights	75%	75%
Percent of STAR Youth With Positive Outcomes 90 Days After Termination	76%	76%
Percent of CYD Youth With Positive Outcomes	95%	95%
Percent Change in Number of Youth Residing in CYD Zip Code Who Were Committed to the Texas Youth Commission	-5%	-5%
Percent of CYD Youth With Improved TAAS Scores	20%	20%
Average Number of Absences Per School Year for CYD Youth	5	5
Average Number of Disciplinary Referrals Per School Year for CYD Youth	1	1
Incidence of Abuse/Neglect/Exploitation per 1,000 Elderly Persons and Persons With Disabilities	8.2	8.2
Percent of Validated Occurrences Where Children are Placed at Serious Risk	26%	26%

**A.1.1. Strategy: CPS STATEWIDE INTAKE**

\$ 6,086,304    \$ 6,085,580

Provide a comprehensive and consistent system with automation support for receiving reports of children suspected to be at risk of abuse/neglect and assign for investigation those reports that meet the Texas Family Code definition of child abuse/neglect.

**Output (Volume):**

Number of CPS Reports of Child Abuse/Neglect	135,218	143,655
--	---------	---------

**A.1.2. Strategy: CHILD AND FAMILY SERVICES**

\$ 176,545,950    \$ 175,464,640

Provide a comprehensive and consistent system for the direct delivery of investigations, regular family preservation and family reunification services, out-of-home care, and permanency planning for children who are at risk of abuse/neglect and their families.

**Output (Volume):**

Number of Completed CPS Investigations	104,790	105,206
Number of Confirmed CPS Cases of Child Abuse/Neglect	29,341	29,458
Average Number of Open CPS Investigations per Month	25,200	25,200
Number of Children in PRS Conservatorship Who Are Adopted	1,932	2,118

**Efficiencies:**

Average Monthly Cost per Open CPS Investigation	137	132
Average Weighted CPS Caseload per Worker	21.1	21.3

**DEPARTMENT OF PROTECTIVE AND REGULATORY SERVICES**  
(Continued)

<b>A.1.3. Strategy:</b> CPS PURCHASED SERVICES	\$ 49,252,782	\$ 49,414,589
Provide purchased services to treat children who have been abused or neglected, to enhance the safety and well-being of children at risk of abuse and neglect, and to enable families to provide safe and nurturing home environments for their children.		
<b>Output (Volume):</b>		
Average Number of Children Living at Home Receiving Purchased Services per Month	4,262	4,298
Number of Days of Child Day Care Paid per Month	82,215	82,398
<b>Efficiencies:</b>		
Average Cost per Child for Purchased Services	389	387
 <b>A.1.4. Strategy:</b> INTENSIFIED FAMILY PRESERVATION	 \$ 14,491,311	 \$ 14,491,311
Provide intensified family preservation services to prevent unnecessary removal from their homes of children at risk of abuse and neglect, and intensified family reunification services to enable the early and safe return of children to their homes.		
<b>Output (Volume):</b>		
Average Number of Families Receiving Intensified Family Preservation Services per Month	1,504	1,617
<b>Efficiencies:</b>		
Average Cost per Family Receiving Intensified Family Preservation/ Reunification Services	518	482
 <b>A.1.5. Strategy:</b> FOSTER CARE/ADOPTION PAYMENTS	 \$ 269,511,067	 \$ 280,407,903
Provide funding for foster care services and adoption subsidies for children who need them.		
<b>Output (Volume):</b>		
Average Number of Days per Month of Foster Care for All Levels of Care	374,323	383,929
Average Number of Children (FTE) Served in Paid Foster Care per Month	11,897	12,242
Average Number of Children Provided Adoption Subsidy per Month	9,846	10,918
<b>Efficiencies:</b>		
Average Expenditures for Foster Care per Month for All Levels of Care	17,880,866	18,296,586
Average Monthly Payment per Child (FTE) in Paid Foster Care	1,502.97	1,494.57
Average Monthly Payment per Adoption Subsidy	429.33	431.51
 <b>A.1.6. Strategy:</b> AT-RISK PREVENTION SERVICES	 \$ 46,396,497	 \$ 46,511,668
Provide funding and support for community-based prevention programs to alleviate the conditions that lead to child abuse/neglect and juvenile crime.		
<b>Output (Volume):</b>		
Average Number of STAR Youth Served per Month	5,959	5,959
Average Number of CYD Youth Served per Month	4,709	5,374
 <b>A.1.7. Strategy:</b> HOPE CENTER	 \$ 1,823,881	 \$ 1,823,881
Provide alternate treatment for youth through contract with Hope Center.		
<b>Output (Volume):</b>		
Number of Children Served by Hope Center Monthly	72	72

**DEPARTMENT OF PROTECTIVE AND REGULATORY SERVICES**  
(Continued)

<b>A.2.1. Strategy: ADULT PROTECTIVE SERVICES</b>	\$ 27,314,610	\$ 27,456,270
Provide a comprehensive and consistent system for the investigation of reports of abuse, neglect, and exploitation of vulnerable adults and provide services to alleviate and prevent the recurrence of cases of maltreatment.		
<b>Output (Volume):</b>		
Number of Completed APS Investigations	56,033	58,478
Number of Confirmed APS Cases	40,051	41,799
Number of APS Clients Receiving Guardianship Services	632	698
<b>Efficiencies:</b>		
Average Monthly Cost per APS Investigation	171	163
<b>A.2.2. Strategy: MHMR INVESTIGATIONS</b>	\$ 4,649,258	\$ 4,649,258
Provide a comprehensive and consistent system for the investigation of reports of abuse, neglect, and exploitation of persons receiving services through MHMR facilities and community MHMR centers.		
<b>Output (Volume):</b>		
Number of Completed Investigations: MHMR Facilities	7,748	8,235
<b>Efficiencies:</b>		
Average Monthly Cost per MHMR Investigation	351	331
<b>A.3.1. Strategy: CHILD CARE REGULATION</b>	\$ 21,416,709	\$ 19,431,487
Provide a comprehensive system of consultation, licensure, and regulation which ensures the maintenance of minimum standards by day care facilities, residential child care facilities, registered family homes, child-placing agencies, and residential child care facility administrators.		
<b>Output (Volume):</b>		
Number of Inspections	40,025	40,025
<b>Efficiencies:</b>		
Average Cost per Inspection	204	199
<b>A.4.1. Strategy: MAINTAIN AUTOMATED SYSTEM</b>	<u>\$ 13,082,601</u>	<u>\$ 11,320,836</u>
Maintain the Child and Adult Protective System (CAPS) to support investigations and the delivery of protective services.		
<b>Output (Volume):</b>		
Number of Automated Workstations Connected to the CAPS Network	7,412	7,415
<b>Total, Goal A: PROTECTIVE SERVICES</b>	<u>\$ 630,570,970</u>	<u>\$ 637,057,423</u>
<b>B. Goal: INDIRECT ADMINISTRATION</b>		
<b>B.1.1. Strategy: CENTRAL ADMINISTRATION</b>	\$ 9,680,343	\$ 9,527,428
<b>B.1.2. Strategy: INFORMATION RESOURCES</b>	\$ 6,638,183	\$ 6,414,784
<b>B.1.3. Strategy: OTHER SUPPORT SERVICES</b>	\$ 1,052,365	\$ 1,052,365
<b>B.1.4. Strategy: REGIONAL ADMINISTRATION</b>	<u>\$ 5,517,120</u>	<u>\$ 5,516,875</u>
<b>Total, Goal B: INDIRECT ADMINISTRATION</b>	<u>\$ 22,888,011</u>	<u>\$ 22,511,452</u>
<b>Grand Total, DEPARTMENT OF PROTECTIVE AND REGULATORY SERVICES</b>	<u>\$ 653,458,981</u>	<u>\$ 659,568,875</u>



**DEPARTMENT OF PROTECTIVE AND REGULATORY SERVICES**  
(Continued)

**Method of Financing:**

<u>General Revenue Fund</u>		
General Revenue Fund	\$ 47,836,519	\$ 48,366,837
General Revenue Match for Medicaid	25,816,525	25,333,582
GR MOE for Temporary Assistance for Needy Families	75,478,114	76,437,087
General Revenue Match for Title IV-E Foster Care/ Adoption Payments	63,165,312	66,806,114
Earned Federal Funds, estimated	<u>4,821,459</u>	<u>4,821,459</u>
 Subtotal, General Revenue Fund	 <u>\$ 217,117,929</u>	 <u>\$ 221,765,079</u>
 General Revenue Fund - Dedicated - Compensation to Victims of Crime Account No. 469	 1,374,758	 1,374,758
 Federal Funds	 429,575,507	 431,171,567
<u>Other Funds</u>		
Appropriated Receipts	3,435,487	3,452,171
Interagency Contracts	<u>1,955,300</u>	<u>1,805,300</u>
 Subtotal, Other Funds	 <u>\$ 5,390,787</u>	 <u>\$ 5,257,471</u>
 <b>Total, Method of Financing</b>	 <b><u>\$ 653,458,981</u></b>	 <b><u>\$ 659,568,875</u></b>

<b>Number of Full-time Equivalent Positions (FTE)</b>	6,680.0	6,683.0
---	---------	---------

**Schedule of Exempt Positions**

Executive Director, Group 4	\$115,000	\$115,000
-----------------------------	-----------	-----------

1. **Capital Budget.** None of the funds appropriated above may be expended for capital budget items except as listed below. The amounts shown below shall be expended only for the purposes shown and are not available for expenditure for other purposes. Amounts appropriated above and identified in this provision as appropriations either for "Lease Payments to the Master Lease Purchase Program" or for items with an "(MLPP)" notation shall be expended only for the purpose of making lease-purchase payments to the Texas Public Finance Authority pursuant to the provisions of V.T.C.S., Art. 601d, Sec. 9A.

	<u>2000</u>	<u>2001</u>
a. Acquisition of Information Resource Technologies		
(1) Lease Payments to the Master Lease Purchase Program (1998-99)	\$ 1,455,323	\$ 1,390,556
(2) Application Server Upgrade and Expansion	520,000	0
(3) Child and Adult Protective System (CAPS) Network Upgrades and Replacement	251,000	253,000
(4) Automate Child Care Licensing	1,280,500	0
(5) Improve Child and Adult Protective System (CAPS)	226,822	0

**DEPARTMENT OF PROTECTIVE AND REGULATORY SERVICES**  
(Continued)

(6) Telecommunication Upgrade and Acquisition	\$ 213,870	\$ 0
Total, Acquisition of Information Resource Technologies	\$ 3,947,515	\$ 1,643,556
b. Repair or Rehabilitation of Buildings and Facilities	\$ 50,000	\$ 50,000
Total, Capital Budget	\$ 3,997,515	\$ 1,693,556

Method of Financing (Capital Budget):

<u>General Revenue Fund</u>		
General Revenue Fund	\$ 2,308,086	\$ 1,693,556
General Revenue Match for Medicaid	<u>58,911</u>	<u>0</u>
Subtotal, General Revenue Fund	\$ 2,366,997	\$ 1,693,556
Federal Funds	<u>1,630,518</u>	<u>0</u>
Total, Method of Financing	\$ 3,997,515	\$ 1,693,556

2. **Substitute Care Permanency Goal.** In order to comply with P.L. 96-272, it is the intent of the Legislature that the Department of Protective and Regulatory Services actively seek permanent homes for the children who are in the department's substitute care program for long periods. To this end, the department shall seek to limit the number of children under the department's responsibility who are in substitute care for a period longer than 24 months. The department shall strive to assure that no more than forty-five percent (45%) of the children in paid placements are in substitute care for more than 24 months for fiscal years 2000 and 2001.

Further, it is the intent of the Legislature that whenever possible, the department shall utilize state and/or federal funds currently being expended for substitute care to cover the cost of assuring permanent homes where appropriate for foster children.

3. **Limitation on Expenditures for Conservatorship Suits.** To the extent allowed by federal regulation, federal funds may be used by the department in conjunction with funds provided by counties with which the department has child welfare contracts, to pay for legal representation for children or their parents in suits in which the department is seeking to be named conservator. No general revenue funds appropriated to the department may be used to make such payments.
4. **Reappropriation of Funds.** All funds received by the department from counties, cities, and other local sources and all balances from such sources as of August 31, 1999, are hereby appropriated for the biennium ending August 31, 2001, for the purpose of carrying out the provisions of this Act. (Estimated to be \$0).
5. **Accounting of Support Costs.** The State Comptroller shall establish separate accounts from which certain support costs shall be paid. The Department of Protective and Regulatory Services is hereby authorized to make transfers into separate accounts from line item strategies in order to pay for these expenses in an efficient and effective manner. Only costs not directly attributable to a single program may be budgeted in or paid from these accounts. Items to be budgeted in and paid from these accounts include but are not limited to: postage, occupancy costs, equipment repair, telephones, office printing costs, supplies, freight and transport costs, telephone system costs, and salary and travel costs of staff whose function supports several

**DEPARTMENT OF PROTECTIVE AND REGULATORY SERVICES**  
(Continued)

programs. The department shall be responsible for monthly allocations of these costs to the original strategies.

6. **Tertiary Prevention of Child Abuse Programs.** From the amounts appropriated above, the Department of Protective and Regulatory Services shall allocate \$120,000 each fiscal year of the biennium for continuation of a statewide network of community-based, volunteer-driven programs for prevention, intervention, and aftercare services of abused children.
7. **Foster Care Rates.** It is the intent of the Legislature that the Department of Protective and Regulatory Services not reduce foster care rates during the 2000–01 biennium. The department may transfer funds into Strategy A.1.5., Foster Care/Adoption Payments, for the purpose of maintaining foster care rates. The department may not transfer funds out of Strategy A.1.5., Foster Care/Adoption Payments.

The department may also use funds in Strategy A.1.5., Foster Care/Adoption Payments, to recommend alternate service provision intake and investigation that will consider expansion of contract services, regional planning, service outcomes, and appropriate funding mechanisms to be tested in pilot projects. Such pilot approaches to innovative service delivery shall be designed in conjunction with providers, approved by the Health and Human Services Commission, and funded at no increased cost to the State. The department may include a modification of rates for existing and new pilot approaches implemented in this manner.

8. **Fund Transfers for Funds Consolidation.** For the purpose of funds consolidation, federal and other funds may be transferred into the General Revenue Fund from Department of Protective and Regulatory Services Fund 37. The initial deposit of federal funds shall be made into Fund 37 and no direct expenditures shall be made from this fund.
9. **Reimbursement of Advisory Committees.** Pursuant to V.T.C.A. Government Code, Section 2110.004, reimbursement of expenses for advisory committee members, out of funds appropriated above, is limited to the following advisory committees: Texas Multidisciplinary Task Force on Children's Justice, Child Abuse Prevention and Evaluation Committee, State Advisory Committee on Child Care Administrators and Facilities, and Advisory Committee to Promote Adoption of Minority Children.
10. **Earned Federal Funds.**
  - a. The Department of Protective and Regulatory Services shall submit a quarterly report to the Legislative Budget Board and the Governor which details revenues, expenditures, and balances for earned federal funds as of the last day of the prior quarter. The report shall be prepared in a format approved by the Legislative Budget Board.
  - b. The authority to receive and expend earned federal funds in excess of those appropriated above is subject to the following limitations:
    - (1) At least 14 days prior to any expenditure of earned federal funds in excess of those appropriated, the department shall report the earned federal funds received and provide documentation of the proposed use of these funds to the Legislative Budget Board, Governor's Office of Budget and Planning, and Health and Human Services Commission. At least 14 days prior to any meeting of the Board of Protective and Regulatory Services to consider a budget adjustment of any use of earned federal funds above levels indicated in the appropriation above or to consider any program expansion, the department shall report the earned federal funds received and provide documentation of the proposed use of these funds to the Legislative Budget Board, Governor's Office of Budget and Planning, and Health and Human Services Commission.

**DEPARTMENT OF PROTECTIVE AND REGULATORY SERVICES**  
(Continued)

- (2) Notifications shall include information regarding the need which will be served with the additional revenue. In the event program expansions are under consideration, information shall be forwarded regarding the population to be served; criteria for eligibility; and impact upon existing programs.
  - (3) The report shall include the information detailed in "b" and identify the impact on established performance targets, measures, and full-time equivalent positions.
- c. The method of financing item, Earned Federal Funds, for appropriations made above includes unexpended and unobligated balances of earned federal funds remaining as of August 31, 1999 and receipts earned in fiscal years 2000 and 2001.
11. **Sunset Contingency.** Funds appropriated above for fiscal year 2001 for the Department of Protective and Regulatory Services are made contingent on the continuation of the Department of Protective and Regulatory Services by the Legislature. In the event the agency is not continued, the funds appropriated for fiscal year 2000 or as much thereof as may be necessary are to be used to provide for the phase out of agency operations.
  12. **Contract Quality Assurance.** The department is hereby authorized to expend an amount not to exceed \$500,000 in each year of the biennium from funds appropriated above in A.1.3., CPS Purchased Services, and A.1.5., Foster Care/Adoption Payments, for the purpose of verifying, monitoring, and enforcing compliance with federal, state, and agency contract performance requirements.
  13. **Intensive Services to Parents.** The agency shall contract with existing organizations and established pilot projects to provide comprehensive and intensive early intervention and in-home parenting education. The outcomes should include but are not limited to preventing developmental delay, child abuse and neglect, school failure and other negative consequences for children.
  14. **At-Risk Prevention Services.**
    - a. Out of funds appropriated above in Strategy A.1.6., At-Risk Prevention Services, in each year of the biennium the department shall allocate not less than \$10,182,071 for the STAR Program; and not less than \$6,195,451 for Community Youth Development Grants.
    - b. Out of the funds appropriated above in Strategy A.1.6., At-Risk Prevention Services, the department may establish pilot projects utilizing community-based non-profit organizations which meet the following criteria:
      - (1) The recipient organization must:
        - i. serve at-risk youth,
        - ii. match any state dollars received,
        - iii. offer daily access to its programs,
        - iv. maintain trained staff, and
        - v. maintain a dedicated facility.
      - (2) The department shall report to the Legislative Budget Board and the Governor on the outcome of the pilot projects.
  15. **Medicaid and Other Reporting Requirements.**
    - a. None of the funds appropriated by this Act to the Department of Protective and Regulatory Services may be expended or distributed by the department unless:

**DEPARTMENT OF PROTECTIVE AND REGULATORY SERVICES**  
(Continued)

- (1) the department submits to the Legislative Budget Board and the Governor a copy of each report submitted to the federal government relating to the Medicaid program, the Foster Care and Adoption Assistance program and the Child Welfare Services program. This shall include, but is not limited to:
- i. expenditure data;
  - ii. caseload data;
  - iii. cost allocation revisions;
  - iv. State plan amendments; and
  - v. State plan waivers, including, but not limited to applications for new waivers and changes to existing waiver services, costs or authorized number of clients.

Such reports shall be submitted to the Legislative Budget Board and the Governor no later than the date the respective report is submitted to the federal government, and

- (2) the department submits to the Legislative Budget Board and the Governor at the end of each month:
- i. a report detailing the foster care and adoption assistance caseload figures and related expenditure amounts, by level of care, for the preceding month; and
  - ii. a report projecting the anticipated foster care and adoption assistance caseloads for the 36 month period beginning with the first month after the report is due.
- b. Each report submitted to the Legislative Budget Board and the Governor pursuant to this provision must be accompanied by supporting documentation detailing the sources and methodologies utilized to develop any caseload or cost projections contained in each respective report and any other supporting materials as specified by the Legislative Budget Board and the Governor.
- c. Each report submitted pursuant to this provision must contain a certification by the person submitting the report, that the information provided is true and correct based upon information and belief together with supporting documentation.
- d. The Comptroller of Public Accounts shall not allow the expenditure of funds appropriated by this Act to the Department of Protective and Regulatory Services if the Legislative Budget Board and the Governor certifies to the Comptroller of Public Accounts that the Department of Protective and Regulatory Services is not in compliance with this provision.

16. **Caseworker and Other Reporting Requirements.** None of the funds appropriated by this Act to the Department of Protective and Regulatory Services may be expended or distributed by the department unless the department submits to the Legislative Budget Board and the Governor at the end of each quarter a report detailing the number of caseworkers and casework supervisors assigned to the Child Protective Services program, the Adult Protective Services program, and the Child Care Regulation program. The format and content of the report shall be prescribed by the Legislative Budget Board.

17. **Appropriation Transfer Between Fiscal Years.** In addition to the transfer authority provided elsewhere in this Act, the Department of Protective and Regulatory Services may transfer appropriations made above for Strategy A.1.5 (Foster Care/Adoption Payments) for fiscal year 2001 to fiscal year 2000, subject to the following conditions provided by this section:
- a. Transfers under this section may be made only if costs associated with providing foster care and adoption assistance payments exceed the funds appropriated for these payments for fiscal year 2000;
  - b. Transfers may not exceed \$10,000,000 in general revenue;

**DEPARTMENT OF PROTECTIVE AND REGULATORY SERVICES**  
(Continued)

- c. A transfer authorized by this section must receive the prior approval of the Legislative Budget Board and the Governor; and
  - d. The Comptroller of Public Accounts shall cooperate as necessary to assist the completion of a transfer and spending made under this section.
18. **Community Youth Development Program.** Out of funds appropriated above in Strategy A.1.6., At-Risk Prevention Services, \$500,000 in 2000 and \$500,000 in 2001 shall be allocated to the Community Youth Development Program for the purpose of increasing the total number of Community Youth Development sites by two from 13 to 15.
19. **Independent Living Program.** The Department of Protective and Regulatory Services is hereby authorized to use up to \$375,000 for fiscal year 2000 and \$375,000 for fiscal year 2001 from General Revenue Funds appropriated above to match Title IVE Federal Funds designated for the Texas Independent Living Program.
20. **Contingency Appropriation for Senate Bill 1574.** Contingent upon the enactment of Senate Bill 1574, or similar legislation transferring responsibility for the Parents As Teachers program and the Dan Kubiak Buffalo Soldiers program to the Department of Protective and Regulatory Services, by the Seventy-sixth Legislature, Regular Session, the appropriations for Strategy A.1.6., At-Risk Prevention Services, are hereby increased by the following amounts:
- a. \$375,000 in General Revenue funds transferred from the Texas Department of Mental Health and Mental Retardation in each fiscal year of the biennium for the Parents as Teachers program; and
  - b. \$250,000 in General Revenue funds transferred from the Texas Juvenile Probation Commission in each fiscal year of the biennium for the Dan Kubiak Buffalo Soldiers program.

The Department of Protective and Regulatory Services is hereby authorized to transfer the appropriation made pursuant to this provision to the appropriate strategy item listed above.

21. **Foster Care Rate Increase.** Out of the amounts appropriated above, the Department of Protective and Regulatory Services is appropriated \$6,569,197 in general revenue and \$22,710,803 in federal funds for the biennium for reimbursement increases for foster care providers. It is the intent of the Legislature that the Department of Protective and Regulatory Services, with input from providers, clients, advocates, and key stakeholders, review the foster care rate methodology and revise as necessary to provide appropriate levels of service.
22. **Hope Center.** The Department of Protective and Regulatory Services shall establish additional reporting requirements and performance measures for Hope Center to facilitate comparison with like entities. It is the intent of the legislature that the Hope Center compete with like entities in providing the services to children funded in Strategy A.1.7., Hope Center, beginning September 1, 2001.
23. **Travel for Child Abuse Investigations.** The limitation on travel expenditures in Article IX of this Act does not apply to the Department of Protective and Regulatory Services in instances of travel expenditures directly associated with child abuse and neglect investigations. The Department of Protective and Regulatory Services shall annually notify the Comptroller, the Legislative Budget Board, and the Governor of travel expenditures exempted under this section.
24. **Contingency Appropriation: House Bill 3778.** Contingent upon passage of House Bill 3778 or similar legislation, out of funds appropriated above, the Department of Protective and Regulatory Services may employ at least one child protective services safety coordinator in

**DEPARTMENT OF PROTECTIVE AND REGULATORY SERVICES**  
(Continued)

each administrative region. The child protective services safety coordinator shall focus solely on child safety issues and the region's effectiveness in providing safety to children.

**REHABILITATION COMMISSION**

	For the Years Ending August 31, 2000	August 31, 2001
<b>A. Goal: SERVICE DELIVERY SYSTEM</b>		
To provide an integrated system of service delivery options which promotes informed client choice in the delivery of services leading to employment of choice, living as independently as possible, and accessing high quality services.		
<b>Outcome (Results/Impact):</b>		
Percent of Employed Rehabilitants Earning at Least Minimum Wage	93%	93%
<b>A.1.1. Strategy: REHABILITATION SERVICES</b>	\$ 156,826,932	\$ 157,908,653
Rehabilitate and place people with disabilities in competitive employment or other appropriate settings, consistent with informed consumer choice and abilities.		
<b>Output (Volume):</b>		
Number of Eligible Clients Provided Vocational Rehabilitation Services	112,747	113,484
Number of Eligible Clients Rehabilitated and Employed	25,127	25,285
Number of Individuals Whose TRC-supported Training and Education Extended Past Two Years	2,363	2,363
<b>Efficiencies:</b>		
Cost per Client Rehabilitated and Employed	6,241	6,245
Average Length of TRC-supported Training and Education Courses Before Employment (Months)	16	16
Average Cost per Individual in a TRC-supported Training and Education Course	867	867
<b>A.2.1. Strategy: EXTENDED REHABILITATION</b>	\$ 3,943,717	\$ 3,943,717
Provide Extended Rehabilitation Services (ERS) which emphasize community integrated employment and strive to expand employment opportunities for Texans with disabilities who need ongoing support to obtain and maintain employment offering competitive wages and benefits consistent with consumer choice.		
<b>Output (Volume):</b>		
Number of Extended Rehabilitation Services Clients Working in Community Integrated Employment	963	963
Number of Extended Rehabilitation Services Clients Working in Alternative Sheltered Employment	385	385
<b>Efficiencies:</b>		
Average Cost per Client	2,894	2,894
<b>A.2.2. Strategy: PERSONAL ATTENDANT</b>	\$ 1,485,000	\$ 1,485,000
Provide consumer-driven Personal Attendant Services to support people with disabilities in competitive employment statewide.		

**REHABILITATION COMMISSION**  
(Continued)

**Output (Volume):**

Number of People Who Received Personal Attendant Services Through Rehabilitation Commission

142                      142

**Efficiencies:**

Cost per Person Receiving Personal Attendant Services

10,439                      10,439

**A.3.1. Strategy: INDEPENDENT LIVING CENTERS**  
Work with Independent Living Centers and the State Independent Living Council (SILC) to establish the centers as financially and programmatically independent from TRC and financially and programmatically accountable for achieving independent living outcomes with their clients.

\$ 1,440,283    \$ 1,440,283

**Output (Volume):**

Number of People Receiving Services From TRC Supported Independent Living Centers

3,822                      3,822

**A.3.2. Strategy: INDEPENDENT LIVING SERVICES**  
Provide consumer-driven and TRC counselor-supported Independent Living Services to people with severe disabilities statewide.

\$ 3,050,374    \$ 3,050,374

**Output (Volume):**

Number of People Receiving TRC Supported Independent Living Services

2,091                      2,091

**A.3.3. Strategy: COMPREHENSIVE REHABILITATION**

\$ 9,894,713    \$ 9,894,713

Provide consumer-driven and counselor-supported Comprehensive Rehabilitation Services for people with traumatic brain injuries or spinal cord injuries.

**Output (Volume):**

People Receiving Comprehensive Rehabilitation Services

512                      512

**Efficiencies:**

Cost per CRS Client

20,028                      20,028

**A.3.4. Strategy: DEAF-BLIND SERVICES**

\$ 4,239,716    \$ 4,803,356

Provide an array of consumer-driven services for people who are deaf-blind with multiple disabilities so they can live as independently as possible, and expand parent/family training efforts.

**Output (Volume):**

Number of Persons Receiving Individualized Residential Services

115                      130

**Efficiencies:**

Cost per Deaf-Blind Multiple Disabilities Client Served

36,771                      36,771

**A.4.1. Strategy: TRANSITIONAL PLANNING**

\$ 414,905    \$ 414,905

Provide a Transition Planning Program for students with disabilities.

**Output (Volume):**

Number of Students Referred by School Districts to TRC Programs

3,937                      3,937

**Total, Goal A: SERVICE DELIVERY SYSTEM**

\$ 181,295,640    \$ 182,941,001

**B. Goal: DISABILITY DETERMINATION**

Enhance service to persons with disabilities by achieving accuracy and timeliness within the Social Security Administration disability program guidelines and improving



**REHABILITATION COMMISSION**  
(Continued)

the cost-effectiveness of the decision making process in the Disability Determination Services.

**Outcome (Results/Impact):**

Percent of Case Decisions That Are Accurate 95% 95%

**B.1.1. Strategy:** DDS DETERMINATION \$ 71,735,046 \$ 73,169,747  
Enhance cost-effective methods in administering disability determination services.

**Output (Volume):**  
Number of Cases Determined 243,254 248,119

**Efficiencies:**  
Cost per Case Determination 289 289

**C. Goal: PROGRAM INITIATIVES**

Strengthen our continuum of direct service programs with legislative and strategic initiatives which promote innovation in meeting the needs of Texans with disabilities and emphasize effective interaction with consumers and advocates.

**Outcome (Results/Impact):**

Percent of Total Developmental Disabilities Plan Activities Initiated 87% 87%

**C.1.1. Strategy:** PROMOTE INDEPENDENCE \$ 4,025,854 \$ 4,032,212  
Promote the independence, productivity, and integration of people with developmental disabilities in Texas.

**D. Goal: INDIRECT ADMINISTRATION**

**D.1.1. Strategy:** CENTRAL ADMINISTRATION \$ 7,410,584 \$ 7,593,241  
**D.1.2. Strategy:** INFORMATION RESOURCES \$ 6,960,809 \$ 6,183,688  
**D.1.3. Strategy:** OTHER SUPPORT SERVICES \$ 5,178,823 \$ 5,345,358

**Total, Goal D: INDIRECT ADMINISTRATION** \$ 19,550,216 \$ 19,122,287

**Grand Total, REHABILITATION COMMISSION** \$ 276,606,756 \$ 279,265,247

**Method of Financing:**

General Revenue Fund

General Revenue Fund \$ 12,422,126 \$ 12,668,671  
General Revenue Match for Medicaid 1,538,584 1,759,946  
GR for Vocational Rehabilitation 34,066,057 35,035,223

Subtotal, General Revenue Fund \$ 48,026,767 \$ 49,463,840

General Revenue Fund - Dedicated - Comprehensive Rehabilitation Account No. 107 8,300,000 8,300,000

Federal Funds 219,848,546 221,069,964

Other Funds

Appropriated Receipts 19,643 19,643  
Interagency Contracts 411,800 411,800

Subtotal, Other Funds \$ 431,443 \$ 431,443

**Total, Method of Financing** \$ 276,606,756 \$ 279,265,247

**REHABILITATION COMMISSION**  
(Continued)

<b>Number of Full-time Equivalent Positions (FTE)</b>	2,603.5	2,603.5
---	---------	---------

**Schedule of Exempt Positions and Per Diem of Commission Members**

Commissioner, Group 4	\$95,000	\$95,000
Per Diem of Commission Members	4,960	4,960

1. **Capital Budget.** None of the funds appropriated above may be expended for capital budget items except as listed below. The amounts shown below shall be expended for the purposes shown and are not available for expenditures for other purposes. Amount appropriated above have been identified in this provision as appropriations either for "Lease payments to Master Lease Purchase Program" or for items with an "(MLPP)" notation shall be expended only for the purpose of making lease-purchase payments to the Texas Public Finance Authority pursuant to the provisions of V.T.C.S., Article 601d, Sec. 9A.

	2000	2001
<b>Out of Federal Funds:</b>		
a. <b>Acquisition of Information Resource Technologies</b>		
(1) Automation Improvements for Disability Determination Services (DDS)	\$ 3,950,000	\$ 3,895,000
(2) Current mainframe and existing operations	2,067,989	6,159
(3) Computer equipment for new field staff	5,597,000	4,863,249
(4) MLPP Payments for Prior Acquisitions	\$ 307,760	\$ 153,341
<b>Total, Acquisition of Information Resource Technologies</b>	<b>\$ 11,922,749</b>	<b>\$ 8,917,749</b>
b. <b>Transportation Items</b>		
(1) Transportation vehicles and associated costs	\$ 17,500	\$ 60,000
<b>Total, Capital Budget</b>	<b>\$ 11,940,249</b>	<b>\$ 8,977,749</b>

2. **Texas Traumatic Brain Injury Advisory Board.** Out of funds appropriated above in C.1.1., Promote Independence, \$20,000 in each year of the biennium is allocated to fund the Texas Traumatic Brain Injury Advisory Board.
3. **Reimbursement of Advisory Committee Members.** Pursuant to V.T.C.A., Government Code, Section 2110.004, reimbursement of expenses for Advisory Committee Members, out of funds appropriated above, is limited to the following advisory committees: State Independent Living Council, Texas Rehabilitation Advisory Council, Planning Council for Developmental Disabilities, Medical Consultation Committee, Deaf-Blind Advisory Committee, Comprehensive Rehabilitation Advisory Committee, Community Rehabilitation Advisory Committee, Regional Consumer Advisory Committee, and Texas Traumatic Brain Injury Advisory Board.
4. **Subrogation Receipts.** Included in amounts appropriated above are subrogation receipts collections from the 2000-01 biennium, which are \$50,000 annually.
5. **Sunset Contingency.** Funds appropriated above for fiscal year 2001 for the Rehabilitation Commission are made contingent on the continuation of the Rehabilitation Commission by the Legislature. In the event that the agency is not continued, the funds appropriated for fiscal year 2000 or as much thereof as may be necessary are to be used to provide for the phase out of agency operations.

**REHABILITATION COMMISSION**  
(Continued)

6. **Sunset Contingency.** Funds appropriated above in Strategy C.1.1., in the amount of \$4,032,212 for fiscal year 2001 for the Developmental Disabilities Council are made contingent on the continuation of the Developmental Disabilities Council by the Legislature. In the event the council is not continued, the funds, \$4,025,854 appropriated for the fiscal year 2000 or as much there of as may be necessary are to be used to provide for the phase out of council operations.
7. **Notification of Federal Funds Distribution.** The Texas Rehabilitation Commission shall notify the Legislative Budget Board and the Governor of its intent to redirect General Revenue funds to obtain additional federal funds for the Vocational Rehabilitation program. The notification shall include the original purpose and item of appropriation for which the General Revenue Funds were appropriated, and the effect on measures and/or full-time equivalent positions for all affected strategies. The notification shall be made at least 30 days prior to requesting additional federal funding for the Vocational Rehabilitation program.
8. **FTE Designation: Disability Council.** The Texas Rehabilitation Commission is authorized up to 2,603.5 in 2000 and 2,603.5 in 2001 in Full-Time Equivalent (FTE) positions. It is the intent of the Legislature that 17 FTEs each fiscal year are designated for Strategy C.1.1., Promote Independence, for the Developmental Disabilities Council.
9. **Contingency Reduction in Appropriations for House Bill 1402.** Contingent upon the enactment of House Bill 1402, Seventy-sixth Legislature, Regular Session, or similar legislation relating to limiting payments for services to the standard Medicare rates, the Rehabilitation Commission general revenue appropriations shall be reduced by \$915,900 in fiscal year 2000 and \$1,512,300 in fiscal year 2001.

**Retirement and Group Insurance**

	For the Years Ending August 31, 2000	August 31, 2001
<b>A. Goal: EMPLOYEES RETIREMENT SYSTEM</b>		
<b>A.1.1. Strategy: RETIREMENT CONTRIBUTIONS</b>	\$ 86,373,374	\$ 88,546,389
Provide an actuarially sound level of funding as defined by state law. Estimated		
<b>A.1.2. Strategy: GROUP INSURANCE</b>	\$ 198,851,670	\$ 209,334,700
Provide a basic health care and life insurance program for general state employees. Estimated		
 <b>Total, Goal A: EMPLOYEES RETIREMENT SYSTEM</b>	<b>\$ 285,225,044</b>	<b>\$ 297,881,089</b>
 <b>Grand Total, RETIREMENT AND GROUP INSURANCE</b>	<b>\$ 285,225,044</b>	<b>\$ 297,881,089</b>
 <b>Method of Financing:</b>		
General Revenue Fund, estimated	\$ 135,396,122	\$ 139,918,542
General Revenue Fund - Dedicated, estimated	1,909,535	1,986,824

**Retirement and Group Insurance  
(Continued)**

Federal Funds, estimated	147,912,237	155,968,182
Other Special State Funds, estimated	<u>7,150</u>	<u>7,541</u>
<b>Total, Method of Financing</b>	<b>\$ <u>285,225,044</u></b>	<b>\$ <u>297,881,089</u></b>

**Social Security and Benefit Replacement Pay**

	For the Years Ending	
	August 31, 2000	August 31, 2001
<b>A. Goal: SOCIAL SECURITY/BENEFIT REPLACEMENT</b>		
To provide funding to the Comptroller of Public Accounts for Social Security Contributions and Benefit Replacement Pay.		
<b>A.1.1. Strategy: STATE MATCH -- EMPLOYER</b>	\$ 107,020,239	\$ 109,712,660
Provide an employer match for Social Security contributions. Estimated		
<b>A.1.2. Strategy: BENEFIT REPLACEMENT PAY</b>	<u>\$ 34,288,207</u>	<u>\$ 31,199,444</u>
Provide Benefit Replacement Pay to eligible employees. Estimated		
<b>Total, Goal A: SOCIAL SECURITY/BENEFIT REPLACEMENT</b>	<b>\$ <u>141,308,446</u></b>	<b>\$ <u>140,912,104</u></b>
<b>Grand Total, SOCIAL SECURITY AND BENEFIT REPLACEMENT PAY</b>	<b>\$ <u>141,308,446</u></b>	<b>\$ <u>140,912,104</u></b>
<b>Method of Financing:</b>		
General Revenue Fund, estimated	\$ 65,487,147	\$ 65,316,250
General Revenue Fund - Dedicated, estimated	1,129,972	1,130,484
Federal Funds, estimated	74,686,086	74,460,200
Other Special State Funds, estimated	<u>5,241</u>	<u>5,170</u>
<b>Total, Method of Financing</b>	<b>\$ <u>141,308,446</u></b>	<b>\$ <u>140,912,104</u></b>

## Bond Debt Service Payments

	For the Years Ending August 31, <u>2000</u>	Ending August 31, <u>2001</u>
<b>A. Goal: FINANCE CAPITAL PROJECTS</b>		
To provide funding to the Texas Public Finance Authority for the payment of general obligation bond debt service requirements.		
<b>A.1.1. Strategy: BOND DEBT SERVICE</b>	\$ 18,798,640	\$ 18,031,135
		<b>&amp; U.B.</b>
Make general obligation bond debt service payments in compliance with bond covenants.		
<b>Grand Total, BOND DEBT SERVICE PAYMENTS</b>	<b><u>\$ 18,798,640</u></b>	<b><u>\$ 18,031,135</u></b>
 <b>Method of Financing:</b>		
General Revenue Fund	\$ 18,436,202	\$ 17,690,569
Current Fund Balance	<u>362,438</u>	<u>340,566</u>
<b>Total, Method of Financing</b>	<b><u>\$ 18,798,640</u></b>	<b><u>\$ 18,031,135</u></b>

## Lease Payments

	For the Years Ending August 31, <u>2000</u>	Ending August 31, <u>2001</u>
<b>Out of the General Revenue Fund:</b>		
<b>A. Goal: FINANCE CAPITAL PROJECTS</b>		
To provide funding to the General Services Commission for payment to Texas Public Finance Authority for the payment of revenue bond debt service requirements.		
<b>A.1.1. Strategy: LEASE PAYMENTS</b>	\$ 7,255,161	\$ 7,565,378
		<b>&amp; U.B.</b>
Make lease payments to the Texas Public Finance Authority on facilities financed through the Texas Public Finance Authority.		
<b>Grand Total, LEASE PAYMENTS</b>	<b><u>\$ 7,255,161</u></b>	<b><u>\$ 7,565,378</u></b>

## SPECIAL PROVISIONS RELATING TO ALL HEALTH AND HUMAN SERVICES AGENCIES

Sec. 2. **Special Provisions.** The following special provisions, unless otherwise specified, shall apply to all health and human service agencies covered by this article.

1. **Night Shift Differential.** The Department of Mental Health and Mental Retardation, the Department of Health, and the Health and Human Services Consolidated Print Shop are authorized to pay an additional night shift salary differential not to exceed 10 percent of the monthly pay rate to personnel who work the 3 p.m. to 11 p.m. or the 11 p.m. to 7 a.m. shift or its equivalent.
2. **Services to Employees.** Out of the appropriations authorized, the Department of Mental Health and Mental Retardation and Department of Health may expend funds for the provision of first aid or other minor medical attention for employees injured in the course and scope of their employment and for the repair and/or replacement of employees' items of personal property which are damaged or destroyed in the course and scope of their employment so long as such items are medically prescribed equipment. Expenditures for such equipment may not exceed \$500 per employee per incident.
3. **Charges to Employees and Guests.** Collections for services rendered employees and guests shall be made by a deduction from the recipient's salary or by cash payment in advance. Such deductions and other receipts for these services from employees and guests are hereby reappropriated to the facility. Refunds of excess collections shall be made from the appropriation to which the collection was deposited.
  - a. As compensation for services rendered and notwithstanding any other provision in this Act, any facility under the jurisdiction of the respective governing boards may provide free meals for food service personnel and volunteer workers, and may furnish housing facilities, meals and laundry service in exchange for services rendered by interns, chaplains in training, and student nurses.
4. **New or Additional Facilities.** No funds appropriated may be spent for constructing new or additional facilities or for the purchase of sites therefor, without specific authorization of the Legislature. All facilities shall be kept where they are located by the Legislature, and all new buildings to be constructed shall be on these sites unless otherwise specifically authorized by the Legislature. For the purpose of this subsection, specific authorization may be granted either by basic statute or special authorization in this act.
5. **Revolving Petty Cash Funds.** Each facility under the Board of Health and Board of Mental Health and Mental Retardation may establish a petty cash fund to be maintained in cash or at a local bank. The petty cash fund, not to exceed \$25,000, shall be used only for making emergency payments and small purchases which will increase the efficiency of the operation; for payments to client workers on a regular payday basis; for use as change funds in specific locations where financial activities of the agency require a change fund, and for supplies and equipment purchases for sheltered workshops.
6. **Out-patient Clinics.**
  - a. Unless otherwise restricted, the Board of Health and Board of Mental Health and Mental Retardation shall charge for treatment and medication to patients treated on an out-patient basis at rates not to exceed the actual cost. An additional charge may be made for medication dispensed to patients at a rate not to exceed the cost to the State. Fee schedules for services and medications provided shall be reviewed on an annual basis. All fee schedules shall be based on the ability to pay on a sliding scale basis.

**SPECIAL PROVISIONS RELATING  
TO ALL HEALTH AND HUMAN SERVICES AGENCIES  
(Continued)**

- b. Unless otherwise restricted, proceeds from the sale of medications and from treatment are hereby reapportioned to the respective out-patient clinics or facilities.
7. **Data Processing Personnel.** The Department of Health, Department of Human Services, Department of Mental Health and Mental Retardation, and the Department of Protective and Regulatory Services may pay an evening or night shift salary differential not to exceed fifteen percent (15%) of the monthly pay rate to personnel in data processing operations who work the 3:00 p.m. to 11:00 p.m. shift or 11:00 p.m. to 7:00 a.m. shift, or their equivalents. A weekend shift salary differential not to exceed five percent (5%) of the monthly pay rate may be paid to persons who work weekend shifts. The evening or night shift salary differential may be paid in addition to the weekend shift salary differential for persons working weekend, evening or night shifts.
8. **Interagency Transfers.** As an exception to other provisions of this Act, the Commissioner of Health and Human Services is authorized to transfer funds between the health and human services agencies listed in Section 531.001, Government Code, subject to prior approval of the Governor and the Legislative Budget Board. No one transfer action may exceed 5 percent of the total yearly appropriation amount of the agency from which funds are being transferred. All transfers pursuant to this provision made shall be reported to the Governor's Office of Budget and Planning, and the Legislative Budget Board within 14 days of the transfer action.
9. **Approval of Transfers of Medicaid - Title XIX Funds.** As an exception to other provisions of this Act, a transfer that exceeds \$1 million of funds appropriated for Medicaid - Title XIX purposes between strategies of an agency receiving appropriations in this article cannot be made without the prior approval of the Commissioner of Health and Human Services established in Chapter 531 of the Government Code. The Commissioner shall establish procedures that expedite the approval process. Within 14 days of the transfer, agencies are to submit a report to the Legislative Budget Board, Governor's Office of Budget and Planning, and the Comptroller of Public Accounts. The report shall include information regarding affected strategies; method of finance; performance measure changes; and full-time equivalent positions due to the transfer of Medicaid funding.
10. **Annual Report - Professional Fee Exemption.** It is the intent of the Legislature that the Annual Report required by the General Provisions of this Act shall not include professional fees paid for routine or special examinations for the purpose of determining eligibility of individuals for any of the programs administered by the agencies in this article, professional fees for treatment, services or care for individual recipients, or for providing special needs or appliances for individual recipients, but shall include fees for professional services or consultative services rendered for the general administration of the department.
11. **Disposition of State Funds Available Resulting from Federal Match Ratio Change.** In the event the Federal Medical Assistance Percentage should be greater than 61.36 percent for federal fiscal year 2001, the following departments shall be authorized to expend the state funds thereby made available only to the extent authorized in writing by the Legislative Budget Board and Governor's Office of Budget and Planning: Department of Health; Department of Human Services; Department of Mental Health and Mental Retardation; and Department of Protective and Regulatory Services. A copy of such authorization shall be provided to the Comptroller of Public Accounts to assist in monitoring compliance with this provision.
12. **Costs Related to Co-location of Services and to Inter-agency Sharing of Support Functions and Services.** To provide an efficient and effective method of paying common support costs related to co-location of human services as required pursuant to the provision of Chapter 531 of the Government Code, and/or costs of performing support functions for multiple agencies, funds may be transferred between agencies for payment of such costs and agencies are authorized to deposit those funds into separate accounts for the purpose of paying shared costs

**SPECIAL PROVISIONS RELATING  
TO ALL HEALTH AND HUMAN SERVICES AGENCIES  
(Continued)**

including, but not limited to, postage, occupancy costs, equipment repair, telephones and telephone system costs, office printing costs, supplies, freight and transport costs, electronic data processing systems, or other business functions. Each agency shall be responsible for monthly allocations of these costs to the original strategies.

13. **Contracts for Purchase of Client Services.** No funds appropriated to an agency covered by this article may be utilized for contracts for the purchase of program-related client services unless:
  - a. such contracts include clearly defined goals, outputs, and measurable outcomes which directly relate to program objectives;
  - b. such contracts include clearly defined sanctions or penalties for noncompliance with contract terms and conditions;
  - c. such contracts specify the accounting, reporting, and auditing requirements applicable to funds received under the contract;
  - d. the agency has implemented a formal program using a risk assessment methodology to monitor compliance with financial and performance requirements under the contract, including a determination of whether performance objectives have been achieved; and
  - e. the agency has implemented a formal program to obtain and evaluate program costs information to ensure that all costs, including administrative costs, are reasonable and necessary to achieve program objectives.
14. **Attorney General Representation.** The Attorney General and the respective agency head of an agency identified in this provision are hereby authorized to jointly select one or more Assistant Attorneys General to be assigned to the respective agency. The following agencies are subject to this provision: Department of Health, Department of Human Services, Department of Mental Health and Mental Retardation, Health and Human Services Commission, and Department of Protective and Regulatory Services.
15. **Medicaid Managed Care Contracts.** The Health and Human Services Commission, Department of Health, Department of Human Services and the Department of Mental Health and Mental Retardation shall include and award value added points in the scoring of applications submitted for Medicaid managed care contracts. At a minimum, the following considerations are to be considered as items for value added points:
  - a. Continuity of care for the Medicaid client;
  - b. Graduate Medical Education as part of the delivery system; and
  - c. Amount of charity care provided by the party applying for a contract award.
16. **Transfer of Fund Balances.** Any interest, payments on principal, or balances remaining as of August 31, 1999, in Fund Numbers 15, 16, 17, and 18 are to be transferred by the State Comptroller of Public Accounts to the General Revenue Fund either annually or semiannually.
17. **Consolidated Waiver Pilot Project Authorization.** From funds appropriated in Article II for Medicaid waivers that serve people with disabilities, the Health and Human Services Commission is authorized to utilize up to \$2,500,000 for the biennium to develop and implement a pilot waiver program that would consolidate waiver services provided to eligible clients. Waiver programs affected under this provision include the Community Based Alternatives and Community Living Assistance and Support Services waivers at the Department of Human Services, the Medically Dependent Children's Waiver at the Department of Health,



**SPECIAL PROVISIONS RELATING  
TO ALL HEALTH AND HUMAN SERVICES AGENCIES  
(Continued)**

and the Home and Community Services waiver at the Department of Mental Health and Mental Retardation.

18. **Functional Assessment for Disability Services.** The Health and Human Services Commission is authorized to continue implementation of the provisions of House Bill 663, Seventy-fifth Legislature, requiring the development of a single functional assessment for all disability services. The health and human services agencies that provide long-term care programs based on a determination of disability as an eligibility criterion shall contribute, from amounts appropriated in this Article, a total of \$125,000 to the Health and Human Services Commission for development of the assessment tool. The Health and Human Services Commission shall determine the amounts to be contributed by each agency.
19. **Children's Medicaid Review.** The Department of Human Services shall implement procedures to automatically review children's eligibility for Medicaid when their families become ineligible for Temporary Assistance for Needy Families (TANF) and to ensure that their Medicaid coverage continues uninterrupted if they are eligible. The Department of Health and the Department of Human Services shall cooperate to ensure that the child continues to receive medical assistance without a gap in eligibility if the review required by this rider indicates that the child is eligible for medical assistance on another basis. The Department of Health shall make expenditures, out of funds appropriated above, in the Medicaid program for children determined to be eligible for the Medicaid program. No child shall receive Medicaid unless they are eligible because of their income level.
20. **Transfer Authority Contingent on House Bill 2641.** Contingent on the enactment of House Bill 2641, Seventy-sixth Legislature, or similar legislation continuing the Health and Human Services Commission, the Commissioner of Health and Human Services is authorized to make the following transfers, subject to prior approval by the Legislative Budget Board and the Governor, between health and human services agencies listed in HB 2641, including the Health and Human Services Commission, and between the strategies of each such agency, for the purpose of implementing the provisions of HB 2641 or similar legislation. Any such transfers shall be made solely for purpose of creating an efficient, integrated system of business operations across health and human service agencies, for achieving the efficient and effective operation of the Medicaid program, to maximize federal funds, or for other purposes specifically described in HB 2641 or similar legislation.
  - a. The Commissioner of Health and Human Services is authorized to transfer funds between health and human services agencies listed in HB 2641 including the Health and Human Services Commission, and between the strategies of each such agency, for the purpose of implementing the provisions of HB 2641 or similar legislation.
  - b. The Commissioner of Health and Human Services is authorized to transfer full-time equivalent positions 1) between the agencies named in HB 2641 and 2) from agencies named in HB 2641 to the Health and Human Services Commission, provided that such transfers shall not result in a net increase in the total number of full-time equivalent positions authorized for those agencies in this Act.
  - c. Funds appropriated to agencies listed in HB 2641 or similar legislation for capital budget items may only be expended for capital budget items listed in this article. Amounts shall be expended only for the purposes shown and are not available for expenditure for other purposes. In order to achieve the purposes of HB 2641, the Commissioner of Health and Human Services is authorized to transfer appropriations for capital budget items. Amounts appropriated for "Lease Payments to the Master Equipment Purchase Program" may not be transferred.

**SPECIAL PROVISIONS RELATING  
TO ALL HEALTH AND HUMAN SERVICES AGENCIES  
(Continued)**

- d. All fund transfers, transfers of full-time equivalent employees and transfer of appropriation authority for capital budget items made pursuant to this section shall be reported to the Governor's Office of Budget and Planning and the Legislative Budget Board no later than 30 days prior to the transfer action. Notifications shall include information regarding the source of funds to the transferred, and any changes in federal funds related to the proposed transfer, the agency and strategy from which the transfer is to be made and the agency and strategy to which the transfer is to be made, the need which was to be served through the original appropriation and the basis for the decrease in need, the need to be served in the strategy receiving the funds and the basis for selecting the strategy, and the purpose established in HB 2641 or similar legislation to be achieved by the transfer. In the event that the transfer could potentially impact client services, the notification shall include information regarding the client population potentially impacted and the impacted agencies' ability to operate existing programs.
21. **Contingency Reduction in Appropriations for House Bill 2641.** Contingent upon enactment of House Bill 2641, Seventy-sixth Legislature, or similar legislation relating to the continuation and functions of the operations of the Health and Human Services Commission, the Health and Human Services Commissioner shall identify \$284,020 in fiscal year 2001 from General Revenue Fund appropriations among Article II agencies to be reduced. The Commissioner shall identify the amounts by agency, strategy, and affected performance measures and report them to the Comptroller of Public Accounts, Legislative Budget Board and Governor. The reductions shall be made by September 1, 2000.
22. **Contingency Appropriation for Senate Bill 1587.** Contingent upon enactment of Senate Bill 1587, Seventy-sixth Legislature, or similar legislation, the Department of Human Services is hereby appropriated from the General Revenue Fund, \$875,000 to match with federal funds in fiscal year 2000 for the purpose of adapting its automated systems during the 2000-01 biennium and the Health and Human Services Commission is hereby appropriated \$390,000 from the General Revenue Fund each year of the biennium to match with federal funds for the purpose of enhanced efforts related to verification efforts of Medicaid services. The Commissioner of Health and Human Services shall identify \$8,450,000 from the General Revenue Fund appropriations among Article II agencies operating the Medicaid program in fiscal year 2001 to be reduced. The Commissioner shall identify the amounts by agency, strategy, and affected performance measures and report them to the Comptroller of Public Accounts, Legislative Budget Board and Governor. The reductions shall be made by September 1, 2000.
23. **Contingency Appropriation: Senate Bill 358.** Contingent upon enactment of Senate Bill 358, or similar legislation transferring licensing, surveying, and regulation activities related to intermediate care facilities for the mentally retarded, by the Seventy-sixth Legislature, Regular Session, any funds and full-time equivalent positions authorized to be transferred from one agency to another agency are hereby appropriated to the receiving agency for the biennium beginning September 1, 1999. The authorized number of full-time equivalent positions for an agency transferring full-time equivalent positions are hereby reduced by the number of positions transferred by that agency. The authorized number of full-time equivalent positions for an agency receiving full-time equivalent positions are hereby increased by the number of positions received by that agency. The Health and Human Services Commissioner shall oversee and approve the transfer process and shall notify the Legislative Budget Board and the Governor 30 days prior to the transfers. The notification shall identify funding amounts (including methods of finance), affected strategies, performance measures and number of full-time equivalent positions.
24. **Contingency Appropriation: Senate Bill 374.** Contingent upon enactment of Senate Bill 374, or similar legislation transferring funding and full-time equivalent positions for certain long-term care programs, by the Seventy-sixth Legislature, Regular Session, any funds and full-time

**SPECIAL PROVISIONS RELATING  
TO ALL HEALTH AND HUMAN SERVICES AGENCIES  
(Continued)**

equivalent positions authorized to be transferred from one agency to another agency are hereby appropriated to the receiving agency for the biennium beginning September 1, 1999. The authorized number of full-time equivalent positions for an agency transferring full-time equivalent positions are hereby reduced by the number of positions transferred by that agency. The authorized number of full-time equivalent positions for an agency receiving full-time equivalent positions are hereby increased by the number of positions received by that agency. The Health and Human Services Commissioner shall oversee and approve the transfer process and shall notify the Legislative Budget Board and the Governor 30 days prior to the transfers. The notification shall identify funding amounts (including methods of finance), affected strategies, performance measures and number of full-time equivalent positions.

**RECAPITULATION - ARTICLE II  
HEALTH AND HUMAN SERVICES  
(General Revenue)**

	For the Years Ending	
	August 31, 2000	August 31, 2001
Aging, Department on	\$ 7,514,141	\$ 7,514,141
Rider Appropriations	<u>111,000</u>	<u>121,000</u>
Total	7,625,141	7,635,141
Alcohol and Drug Abuse, Commission on	27,256,268	27,256,268
Blind, Commission for the	10,229,605	10,241,417
Contingency Appropriations	<u>-74,976</u>	<u>-74,976</u>
Total	10,154,629	10,166,441
Cancer Council	4,020,444	4,020,444
Children's Trust Fund of Texas Council		
Deaf and Hard of Hearing, Commission for the	981,508	981,508
Early Childhood Intervention, Interagency Council on	33,204,601	33,204,601
Health, Department of	2,359,685,884	2,336,966,627
Contingency Appropriations	<u>5,027,546</u>	<u>5,064,064</u>
Total	2,364,713,430	2,342,030,691
Health and Human Services Commission	7,167,982	7,167,982
Human Services, Department of	1,418,401,833	1,370,766,677
Mental Health and Mental Retardation, Department of	974,038,622	975,215,384
Protective and Regulatory Services, Department of	217,117,929	221,765,079
Rehabilitation Commission	48,026,767	49,463,840
Contingency Appropriations	<u>-915,900</u>	<u>-1,512,300</u>
Total	<u>47,110,867</u>	<u>47,951,540</u>
 Subtotal, Health and Human Services	 <u>\$ 5,111,793,254</u>	 <u>\$ 5,048,161,756</u>
Retirement and Group Insurance	135,396,122	139,918,542
Social Security and Benefit Replacement Pay	<u>65,487,147</u>	<u>65,316,250</u>
Subtotal, Employee Benefits	<u>\$ 200,883,269</u>	<u>\$ 205,234,792</u>
Bond Debt Service Payments	18,436,202	17,690,569
Lease Payments	<u>7,255,161</u>	<u>7,565,378</u>
Subtotal, Debt Service	<u>\$ 25,691,363</u>	<u>\$ 25,255,947</u>
Article II, Special Provisions		
Contingency Appropriations	<u>1,265,000</u>	<u>-8,344,020</u>
Total	<u>1,265,000</u>	<u>-8,344,020</u>
 TOTAL, ARTICLE II - Health and Human Services	 <u>\$ 5,339,632,886</u>	 <u>\$ 5,270,308,475</u>

**RECAPITULATION - ARTICLE II  
HEALTH AND HUMAN SERVICES  
(General Revenue - Dedicated)**

	For the Years Ending	
	August 31, 2000	August 31, 2001
Aging, Department on	\$	\$
Alcohol and Drug Abuse, Commission on		
Blind, Commission for the	1,476,782	1,476,782
Cancer Council		
Children's Trust Fund of Texas Council	1,900,488	1,900,487
Deaf and Hard of Hearing, Commission for the		
Early Childhood Intervention, Interagency Council on		
Health, Department of	194,592,590	205,590,554
Rider Appropriations	<u>798,077</u>	<u>837,469</u>
Total	<u>195,390,667</u>	<u>206,428,023</u>
Health and Human Services Commission		
Human Services, Department of	4,300,000	4,300,000
Mental Health and Mental Retardation, Department of	8,669,527	100,000
Protective and Regulatory Services, Department of	1,374,758	1,374,758
Rehabilitation Commission	<u>8,300,000</u>	<u>8,300,000</u>
Subtotal, Health and Human Services	<u>\$ 221,412,222</u>	<u>\$ 223,880,050</u>
Retirement and Group Insurance	1,909,535	1,986,824
Social Security and Benefit Replacement Pay	<u>1,129,972</u>	<u>1,130,484</u>
Subtotal, Employee Benefits	<u>\$ 3,039,507</u>	<u>\$ 3,117,308</u>
Bond Debt Service Payments		
Lease Payments	<u>                    </u>	<u>                    </u>
Subtotal, Debt Service	<u>\$</u>	<u>\$</u>
Article II, Special Provisions	<u>                    </u>	<u>                    </u>
<b>TOTAL, ARTICLE II - Health and Human Services</b>	<u><b>\$ 224,451,729</b></u>	<u><b>\$ 226,997,358</b></u>

**RECAPITULATION - ARTICLE II  
HEALTH AND HUMAN SERVICES  
(Federal Funds)**

	For the Years Ending	
	August 31, 2000	August 31, 2001
Aging, Department on	\$ 52,821,094	\$ 52,821,095
Alcohol and Drug Abuse, Commission on	136,288,867	135,628,326
Blind, Commission for the	35,002,379	35,684,062
Cancer Council		
Children's Trust Fund of Texas Council	1,827,353	1,827,365
Deaf and Hard of Hearing, Commission for the		
Early Childhood Intervention, Interagency Council on	45,785,966	49,303,324
Contingency Appropriations	50,000	
Total	<u>45,835,966</u>	<u>49,303,324</u>
Health, Department of	3,907,182,829	3,848,719,274
Health and Human Services Commission	6,176,876	9,413,780
Human Services, Department of	2,400,952,866	2,336,342,930
Mental Health and Mental Retardation, Department of	689,818,568	695,413,351
Protective and Regulatory Services, Department of	429,575,507	431,171,567
Rehabilitation Commission	<u>219,848,546</u>	<u>221,069,964</u>
Subtotal, Health and Human Services	<u>\$ 7,925,330,851</u>	<u>\$ 7,817,395,038</u>
Retirement and Group Insurance	147,912,237	155,968,182
Social Security and Benefit Replacement Pay	<u>74,686,086</u>	<u>74,460,200</u>
Subtotal, Employee Benefits	<u>\$ 222,598,323</u>	<u>\$ 230,428,382</u>
Bond Debt Service Payments		
Lease Payments	<u>                    </u>	<u>                    </u>
Subtotal, Debt Service	<u>\$                    </u>	<u>\$                    </u>
Article II, Special Provisions		
Contingency Appropriations	<u>1,265,000</u>	<u>-13,028,530</u>
Total	<u>1,265,000</u>	<u>-13,028,530</u>
<b>TOTAL, ARTICLE II - Health and Human Services</b>	<u><u>\$ 8,149,194,174</u></u>	<u><u>\$ 8,034,794,890</u></u>

**RECAPITULATION - ARTICLE II  
HEALTH AND HUMAN SERVICES  
(Other Funds)**

	For the Years Ending	
	August 31, 2000	August 31, 2001
Aging, Department on	\$	\$
Alcohol and Drug Abuse, Commission on	1,411,935	1,411,935
Blind, Commission for the	998,810	998,810
Cancer Council		
Children's Trust Fund of Texas Council	131,500	131,500
Deaf and Hard of Hearing, Commission for the	878,237	886,237
Rider Appropriations	50,000	50,000
Total	<u>928,237</u>	<u>936,237</u>
Early Childhood Intervention, Interagency Council on		
Health, Department of	24,094,005	24,090,540
Contingency Appropriations	<u>2,500,000</u>	<u>2,500,000</u>
Total	26,594,005	26,590,540
Health and Human Services Commission	1,127,838	3,370,322
Human Services, Department of	34,661,556	25,743,019
Mental Health and Mental Retardation, Department of	70,784,070	68,796,008
Protective and Regulatory Services, Department of	5,390,787	5,257,471
Rehabilitation Commission	<u>431,443</u>	<u>431,443</u>
Subtotal, Health and Human Services	<u>\$ 142,460,181</u>	<u>\$ 133,667,285</u>
Retirement and Group Insurance	7,150	7,541
Social Security and Benefit Replacement Pay	<u>5,241</u>	<u>5,170</u>
Subtotal, Employee Benefits	<u>\$ 12,391</u>	<u>\$ 12,711</u>
Bond Debt Service Payments	362,438	340,566
Lease Payments		
Subtotal, Debt Service	<u>\$ 362,438</u>	<u>\$ 340,566</u>
Article II, Special Provisions		
Less Interagency Contracts	<u>\$ 41,165,442</u>	<u>\$ 44,121,769</u>
TOTAL, ARTICLE II - Health and Human Services	<u>\$ 101,669,568</u>	<u>\$ 89,898,793</u>

**RECAPITULATION - ARTICLE II  
HEALTH AND HUMAN SERVICES  
(All Funds)**

	For the Years Ending	
	August 31, 2000	August 31, 2001
	<u>                    </u>	<u>                    </u>
Aging, Department on Rider Appropriations	\$ 60,335,235	\$ 60,335,236
	<u>111,000</u>	<u>121,000</u>
Total	60,446,235	60,456,236
Alcohol and Drug Abuse, Commission on	164,957,070	164,296,529
Blind, Commission for the Contingency Appropriations	47,707,576	48,401,071
	<u>-74,976</u>	<u>-74,976</u>
Total	47,632,600	48,326,095
Cancer Council	4,020,444	4,020,444
Children's Trust Fund of Texas Council	3,859,341	3,859,352
Deaf and Hard of Hearing, Commission for the Rider Appropriations	1,859,745	1,867,745
	<u>50,000</u>	<u>50,000</u>
Total	1,909,745	1,917,745
Early Childhood Intervention, Interagency Council on Contingency Appropriations	78,990,567	82,507,925
	<u>50,000</u>	<u>                    </u>
Total	79,040,567	82,507,925
Health, Department of Rider Appropriations	6,485,555,308	6,415,366,995
	798,077	837,469
Contingency Appropriations	<u>7,527,546</u>	<u>7,564,064</u>
Total	6,493,880,931	6,423,768,528
Health and Human Services Commission	14,472,696	19,952,084
Human Services, Department of	3,858,316,255	3,737,152,626
Mental Health and Mental Retardation, Department of	1,743,310,787	1,739,524,743
Protective and Regulatory Services, Department of	653,458,981	659,568,875
Rehabilitation Commission	276,606,756	279,265,247
Contingency Appropriations	<u>-915,900</u>	<u>-1,512,300</u>
Total	<u>275,690,856</u>	<u>277,752,947</u>
Subtotal, Health and Human Services	<u>\$ 13,400,996,508</u>	<u>\$ 13,223,104,129</u>
Retirement and Group Insurance	285,225,044	297,881,089
Social Security and Benefit Replacement Pay	<u>141,308,446</u>	<u>140,912,104</u>
Subtotal, Employee Benefits	<u>\$ 426,533,490</u>	<u>\$ 438,793,193</u>



**RECAPITULATION - ARTICLE II  
HEALTH AND HUMAN SERVICES  
(All Funds)  
(Continued)**

	For the Years Ending	
	August 31, <u>2000</u>	August 31, <u>2001</u>
Bond Debt Service Payments	18,798,640	18,031,135
Lease Payments	<u>7,255,161</u>	<u>7,565,378</u>
Subtotal, Debt Service	<u>\$ 26,053,801</u>	<u>\$ 25,596,513</u>
Article II, Special Provisions		
Contingency Appropriations	<u>2,530,000</u>	<u>-21,372,550</u>
Total	<u>2,530,000</u>	<u>-21,372,550</u>
Less Interagency Contracts	<u>\$ 41,165,442</u>	<u>\$ 44,121,769</u>
TOTAL, ARTICLE II - Health and Human Services	<u>\$ 13,814,948,357</u>	<u>\$ 13,621,999,516</u>
Number of Full-time Equivalent Positions (FTE)	52,569.5	51,412.5



**ARTICLE III**  
**EDUCATION**

Section 1. The several sums of money herein specified, or so much thereby as may be necessary, are appropriated out of any funds in the State Treasury not otherwise appropriated, or out of special funds as indicated, for the support, maintenance, or improvement of the designated agencies and institutions of education.

**TEXAS EDUCATION AGENCY**

	For the Years Ending August 31, 2000	August 31, 2001
--	--	--------------------

**A. Goal: STANDARDS OF ACHIEVEMENT AND EQUITY**  
The Texas Education Agency will build the capacity of the state public education system to ensure each student demonstrates exemplary performance in reading and the foundation subjects of English language arts, mathematics, science, and social studies by developing and communicating standards of student achievement and district and campus accountability.

**Outcome (Results/Impact):**

Percent of Students Whose Assessment Results are Included in the Accountability System	87%	88%
Percent of Students Passing All Tests Taken	80%	84%
Percent of Students Who Drop Out of the Public School System between the Ninth and the Twelfth Grades	8%	7%
Percent of Special Education Students Whose Assessment Results Are Factors in Campus and District Ratings	63%	65%
Percent of Limited English-Proficient Students Whose Assessment Results Are Factors in Campus and District Ratings	63%	65%
Percent of African-American Students Passing All Tests Taken	74%	78%
Percent of Hispanic Students Passing All Tests Taken	74%	78%
Percent of White Students Passing All Tests Taken	91%	93%
Percent of Asian-American Students Passing All Tests Taken	91%	93%
Percent of Native American Students Passing All Tests Taken	84%	87%
Percent of Economically Disadvantaged Students Passing All Tests Taken	72%	76%
Percent of Economically Disadvantaged Students Completing High School	88%	90%
Annual Statewide Dropout Rate for All Students	1.5%	1.45%
Percent of Annual Unaccounted Student Withdrawals	4.5%	3%
Percent of Students Reading at Grade Level (3rd Grade Only)	89%	91%
Percent of Students Achieving Academic Recognition in Reading	28%	30%
Percent of Equalized Revenue in the Foundation School Program	98%	98%
* Percent of Students in Districts with Substantially Equal Access to Revenues	90%	90%

<b>A.1.1. Strategy: ASSESSMENT</b>	\$	66,356,482	\$	68,556,483
------------------------------------	----	------------	----	------------

The state's assessment system will continue to provide a basis for evaluating and reporting the extent to which the Texas educational system is achieving its goals for student performance.

<b>A.1.2. Strategy: ACCOUNTABILITY SYSTEM</b>	\$	2,500,000	\$	2,500,000
---	----	-----------	----	-----------

Build the capacity of the state public education system by developing and implementing standards of district and campus accountability for the achievement of all students.

\* As amended in Senate Bill 4, Regular Session, 1999.

**TEXAS EDUCATION AGENCY**  
(Continued)

**Output (Volume):**

Number of Campuses with Combined Student Unaccounted Withdrawal and Dropout Rates in Excess of 15%	65	30
---	----	----

* <b>A.2.1. Strategy:</b> FOUNDATION SCHOOL PROGRAM Operate an efficient and equitable school finance system, disburse Foundation School Program formula funding to school districts, and ensure that formula allocations are accounted for in an accurate and appropriate manner.	\$ 10,515,583,801	\$ 11,184,711,700
---	-------------------	-------------------

**Output (Volume):**

Total Average Daily Attendance (ADA)	3,727,322	3,806,408
Students Served by Compensatory Education Programs and Services	1,450,000	1,450,000

**Efficiencies:**

* State Aid Per Pupil	2,889	3,066
* Local Revenue Per Pupil	3,052	3,105

**Explanatory:**

* Percent of Foundation School Program Provided by the State	48%	49%
Special Education Full-time Equivalents (FTEs)	172,927	180,022
Compensatory Education ADA	2,057,242	2,138,924
Career and Technology Education FTEs	151,226	159,600
Bilingual Education/ESL ADA	448,359	468,526
Gifted and Talented ADA	186,366	190,320

** <b>A.2.2. Strategy:</b> MAXIMIZING SCHOOL FACILITIES Operate an equalized school facilities program and disburse facilities funds.	\$ 173,000,000	\$ 223,000,000
--	----------------	----------------

**Output (Volume):**

Number of Districts Receiving Facilities Aid	312	382
Total State and Local Funds Allocated for Facilities (Billions)	1.8	1.8

* <b>A.3.1. Strategy:</b> INSTRUCTIONAL MATERIALS	\$ 583,769,002	\$ 115,455,002 & U.B.
---	----------------	-----------------------

Provide students equitable access to instructional materials and technologies supporting the state's Essential Knowledge and Skills.

**Output (Volume):**

Textbooks and Electronic Learning Systems Purchased From Conforming Lists	6,542,650	7,521,625
Textbooks and Electronic Learning Systems Purchased From Nonconforming Lists	344,350	395,875
<b>Efficiencies:</b>		
Average Cost Per Textbook/Learning System Purchased	26.6	39.39

* <b>A.3.2. Strategy:</b> TECHNOLOGY	\$ 43,594,604	\$ 44,841,804
--------------------------------------	---------------	---------------

Support the implementation of a statewide technological infrastructure for education; increase access to educational data; and encourage school districts to implement technologies that increase the effectiveness of student learning, instructional management, professional development, and administration.

**Output (Volume):**

Number of Students Receiving Course Credit Through Distance Learning	3,500	4,000
--	-------	-------

\*As amended in Senate Bill 4, Regular Session, 1999.

\*\* Senate Bill 4 repealed the Strategy named PUBLIC EDUCATION.

**TEXAS EDUCATION AGENCY**  
(Continued)

**A.3.3. Strategy: IMPROVING EDUCATOR PERFORMANCE**

\$ 9,800,024    \$ 9,800,024

Develop and implement professional development initiatives that encourage collaboration between K-12 and higher education and ensure all educators access to training and evaluation tied to the Texas Essential Knowledge and Skills.

**Output (Volume):**

Average Number of Hours of Training per Teacher	8	12
Number of Teachers Who Participate in Mathcounts Training	350	350

**Total, Goal A: STANDARDS OF ACHIEVEMENT AND EQUITY**

\$ 11,394,603,913    \$ 11,648,865,013

**B. Goal: LOCAL EXCELLENCE AND ACHIEVEMENT**

The state public education system will foster local innovation, support local authority, and encourage regional, district, and university efforts to ensure that each student demonstrates exemplary performance in reading and the foundation subjects of English language arts, mathematics, science, and social studies.

**Outcome (Results/Impact):**

Percent of Eligible Students Taking Advanced Placement/ International Baccalaureate Exams	14%	18%
Percent of Students Retained in Grade	4%	3.9%
Percent of Students With a Concentration in Career and Technology Education Placed on the Job or in a Postsecondary Program	82%	83%
Percent of Students With Auditory Impairment in Regional Day Schools for the Deaf Who Graduate from High School	90%	90%
Percent of Students With Disabilities Who Complete High School	83%	83%
Percent of Adult Learners Who Complete the Level in Which They Are Enrolled	40%	44%
Percent of Parents Participating in AVANCE Programs Who Complete the Adult Education Level at Which They Are Enrolled	40%	44%
Percent of Incarcerated Students Who Complete the Level in Which They Are Enrolled	40%	44%
Percent of Eligible Windham Inmates Who Have Been Served by a Windham Education Program during the Past Five Years	57%	57%
Percent of Students in Disciplinary Alternative Education Programs Demonstrating Growth in TAAS Math and Reading, as Measured in Terms of the Texas Learning Index	60%	60%
Percent Disciplinary Alternative Education Programs Rated Low Performing	2%	1%
Percent of Students in State-funded Optional Extended-year Programs Promoted to the Next Grade Level as a Result of the Programs	95%	95%
Percent of Parents Attending at Least One Parent-Teacher Conference per Year	70%	75%
Percent Change in Parent/Guardian Involvement in Schools Receiving Investment Capital Fund Grants	40%	40%

*	<b>B.1.1. Strategy: INSTRUCTIONAL EXCELLENCE</b>	<b>\$ 285,567,407</b>	<b>\$ 288,817,407</b>
	Build the capacity of school districts to plan and implement challenging early literacy, academic, advanced academic, career and technology education, and bilingual/English as a second language education programs to ensure that all Texas students are		

\* As amended in Senate Bill 4, Regular Session, 1999.

**TEXAS EDUCATION AGENCY**  
(Continued)

prepared to gain entry level employment in a high-skill, high-wage job or continue their education at the postsecondary level.

**Output (Volume):**

Number of Students in Tech-prep Programs	76,000	80,000
Students Served in Summer School Programs for Limited English-Proficient Students	30,383	31,283

**B.2.1. Strategy: PROGRAM AND FUNDING**

**FLEXIBILITY** \$ 759,645,978 \$ 758,243,599

Develop and implement, with Regional Education Service Centers and school districts, accelerated instruction programs that take full advantage of Texas' status as an Ed-Flex state.

**Output (Volume):**

Number of Districts Receiving Programmatic Ed-Flex Waivers	525	550
Number of Library Items per Student	18	18

**B.2.2. Strategy: STUDENTS WITH DISABILITIES**

\$ 388,133,043 \$ 388,133,043

Build the capacity of regional education service centers, school districts, and service providers to develop and implement programs that ensure students with disabilities attain the state's goals of exemplary academic performance.

**Output (Volume):**

Students Served by Regional Day Schools for the Deaf	4,446	4,446
Students Served by Statewide Programs for the Visually Impaired	6,766	7,087

**B.2.3. Strategy: SUPPORT PROGRAMS**

\$ 48,372,327 \$ 48,372,327

Build the capacity of the state public education system by developing and implementing the academic counseling and support service programs necessary for all students to demonstrate exemplary academic performance.

**Output (Volume):**

Campuses Providing Comprehensive Counseling Programs, Prekindergarten Through 12th Grade	1,018	1,105
Pregnant Teens and Teen Parents Served by Teen Pregnancy and Parenting Programs	22,000	22,500

**Efficiencies:**

Average Cost Per Student in Teen Pregnancy/Parenting Programs	650	700
---	-----	-----

**B.2.4. Strategy: CHILD NUTRITION PROGRAMS**

\$ 725,887,815 \$ 726,615,815

Build the capacity of the state public education system by implementing and supporting efficient state child nutrition programs.

**Output (Volume):**

Average Number of School Lunches Served Daily	2,200,000	2,200,000
Average Number of School Breakfasts Served Daily	800,000	800,000

**B.2.5. Strategy: ADULT EDUCATION**

\$ 40,021,086 \$ 40,421,086

Build the capacity of the state public education system by encouraging school districts and service providers to improve adult education and literacy programs, improving the adult literacy rate, and implementing an accountability system for adult education.

**TEXAS EDUCATION AGENCY**  
(Continued)

**Output (Volume):**

Students Served Through State Adult Education Cooperatives	228,700	228,700
--	---------	---------

**B.2.6. Strategy: WINDHAM SCHOOL DISTRICT**

Build the capacity of the Windham School District by ensuring that students are provided effective instructional and support services.	\$ 57,712,213	\$ 57,712,213
--	---------------	---------------

**Output (Volume):**

Contact Hours Received by Inmates within the Windham School District	18,076,782	18,076,782
Number of Offenders Passing GED Tests	3,250	3,250

**Efficiencies:**

Average Cost Per Contact Hour in the Windham School District	3.2	3.2
--	-----	-----

**B.3.1. Strategy: REGIONAL TRAINING AND DEVELOPMENT**

The regional education service centers will facilitate effective instruction and efficient school operations by providing core services, technical assistance, and program support based on the needs and objectives of the school districts they serve.	\$ 58,824,345	\$ 58,824,345
--	---------------	---------------

**Output (Volume):**

Number of Educators Receiving ESC-based Training in Technology	100,000	125,000
Number of Children Served by Dyslexia and Related Disorders Services	350,000	375,000

**B.3.2. Strategy: DEREGULATION/SCHOOL RESTRUCTURING**

Encourage educators, parents, community members, and university faculty and personnel to increase involvement in education, improve student learning, and develop and implement programs that meet local needs.	<u>\$ 109,290,755</u>	<u>\$ 115,920,775</u>
---	-----------------------	-----------------------

**Output (Volume):**

Number of Students in Disciplinary Alternative Education Programs	121,800	130,300
Number of Students Served by State-funded Optional Extended-year Programs	200,000	230,000
Number of Students in Open-enrollment Charter Schools	27,000	31,500
Number of Families Served by AVANCE Programs	2,400	2,500

**Explanatory:**

Number of Open Enrollment Charter Schools	170	170
---	-----	-----

**Total, Goal B: LOCAL EXCELLENCE AND ACHIEVEMENT**

	<u>\$ 2,323,454,969</u>	<u>\$ 2,333,060,610</u>
--	-------------------------	-------------------------

**C. Goal: TEXAS EDUCATION AGENCY OPERATIONS**

The Texas Education Agency will fulfill its statutory responsibilities in building the capacity of the Texas public education system to ensure each student demonstrates exemplary performance in reading and the foundation subjects of English language arts, mathematics, science, and social studies.

**Outcome (Results/Impact):**

Percent of Campuses Rated Low-performing in the Prior Year That Improve Their Rating after TEA Intervention	95%	95%
---	-----	-----

**TEXAS EDUCATION AGENCY**  
(Continued)

**C.1.1. Strategy:** ACCOUNTABILITY OPERATIONS \$ 10,990,776 \$ 11,366,053  
Develop and implement standards of district and campus accountability for student achievement and financial performance of districts by conducting research, reporting results, and responding to districts and campuses not meeting state standards.

**Output (Volume):**

Number of Campuses Moving from Low-performing to Acceptable Accreditation Rating	50	50
Number of Special Education Campuses/Programs Receiving Onsite Monitoring Visits	200	200
Complaint Investigations Conducted	2,599	2,729
Number of Campuses Investigated for Exemption Rates	100	80

**Efficiencies:**

Average Cost of Accreditation Onsite Review	11,500	11,800
---	--------	--------

**C.1.2. Strategy:** SCHOOL FINANCE SYSTEM OPERATIONS \$ 20,902,758 \$ 20,902,758

Efficiently manage the Foundation School Program and increase the principal value of the Permanent School Fund and the manual rate of deposit to the Available School Fund.

**Output (Volume):**

Growth in Permanent School Fund Book Value (Millions)	600	600
Available School Fund Income (Millions)	675	676
Amount of Recovered ADA Funds (In Millions)	6.8	6.7

**Efficiencies:**

Percent of PSF Portfolio Managed by External Managers	40%	45%
Number of Basis Points Above the Median (Internal Managers)	100	100
Number of Basis Points Above the Median (External Managers)	120	120
Percent Market Value Expended on External Management Expenses	.4%	.4%

**Explanatory:**

Average Percent Equity Holdings in the PSF	65%	65%
--	-----	-----

**C.1.3. Strategy:** IMPROVING INSTRUCTION OPERATIONS \$ 12,686,286 \$ 9,874,854

Provide equitable access to instructional materials for the state's foundation and enrichment curriculum; develop, communicate, and provide training in the state's Essential Knowledge and Skills; maintain and expand the technological capabilities of the public education system; and increase access to educational data.

**Output (Volume):**

Number of Hours of Staff Development Delivered by Distance Learning (TETN, T-Star, Internet)	210	230
--	-----	-----

**C.2.1. Strategy:** LOCAL AUTHORITY OPERATIONS \$ 6,048,636 \$ 6,911,189

Foster program and funding flexibility, support regional training and development at the education service centers, and encourage educators, parents, community members and university faculty and personnel to develop programs that increase involvement in education, improve student learning, and meet local needs.

**Output (Volume):**

Number of Federal Ed-Flex Waivers Requested	4,545	4,570
---	-------	-------



**TEXAS EDUCATION AGENCY**  
(Continued)

<b>C.2.2. Strategy:</b> SPECIAL POPULATIONS OPERATIONS	\$ 7,800,810	\$ 7,801,652
Support access by all students to instructional programs based on the state's essential knowledge and skills.		
<b>Output (Volume):</b> Certificates of High School Equivalency (GED) Issued	50,000	51,000
<b>Total, Goal C:</b> TEXAS EDUCATION AGENCY OPERATIONS	<u>\$ 58,429,266</u>	<u>\$ 56,856,506</u>
<b>D. Goal:</b> INDIRECT ADMINISTRATION		
<b>D.1.1. Strategy:</b> CENTRAL ADMINISTRATION	\$ 9,083,390	\$ 9,012,614
<b>D.1.2. Strategy:</b> INFORMATION RESOURCES	<u>\$ 15,737,839</u>	<u>\$ 16,750,515</u>
<b>Total, Goal D:</b> INDIRECT ADMINISTRATION	<u>\$ 24,821,229</u>	<u>\$ 25,763,129</u>
<b>Grand Total, TEXAS EDUCATION AGENCY</b>	<u>\$ 13,951,309,377</u>	<u>\$ 14,214,545,258</u>

**Method of Financing:**

General Revenue Funds

General Revenue Fund	\$ 104,669,916	\$ 108,399,917
Available School Fund No. 002, estimated	730,202,810	1,223,914,810
State Textbook Fund No. 003	586,208,190	117,894,190
* Foundation School Fund No. 193, estimated	8,960,883,035	9,166,028,954
GED Fees	532,698	532,698
GR MOE for Temporary Assistance for Needy Families	2,000,000	2,000,000
Earned Federal Funds	2,911,726	2,911,726
Lottery Proceeds, estimated	<u>1,023,500,000</u>	<u>1,023,500,000</u>

Subtotal, General Revenue Funds \$ 11,410,908,375 \$ 11,645,182,295

General Revenue Fund - Dedicated - Read to Succeed  
Acct No. 5027 256,482                      256,483

Federal Funds

Federal Health, Education and Welfare Fund No. 148	1,336,376,853	1,339,461,853
Federal School Lunch Fund No. 171	714,653,242	715,381,242
Federal Funds	<u>9,100,000</u>	<u>9,500,000</u>

Subtotal, Federal Funds \$ 2,060,130,095 \$ 2,064,343,095

Other Funds

Telecommunications Infrastructure Fund No. 345	14,660,000	15,907,200
* Appropriated Receipts - Attendance Credits, estimated	461,700,000	488,100,000
Interagency Contracts	<u>3,654,425</u>	<u>756,185</u>

Subtotal, Other Funds \$ 480,014,425 \$ 504,763,385

**Total, Method of Financing** \$ 13,951,309,377 \$ 14,214,545,258

<b>Number of Full-time Equivalent Positions (FTE)</b>	839.5	839.5
<b>Number of FTEs in Riders</b>	5.0	5.0

\* As amended in Senate Bill 4, Regular Session, 1999.

**TEXAS EDUCATION AGENCY**  
(Continued)

**Schedule of Exempt Positions**

Commissioner of Education, Group 6 \$156,014 \$156,014

1. **Capital Budget.** None of the funds appropriated above may be expended for capital budget items except as listed below. The amounts shown below shall be expended only for the purposes shown and are not available for expenditure for other purposes. Amounts appropriated above and identified in this provision as appropriations either for "Lease payments to the Master Lease Purchase Program" or for items with an "(MLPP)" notation shall be expended only for the purposes of making lease-purchase payments to the Texas Public Finance Authority pursuant to the provisions of V.T.C.S., Art. 601d, Sec. 9A.

	<u>2000</u>	<u>2001</u>
a. Repair or Rehabilitation of Buildings and Facilities		
(1) Install Air-Conditioning in the State Leased Textbook Depository	\$ 251,000	\$ 0
b. Acquisition of Information Resource Technologies		
(1) Microcomputer Hardware and Software	1,049,640	1,077,079
(2) Data Center Equipment and Software	112,800	145,712
(3) Microcomputer Hardware/Software for Training	0	60,000
(4) Public Access Initiative Hardware/Software	12,657,857	2,407,143
(5) Foundation School Program Payment System	1,000,000	2,000,000
(6) T-Star Digital Upgrade	<u>\$ 1,000,000</u>	<u>\$ 0</u>
<b>Total, Acquisition of Information Resource Technologies</b>	<u>\$ 15,820,297</u>	<u>\$ 5,689,934</u>
c. Other Lease Payments to the Master Lease Purchase Program (MLPP)		
(1) Master Lease Purchase Program	<u>\$ 102,954</u>	<u>\$ 0</u>
<b>Total, Capital Budget</b>	<u><u>\$ 16,174,251</u></u>	<u><u>\$ 5,689,934</u></u>

**Method of Financing (Capital Budget):**

General Revenue Fund	\$ 5,771,775	\$ 4,368,417
Available School Fund No. 002	221,793	244,757
State Textbook Fund No. 003	43,243	47,719
Federal Health, Education and Welfare Fund No. 148	5,303,068	423,324
Federal School Lunch Fund No. 171	46,498	51,311
Foundation School Fund No. 193	56,263	62,087
Telecommunications Infrastructure Fund No. 345	1,000,000	0
GED Fees	13,019	14,367
Interagency Contracts	3,655,820	408,682
Earned Federal Funds	<u>62,772</u>	<u>69,270</u>
<b>Total, Method of Financing</b>	<u><u>\$ 16,174,251</u></u>	<u><u>\$ 5,689,934</u></u>

**TEXAS EDUCATION AGENCY**  
(Continued)

- \* 2. **Chapter 42 and 46 Formula Funding.** Out of the funds appropriated above, a total of \$10,769,015,267 in fiscal year 2000 and \$11,567,272,693 in fiscal year 2001 shall represent the sum-certain appropriation to the Foundation School Program under Section 42.253 of the Texas Education Code. (The total appropriation may not exceed the sum-certain amount.) The Commissioner shall make allocations to local school districts under Section 42.253 based on the March 1999 estimates of average daily attendance and local district tax rates as determined by the Legislative Budget Board and the Final 1998 property values. Property values shall be increased by 3.86 percent for 2001, as estimated by the Comptroller of Public Accounts.
3. **Transportation Cost Allotment.** Pursuant to Section 42.155 of the Texas Education Code, the appropriation for funding regular transportation programs for the 1999-2000 and 2000-01 school years shall be calculated on the following basis:

Linear Density Grouping	Allocation Per Mile of Approved Route
2.40 and above	\$1.43
1.65 to 2.40	1.25
1.15 to 1.65	1.11
.90 to 1.15	.97
.65 to .90	.88
.40 to .65	.79
up to .40	.68

Pursuant to Section 42.155 of the Texas Education Code, the maximum mileage rate for special education transportation shall be \$1.08 per mile. Private transportation rates shall be \$0.25 per mile or a maximum of \$816 per pupil for both special education and isolated areas as defined in sub-sections 42.155(g) and 42.155(e).

4. **Education Service Centers.** The Commissioner shall furnish reports as required by Section 8.102 of the Texas Education Code to the State Board of Education for transmittal, along with recommendations for change, modification, or improvement, to the Legislative Budget Board and the Governor's Budget and Planning Office. Regional Education Service Centers shall be prohibited from purchasing land and acquiring buildings without prior authorization from the Commissioner of Education.
5. **Windham Schools.** The funds appropriated above in Item B.2.6., Windham School District, are to be expended only for academic and vocational educational programs approved by the Texas Education Agency. The Commissioner of Education shall allocate funds to the Windham Schools based on contact hours for the best 180 of 210 school days in each year of the biennium. The contact hour rates for the 2000-01 biennium are the following: \$3.97558 for academic education, \$3.24582 for vocational education.
6. **Windham School District Selection Criteria.** It is the intent of the Legislature that the Windham School District target its programs to serve those inmates whose participation will help achieve the goals of reduced recidivism and increased success of former inmates in obtaining and maintaining employment thereby reducing the cost of incarceration and providing an incentive to offenders to behave in positive ways during incarceration.
7. **Audit Adjustments.** When reviews and audits of allocations to school districts reveal the allocations previously made were greater or less than the amounts found to be due, the Texas Education Agency is authorized to recover or pay the sums necessary to adjust to the correct amounts. All such amounts recovered shall become a part of the Foundation School Fund or General Revenue Fund, and the amounts necessary to make such additional payments to the school districts are hereby appropriated from the Foundation School Fund or General Revenue Fund.

\* Modified per changes in Senate Bill 4, Regular Session, 1999.

**TEXAS EDUCATION AGENCY**  
(Continued)

8. **State Textbook Fund.** Any amount expended for Textbook Administration, including new textbooks, rebinding, and other related expenses, shall be paid out of the State Textbook Fund. A transfer of funds from the Available School Fund to the State Textbook Fund is authorized in an amount which, together with other revenues of the State Textbook Fund, is sufficient to finance the sum-certain appropriation from the State Textbook Fund for each fiscal year, including a \$30 per student technology allotment as provided for in Section 31.021(2) of the Texas Education Code. Notwithstanding the limitations in Rider 41, the agency may transfer and expend such funds on textbook administration in an amount not to exceed \$200,000 in each year of the biennium from Strategy A.3.1., Instructional Materials, to Strategy C.1.3., Improving Instruction Operations.
9. **Day-care Expenditures.** It is expressly provided that the pre-school day care programs, such as the Early Childhood Program for Educationally Disadvantaged Children and Special Education and Training for Pre-School Children with Disabilities administered by the Texas Education Agency, are day-care programs. The funds expended in those programs on behalf of children meeting eligibility requirements in accordance with interagency contracts with the Texas Education Agency under the day care program of the Social Security Act shall be considered as expenditures for day care.
- \* 10. **Loss Due to Property Value Decline.**
- (a) Out of the funds appropriated above in Item A.2.1., Foundation School Program, there is hereby allocated an amount that may be used for no purpose other than providing for loss due to property value decline as provided by this rider and that does not exceed \$133,000,000 in fiscal year 2000 with the unencumbered balance thereof appropriated in fiscal year 2001 for distribution to school districts experiencing property value decline pursuant to either Section 41.002 (b) or 42.252 (e) of the Texas Education Code. If amounts necessary to compensate for declines to districts under Section 41.002 (b) and 42.252 (e) exceed \$133,000,000, the Commissioner is authorized to distribute no more than an additional \$26,000,000 in each fiscal year if excess funds are available under the Foundation School Program.
- It is the intent of the Legislature that, in expending these funds by making adjustments in the local share under Section 42.252 (e), that the Commissioner shall consider only the amount of property value decline in each school district that is in excess of 4 percent in taxable values.
- (b) None of the funds appropriated or allocated by Subsection (a) of this rider to be used to compensate districts for property value declines under Sections 41.002(b) or 42.252(e), Education Code, may be used to compensate districts for any property wealth or value reductions attributable to electric utility restructuring. The allocation made under Subsection (a) of this rider from the funds appropriated above in Item A.2.1., Foundation School Program, shall be calculated and maintained separately and apart in all respects whatsoever from any use, calculation, allocation, or appropriation of any fund made as provided by or in any manner related to Senate Bill 7 or any similar legislation relating to the decline in property values caused by electric utility restructuring passed by the Seventy-sixth Legislature, Regular Session, or the creation or use of the system benefit fund to the foundation school fund.
- (c) Notwithstanding the restriction provided under Subsection (b) of this rider, the Commissioner, after notice to the Legislative Budget Board and the Governor may transfer any funds, including funds related to decline in electric utility property values caused by electric utility restructuring, appropriated for the purposes provided by Sections 41.002(b) or 42.252(e), Education Code, as may be necessary to provide for full use of all funds available for those purposes.

*\* Modified per changes in Senate Bill 4, Regular Session, 1999.*

**TEXAS EDUCATION AGENCY**  
(Continued)

(d) Except as expressly provided by this rider, and notwithstanding the limitations in Rider 41, Limitation: Transfer Authority, none of the funds in this rider may be expended for any other purpose.

11. **Grants for Education Service Centers.** From the general revenue related funds appropriated in Item B.3.1., Regional Training and Development, no more than \$1,480,950 in each fiscal year is allocated for distribution as competitive grants for regional education service centers for innovative regional strategies or programs and emergency grants to small and isolated school districts for core services under Section 8.124 of the Texas Education Code.
12. **Professional Staff Development.** Out of the funds appropriated above in Item A.3.3., Improving Educator Performance:
  - a. \$1,000,000 in each fiscal year shall be used for the elementary, middle and high school mentor program;
  - b. \$250,000 in each fiscal year shall be used for the Superintendents Leadership Training Academy at Lamar University.

The Commissioner shall evaluate any program funded under this section and programs that do not demonstrate a positive effect on administrator, teacher or student performance shall be discontinued.

13. **Training Programs for School Personnel and Parents of Students with Autism.** It is the intent of the Legislature that the Texas Education Agency continue to implement a program of staff development for school personnel and parents of students with autism. A sum not to exceed \$50,000 in each fiscal year shall be expended for this purpose.
14. **Student Testing Program.** In accordance with the provisions of sections 42.152 and Chapter 39, Subchapter B of the Texas Education Code, the funds appropriated from the Foundation School Fund for the compensatory education allotment may be used to cover the cost of preparing, administering and grading assessment instruments in the student testing program. The expenditure of such funds shall not be subject to the limitation in Rider 41, Limitation: Transfer Authority.
15. **Reimbursement of Advisory Committee Members.** Pursuant to V.T.C.A., Government Code Section 2110.004 reimbursement of expenses for advisory committee members, out of the funds appropriated above, is limited to the following advisory committees:
  - a. Educational Technology Advisory Committee
  - b. Environmental Education Advisory Committee
  - c. Investment Advisory Committee on the Permanent School Fund
  - d. State Textbook Committee
  - e. Charter School Application Review Committee
  - f. Title I, Committee of Practitioners
  - g. Continuing Advisory Committee for Special Education
  - h. Ed Flex State Panel
  - i. Academics 2000 State Panel

None of the funds appropriated in this Act may be used to reimburse any other advisory committee of the Texas Education Agency unless the Commissioner of Education notifies the Comptroller of Public Accounts, the Governor, and the Legislative Budget Board in writing that a specific advisory committee is essential to the mission of the Texas Education Agency pursuant to Texas Education Code 7.055(a)(11).

**TEXAS EDUCATION AGENCY**  
(Continued)

16. **Vacation Leave for Commissioner of Education.** Notwithstanding any provision of the General Appropriations Act to the contrary, the Commissioner of Education is entitled to accrue and carry forward vacation leave at the highest rate authorized for employees by the General Provisions of this Act.
17. **Limits on Allocations and Expenditures.** The Commissioner of Education is authorized to transfer any of the funds appropriated for agency operations to the Regional Education Service Centers for purposes deemed appropriate by the Commissioner. The Commissioner shall submit to the Governor's Budget and Planning Office and Legislative Budget Board for its review a summary of the services to be transferred and the funding level associated with the proposed transfer. No funds appropriated to Regional Education Service Centers or to school districts may be used to hire a registered lobbyist. The Comptroller of Public Accounts is hereby authorized to reduce allocations to Regional Education Service Centers in an amount equal to amounts transferred, above the Fund 193 amounts identified in Strategy B.3.1., Regional Training and Development, from the Foundation School Program to Regional Education Service Centers.
18. **Regional Day Schools for the Deaf.** Funds appropriated above for Regional Day Schools for the Deaf shall be allocated on a weighted full time equivalent basis. Notwithstanding other provisions of this Act, if the allocations total more than \$33,133,200 in each year, the commissioner shall transfer sufficient amounts from other available funds to provide the full allocation.
19. **Summer School for Children with Limited English Proficiency.** Out of funds appropriated for Item B.1.1., Instructional Excellence, \$3,800,000 in each fiscal year is allocated for summer school programs for children with limited English proficiency as authorized under Section 29.060 of the Texas Education Code.
20. **Engineering and Science Recruitment Fund.** Out of funds appropriated for Item B.1.1., Instructional Excellence, \$394,920 in each fiscal year is allocated to the Engineering Science Recruitment Fund for programs outlined in Subchapter M of Chapter 51 of the Texas Education Code.
21. **Statewide Programs for Students Who Are Visually Impaired.** Out of funds appropriated for Item B.2.2., Students with Disabilities, \$6,005,267 in each fiscal year is allocated for statewide programs for students who are visually impaired as authorized under Section 30.002 of the Texas Education Code.
22. **Noneducational Community-based Support Services.** Out of funds appropriated for Item B.2.2., Students with Disabilities, \$987,300 in each fiscal year is allocated for noneducational community-based support services for certain students with disabilities as authorized under Section 29.013 of the Texas Education Code.
23. **Professional Staff Development for Serving Students with Disabilities in Integrated Settings.** Out of the federal discretionary funds awarded to the Texas Education Agency through the Individuals with Disabilities Education Act (IDEA), Part B and appropriated above, the Commissioner shall set aside 10.5% during the biennium to fund capacity building projects, including follow-up staff development and support, for school districts to serve students with disabilities in integrated settings.
24. **Long Range Plan for Technology.** Out of funds appropriated from the Telecommunications Infrastructure Fund in Item A.3.2., Technology, and Item B.3.1., Regional Training and Development, the Commissioner shall allocate an amount not to exceed \$14,600,000 in each fiscal year for implementation of the Long Range Plan for Technology as provided by Section 32.001, Texas Education Code.

**TEXAS EDUCATION AGENCY**  
(Continued)

25. **Appropriation for State Schools.** Out of general revenue related funds appropriated above in Item B.2.2., Students with Disabilities, an amount not to exceed \$110,000 in each fiscal year is allocated for payments to state operated schools under Sections 30.025 and 30.056 of the Texas Education Code.
26. **Estimated Appropriation for Incentive Aid.** Out of general revenue related funds appropriated above in Item B.3.2., Deregulation and School Restructuring, an estimated amount of \$600,000 in each fiscal year is allocated for incentive aid payments under Subchapter G Chapter 13 of the Texas Education Code.
27. **Payments to Texas School for the Blind and Visually Impaired and Texas School for the Deaf.** Pursuant to Section 30.003(g) of the Texas Education Code, the State Board of Education shall adopt rules that ensure that all local school districts whose students are placed at the Texas School for the Blind and Visually Impaired and the Texas School for the Deaf shall share in the cost of each student's education as required by Section 30.003(a). It is the intent of the Legislature that school districts subject to Chapter 41, Texas Education Code, reimburse the Texas School for the Blind and Visually Impaired and the Texas School for the Deaf from the General Operating Fund of those districts within 60 days of receipt of a voucher from the receiving school.
28. **Notification of Changed Accreditation Status.** At the time a school district is notified of a change in its accreditation status, the Texas Education Agency shall also notify the State Senators and Representatives that represent the affected school district.
29. **Permanent School Fund.** In its annual report on the Permanent School Fund, completed by December 31 of each year, the Texas Education Agency shall report on the actual and projected costs of administering the Permanent School Fund for the year covered by the report and the following three years.
30. **Texas Advanced Placement Incentive Program.** Notwithstanding appropriations otherwise made by this Act to the Foundation School Program, \$2,000,000 of the appropriations made for gifted and talented education is transferred and reappropriated to the Texas Education Agency for both the pre-Advanced Placement/International Baccalaureate activities and for the Texas Advanced Placement Incentive Program for the 2000-2001 fiscal biennium. In addition, out of the funds appropriated above in Strategy B.1.1., Instructional Excellence, \$8,000,000 in fiscal year 2000 and \$11,000,000 in fiscal year 2001 is allocated for the Advanced Placement Incentive Program. The expenditure of such funds shall not be subject to the limitations in Rider 41, Limitation: Transfer Authority.
31. **Communities in Schools.** Out of the funds appropriated above for Item B.2.3., Support Programs, \$12,788,865 shall be set aside out of State Compensatory Education Funds in each fiscal year to be transferred by interagency transfer voucher to the Texas Workforce Commission for the Communities in Schools Program.
32. **Investment Capital Fund.** Out of funds appropriated above in Strategy B.3.2., Deregulation and School Restructuring, the Commissioner shall allocate an amount not less than \$7,000,000 in each year of the biennium to the Investment Capital Fund. Of that total, \$4,000,000 in each year shall be set aside from State Compensatory Education Funds and \$3,000,000 in each year shall be allocated directly from the Foundation School Program. Grants made pursuant to this rider are subject to the provisions contained in section 7.024 of the Texas Education Code, and grants may only be made to entities that meet the criteria set forth in that section. Subject to Texas Education Code 7.024, eligible entities may include, but are not limited to, the Alliance Schools, Avance, and Communities in Schools.
33. **Extended Year Programs.** Out of Foundation School Program Compensatory Education Funds appropriated in Item B.3.2., Deregulation and School Restructuring, the commissioner shall

**TEXAS EDUCATION AGENCY**  
(Continued)

distribute an amount not to exceed \$60,706,664 in 2000 and \$64,636,684 in 2001 to finance extended year programs under 42.152(p), Texas Education Code.

34. **MATHCOUNTS.** Out of Foundation School Program Gifted and Talented Education Funds appropriated in A.3.3., Improving Educator Performance, the Commissioner shall set aside \$200,000 in each year of the biennium for the MATHCOUNTS program.
35. **Allocation of Funds to South Texas Independent School District.** Out of funds appropriated above for Item A.2.1., Foundation School Program, the Commissioner of Education shall withhold an amount sufficient to provide the South Texas Independent School District with adequate access to funding under Tier 2 of the Foundation School Program. The Commissioner shall adjust payments to the South Texas Independent School District to equal an amount to which the district would be entitled at the average effective tax rate in other school districts in Cameron County less the tax rate set by the district itself.
36. **Appropriation of Settle-Up Funds.** All funds received from local school districts as recovery for overpayment pursuant to the provisions of Section 42.258 of the Texas Education Code are hereby appropriated to the Texas Education Agency for distribution to local school districts for foundation school program purposes.
37. **Appropriation of Attendance Credit Revenues.** All unexpended balances and all funds received from the payment of school districts for attendance credits in excess of the amounts appropriated above pursuant to the provisions of Section 41.094 of the Texas Education Code, are hereby appropriated to the Texas Education Agency for distribution to school districts for foundation school program purposes.
38. **Appropriations Limited to Revenue Collections.** It is the intent of the Legislature that, for the following fee-supported programs, fees, fines, and other miscellaneous revenues as authorized and generated by the Texas Education Agency cover, at a minimum, the cost of the appropriations made to support the programs, as well as the "other direct and indirect costs" associated with those functions appropriated elsewhere in this Act. "Other direct and indirect costs" for these programs are estimated to be \$370,450 in fiscal year 2000 and \$375,288 in fiscal year 2001 including employee matching costs and other indirect operating costs:

Guaranteed Program for School District Bonds  
General Education Development (GED)  
Driver Training  
Statewide Book Fund  
Motor Vehicle Registration Fees (Read to Succeed License Plates)

All fees collected in excess of the Comptroller of Public Accounts 2000-01 Biennial Revenue Estimate are hereby appropriated to the Texas Education Agency.

In the event that actual and/or projected fee revenue collections are insufficient to offset program costs, the Legislative Budget Board may direct that the Comptroller of Public Accounts reduce the appropriation authority provided herein to be within the amount of fee revenue expected to be available.

39. **Adult Education.** Priority shall be given to adult literacy programs in the expenditure of adult education funds appropriated above. It is the intent of the Legislature that, in providing educational programs, the administering agency or agencies shall make every effort to provide appropriate training to recipients of Temporary Assistance for Needy Families (TANF) in accordance with the Personal Responsibility and Work Opportunity Reconciliation Act of 1996. Out of the \$6,000,000 in general revenue funds appropriated each year above in Item B.2.5., Adult Education, an amount not less than \$2,000,000 each year shall be allocated to TEA's adult education cooperatives to provide education and training services to TANF recipients. In



**TEXAS EDUCATION AGENCY**  
(Continued)

addition, out of the Federal Temporary Assistance to Needy Families appropriated above in Item B.2.5., \$6,100,000 in 2000 and \$6,500,000 in 2001 shall be directed for services for adults who receive Federal cash assistance. Adults who receive Federal cash assistance have presumptive eligibility for adult education services regardless of their exemption from other work requirements. To implement these provisions, TEA shall enter into contracts or arrangements with the agency or agencies administering welfare reform and may work with other community-based organizations to offer services directly to adult TANF recipients. All providers of adult education shall meet the requirements defined in the Texas Education Code. Federal funds appropriated for this purpose shall be used for administrative expenditures only to the extent allowable under Federal regulations.

It is the intent of the Legislature that the Texas Education Agency, the Texas Higher Education Coordinating Board and the Texas Workforce Commission collaborate on a study of Adult Education and Literacy Programs in coordination with community based organizations and local education agencies and report to the Legislature and the Governor recommendations on strategies and funding that will maximize all resources, including any recommendations to consolidate the existing programs.

40. **Permanent School Fund: External Management Fees.** Contingent on the State Board of Education adopting asset allocation and investment policies for the Permanent School Fund that produce income to the Available School Fund for support of appropriations above for Strategies A.2.1., Foundation School Program and C.1.2., School Finance System - Operations, in excess of the amounts estimated in the Biennial Revenue Estimate prepared by the Comptroller of Public Accounts for the 2000-01 biennium, additional income projected by the Board for the Available School Fund from Permanent School Fund investments is appropriated to Strategy C.1.2., School Finance System - Operations, for expenditure for internal costs and fees for external management of Permanent School Fund assets.

The additional amounts appropriated for external management costs may not exceed .5 percent of market value of funds placed with external managers and may not be transferred to any other strategy within Goal C., Texas Education Agency Operations, or to Goal D., Indirect Administration. The amounts appropriated shall be made available for expenditure on a quarterly basis. Appropriations for external management costs may only be expended if the Board awards contracts for external management services on an open, formal request for proposal process which gives consideration to both performance and price.

41. **Limitation: Transfer Authority.** Notwithstanding the General Provisions of this Act, none of the funds appropriated above in Goal A., Standards of Achievement and Equity and Goal B., Local Excellence and Achievement, may be transferred to Goal C., Texas Education Agency Operations, or Goal D., Indirect Administration.

None of the funds appropriated to the Texas Education Agency for the purpose of funding the Foundation School Program under Chapter 42, Texas Education Code, may be transferred to any other item of appropriation or expended for any other purpose unless the Commissioner of Education provides written notice to the Legislative Budget Board and to the Governor of intent to transfer such funds at least fourteen days prior to the execution of the transfer. Such transfers from the Foundation School Program to other items of appropriation shall not exceed \$10 million in each fiscal year of the 2000-01 biennium. Any unexpended and unencumbered balances remaining after the last day of a fiscal year in any of the appropriations made for a purpose described by this provision shall lapse and accrue to the benefit of the unappropriated balance of the General Revenue Fund after taking into account the "settle-up" provision found in Section 42.253 (i), Texas Education Code.

To the extent necessary to avoid reductions in state aid as authorized by Section 42.253(h), Texas Education Code, and to the extent necessary to make adjustments authorized under Section 42.252(e), Texas Education Code, the Commissioner of Education is authorized to

**TEXAS EDUCATION AGENCY**  
(Continued)

- transfer Foundation School Program funds from fiscal year 2001 to fiscal year 2000. Such transfers are subject to prior approval by the Governor and the Legislative Budget Board. The Comptroller of Public Accounts shall cooperate as necessary to assist the completion of a transfer and spending made under this section. Such transfers shall not exceed \$150 million.
42. **Additional Funding Sources.** If the appropriations provided by this Act for the Foundation School Program are not sufficient to provide for expenditures for enrollment growth, district tax rate or taxable value of property, after accounting for any other appropriations made to the TEA and available for transfer for this purpose, the Legislative Budget Board and the Governor's Office of Budget and Planning may provide for, and are hereby authorized to direct, the transfer of sufficient amounts of funds to the TEA from appropriations made elsewhere in this Act.
43. **Reduction in Districts Tier One Allotment.** To fund appropriations for programs from compensatory education allotments, the Commissioner of Education shall reduce each district's tier one allotment. The reductions shall be made in the same manner as described for a reduction in allotments under Section 42.253, Education Code, and the Commissioner shall allocate funds to each district accordingly.
44. **Disciplinary Alternative Education Programs.** Out of the funds appropriated above in Item B.3.2., Deregulation and School Restructuring, there is hereby allocated the amount of \$18,000,000 for each year of the biennium for safe schools programs under Texas Education Code Section 37.008.
45. **Funding for Juvenile Justice Alternative Education Programs.** Out of the funds appropriated above in Strategy B.3.2., Deregulation and School Restructuring, \$10,000,000 in 2000 and \$10,000,000 in 2001 shall be set aside from the Compensatory Education Allotment in each year and transferred to the Juvenile Probation Commission for the support of Juvenile Justice Alternative Education Programs. This set-aside shall not effect the calculation of the number of students in weighted average daily attendance under TEC 42.302.
46. **FSP Funding for the Texas Youth Commission.** Out of the funds appropriated above in Strategy A.2.1., Foundation School Program, the Texas Education Agency shall allocate to the Texas Youth Commission the basic allotment of the Foundation School Program minus the amounts allocated to the Commission pursuant to Texas Education Code Section 30.102 (a) for each student in average daily attendance. These amounts are estimated to be \$9,550,456 in fiscal year 2000 and \$9,945,796 in fiscal year 2001. This transfer shall not be subject to the limitation in Rider 41, Limitation: Transfer Authority.
47. **Successful Schools Award Program.** Out of the funds appropriated above in strategy A.1.2., Accountability System, \$2,500,000 in each year of the biennium is allocated for the Successful Schools Award Program pursuant to section 39.091 et seq, of the Texas Education Code. Of this amount, \$500,000 in each year shall be awarded based upon criteria designed to recognize effective and innovative approaches to increasing the number of parents or guardians attending parent-teacher conferences.
48. **Early Childhood Education and Care Coordination.** It is the intent of the Legislature that the Texas Education Agency participate to the extent practicable in interagency early childhood education and care coordination initiatives. This includes but is not limited to participation in the Head Start collaboration project or any other interagency entity formed to address the coordination of early childhood care and education service delivery and funding.
49. **Programs for Parents.** It is the intent of the Legislature that the Texas Education Agency encourage parents of at-risk children to participate in parenting programs including but not limited to the home instruction program for pre-school youngsters, parents as teachers, Texas A&M Agricultural Extension Parenting Programs, and other parenting programs available in

**TEXAS EDUCATION AGENCY**  
(Continued)

their communities. The Texas Education Agency shall utilize funds from Item B.2.3., Support Programs for this purpose.

- \* 50. **Guaranteed Yield Level.** In accordance with Chapter 42, Subchapter F, Texas Education Code, Guaranteed Yield Program (Tier Two), Section 42.302, the guaranteed level per weighted student per cent of tax effort is hereby set at \$24.99.
- 51. **Regional Education Service Center Dyslexia and Related Disorders Coordinators.** It is the intent of the Legislature that each Regional Education Service Center establish a coordinator for dyslexia and related disorders services pursuant to Section 38.003 of the Texas Education Code. Out of the funds appropriated above in Item B.3.1., Regional Training and Development, the Commissioner of Education shall direct \$150,000 in each year of the biennium to assist in the funding of such coordinators.
- 52. **Receipt and Use of Federal Funds.** The Commissioner of Education is authorized to apply for, receive and disburse funds in accordance with plans or applications acceptable to the responsible federal agency or other public or private entity that are made available to the State of Texas for the benefit of education and such funds are appropriated to the specific purpose for which they are granted. It is the intent of the Legislature that when entering into any contract or plan with the Federal Government or other entity, prime consideration shall be given to preserving maximum local control for school districts.
- 53. **Teen Parents.** Out of the funds appropriated above in Item B.2.3., Support Programs, \$3,000,000 of Federal Temporary Assistance for Needy Families funds shall in each year of the biennium be directed to intensive services for teen parents to prevent long-term reliance on public assistance. These programs shall provide school to work transition services, dropout prevention services, and other support services including abstinence education.
- 54. **Textbook Availability.** The Texas Education Agency shall work with independent school districts to ensure that the appropriate course textbook is available for each student in kindergarten through third grade enrolled in every core curriculum course.
- 55. **Parental Involvement.** In establishing the criteria for awarding grants from the Texas Education Agency to schools through the Governor's Texas Reading Initiative, the Commissioner shall require any school-applicant to submit to the Commissioner a plan for parental involvement in its reading academy or reading program.
- 56. **School Improvement and Parental Involvement Initiative.** Out of the funds appropriated above in Item B.3.2., Deregulation and School Restructuring, the Commissioner shall allocate \$1,000,000 in each year of the biennium to the Charles A. Dana Center at The University of Texas at Austin and \$750,000 in each year for the AVANCE family support and education program and \$125,000 in each year for the State Marine Science Center in Palacios. Palacios Independent School District shall act as the fiscal agent for the State Marine Science Center appropriation, and shall direct an amount not to exceed \$50,000 in each year of the biennium for maintenance and insurance of the State Marine Science Center.

Out of the funds appropriated above in Item B.3.2., Deregulation and School Restructuring, and in Item A.3.3., Improving Education Performance, the Commissioner may fund programs intended to increase parent involvement and improve academic achievement. The Commissioner shall give priority to programs that provide matching funds. Programs that may be funded include, but are not limited to, the German Teacher Exchange Program, the South Texas Literacy Foundation, the Texas Council on Economic Education, and the One Community/One Child Program. It is the intent of the Legislature that none of the funds expended by the Charles A. Dana Center shall be used to support the commercial development and marketing of textbooks.

\* *Modified per changes in Senate Bill 4, Regular Session, 1999.*

**TEXAS EDUCATION AGENCY**  
(Continued)

The Commissioner shall evaluate programs funded under this section and programs that do not demonstrate a positive effect on student performance shall be eliminated.

57. **Special Foundation School Program Payments.** The Texas Academy of Leadership in Humanities is entitled to Foundation School Program (FSP) allotments for each student enrolled in the academy as if it were a school district, except that the local share applied is equal to the Beaumont ISD's local share. The same methodology shall apply to the Texas Academy of Mathematics and Science with a local share equal to Denton ISD's and to the Seaborne Conservation Corps, with a local share equal to Galveston's ISD's.

58. **Texas Reading Initiative.** Out of the funds appropriated above in Strategy A.1.1., Assessment, \$25,000,000 in 2000 and \$25,000,000 in 2001 shall be allocated to the Governor's Reading Initiative. These funds shall be allocated in the following manner:

- a. Not less than 85 percent shall be distributed by the commissioner for reading diagnostic assessments and on a competitive grant basis to be used by schools for the implementation of scientific, researched-based reading programs, the purchase of additional instructional or diagnostic reading materials, necessary reading materials for libraries, instructional staff, or for related professional staff development of educators with the goal of as much direct intervention with students as possible. To be eligible for funding, schools must perform a diagnostic assessment for below grade level reading skills and submit a plan for parental involvement in the program.
- b. An amount not to exceed 10 percent of the total appropriation for the reading initiative may be used at the Commissioner's discretion for reading improvement, research or development.
- c. The Commissioner may transfer up to 10 percent of the appropriation among strategies in Goals A and B.
- d. The Commissioner may transfer up to 5 percent of the appropriation from Goal A to Goal C, Operations or Goal D, Indirect Administration for purposes of administering and evaluating the program.
- e. Any balances as of August 31, 2000, are appropriated for the 2001 fiscal year.

The Commissioner shall develop performance measures for the reading initiative program.

59. **Statewide Technology Initiatives.** The Texas Education Agency and the Telecommunications Infrastructure Fund Board shall coordinate their efforts providing educational technology to public schools in order to prevent duplication of effort and funding. The Texas Education Agency shall provide to the TIF Board annual and periodic accounting of the expenditure of TIF funds appropriated to the Agency, including the type of project funded at both the campus and district level. Public schools receiving TIF funding are entitled to an accounting of those funds. This information shall also be reported to the Legislature through the biennial Progress Report on the Long Range Plan for Technology.

60. **Funding for Tuition Credit Program.** Out of the funds appropriated above there is hereby transferred via interagency contract to the Texas Higher Education Coordination Board an amount of funds, estimated to be \$3,450,000 in each year or the biennium, from the Foundation School Fund sufficient to pay for the Early High School Graduation Scholarship Program, and tuition and fee exemptions in accordance with Texas Education Code, Sections 54.212 and 54.214.

61. **Earned Federal Fund Appropriations.** Pursuant to Chapter 317 of the Texas Government Code, Earned Federal Funds earned in excess of the amounts shown in the Method of Finance

**TEXAS EDUCATION AGENCY**  
(Continued)

for 2000 and 2001 are hereby appropriated to the Texas Education Agency in amounts not to exceed \$1,500,000 in each fiscal year. The additional amounts specified by this provision can be exceeded only with the prior approval of the Governor and the Legislative Budget Board.

62. **Texas Education Agency's Revolving Account.** It is the intent of the Legislature that the Comptroller of Public Accounts establish, maintain and appropriate the "Texas Education Agency's Revolving Account" to account for the expenditures, revenues, and balances of managing a full cost-recovery Consolidated Print Shop. The expenditures, revenues, and balances for this operation shall be maintained separately by the Texas Education Agency within its accounting system. Any unobligated balances as of August 31, 2000, are reappropriated for the same use during fiscal year 2001. For the purpose of meeting cash flow needs, the Texas Education Agency may temporarily transfer funds from Goal D, Indirect Administration, to the revolving account. Transfers must be returned by the end of the fiscal year.
63. **Certification of Pre-kindergarten Expenditures.** Out of the funds appropriated above in Item A.2.1., Foundation School Program, the Texas Education Agency shall certify each year of the biennium the maximum pre-kindergarten expenditures allowable under federal law as maintenance of effort for Temporary Assistance for Needy Families (TANF) and state match for the Child Care Development Fund.
64. **Texas After-School Initiative.** Out of the funds appropriated to Strategy B.2.3., Instructional and Academic Support Programs, \$12,500,000 in 2000 and \$12,500,000 in 2001 shall be allocated for the Texas After-School Initiative and may be expended in accordance with the following provisions:
- a. Not less than 85 percent shall be distributed by the Commissioner for after-school programs and on a competitive grant basis to be used by eligible school districts for the implementation of quality after-school programs serving students of middle school age. Funding shall be targeted to districts that correspond with certain high juvenile crime zip codes as identified by juvenile referral data gathered by the Texas Criminal Justice Policy Council. To be eligible for funding, districts must demonstrate that the after-school programs primarily serve students at risk of academic failure and/or at risk of committing juvenile offenses, and that the programs include an academics-based curriculum linked to the Texas Essential Knowledge and Skills, a character/citizenship education component, a plan for parental and/or mentor involvement, and assurances that no supplanting of current funds dedicated to after-school programs will occur. Districts may contract with private sector organizations to deliver all or part of the program.
  - b. An amount not to exceed 10 percent of the total appropriation for fiscal year 2000 for the after-school initiative may be used at the Commissioner's discretion for after-school improvement, research or development, and mentoring. Any unexpended balances from this amount are reappropriated for fiscal year 2001.
  - c. The Commissioner may transfer up to 10 percent of the appropriation among strategies in Goals A and B.
  - d. The Commissioner may transfer up to 5 percent of the appropriation from Goal A to Goal C, Operations, or Goal D, Indirect Administration, for purposes of administering or evaluating the program.
- The Commissioner shall develop performance measures for the after-school initiative.
65. **Ready to Read Program.** Out of the funds appropriated in Strategy A.1.1., Assessment, \$1,000,000 in 2000 and \$1,000,000 in 2001 shall be used for the Texas Ready to Read Program.

**TEXAS EDUCATION AGENCY**  
(Continued)

The Texas Education Agency shall expend these funds in accordance with the following provisions:

- a. Not less than 95 percent shall be distributed on a competitive grant basis to preschool programs to provide scientific, research-based, pre-reading instruction, with the goal of directly improving the pre-reading skills of approximately 3,000 three- and four-year-old children and identifying cost-effective models for pre-reading interventions. To be eligible for the grants, applicants must serve at least 75 percent low-income children based on the federal free and reduced price lunch program standard.
- b. Ready to Read grants shall be matched with 50 percent locally raised public or private funds.
- c. A public school district may be the direct recipient of a grant, although preference shall be given to collaborations of public preschools, Head Start centers, and other early childhood education centers.
- d. The Commissioner shall ensure the administration of the Texas Ready to Read Grants is a preschool extension of the Texas Reading Initiative.
- e. The Commissioner may transfer up to 5 percent of this appropriation from Goal A to Goal C, Operations, or Goal D, Indirect Administration, for purposes of administering and evaluating the program.
- f. Any balances as of August 31, 2000, are appropriated for the 2001 fiscal year.

66. **Technology Pilot Programs.** Out of the funds appropriated from the Telecommunications Infrastructure Fund in Item A.3.2., Technology, the Commissioner shall allocate an amount not to exceed \$60,000 in 2000 and \$1,307,200 in 2001 to conduct the educational technology pilot programs, including the laptop initiative. The funds may be used for contractor fees, direct support to participating school districts for assistance in data collection and evaluation, and operating costs to the agency for project management. The Commissioner shall present the results of the pilot programs to the Legislature and the Governor no later than December 1, 2000. The expenditure of such funds shall not be subject to the limitations in Rider 41, Limitation: Transfer Authority.

\* 67. **Contingency Appropriation: Senate Bill 3.** Contingent upon enactment of Senate Bill 3 or similar legislation relating to the establishment of a Master Reading Teacher certification and allotment, the Texas Education Agency is hereby appropriated \$12,000,000 for fiscal year 2001 for the purpose of funding Master Reading Teacher stipends for school districts with certified Master Reading Teachers.

\*\*68. **Student Success Initiative.** Contingent on the enactment of Senate Bill 1, or similar legislation, there is hereby appropriated to the Texas Education Agency \$65,992,204 in fiscal year 2000 and \$107,290,554 in fiscal year 2001 from the General Revenue Fund for the Student Success Initiative. With the exception of the amounts listed below, the Commissioner shall expend these funds for teacher training and allocations to schools for the purpose of implementation of scientific, research-based programs for students who have been identified as unlikely to achieve the third grade TAAS reading standard by the end of third grade. The funding for student programs for fiscal year 2000 shall be limited to students in kindergarten. The funding for student programs for fiscal year 2001 shall be limited to students in kindergarten and grade 1.

- a. An amount not to exceed 2 percent of the total appropriation for the initiative may be used at the Commissioner's discretion for research, development, and evaluation of the program. The expenditure of these funds shall not be subject to the limitations on transferability.

\* See House Bill 2307 for similar legislation.

\*\* See Senate Bill 4 for similar legislation.

**TEXAS EDUCATION AGENCY**  
(Continued)

- b. An amount not to exceed \$400,000 per year may be used by the Commissioner to administer the program. The expenditure of these funds shall not be subject to the limitations on transferability.
- c. Any balances as of August 31, 2000 are reappropriated for fiscal year 2001 for the same purposes.

The Commissioner shall develop performance measures for the program. Also contingent on the passage of SB1, the "Number of Full-time Equivalent Positions (FTEs)" figure indicated above is hereby increased by five in each year of the biennium.

- 69. **Standards for Gifted and Talented Students Pilot Project.** It is the intent of the Legislature that the Texas Education Agency develop an assessment system and statewide standards for gifted and talented students at all grade levels. Out of the funds appropriated above in Strategy C.1.3., Improving Instruction - Operations, the Texas Education Agency shall expend \$277,250 in each year of the 2000-01 biennium to begin development of such a system, and shall pilot high school exit-level standards for the performance of gifted and talented students in the areas of mathematics, science, social studies and language arts. School district participation in the project or in the use of the standards is not mandatory. The exit-level pilot shall be completed by August, 2001.
- 70. **Matching Funds for Library Purchases.** It is the intent of the legislature that for each dollar expended by school districts for books and other school library materials that are catalogued and circulated from a central source in each school building, the Texas Education Agency shall provide a 25% match to be used for the same purpose. The maximum amounts to which a match will pertain shall be one dollar per student in the district and the total amount allocated under this provision shall not exceed twenty-five cents per student enrolled in Texas public school in each year of the 2000-01 biennium. Funds expended pursuant to this provision shall not supplant funds expended by school districts for school library materials. Funds for this purpose shall be allocated out of available federal Consolidated Administrative funds and from funds from grants subject to the federal "Ed Flex" statute. Funds allocated pursuant to this provision shall not exceed \$925,000 in each year of the biennium.

The Texas Education Agency shall establish rules by which matching funds are allocated to districts. It is the intent of the legislature that public school libraries be in compliance with standards established by the State Library and Archives Commission. To meet that goal, it is also the intent of the legislature that school districts which do not yet meet the established standards shall direct any matching funds allocated under this provision on purchases designed to bring the district into compliance.

- 71. **Dropout Rate Study to Be Conducted.** The Legislative Budget Board, State Auditor's Office and the Texas Education Agency shall conduct a thorough study of the current system used to identify and report students who do not graduate from high school or those who dropout of school before enrolling in high school.

The study shall determine the actual number and percentage of students not completing high school within four years of enrolling in the ninth grade. The findings shall be disaggregated by ethnicity and economic status.

The study shall include recommendations on whether the current method of reporting dropouts (or leavers) should be replaced and/or augmented by data based upon the number of students completing high school. If the study recommends a new method or system, it will also identify when it should be implemented and used by school districts. The study shall be completed and reported to the Legislature and the Governor no later than January 1, 2001.

**TEXAS EDUCATION AGENCY**  
(Continued)

72. **Notification of Investigation Findings.** The agency shall notify the State Senators and Representatives that represent districts directed by the Texas Education Agency to perform internal investigations of the findings of such investigations prior to the release of the findings.
73. **Coordination of Assistance to School Districts.** The Texas Education Agency shall work in cooperation with the Texas Comptroller of Public Accounts to assist school districts in the investment of funds and with the Bond Review Board to assist school districts entering into bonded indebtedness or lease purchase agreements.
74. **Education Technology Coordinating Council.** The Texas Education Agency, the Department of Information Resources, the General Services Commission, the State Board for Educator Certification, the Telecommunications Infrastructure Fund Board, the State Library and Archives Commission, the Higher Education Coordinating Board and Colleges of Education shall direct a representative of their agency or institution to participate in a Education Technology Coordinating Council designed to ensure the cooperation and coordination of the state's efforts to implement educational technology initiatives. The Council is also charged with the development of a statewide master plan for educational technology. The Council shall give particular attention to the coordination of pre-service and in-service training for teachers and librarians. Participating agencies shall share resources as necessary to provide adequate staff for the Council.
75. **Arts Education.** Out of the Foundation School Program funds appropriated to the Texas Education Agency in this Act, \$300,000 in fiscal year 2000, and \$300,000 in fiscal year 2001 shall be directed to and expended by the Commission on the Arts under the Commission's Strategy B.1.1., Arts Education, for the purpose of awarding grants for arts education. These amounts shall be directed and expended in addition to funds separately appropriated under this Act to the Commission on the Arts under Strategy B.1.1., Arts Education.
76. **Pilot Project: Learning Through Listening.** Out of the funds appropriated above in Strategy B.2.2., Students with Disabilities, the Commission shall expend \$171,299 in 2000 and \$158,100 in 2001 to pilot a program of intensive reading instruction using recorded material technology for visually impaired and reading disabled students. The program shall target students in kindergarten through third grade with learning disabilities, dyslexia, vision impairments, and physical disabilities in integrated settings.
77. **State Board for Educator Certification Test Development.** Out of the funds appropriated above in Strategy A.2.1., Foundation School Program, the Texas Education Agency shall transfer by interagency voucher \$1,514,338 in each year of the 2000-01 fiscal biennium to the State Board for Educator Certification for the development of assessment instruments.
78. **Travel for Monitoring.** The limitation on travel expenditures in Article IX of this Act, does not apply to TEA's travel costs directly associated with monitoring and auditing visits conducted under state and federal statutes. For purposes of this calculation, TEA will notify the Comptroller and the Legislative Budget Board of the fiscal year 1998 travel expenditures, less monitoring and auditing travel, to calculate the travel limitation on non-monitoring travel.
79. **Allocations Pursuant to Senate Bill 7.** Contingent on enactment of Senate Bill 7 or similar legislation, any appropriated funds transferred from the Public Utility Commission pursuant to that legislation to the Foundation School Fund shall be allocated by the Texas Education Agency to local school districts to implement the provisions of that Act.



**TEXAS EDUCATION AGENCY**  
(Continued)

- \* 80. **Kindergarten and Pre-Kindergarten Grant Programs.** Out of the funds appropriated above in Strategy B.1.1., Instructional Excellence, the Commissioner of Education shall allocate \$100,000,000 in 2000 and \$100,000,000 in 2001 for the purpose of providing grants for kindergarten and pre-kindergarten programs consistent with the provisions of Texas Education Code §29.155. Any unexpended balances as of August 31, 2000 are appropriated for the same purpose for the 2001 fiscal year.
  
- \* 81. **Head Start Educational Component.** Out of the funds appropriated above in Strategy B.1.1., Instructional Excellence, the Commissioner of Education shall, pursuant to Texas Education Code §29.156, allocate \$7,500,000 in 2000 and \$7,500,000 in 2001 as grants to programs providing an educational component to Head Start, or other similar government-funded early childhood care and education programs. Any unexpended balances as of August 31, 2000 are appropriated for the same purpose for the 2001 fiscal year.
  
- \* 82. **Basic Skills Programs for High School Students.** Out of the funds appropriated above in Strategy B.1.1., Instructional Excellence, the Commissioner of Education shall, in a manner consistent with Texas Education Code §29.086, allocate \$42,500,000 in 2000 and \$42,500,000 in 2001 as grants to school districts implementing special programs for students in grade 9 who have not earned sufficient credit to advance to grade 10 and who do not meet the Commissioner's established minimum skill levels. Any unexpended balances as of August 31, 2000 are appropriated for the same purpose for the 2001 fiscal year.
  
- \*\*83. **Appropriations Made in Other Legislation: Senate Bill 4.** The amount of \$60,000,000 in 2000 plus unexpended balances in 2001 are appropriated from the general revenue Foundation School Fund to the Texas Education Agency in Senate Bill 4, Section 1.44, Acts of the Seventy-sixth Legislature for support of the Foundation School Program.

\* *Added per changes in Senate Bill 4, Regular Session, 1999.*

\*\* *As added in Senate Bill 4, Regular Session, 1999.*

## STATE BOARD FOR EDUCATOR CERTIFICATION

For the Years Ending	
August 31, 2000	August 31, 2001

### A. Goal: EDUCATOR CERTIFICATION

The State Board for Educator Certification will ensure the highest level of educator preparation and practice to achieve student excellence.

#### Outcome (Results/Impact):

Percent of Teachers Who Are Certified	97%	97%
Percent of Teachers Who Are Employed/Assigned to Teaching Positions for Which They Are Certified	97%	97%
Percent of Educators Trained through Centers for Professional Development of Teachers	7%	8%
Percent of Documented Complaints Resolved Within Six Months	55%	55%
Percent of Individuals Certified Through the Centers for Professional Development of Teachers	50%	60%
Percent of Educator Preparation Programs Rated 'Accredited'	81%	81%

#### A.1.1. Strategy: EDUCATOR CERTIFICATION/ DEVELOPMENT

	\$ 15,133,693	\$ 14,684,041
--	---------------	---------------

Build the capacity of the Texas public education system so that all candidates for certification or renewal of certification demonstrate the knowledge and skills necessary to improve academic performance of all students in the state.

#### Output (Volume):

Individuals Certified Through Alternative Certification Programs	5,300	5,300
Number of Individuals Issued Initial Teacher Certificates	18,000	18,500

#### Efficiencies:

Average Cost Per Certificate Issued	40	40
-------------------------------------	----	----

#### Explanatory:

Number of Educators Certified	288,000	292,000
-------------------------------	---------	---------

#### A.1.2. Strategy: EDUCATOR PROFESSIONAL CONDUCT

	\$ 812,878	\$ 814,494
--	------------	------------

Implement measures to ensure all educators engage in high levels of professional conduct.

#### Output (Volume):

Number of Complaints Resolved	2,000	2,070
Number of Complaints Prosecuted	150	150

#### Efficiencies:

Average Time for Resolving Complaints (Days)	100	100
Average Cost per Complaint Resolved	400	400

#### A.1.3. Strategy: PROFESSIONAL DEVELOPMENT CENTERS

	\$ 4,519,575	\$ 1,590,310
--	--------------	--------------

Ensure relevant, field-based training of educators through support of Centers for Professional Development of Teachers.

#### Output (Volume):

Number of Individuals Certified Through the CPDTs	10,550	10,950
---	--------	--------

**STATE BOARD FOR EDUCATOR CERTIFICATION**  
(Continued)

**Efficiencies:**

Currently Funded Centers for Professional Development of Teachers

10

6

**Total, Goal A: EDUCATOR CERTIFICATION**

\$ 20,466,146

\$ 17,088,845

**Grand Total, STATE BOARD FOR EDUCATOR CERTIFICATION**

\$ 20,466,146

\$ 17,088,845

**Method of Financing:**

General Revenue Fund

\$ 4,331,570

\$ 1,416,482

Certification and Assessment Fees (General Revenue Fund)

9,620,238

9,158,025

Federal Funds

5,000,000

5,000,000

Interagency Contracts - Transfer from Foundation School Fund No. 193

1,514,338

1,514,338

**Total, Method of Financing**

\$ 20,466,146

\$ 17,088,845

**Number of Full-time Equivalent Positions (FTE)**

52.0

52.0

**Schedule of Exempt Positions**

Executive Director, Group 3

\$75,000

\$75,000

- Capital Budget.** None of the funds appropriated above may be expended for capital budget items except as listed below. The amounts shown below shall be expended only for the purposes shown and are not available for expenditure for other purposes.

2000

2001

Out of Certification and Assessment Fees  
(General Revenue Fund):

- Acquisition of Information Resource Technologies

(1) Integrated Technology System

\$ 1,090,500

\$ 630,850

Total, Capital Budget

\$ 1,090,500

\$ 630,850

- Reimbursement of Advisory Committees.** None of the funds appropriated in this Act to the State Board for Educator Certification may be used for the reimbursement of advisory committee members unless the Chairman of the Board provides written notification, including a justification of the purpose of the committee, to the Legislative Budget Board and the Governor.
- Appropriations Limited to Revenue Collections.** It is the intent of the Legislature that fees, fines, and other miscellaneous revenues as authorized and generated by this agency cover, at a minimum, the cost of the appropriations made above for strategies A.1.1. and A.1.2., as well as the "other direct and indirect costs" associated with these functions, appropriated elsewhere in this Act. "Other direct and indirect costs" for these functions are estimated to be \$513,996 in 2000 and \$520,564 in 2001. In the event that actual and/or projected revenue collections are insufficient to offset the cost identified by this provision, the Legislative Budget Board may direct that the Comptroller of Public Accounts reduce the appropriation authority above to be within the amount of revenue expected to be available. This provision does not apply to

**STATE BOARD FOR EDUCATOR CERTIFICATION**  
(Continued)

\$1,514,338 for each year of the biennium in Interagency Contracts for Strategy A.1.1. that is appropriated to the agency to cover test development costs.

4. **Assessment Fees.** In order to ensure that all examinations required for certification reflect the Texas Essential Knowledge and Skills developed under Section 28.002 of the Texas Education Code as well as the competencies required of professional educators, all unexpended balances of assessment fees remaining as of August 31, 1999 are hereby reappropriated for the biennium beginning September 1, 1999, in an amount not to exceed \$310,000. Any balances on hand at the end of fiscal year 2000 may be carried over to fiscal year 2001. Such reappropriation and carry-forward may only be used for the purpose of test administration and development.
5. **Exam Locations.** The State Board for Educator Certification shall ensure that sites in the state of Texas that provide the main certification examination for educators (a.k.a. ExCET) are located such that there is a site within 50 miles of every Board-approved educator preparation program. In addition, the Board shall conduct a study to determine the potential savings of offering the ExCET exam in all approved educator preparation program facilities.
6. **Contingency Appropriation: Senate Bill 3.** Contingent upon enactment of Senate Bill 3 or similar legislation relating to the establishment of a Master Reading Teacher certification and allotment, the State Board for Educator Certification is hereby appropriated \$350,000 for fiscal year 2000 with authority to expend any unexpended balances in fiscal year 2001 for the development of the Master Reading Teacher standards and the Master Reading Teacher exam to be completed by no later than January 1, 2001.

**SCHOOL FOR THE BLIND AND VISUALLY IMPAIRED**

For the Years Ending	
August 31, 2000	August 31, 2001

**A. Goal: ACADEMIC AND LIFE TRAINING**

Students who are visually impaired or deafblind will demonstrate the skills and knowledge to lead vocationally, personally, and socially satisfying lives as demonstrated by academic success and successful transition to the community.

**Outcome (Results/Impact):**

Percent of Students Meeting at Least 70 Percent of Their Annual Individual Education Plan Objectives	86%	88%
Average Length of Enrollment in Regular School Year Program (Months)	27	27
Percent of Students Whose Responding Local School Districts Rated Their Learning or Experience at Summer School as Very Satisfactory or Above	85%	88%

**A.1.1. Strategy: CLASSROOM INSTRUCTION**

Provide a well-balanced curriculum which includes disability-specific skills and which meets either State Board of Education requirements for regular education or individual education plan goals. Provide instruction in academic/functional, vocational, and orientation and mobility skills and promote the successful transition of students to local schools, community placements, work, or further education.

	\$	3,200,482	\$	3,154,945
--	----	-----------	----	-----------

**SCHOOL FOR THE BLIND AND VISUALLY IMPAIRED**  
(Continued)

**Output (Volume):**

Number of Students Enrolled in Day Programming During Regular School Year	150	150
Number of Multihandicapped Students Enrolled	108	108

**Efficiencies:**

Average Cost of Instructional Program Per Student Per Day	118.48	121.46
---	--------	--------

**A.1.2. Strategy: RESIDENTIAL PROGRAM** \$ 3,032,024 \$ 2,244,113

Conduct residential programming that provides instruction in independent living skills and social skills.

**Output (Volume):**

Number of Students Enrolled in Residential Programming During Regular School Year	143	143
---	-----	-----

**A.1.3. Strategy: SUMMER SCHOOL CURRICULA** \$ 872,809 \$ 872,809

Provide a variety of specialized summer school curricula designed to meet the educational needs of students with visual impairments, which includes offerings in the following content areas: (a) communication skills (including the application of braille skills); (b) electronic technology skills; (c) orientation and mobility; (d) career education; (e) independent living skills; (f) social skills; and (g) recreation skills. Provide summer school residential programming and curriculum which includes offerings in the following content areas: (a) independent living skills; (b) social skills; (c) recreation; and (d) enrichment activities.

**Output (Volume):**

Number of Students Enrolled During Summer School	285	285
--	-----	-----

**Efficiencies:**

Average Cost of Summer School Program per Student	3,091.28	3,121.52
---	----------	----------

**A.1.4. Strategy: RELATED AND SUPPORT SERVICES** \$ 2,745,106 \$ 2,508,971

Provide related services during the regular school year and summer programs that support the instruction of students attending TSBVI.

**Output (Volume):**

Number of Hours of Physical/Motor Services Provided	36,000	36,000
---	--------	--------

**Total, Goal A: ACADEMIC AND LIFE TRAINING** \$ 9,850,421 \$ 8,780,838

**B. Goal: STATEWIDE RESOURCE CENTER**

Families, professionals, and paraprofessionals will have the knowledge and skills necessary to improve educational programming and other services for all Texas students who are visually impaired or deafblind.

**Outcome (Results/Impact):**

Percent of Families, Professionals, and Paraprofessionals Rating as Very Satisfactory or Above the Improvement of Their Knowledge and Skills as a Result of the Services or Products Received from TSBVI	80%	80%
--	-----	-----

**B.1.1. Strategy: TECHNICAL ASSISTANCE** \$ 1,643,211 \$ 1,493,728

Provide technical assistance and information and referral services for families of and programs serving

**SCHOOL FOR THE BLIND AND VISUALLY IMPAIRED**  
(Continued)

children with visual impairments and children with deaf-blindness through preservice, inservice and family services programs.

**Output (Volume):**

Number of On-Site Visits 215 220

**C. Goal: EDUC PROF SALARY INCREASES**

Educational Professional Salary Increases

**C.1.1. Strategy: EDUC PROF SALARY INCREASES** \$ 189,050 \$ 387,553

Provide for payment of salary increases for educational professionals equal to the increases granted to employees employed in comparable positions in the Austin Independent School District. Estimated.

**D. Goal: INDIRECT ADMINISTRATION**

**D.1.1. Strategy: CENTRAL ADMINISTRATION** \$ 2,556,959 \$ 2,387,335

**Grand Total, SCHOOL FOR THE BLIND AND VISUALLY IMPAIRED**

\$ 14,239,641 \$ 13,049,454

**Method of Financing:**

General Revenue Fund	\$ 11,883,566	\$ 10,842,862
Federal Funds	1,232,782	1,232,782
Appropriated Receipts	727,899	727,899
Interagency Contracts	<u>395,394</u>	<u>245,911</u>

**Total, Method of Financing**

\$ 14,239,641 \$ 13,049,454

**Number of Full-time Equivalent Positions (FTE)** 355.0 355.0

**Schedule of Exempt Positions**

Executive Director, Group 3 \$84,000 \$84,000

1. **Capital Budget.** None of the funds appropriated above may be expended for capital budget items except as listed below. The amounts shown below shall be expended only for the purposes shown and are not available for expenditure for other purposes. Amounts appropriated above and identified in this provision as appropriations either for "Lease payments to the Master Lease Purchase Program" or for items with an "(MLPP)" notation shall be expended only for the purpose of making lease-purchase payments to the Texas Public Finance Authority pursuant to the provisions of V.T.C.S., Art. 601d, Sec. 9A.

2000 2001

Out of the General Revenue Fund:

- |  |                   |           |
|--|-------------------|-----------|
| a. Repair or Rehabilitation of Buildings and Facilities            |                   |           |
| (1) Dormitory Renovation   | \$ 728,166        | \$        |
| (2) Maintain and Renovate Aging Facilities                         | <u>\$ 80,125</u>  | <u>\$</u> |
| <b>Total, Repair or Rehabilitation of Buildings and Facilities</b> | <u>\$ 808,291</u> | <u>\$</u> |
| b. Acquisition of Information Resource Technologies                |                   |           |
| (1) Technology Upgrade   | 63,000            | 63,000    |

**SCHOOL FOR THE BLIND AND VISUALLY IMPAIRED**  
(Continued)

(2)	Technology Infrastructure Upgrade/ Replacement	77,500	
(3)	Instructional Materials	\$ 214,600	\$ 131,850
Total, Acquisition of Information Resource Technologies		<u>\$ 355,100</u>	<u>\$ 194,850</u>
c. New Transportation Items			
(1)	School Transportation (Vans)	17,298	17,370
(2)	Transportation (Buses and Vans)	\$ 205,000	\$
Total, New Transportation Items		<u>\$ 222,298</u>	<u>\$ 17,370</u>
d. Lease Payments (MLPP) for 1998-99 Acquisitions			
(1)	Telephone System	35,486	
(2)	School Bus	\$ 17,702	\$ 17,630
Total, Lease Payments (MLPP) for 1998-99 Acquisitions		<u>\$ 53,188</u>	<u>\$ 17,630</u>
Total, Capital Budget		<u>\$ 1,438,877</u>	<u>\$ 229,850</u>

2. **Educational Professional Salary Increases.** The funds appropriated in Strategy C.1.1: Educational Professional Salary Increases, are estimated General Revenue and are contingent upon the increases granted to comparable educational professionals in the Austin Independent School District. No later than November 1 of each year of the biennium, the Texas School for the Blind and Visually Impaired shall submit, in a form acceptable to the Legislative Budget Board and the Governor, a computation of the salary increases. The school is directed to include in each year of the subsequent biennium baseline budget request the actual amount expended for salary increases in the second year of the previous biennium.
3. **Sale of Avenue A Property.** As an exception to other provisions of this Act, the Texas School for the Blind and Visually Impaired is hereby appropriated the proceeds from the sale of the Texas Commission for the Blind apartments located at 4409 Avenue A, Austin, Texas, 78756, for the purpose of constructing a residential facility or facilities for use by both agencies. Proceeds from the sale, estimated to be \$400,000, shall be deposited to the General Revenue fund. The new facility/facilities are to be constructed on the School's property, located at 1100 West 45<sup>th</sup> Street in Austin, Texas.

**SCHOOL FOR THE DEAF**

For the Years Ending	
August 31,	August 31,
<u>2000</u>	<u>2001</u>

**A. Goal: ACADEMIC AND LIFE TRAINING**

The Texas School for the Deaf will provide academic, vocational, life skills training and other student services in a safe and positive residential environment necessary for students to become productive citizens and achieve their maximum potential.

**Outcome (Results/Impact):**

Percent of Students Meeting at Least 70 Percent of Their Annual Individual Education Plan Objectives	80%	83%
Average Length of Enrollment in Regular Year Program (Months)	35	35

**SCHOOL FOR THE DEAF**  
(Continued)

<b>A.1.1. Strategy:</b> CLASSROOM INSTRUCTION	\$	5,473,782	\$	5,509,889
Provide state-of-the-art instruction and training utilizing technology, content mastery, bilingual/bicultural, and whole language techniques.				
<b>Output (Volume):</b>				
Number of Students Enrolled at TSD		500		500
Number of Multihandicapped Students Enrolled		70		70
<b>Efficiencies:</b>				
Average Cost of Instructional Program Per Student Per Day		60.68		63.3
<b>A.1.2. Strategy:</b> RESIDENTIAL PROGRAM	\$	2,861,861	\$	2,802,668
Provide after school residential programming which includes instruction in Social, Physical, Intellectual, Cultural and Emotional (SPICE) skills as well as a comprehensive student development and athletic programs.				
<b>Output (Volume):</b>				
Number of Residential Students		350		350
<b>Efficiencies:</b>				
Average Cost of Residential Program per Student per Night		28.72		28.15
<b>A.1.3. Strategy:</b> EXTENDED YEAR SERVICES	\$	222,815	\$	217,373
Provide Extended Year Services to deaf students with multiple disabilities and specialized summer school curricula for eligible TSD students.				
<b>Output (Volume):</b>				
Number of TSD Students Enrolled in Summer Programs		120		120
<b>Efficiencies:</b>				
Average Cost of Summer Program per TSD Student		961		961
<b>A.1.4. Strategy:</b> RELATED AND SUPPORT SERVICES	\$	<u>4,150,010</u>	\$	<u>4,103,604</u>
Provide a full array of related and support services necessary for students to receive benefit from educational programs.				
<b>Output (Volume):</b>				
Number of Counseling Hours Provided		9,500		9,500
<b>Total, Goal A: ACADEMIC AND LIFE TRAINING</b>	\$	<u>12,708,468</u>	\$	<u>12,633,534</u>
<b>B. Goal: STATEWIDE RESOURCE CENTER</b>				
The Texas School for the Deaf will serve as a primary statewide resource center promoting excellence in education for students who are deaf and hard of hearing.				
<b>B.1.1. Strategy:</b> TECHNICAL ASSISTANCE	\$	744,088	\$	735,925
Provide statewide technical assistance, information and referral services to agencies, organizations, individuals, and families involved in the education of persons who are deaf and hard of hearing.				
<b>Output (Volume):</b>				
Total Number of Participants in Workshops, Training Seminars, and Technical Assistance Visits, as Compiled by the Education Resource Center on Deafness		4,725		4,961
<b>C. Goal: EDUCATIONAL PROF SALARY INCREASES</b>				
Educational Professional Salary Increases				
<b>C.1.1. Strategy:</b> EDUC PROF SALARY INCREASES	\$	259,157	\$	531,271
Provide for payment of salary increases for educational professionals equal to the increases				



**SCHOOL FOR THE DEAF**  
(Continued)

granted to employees employed in comparable positions in the Austin Independent School District. Estimated.

**D. Goal: INDIRECT ADMINISTRATION**

<b>D.1.1. Strategy: CENTRAL ADMINISTRATION</b>	\$ 1,007,455	\$ 1,006,831
<b>D.1.2. Strategy: OTHER SUPPORT SERVICES</b>	<u>\$ 2,311,895</u>	<u>\$ 2,311,687</u>

<b>Total, Goal D: INDIRECT ADMINISTRATION</b>	\$ 3,319,350	\$ 3,318,518
---	--------------	--------------

<b>Grand Total, SCHOOL FOR THE DEAF</b>	<u>\$ 17,031,063</u>	<u>\$ 17,219,248</u>
---	----------------------	----------------------

**Method of Financing:**

General Revenue Fund	\$ 14,509,581	\$ 14,697,766
Federal Funds	798,516	798,516
Appropriated Receipts	1,719,966	1,719,966
Interagency Contracts	<u>3,000</u>	<u>3,000</u>

<b>Total, Method of Financing</b>	<u>\$ 17,031,063</u>	<u>\$ 17,219,248</u>
-----------------------------------	----------------------	----------------------

<b>Number of Full-time Equivalent Positions (FTE)</b>	476.0	476.0
---	-------	-------

**Schedule of Exempt Positions**

Executive Director, Group 3	\$84,000	\$84,000
-----------------------------	----------	----------

1. **Capital Budget.** None of the funds appropriated above may be expended for capital budget items except as listed below. The amounts shown below shall be expended only for the purposes shown and are not available for expenditure for other purposes. Amounts appropriated above and identified in this provision as appropriations either for "Lease payments to the Master Lease Purchase Program" or for items with an "(MLPP)" notation shall be expended only for the purpose of making lease-purchase payments to the Texas Public Finance Authority pursuant to the provisions of V.T.C.S., Art. 601d, Sec. 9A.

	<u>2000</u>	<u>2001</u>
<b>Out of the General Revenue Fund:</b>		
a. Acquisition of Information Resource Technologies		
(1) Expand Videoconferencing	\$ 100,000	\$ 100,000
b. Lease Payments to the Master Lease Purchase Program (MLPP) for 1998-99 Acquisitions	178,725	151,267
c. Transportation Items		
(1) School Transportation (Buses and Vans)	<u>\$ 195,940</u>	<u>\$ 195,940</u>
<b>Total, Capital Budget</b>	<u>\$ 474,665</u>	<u>\$ 447,207</u>

2. **Educational Professional Salary Increases.** The funds appropriated in Strategy C.1.1: Educational Professional Salary Increases, are estimated General Revenue and are contingent upon the increases granted to comparable educational professionals in the Austin Independent School District. No later than November 1 of each year of the biennium, the Texas School for the Deaf shall submit, in a form acceptable to the Legislative Budget Board and the Governor, a computation of the salary increases. The school is directed to include in each year of the subsequent biennium baseline budget request the actual amount expended for salary increases in the second year of the previous biennium.

**SCHOOL FOR THE DEAF**  
(Continued)

**SPECIAL PROVISIONS FOR THE TEXAS SCHOOL FOR THE BLIND  
AND VISUALLY IMPAIRED AND TEXAS SCHOOL FOR THE DEAF**

1. **Services to Employees.** The governing boards may expend money for the provision of first aid or other minor medical attention for employees injured in the course and scope of their employment and for the repair and/or replacement of employees' items of personal property which are damaged or destroyed in the course and scope of their employment, so long as such items are medically prescribed equipment (e.g., eyeglasses, hearing aids, etc.).
2. **Emoluments.** The Executive Director is authorized to determine emoluments for certain positions provided that the provision of such emoluments is necessary to effectively carry out the job responsibilities of the position.
3. **Appropriation of Funds.** With respect to the following funds held outside the State Treasury, any balances remaining at the end of the fiscal years ending August 31, 1999 and 2000, plus all receipts deposited to each fund's credit and income received on the fund during the biennium, are appropriated for the continued purpose for which the fund was established subject to the approval of the respective governing board: the Expendable Trust Fund; the Student Trust Fund; the Student Activity Fund; and the Student Aid Fund.

With respect to the following funds held within the State Treasury, any balances remaining at the end of the fiscal years ending August 31, 1999 and 2000, plus all receipts deposited to each fund's credit and income received on the fund during the biennium, are appropriated for the continued purpose for which the fund was established: Vocational Programs Fund; Technology Lending Fund; Curriculum Publications Fund; Independent School District Fund; State and County Available Fund and other funds brought into the State Treasury under Texas Government Code, Chapter 404.

Funds received from sale of food and garbage and from the use of facilities of the Texas School for the Blind and Visually Impaired and the Texas School for the Deaf by organizations and other entities, including the Recording for the Blind, Inc., and any daycare center provider using the facilities, are appropriated for the use of the respective school subject to the approval of the governing board.

4. **Use of Facilities.** The respective governing boards of the Texas School for the Blind and Visually Impaired and Texas School for the Deaf may allow organizations related to the schools the use of the facilities of the physical plant; provided that said sessions do not interfere with the regular operations of the schools.
5. **Petty Cash Fund.** The Texas School for the Blind and Visually Impaired and Texas School for the Deaf may establish a petty cash fund not to exceed \$5,000 for each school out of the funds appropriated herein. These funds shall be maintained in cash or at a local bank and shall be used only for making emergency payments and small purchases and payments which will increase the efficiency of the operation, payments to client workers on a regular pay-day basis, and for use as a change fund in the cashier's office, canteen, and other specific locations where financial activities of the Schools require a change fund. Purchases and payments from this fund are limited to \$200 per item.
6. **Assessments for LEA's.** For any assessments on students from Local Education Agencies, the Texas School for the Blind and Visually Impaired and Texas School for the Deaf shall make a reasonable charge for these services to the Local Education Agencies. A reasonable effort to collect for the assessments will be made by the schools.
7. **Certification and Appropriation of Medicaid Reimbursement.** The Texas School for the Blind and Visually Impaired and the Texas School for the Deaf shall certify and/or transfer

**SCHOOL FOR THE DEAF**  
(Continued)

appropriated state funds to the Health and Human Services Commission or its designee for the state share of any Medicaid reimbursement for services provided to eligible students. The federal share of such reimbursement is appropriated to each respective school.

8. **Payments by School Districts.** All revenues collected from local school districts in excess of the funds appropriated above are hereby appropriated to the Texas School for the Blind and Visually Impaired and the Texas School for the Deaf, respectively.

**TELECOMMUNICATIONS INFRASTRUCTURE FUND BOARD**

For the Years Ending  
August 31,                      August 31,  
2000                                      2001

**Out of the Telecommunications Infrastructure Fund No. 345:**

**A. Goal: PROVIDE GRANTS AND LOANS**

Provide grants and loans to elementary and secondary schools, post-secondary institutions, libraries, health care facilities, and other institutions for purposes consistent with the adopted telecommunications infrastructure masterplan.

**Outcome (Results/Impact):**

Percent Increase in the Number of Campuses Engaging in Distance Learning Techniques	7%	7%
---	----	----

<b>A.1.1. Strategy: GRANTS &amp; LOANS K-12</b>	\$ 120,272,785	\$ 90,209,713
---	----------------	---------------

Provide grants and loans to elementary and secondary schools.

**Output (Volume):**

Number of Grants and Loans Provided	540	565
Number of Grants and Loans Provided to Rural Schools	225	225
Number of Classrooms Provided With Internet Access	3,150	2,700
Number of TIFB Grants and Loans Provided to Campuses with 50% or More at Risk Students	260	252

<b>A.1.2. Strategy: GRANTS &amp; LOANS-HIGHER ED</b>	<u>\$ 113,076,785</u>	<u>\$ 88,726,914</u>
--	-----------------------	----------------------

Provide grants and loans to institutions of higher education, libraries, health care facilities, and other institutions.

**Output (Volume):**

Number of Grants and Loans Provided	350	375
Number of Grants and Loans Provided to Institutions in Rural Areas	193	210

<b>Total, Goal A: PROVIDE GRANTS AND LOANS</b>	<u>\$ 233,349,570</u>	<u>\$ 178,936,627</u>
--	-----------------------	-----------------------

**B. Goal: GRANT IMPLEMENTATION**

Administer grant and loan program in a manner which insures the most effective, efficient, and objective process for establishing a world-class telecommunications infrastructure that benefits all Texas.

<b>B.1.1. Strategy: GRANT IMPLEMENTATION</b>	\$ 888,461	\$ 831,865
--	------------	------------

Implement and administer grant and loan process.

**TELECOMMUNICATIONS INFRASTRUCTURE FUND BOARD**  
(Continued)

<b>Output (Volume):</b>		
Number of Grant and Loan Requests Processed	850	925
<b>Efficiencies:</b>		
Average Number of Days to Process Grant and Loan Requests	55	55
<b>C. Goal: INDIRECT ADMINISTRATION</b>		
<b>C.1.1. Strategy: INDIRECT ADMINISTRATION</b>	<u>\$ 849,787</u>	<u>\$ 776,808</u>
<b>Grand Total, TELECOMMUNICATIONS INFRASTRUCTURE FUND BOARD</b>	<u>\$ 235,087,818</u>	<u>\$ 180,545,300</u>
<b>Number of Full-time Equivalent Positions (FTE)</b>	23.0	23.0
<b>Schedule of Exempt Positions</b>		
Executive Director, Group 4	\$104,000	\$104,000

1. **Capital Budget.** None of the funds appropriated above may be expended for capital budget items except as listed below. The amounts shown below shall be expended only for the purposes shown and are not available for expenditure for other purposes.

	2000	2001
Out of the Telecommunications Infrastructure Fund No. 345:		
a. Acquisition of Information Resource Technologies		
(1) Local Area Network	<u>\$ 95,000</u>	<u>\$ 70,000</u>
Total, Capital Budget	<u>\$ 95,000</u>	<u>\$ 70,000</u>

2. **Limit on Transferability.** None of the funds appropriated above in Goal A, Provide Grants and Loans, may be transferred into either Goal B, Grant Implementation or Goal C, Indirect Administration without the prior approval of the Legislative Budget Board and the Governor. Such transfers may not exceed \$1 million for the biennium.
3. **Unexpended Balances.** All unexpended balances appropriated to the Telecommunications Infrastructure Fund Board for the 1998-1999 biennium in Goal A, Provide Grants and Loans, are hereby appropriated for the same purposes for the 2000-01 biennium (estimated to be \$256,534). All unexpended balances in fiscal year 2000 in Goal A are hereby appropriated for the same purposes in fiscal year 2001.
4. **Appropriation of Additional Revenue.** Upon approval of the Legislative Budget Board and the Governor, the Telecommunications Infrastructure Fund Board is hereby appropriated revenue collected into Fund 345 above amounts estimated in the Comptroller's Biennial Revenue Estimate. These funds may only be used to provide grants and loans to qualifying entities as delineated in the Public Utility Regulation Act of 1995.
5. **Notification Requirements.** The Telecommunications Infrastructure Fund Board shall provide, on a bi-monthly basis, expenditure reports to the Legislative Budget Board and to the Governor. These reports shall include expenditure activity from all strategies, including grant and loan award amounts, and administrative expenses. The reports shall include actual cash expenditures and encumbrances.

**TELECOMMUNICATIONS INFRASTRUCTURE FUND BOARD**

(Continued)

6. **Use of Temporary and Contract Workers.** It is the intent of the Legislature that the Telecommunications Infrastructure Fund Board reduce its use of temporary staffing service contracts equivalent to the cost of 5 full-time employees, as compared to the 1999 level of contracted employees.

**TEACHER RETIREMENT SYSTEM**

	For the Years Ending	
	August 31, <u>2000</u>	August 31, <u>2001</u>
<b>A. Goal: TEACHER RETIREMENT SYSTEM</b>		
To administer the system as an employee benefit trust.		
<b>Outcome (Results/Impact):</b>		
TRS Annual Operating Expense per Active and Retired Member	34.77	37.1
Percent of TRS-Care Participants Rating TRS-Care Services as Satisfactory or Better	90%	90%
<b>A.1.1. Strategy: TRS - RETIREMENT</b>	\$ 1,088,869,879	\$ 1,119,863,636
Maintain an actuarially sound retirement system with a funding period under 30.9 years. Estimated		
<b>A.1.2. Strategy: ADMINISTRATIVE OPERATIONS</b>	\$ 27,600,000	\$ 29,800,000
Provide services to members, manage investments, and administer TRS retirement fund.		
<b>Output (Volume):</b>		
Number of TRS Benefit Applications Processed	65,481	68,755
<b>Efficiencies:</b>		
Percent of TRS Retirees Who Receive Their First Annuity within 31 Days of Their Effective Retirement Date	95%	95%
<b>A.2.1. Strategy: TRS-HEALTH</b>	\$ 81,931,429	\$ 160,432,644
Provide group insurance benefits to retired public school employees by monitoring the performance of contracted benefit providers, communicating insurance plan features, and resolving benefit disputes. Estimated		
<b>Output (Volume):</b>		
Dollar Amount of Participating Network Savings	54,400,000	55,500,000
<b>Efficiencies:</b>		
Percent of Claims Adjudicated within 14 Days of Receipt	93%	93%
<b>Total, Goal A: TEACHER RETIREMENT SYSTEM</b>	<u>\$ 1,198,401,308</u>	<u>\$ 1,310,096,280</u>
<b>Grand Total, TEACHER RETIREMENT SYSTEM</b>	<u>\$ 1,198,401,308</u>	<u>\$ 1,310,096,280</u>
<b>Method of Financing:</b>		
General Revenue Fund, estimated	\$ 1,131,704,470	\$ 1,239,053,771
General Revenue Fund - Dedicated - Estimated Other Educational and General Income Account No. 770	38,175,838	40,275,509
Teacher Retirement System Trust Account Fund No. 0960	<u>28,521,000</u>	<u>30,767,000</u>
<b>Total, Method of Financing</b>	<u>\$ 1,198,401,308</u>	<u>\$ 1,310,096,280</u>

**TEACHER RETIREMENT SYSTEM**  
(Continued)

Number of Full-time Equivalent Positions (FTE) 406.0 406.0

1. **Capital Budget.** None of the funds appropriated above for Strategy A.1.2., Administrative Operations, may be expended for capital budget items except as listed below. The amounts shown below shall be expended only for the purposes shown and are not available for expenditure for other purposes.

	2000	2001
Out of the Teacher Retirement System Trust Account Fund No. 0960:		
a. Repair or Rehabilitation of Buildings and Facilities		
(1) Building renovations	\$ 160,000	\$ 0
b. Acquisition of Information Resource Technologies		
(1) PC Procurement and Upgrades	230,000	120,000
(2) Mainframe Hardware and Software	400,000	250,000
(3) Telecommunications Upgrade	280,000	680,000
(4) General Ledger System Upgrade	0	950,000
(5) Imaging System Upgrade	\$ 0	\$ 950,000
Total, Acquisition of Information Resource Technologies	\$ 910,000	\$ 2,950,000
c. Acquisition of Capital Equipment and Items		
(1) Furniture	\$ 56,000	\$ 0
Total, Capital Budget	\$ 1,126,000	\$ 2,950,000

2. **Updated Actuarial Valuation.** The Teacher Retirement System shall contract with an actuary to perform a limited actuarial valuation of the assets and liabilities of the Teacher Retirement System as of February 28 in those years when the Legislature meets in regular session. The purpose of the valuation shall be to determine the effect of investment, salary, and payroll experience on the unfunded liability, the amortization period, and the state contribution rate which results in a 30-year amortization period of the retirement system.
3. **State Contribution to Teacher Retirement Program.** The amount specified above in A.1.1., TRS-Retirement, is based on a state contribution of 6.00% of payroll for each fiscal year, estimated.
4. **State Contribution to Texas Public School Retired Employees Group Insurance Program.** Of the amount specified above in A.2.1, TRS-Health, \$81,931,429 in 2000 and \$84,184,543 in 2001 are based on a state contribution rate of 0.50% of payroll for each fiscal year, estimated. For 2001, a sum certain amount equal to \$76,248,101 is also included in the appropriation.
5. **Excess Benefit Arrangement Account.** There is hereby appropriated to the Teacher Retirement System all funds transferred or deposited into the Excess Benefit Arrangement Account established in the General Revenue Fund for the purpose of paying benefits as authorized by Sec. 825.517, Government Code.
6. **Transfer of Other Educational and General Income.** The Comptroller of Public Accounts is hereby authorized to transfer the necessary appropriations made above in A.1.1, TRS-Retirement, from Other Educational and General Income to institutions of higher education to

## TEACHER RETIREMENT SYSTEM

(Continued)

meet their obligations and comply with the proportionality policy as expressed in Article IX of this Act.

7. **Exempt Positions.** Funds appropriated above in Strategy A.1.2., Administrative Operations, may be expended for the purpose of paying the salary of an Executive Director, currently set at \$157,500. Funds may also be expended for the purpose of paying the salaries of a Chief Investment Officer, currently set at \$161,208, and four Investment Fund Directors, currently ranging from \$95,004 to \$125,004. These positions are considered exempt positions and are not subject to the limitations on salaries for classified personnel.
8. **Exemption from Limitations on Salary Increases.** Increases in salaries for investment personnel shall be excluded from the application of the salary cap provisions contained in the General Provisions of this Act.

### OPTIONAL RETIREMENT PROGRAM

	For the Years Ending August 31, <u>2000</u>	August 31, <u>2001</u>
<b>A. Goal: OPTIONAL RETIREMENT PROGRAM</b>		
Provide contributions to the Optional Retirement Program as administered by the Higher Education Coordinating Board.		
<b>A.1.1. Strategy: OPTIONAL RETIREMENT PROGRAM</b>		
Provide an Optional Retirement Program for faculty and certain administrative staff at public institutions of higher education. Estimated	<u>\$ 104,390,761</u>	<u>\$ 110,654,207</u>
<b>Output (Volume):</b>		
Number of ORP Participants	39,083	39,865
<b>Grand Total, OPTIONAL RETIREMENT PROGRAM</b>	<u><u>\$ 104,390,761</u></u>	<u><u>\$ 110,654,207</u></u>
<b>Method of Financing:</b>		
General Revenue Fund, estimated	\$ 91,579,891	\$ 97,074,684
General Revenue Fund - Dedicated - Estimated Other Educational and General Income Account No. 770	<u>12,810,870</u>	<u>13,579,523</u>
<b>Total, Method of Financing</b>	<u><u>\$ 104,390,761</u></u>	<u><u>\$ 110,654,207</u></u>

1. **State Contribution to Optional Retirement Program.** The amount specified above in A.1.1., Optional Retirement Program, is based on a state contribution rate of 6.0% of payroll for each fiscal year, estimated. Institutions of higher education and the Texas Education Agency, if applicable, are required to certify estimates of state contributions required for payment to the Comptroller, and the Comptroller shall allocate the state contributions to institutions and the Texas Education Agency pursuant to Section 830.202, Government Code.
2. **Use of Local Funds for Supplementing the General Revenue Appropriation to the Optional Retirement Program.** Institutions and agencies authorized under state law to provide the Optional Retirement Program to their employees are authorized to use local funds or other

**OPTIONAL RETIREMENT PROGRAM**  
(Continued)

sources of funds to supplement the General Revenue Fund appropriation in order to provide the same employer contribution during the 2000-01 biennium, for employees who were on the state payroll or who were employed by a Public Community or Junior College as of August 31, 1995, as they received during the 1994-95 biennium.

3. **Transfer of Other Educational and General Income.** The Comptroller of Public Accounts is hereby authorized to transfer the necessary appropriations made above from Other Educational and General Income to institutions of higher education to meet their obligations and comply with the proportionality policy as expressed in Article IX of this Act.



# HIGHER EDUCATION EMPLOYEES GROUP INSURANCE CONTRIBUTIONS

For the Years Ending  
 August 31,                      August 31,  
2000                                      2001

**Out of the General Revenue Fund:**

**A. Goal: GROUP INSURANCE, STATE CONTRIBUTION**

Group Insurance, State Contributions	\$	\$
<b>A.1.1. Strategy:</b> UT - ARLINGTON The University of Texas at Arlington	6,149,363	6,434,970
<b>A.1.2. Strategy:</b> UT - AUSTIN The University of Texas at Austin	20,925,066	21,896,930
<b>A.1.3. Strategy:</b> UT - DALLAS The University of Texas at Dallas	2,894,995	3,029,453
<b>A.1.4. Strategy:</b> UT - EL PASO The University of Texas at El Paso	5,227,289	5,470,070
<b>A.1.5. Strategy:</b> UT - PAN AMERICAN The University of Texas - Pan American	2,799,474	2,929,495
<b>A.1.6. Strategy:</b> UT - BROWNSVILLE The University of Texas at Brownsville	566,671	592,990
<b>A.1.7. Strategy:</b> UT - PERMIAN BASIN The University of Texas of the Permian Basin	803,001	840,296
<b>A.1.8. Strategy:</b> UT - SAN ANTONIO The University of Texas at San Antonio	4,273,404	4,471,882
<b>A.1.9. Strategy:</b> UT - TYLER The University of Texas at Tyler	1,023,347	1,070,876
<b>A.1.10. Strategy:</b> UT SW MEDICAL - DALLAS The University of Texas Southwestern Medical Center at Dallas	5,412,666	5,664,057
<b>A.1.11. Strategy:</b> UT MEDICAL - GALVESTON The University of Texas Medical Branch at Galveston	22,448,959	23,491,600
<b>A.1.12. Strategy:</b> UTHSC - HOUSTON The University of Texas Health Science Center at Houston	7,071,957	7,400,413
<b>A.1.13. Strategy:</b> UTHSC - SAN ANTONIO The University of Texas Health Science Center at San Antonio	7,535,702	7,885,697
<b>A.1.14. Strategy:</b> UT MD ANDERSON The University of Texas M. D. Anderson Cancer Center	6,692,005	7,002,815
<b>A.1.15. Strategy:</b> UT HEALTH CENTER - TYLER The University of Texas Health Center at Tyler	1,475,822	1,544,366
<b>A.1.16. Strategy:</b> TEXAS SOUTHMOST (UT) Texas Southmost College (UT Share)	915,382	957,897
<b>A.1.17. Strategy:</b> TEXAS A&M UNIVERSITY	20,260,886	21,201,902
<b>A.1.18. Strategy:</b> A&M SYSTEM HEALTH SCIENCE CENTER Texas A&M University System Health Science Center	1,937,092	2,027,061
<b>A.1.19. Strategy:</b> A&M - GALVESTON Texas A&M University at Galveston	632,496	661,873
<b>A.1.20. Strategy:</b> PRAIRIE VIEW A&M Prairie View A&M University	1,894,873	1,982,880
<b>A.1.21. Strategy:</b> TARLETON STATE UNIVERSITY	1,769,662	1,851,854

**HIGHER EDUCATION EMPLOYEES GROUP INSURANCE CONTRIBUTIONS**  
(Continued)

<b>A.1.22. Strategy:</b> A&M - CORPUS CHRISTI Texas A&M University - Corpus Christi	\$	1,965,438	\$	2,056,723
<b>A.1.23. Strategy:</b> A&M - KINGSVILLE Texas A&M University - Kingsville	\$	2,418,424	\$	2,530,748
<b>A.1.24. Strategy:</b> A&M - INTERNATIONAL Texas A&M International University	\$	965,545	\$	1,010,389
<b>A.1.25. Strategy:</b> WEST TEXAS A&M West Texas A&M University	\$	2,092,648	\$	2,189,841
<b>A.1.26. Strategy:</b> TEXAS A&M UNIVERSITY - COMMERCE	\$	2,615,712	\$	2,737,199
<b>A.1.27. Strategy:</b> TEXAS A&M UNIVERSITY - TEXARKANA	\$	297,550	\$	311,369
<b>A.1.28. Strategy:</b> AG EXPERIMENT STATION Texas Agricultural Experiment Station	\$	4,871,051	\$	5,097,287
<b>A.1.29. Strategy:</b> AG EXTENSION SERVICE Texas Agricultural Extension Service	\$	5,878,322	\$	6,151,341
<b>A.1.30. Strategy:</b> ENG EXPERIMENT STATION Texas Engineering Experiment Station	\$	1,621,951	\$	1,697,283
<b>A.1.31. Strategy:</b> TRANSPORTATION INSTITUTE Texas Transportation Institute	\$	209,117	\$	218,830
<b>A.1.32. Strategy:</b> ENG EXTENSION SERVICE Texas Engineering Extension Service	\$	521,083	\$	545,285
<b>A.1.33. Strategy:</b> TEXAS FOREST SERVICE	\$	1,334,577	\$	1,396,561
<b>A.1.34. Strategy:</b> WILDLIFE DAMAGE MANAGEMENT SERVICE	\$	450,712	\$	471,645
<b>A.1.35. Strategy:</b> VET MEDICAL DIAGNOSTIC LAB Texas Veterinary Medical Diagnostic Laboratory	\$	223,345	\$	233,718
<b>A.1.36. Strategy:</b> TEXAS FOOD & FIBERS COMM Texas Food and Fibers Commission	\$	18,774	\$	19,646
<b>A.1.37. Strategy:</b> A&M SYSTEM ADMINISTRATION Texas A&M University System Administration	\$	23,825	\$	24,932
<b>A.2.1. Strategy:</b> UNIVERSITY OF HOUSTON	\$	9,595,759	\$	10,041,433
<b>A.2.2. Strategy:</b> UH - CLEAR LAKE University of Houston - Clear Lake	\$	1,353,570	\$	1,416,436
<b>A.2.3. Strategy:</b> UH - DOWNTOWN University of Houston - Downtown	\$	972,728	\$	1,017,906
<b>A.2.4. Strategy:</b> UH - VICTORIA University of Houston - Victoria	\$	315,732	\$	330,396
<b>A.2.5. Strategy:</b> UH SYSTEM ADMINISTRATION The University of Houston System Administration	\$	272,209	\$	284,852
<b>A.2.6. Strategy:</b> LAMAR UNIVERSITY-BEAUMONT Lamar University - Beaumont	\$	2,845,369	\$	2,977,522
<b>A.2.7. Strategy:</b> LUIT Lamar University Institute of Technology	\$	298,683	\$	312,556
<b>A.2.8. Strategy:</b> LAMAR UNIVERSITY - ORANGE	\$	337,376	\$	353,046
<b>A.2.9. Strategy:</b> LAMAR UNIV - PORT ARTHUR Lamar University - Port Arthur	\$	460,860	\$	482,265
<b>A.2.10. Strategy:</b> ANGELO STATE UNIVERSITY	\$	1,640,729	\$	1,716,932
<b>A.2.11. Strategy:</b> SAM HOUSTON STATE UNIV Sam Houston State University	\$	3,224,382	\$	3,374,138
<b>A.2.12. Strategy:</b> SOUTHWEST TX STATE UNIV Southwest Texas State University	\$	5,231,009	\$	5,473,963
<b>A.2.13. Strategy:</b> SUL ROSS STATE UNIVERSITY	\$	1,001,711	\$	1,048,235
<b>A.2.14. Strategy:</b> SUL ROSS STATE-RIO GRANDE COLLEGE Sul Ross State University - Rio Grande College	\$	148,053	\$	154,929

**HIGHER EDUCATION EMPLOYEES GROUP INSURANCE CONTRIBUTIONS**  
(Continued)

<b>A.2.15. Strategy:</b> TEXAS STATE SYSTEM ADMIN Texas State University System Administration	\$ 47,055	\$ 49,241
<b>A.2.16. Strategy:</b> MIDWESTERN STATE UNIV Midwestern State University	\$ 1,326,793	\$ 1,388,416
<b>A.2.17. Strategy:</b> UNIVERSITY OF NORTH TEXAS	\$ 7,377,708	\$ 7,720,365
<b>A.2.18. Strategy:</b> UNT HEALTH SCIENCE CENTER University of North Texas Health Science Center at Fort Worth	\$ 2,083,918	\$ 2,180,706
<b>A.2.19. Strategy:</b> STEPHEN F. AUSTIN Stephen F. Austin State University	\$ 3,484,928	\$ 3,646,786
<b>A.2.20. Strategy:</b> TEXAS SOUTHERN UNIVERSITY	\$ 2,094,709	\$ 2,191,997
<b>A.2.21. Strategy:</b> TEXAS TECH UNIVERSITY	\$ 10,872,166	\$ 11,377,123
<b>A.2.22. Strategy:</b> TEXAS TECH HEALTH SCI CTR Texas Tech University Health Sciences Center	\$ 6,769,536	\$ 7,083,946
<b>A.2.23. Strategy:</b> TEXAS WOMAN'S UNIVERSITY	\$ 3,499,639	\$ 3,662,180
<b>A.2.24. Strategy:</b> TSTC - HARLINGEN Texas State Technical College - Harlingen	\$ 973,718	\$ 1,018,942
<b>A.2.25. Strategy:</b> TSTC - SWEETWATER Texas State Technical College - Sweetwater	\$ 553,854	\$ 579,578
<b>A.2.26. Strategy:</b> TSTC - WACO Texas State Technical College - Waco	\$ 1,520,760	\$ 1,591,381
<b>A.2.27. Strategy:</b> TSTC - MARSHALL Texas State Technical College - Marshall	\$ 187,960	\$ 196,700
<b>A.2.28. Strategy:</b> TSTC - SYSTEM ADMIN Texas State Technical College System Administration	\$ 1,531,320	\$ 1,602,442
<b>A.2.29. Strategy:</b> PUB COMMUNITY/JR COLLEGES Public Community/Junior Colleges	\$ <u>84,073,175</u>	\$ <u>87,977,948</u>
<b>Total, Goal A: GROUP INSURANCE, STATE CONTRIBUTION</b>	\$ <u>302,313,595</u>	\$ <u>316,354,534</u>
<b>Grand Total, HIGHER EDUCATION EMPLOYEES GROUP INSURANCE CONTRIBUTIONS</b>	\$ <u>302,313,595</u>	\$ <u>316,354,534</u>

1. **State Contribution to Group Insurance for Higher Education Employees Participating in the Employees Retirement System Group Insurance Program.** Funds identified above for group insurance are intended to fund:
- the total cost of the basic life and health coverage for all active and retired employees; and
  - fifty percent of the total cost of health coverage for the spouses and dependent children of all active and retired employees who enroll in coverage categories which include a spouse and/or dependent children.

In no event shall the total amount of state contributions allocated to fund coverage in an optional health plan exceed the actuarially determined total amount of state contributions that would be required to fund basic health coverage for those active employees and retirees who have elected to participate in that optional health plan.

Funds appropriated for higher education employees' group insurance contributions may not be used for any other purpose.

It is further provided that institutions shall cooperate so that employees employed by more than one institution may be covered under one group policy and that said policy may be held jointly

## HIGHER EDUCATION EMPLOYEES GROUP INSURANCE CONTRIBUTIONS (Continued)

by two or more institutions and paid from funds appropriated to the institutions for payment of employee insurance premiums as set out above.

2. **The University of Texas System Group Health Insurance Contributions.** Funds identified above for group insurance are intended to fund:
  - a. the total cost of the basic life, health and dental coverage for all active and retired employees; and
  - b. eighty percent of the total cost of health coverage for the spouses and dependent children of all active and retired employees who enroll in coverage categories which include a spouse and/or dependent children.

In no event shall the total amount of state contributions allocated to fund coverage in an optional health plan exceed the actuarially determined total amount of state contributions that would be required to fund basic health coverage for those active employees and retirees who have elected to participate in that optional health plan.

Funds appropriated for higher education employees' group insurance contributions may not be used for any other purpose.

The University of Texas System shall file a report with the Legislative Budget Board, the Governor's Office of Budget and Planning, and the Comptroller by September 1 of each year, detailing all group health insurance plans to be offered system employees and retirees, the benefit schedule, premium amounts, and employee/retiree contributions.

Active and retired employees of The University of Texas System are authorized to use one-half of the "employee-only" state contribution amount, for optional insurance. Optional insurance for the employees participating in the group insurance program shall be defined by The University of Texas System. Active and retired employees that participate in these plans may only use one-half of the employee-only state contribution if they sign and submit a document to their employing institution indicating that they have health insurance coverage from another source.

3. **Texas A&M System Group Health Insurance Contributions.** Funds identified above for group insurance are intended to fund:
  - a. the total cost of the basic life and health coverage for all active and retired employees; and
  - b. eighty percent of the total cost of health coverage for the spouses and dependent children of all active and retired employees who enroll in coverage categories which include a spouse and/or dependent children.

In no event shall the total amount of state contributions allocated to fund coverage in an optional health plan exceed the actuarially determined total amount of state contributions that would be required to fund basic health coverage for those active employees and retirees who have elected to participate in that optional health plan.

Funds appropriated for higher education employees' group insurance contributions may not be used for any other purpose.

The Texas A&M System shall file a report with the Legislative Budget Board, the Governor's Office of Budget and Planning, and the Comptroller by September 1 of each year, detailing all group health insurance plans to be offered system employees and retirees, the benefit schedule, premium amounts, and employee/retiree contributions.

## HIGHER EDUCATION EMPLOYEES GROUP INSURANCE CONTRIBUTIONS (Continued)

Active and retired employees of the Texas A&M System are authorized to use one-half of the "employee-only" state contribution amount, for optional insurance. Optional insurance for the employees participating in the group insurance program shall be defined by the Texas A&M System. Active and retired employees that participate in these plans may only use one-half of the employee-only state contribution if they sign and submit a document to their employing institution indicating that they have health insurance coverage from another source.

4. **Transfer Authority.** Out of the funds appropriated above:
  - a. The Comptroller shall transfer monthly, 1/12 of the amount appropriated from those institutions participating in the Employees Retirement System's Uniform Group Insurance Program to the Employees Life, Accident, and Health Insurance and Benefits Fund No. 973, for use by the Employees Retirement System for each higher education institution which participates in the group insurance program of the Employees Retirement System.
  - b. The Comptroller shall transfer monthly, 1/12 of the amount appropriated from state contributions for institutions belonging to the University of Texas and Texas A&M Systems, to The University of Texas System Office and the Texas A&M University System Office, for use by each institution's group insurance program.
5. **Specification of Appropriations.** The amount of the appropriation made for Strategy A.2.27., Public Community/Junior Colleges, shall be allocated to each college in accordance with a report, specifying the exact amounts for each college, to be provided by the Legislative Budget Board to the Employees Retirement System.
6. **Appropriations Transfers.**
  - a. Funds appropriated above to institutions other than those belonging to the University of Texas System or the Texas A&M University System, may be transferred from one appropriation item to another at the discretion of the chief administrative officer of the Employees Retirement System for the purpose of applying appropriations in excess of actual general revenue group insurance premium costs at any of the higher education institutions named above to appropriation shortfalls for general revenue group insurance premiums at any of the higher education institutions named above. Funds appropriated above to components of the University of Texas System and the Texas A&M University System may be transferred from one component to another component within the same system at the discretion of the chief administrative officer of each system for the same purposes stated above.
  - b. The Employees Retirement System, the University of Texas System, and the Texas A&M University System shall file a report with the Legislative Budget Board, the Governor's Office of Budget and Planning, and the Comptroller by November 1 of each year, detailing any such transfers.
  - c. Out of the funds appropriated above in Strategy A.1.11, The University of Texas Medical Branch at Galveston, \$8,048,751 in fiscal year 2000 and \$8,422,575 in fiscal year 2001 is for the purpose of paying general revenue group insurance premiums for correctional managed health care employees. Out of the funds appropriated above in Strategy A.2.22 Texas Tech Health Sciences Center, \$2,170,098 in fiscal year 2000 and \$2,270,888 in fiscal year 2001 is for the purpose of paying general revenue group insurance premiums for employees paid from managed health care contracts associated with Texas Youth Commission and Texas Department of Criminal Justice. Except for the transfer authority provided above in Subsection a, these amounts are sum certain.

## HIGHER EDUCATION COORDINATING BOARD

	For the Years Ending	
	August 31, 2000	August 31, 2001
<b>A. Goal: COORDINATE HIGHER EDUCATION</b>		
Coordinate higher education in Texas and promote quality and access in all aspects of higher education.		
<b>Outcome (Results/Impact):</b>		
Percent of community college technical programs evaluated	25%	25%
Retention rate of students completing required developmental education	77.8%	77.8%
<b>A.1.1. Strategy: INFORMATION AND PLANNING</b>	\$ 1,492,190	\$ 1,492,190
Plan for higher education and provide information on higher education.		
<b>Output (Volume):</b>		
Number of studies on higher education conducted	25	25
Number of electronic records maintained	88,932,644	95,553,363
<b>A.1.2. Strategy: UNIVERSITY PROGRAMS</b>	\$ 898,780	\$ 898,780
Coordinate and evaluate university programs.		
<b>Explanatory:</b>		
Percentage of students completing TASP required developmental education within two semesters or less	34%	34%
Percentage of university students graduating within six years	47.6%	47.6%
<b>A.1.3. Strategy: COMMUNITY/TECHNICAL PROGRAMS</b>	\$ 576,549	\$ 576,549
Coordinate and evaluate community and technical college programs.		
<b>Output (Volume):</b>		
Number of proprietary and community and technical college programs reviewed	1,500	1,500
<b>Explanatory:</b>		
Percentage of students completing TASP-required developmental education within two semesters or less	20%	20%
<b>A.1.4. Strategy: HEALTH PROGRAMS</b>	\$ 292,587	\$ 292,587
Coordinate and evaluate health programs.		
<b>Output (Volume):</b>		
Number of health-related programs and administrative changes reviewed	65	65
<b>A.1.5. Strategy: ADMINISTER RESEARCH PROGRAMS</b>	\$ 240,500	\$ 240,500
Administer and evaluate research programs.		
<b>Output (Volume):</b>		
Dollars of additional funding received as a result of Advanced Technology Program or Advanced Research Program funding (thousands)	0	183,000
<b>A.2.1. Strategy: GRANTS AND SCHOLARSHIPS</b>	\$ 488,369	\$ 488,369
Administer student grant and scholarship programs.		
<b>Output (Volume):</b>		
Number of grants or scholarships awarded	73,000	90,000
Amount of grant and scholarship funds distributed (millions)	103	135

**HIGHER EDUCATION COORDINATING BOARD**  
(Continued)

<b>A.2.2. Strategy:</b> ACCESS AND EQUITY	\$ 229,147	\$ 229,147
Promote access and equity in higher education.		
<b>Explanatory:</b>		
Percentage of Black and Hispanic students graduating within six years	32.8%	32.8%
Percentage of faculty who are Black or Hispanic	13.7%	13.7%
Percentage of students enrolled in colleges who are Black or Hispanic	33%	33%

<b>Total, Goal A:</b> COORDINATE HIGHER EDUCATION	<u>\$ 4,218,122</u>	<u>\$ 4,218,122</u>
---	---------------------	---------------------

**B. Goal:** HINSON-HAZLEWOOD LOAN PROGRAM  
Make loans available to college students who need financial assistance to attend college.

<b>B.1.1. Strategy:</b> HINSON-HAZLEWOOD PROGRAM	\$ 3,443,000	\$ 3,443,000
Administer the Hinson-Hazlewood College Student Loan Program.		
<b>Output (Volume):</b>		
Number of students receiving loans	17,624	17,624
Dollar amount of outstanding loans (000's)	618,360	634,954
<b>Efficiencies:</b>		
Default rate on Hinson-Hazlewood Loans	7.1%	7.1%

**C. Goal:** PROVIDE TRUSTEED FUNDS  
Provide state funding to institutions and students through a variety of special programs designed to improve the quality and delivery of instruction, increase access to higher education, improve health care in Texas, and facilitate research at Texas institutions.

**Outcome (Results/Impact):**

Percent of Baylor College of Medicine graduates entering Texas residency programs	54%	54%
Percent of Baylor College of Medicine graduates entering primary care residencies	55%	55%
Percent of students passing part 1 or part 2 of the national licensing exam on the first attempt	98%	98%
Percent of Family Practice Residency Program completers practicing in medically underserved areas	6.5%	6.5%
Percent of Family Practice Residency Program completers practicing in Texas	87%	87%
Percent of students completing first year of college in a Texas institution of higher learning without being required to take developmental courses	50%	50%
Centers for Teacher Education: State Pass Rate of Education EXCET Exam	70%	70%

<b>C.1.1. Strategy:</b> PHYSICIAN'S EDUCATION LOAN PROGRAM	\$ 979,362	\$ 979,362
--	------------	------------

Physician's Education Loan Repayment Program		
<b>C.1.2. Strategy:</b> TUITION EQUALIZATION GRANT PROGRAM	\$ 62,200,337	\$ 62,200,337

Tuition Equalization Grants (TEG) Program		
<b>Output (Volume):</b>		
Number of students receiving grants	28,311	28,311
Average award	2,197	2,197

<b>C.1.3. Strategy:</b> TEXAS NEW HORIZONS SCHOLARSHIP FUND	\$ 1,506,990	\$ 1,506,990
---	--------------	--------------

<b>C.1.4. Strategy:</b> TEXAS COLLEGE WORK STUDY PROGRAM	\$ 1,911,219	\$ 1,911,219
--	--------------	--------------

**HIGHER EDUCATION COORDINATING BOARD**  
(Continued)

**Output (Volume):**

Number of students employed	3,500	3,500
-----------------------------	-------	-------

**C.1.5. Strategy:** STUDENT INCENTIVE GRANT PROGRAM

	\$ 1,433,414	\$ 1,433,414
--	--------------	--------------

**C.1.6. Strategy:** TEXAS ACADEMIC SKILLS PROGRAM

	\$ 98,720	\$ 98,720
--	-----------	-----------

**C.1.7. Strategy:** PROFESSIONAL NURSING AID  
Financial aid for professional nursing students

	\$ 405,893	\$ 405,893
--	------------	------------

**C.1.8. Strategy:** VOCATIONAL NURSING AID  
Financial aid for licensed vocational nursing students

	\$ 77,635	\$ 77,635
--	-----------	-----------

**C.1.9. Strategy:** TAX REIMBURSEMENT GRANTS

	\$ 120,000	\$ 120,000
--	------------	------------

**C.1.10. Strategy:** LICENSE PLATE SCHOLARSHIPS

	\$ 53,000	\$ 53,000
--	-----------	-----------

**C.1.11. Strategy:** LOAN REPAYMENT ASSISTANCE  
Loan repayment assistance for certain family practice physicians

	\$ 493,600	\$ 493,600
--	------------	------------

**C.1.12. Strategy:** TEXAS PUBLIC EDUCATIONAL GRANTS

	\$ 60,000	\$ 60,000
--	-----------	-----------

**C.1.13. Strategy:** TUITION ASSISTANCE GRANTS

	\$ 5,148,080	\$ 5,148,080
--	--------------	--------------

**Output (Volume):**

Number of students receiving grants	5,730	5,730
-------------------------------------	-------	-------

**C.1.14. Strategy:** NATIONAL GUARD ROTC PROGRAM

	\$ 582,326	\$ 582,326
--	------------	------------

**C.1.15. Strategy:** FIFTH-YEAR ACCOUNTING STUDENTS

	\$ 710,158	\$ 710,158
--	------------	------------

**C.1.16. Strategy:** EARLY HS GRADUATION PROGRAM

	\$ 2,300,000	\$ 2,300,000
--	--------------	--------------

Early High School Graduation Scholarship Program. Estimated.

**C.1.17. Strategy:** TANF SCHOLARSHIP PROGRAM

	\$ 150,000	\$ 150,000
--	------------	------------

Temporary Assistance to Needy Families Scholarship Program. Estimated.

**C.1.18. Strategy:** CERTIFIED EDUCATIONAL AIDE PROGRAM

	\$ 1,000,000	\$ 1,000,000
--	--------------	--------------

Certified Educational Aide Program. Estimated.

**C.1.19. Strategy:** STUDENT FINANCIAL AID

	\$ 50,000,000	\$ 50,000,000 & U.B.
--	---------------	----------------------

**C.2.1. Strategy:** BAYLOR COLLEGE OF MEDICINE

	\$ 39,359,439	\$ 39,359,439
--	---------------	---------------

**Output (Volume):**

Average amount per student	69,417	69,417
----------------------------	--------	--------

**C.2.2. Strategy:** FAMILY PRACTICE RESIDENCY PROGRAM

	\$ 10,932,253	\$ 10,932,253
--	---------------	---------------

**Output (Volume):**

Number of residents supported	800	800
Average funding per resident	15,000	15,000

**C.2.3. Strategy:** RESIDENT PHYSICIANS COMPENSATION

	\$ 4,035,119	\$ 4,035,119
--	--------------	--------------

Resident Physicians Compensation Program

**Output (Volume):**

Number of residents supported	1,110	1,110
-------------------------------	-------	-------

**C.2.4. Strategy:** FAMILY PRACTICE PILOT PROJECTS

	\$ 987,200	\$ 987,200
--	------------	------------

**C.2.5. Strategy:** PRECEPTORSHIP PROGRAM

	\$ 600,000	\$ 600,000
--	------------	------------



# HIGHER EDUCATION COORDINATING BOARD

(Continued)

**Output (Volume):**

Number of medical students participating in the internal medicine statewide preceptorship program	150	150
Number of medical students participating in the Statewide Pediatric Preceptorship Program	150	150

<b>C.2.6. Strategy:</b> PRIMARY CARE RESIDENCY PROGRAM	\$ 3,084,730	\$ 3,084,730
<b>C.2.7. Strategy:</b> GRADUATE MEDICAL EDUCATION	\$ 8,000,000	\$ 8,000,000
<b>C.2.8. Strategy:</b> CHIROPRACTIC COLLEGES	\$ 250,000	\$ 250,000
<b>C.3.1. Strategy:</b> ADVANCED RESEARCH PROGRAM	\$ 19,604,927	\$ U.B.

<b>Output (Volume):</b> Number of research projects funded	176	0
---	-----	---

<b>C.3.2. Strategy:</b> ADVANCED TECHNOLOGY PROGRAM	\$ 39,268,727	\$ U.B.
---	---------------	---------

<b>Output (Volume):</b> Number of research projects funded	247	0
---	-----	---

<b>C.4.1. Strategy:</b> SOUTHERN REGIONAL EDUCATION COMPACT	\$ 144,600	\$ 144,600
---	------------	------------

<b>C.4.2. Strategy:</b> DEVELOPMENTAL EDUCATION PROGRAM	\$ 5,106,849	\$ 5,756,849
---	--------------	--------------

<b>Explanatory:</b> Dollars spent from all sources on developmental education	75,000,000	75,000,000
--	------------	------------

<b>C.4.3. Strategy:</b> STARLINK	\$ 350,000	\$ 350,000
----------------------------------	------------	------------

<b>C.4.4. Strategy:</b> TEACHER EDUCATION Centers for Teacher Education	\$ 3,750,000	\$ 3,750,000
---	--------------	--------------

<b>Output (Volume):</b> Number of Students Enrolled in Educator Preparation Programs	329	329
Number of Graduates of Educator Preparation Programs	81	81

<b>C.4.5. Strategy:</b> TWO YEAR INSTITUTION ENROLLMENT GROWTH	\$ 5,000,000	\$ 5,000,000
--	--------------	--------------

<b>C.4.6. Strategy:</b> NEW COMMUNITY COLLEGE CAMPUSES	\$ 4,649,611	\$ U.B.
--	--------------	---------

<b>C.4.7. Strategy:</b> GENERAL ACADEMIC DEVELOPMENTAL ED	\$ 150,000	\$ U.B.
---	------------	---------

General Academic Developmental Education Accountability Pilot Program

<b>C.4.8. Strategy:</b> COMMUNITY/TECH DEVELOPMENTAL ED	\$ 500,000	\$ U.B.
---	------------	---------

Community and Technical College Developmental Education Accountability Pilot Program

<b>C.4.9. Strategy:</b> RETENTION PERFORMANCE FUND	<u>\$ 250,000</u>	<u>\$ 250,000</u>
--	-------------------	-------------------

Economically Disadvantaged Freshman Retention Performance Fund Pilot Program

<b>Total, Goal C: PROVIDE TRUSTEED FUNDS</b>	<u>\$ 275,254,189</u>	<u>\$ 211,730,924</u>
--	-----------------------	-----------------------

**D. Goal: FEDERAL GRANT PROGRAMS**

Provide federal funding to institutions and students to improve higher education in Texas.

<b>D.1.1. Strategy:</b> STUDENT FINANCIAL AID	\$ 4,461,953	\$ 4,461,953
---	--------------	--------------

Student Financial Assistance Programs

# HIGHER EDUCATION COORDINATING BOARD

(Continued)

<b>D.1.2. Strategy:</b> TECHNICAL/VOCATIONAL PROGRAMS	\$ 41,319,969	\$ 41,319,969
Technical-Vocational Education Programs		
<b>D.1.3. Strategy:</b> MATHEMATICS AND SCIENCE PROGRAMS	<u>\$ 6,611,369</u>	<u>\$ 6,611,369</u>
<b>Total, Goal D:</b> FEDERAL GRANT PROGRAMS	<u>\$ 52,393,291</u>	<u>\$ 52,393,291</u>
<b>E. Goal:</b> INDIRECT ADMINISTRATION		
<b>E.1.1. Strategy:</b> CENTRAL ADMINISTRATION	\$ 1,382,000	\$ 1,382,000
<b>E.1.2. Strategy:</b> INFORMATION RESOURCES	\$ 2,484,090	\$ 3,234,090
<b>E.1.3. Strategy:</b> OTHER SUPPORT SERVICES	<u>\$ 1,783,660</u>	<u>\$ 2,228,578</u>
<b>Total, Goal E:</b> INDIRECT ADMINISTRATION	<u>\$ 5,649,750</u>	<u>\$ 6,844,668</u>
<b>Grand Total, HIGHER EDUCATION COORDINATING BOARD</b>	<u>\$ 340,958,352</u>	<u>\$ 278,630,005</u>
<b>Method of Financing:</b>		
<u>General Revenue Fund</u>		
General Revenue Fund	\$ 276,226,392	\$ 213,439,900
Earned Federal Funds, estimated	<u>490,000</u>	<u>490,000</u>
Subtotal, General Revenue Fund	<u>\$ 276,716,392</u>	<u>\$ 213,929,900</u>
<u>General Revenue Fund - Dedicated</u>		
Scholarship Fund for Fifth Year Accounting Student Account No. 106	710,158	710,158
Medical School Tuition Set Aside Account No. 542, estimated	700,000	700,000
Texas Collegiate License Plate Program Account No. 5015, estimated	50,000	50,000
Houston Livestock Show and Rodeo Scholarships Fund Account No. 5034, estimated	<u>3,000</u>	<u>3,000</u>
Subtotal, General Revenue Fund - Dedicated	<u>\$ 1,463,158</u>	<u>\$ 1,463,158</u>
Federal Funds	52,393,291	52,393,291
<u>Other Funds</u>		
Telecommunications Infrastructure Fund No. 345	137,500	137,500
Appropriated Receipts (Matching Grants), estimated	855,000	855,000
Certificate of Authority Fees, estimated	8,500	8,500
Interagency Contracts - Transfers from Foundation School Fund No. 193, estimated	3,450,000	3,450,000
Interagency Contracts	41,000	0
Student Loan Funds, estimated	5,736,513	6,235,658
Tax Reimbursement Grants, estimated	60,000	60,000
Certification and Proprietary School Fees, estimated	<u>96,998</u>	<u>96,998</u>
Subtotal, Other Funds	<u>\$ 10,385,511</u>	<u>\$ 10,843,656</u>
<b>Total, Method of Financing</b>	<u>\$ 340,958,352</u>	<u>\$ 278,630,005</u>

**HIGHER EDUCATION COORDINATING BOARD**  
(Continued)

<b>Number of Full-time Equivalent Positions (FTE)</b>	275.0	275.0
<b>Number of FTEs in Riders</b>	1.0	1.0
<b>Schedule of Exempt Positions</b>		
Commissioner of Higher Education, Group 6	\$150,000	\$150,000

1. **Capital Budget.** None of the funds appropriated above may be expended for capital budget items except as listed below. The amounts shown below shall be expended only for the purposes shown and are not available for expenditure for other purposes. Amounts appropriated above and identified in this provision as appropriations either for "Lease payments to the Master Lease Purchase Program" or for items with an "(MLPP)" notation shall be expended only for the purpose of making lease-purchase payments to the Texas Public Finance Authority pursuant to the provisions of V.T.C.S., Art. 601d, Sec. 9A.

	<u>2000</u>	<u>2001</u>
a. Acquisition of Information Resource Technologies		
(1) P.C. Workstation Hardware	\$ 187,690	\$ 182,690
(2) Mainframe Computer Upgrade		750,000
(3) Telecommunications Hardware	85,000	90,000
(4) Software	<u>\$ 50,000</u>	<u>\$ 50,000</u>
 Total, Capital Budget	 <u>\$ 322,690</u>	 <u>\$ 1,072,690</u>

Method of Financing (Capital Budget):

General Revenue Fund	\$ 179,822	\$ 598,322
Other Funds	<u>142,868</u>	<u>474,368</u>
 Total, Method of Financing	 <u>\$ 322,690</u>	 <u>\$ 1,072,690</u>

2. **Commissioner's Salary.** The Coordinating Board is hereby authorized to utilize \$77,851 per year from general revenue funds appropriated to Goal E., in 2000 and 2001 and any earned funds including federal funds received under 20 USC 1087-1 as a lender of Hinson-Hazlewood Student Loans, for the purpose of funding the salary of the Commissioner of Higher Education at a rate NTE \$150,000 per year in 2000 and 2001.
3. **Use of Excess Registration Fees Authorization.** Any registration fee collected by the Coordinating Board to pay the expenses of a conference, seminar or meeting in excess of the actual costs of such conference, seminar or meeting may be used to pay the expenses of any other conference, seminar or meeting for which no registration fees were collected or for which registration fees collected were insufficient to cover the total expenses.
4. **Student Loan Program.** All moneys in the Texas Opportunity Plan Fund and the Texas College Student Loan Bonds Interest and Sinking Fund, the Student Loan Auxiliary Fund, and the Student Loan Revenue Fund are hereby appropriated to the Texas Higher Education Coordinating Board, for the purposes specified in Article III, Sections 50b and 50b-1, 50b-2, 50b-3, and 50b-4 of the Texas Constitution, Section 506-5, contingent on enactment of Senate Joint Resolution 58, and V.T.C.A., Education Code 52.01-52.90 and 56.121-56.135.
5. **Federal Lenders Allowance.** In accordance with the provisions of V.T.C.A., Education Code, Sec. 52.17(e) it is the intent of the Legislature that the Coordinating Board shall expend to the maximum extent possible, Federal Lenders Special Allowance revenue (Earned Federal Funds) for the support of programs authorized to use this funding source in Section 52.17(e).

## HIGHER EDUCATION COORDINATING BOARD

(Continued)

6. **Physician's Education Loan Repayment Program.** The funds provided to Strategy C.1.1., Physician's Education Loan Repayment Program, are appropriated in accordance with V.T.C.A., Education Code, Section 61.531 - 61.539 for repayment of eligible student loans received by a physician who meets the stipulated requirements. All balances in the General Revenue Fund-Dedicated-Medical School Tuition Set Aside Account as of August 31, 1999, and all Medical School Tuition Set Aside receipts received during the biennium are hereby appropriated to the Coordinating Board for the biennium ending August 31, 2001, for the same purpose as Strategy C.1.1 (estimated to \$1,014,000).
7. **Texas Public Educational Grants Full Use of Funds.** Funds received by the Coordinating Board under the full use of funds provisions of V.T.C.A., Education Code, Section 56.039 are hereby appropriated and may be expended for scholarships as provided by that statute.
8. **Texas Public Educational Grants Program.** Unless a different percentage is set by passage of legislation amending the Texas Education Code, it is the intent of the Legislature that the amount of tuition to be set aside for the Texas Public Educational Grants Program shall be 15 percent in fiscal years 2000 and 2001.
9. **Student Financial Assistance Grants.** Available balances on hand at August 31, 1999, and funds received during the biennium by the Comptroller through the reimbursement to taxpayer provision under Section 151.423 of the Tax Code are appropriated to the Coordinating Board for the biennium ending August 31, 2001, for the same purpose as Strategy C.1.9., Tax Reimbursement Grants, in accordance with V.T.C.A., Education Code, Chapter 56.
10. **License Plate Scholarship Program.**
  - a. **Texas Collegiate License Plate Scholarships.** Available balances on hand at August 31, 1999, and the portion of fees deposited into the state treasury during the biennium ending August 31, 2001, to the credit of the Texas Higher Education Coordinating Board, Strategy C.1.10., License Plate Scholarships, as provided by V.T.C.A., Transportation Code, Section 502.270, is appropriated for that period to the board for the purpose of providing scholarships for students who demonstrate a need for financial assistance. The board shall allocate the appropriation made by this provision to students at a particular college or university in proportion to the ratio that the amount deposited to the credit of the Texas Higher Education Coordinating Board from fees for license plates bearing the name and insignia of the particular college or university bears to the total amount deposited.
  - b. **Houston Livestock Show and Rodeo Scholarships.** Available balances on hand at August 31, 1999, and the portion of fees deposited into the state treasury during the biennium ending August 31, 2001, to the credit of the Texas Higher Education Coordinating Board, Strategy C.1.10., License Plate Scholarships, as provided by V.T.C.A., Transportation Code, Section 502.293, that are in addition to the amounts listed above in the Method of Financing, are appropriated for that period to the board for the purpose of making grants to benefit the Houston Livestock Show and Rodeo. It is the intent of the Legislature that these funds be used for the purposes of providing financial assistance to students selected according to criteria developed by the Houston Livestock Show and Rodeo as approved by the Coordinating Board.
11. **Baylor College of Medicine.** From funds appropriated by this Act for the Baylor College of Medicine, the Coordinating Board shall allocate an amount per student enrolled in the college equal to the cost of medical education in the established public medical schools cited in Subchapter D, Chapter 61, Education Code. The amount shall be determined by the Coordinating Board.
12. **New Horizons Scholarship Fund.** Funds appropriated above in strategy C.1.3, Texas New Horizons Scholarship Fund are to be used to match institutional funds committed by the general

## HIGHER EDUCATION COORDINATING BOARD

(Continued)

academic teaching institutions for scholarships. No one institution may receive more than 15 percent of the total funds appropriated. None of the funds may be used for administrative purposes. It is legislative intent that funds appropriated in this item be used as an incentive for eligible institutions to establish programs for educationally disadvantaged students.

The Coordinating Board shall file with the Legislative Budget Board and the Governor's Office a report showing the allocation of the scholarships. The report shall be submitted within 90 days of the close of the fiscal year.

13. **Research Programs.** The appropriations made by this Act for the Advanced Research Program and the Advanced Technology Program shall be distributed in accordance with the provisions of V.T.C.A., Education Code, Chapters 142 and 143. However, no more than 70 percent of the funds allocated for each program shall be designated for The University of Texas and the Texas A&M University Systems in the 2000-01 biennium. Institutions receiving transfers of funds under these programs shall report to the Coordinating Board in accordance with the provisions of V.T.C.A., Education Code, Section 142.005. Similarly, the Coordinating Board shall report to the Governor and the Legislative Budget Board. Funds appropriated to the Advanced Research Program and the Advanced Technology Program in House Bill 1, Seventy-fourth Legislature, for the 1998-99 biennium are hereby reappropriated for the same purposes for the 2000-01 biennium (estimated to be \$900,000). Funds allocated for both research programs are exempt from General Services Commission rules and regulations.
14. **Texas Academic Skills Program.**
  - a. **Developmental Education Programs.** Funds appropriated for developmental programs under V.T.C.A., Education Code, Section 51.306, shall be expended only for those costs associated with the operation of the developmental education program including instruction, tutorial, peer counseling, evaluation, retraining of faculty, and related costs for administration of the program. The funds shall not be used for the recruitment of students.
  - b. **Allocation Procedure for Developmental Education Program Performance Fund.** The amount appropriated for the Developmental Education Performance Fund shall be allocated by the Coordinating Board to public institutions of higher education. The allocation to each institution for each fiscal year shall be based on the number of students who successfully complete developmental education during the previous fiscal year. For purposes of this rider, a student who "successfully completes developmental education" is a student who does not meet basic state education standards for college-level work, as defined by the Coordinating Board, who undertakes a developmental education program and who subsequently demonstrates college readiness, as defined by the Coordinating Board, within two years. It is the intent of the Legislature that the sum of \$1,000 be allocated for each student who successfully completes developmental education. In the event that the amount appropriated for the Developmental Education Performance Fund is insufficient to provide this allocation, a proportional allocation shall be made.
  - c. **TASP Test Fee Waivers.** Funds appropriated for Strategy C.1.6., Texas Academic Skills Program, shall be expended by the Coordinating Board for providing test fee waivers for needy students.
  - d. **Intent Concerning Developmental Needs.** It is the intent of the Legislature that all affected institutions of public higher education fully address developmental needs identified by the Texas Academic Skills Program with appropriations made in this Act for the Developmental Education Program and other institutional funds available.
15. **Residency Eligibility.** It is legislative intent that any student who is eligible for Texas resident tuition at a tax-supported institution is eligible for the Tuition Equalization Grants Program, provided all other requirements established by the Coordinating Board have been met by that

## HIGHER EDUCATION COORDINATING BOARD (Continued)

student. None of the funds appropriated in this Act to the Coordinating Board for Tuition Equalization Grants may be expended for grants to non-resident students attending independent colleges or universities in Texas except for grants to National Merit Finalists.

16. **TEG Need Survey and Reporting Requirements.** The Coordinating Board shall present the result of its most recent annual need survey for Tuition Equalization Grant (TEG) funds as part of its biennial appropriations request to the Legislative Budget Board and the Governor's Office of Budget and Planning. The request shall include the number of eligible students and an estimate of the amount needed to fund fully the TEG program in the coming biennium. The Coordinating Board shall update this projection to include the most recent fall semester data prior to the convening of each regular session of the Legislature and shall provide this information to the Legislative Budget Board staff prior to Legislative Budget Board deliberations on the TEG appropriation. Each institution receiving tuition equalization grants shall furnish to the Coordinating Board any financial information requested.
17. **Annual Financial Aid Report.** The Coordinating Board shall present an annual report concerning financial aid need of students applying for financial aid at Texas public and independent institutions of higher education. This report shall be provided to the Legislative Budget Board by February 28 of each calendar year.
18. **Interim Studies.** The Texas Higher Education Coordinating Board, in consultation with institutions of higher education may conduct the following studies regarding (1) Alternative Admissions Criteria. This study is intended to identify possible alternative admissions criteria, including supporting methodologies, that would better predict collegiate success; (2) Distance Education. This study is intended to review the effects of and accessibility to distance education for under-represented groups in Texas; (3) Faculty Exit Surveys and Faculty Retention. The Higher Education Coordinating Board is authorized to develop a survey instrument to be administered by institutions to all tenured and tenure-track faculty who terminate employment at a general academic institution, health-related institution, or technical college. Departing faculty members shall send each completed survey directly to the Higher Education Coordinating Board no later than October 1 of each year; and (4) Medical Ethics, Humanities and Jurisprudence at Medical Schools. All academic health centers with medical schools and that receive a state appropriation are authorized to review the current curriculum content and requirements for medical ethics, humanities and jurisprudence for medical students at their institution, including current instruction and integration into the basic sciences, clinical clerkships, and elective experiences. The review shall consider current testable material in these subject areas as might appear on each part of the United States Medical Licensure Examination™. Institutions shall report this information to the Texas Higher Education Coordinating Board by September 1, 2000 in a format prescribed by the board.

The Texas Higher Education Coordinating Board shall summarize the information from each of the above studies and present the results and any recommendations to the Legislature no later than December 1, 2000.

19. **Family Practice Rural and Public Health Rotations.** Funds appropriated above for Family Practice Residency Programs, include up to \$363,000 in 2000 and \$363,000 in 2001 for one month rural rotation or one month public health rotation for family practice residents in accordance with the provision of V.T.C.A., Education Code, Section 51.918.
20. **Internal Auditor Required.** From funds appropriated above in Goal E, the Coordinating Board shall employ at least one full-time internal auditor.
21. **Minority Doctoral Incentive Program.** Out of funds appropriated to the Minority Doctoral Incentive Program in House Bill 1, Seventy-fifth Legislature, for the biennium ending August 31, 1999, \$150,000 is hereby reappropriated for the biennium ending August 31, 2001.

## HIGHER EDUCATION COORDINATING BOARD

(Continued)

22. **Earned Federal Funds.** All unexpended balances of Earned Federal Funds remaining as of August 31, 1999, are hereby appropriated for the same purposes for use during the biennium beginning September 1, 1999. Any balances on hand at the end of fiscal year 2000 may be carried over to fiscal year 2001, and such funds are appropriated for fiscal year 2001 (estimated to be \$100,000). The authority to receive and expend earned federal fund balances in excess of those appropriated above is subject to the following limitation:
- At least 14 days prior to any use of any earned federal funds the Coordinating Board shall report the earned federal funds received and provide documentation of the proposed use of these funds to the Legislative Budget Board and the Governor's Office of Budget and Planning.
23. **Family Practice Residency Advisory Committee.** Out of funds appropriated above, Strategy C.2.2., Family Practice Residency Program, in fiscal year 2000 and in fiscal year 2001, the Board shall make provision for reimbursement of travel expenses for members of the Advisory Committee as outlined in statute.
24. **Primary Care Residency Advisory Committee.** Out of funds appropriated above, Strategy C.2.6., Primary Care Residency Program, in fiscal year 2000 and in fiscal year 2001, the Board shall make provision for reimbursement of travel expenses for members of the Advisory Committee as outlined in statute.
25. **National Guard ROTC Program.** Any unexpended balances in Strategy C.1.14., National Guard ROTC Program, remaining as of August 31, 1999, are hereby reappropriated for the biennium beginning September 1, 1999, for the same purposes (estimated to be \$100,000).
26. **New Campus Funding for Public Community/Junior Colleges.** Funds appropriated above in the Strategy C.4.6., New Community College Campuses, are to provide for the following new campuses: Corinth Campus and Bowie Campus at North Central Texas College, and Starr County and Mid Valley Campuses at South Texas Community College. These institutions shall apply to the Texas Higher Education Coordinating Board for funding based on actual new contact hours generated at the above campuses during the 2000-01 biennium. To be eligible for this funding, enrollment at these new campuses must result in a districtwide increase in contact hours. The Texas Higher Education Coordinating Board is authorized to transfer any unexpended funds for Strategy C.4.6., to Strategy C.4.5., Dramatic Enrollment Growth Funding for Two-Year Institutions.
27. **Dramatic Enrollment Growth Funding for Two Year Institutions.** Funds appropriated above in Strategy C.4.5., Two-Year Institution Enrollment Growth, are to be used only to assist Public Community/Junior Colleges, Texas State Technical College, and the Lamar lower level centers that experience dramatic rates of growth in contact hours during the 2000-01 biennium. Funds appropriated under this section shall be allocated according to a formula developed by the Texas Higher Education Coordinating Board based on the following criteria:
- a. For fiscal year 2000, funding shall be provided for growth in contact hours at institutions which experience an increase in total contact hours of greater than 10 percent for each of two consecutive fiscal years (Fall 1997 to Fall 1998 and Fall 1998 to Fall 1999). For fiscal year 2001, funding shall be provided for growth in contact hours at institutions which experience an increase in total contact hours of greater than 10 percent for each of two consecutive fiscal years (Fall 1998 to Fall 1999 and Fall 1999 to Fall 2000).
  - b. For fiscal year 2000, funding shall be provided for growth in contact hours at institutions which experience an increase in total contact hours greater than 5 percent between the Fall 1997 and Fall 1999 semesters and are not included under subsection (a) above. Funds appropriated in fiscal 2001 shall be allocated in the same manner for the benefit of two year institutions which experience an increase in total contact hours greater than 5 percent between Fall 1998 and Fall 2000 semesters and are not included under subsection (a)

## HIGHER EDUCATION COORDINATING BOARD

(Continued)

above. For funds allocated under this subsection, the Texas Higher Education Coordinating Board shall deduct the first 5 percent of contact hour growth for each eligible two-year institution.

28. **Graduate Medical Education.** Funds appropriated above for Graduate Medical Education are for the purpose of supporting the educational costs of primary care graduate medical education programs. Each entity incurring the costs of faculty responsible for instruction or supervision of resident physicians in such accredited programs may receive funds in an amount not to exceed \$12,500 in each fiscal year for each filled residency position. For the purposes of this rider, primary care shall include family practice, obstetrics/gynecology, general internal medicine, and general pediatrics. The first \$8,000,000 in appropriated funds in any fiscal year shall be expended for eligible primary care residency positions. Appropriated funds in excess of \$8,000,000 in any fiscal year shall be expended for each residency position filled by a graduate of a school of medicine or osteopathy accredited by the Liaison Committee on Medical Education or the American Osteopathic Association such that a primary care position shall receive 1.2 times the amount received by any other residency position. The Higher Education Coordinating Board shall promulgate rules for the equitable distribution of these funds.
29. **Chiropractic Colleges.** Out of the funds appropriated above in Strategy C.2.8., Chiropractic Colleges, an amount of \$125,000 in each year of the biennium shall be contracted to Parker Chiropractic College and an amount of \$125,000 each year shall be contracted to Texas Chiropractic College for the purpose of preparation or instruction of Texas resident undergraduate chiropractic students as doctors of chiropractic.
30. **Teacher Education Centers.** Funds appropriated above in Strategy C.4.4, Centers for Teacher Education, are to be used for the purpose of supporting centers for teacher education at private, independent, general academic institutions that are component institutions of the Texas Association of Developing Colleges. Consideration shall be given to teacher education centers at Jarvis Christian College in Hawkins, Paul Quinn College in Dallas, Texas College in Tyler, Huston-Tillotson College in Austin, and Wiley College in Marshall. These funds may be used to enhance library resources and computer, science, and mathematics laboratories. The board may require periodic submission of data and reports as the board considers necessary to assess the overall performance of the centers. The board shall retain two percent of the appropriations made for the teacher education centers for the costs of on-site monitoring and distribution of funds. The board may use a portion of the amounts retained to obtain the services of a program planner to facilitate and coordinate the process of curriculum development and program redesign to improve teacher preparation at the participating institutions.
31. **General Academic Development Education Accountability Pilot Program.** The Higher Education Coordinating Board shall administer and coordinate the General Academic Developmental Education Accountability Pilot Program under the following guidelines.
  - a. The Coordinating Board shall select participating general academic institutions for the pilot program from among institutions that volunteer.
  - b. The Coordinating Board, in consultation with the Legislative Budget Board, will calculate allocations to this fund based on the following: for FY 2000, the allocation for each participating institution will be equal to five percent of the developmental education formula funding generated by that institution in the semester credit hour formula appropriation for fiscal year 2000; the allocation for fiscal year 2001 for each participating institution will be equal to 15 percent of the developmental education formula funding generated by that institution in the semester credit hour appropriation for FY 2001. These funds shall be transferred from the formula funded strategies of the participating institutions to the Coordinating Board and are hereby appropriated to Strategy C.4.7., General Academic Developmental Education Performance Fund.



**HIGHER EDUCATION COORDINATING BOARD**  
(Continued)

- c. Funds appropriated above in Strategy C.4.7., General Academic Developmental Education Accountability Pilot Program are to be allocated by the Coordinating Board to the institutions participating in the pilot program. The allocation to each institution for each fiscal year shall be based on the number of students who successfully complete developmental education during the previous fiscal year. A student who successfully completes developmental education is defined as a student who does not meet basic state education standards for college-level work, as defined by the Coordinating Board, who undertakes a developmental education program, and who subsequently demonstrates college readiness, as defined by the Coordinating Board, within two years. In allocating these funds, it is the intent of the Legislature that: (a) performance funding should be allocated to individual institutions in such a way that remedying large deficiencies in college readiness will result in proportionately more funding than remedying minor deficiencies in college readiness; and (b) institutions that demonstrate an increase in performance do not experience a reduction in developmental education funding received through the pilot program.
  - d. It is the intent of the Legislature that to be eligible for state funding, public institutions of higher education shall have developmental education programs certified or accredited by a nationally recognized Developmental Education entity by Fall 2005. Institutions shall report progress toward that goal to the Coordinating Board no later than October 31, 2000.
  - e. The Coordinating Board, in conjunction with the institutions participating in the pilot program, shall produce an interim report evaluating the effectiveness of the pilot program and making recommendations for further expansion of the program no later than December 31, 2000.
32. **Community and Technical College Developmental Education Accountability Pilot Program.** The Higher Education Coordinating Board shall administer and coordinate the Community and Technical College Developmental Education Accountability Pilot Program under the following guidelines:
- a. The Coordinating Board shall select participating community and technical colleges from among institutions that volunteer.
  - b. The Coordinating Board, in consultation with the Legislative Budget Board, will calculate allocations to this fund based on the following: for Fiscal year 2000, the allocation for each participating community/technical college will be equal to five percent of the developmental education formula funding generated by that institution in the contact hour formula appropriation for fiscal year 2000; the allocation for fiscal year 2001 for each participating community/technical college will be equal to 15 percent of the developmental education formula funding generated by that institution in the contact hour appropriation for fiscal year 2001. These funds shall be transferred from the formula funded strategies of the participating community/technical colleges to the Coordinating Board and are hereby appropriated to Strategy C.4.8., Community and Technical College Developmental Education Performance Fund.
  - c. Funds appropriated above in Strategy C.4.8., Community and Technical College Developmental Education Accountability Pilot Program are to be allocated by the Coordinating Board to the community and technical colleges participating in the pilot program. The allocation to each institution for each fiscal year shall be based on the improvements made in academic preparation of students who have previously been evaluated as not meeting basic college readiness standards as defined by the Coordinating Board, and who have completed a developmental education program in the previous year. In allocating these funds, it is the intent of the Legislature that: (a) performance funding should be allocated to individual institutions in such a way that the funding provided for individual students shall be proportional to the progress that has been made in remedying

## HIGHER EDUCATION COORDINATING BOARD

(Continued)

deficiencies in college readiness, as defined by the Coordinating Board; and (b) institutions that demonstrate increased performance do not experience a reduction in the developmental education funding received through the pilot program.

- d. It is the intent of the Legislature that to be eligible for state funding, public institutions of higher education shall have developmental education programs certified or accredited by a nationally recognized developmental education entity by Fall 2005. Institutions shall report progress toward that goal to the Coordinating Board no later than October 31, 2000.
  - e. The Coordinating Board, in conjunction with the community and technical colleges participating in the pilot program, shall produce an interim report evaluating the effectiveness of the pilot program and making recommendations for further expansion of the program no later than December 31, 2000.
33. **Cost Recovery for the Common Application Form.** The Texas Higher Education Coordinating Board is hereby authorized to collect funds from each general academic institution to recover costs related to the electronic common application form. The amount collected from each institution shall be proportional to the number of applications received. The funds collected shall only recover direct costs and only be used for the purposes of the electronic common application form.
34. **Retention of Economically Disadvantaged Students.** The Higher Education Coordinating Board shall include in the annual performance report beginning in fiscal year 2000, the percentage of economically disadvantaged freshmen retained at public institutions of higher education as defined by the Legislative Budget Board and the Governor's Office in consultation with the State Auditor's Office.
35. **Formula Recommendation for General Academic Institutions.** The Higher Education Coordinating Board, in conjunction with the Formula Advisory Committees, shall review the impact of short-term fluctuations in enrollment on formula funding and make recommendations to address the issue to the Seventy-seventh Legislature.
36. **Student Financial Aid Program.**
- a. Of the funds appropriated above in Strategy C.1.19., Student Financial Aid Program, any unexpended balances on hand at the end of fiscal year 2000 may be carried over to fiscal year 2001.
  - b. Out of funds appropriated in Strategy C.1.19., Student Financial Aid Program, the board may retain \$596,000 in fiscal year 2000 and \$360,000 in fiscal year 2001 to administer the statewide grant program and \$100,000 in each fiscal year to administer the Center for Financial Aid Information.
  - c. Out of funds appropriated in Strategy C.1.19., Student Financial Aid Program, \$2,000,000 in each fiscal year shall be allocated to the Teach for Texas Program, contingent upon enactment of House Bill 713 or similar legislation establishing the Teach for Texas or similar program.
  - d. Of the amounts appropriated in Strategy C.1.19., Student Financial Aid, no more than \$50,000 per fiscal year shall be used to provide loan repayment assistance to individuals who have obtained a Ph.D. degree and who meet the criteria established by House Bill 713 or House Bill 1576.
  - e. It is the intent of the Legislature that the board plan the implementation of the student financial aid program established in House Bill 713 so that the program will not require an appropriation of greater than \$100 million, plus any unexpended balances carried forward,

**HIGHER EDUCATION COORDINATING BOARD**  
(Continued)

in the 2002–2003 biennium. Such implementation levels are projected to be \$20 million in fiscal year 2000 and \$35 million in fiscal year 2001.

37. **Economically Disadvantaged Student Retention Performance Fund.** The Texas Higher Education Coordinating Board shall distribute funding appropriated above in Strategy C.4.9., Economically Disadvantaged Student Retention Performance Fund, to general academic institutions based on increases in the retention of first-time, full-time economically disadvantaged undergraduates who make satisfactory academic progress. Only those institutions showing an increase of at least five percent in the retention of economically disadvantaged undergraduate students shall be eligible for the fund. Allocations to eligible institutions shall be proportional to the number of first-time, full-time economically disadvantaged undergraduates retained for one academic year.
38. **Disparity Study for Institutions of Higher Education.** The disparity study conducted by the Comptroller of Public Accounts pursuant to General Appropriations Act, Section 16, pate I-24, Seventy-fifth Legislature, to determine whether past acts of discrimination by institutions of higher education have created any present effects of such past discrimination may be continued by the Texas Higher Education Coordinating Board. The Coordinating Board may maintain and update as necessary the database developed for the disparity study. The Texas Education Agency and each institution of higher education receiving appropriations may cooperate with the Coordinating Board to continue the disparity study and to provide data to maintain and update the database. The Coordinating Board, the Texas Education Agency, and each institution of higher education that participates in the study shall comply with all applicable state and federal laws governing the confidentiality and privacy of the data used in the study.
39. **Contingency Appropriation for House Bill 3544.** Contingent upon the enactment of House Bill 3544, or similar legislation relating to a loan repayment program for dentists, the Texas Higher Education Coordinating Board is hereby appropriated \$117,747 in each fiscal year of the biennium from dental school tuition set aside for the purpose of implementing the Act. Also contingent upon the enactment of House Bill 3544, or similar legislation, the "Number of Full-time Equivalent Positions (FTE)" figure indicated above is hereby increased by 1 for each fiscal year.
40. **Contingency Appropriation for Senate Bill 322.** Contingent upon the enactment of Senate Bill 322, or similar legislation relating to providing scholarships to Girl Scouts from special license plate fees, the Texas Higher Education Coordinating Board is hereby appropriated \$10,000 for fiscal year 2000 and \$10,000 for fiscal year 2001 out of additional revenues collected pursuant to Senate Bill 322 for the purpose of implementing that Act. In no event shall the amount expended from appropriations identified by this provision exceed the amount of additional revenues collected pursuant to Senate Bill 322. It is the intent of the Legislature that these funds be used for the purposes of providing financial assistance to students selected according to criteria developed by the Girl Scouts as approved by the Coordinating Board.
41. **Contingency Appropriation for Senate Bill 526.** Contingent upon the enactment of Senate Bill 526, or similar legislation relating to providing tuition payment assistance for certain members of the state military forces, the Texas Higher Education Coordinating Board is hereby appropriated \$2,000,000 in fiscal year 2001 from the General Revenue Fund for the purpose of implementing the Act.
42. **Contingency for House Bill 713.** Contingent upon the enactment of House Bill 713, or similar legislation establishing a new student financial aid program and consolidating existing financial aid, grant and scholarship programs, the Texas Higher Education Coordinating Board is hereby authorized to transfer appropriations made in strategies above for programs that are consolidated into the new student financial aid program established by the legislation. These appropriations are to be transferred into Strategy C.1.19. for the purposes established by House Bill 713.

## HIGHER EDUCATION FUND

For the Years Ending	
August 31, 2000	August 31, 2001

**Out of the General Revenue Fund:**

**A. Goal: HIGHER EDUCATION FUND**

**A.1.1. Strategy: HIGHER EDUCATION FUND**  
 The Constitutional appropriation for acquiring land with or without permanent improvements, constructing and equipping buildings or other permanent improvements, major repair or rehabilitation of buildings or other permanent improvements, and acquisition of capital equipment, library books and library materials at the eligible institutions and agencies of higher education pursuant to the provisions of Article VII, Section 17(a) of the Texas Constitution.

	\$ 224,365,000	\$ 224,365,000
--	----------------	----------------

<b>Grand Total, HIGHER EDUCATION FUND</b>	\$ 224,365,000	\$ 224,365,000
---	----------------	----------------

1. **Unexpended Balances.** Any unexpended balances as of August 31, 1999 in the General Revenue Fund pursuant to the provision of Article VII, Section 17(a) of the Texas Constitution, are hereby reappropriated to the respective institutions for the biennium beginning September 1, 1999 for the same purposes.
2. **Higher Education Fund Deposit.** Out of the Funds appropriated above, the State Comptroller of Public Accounts shall deposit \$49,365,000 in each year of the biennium to the credit of the higher education fund in accordance with V.T.C.A., Education Code, Section 62.025.

## THE UNIVERSITY OF TEXAS SYSTEM ADMINISTRATION

For the Years Ending	
August 31, 2000	August 31, 2001

**Out of the General Revenue Fund:**

1. Educational and General State Support	\$ 4,022,938	\$ 9,245,270
--	--------------	--------------

<b>Grand Total, THE UNIVERSITY OF TEXAS SYSTEM ADMINISTRATION</b>	\$ 4,022,938	\$ 9,245,270
---	--------------	--------------

<b>Number of Full-time Equivalent Positions (FTE) - Appropriated Funds</b>	272.0	272.0
--	-------	-------

<b>Number of Full-time Equivalent Positions (FTE) - Total</b>	430.5	430.5
---	-------	-------

**THE UNIVERSITY OF TEXAS SYSTEM ADMINISTRATION**  
(Continued)

1. **Informational Listing of Appropriated Funds.** The appropriations made above for Educational and General State Support are subject to the special and general provisions of this Act and include the following amounts for the purposes indicated.

**Out of the General Revenue Fund:**

**A. Goal: INSTRUCTION/OPERATIONS**

Provide Instructional and Operations Support

**A.1.1. Strategy: SYSTEM OFFICE**

OPERATIONS	\$ 822,938	\$ 822,578
------------	------------	------------

**A.1.2. Strategy: LOWER RIO GRANDE**

VALLEY-RAHC	\$ 2,500,000	\$ 5,000,000
-------------	--------------	--------------

Lower Rio Grande Valley-Regional Academic Health center

<b>Total, Goal A: INSTRUCTION/OPERATIONS</b>	<u>\$ 3,322,938</u>	<u>\$ 5,822,578</u>
--	---------------------	---------------------

**B. Goal: INFRASTRUCTURE SUPPORT**

Provide Infrastructure Support

**B.1.1. Strategy: TUITION REVENUE BONDS**

Tuition Revenue Bonds for Lower Rio Grande Valley-RAHC	\$ 0	\$ 2,722,692
--	------	--------------

**C. Goal: SPECIAL ITEM SUPPORT**

**C.1.1. Strategy: HEALTH CARE**

PARTNERSHIPS-LAREDO	\$ 700,000	\$ 700,000
---------------------	------------	------------

Health Care Partnerships/Laredo Campus

**Grand Total, THE UNIVERSITY OF TEXAS SYSTEM ADMINISTRATION**

	<u>\$ 4,022,938</u>	<u>\$ 9,245,270</u>
--	---------------------	---------------------

2. **Aircraft Authorized.** The University of Texas System is authorized to acquire, operate and maintain, including replacing, one passenger airplane. Such airplane should be acquired by gift, if possible, but may be acquired by purchase subject to the authority of the Aircraft Pooling Board under Chapter 2205, Government Code. All costs of acquisition, operation and maintenance, including replacement, may be paid out of the Available University Fund allocable to The University of Texas System. The University of Texas System is also authorized to lease on a short-term basis additional aircraft as may be needed from time to time.
3. **Appropriation, Governing Board.** Out of the funds appropriated herein, an amount not to exceed \$450,000 in each year of the biennium shall be for all expenses associated with the governing board's duties including, but not limited to: travel, entertainment, lodging, and expenses of state employees who provide services for the governing board.

A separate record of the board's expenditures shall be kept and retained in the same manner as the fiscal records of the institution(s) the board governs. No funds may be used for the governing board's expenses except for the specific amounts designated above. Funds appropriated for the governing board's expenses may be used for any other purpose covered by this Act.

4. **Health Care Partnerships.** Out of funds appropriated above in strategy C.1.1. Health Care Partnerships/Laredo Campus, the University of Texas System Administration shall establish a Laredo campus extension of the University of Texas Health Science Center at San Antonio. The funds shall be used to establish the campus extension facilities in Laredo and plan, initiate and

**THE UNIVERSITY OF TEXAS SYSTEM ADMINISTRATION**  
(Continued)

expand programs in undergraduate and graduate medical and dental education, including residency training programs and other levels of health education work in collaboration with Texas A&M International University or any component institution of the Texas A&M University System or the University of Texas System. The primary purpose of the Laredo campus extension is educational in nature.

5. **Regional Academic Health Center.** The University of Texas System Administration may use funds appropriated above in Strategy A.1.2., Lower Rio Grande Valley-RAHC, and Strategy B.1.1., Tuition Revenue Bonds, to establish and maintain the Lower Rio Grande Valley Regional Academic Health Center. It is the intent of the Legislature that the UT System distribute these funds in accordance with Texas Education Code 74.611 et seq. and an implementation plan and budget to be adopted by the UT System Board of Regents. The UT System may distribute these funds equitably among UT component institutions in developing the Regional Academic Health Center, including but not limited to, the University of Texas Health Science Center at Houston and the University of Texas Health Science Center at San Antonio.

**AVAILABLE UNIVERSITY FUND**

For the Years Ending	
August 31, <u>2000</u>	August 31, <u>2001</u>

**Out of the Available University Fund No. 011:**

**A. Goal:** MANAGE/ADMINISTER ENDOWMENT FUNDS  
Provide Management and Administrative Support for  
Endowment Funds

<b>A.1.1. Strategy:</b> EXPENSE OF REVENUE BEARING PROPERTY	\$	16,940,284	\$	17,488,961
---	----	------------	----	------------

Expenses of Revenue Bearing Property, including--- Investments, Endowments, and Trusts; Lands, Finance, and Asset Management; Accounting and Auditing; Oil, Gas, Mineral, and Surface Interests; Board for Lease of University Lands; Office of General Counsel (including attorneys); Staff Benefits, including O.A.S.I., W.C.I., U.C.I., and Employee Insurance Premium Sharing. Estimated

<b>A.1.2. Strategy:</b> A&M UNIVERSITY SYSTEM ALLOCATION	\$	81,732,667	\$	82,132,667
--	----	------------	----	------------

The Available University Fund allocable to the Board of Regents of Texas A&M University is hereby appropriated for the purpose of retiring obligations incurred under the authority of Article VII, Section 18 of the Texas Constitution, and may be expended for permanent improvements, new construction, equipment, repairs, and physical plant operation and maintenance, minority student scholarships and student recruitment, and educational and general

# AVAILABLE UNIVERSITY FUND

(Continued)

activities of the Texas A&M University System pursuant to Article VII, Sections 11(a) and 18 of the Texas Constitution. Estimated

**A.1.3. Strategy:** UT SYSTEM ALLOCATION

\$ 163,825,049    \$ 164,576,372

The Residue of the Available University Fund allocable to The University of Texas System is hereby appropriated for the purpose of retiring obligations incurred under the authority of Article VII, Section 18 of the Texas Constitution and, pursuant to the authorization of Article VII, Section 18 of the Texas Constitution and, pursuant to the authorization of Article VII, Section 11 (a) and 18 of the Constitution, for permanent improvements, new construction, equipment, repairs and rehabilitation, physical plant operation and maintenance, and educational and general activities of The University of Texas System Administration, and The University of Texas at Austin. Estimated

**Total, Goal A: MANAGE/ADMINISTER**

ENDOWMENT FUNDS

\$ 262,498,000    \$ 264,198,000

**Grand Total, AVAILABLE UNIVERSITY FUND**

\$ 262,498,000    \$ 264,198,000

- 1. Texas A&M University System Share.** There is hereby appropriated to the Texas A&M University System for the biennium ending August 31, 2001, that portion of the Available University Fund apportioned to it by Article VII, Section 18(e) or Section 8(f) contingent upon enactment of House Joint Resolution 58, Texas Constitution, except the part of that portion appropriated by Section 18 for the payment of principal and interest on bonds or notes issued thereunder by the Board of Regents of the Texas A&M University System, together with any balance in the Texas A&M University-The University of Texas Available Fund for any previous fiscal year. The Texas A&M University System is authorized to use a portion of its share of the Available University Fund for the matching of private grants for the endowment of scholarships, fellowships, library support, and academic positions at Texas A&M University and Prairie View A&M University. However, not more than \$1.5 million per year may be expended for the matching of private grants for the endowment of scholarships and fellowships.
- 2. The University of Texas System Share.** There is hereby appropriated for the biennium ending August 31, 2001 that portion of the Available University Fund (AUF) apportioned to The University of Texas System by Article VII, Section 18(e) or Section 8(f) contingent upon enactment of House Joint Resolution 58, Texas Constitution, together with any balance in the AUF for any previous years, except that portion appropriated by Section 18 for the payment of principal and interest on bonds or notes issued by the Board of Regents of The University of Texas System. This appropriation may be used for new construction, major repairs and rehabilitation, equipment, maintenance, operation, salaries, and support, including the matching of private grants for the endowment of scholarships, fellowships, library support, and academic positions for The University of Texas at Austin and for The University of Texas System Administration and is to be used as the Board of Regents of The University of Texas System may determine.
- 3. Transfer Authorization.** The University of Texas System may transfer from the Available University Fund No. 011 into the Texas A&M University Available Fund No. 047 its respective portion.

**AVAILABLE UNIVERSITY FUND**  
(Continued)

4. **Austin Technology Incubator.** The University of Texas System may use not more than \$200,000 in 2000 and \$200,000 in 2001 from its share of the Available University Fund to fund the Austin Technology Incubator.
5. **Reporting.** The University of Texas System Board of Regents and the Texas A&M University System Board of Regents shall report to the Legislature and the Governor no later than November 1 of each year uses of Available University Funds (AUF) for each system component and for system office operations, and the balances available at the end of the fiscal year. The reports shall include actual balances and allocations for the prior fiscal year and budgeted balances and uses for the current fiscal year. The reports shall also include the rationale used by the respective boards to distribute AUF funds, including debt service and excellence funds, among components, including the system office. The University of Texas System Board of Regents shall report to the Legislature and the Governor no later than November 1 of each year use of the Permanent University Fund for the expenses of managing the Permanent University Fund, the balances available at the end of the fiscal year, and rationale used to determine the amount of distributions to the Available University Fund from the Permanent University Fund.

**THE UNIVERSITY OF TEXAS AT ARLINGTON**

	For the Years Ending August 31, <u>2000</u>	August 31, <u>2001</u>
1. Educational and General State Support	\$ 99,371,707	\$ 100,703,312
<b>Grand Total, THE UNIVERSITY OF TEXAS AT ARLINGTON</b>	<b><u>\$ 99,371,707</u></b>	<b><u>\$ 100,703,312</u></b>
<b>Method of Financing:</b>		
General Revenue Fund	\$ 72,884,055	\$ 73,407,356
<b><u>General Revenue Fund - Dedicated</u></b>		
Estimated Board Authorized Tuition Increases Account No. 704	2,584,056	2,557,055
Estimated Statutory Tuition Increases Account No. 708	1,103,237	2,206,475
Estimated Other Educational and General Income Account No. 770	<u>22,800,359</u>	<u>22,532,426</u>
Subtotal, General Revenue - Dedicated	<b><u>\$ 26,487,652</u></b>	<b><u>\$ 27,295,956</u></b>
<b>Total, Method of Financing</b>	<b><u>\$ 99,371,707</u></b>	<b><u>\$ 100,703,312</u></b>
<b>Number of Full-time Equivalent Positions (FTE) - Appropriated Funds</b>	1,828.0	1,828.0
<b>Number of Full-time Equivalent Positions (FTE) - Total</b>	2,663.5	2,673.5

1. **Informational Listing of Appropriated Funds.** The appropriations made above for Educational and General State Support are subject to the special and general provisions of this Act and include the following amounts for the purposes indicated.



**THE UNIVERSITY OF TEXAS AT ARLINGTON**  
(Continued)

**A. Goal: INSTRUCTION/OPERATIONS**

Provide Instructional and Operations Support

**Outcome (Results/Impact):**

State Licensure Pass Rate of Engineering Graduates	93%	93%
State Licensure Pass Rate of Nursing Graduates	95%	95%
State Pass Rate of Education EXCET Exam	95%	95%
Percent of First-time, Full-time, Degree-seeking Freshmen Who Earn a Baccalaureate Degree Within Six Academic Years	30%	30%
Retention Rate of First-time, Full-time, Degree-seeking Freshmen Students After One Academic Year	67%	67%
Dollar Value of External or Sponsored Research Funds (in millions)	22.3	23.9
Percent of Lower Division Courses Taught by Tenured Faculty	40%	40%
Percent of Baccalaureate Graduates Who Are First Generation College Graduates	55%	55%
Administrative Cost As a Percent of Total Expenditures	10.5%	10.5%

<b>A.1.1. Strategy: OPERATIONS SUPPORT</b>	\$ 65,729,203	\$ 66,621,084
<b>A.1.2. Strategy: TEACHING EXPERIENCE SUPPLEMENT</b>	\$ 1,021,406	\$ 1,035,266
<b>A.1.3. Strategy: STAFF GROUP INSURANCE PREMIUMS</b>	\$ 1,996,441	\$ 2,146,174
<b>A.1.4. Strategy: WORKERS' COMPENSATION INSURANCE</b>	\$ 363,513	\$ 363,513
<b>A.1.5. Strategy: UNEMPLOYMENT COMPENSATION INSURANCE</b>	\$ 35,337	\$ 35,337
<b>A.1.6. Strategy: TEXAS PUBLIC EDUCATION GRANTS</b>	\$ 2,728,005	\$ 2,830,995
<b>A.1.7. Strategy: INDIRECT COST RECOVERY</b> Indirect Cost Recovery for Research Related Activities	\$ 1,944,414	\$ 1,944,414
<b>A.1.8. Strategy: FORMULA HOLD HARMLESS</b>	\$ 625,530	\$ 625,530
<b>A.1.9. Strategy: CAPITAL EQUITY &amp; EXCELLENCE FUNDING</b> Capital Equity and Excellence Funding	<u>\$ 5,254,197</u>	<u>\$ 5,254,197</u>
<b>Total, Goal A: INSTRUCTION/OPERATIONS</b>	<u>\$ 79,698,046</u>	<u>\$ 80,856,510</u>

**B. Goal: INFRASTRUCTURE SUPPORT**

Provide Infrastructure Support

<b>B.1.1. Strategy: E &amp; G SPACE SUPPORT</b> Educational and General Space Support	\$ 12,565,130	\$ 12,735,627
<b>B.1.2. Strategy: TUITION REVENUE BOND RETIREMENT</b>	\$ 3,889,910	\$ 3,892,554
<b>B.1.3. Strategy: SKILES ACT REVENUE BOND RETIREMENT</b>	<u>\$ 239,862</u>	<u>\$ 239,862</u>
<b>Total, Goal B: INFRASTRUCTURE SUPPORT</b>	<u>\$ 16,694,902</u>	<u>\$ 16,868,043</u>

**C. Goal: SPECIAL ITEM SUPPORT**

Provide Special Item Support

<b>C.1.1. Strategy: AUTOMATION AND ROBOTICS</b> Automation and Robotics Research Institute	\$ 1,097,822	\$ 1,097,822
<b>C.2.1. Strategy: RURAL HOSPITAL OUTREACH</b> Rural Hospital Outreach Program	\$ 55,099	\$ 55,099

**THE UNIVERSITY OF TEXAS AT ARLINGTON**  
(Continued)

<b>C.2.2. Strategy:</b> URBAN STUDIES INSTITUTE Institute of Urban Studies	\$ 356,539	\$ 356,539
<b>C.2.3. Strategy:</b> MEXICAN AMERICAN STUDIES	\$ 50,000	\$ 50,000
<b>C.3.1. Strategy:</b> AFRICA INTERNATIONAL EXCHANGE	\$ 131,805	\$ 131,805
<b>C.3.2. Strategy:</b> INSTITUTIONAL ENHANCEMENT	<u>\$ 1,287,494</u>	<u>\$ 1,287,494</u>
<b>Total, Goal C: SPECIAL ITEM SUPPORT</b>	<u>\$ 2,978,759</u>	<u>\$ 2,978,759</u>
<b>Grand Total, THE UNIVERSITY OF TEXAS AT ARLINGTON</b>	<u>\$ 99,371,707</u>	<u>\$ 100,703,312</u>

**Method of Financing:**

General Revenue Fund	\$ 72,884,055	\$ 73,407,356
<u>General Revenue Fund - Dedicated</u>		
Estimated Board Authorized Tuition Increases Account No. 704	2,584,056	2,557,055
Estimated Statutory Tuition Increases Account No. 708	1,103,237	2,206,475
Estimated Other Educational and General Income Account No. 770	<u>22,800,359</u>	<u>22,532,426</u>
Subtotal, General Revenue - Dedicated	<u>\$ 26,487,652</u>	<u>\$ 27,295,956</u>
<b>Total, Method of Financing</b>	<u>\$ 99,371,707</u>	<u>\$ 100,703,312</u>

2. **Robotics Engineering Research Program Transferability Authority.** The University of Texas at Arlington is hereby authorized to transfer or utilize from funds appropriated above an amount NTE \$500,000 to the Robotics Engineering Research Program in addition to the amount specified for that item. However, no funds may be transferred from any specified amount for faculty salaries, general scholarships, or minority scholarships and recruitment.
3. **Center for Mexican American Studies.** The University of Texas at Arlington is hereby authorized to transfer or utilize, from funds appropriated above, an amount not to exceed \$300,000 for the operation of a Center for Mexican American Studies.
4. **Urban Studies Institute.** All funds collected by the Urban Studies Institute are hereby appropriated to The University of Texas at Arlington for the Urban Studies Institute. It is the intent of the Legislature that services provided by the Institute shall be provided at a reduced cost based upon financial need and the availability of like services.

## THE UNIVERSITY OF TEXAS AT AUSTIN

	For the Years Ending August 31, 2000	August 31, 2001
1. Educational and General State Support	<u>\$ 335,331,571</u>	<u>\$ 339,657,210</u>
<b>Grand Total, THE UNIVERSITY OF TEXAS AT AUSTIN</b>	<u><u>\$ 335,331,571</u></u>	<u><u>\$ 339,657,210</u></u>
 <b>Method of Financing:</b>		
General Revenue Fund	\$ 225,784,122	\$ 227,879,496
 <u>General Revenue Fund - Dedicated</u>		
Estimated Board Authorized Tuition Increases Account No. 704	14,289,101	14,275,861
Estimated Statutory Tuition Increases Account No. 708	2,845,551	5,691,104
Estimated Other Educational and General Income Account No. 770	<u>92,412,797</u>	<u>91,810,749</u>
Subtotal, General Revenue - Dedicated	<u>\$ 109,547,449</u>	<u>\$ 111,777,714</u>
<b>Total, Method of Financing</b>	<u><u>\$ 335,331,571</u></u>	<u><u>\$ 339,657,210</u></u>
 <b>Number of Full-time Equivalent Positions (FTE) - Appropriated Funds</b>		
	7,303.0	7,303.0
<b>Number of Full-time Equivalent Positions (FTE) - Total</b>	13,310.0	13,340.5

1. **Informational Listing of Appropriated Funds.** The appropriations made above for Educational and General State Support are subject to the special and general provisions of this Act and include the following amounts for the purposes indicated.

**A. Goal: INSTRUCTION/OPERATIONS**

Provide Instructional and Operations Support

**Outcome (Results/Impact):**

State Licensure Pass Rate of Law Graduates	93%	93%
State Licensure Pass Rate of Engineering Graduates	94%	94%
State Licensure Pass Rate of Nursing Graduates	96%	96%
State Licensure Pass Rate of Pharmacy Graduates	98%	98%
State Pass Rate of Education EXCET Exam	98%	98%
Percent of First-time, Full-time, Degree-seeking Freshmen Who Earn a Baccalaureate Degree Within Six Academic Years	67%	67%
Retention Rate of First-time, Full-time, Degree-seeking Freshmen Students After One Academic Year	88%	88%
Dollar Value of External or Sponsored Research Funds (in millions)	186	186
Percent of Lower Division Courses Taught by Tenured Faculty	42%	42%
Percent of Baccalaureate Graduates Who Are First Generation College Graduates	25.8%	25.8%
Administrative Cost As a Percent of Total Expenditures	5.6%	5.6%

**THE UNIVERSITY OF TEXAS AT AUSTIN**  
(Continued)

<b>A.1.1. Strategy:</b> OPERATIONS SUPPORT	\$ 215,186,039	\$ 217,388,469
<b>A.1.2. Strategy:</b> TEACHING EXPERIENCE SUPPLEMENT	\$ 2,937,646	\$ 2,967,713
<b>A.1.3. Strategy:</b> GROWTH SUPPLEMENT	\$ 449,737	\$ 454,340
<b>A.1.4. Strategy:</b> STAFF GROUP INSURANCE PREMIUMS	\$ 11,792,147	\$ 12,676,558
<b>A.1.5. Strategy:</b> WORKERS' COMPENSATION INSURANCE	\$ 1,648,333	\$ 1,648,333
<b>A.1.6. Strategy:</b> UNEMPLOYMENT COMPENSATION INSURANCE	\$ 48,414	\$ 48,414
<b>A.1.7. Strategy:</b> TEXAS PUBLIC EDUCATION GRANTS	\$ 8,745,782	\$ 8,999,048
<b>A.1.8. Strategy:</b> INDIRECT COST RECOVERY Indirect Cost Recovery for Research Related Activities	<u>\$ 15,059,293</u>	<u>\$ 15,059,293</u>
 <b>Total, Goal A:</b> INSTRUCTION/OPERATIONS	 <u>\$ 255,867,391</u>	 <u>\$ 259,242,168</u>
 <b>B. Goal:</b> INFRASTRUCTURE SUPPORT Provide Infrastructure Support		
<b>B.1.1. Strategy:</b> E & G SPACE SUPPORT Educational and General Space Support	\$ 58,154,695	\$ 58,749,908
<b>B.1.2. Strategy:</b> TUITION REVENUE BOND RETIREMENT	\$ 9,405,795	\$ 9,414,040
<b>B.1.3. Strategy:</b> SKILES ACT REVENUE BOND RETIREMENT	<u>\$ 479,719</u>	<u>\$ 479,719</u>
 <b>Total, Goal B:</b> INFRASTRUCTURE SUPPORT	 <u>\$ 68,040,209</u>	 <u>\$ 68,643,667</u>
 <b>C. Goal:</b> SPECIAL ITEM SUPPORT Provide Special Item Support		
<b>C.1.1. Strategy:</b> TX-PHARM PROGRAM	\$ 341,337	\$ 688,741
<b>C.2.1. Strategy:</b> MARINE SCIENCE INSTITUTE Marine Science Institute - Port Aransas	\$ 691,775	\$ 691,775
<b>C.2.2. Strategy:</b> INSTITUTE FOR GEOPHYSICS	\$ 1,197,820	\$ 1,197,820
<b>C.2.3. Strategy:</b> BUREAU-ECONOMIC GEOLOGY Bureau of Economic Geology	\$ 1,678,542	\$ 1,678,542
<b>C.2.4. Strategy:</b> BUREAU-BUSINESS RESEARCH Bureau of Business Research	\$ 265,698	\$ 265,698
<b>C.2.5. Strategy:</b> MCDONALD OBSERVATORY	\$ 2,761,242	\$ 2,761,242
<b>C.2.6. Strategy:</b> STUDIES IN ASTRONOMY Center for Advanced Studies in Astronomy	\$ 658,295	\$ 658,295
<b>C.3.1. Strategy:</b> TEXAS MEMORIAL MUSEUM	\$ 165,825	\$ 165,825
<b>C.3.2. Strategy:</b> PUBLIC POLICY INSTITUTE	\$ 219,674	\$ 219,674
<b>C.3.3. Strategy:</b> POLICY DISPUTE RESOLUTION Center for Public Policy Dispute Resolution	\$ 293,609	\$ 293,609
<b>C.4.1. Strategy:</b> INSTITUTIONAL ENHANCEMENT	<u>\$ 3,150,154</u>	<u>\$ 3,150,154</u>
 <b>Total, Goal C:</b> SPECIAL ITEM SUPPORT	 <u>\$ 11,423,971</u>	 <u>\$ 11,771,375</u>
 <b>Grand Total, THE UNIVERSITY OF TEXAS AT AUSTIN</b>	 <u>\$ 335,331,571</u>	 <u>\$ 339,657,210</u>

**THE UNIVERSITY OF TEXAS AT AUSTIN**  
(Continued)

<b>Method of Financing:</b>		
General Revenue Fund	\$ 225,784,122	\$ 227,879,496
<u>General Revenue Fund - Dedicated</u>		
Estimated Board Authorized Tuition Increases Account No. 704	14,289,101	14,275,861
Estimated Statutory Tuition Increases Account No. 708	2,845,551	5,691,104
Estimated Other Educational and General Income Account No. 770	<u>92,412,797</u>	<u>91,810,749</u>
Subtotal, General Revenue - Dedicated	<u>\$ 109,547,449</u>	<u>\$ 111,777,714</u>
<b>Total, Method of Financing</b>	<u><b>\$ 335,331,571</b></u>	<u><b>\$ 339,657,210</b></u>

2. **Bureau of Economic Geology Contingency.** Contingent upon certification by the Comptroller of Public Accounts that increased activity by the Bureau of Economic Geology will generate at least \$890,000 for the biennium in additional revenue to the General Revenue Fund, \$445,000 in each year of the biennium is appropriated above for information item C.2.3., Bureau of Economic Geology.
3. **Public Policy Clinics.** Out of the funds appropriated above, \$250,000 in each year of the biennium shall be used for public policy clinics in the Department of Government. The clinics shall be focused on public policy issues salient to the State of Texas and to be offered as graduate-level seminars to help maximize the partnership with the Tomas Rivera Center, the Center for Migration and Border Studies and other academic institutions. These funds shall be used to pay research fellowships, surveys, and other expenses associated with the clinics.

**THE UNIVERSITY OF TEXAS AT DALLAS**

	For the Years Ending	
	August 31, 2000	August 31, 2001
1. Educational and General State Support	\$ 63,091,773	\$ 64,519,546
<b>Grand Total, THE UNIVERSITY OF TEXAS AT DALLAS</b>	<u><b>\$ 63,091,773</b></u>	<u><b>\$ 64,519,546</b></u>

<b>Method of Financing:</b>		
General Revenue Fund	\$ 44,763,655	\$ 46,011,603
<u>General Revenue Fund - Dedicated</u>		
Estimated Board Authorized Tuition Increases Account No. 704	2,302,331	2,102,336
Estimated Statutory Tuition Increases Account No. 708	466,043	932,086

**THE UNIVERSITY OF TEXAS AT DALLAS**  
(Continued)

Estimated Other Educational and General Income Account No. 770	<u>15,559,744</u>	<u>15,473,521</u>
Subtotal, General Revenue - Dedicated	<u>\$ 18,328,118</u>	<u>\$ 18,507,943</u>
<b>Total, Method of Financing</b>	<u><b>\$ 63,091,773</b></u>	<u><b>\$ 64,519,546</b></u>

<b>Number of Full-time Equivalent Positions (FTE) - Appropriated Funds</b>	1,044.0	1,044.0
<b>Number of Full-time Equivalent Positions (FTE) - Total</b>	1,502.5	1,507.0

1. **Informational Listing of Appropriated Funds.** The appropriations made above for Educational and General State Support are subject to the special and general provisions of this Act and include the following amounts for the purposes indicated.

**A. Goal: INSTRUCTION/OPERATIONS**

Provide Instructional and Operations Support

**Outcome (Results/Impact):**

Percent of First-time, Full-time, Degree-seeking Freshmen Who Earn a Baccalaureate Degree Within Six Academic Years	48%	48%
Retention Rate of First-time, Full-time, Degree-seeking Freshmen Students After One Academic Year	75%	75%
Dollar Value of External or Sponsored Research Funds (in millions)	12	12.6
Percent of Lower Division Courses Taught by Tenured Faculty	47%	47%
Percent of Baccalaureate Graduates Who Are First Generation College Graduates	33%	33%
Administrative Cost As a Percent of Total Expenditures	10.4%	10.4%

<b>A.1.1. Strategy: OPERATIONS SUPPORT</b>	\$ 41,322,605	\$ 41,547,677
<b>A.1.2. Strategy: TEACHING EXPERIENCE SUPPLEMENT</b>	\$ 324,781	\$ 326,550
<b>A.1.3. Strategy: GROWTH SUPPLEMENT</b>	\$ 540,032	\$ 542,973
<b>A.1.4. Strategy: STAFF GROUP INSURANCE PREMIUMS</b>	\$ 1,183,664	\$ 1,272,439
<b>A.1.5. Strategy: WORKERS' COMPENSATION INSURANCE</b>	\$ 213,142	\$ 213,142
<b>A.1.6. Strategy: UNEMPLOYMENT COMPENSATION INSURANCE</b>	\$ 3,935	\$ 3,935
<b>A.1.7. Strategy: TEXAS PUBLIC EDUCATION GRANTS</b>	\$ 1,298,888	\$ 1,339,225
<b>A.1.8. Strategy: INDIRECT COST RECOVERY Indirect Cost Recovery for Research Related Activities</b>	\$ 908,969	\$ 908,969
<b>A.1.9. Strategy: ORGANIZED ACTIVITIES</b>	\$ 3,412,378	\$ 3,412,378
<b>A.1.10. Strategy: FORMULA HOLD HARMLESS</b>	\$ 201,279	\$ 201,279
<b>A.1.11. Strategy: CAPITAL EQUITY &amp; EXCELLENCE FUNDING</b>	<u>\$ 3,715,052</u>	<u>\$ 3,715,052</u>
<b>Total, Goal A: INSTRUCTION/OPERATIONS</b>	<u><b>\$ 53,124,725</b></u>	<u><b>\$ 53,483,619</b></u>

**THE UNIVERSITY OF TEXAS AT DALLAS**  
(Continued)

**B. Goal: INFRASTRUCTURE SUPPORT**

Provide Infrastructure Support

<b>B.1.1. Strategy:</b> E & G SPACE SUPPORT Educational and General Space Support	\$ 6,658,347	\$ 6,694,613
<b>B.1.2. Strategy:</b> TUITION REVENUE BOND RETIREMENT	\$ 1,395,104	\$ 1,677,717
<b>B.1.3. Strategy:</b> SKILES ACT REVENUE BOND RETIREMENT	<u>\$ 85,210</u>	<u>\$ 85,210</u>
<b>Total, Goal B: INFRASTRUCTURE SUPPORT</b>	<u>\$ 8,138,661</u>	<u>\$ 8,457,540</u>

**C. Goal: SPECIAL ITEM SUPPORT**

Provide Special Item Support

<b>C.1.1. Strategy:</b> CENTER-APPLIED BIOLOGY Center for Applied Biology	\$ 250,000	\$ 1,000,000
<b>C.2.1. Strategy:</b> ACADEMIC BRIDGE PROGRAM Intensive Summer Academic Bridge Program	\$ 250,000	\$ 250,000
<b>C.3.1. Strategy:</b> INSTITUTIONAL ENHANCEMENT	<u>\$ 1,328,387</u>	<u>\$ 1,328,387</u>
<b>Total, Goal C: SPECIAL ITEM SUPPORT</b>	<u>\$ 1,828,387</u>	<u>\$ 2,578,387</u>

**Grand Total, THE UNIVERSITY OF TEXAS  
AT DALLAS**

\$ 63,091,773    \$ 64,519,546

**Method of Financing:**

General Revenue Fund	\$ 44,763,655	\$ 46,011,603
<u>General Revenue Fund - Dedicated</u>		
Estimated Board Authorized Tuition Increases Account No. 704	2,302,331	2,102,336
Estimated Statutory Tuition Increases Account No. 708	466,043	932,086
Estimated Other Educational and General Income Account No. 770	<u>15,559,744</u>	<u>15,473,521</u>
Subtotal, General Revenue - Dedicated	<u>\$ 18,328,118</u>	<u>\$ 18,507,943</u>
<b>Total, Method of Financing</b>	<u>\$ 63,091,773</u>	<u>\$ 64,519,546</u>

# THE UNIVERSITY OF TEXAS AT EL PASO

	For the Years Ending August 31, 2000	August 31, 2001
1. Educational and General State Support	<u>\$ 76,866,331</u>	<u>\$ 76,279,134</u>
<b>Grand Total, THE UNIVERSITY OF TEXAS AT EL PASO</b>	<u><u>\$ 76,866,331</u></u>	<u><u>\$ 76,279,134</u></u>

**Method of Financing:**

General Revenue Fund	\$ 58,482,210	\$ 57,251,312
----------------------	---------------	---------------

General Revenue Fund - Dedicated

Estimated Board Authorized Tuition Increases Account No. 704	280,000	280,000
Estimated Statutory Tuition Increases Account No. 708	1,216,977	2,433,954
Estimated Other Educational and General Income Account No. 770	<u>16,887,144</u>	<u>16,313,868</u>

Subtotal, General Revenue - Dedicated	<u>\$ 18,384,121</u>	<u>\$ 19,027,822</u>
---------------------------------------	----------------------	----------------------

<b>Total, Method of Financing</b>	<u><u>\$ 76,866,331</u></u>	<u><u>\$ 76,279,134</u></u>
-----------------------------------	-----------------------------	-----------------------------

Number of Full-time Equivalent Positions (FTE) - Appropriated Funds	1,419.0	1,419.0
---	---------	---------

Number of Full-time Equivalent Positions (FTE) - Total	2,373.5	2,388.5
--	---------	---------

1. **Informational Listing of Appropriated Funds.** The appropriations made above for Educational and General State Support are subject to the special and general provisions of this Act and include the following amounts for the purposes indicated.

**A. Goal: INSTRUCTION/OPERATIONS**

Provide Instructional and Operations Support

**Outcome (Results/Impact):**

State Licensure Pass Rate of Engineering Graduates	79%	80%
State Licensure Pass Rate of Nursing Graduates	92%	92%
State Pass Rate of Education EXCET Exam	83%	83%
Percent of First-time, Full-time, Degree-seeking Freshmen Who Earn a Baccalaureate Degree Within Six Academic Years	26%	26%
Retention Rate of First-time, Full-time, Degree-seeking Freshmen Students After One Academic Year	67%	68%
Dollar Value of External or Sponsored Research Funds (in millions)	14	14
Percent of Lower Division Courses Taught by Tenured Faculty	50%	50%
Percent of Baccalaureate Graduates Who Are First Generation College Graduates	59%	59%
Administrative Cost As a Percent of Total Expenditures	9.6%	9.6%

A.1.1. Strategy: OPERATIONS SUPPORT	\$ 40,196,374	\$ 41,125,952
-------------------------------------	---------------	---------------

A.1.2. Strategy: TEACHING EXPERIENCE SUPPLEMENT	\$ 947,974	\$ 969,897
---	------------	------------

A.1.3. Strategy: GROWTH SUPPLEMENT	\$ 432,766	\$ 442,774
------------------------------------	------------	------------



**THE UNIVERSITY OF TEXAS AT EL PASO**

(Continued)

<b>A.1.4. Strategy:</b> STAFF GROUP INSURANCE PREMIUMS	\$	1,326,166	\$	1,425,629
<b>A.1.5. Strategy:</b> WORKERS' COMPENSATION INSURANCE	\$	309,887	\$	309,887
<b>A.1.6. Strategy:</b> UNEMPLOYMENT COMPENSATION INSURANCE	\$	4,488	\$	4,488
<b>A.1.7. Strategy:</b> TEXAS PUBLIC EDUCATION GRANTS	\$	2,032,327	\$	2,127,236
<b>A.1.8. Strategy:</b> INDIRECT COST RECOVERY Indirect Cost Recovery for Research Related Activities	\$	2,058,827	\$	2,058,827
<b>A.1.9. Strategy:</b> CAPITAL EQUITY & EXCELLENCE FUNDING Capital Equity and Excellence Funding	\$	<u>3,753,781</u>	\$	<u>3,753,781</u>
<b>Total, Goal A:</b> INSTRUCTION/OPERATIONS	\$	<u>51,062,590</u>	\$	<u>52,218,471</u>
<b>B. Goal:</b> INFRASTRUCTURE SUPPORT				
Provide Infrastructure Support				
<b>B.1.1. Strategy:</b> E & G SPACE SUPPORT Educational and General Space Support	\$	11,046,806	\$	11,302,273
<b>B.1.2. Strategy:</b> TUITION REVENUE BOND RETIREMENT	\$	2,667,391	\$	2,668,846
<b>B.1.3. Strategy:</b> SKILES ACT REVENUE BOND RETIREMENT	\$	<u>121,193</u>	\$	<u>121,193</u>
<b>Total, Goal B:</b> INFRASTRUCTURE SUPPORT	\$	<u>13,835,390</u>	\$	<u>14,092,312</u>
<b>C. Goal:</b> SPECIAL ITEM SUPPORT				
Provide Special Item Support				
<b>C.1.1. Strategy:</b> BORDER STUDIES INSTITUTE Inter-American and Border Studies Institute	\$	98,567	\$	98,567
<b>C.1.2. Strategy:</b> ENVIRONMENTAL RESOURCE Center for Environmental Resource Management	\$	262,820	\$	262,820
<b>C.1.3. Strategy:</b> CENTER FOR LAW AND BORDER STUDIES	\$	500,000	\$	500,000
<b>C.2.1. Strategy:</b> EL PASO CENTENNIAL MUSEUM	\$	61,835	\$	61,835
<b>C.2.2. Strategy:</b> RURAL NURSING HEALTH CARE Rural Nursing Health Care Services	\$	72,145	\$	72,145
<b>C.2.3. Strategy:</b> MANUFACTURE/MATERIALS MANAGEMENT Institute for Manufacturing and Materials Management	\$	100,505	\$	100,505
<b>C.2.4. Strategy:</b> ECONOMIC/ENTERPRISE DEV Texas Centers for Economic and Enterprise Development	\$	961,618	\$	961,618
<b>C.2.5. Strategy:</b> ACADEMIC EXCELLENCE Collaborative for Academic Excellence	\$	131,410	\$	131,410
<b>C.2.6. Strategy:</b> BORDER COMMUNITY HEALTH Border Community Health Education Institute	\$	325,000	\$	325,000
<b>C.3.1. Strategy:</b> INSTITUTIONAL ENHANCEMENT	\$	7,454,451	\$	7,454,451

**THE UNIVERSITY OF TEXAS AT EL PASO**  
(Continued)

<b>C.3.2. Strategy:</b> KINESIOLOGY FACILITY AND EQUIPMENT	\$ 2,000,000	\$ U.B.
<b>Total, Goal C:</b> SPECIAL ITEM SUPPORT	<u>\$ 11,968,351</u>	<u>\$ 9,968,351</u>
<b>Grand Total,</b> THE UNIVERSITY OF TEXAS AT EL PASO	<u>\$ 76,866,331</u>	<u>\$ 76,279,134</u>
<b>Method of Financing:</b>		
General Revenue Fund	\$ 58,482,210	\$ 57,251,312
<u>General Revenue Fund - Dedicated</u>		
Estimated Board Authorized Tuition Increases Account No. 704	280,000	280,000
Estimated Statutory Tuition Increases Account No. 708	1,216,977	2,433,954
Estimated Other Educational and General Income Account No. 770	<u>16,887,144</u>	<u>16,313,868</u>
Subtotal, General Revenue - Dedicated	<u>\$ 18,384,121</u>	<u>\$ 19,027,822</u>
<b>Total, Method of Financing</b>	<u>\$ 76,866,331</u>	<u>\$ 76,279,134</u>

2. **Transfer of Consortium Funds.** Funds identified for the Texas Centers for Border Economic and Enterprise Development are to be distributed among the member institutions of the consortium by transfers from appropriations to The University of Texas at El Paso to The University of Texas-Pan American and Texas A&M International University. Such transfers are subject to the special and general provisions of this Act and are authorized as follows:

	<u>2000</u>	<u>2001</u>
Texas A&M International University: Institute for International Trade	\$ 221,171	\$ 221,171
The University of Texas - Pan American: Center for Entrepreneurship and Economic Development	\$ 366,858	\$ 366,858

**THE UNIVERSITY OF TEXAS - PAN AMERICAN**

	For the Years Ending	
	<u>August 31, 2000</u>	<u>August 31, 2001</u>
1. Educational and General State Support	<u>\$ 54,176,052</u>	<u>\$ 55,443,475</u>
<b>Grand Total,</b> THE UNIVERSITY OF TEXAS - PAN AMERICAN	<u>\$ 54,176,052</u>	<u>\$ 55,443,475</u>

**THE UNIVERSITY OF TEXAS - PAN AMERICAN**  
(Continued)

<b>Method of Financing:</b>		
General Revenue Fund	\$ 41,473,526	\$ 42,158,257
<b>General Revenue Fund - Dedicated</b>		
Estimated Board Authorized Tuition Increases Account No. 704	290,160	290,160
Estimated Statutory Tuition Increases Account No. 708	616,969	1,233,939
Estimated Other Educational and General Income Account No. 770	<u>11,795,397</u>	<u>11,761,119</u>
Subtotal, General Revenue - Dedicated	<u>\$ 12,702,526</u>	<u>\$ 13,285,218</u>
<b>Total, Method of Financing</b>	<u>\$ 54,176,052</u>	<u>\$ 55,443,475</u>
<b>Number of Full-time Equivalent Positions (FTE) - Appropriated Funds</b>	1,067.0	1,067.0
<b>Number of Full-time Equivalent Positions (FTE) - Total</b>	1,578.5	1,578.5

1. **Informational Listing of Appropriated Funds.** The appropriations made above for Educational and General State Support are subject to the special and general provisions of this Act and include the following amounts for the purposes indicated.

**A. Goal: INSTRUCTION/OPERATIONS**

Provide Instructional and Operations Support

**Outcome (Results/Impact):**

State Licensure Pass Rate of Nursing Graduates	90%	92%
State Pass Rate of Education EXCET Exam	77%	78%
Percent of First-time, Full-time, Degree-seeking Freshmen Who Earn a Baccalaureate Degree Within Six Academic Years	24%	25%
Retention Rate of First-time, Full-time, Degree-seeking Freshmen Students After One Academic Year	64%	67%
Dollar Value of External or Sponsored Research Funds (in millions)	2	2
Percent of Lower Division Courses Taught by Tenured Faculty	46%	47%
Percent of Baccalaureate Graduates Who Are First Generation College Graduates	60%	60%
Administrative Cost As a Percent of Total Expenditures	9.5%	9.5%

<b>A.1.1. Strategy: OPERATIONS SUPPORT</b>	\$ 31,665,676	\$ 32,157,701
<b>A.1.2. Strategy: TEACHING EXPERIENCE SUPPLEMENT</b>	\$ 799,435	\$ 811,857
<b>A.1.3. Strategy: GROWTH SUPPLEMENT</b>	\$ 390,634	\$ 396,704
<b>A.1.4. Strategy: STAFF GROUP INSURANCE PREMIUMS</b>	\$ 917,454	\$ 986,263
<b>A.1.5. Strategy: WORKERS' COMPENSATION INSURANCE</b>	\$ 171,413	\$ 171,413
<b>A.1.6. Strategy: TEXAS PUBLIC EDUCATION GRANTS</b>	\$ 1,822,781	\$ 1,912,505
<b>A.1.7. Strategy: INDIRECT COST RECOVERY Indirect Cost Recovery for Research Related Activities</b>	\$ 228,340	\$ 228,340

**THE UNIVERSITY OF TEXAS - PAN AMERICAN**  
(Continued)

<b>A.1.8. Strategy:</b> CAPITAL EQUITY & EXCELLENCE FUNDING	\$	635,846	\$	635,846
Capital Equity and Excellence Funding				
<b>Total, Goal A:</b> INSTRUCTION/OPERATIONS	\$	<u>36,631,579</u>	\$	<u>37,300,629</u>
<b>B. Goal:</b> INFRASTRUCTURE SUPPORT				
Provide Infrastructure Support				
<b>B.1.1. Strategy:</b> E & G SPACE SUPPORT	\$	6,851,100	\$	6,957,553
Educational and General Space Support				
<b>B.1.2. Strategy:</b> TUITION REVENUE BOND RETIREMENT	\$	3,037,514	\$	3,029,434
<b>B.1.3. Strategy:</b> SKILES ACT REVENUE BOND RETIREMENT	\$	<u>120,548</u>	\$	<u>120,548</u>
<b>Total, Goal B:</b> INFRASTRUCTURE SUPPORT	\$	<u>10,009,162</u>	\$	<u>10,107,535</u>
<b>C. Goal:</b> SPECIAL ITEM SUPPORT				
Provide Special Item Support				
<b>C.1.1. Strategy:</b> DISTANCE LEARNING LAW SCHOOL	\$	250,000	\$	250,000
<b>C.2.1. Strategy:</b> ECONOMIC DEVELOPMENT Center for Entrepreneurship and Economic Development	\$	140,278	\$	140,278
<b>C.2.2. Strategy:</b> CENTER FOR MANUFACTURING	\$	218,992	\$	218,992
<b>C.2.3. Strategy:</b> K-12 COLLABORATION U.T. System K-12 Collaboration Initiative	\$	175,739	\$	175,739
<b>C.2.4. Strategy:</b> TRADE & TECH/TELECOMM Provide Video Teleconferencing Capabilities to Local Small Businesses	\$	131,805	\$	131,805
<b>C.2.5. Strategy:</b> DIABETES REGISTRY	\$	252,443	\$	252,443
<b>C.3.1. Strategy:</b> INSTITUTIONAL ENHANCEMENT	\$	6,116,054	\$	6,116,054
<b>C.3.2. Strategy:</b> TRANSITION TO COLLEGE Successful Transition to College Project	\$	<u>250,000</u>	\$	<u>750,000</u>
<b>Total, Goal C:</b> SPECIAL ITEM SUPPORT	\$	<u>7,535,311</u>	\$	<u>8,035,311</u>
<b>Grand Total, THE UNIVERSITY OF TEXAS - PAN AMERICAN</b>	\$	<u>54,176,052</u>	\$	<u>55,443,475</u>

**THE UNIVERSITY OF TEXAS - PAN AMERICAN**  
(Continued)

**Method of Financing:**

General Revenue Fund	\$ 41,473,526	\$ 42,158,257
----------------------	---------------	---------------

General Revenue Fund - Dedicated

Estimated Board Authorized Tuition Increases Account No. 704	290,160	290,160
---	---------	---------

Estimated Statutory Tuition Increases Account No. 708	616,969	1,233,939
--	---------	-----------

Estimated Other Educational and General Income Account No. 770	<u>11,795,397</u>	<u>11,761,119</u>
---	-------------------	-------------------

Subtotal, General Revenue - Dedicated	<u>\$ 12,702,526</u>	<u>\$ 13,285,218</u>
---------------------------------------	----------------------	----------------------

<b>Total, Method of Financing</b>	<u>\$ 54,176,052</u>	<u>\$ 55,443,475</u>
-----------------------------------	----------------------	----------------------

# THE UNIVERSITY OF TEXAS AT BROWNSVILLE

	For the Years Ending August 31, 2000	August 31, 2001
1. Educational and General State Support	\$ 18,998,832	\$ 17,260,248
<b>Grand Total, THE UNIVERSITY OF TEXAS AT BROWNSVILLE</b>	<u>\$ 18,998,832</u>	<u>\$ 17,260,248</u>
<b>Method of Financing:</b>		
General Revenue Fund	\$ 17,137,831	\$ 15,326,104
<u>General Revenue Fund - Dedicated</u>		
Estimated Board Authorized Tuition Increases Account No. 704	36,400	36,400
Estimated Statutory Tuition Increases Account No. 708	81,491	162,982
Estimated Other Educational and General Income Account No. 770	<u>1,743,110</u>	<u>1,734,762</u>
Subtotal, General Revenue - Dedicated	<u>\$ 1,861,001</u>	<u>\$ 1,934,144</u>
<b>Total, Method of Financing</b>	<u>\$ 18,998,832</u>	<u>\$ 17,260,248</u>
<b>Number of Full-time Equivalent Positions (FTE) - Appropriated Funds</b>	294.0	294.0
<b>Number of Full-time Equivalent Positions (FTE) - Total</b>	338.0	338.0
1. <b>Informational Listing of Appropriated Funds.</b> The appropriations made above for Educational and General State Support are subject to the special and general provisions of this Act and include the following amounts for the purposes indicated.		
<b>A. Goal: INSTRUCTION/OPERATIONS</b>		
Provide Instructional and Operations Support		
<b>Outcome (Results/Impact):</b>		
State Pass Rate of Education EXCET Exam	85%	85%
Percent of First-time, Full-time, Degree-seeking Transfer Students Who Earn a Baccalaureate Degree within Four Academic Years (Upper-level Institutions Only)	74%	74%
Retention Rate of First-Time, Full-Time, Degree-Seeking Transfer Students after One Academic Year (Upper-Level Institutions Only)		
Percent of Baccalaureate Graduates Who are First Generation College Graduates	78%	79%
Administrative cost as a percent of total expenditures	13.5%	13.3%
<b>A.1.1. Strategy: OPERATIONS SUPPORT</b>	\$ 5,674,442	\$ 5,726,179
<b>A.1.2. Strategy: TEACHING EXPERIENCE SUPPLEMENT</b>	\$ 127,090	\$ 128,249
<b>A.1.3. Strategy: GROWTH SUPPLEMENT</b>	\$ 929,222	\$ 937,694
<b>A.1.4. Strategy: STAFF GROUP INSURANCE PREMIUMS</b>	\$ 73,635	\$ 79,157
<b>A.1.5. Strategy: WORKERS' COMPENSATION INSURANCE</b>	\$ 20,438	\$ 20,438

**THE UNIVERSITY OF TEXAS AT BROWNSVILLE**  
(Continued)

<b>A.1.6. Strategy:</b> TEXAS PUBLIC EDUCATION GRANTS	\$ 244,436	\$ 255,185
<b>A.1.7. Strategy:</b> INDIRECT COST RECOVERY Indirect Cost Recovery for Research Related Activities	\$ 73,000	\$ 73,000
<b>A.1.8. Strategy:</b> CAPITAL EQUITY & EXCELLENCE FUNDING Capital Equity and Excellence Funding	<u>\$ 109,880</u>	<u>\$ 109,880</u>
<b>Total, Goal A:</b> INSTRUCTION/OPERATIONS	<u>\$ 7,252,143</u>	<u>\$ 7,329,782</u>
<b>B. Goal:</b> INFRASTRUCTURE SUPPORT Provide Infrastructure Support		
<b>B.1.1. Strategy:</b> E & G SPACE SUPPORT Educational and General Space Support	\$ 2,207,103	\$ 2,227,227
<b>B.1.2. Strategy:</b> TUITION REVENUE BOND RETIREMENT	\$ 2,151,845	\$ 2,151,891
<b>B.1.3. Strategy:</b> LEASE OF FACILITIES	<u>\$ 1,471,997</u>	<u>\$ 1,635,604</u>
<b>Total, Goal B:</b> INFRASTRUCTURE SUPPORT	<u>\$ 5,830,945</u>	<u>\$ 6,014,722</u>
<b>C. Goal:</b> SPECIAL ITEM SUPPORT Provide Special Item Support		
<b>C.1.1. Strategy:</b> LIFE & HEALTH SCIENCE ED BUILDING Life and Health Science Education Building	\$ 2,000,000	\$ U.B.
<b>C.1.2. Strategy:</b> INSTITUTIONAL ENHANCEMENT	<u>\$ 3,915,744</u>	<u>\$ 3,915,744</u>
<b>Total, Goal C:</b> SPECIAL ITEM SUPPORT	<u>\$ 5,915,744</u>	<u>\$ 3,915,744</u>
<b>Grand Total, THE UNIVERSITY OF TEXAS AT BROWNSVILLE</b>	<u>\$ 18,998,832</u>	<u>\$ 17,260,248</u>
<b>Method of Financing:</b>		
General Revenue Fund	\$ 17,137,831	\$ 15,326,104
<u>General Revenue Fund - Dedicated</u>		
Estimated Board Authorized Tuition Increases Account No. 704	36,400	36,400
Estimated Statutory Tuition Increases Account No. 708	81,491	162,982
Estimated Other Educational and General Income Account No. 770	<u>1,743,110</u>	<u>1,734,762</u>
Subtotal, General Revenue - Dedicated	<u>\$ 1,861,001</u>	<u>\$ 1,934,144</u>
<b>Total, Method of Financing</b>	<u>\$ 18,998,832</u>	<u>\$ 17,260,248</u>

# THE UNIVERSITY OF TEXAS OF THE PERMIAN BASIN

	For the Years Ending	
	August 31, 2000	August 31, 2001
1. Educational and General State Support	\$ 15,980,790	\$ 16,299,426
<b>Grand Total, THE UNIVERSITY OF TEXAS OF THE PERMIAN BASIN</b>	<b>\$ 15,980,790</b>	<b>\$ 16,299,426</b>
 <b>Method of Financing:</b>		
General Revenue Fund	\$ 14,067,278	\$ 14,296,248
 <u>General Revenue Fund - Dedicated</u>		
Estimated Board Authorized Tuition Increases Account No. 704	108,954	108,954
Estimated Statutory Tuition Increases Account No. 708	98,360	196,720
Estimated Other Educational and General Income Account No. 770	1,706,198	1,697,504
Subtotal, General Revenue - Dedicated	\$ 1,913,512	\$ 2,003,178
<b>Total, Method of Financing</b>	<b>\$ 15,980,790</b>	<b>\$ 16,299,426</b>
 <b>Number of Full-time Equivalent Positions (FTE) - Appropriated Funds</b>		
	241.0	241.0
 <b>Number of Full-time Equivalent Positions (FTE) - Total</b>		
	285.5	286.5
 1. <b>Informational Listing of Appropriated Funds.</b> The appropriations made above for Educational and General State Support are subject to the special and general provisions of this Act and include the following amounts for the purposes indicated.		
 <b>A. Goal: INSTRUCTION/OPERATIONS</b>		
Provide Instructional and Operations Support		
<b>Outcome (Results/Impact):</b>		
State Pass Rate of Education EXCET Exam	90%	90%
Percent of First-time, Full-time, Degree-seeking Freshmen Who Earn a Baccalaureate Degree Within Six Academic Years	21%	22%
Retention Rate of First-time, Full-time, Degree-seeking Freshmen Students After One Academic Year	60%	62%
Percent of Lower Division Courses Taught by Tenured Faculty	50%	50%
Percent of Baccalaureate Graduates Who Are First Generation College Graduates	38.5%	38.5%
Administrative Cost As a Percent of Total Expenditures	11%	10.7%
<b>A.1.1. Strategy: OPERATIONS SUPPORT</b>	\$ 5,358,131	\$ 5,426,501
<b>A.1.2. Strategy: TEACHING EXPERIENCE SUPPLEMENT</b>	\$ 139,717	\$ 141,499
<b>A.1.3. Strategy: STAFF GROUP INSURANCE PREMIUMS</b>	\$ 83,914	\$ 90,207
<b>A.1.4. Strategy: WORKERS' COMPENSATION INSURANCE</b>	\$ 36,871	\$ 36,871



**THE UNIVERSITY OF TEXAS OF THE PERMIAN BASIN**  
(Continued)

<b>A.1.5. Strategy:</b> TEXAS PUBLIC EDUCATION GRANTS	\$ 282,438	\$ 296,127
<b>A.1.6. Strategy:</b> INDIRECT COST RECOVERY Indirect Cost Recovery for Research Related Activities	\$ 20,000	\$ 20,000
<b>A.1.7. Strategy:</b> FORMULA HOLD HARMLESS	\$ 1,109,964	\$ 1,109,964
<b>A.1.8. Strategy:</b> CAPITAL EQUITY & EXCELLENCE FUNDING Capital Equity and Excellence Funding	<u>\$ 475,909</u>	<u>\$ 475,909</u>
<b>Total, Goal A:</b> INSTRUCTION/OPERATIONS	<u>\$ 7,506,944</u>	<u>\$ 7,597,078</u>
<b>B. Goal:</b> INFRASTRUCTURE SUPPORT Provide Infrastructure Support		
<b>B.1.1. Strategy:</b> E & G SPACE SUPPORT Educational and General Space Support	\$ 2,210,669	\$ 2,238,876
<b>B.1.2. Strategy:</b> TUITION REVENUE BOND RETIREMENT	\$ 2,416,116	\$ 2,416,411
<b>B.1.3. Strategy:</b> SKILES ACT REVENUE BOND RETIREMENT	<u>\$ 28,000</u>	<u>\$ 28,000</u>
<b>Total, Goal B:</b> INFRASTRUCTURE SUPPORT	<u>\$ 4,654,785</u>	<u>\$ 4,683,287</u>
<b>C. Goal:</b> SPECIAL ITEM SUPPORT Provide Special Item Support		
<b>C.1.1. Strategy:</b> CENTER FOR ENERGY	\$ 329,511	\$ 329,511
<b>C.1.2. Strategy:</b> ODESSA METEOR CRATER	\$ 0	\$ 200,000
<b>C.1.3. Strategy:</b> PRESIDENTIAL MUSEUM	\$ 1,250,000	\$ 1,250,000
<b>C.2.1. Strategy:</b> LEADERSHIP INSTITUTE John Ben Shepperd Leadership Institute	\$ 878,697	\$ 878,697
<b>C.3.1. Strategy:</b> INSTITUTIONAL ENHANCEMENT	<u>\$ 1,360,853</u>	<u>\$ 1,360,853</u>
<b>Total, Goal C:</b> SPECIAL ITEM SUPPORT	<u>\$ 3,819,061</u>	<u>\$ 4,019,061</u>
<b>Grand Total, THE UNIVERSITY OF TEXAS OF THE PERMIAN BASIN</b>	<u>\$ 15,980,790</u>	<u>\$ 16,299,426</u>
<b>Method of Financing:</b>		
General Revenue Fund	\$ 14,067,278	\$ 14,296,248
<u>General Revenue Fund - Dedicated</u>		
Estimated Board Authorized Tuition Increases Account No. 704	108,954	108,954
Estimated Statutory Tuition Increases Account No. 708	98,360	196,720
Estimated Other Educational and General Income Account No. 770	<u>1,706,198</u>	<u>1,697,504</u>
Subtotal, General Revenue - Dedicated	<u>\$ 1,913,512</u>	<u>\$ 2,003,178</u>
<b>Total, Method of Financing</b>	<u>\$ 15,980,790</u>	<u>\$ 16,299,426</u>

**THE UNIVERSITY OF TEXAS OF THE PERMIAN BASIN**  
(Continued)

2. **Student Center.** Out of the funds appropriated to the University of Texas of the Permian Basin in this Act, \$200,000 in fiscal year 2001 may be expended to construct and renovate a student center.
3. **Presidential Museum.** Funds appropriated above for the Presidential Museum are for the purpose of constructing a building to house the Presidential Museum on a leased portion of the University of Texas of the Permian Basin campus. Funding for operations of the museum shall remain the responsibility of the Permian Basin Museum Board.

**THE UNIVERSITY OF TEXAS AT SAN ANTONIO**

	For the Years Ending August 31, 2000	August 31, 2001
1. Educational and General State Support	<u>\$ 82,680,663</u>	<u>\$ 80,837,426</u>
<b>Grand Total, THE UNIVERSITY OF TEXAS AT SAN ANTONIO</b>	<u>\$ 82,680,663</u>	<u>\$ 80,837,426</u>
 <b>Method of Financing:</b>		
General Revenue Fund	\$ 63,387,857	\$ 60,765,446
 <u>General Revenue Fund - Dedicated</u>		
Estimated Board Authorized Tuition Increases Account No. 704	1,123,380	1,123,380
Estimated Statutory Tuition Increases Account No. 708	959,261	1,918,522
Estimated Other Educational and General Income Account No. 770	<u>17,210,165</u>	<u>17,030,078</u>
Subtotal, General Revenue - Dedicated	<u>\$ 19,292,806</u>	<u>\$ 20,071,980</u>
<b>Total, Method of Financing</b>	<u>\$ 82,680,663</u>	<u>\$ 80,837,426</u>
 <b>Number of Full-time Equivalent Positions (FTE) - Appropriated Funds</b>		
	2,032.5	2,033.0
<b>Number of Full-time Equivalent Positions (FTE) - Total</b>	2,543.0	2,547.0

1. **Informational Listing of Appropriated Funds.** The appropriations made above for Educational and General State Support are subject to the special and general provisions of this Act and include the following amounts for the purposes indicated.

**A. Goal: INSTRUCTION/OPERATIONS**

Provide Instructional and Operations Support

**Outcome (Results/Impact):**

State Licensure Pass Rate of Engineering Graduates	65%	66%
State Pass Rate of Education EXCET Exam	94.7%	95.2%
Percent of First-time, Full-time, Degree-seeking Freshmen Who Earn a Baccalaureate Degree Within Six Academic Years	27%	28%

**THE UNIVERSITY OF TEXAS AT SAN ANTONIO**  
(Continued)

Retention Rate of First-time, Full-time, Degree-seeking Freshmen Students After One Academic Year	63%	64%
Dollar Value of External or Sponsored Research Funds (in millions)	6.6	7
Percent of Lower Division Courses Taught by Tenured Faculty	32.1%	33.8%
Percent of Baccalaureate Graduates Who Are First Generation College Graduates	55.7%	55.7%
Administrative Cost As a Percent of Total Expenditures	12%	12%
<b>A.1.1. Strategy:</b> OPERATIONS SUPPORT	\$ 43,936,981	\$ 44,702,731
<b>A.1.2. Strategy:</b> TEACHING EXPERIENCE SUPPLEMENT	\$ 761,153	\$ 774,419
<b>A.1.3. Strategy:</b> GROWTH SUPPLEMENT	\$ 1,406,422	\$ 1,430,934
<b>A.1.4. Strategy:</b> STAFF GROUP INSURANCE PREMIUMS	\$ 1,176,032	\$ 1,264,234
<b>A.1.5. Strategy:</b> WORKERS' COMPENSATION INSURANCE	\$ 212,090	\$ 212,090
<b>A.1.6. Strategy:</b> UNEMPLOYMENT COMPENSATION INSURANCE	\$ 388	\$ 388
<b>A.1.7. Strategy:</b> TEXAS PUBLIC EDUCATION GRANTS	\$ 2,494,491	\$ 2,602,028
<b>A.1.8. Strategy:</b> INDIRECT COST RECOVERY Indirect Cost Recovery for Research Related Activities	\$ 510,647	\$ 510,647
<b>A.1.9. Strategy:</b> CAPITAL EQUITY & EXCELLENCE FUNDING Capital Equity and Excellence Funding	<u>\$ 5,830,074</u>	<u>\$ 5,830,074</u>
<b>Total, Goal A:</b> INSTRUCTION/OPERATIONS	<u>\$ 56,328,278</u>	<u>\$ 57,327,545</u>
<b>B. Goal:</b> INFRASTRUCTURE SUPPORT Provide Infrastructure Support		
<b>B.1.1. Strategy:</b> E & G SPACE SUPPORT Educational and General Space Support	\$ 8,935,599	\$ 9,091,332
<b>B.1.2. Strategy:</b> TUITION REVENUE BOND RETIREMENT	\$ 6,306,472	\$ 6,308,235
<b>B.1.3. Strategy:</b> SKILES ACT REVENUE BOND RETIREMENT	<u>\$ 210,220</u>	<u>\$ 210,220</u>
<b>Total, Goal B:</b> INFRASTRUCTURE SUPPORT	<u>\$ 15,452,291</u>	<u>\$ 15,609,787</u>
<b>C. Goal:</b> SPECIAL ITEM SUPPORT Provide Special Item Support		
<b>C.1.1. Strategy:</b> TEXAS PRE-ENGINEERING PROGRAM	\$ 636,788	\$ 636,788
<b>C.2.1. Strategy:</b> SMALL BUSINESS CENTER Small Business Development Center	\$ 743,005	\$ 743,005
<b>C.2.2. Strategy:</b> TEXAN CULTURES INSTITUTE Institute of Texan Cultures	\$ 2,232,144	\$ 2,232,144
<b>C.3.1. Strategy:</b> DOWNTOWN CAMPUS PHASE II	\$ 3,000,000	\$ U.B.

**THE UNIVERSITY OF TEXAS AT SAN ANTONIO**  
(Continued)

<b>C.3.2. Strategy:</b> INSTITUTIONAL ENHANCEMENT	\$ 4,288,157	\$ 4,288,157
<b>Total, Goal C:</b> SPECIAL ITEM SUPPORT	<u>\$ 10,900,094</u>	<u>\$ 7,900,094</u>
<b>Grand Total, THE UNIVERSITY OF TEXAS AT SAN ANTONIO</b>	<u>\$ 82,680,663</u>	<u>\$ 80,837,426</u>
 <b>Method of Financing:</b>		
General Revenue Fund	\$ 63,387,857	\$ 60,765,446
<u>General Revenue Fund - Dedicated</u>		
Estimated Board Authorized Tuition Increases Account No. 704	1,123,380	1,123,380
Estimated Statutory Tuition Increases Account No. 708	959,261	1,918,522
Estimated Other Educational and General Income Account No. 770	<u>17,210,165</u>	<u>17,030,078</u>
Subtotal, General Revenue - Dedicated	<u>\$ 19,292,806</u>	<u>\$ 20,071,980</u>
<b>Total, Method of Financing</b>	<u>\$ 82,680,663</u>	<u>\$ 80,837,426</u>

2. **Small Business Development Center.** Included in the appropriation above to The University of Texas at San Antonio is \$743,005 in each year of the biennium for the Small Business Development Center, or its equivalent due to special and general provisions of this Act, contingent upon certification by the Comptroller of Public Accounts that increased activity by the Small Business Development Center will generate at least \$1,486,010 for the biennium in additional revenue to the General Revenue Fund. It is the intent of the Legislature that state funds provided to the Small Business Development Center be used by the center to attract federal funds on a dollar-for-dollar basis.

**THE UNIVERSITY OF TEXAS AT TYLER**

	For the Years Ending	
	August 31, 2000	August 31, 2001
1. Educational and General State Support	<u>\$ 21,945,642</u>	<u>\$ 20,748,963</u>
<b>Grand Total, THE UNIVERSITY OF TEXAS AT TYLER</b>	<u>\$ 21,945,642</u>	<u>\$ 20,748,963</u>
 <b>Method of Financing:</b>		
General Revenue Fund	\$ 19,062,015	\$ 17,738,798

**THE UNIVERSITY OF TEXAS AT TYLER**  
(Continued)

General Revenue Fund - Dedicated

Estimated Statutory Tuition Increases Account No. 708	135,431	270,862
Estimated Other Educational and General Income Account No. 770	<u>2,748,196</u>	<u>2,739,303</u>

Subtotal, General Revenue - Dedicated	\$ <u>2,883,627</u>	\$ <u>3,010,165</u>
---------------------------------------	---------------------	---------------------

<b>Total, Method of Financing</b>	\$ <u>21,945,642</u>	\$ <u>20,748,963</u>
-----------------------------------	----------------------	----------------------

<b>Number of Full-time Equivalent Positions (FTE) - Appropriated Funds</b>	345.5	345.5
--	-------	-------

<b>Number of Full-time Equivalent Positions (FTE) - Total</b>	374.5	375.5
---	-------	-------

1. **Informational Listing of Appropriated Funds.** The appropriations made above for Educational and General State Support are subject to the special and general provisions of this Act and include the following amounts for the purposes indicated.

**A. Goal: INSTRUCTION/OPERATIONS**

Provide Instructional and Operations Support

**Outcome (Results/Impact):**

State Licensure Pass Rate of Nursing Graduates	98%	98%
State Pass Rate of Education EXCET Exam	90%	90%
Retention Rate of First-time, Full-time, Degree-seeking Freshmen Students After One Academic Year	63%	64%
Percent of Lower Division Courses Taught by Tenured Faculty	90%	90%
Percent of First-time, Full-time, Degree-seeking Transfer Students Who Earn a Baccalaureate Degree within Four Academic Years (Upper-level Institutions Only)	66%	66%
Percent of Baccalaureate Graduates Who are First Generation College Graduates	40%	40%
Administrative Cost As a Percent of Total Expenditures	13%	13%

<b>A.1.1. Strategy: OPERATIONS SUPPORT</b>	\$ 11,045,057	\$ 11,150,589
<b>A.1.2. Strategy: TEACHING EXPERIENCE SUPPLEMENT</b>	\$ 241,501	\$ 243,808
<b>A.1.3. Strategy: GROWTH SUPPLEMENT</b>	\$ 92,726	\$ 93,612
<b>A.1.4. Strategy: STAFF GROUP INSURANCE PREMIUMS</b>	\$ 163,969	\$ 176,267
<b>A.1.5. Strategy: WORKERS' COMPENSATION INSURANCE</b>	\$ 68,574	\$ 68,574
<b>A.1.6. Strategy: TEXAS PUBLIC EDUCATION GRANTS</b>	\$ 463,488	\$ 484,988
<b>A.1.7. Strategy: INDIRECT COST RECOVERY</b>	\$ 74,667	\$ 74,667
Indirect Cost Recovery for Research Related Activities		
<b>A.1.8. Strategy: CAPITAL EQUITY &amp; EXCELLENCE FUNDING</b>	<u>\$ 967,373</u>	<u>\$ 967,373</u>
Capital Equity and Excellence Funding		
<b>Total, Goal A: INSTRUCTION/OPERATIONS</b>	<u>\$ 13,117,355</u>	<u>\$ 13,259,878</u>

**B. Goal: INFRASTRUCTURE SUPPORT**

Provide Infrastructure Support

<b>B.1.1. Strategy: E &amp; G SPACE SUPPORT</b>	\$ 2,795,117	\$ 2,821,823
Educational and General Space Support		

**THE UNIVERSITY OF TEXAS AT TYLER**  
(Continued)

<b>B.1.2. Strategy:</b> TUITION REVENUE BOND RETIREMENT	\$ 974,109	\$ 974,236
<b>B.1.3. Strategy:</b> SKILES ACT REVENUE BOND RETIREMENT	<u>\$ 46,000</u>	<u>\$ 46,000</u>
<b>Total, Goal B: INFRASTRUCTURE SUPPORT</b>	<u>\$ 3,815,226</u>	<u>\$ 3,842,059</u>
<b>C. Goal: SPECIAL ITEM SUPPORT</b>		
Provide Special Item Support		
<b>C.1.1. Strategy:</b> 4-YR START UP OPERATIONS 4-Year Start Up Operations	\$ 530,000	\$ 625,000
<b>C.1.2. Strategy:</b> LONGVIEW CAMPUS	\$ 1,691,250	\$ 1,064,000
<b>C.2.1. Strategy:</b> INSTITUTIONAL ENHANCEMENT	<u>\$ 2,791,811</u>	<u>\$ 1,958,026</u>
<b>Total, Goal C: SPECIAL ITEM SUPPORT</b>	<u>\$ 5,013,061</u>	<u>\$ 3,647,026</u>
<b>Grand Total, THE UNIVERSITY OF TEXAS AT TYLER</b>	<u>\$ 21,945,642</u>	<u>\$ 20,748,963</u>
<b>Method of Financing:</b>		
General Revenue Fund	\$ 19,062,015	\$ 17,738,798
<u>General Revenue Fund - Dedicated</u>		
Estimated Statutory Tuition Increases Account No. 708	135,431	270,862
Estimated Other Educational and General Income Account No. 770	<u>2,748,196</u>	<u>2,739,303</u>
Subtotal, General Revenue - Dedicated	<u>\$ 2,883,627</u>	<u>\$ 3,010,165</u>
<b>Total, Method of Financing</b>	<u>\$ 21,945,642</u>	<u>\$ 20,748,963</u>

**TEXAS A&M UNIVERSITY SYSTEM ADMINISTRATIVE AND GENERAL OFFICES**

	For the Years Ending	
	August 31, 2000	August 31, 2001
<b>Out of the General Revenue Fund:</b>		
1. Educational and General State Support	<u>\$ 3,204,583</u>	<u>\$ 2,103,950</u>
<b>Grand Total, TEXAS A&amp;M UNIVERSITY SYSTEM ADMINISTRATIVE AND GENERAL OFFICES</b>	<u>\$ 3,204,583</u>	<u>\$ 2,103,950</u>
<b>Number of Full-time Equivalent Positions (FTE) - Appropriated Funds</b>	70.5	70.5

**TEXAS A&M UNIVERSITY SYSTEM ADMINISTRATIVE AND GENERAL OFFICES**  
(Continued)

**Number of Full-time Equivalent Positions (FTE) - Total** 254.5 254.5

1. **Informational Listing of Appropriated Funds.** The appropriations made above for Educational and General State Support are subject to the special and general provisions of this Act and include the following amounts for the purposes indicated.

**Out of the General Revenue Fund:**

<b>A. Goal: INSTRUCTION/OPERATIONS</b>		
<b>A.1.1. Strategy: SYSTEM OFFICE OPERATIONS</b>	\$ 604,583	\$ 603,950
<b>B. Goal: SPECIAL ITEM SUPPORT</b>		
<b>B.1.1. Strategy: SCHOLARSHIPS</b>	\$ 2,500,000	\$ U.B.
<b>B.1.2. Strategy: PALO ALTO UNIVERSITY SYSTEM CENTER</b>	<u>\$ 100,000</u>	<u>\$ 1,500,000</u>
<b>Total, Goal B: SPECIAL ITEM SUPPORT</b>	<u>\$ 2,600,000</u>	<u>\$ 1,500,000</u>
<b>Grand Total, TEXAS A&amp;M UNIVERSITY SYSTEM ADMINISTRATIVE AND GENERAL OFFICES</b>		
	<u>\$ 3,204,583</u>	<u>\$ 2,103,950</u>

2. **Mineral Fund Appropriated.** There is hereby appropriated to the Board of Regents of the Texas A&M University System the funds in the Texas A&M University System Special Mineral Fund to be invested by said board in accordance with V.T.C.A., Education Code, Section 85.70, and the income from said Fund is hereby appropriated to the Board of Regents of the Texas A&M University System to be disbursed for the purposes provided for and in accordance with the provisions of the above citation. Mineral Funds estimated to be \$2,072,578 in 2000 and \$2,072,577 in 2001.
3. **Appropriation, Governing Board.** Out of the funds appropriated herein, an amount not to exceed \$325,000 in each year of the biennium shall be for all expenses associated with the governing board's duties including, but not limited to: travel, entertainment, lodging, and expenses of state employees who provide services for the governing board.
- A separate record of the board's expenditures shall be kept and retained in the same manner as the fiscal records of the institution(s) the board governs. No funds may be used for the governing board's expenses except for the specific amounts designated above. Funds appropriated for the governing board's expenses may be used for any other purpose covered by this Act.
4. **University Center at Palo Alto.** Subject to the approval of the Texas Higher Education Coordinating Board for Texas A&M University System to operate the University Center at Palo Alto, \$100,000 in fiscal year 2000 and \$1,500,000 in fiscal year 2001 from the General Revenue Fund may be used to operate the University Center at Palo Alto.

# TEXAS A&M UNIVERSITY

	For the Years Ending	
	August 31, 2000	August 31, 2001
1. Educational and General State Support	\$ 261,946,777	\$ 265,572,307
<b>Grand Total, TEXAS A&amp;M UNIVERSITY</b>	<b>\$ 261,946,777</b>	<b>\$ 265,572,307</b>

**Method of Financing:**

General Revenue Fund	\$ 188,235,044	\$ 189,656,430
----------------------	----------------	----------------

General Revenue Fund - Dedicated

Estimated Board Authorized Tuition Increases Account No. 704	4,549,641	4,651,880
Estimated Statutory Tuition Increases Account No. 708	2,836,877	5,673,757
Estimated Other Educational and General Income Account No. 770	64,212,215	63,477,240

Subtotal, General Revenue Fund - Dedicated	\$ 71,598,733	\$ 73,802,877
--	---------------	---------------

Real Estate Fee Trust Account No. 969, estimated	2,113,000	2,113,000
--	-----------	-----------

<b>Total, Method of Financing</b>	<b>\$ 261,946,777</b>	<b>\$ 265,572,307</b>
-----------------------------------	-----------------------	-----------------------

Number of Full-time Equivalent Positions (FTE) - Appropriated Funds	6,170.0	6,170.0
---	---------	---------

Number of Full-time Equivalent Positions (FTE) - Total	9,624.0	9,674.0
--	---------	---------

1. **Informational Listing of Appropriated Funds.** The appropriations made above for Educational and General State Support are subject to the special and general provisions of this Act and include the following amounts for the purposes indicated.

**A. Goal: INSTRUCTION/OPERATIONS**

Provide Instructional and Operations Support

**Outcome (Results/Impact):**

State Licensure Pass Rate of Engineering Graduates	92%	92%
State Pass Rate of Education EXCET Exam	94%	94%
Percent of First-time, Full-time, Degree-seeking Freshmen Who Earn a Baccalaureate Degree Within Six Academic Years	70%	70%
Retention Rate of First-time, Full-time, Degree-seeking Freshmen Students After One Academic Year	88%	88%
Dollar Value of External or Sponsored Research Funds (in millions)	82.4	82.4
Percent of Lower Division Courses Taught by Tenured Faculty	30%	35%
State Licensure Examination Pass Rate of Veterinary Medicine Graduates	99%	99%
Percent of Baccalaureate Graduates Who Are First Generation College Graduates	57%	57%
Administrative Cost As a Percent of Total Expenditures	3.3%	3.3%

<b>A.1.1. Strategy: OPERATIONS SUPPORT</b>	\$ 168,158,379	\$ 170,553,560
--	----------------	----------------



**TEXAS A&M UNIVERSITY**  
(Continued)

<b>A.1.2. Strategy:</b> TEACHING EXPERIENCE SUPPLEMENT	\$ 2,715,720	\$ 2,754,401
<b>A.1.3. Strategy:</b> GROWTH SUPPLEMENT	\$ 183,061	\$ 185,669
<b>A.1.4. Strategy:</b> STAFF GROUP INSURANCE PREMIUMS	\$ 4,665,141	\$ 5,015,027
<b>A.1.5. Strategy:</b> WORKERS' COMPENSATION INSURANCE	\$ 2,315,221	\$ 2,315,221
<b>A.1.6. Strategy:</b> TEXAS PUBLIC EDUCATION GRANTS	\$ 6,460,623	\$ 6,692,069
<b>A.1.7. Strategy:</b> INDIRECT COST RECOVERY Indirect Cost Recovery for Research Related Activities	\$ 3,571,000	\$ 3,571,000
<b>A.1.8. Strategy:</b> FORMULA HOLD HARMLESS	<u>\$ 1,769,642</u>	<u>\$ 1,769,420</u>
<b>Total, Goal A:</b> INSTRUCTION/OPERATIONS	<u>\$ 189,838,787</u>	<u>\$ 192,856,367</u>
 <b>B. Goal:</b> INFRASTRUCTURE SUPPORT Provide Infrastructure Support		
<b>B.1.1. Strategy:</b> E & G SPACE SUPPORT Educational and General Space Support	\$ 35,289,970	\$ 35,792,840
<b>B.1.2. Strategy:</b> TUITION REVENUE BOND RETIREMENT	\$ 1,178,988	\$ 1,647,379
<b>B.1.3. Strategy:</b> SKILES ACT REVENUE BOND RETIREMENT	<u>\$ 438,123</u>	<u>\$ 438,123</u>
<b>Total, Goal B:</b> INFRASTRUCTURE SUPPORT	<u>\$ 36,907,081</u>	<u>\$ 37,878,342</u>
 <b>C. Goal:</b> SPECIAL ITEM SUPPORT Provide Special Item Support		
<b>C.1.1. Strategy:</b> VETERINARY MEDICAL Veterinary Medical Education Program	\$ 27,171,777	\$ 27,159,945
<b>C.2.1. Strategy:</b> CYCLOTRON INSTITUTE	\$ 626,462	\$ 626,462
<b>C.2.2. Strategy:</b> SEA GRANT PROGRAM	\$ 411,060	\$ 411,060
<b>C.2.3. Strategy:</b> ENERGY RESOURCES PROGRAM	\$ 630,589	\$ 630,589
<b>C.2.4. Strategy:</b> PUBLIC POLICY RESOURCE LABORATORY	\$ 47,135	\$ 47,135
<b>C.2.5. Strategy:</b> REAL ESTATE RESEARCH CENTER Real Estate Research Center. Estimated.	\$ 2,113,000	\$ 2,113,000
<b>C.3.1. Strategy:</b> SCHOOL OF ARCHITECTURE	\$ 857,456	\$ 857,456
<b>C.4.1. Strategy:</b> INSTITUTIONAL ENHANCEMENT	<u>\$ 3,343,430</u>	<u>\$ 2,991,951</u>
<b>Total, Goal C:</b> SPECIAL ITEM SUPPORT	<u>\$ 35,200,909</u>	<u>\$ 34,837,598</u>
<b>Grand Total, TEXAS A&amp;M UNIVERSITY</b>	<u>\$ 261,946,777</u>	<u>\$ 265,572,307</u>
 <b>Method of Financing:</b>		
General Revenue Fund	\$ 188,235,044	\$ 189,656,430
 <u>General Revenue Fund - Dedicated</u>		
Estimated Board Authorized Tuition Increases Account No. 704	4,549,641	4,651,880

**TEXAS A&M UNIVERSITY**  
(Continued)

Estimated Statutory Tuition Increases Account No. 708	2,836,877	5,673,757
Estimated Other Educational and General Income Account No. 770	<u>64,212,215</u>	<u>63,477,240</u>
Subtotal, General Revenue Fund - Dedicated	<u>\$ 71,598,733</u>	<u>\$ 73,802,877</u>
Real Estate Fee Trust Account No. 969, estimated	<u>2,113,000</u>	<u>2,113,000</u>
<b>Total, Method of Financing</b>	<u><b>\$ 261,946,777</b></u>	<u><b>\$ 265,572,307</b></u>

2. **Real Estate Research Center.** Funds derived from the provisions of V.T.C.S., Article 6573a., Section 5.m., in support of the Real Estate Research Center at Texas A&M University, are appropriated above to said center for the purposes stipulated therein. No employee paid from funds appropriated by this Act shall be paid both a salary and compensatory per diem for concurrent service as a state employee and as a board or commission member.
3. **Bush School of Government.** Contingent upon Board of Regents approval of the proposal by Texas A&M University to structure the Bush School of Government and Public Service as a separate unit reporting to the Executive Vice President and Provost, Texas A&M University is hereby appropriated \$1,242,707 for fiscal year 2000 and \$1,242,707 for fiscal year 2001 for the Bush School of Government.
4. **Contingency Appropriation for Contract Settlement.** Contingent on a finding by a judge of the State Office of Administrative Hearings that Texas A&M University is liable for damages to DalMac Construction Company because of breach of a contract for the construction of a recreational sports building, Texas A&M University is authorized, from the funds appropriated above, to pay the liability to DalMac, an amount of not more than the lesser of : (1) \$3,000,000; or (2) the amount owed on the contract including any orders for additional work, less any amount owed for work not performed under the contract or in substantial compliance with the contract, and less any valid counterclaim or offset asserted by Texas A&M University. The amount paid by Texas A&M University to DalMac Construction Company may not include any amount attributable to consequential damages resulting from any breach of contract, punitive or exemplary damages, or attorney fees.

**TEXAS A&M UNIVERSITY AT GALVESTON**

	For the Years Ending	
	August 31, <u>2000</u>	August 31, <u>2001</u>
1. Educational and General State Support	<u>\$ 13,074,256</u>	<u>\$ 13,290,393</u>
<b>Grand Total, TEXAS A&amp;M UNIVERSITY AT GALVESTON</b>	<u><b>\$ 13,074,256</b></u>	<u><b>\$ 13,290,393</b></u>
<b>Method of Financing:</b>		
General Revenue Fund	\$ 10,038,349	\$ 10,201,059
Interagency Contracts - Transfer from Foundation School Fund No. 193	324,000	324,000

**TEXAS A&M UNIVERSITY AT GALVESTON**  
(Continued)

General Revenue Fund - Dedicated

Estimated Statutory Tuition Increases Account No. 708	51,860	103,720
Estimated Other Educational and General Income Account No. 770	2,660,047	2,661,614
<b>Subtotal, General Revenue - Dedicated</b>	<b>\$ 2,711,907</b>	<b>\$ 2,765,334</b>
<b>Total, Method of Financing</b>	<b>\$ 13,074,256</b>	<b>\$ 13,290,393</b>

<b>Number of Full-time Equivalent Positions (FTE) - Appropriated Funds</b>	229.5	229.5
<b>Number of Full-time Equivalent Positions (FTE) - Total</b>	357.5	359.5

1. **Informational Listing of Appropriated Funds.** The appropriations made above for Educational and General State Support are subject to the special and general provisions of this Act and include the following amounts for the purposes indicated.

**A. Goal: INSTRUCTION/OPERATIONS**

Provide Instructional and Operations Support

**Outcome (Results/Impact):**

Percent of First-time, Full-time, Degree-seeking Freshmen Who Earn a Baccalaureate Degree Within Six Academic Years	38%	38%
Retention Rate of First-time, Full-time, Degree-seeking Freshmen Students After One Academic Year	71%	71%
Dollar Value of External or Sponsored Research Funds (in millions)	3.2	3.4
Percent of Lower Division Courses Taught by Tenured Faculty	37%	37%
Percent of Baccalaureate Graduates Who Are First Generation College Graduates	40%	40%
Administrative Cost As a Percent of Total Expenditures	13%	13%

<b>A.1.1. Strategy: OPERATIONS SUPPORT</b>	\$ 3,390,842	\$ 3,423,001
<b>A.1.2. Strategy: TEACHING EXPERIENCE SUPPLEMENT</b>	\$ 82,319	\$ 83,100
<b>A.1.3. Strategy: GROWTH SUPPLEMENT</b>	\$ 15,936	\$ 16,087
<b>A.1.4. Strategy: STAFF GROUP INSURANCE PREMIUMS</b>	\$ 100,275	\$ 107,795
<b>A.1.5. Strategy: WORKERS' COMPENSATION INSURANCE</b>	\$ 95,655	\$ 95,655
<b>A.1.6. Strategy: UNEMPLOYMENT COMPENSATION INSURANCE</b>	\$ 828	\$ 828
<b>A.1.7. Strategy: TEXAS PUBLIC EDUCATION GRANTS</b>	\$ 200,126	\$ 205,058
<b>A.1.8. Strategy: INDIRECT COST RECOVERY</b> Indirect Cost Recovery for Research Related Activities	\$ 201,084	\$ 201,084
<b>A.1.9. Strategy: FORMULA HOLD HARMLESS</b>	\$ 122,256	\$ 122,256
<b>A.1.10. Strategy: CAPITAL EQUITY &amp; EXCELLENCE FUNDING</b>	\$ 451,967	\$ 451,967
Capital Equity and Excellence Funding		
<b>Total, Goal A: INSTRUCTION/OPERATIONS</b>	<b>\$ 4,661,288</b>	<b>\$ 4,706,831</b>

**TEXAS A&M UNIVERSITY AT GALVESTON**  
(Continued)

**B. Goal: INFRASTRUCTURE SUPPORT**

Provide Infrastructure Support

<b>B.1.1. Strategy: E &amp; G SPACE SUPPORT</b>	\$ 1,979,111	\$ 1,997,881
Educational and General Space Support		

**C. Goal: SPECIAL ITEM SUPPORT**

Provide Special Item Support

<b>C.1.1. Strategy: MARINE/MARITIME INSTRUCTION</b>	\$ 2,250,223	\$ 2,303,122
Marine and Maritime Instructional Enhancement		

<b>C.2.1. Strategy: COASTAL ZONE LABORATORY</b>	\$ 26,151	\$ 26,151
---	-----------	-----------

<b>C.2.2. Strategy: INSTITUTE OF OCEANOGRAPHY</b>	\$ 536,373	\$ 536,373
Texas Institute of Oceanography		

<b>C.3.1. Strategy: SEABORNE CONSERVATION CORPS</b>	\$ 1,080,000	\$ 1,220,000
---	--------------	--------------

<b>C.4.1. Strategy: DREDGING OF DOCK AREA</b>	\$ 41,075	\$ U.B.
---	-----------	---------

<b>C.4.2. Strategy: SHIP OPERATION &amp; MAINTENANCE</b>	\$ 1,030,971	\$ 1,030,971
--	--------------	--------------

<b>C.4.3. Strategy: MARINE TERMINAL OPERATION</b>	\$ 459,688	\$ 459,688
Marine Terminal Operations		

<b>C.4.4. Strategy: INSTITUTIONAL ENHANCEMENT</b>	\$ 1,009,376	\$ 1,009,376
---	--------------	--------------

<b>Total, Goal C: SPECIAL ITEM SUPPORT</b>	<u>\$ 6,433,857</u>	<u>\$ 6,585,681</u>
--	---------------------	---------------------

<b>Grand Total, TEXAS A&amp;M UNIVERSITY AT GALVESTON</b>	<u>\$ 13,074,256</u>	<u>\$ 13,290,393</u>
---	----------------------	----------------------

**Method of Financing:**

General Revenue Fund	\$ 10,038,349	\$ 10,201,059
----------------------	---------------	---------------

Interagency Contracts - Transfer from Foundation School Fund No. 193	324,000	324,000
--	---------	---------

General Revenue Fund - Dedicated

Estimated Statutory Tuition Increases Account No. 708	51,860	103,720
---	--------	---------

Estimated Other Educational and General Income Account No. 770	<u>2,660,047</u>	<u>2,661,614</u>
--	------------------	------------------

Subtotal, General Revenue - Dedicated	<u>\$ 2,711,907</u>	<u>\$ 2,765,334</u>
---------------------------------------	---------------------	---------------------

<b>Total, Method of Financing</b>	<u>\$ 13,074,256</u>	<u>\$ 13,290,393</u>
-----------------------------------	----------------------	----------------------

2. **Training Vessel.** No funds appropriated to Texas A&M University at Galveston may be expended for purchase of a training vessel.

3. **Seaborne Conservation Corps.** Out of funds appropriated above the Texas A&M University in Strategy C.3.1. Seaborne Conservation Corps, \$324,000 is estimated to be available from the Foundation School Program Fund for each year of the biennium. In the event that the Foundation School Program funds provided for the program are below the estimated amount in each year of the biennium, additional general revenue funds are hereby appropriated in an amount equal to the difference between the actual Foundation School Program funds received

**TEXAS A&M UNIVERSITY AT GALVESTON**

(Continued)

and \$324,000. In the event the available amount is greater than \$324,000 in each year, general revenue equal to the difference between the Foundation School Program funds and \$324,000 shall lapse to the unobligated portion of the General Revenue Fund.

**PRAIRIE VIEW A&M UNIVERSITY**

	For the Years Ending	
	August 31, 2000	August 31, 2001
1. Educational and General State Support	\$ 36,499,904	\$ 37,708,418
<b>Grand Total, PRAIRIE VIEW A&amp;M UNIVERSITY</b>	<b>\$ 36,499,904</b>	<b>\$ 37,708,418</b>
<b>Method of Financing:</b>		
General Revenue Fund	\$ 26,214,293	\$ 27,116,713
<u>General Revenue Fund - Dedicated</u>		
Estimated Board Authorized Tuition Increases Account No. 704	75,120	75,120
Estimated Statutory Tuition Increases Account No. 708	355,827	711,655
Estimated Other Educational and General Income Account No. 770	9,254,664	9,204,930
Center for Study and Prevention of Juvenile Crime and Delinquency Account No. 5029, estimated	<u>600,000</u>	<u>600,000</u>
Subtotal, General Revenue Fund - Dedicated	\$ 10,285,611	\$ 10,591,705
<b>Total, Method of Financing</b>	<b>\$ 36,499,904</b>	<b>\$ 37,708,418</b>
<b>Number of Full-time Equivalent Positions (FTE) - Appropriated Funds</b>	619.5	619.5
<b>Number of Full-time Equivalent Positions (FTE) - Total</b>	1,099.5	1,099.5

1. **Informational Listing of Appropriated Funds.** The appropriations made above for Educational and General State Support are subject to the special and general provisions of this Act and include the following amounts for the purposes indicated.

**A. Goal: INSTRUCTION/OPERATIONS**

Provide Instructional and Operations Support

**Outcome (Results/Impact):**

State Licensure Pass Rate of Engineering Graduates	60%	65%
State Licensure Pass Rate of Nursing Graduates	93%	93%
State Pass Rate of Education EXCET Exam	75%	75%
Percent of First-time, Full-time, Degree-seeking Freshmen Who Earn a Baccalaureate Degree Within Six Academic Years	30%	31%
Retention Rate of First-time, Full-time, Degree-seeking Freshmen Students After One Academic Year	65%	65%
Dollar Value of External or Sponsored Research Funds (in millions)	11	11

**PRAIRIE VIEW A&M UNIVERSITY**  
(Continued)

Percent of Lower Division Courses Taught by Tenured Faculty	47%	47%
Percent of Baccalaureate Graduates Who Are First Generation College Graduates	47.7%	47.7%
Administrative Cost As a Percent of Total Expenditures	10%	10%
<b>A.1.1. Strategy:</b> OPERATIONS SUPPORT	\$ 19,080,685	\$ 19,354,991
<b>A.1.2. Strategy:</b> TEACHING EXPERIENCE SUPPLEMENT	\$ 386,542	\$ 392,099
<b>A.1.3. Strategy:</b> GROWTH SUPPLEMENT	\$ 392,855	\$ 398,503
<b>A.1.4. Strategy:</b> STAFF GROUP INSURANCE PREMIUMS	\$ 706,669	\$ 759,669
<b>A.1.5. Strategy:</b> WORKERS' COMPENSATION INSURANCE	\$ 251,296	\$ 251,296
<b>A.1.6. Strategy:</b> UNEMPLOYMENT COMPENSATION INSURANCE	\$ 7,858	\$ 7,858
<b>A.1.7. Strategy:</b> TEXAS PUBLIC EDUCATION GRANTS	\$ 897,445	\$ 929,692
<b>A.1.8. Strategy:</b> INDIRECT COST RECOVERY Indirect Cost Recovery for Research Related Activities	\$ 642,506	\$ 642,506
<b>A.1.9. Strategy:</b> FORMULA HOLD HARMLESS	\$ 1,101,856	\$ 1,101,856
<b>A.1.10. Strategy:</b> CAPITAL EQUITY & EXCELLENCE FUNDING Capital Equity and Excellence Funding	<u>\$ 1,437,239</u>	<u>\$ 1,437,239</u>
<b>Total, Goal A:</b> INSTRUCTION/OPERATIONS	<u>\$ 24,904,951</u>	<u>\$ 25,275,709</u>
<b>B. Goal:</b> INFRASTRUCTURE SUPPORT Provide Infrastructure Support		
<b>B.1.1. Strategy:</b> E & G SPACE SUPPORT Educational and General Space Support	\$ 4,891,256	\$ 4,961,573
<b>B.1.2. Strategy:</b> TUITION REVENUE BOND RETIREMENT	<u>\$ 1,490,000</u>	<u>\$ 1,489,200</u>
<b>Total, Goal B:</b> INFRASTRUCTURE SUPPORT	<u>\$ 6,381,256</u>	<u>\$ 6,450,773</u>
<b>C. Goal:</b> SPECIAL ITEM SUPPORT Provide Special Item Support		
<b>C.1.1. Strategy:</b> STUDENT NURSE STIPENDS	\$ 192,444	\$ 192,444
<b>C.1.2. Strategy:</b> BANNEKER COLLEGE	\$ 100,000	\$ 100,000
<b>C.1.3. Strategy:</b> TEXAS MEDICAL CENTER LIBRARY Texas Medical Center Library Assessment	\$ 27,267	\$ 27,267
<b>C.2.1. Strategy:</b> EXTENSION AND PUBLIC SERVICE	\$ 1,536,480	\$ 2,304,720
<b>C.2.2. Strategy:</b> CENTER FOR JUVENILE CRIME Center for Juvenile Crime. Estimated.	\$ 600,000	\$ 600,000
<b>C.3.1. Strategy:</b> INSTITUTIONAL ENHANCEMENT	<u>\$ 2,757,506</u>	<u>\$ 2,757,505</u>
<b>Total, Goal C:</b> SPECIAL ITEM SUPPORT	<u>\$ 5,213,697</u>	<u>\$ 5,981,936</u>
<b>Grand Total, PRAIRIE VIEW A&amp;M UNIVERSITY</b>	<u>\$ 36,499,904</u>	<u>\$ 37,708,418</u>

**PRAIRIE VIEW A&M UNIVERSITY**  
(Continued)

<b>Method of Financing:</b>		
General Revenue Fund	\$ 26,214,293	\$ 27,116,713
<u>General Revenue Fund - Dedicated</u>		
Estimated Board Authorized Tuition Increases Account No. 704	75,120	75,120
Estimated Statutory Tuition Increases Account No. 708	355,827	711,655
Estimated Other Educational and General Income Account No. 770	9,254,664	9,204,930
Center for Study and Prevention of Juvenile Crime and Delinquency Account No. 5029, estimated	<u>600,000</u>	<u>600,000</u>
Subtotal, General Revenue Fund - Dedicated	<u>\$ 10,285,611</u>	<u>\$ 10,591,705</u>
<b>Total, Method of Financing</b>	<u><b>\$ 36,499,904</b></u>	<u><b>\$ 37,708,418</b></u>

**TARLETON STATE UNIVERSITY**

	For the Years Ending	
	August 31, <u>2000</u>	August 31, <u>2001</u>
1. Educational and General State Support	<u>\$ 32,131,394</u>	<u>\$ 33,082,018</u>
<b>Grand Total, TARLETON STATE UNIVERSITY</b>	<u><b>\$ 32,131,394</b></u>	<u><b>\$ 33,082,018</b></u>

<b>Method of Financing:</b>		
General Revenue Fund	\$ 24,883,204	\$ 25,513,990
<u>General Revenue Fund - Dedicated</u>		
Estimated Board Authorized Tuition Increases Account No. 704	140,000	140,000
Estimated Statutory Tuition Increases Account No. 708	367,009	734,018
Estimated Other Educational and General Income Account No. 770	<u>6,741,181</u>	<u>6,694,010</u>
Subtotal, General Revenue - Dedicated	<u>\$ 7,248,190</u>	<u>\$ 7,568,028</u>
<b>Total, Method of Financing</b>	<u><b>\$ 32,131,394</b></u>	<u><b>\$ 33,082,018</b></u>

<b>Number of Full-time Equivalent Positions (FTE) - Appropriated Funds</b>	599.5	599.5
<b>Number of Full-time Equivalent Positions (FTE) - Total</b>	889.0	889.0

1. **Informational Listing of Appropriated Funds.** The appropriations made above for Educational and General State Support are subject to the special and general provisions of this Act and include the following amounts for the purposes indicated.

**TARLETON STATE UNIVERSITY**  
(Continued)

**A. Goal: INSTRUCTION/OPERATIONS**

Provide Instructional and Operations Support

**Outcome (Results/Impact):**

State Licensure Pass Rate of Nursing Graduates	93%	95%
State Pass Rate of Education EXCET Exam	87%	87%
Percent of First-time, Full-time, Degree-seeking Freshmen Who Earn a Baccalaureate Degree Within Six Academic Years	32%	33%
Retention Rate of First-time, Full-time, Degree-seeking Freshmen Students After One Academic Year	64%	67%
Dollar Value of External or Sponsored Research Funds (in millions)	1.8	1.8
Percent of Lower Division Courses Taught by Tenured Faculty	47%	47%
Percent of Baccalaureate Graduates Who Are First Generation College Graduates	56.8%	56.8%
Administrative Cost As a Percent of Total Expenditures	10%	10%

<b>A.1.1. Strategy: OPERATIONS SUPPORT</b>	\$ 17,463,494	\$ 17,725,881
<b>A.1.2. Strategy: TEACHING EXPERIENCE SUPPLEMENT</b>	\$ 388,081	\$ 393,912
<b>A.1.3. Strategy: GROWTH SUPPLEMENT</b>	\$ 2,412,076	\$ 2,448,317
<b>A.1.4. Strategy: STAFF GROUP INSURANCE PREMIUMS</b>	\$ 480,351	\$ 516,377
<b>A.1.5. Strategy: WORKERS' COMPENSATION INSURANCE</b>	\$ 162,081	\$ 156,081
<b>A.1.6. Strategy: UNEMPLOYMENT COMPENSATION INSURANCE</b>	\$ 30,000	\$ 36,000
<b>A.1.7. Strategy: TEXAS PUBLIC EDUCATION GRANTS</b>	\$ 971,072	\$ 1,019,462
<b>A.1.8. Strategy: INDIRECT COST RECOVERY</b> Indirect Cost Recovery for Research Related Activities	\$ 86,962	\$ 86,962
<b>A.1.9. Strategy: ORGANIZED ACTIVITIES</b>	\$ 574,871	\$ 574,871
<b>A.1.10. Strategy: CAPITAL EQUITY &amp; EXCELLENCE FUNDING</b> Capital Equity and Excellence Funding	<u>\$ 1,115,601</u>	<u>\$ 1,115,601</u>
<b>Total, Goal A: INSTRUCTION/OPERATIONS</b>	<u>\$ 23,684,589</u>	<u>\$ 24,073,464</u>

**B. Goal: INFRASTRUCTURE SUPPORT**

Provide Infrastructure Support

<b>B.1.1. Strategy: E &amp; G SPACE SUPPORT</b> Educational and General Space Support	\$ 4,163,061	\$ 4,225,610
<b>B.1.2. Strategy: TUITION REVENUE BOND RETIREMENT</b>	<u>\$ 1,490,000</u>	<u>\$ 1,489,200</u>
<b>Total, Goal B: INFRASTRUCTURE SUPPORT</b>	<u>\$ 5,653,061</u>	<u>\$ 5,714,810</u>

**C. Goal: SPECIAL ITEM SUPPORT**

Provide Special Item Support

<b>C.1.1. Strategy: CENTRAL TEXAS CENTER</b> University System Center - Central Texas	\$ 25,000	\$ 25,000
<b>C.2.1. Strategy: ENVIRONMENTAL RESEARCH</b> Institute for Applied Environmental Research	\$ 1,500,000	\$ 1,500,000



**TARLETON STATE UNIVERSITY**

(Continued)

<b>C.2.2. Strategy:</b> AGRICULTURE CENTER Tarleton Agriculture Center	\$	0	\$	500,000
<b>C.3.1. Strategy:</b> INSTITUTIONAL ENHANCEMENT	\$	<u>1,268,744</u>	\$	<u>1,268,744</u>
<b>Total, Goal C:</b> SPECIAL ITEM SUPPORT	\$	<u>2,793,744</u>	\$	<u>3,293,744</u>
<b>Grand Total, TARLETON STATE UNIVERSITY</b>	\$	<u><u>32,131,394</u></u>	\$	<u><u>33,082,018</u></u>

**Method of Financing:**

General Revenue Fund	\$	24,883,204	\$	25,513,990
----------------------	----	------------	----	------------

General Revenue Fund - Dedicated

Estimated Board Authorized Tuition Increases Account No. 704	140,000	140,000
Estimated Statutory Tuition Increases Account No. 708	367,009	734,018
Estimated Other Educational and General Income Account No. 770	<u>6,741,181</u>	<u>6,694,010</u>

Subtotal, General Revenue - Dedicated	\$	<u>7,248,190</u>	\$	<u>7,568,028</u>
---------------------------------------	----	------------------	----	------------------

<b>Total, Method of Financing</b>	\$	<u><u>32,131,394</u></u>	\$	<u><u>33,082,018</u></u>
-----------------------------------	----	--------------------------	----	--------------------------

2. **Bosque River Monitoring Project.** The Institute for Applied Environmental Research shall conduct water quality monitoring for the Bosque River. The institute shall coordinate the collection and reporting of data to conform with Texas Natural Resource Conservation Commission protocols. The institute shall report on the water quality in the Bosque River by July 1 and February 1 of each year to the commission. It is legislative intent that the water quality monitoring efforts of the Institute for Applied Environmental Research, Texas Natural Resource Conservation Commission, and other appropriate agencies and entities be cooperative and non-duplicative.
  
3. **University System Center - Central Texas.** Out of funds available, Tarleton State University shall spend at least \$5,100,000 in 2000 and \$5,100,000 in 2001 to establish, operate and maintain the University System Center - Central Texas.

**TEXAS A&M UNIVERSITY - CORPUS CHRISTI**

	For the Years Ending	
	August 31, 2000	August 31, 2001
1. Educational and General State Support	\$ <u>40,808,520</u>	\$ <u>42,586,759</u>
<b>Grand Total, TEXAS A&amp;M UNIVERSITY - CORPUS CHRISTI</b>	\$ <u><u>40,808,520</u></u>	\$ <u><u>42,586,759</u></u>

**TEXAS A&M UNIVERSITY - CORPUS CHRISTI**  
(Continued)

**Method of Financing:**

General Revenue Fund	\$ 34,212,891	\$ 35,693,705
<u>General Revenue Fund - Dedicated</u>		
Estimated Statutory Tuition Increases Account No. 708	405,103	810,207
Estimated Other Educational and General Income Account No. 770	<u>6,190,526</u>	<u>6,082,847</u>
Subtotal, General Revenue - Dedicated	<u>\$ 6,595,629</u>	<u>\$ 6,893,054</u>
<b>Total, Method of Financing</b>	<u><b>\$ 40,808,520</b></u>	<u><b>\$ 42,586,759</b></u>
<b>Number of Full-time Equivalent Positions (FTE) - Appropriated Funds</b>	665.0	665.0
<b>Number of Full-time Equivalent Positions (FTE) - Total</b>	935.5	935.5

1. **Informational Listing of Appropriated Funds.** The appropriations made above for Educational and General State Support are subject to the special and general provisions of this Act and include the following amounts for the purposes indicated.

**A. Goal: INSTRUCTION/OPERATIONS**

Provide Instructional and Operations Support

**Outcome (Results/Impact):**

State Licensure Pass Rate of Nursing Graduates	92%	92%
State Pass Rate of Education EXCET Exam	85%	86%
Percent of First-time, Full-time, Degree-seeking Freshmen Who Earn a Baccalaureate Degree Within Six Academic Years		38%
Retention Rate of First-time, Full-time, Degree-seeking Freshmen Students After One Academic Year	79%	79.5%
Dollar Value of External or Sponsored Research Funds (in millions)	2.81	2.95
Percent of Lower Division Courses Taught by Tenured Faculty	50%	50%
Percent of Baccalaureate Graduates Who Are First Generation College Graduates	30.7%	30.7%
Administrative Cost As a Percent of Total Expenditures	15%	13%

<b>A.1.1. Strategy: OPERATIONS SUPPORT</b>	\$ 18,746,951	\$ 19,067,062
<b>A.1.2. Strategy: TEACHING EXPERIENCE SUPPLEMENT</b>	\$ 477,218	\$ 485,366
<b>A.1.3. Strategy: GROWTH SUPPLEMENT</b>	\$ 846,759	\$ 861,217
<b>A.1.4. Strategy: STAFF GROUP INSURANCE PREMIUMS</b>	\$ 263,498	\$ 283,260
<b>A.1.5. Strategy: WORKERS' COMPENSATION INSURANCE</b>	\$ 119,114	\$ 119,114
<b>A.1.6. Strategy: UNEMPLOYMENT COMPENSATION INSURANCE</b>	\$ 11,617	\$ 11,617
<b>A.1.7. Strategy: TEXAS PUBLIC EDUCATION GRANTS</b>	\$ 803,691	\$ 842,872
<b>A.1.8. Strategy: INDIRECT COST RECOVERY Indirect Cost Recovery for Research Related Activities</b>	\$ 149,050	\$ 149,050

**TEXAS A&M UNIVERSITY - CORPUS CHRISTI**  
(Continued)

<b>A.1.9. Strategy:</b> CAPITAL EQUITY & EXCELLENCE FUNDING	\$ 385,534	\$ 385,534
Capital Equity and Excellence Funding		
<b>Total, Goal A:</b> INSTRUCTION/OPERATIONS	<u>\$ 21,803,432</u>	<u>\$ 22,205,092</u>
<b>B. Goal:</b> INFRASTRUCTURE SUPPORT		
Provide Infrastructure Support		
<b>B.1.1. Strategy:</b> E & G SPACE SUPPORT	\$ 3,653,604	\$ 3,715,990
Educational and General Space Support		
<b>B.1.2. Strategy:</b> TUITION REVENUE BOND RETIREMENT	\$ 7,284,326	\$ 8,658,519
<b>B.1.3. Strategy:</b> SKILES ACT REVENUE BOND RETIREMENT	<u>\$ 60,000</u>	<u>\$ 0</u>
<b>Total, Goal B:</b> INFRASTRUCTURE SUPPORT	<u>\$ 10,997,930</u>	<u>\$ 12,374,509</u>
<b>C. Goal:</b> SPECIAL ITEM SUPPORT		
Provide Special Item Support		
<b>C.1.1. Strategy:</b> SCHOOL NURSING PROGRAM	\$ 350,000	\$ 350,000
School Nursing Program for Early Childhood Development Center		
<b>C.1.2. Strategy:</b> ENVIRONMENTAL CENTER	\$ 200,000	\$ 200,000
Environmental Learning Center		
<b>C.2.1. Strategy:</b> COASTAL STUDIES	\$ 203,964	\$ 203,964
Center for Coastal Studies		
<b>C.3.1. Strategy:</b> WATER RESOURCES CENTER	\$ 75,245	\$ 75,245
<b>C.3.2. Strategy:</b> ART MUSEUM	\$ 358,522	\$ 358,522
<b>C.4.1. Strategy:</b> INSTITUTIONAL ENHANCEMENT	<u>\$ 6,819,427</u>	<u>\$ 6,819,427</u>
<b>Total, Goal C:</b> SPECIAL ITEM SUPPORT	<u>\$ 8,007,158</u>	<u>\$ 8,007,158</u>
<b>Grand Total, TEXAS A&amp;M UNIVERSITY - CORPUS CHRISTI</b>	<u><u>\$ 40,808,520</u></u>	<u><u>\$ 42,586,759</u></u>
 <b>Method of Financing:</b>		
General Revenue Fund	\$ 34,212,891	\$ 35,693,705
<u>General Revenue Fund - Dedicated</u>		
Estimated Statutory Tuition Increases Account No. 708	405,103	810,207
Estimated Other Educational and General Income Account No. 770	<u>6,190,526</u>	<u>6,082,847</u>
Subtotal, General Revenue - Dedicated	<u>\$ 6,595,629</u>	<u>\$ 6,893,054</u>
<b>Total, Method of Financing</b>	<u><u>\$ 40,808,520</u></u>	<u><u>\$ 42,586,759</u></u>

2. **Art Museum Contingency.** Out of the funds appropriated above, \$263,609 in each year of the biennium for the Art Museum are contingent upon the Art Museum receiving at least \$527,218 each year from local gifts, grants, and donations for the purposes of the operations of the Art Museum. In the event that gifts, grants, or donations for each fiscal year total less than

**TEXAS A&M UNIVERSITY - CORPUS CHRISTI**  
(Continued)

\$527,218, the appropriation in each fiscal year is reduced to an amount equal to one-half of the total gifts, grants, and donations received in that fiscal year.

**TEXAS A&M UNIVERSITY - KINGSVILLE**

	For the Years Ending	
	August 31, 2000	August 31, 2001
1. Educational and General State Support	\$ 36,438,708	\$ 35,954,911
<b>Grand Total, TEXAS A&amp;M UNIVERSITY - KINGSVILLE</b>	<b>\$ 36,438,708</b>	<b>\$ 35,954,911</b>
 <b>Method of Financing:</b>		
General Revenue Fund	\$ 28,659,028	\$ 27,887,806
 <u>General Revenue Fund - Dedicated</u>		
Estimated Statutory Tuition Increases Account No. 708	380,787	761,575
Estimated Other Educational and General Income Account No. 770	<u>7,398,893</u>	<u>7,305,530</u>
Subtotal, General Revenue - Dedicated	<u>\$ 7,779,680</u>	<u>\$ 8,067,105</u>
<b>Total, Method of Financing</b>	<b>\$ 36,438,708</b>	<b>\$ 35,954,911</b>
 <b>Number of Full-time Equivalent Positions (FTE) - Appropriated Funds</b>		
	738.0	738.0
<b>Number of Full-time Equivalent Positions (FTE) - Total</b>	1,052.5	1,052.5

1. **Informational Listing of Appropriated Funds.** The appropriations made above for Educational and General State Support are subject to the special and general provisions of this Act and include the following amounts for the purposes indicated.

**A. Goal: INSTRUCTION/OPERATIONS**

Provide Instructional and Operations Support

**Outcome (Results/Impact):**

State Licensure Pass Rate of Engineering Graduates	68%	70%
State Pass Rate of Education EXCET Exam	72%	74%
Percent of First-time, Full-time, Degree-seeking Freshmen Who Earn a Baccalaureate Degree Within Six Academic Years	26%	27%
Retention Rate of First-time, Full-time, Degree-seeking Freshmen Students After One Academic Year	57%	58%
Dollar Value of External or Sponsored Research Funds (in millions)	7.2	7.3
Percent of Lower Division Courses Taught by Tenured Faculty	64%	65%
Percent of Baccalaureate Graduates Who Are First Generation College Graduates	67%	69%
Administrative Cost As a Percent of Total Expenditures	13%	13%

**TEXAS A&M UNIVERSITY - KINGSVILLE**

(Continued)

<b>A.1.1. Strategy:</b> OPERATIONS SUPPORT	\$ 17,820,739	\$ 18,117,983
<b>A.1.2. Strategy:</b> TEACHING EXPERIENCE SUPPLEMENT	\$ 439,703	\$ 447,037
<b>A.1.3. Strategy:</b> GROWTH SUPPLEMENT	\$ 201,389	\$ 204,748
<b>A.1.4. Strategy:</b> STAFF GROUP INSURANCE PREMIUMS	\$ 558,384	\$ 600,263
<b>A.1.5. Strategy:</b> WORKERS' COMPENSATION INSURANCE	\$ 229,262	\$ 229,262
<b>A.1.6. Strategy:</b> UNEMPLOYMENT COMPENSATION INSURANCE	\$ 2,396	\$ 2,396
<b>A.1.7. Strategy:</b> TEXAS PUBLIC EDUCATION GRANTS	\$ 1,078,114	\$ 1,127,078
<b>A.1.8. Strategy:</b> INDIRECT COST RECOVERY Indirect Cost Recovery for Research Related Activities	\$ 269,135	\$ 269,135
<b>A.1.9. Strategy:</b> ORGANIZED ACTIVITIES	\$ 191,250	\$ 191,250
<b>A.1.10. Strategy:</b> FORMULA HOLD HARMLESS	\$ 258,147	\$ 258,147
<b>A.1.11. Strategy:</b> CAPITAL EQUITY & EXCELLENCE FUNDING Capital Equity and Excellence Funding	<u>\$ 371,784</u>	<u>\$ 371,784</u>
<b>Total, Goal A:</b> INSTRUCTION/OPERATIONS	<u>\$ 21,420,303</u>	<u>\$ 21,819,083</u>
<b>B. Goal:</b> INFRASTRUCTURE SUPPORT		
Provide Infrastructure Support		
<b>B.1.1. Strategy:</b> E & G SPACE SUPPORT Educational and General Space Support	\$ 4,367,654	\$ 4,440,505
<b>B.1.2. Strategy:</b> TUITION REVENUE BOND RETIREMENT	<u>\$ 2,675,090</u>	<u>\$ 3,350,662</u>
<b>Total, Goal B:</b> INFRASTRUCTURE SUPPORT	<u>\$ 7,042,744</u>	<u>\$ 7,791,167</u>
<b>C. Goal:</b> SPECIAL ITEM SUPPORT		
Provide Special Item Support		
<b>C.1.1. Strategy:</b> PH.D IN SYSTEM ENG/ PROGRAM DEVT Ph.D in Systems Engineering/Program Development	\$ 275,000	\$ U.B.
<b>C.2.1. Strategy:</b> CITRUS CENTER	\$ 846,844	\$ 846,844
<b>C.2.2. Strategy:</b> WILDLIFE RESEARCH Wildlife Research Institute	\$ 215,428	\$ 215,428
<b>C.3.1. Strategy:</b> JOHN E. CONNOR MUSEUM	\$ 31,121	\$ 31,121
<b>C.3.2. Strategy:</b> SOUTH TEXAS ARCHIVES	\$ 125,000	\$ 125,000
<b>C.4.1. Strategy:</b> INSTITUTIONAL ENHANCEMENT	\$ 5,126,268	\$ 5,126,268
<b>C.4.2. Strategy:</b> FIBER INFRASTRUCTURE Fiber Infrastructure for Information Resources	<u>\$ 1,356,000</u>	<u>\$ 0</u>
<b>Total, Goal C:</b> SPECIAL ITEM SUPPORT	<u>\$ 7,975,661</u>	<u>\$ 6,344,661</u>
<b>Grand Total, TEXAS A&amp;M UNIVERSITY - KINGSVILLE</b>	<u>\$ 36,438,708</u>	<u>\$ 35,954,911</u>

**TEXAS A&M UNIVERSITY - KINGSVILLE**  
(Continued)

**Method of Financing:**

General Revenue Fund	\$ 28,659,028	\$ 27,887,806
 <u>General Revenue Fund - Dedicated</u>		
Estimated Statutory Tuition Increases Account No. 708	380,787	761,575
Estimated Other Educational and General Income Account No. 770	<u>7,398,893</u>	<u>7,305,530</u>
Subtotal, General Revenue - Dedicated	\$ <u>7,779,680</u>	\$ <u>8,067,105</u>
<b>Total, Method of Financing</b>	<b>\$ <u>36,438,708</u></b>	<b>\$ <u>35,954,911</u></b>

**TEXAS A&M INTERNATIONAL UNIVERSITY**

	For the Years Ending	
	August 31, <u>2000</u>	August 31, <u>2001</u>
1. Educational and General State Support	\$ <u>28,823,578</u>	\$ <u>29,904,471</u>
 <b>Grand Total, TEXAS A&amp;M INTERNATIONAL UNIVERSITY</b>	 \$ <u>28,823,578</u>	 \$ <u>29,904,471</u>

**Method of Financing:**

General Revenue Fund	\$ 26,113,006	\$ 26,801,946
 <u>General Revenue Fund - Dedicated</u>		
Estimated Board Authorized Tuition Increases Account No. 704	140,000	140,000
Estimated Statutory Tuition Increases Account No. 708	143,759	287,519
Estimated Other Educational and General Income Account No. 770	<u>2,426,813</u>	<u>2,675,006</u>
Subtotal, General Revenue - Dedicated	\$ <u>2,710,572</u>	\$ <u>3,102,525</u>
<b>Total, Method of Financing</b>	<b>\$ <u>28,823,578</u></b>	<b>\$ <u>29,904,471</u></b>

**Number of Full-time Equivalent Positions (FTE) - Appropriated Funds**

371.0                      371.0

**Number of Full-time Equivalent Positions (FTE) - Total**

431.0                      431.0

1. **Informational Listing of Appropriated Funds.** The appropriations made above for Educational and General State Support are subject to the special and general provisions of this Act and include the following amounts for the purposes indicated.

**A. Goal: INSTRUCTION/OPERATIONS**

Provide Instructional and Operations Support

**TEXAS A&M INTERNATIONAL UNIVERSITY**  
(Continued)

**Outcome (Results/Impact):**

State Pass Rate of Education EXCET Exam	75%	75%
Percent of First-time, Full-time, Degree-seeking Freshmen Who Earn a Baccalaureate Degree Within Six Academic Years		78%
Retention Rate of First-time, Full-time, Degree-seeking Freshmen Students After One Academic Year	58%	60%
Dollar Value of External or Sponsored Research Funds (in millions)	1	1
Percent of Lower Division Courses Taught by Tenured Faculty	93%	93%
Percent of First-Time, Full-Time, Degree-Seeking Transfer Students Who Earn a Baccalaureate Degree Within Four Academic Years (Upper-Level Institutions Only)	78%	
Percent of Baccalaureate Graduates Who Are First Generation College Graduates	72.4%	72.4%
Administrative Cost As a Percent of Total Expenditures	17%	15%

<b>A.1.1. Strategy:</b> OPERATIONS SUPPORT	\$ 7,622,974	\$ 7,725,974
<b>A.1.2. Strategy:</b> TEACHING EXPERIENCE SUPPLEMENT	\$ 195,804	\$ 198,449
<b>A.1.3. Strategy:</b> GROWTH SUPPLEMENT	\$ 374,477	\$ 379,537
<b>A.1.4. Strategy:</b> STAFF GROUP INSURANCE PREMIUMS	\$ 93,990	\$ 101,039
<b>A.1.5. Strategy:</b> WORKERS' COMPENSATION INSURANCE	\$ 42,330	\$ 42,330
<b>A.1.6. Strategy:</b> UNEMPLOYMENT COMPENSATION INSURANCE	\$ 319	\$ 319
<b>A.1.7. Strategy:</b> TEXAS PUBLIC EDUCATION GRANTS	\$ 400,934	\$ 418,257
<b>A.1.8. Strategy:</b> INDIRECT COST RECOVERY Indirect Cost Recovery for Research Related Activities	\$ 4,000	\$ 4,000
<b>A.1.9. Strategy:</b> ORGANIZED ACTIVITIES	\$ 8,000	\$ 8,000
<b>A.1.10. Strategy:</b> CAPITAL EQUITY & EXCELLENCE FUNDING	<u>\$ 185,891</u>	<u>\$ 185,891</u>
Capital Equity and Excellence Funding		
<b>Total, Goal A: INSTRUCTION/OPERATIONS</b>	<u>\$ 8,928,719</u>	<u>\$ 9,063,796</u>

**B. Goal: INFRASTRUCTURE SUPPORT**

Provide Infrastructure Support

<b>B.1.1. Strategy:</b> E & G SPACE SUPPORT Educational and General Space Support	\$ 2,446,307	\$ 2,479,362
<b>B.1.2. Strategy:</b> TUITION REVENUE BOND RETIREMENT	<u>\$ 10,484,561</u>	<u>\$ 11,397,322</u>

<b>Total, Goal B: INFRASTRUCTURE SUPPORT</b>	<u>\$ 12,930,868</u>	<u>\$ 13,876,684</u>
--	----------------------	----------------------

**C. Goal: SPECIAL ITEM SUPPORT**

Provide Special Item Support

<b>C.1.1. Strategy:</b> PHD PROGRAM IN BUSINESS	\$ 1,000,000	\$ 1,000,000
<b>C.2.1. Strategy:</b> INTERNATIONAL TRADE Institute for International Trade	\$ 91,654	\$ 91,654

**TEXAS A&M INTERNATIONAL UNIVERSITY**  
(Continued)

<b>C.3.1. Strategy:</b> INSTITUTIONAL ENHANCEMENT	\$ <u>5,872,337</u>	\$ <u>5,872,337</u>
<b>Total, Goal C:</b> SPECIAL ITEM SUPPORT	\$ <u>6,963,991</u>	\$ <u>6,963,991</u>
<b>Grand Total, TEXAS A&amp;M INTERNATIONAL UNIVERSITY</b>	<b>\$ <u>28,823,578</u></b>	<b>\$ <u>29,904,471</u></b>
<b>Method of Financing:</b>		
General Revenue Fund	\$ 26,113,006	\$ 26,801,946
<u>General Revenue Fund - Dedicated</u>		
Estimated Board Authorized Tuition Increases Account No. 704	140,000	140,000
Estimated Statutory Tuition Increases Account No. 708	143,759	287,519
Estimated Other Educational and General Income Account No. 770	<u>2,426,813</u>	<u>2,675,006</u>
Subtotal, General Revenue - Dedicated	<u>\$ 2,710,572</u>	<u>\$ 3,102,525</u>
<b>Total, Method of Financing</b>	<b>\$ <u>28,823,578</u></b>	<b>\$ <u>29,904,471</u></b>

**WEST TEXAS A&M UNIVERSITY**

	For the Years Ending	
	August 31, <u>2000</u>	August 31, <u>2001</u>
1. Educational and General State Support	\$ <u>29,603,766</u>	\$ <u>30,422,102</u>
<b>Grand Total, WEST TEXAS A&amp;M UNIVERSITY</b>	<b>\$ <u>29,603,766</u></b>	<b>\$ <u>30,422,102</u></b>
<b>Method of Financing:</b>		
General Revenue Fund	\$ 22,671,968	\$ 23,210,186
<u>General Revenue Fund - Dedicated</u>		
Estimated Board Authorized Tuition Increases Account No. 704	150,000	150,000
Estimated Statutory Tuition Increases Account No. 708	468,814	937,628
Estimated Other Educational and General Income Account No. 770	<u>6,312,984</u>	<u>6,124,288</u>
Subtotal, General Revenue - Dedicated	<u>\$ 6,931,798</u>	<u>\$ 7,211,916</u>
<b>Total, Method of Financing</b>	<b>\$ <u>29,603,766</u></b>	<b>\$ <u>30,422,102</u></b>
<b>Number of Full-time Equivalent Positions (FTE) - Appropriated Funds</b>	555.5	555.5



**WEST TEXAS A&M UNIVERSITY**  
(Continued)

**Number of Full-time Equivalent Positions (FTE) - Total** 821.5 821.5

1. **Informational Listing of Appropriated Funds.** The appropriations made above for Educational and General State Support are subject to the special and general provisions of this Act and include the following amounts for the purposes indicated.

**A. Goal: INSTRUCTION/OPERATIONS**

Provide Instructional and Operations Support

**Outcome (Results/Impact):**

State Licensure Pass Rate of Nursing Graduates	96%	96%
State Pass Rate of Education EXCET Exam	88%	90%
Percent of First-time, Full-time, Degree-seeking Freshmen Who Earn a Baccalaureate Degree Within Six Academic Years	34%	35%
Retention Rate of First-time, Full-time, Degree-seeking Freshmen Students After One Academic Year	65%	65%
Percent of Lower Division Courses Taught by Tenured Faculty	48%	50%
Percent of Baccalaureate Graduates Who Are First Generation College Graduates	49.5%	49.5%
Administrative Cost As a Percent of Total Expenditures	7.96%	7.96%

<b>A.1.1. Strategy:</b> OPERATIONS SUPPORT	\$	17,521,820	\$	17,889,062
<b>A.1.2. Strategy:</b> TEACHING EXPERIENCE SUPPLEMENT	\$	370,470	\$	378,234
<b>A.1.3. Strategy:</b> GROWTH SUPPLEMENT	\$	113,639	\$	116,021
<b>A.1.4. Strategy:</b> STAFF GROUP INSURANCE PREMIUMS	\$	671,196	\$	721,536
<b>A.1.5. Strategy:</b> WORKERS' COMPENSATION INSURANCE	\$	177,874	\$	177,874
<b>A.1.6. Strategy:</b> UNEMPLOYMENT COMPENSATION INSURANCE	\$	1,786	\$	1,786
<b>A.1.7. Strategy:</b> TEXAS PUBLIC EDUCATION GRANTS	\$	932,441	\$	973,657
<b>A.1.8. Strategy:</b> INDIRECT COST RECOVERY Indirect Cost Recovery for Research Related Activities	\$	75,000	\$	75,000
<b>A.1.9. Strategy:</b> ORGANIZED ACTIVITIES	\$	56,603	\$	56,603
<b>A.1.10. Strategy:</b> FORMULA HOLD HARMLESS	\$	12,664	\$	12,664
<b>A.1.11. Strategy:</b> CAPITAL EQUITY & EXCELLENCE FUNDING	\$	383,847	\$	383,847
Capital Equity and Excellence Funding				
<b>Total, Goal A: INSTRUCTION/OPERATIONS</b>	\$	<u>20,317,340</u>	\$	<u>20,786,284</u>

**B. Goal: INFRASTRUCTURE SUPPORT**

Provide Infrastructure Support

<b>B.1.1. Strategy:</b> E & G SPACE SUPPORT Educational and General Space Support	\$	4,362,067	\$	4,453,492
<b>B.1.2. Strategy:</b> TUITION REVENUE BOND RETIREMENT	\$	599,167	\$	885,034
<b>B.1.3. Strategy:</b> SKILES ACT REVENUE BOND RETIREMENT	\$	83,090	\$	83,090
<b>Total, Goal B: INFRASTRUCTURE SUPPORT</b>	\$	<u>5,044,324</u>	\$	<u>5,421,616</u>

**WEST TEXAS A&M UNIVERSITY**  
(Continued)

**C. Goal: SPECIAL ITEM SUPPORT**

Provide Special Item Support:

<b>C.1.1. Strategy:</b> KILLGORE RESEARCH CENTER	\$ 50,034	\$ 50,034
<b>C.1.2. Strategy:</b> WIND ENERGY RESEARCH	\$ 77,220	\$ 77,220
<b>C.1.3. Strategy:</b> ENVIRONMENTAL RESEARCH	\$ 1,000,000	\$ 1,000,000
<b>C.2.1. Strategy:</b> PANHANDLE-PLAINS MUSEUM Panhandle-Plains Historical Museum	\$ 629,731	\$ 601,831
<b>C.3.1. Strategy:</b> INSTITUTIONAL ENHANCEMENT	<u>\$ 2,485,117</u>	<u>\$ 2,485,117</u>

<b>Total, Goal C: SPECIAL ITEM SUPPORT</b>	<u>\$ 4,242,102</u>	<u>\$ 4,214,202</u>
--	---------------------	---------------------

<b>Grand Total, WEST TEXAS A&amp;M UNIVERSITY</b>	<u>\$ 29,603,766</u>	<u>\$ 30,422,102</u>
---	----------------------	----------------------

**Method of Financing:**

General Revenue Fund	\$ 22,671,968	\$ 23,210,186
----------------------	---------------	---------------

General Revenue Fund - Dedicated

Estimated Board Authorized Tuition Increases Account No. 704	150,000	150,000
Estimated Statutory Tuition Increases Account No. 708	468,814	937,628
Estimated Other Educational and General Income Account No. 770	<u>6,312,984</u>	<u>6,124,288</u>

Subtotal, General Revenue - Dedicated	<u>\$ 6,931,798</u>	<u>\$ 7,211,916</u>
---------------------------------------	---------------------	---------------------

<b>Total, Method of Financing</b>	<u>\$ 29,603,766</u>	<u>\$ 30,422,102</u>
-----------------------------------	----------------------	----------------------

**TEXAS A&M UNIVERSITY - COMMERCE**

	For the Years Ending August 31, 2000	August 31, 2001
1. Educational and General State Support	<u>\$ 36,195,527</u>	<u>\$ 36,966,277</u>
<b>Grand Total, TEXAS A&amp;M UNIVERSITY - COMMERCE</b>	<u>\$ 36,195,527</u>	<u>\$ 36,966,277</u>

**Method of Financing:**

General Revenue Fund	\$ 27,227,085	\$ 27,631,572
----------------------	---------------	---------------

General Revenue Fund - Dedicated

Estimated Board Authorized Tuition Increases Account No. 704	788,524	789,236
---	---------	---------

**TEXAS A&M UNIVERSITY - COMMERCE**  
(Continued)

Estimated Statutory Tuition Increases Account No. 708	463,902	927,805
Estimated Other Educational and General Income Account No. 770	<u>7,716,016</u>	<u>7,617,664</u>
 Subtotal, General Revenue - Dedicated	<u>\$ 8,968,442</u>	<u>\$ 9,334,705</u>
 <b>Total, Method of Financing</b>	<u>\$ 36,195,527</u>	<u>\$ 36,966,277</u>
 <b>Number of Full-time Equivalent Positions (FTE) - Appropriated Funds</b>	 761.0	 761.0
 <b>Number of Full-time Equivalent Positions (FTE) - Total</b>	 1,022.5	 1,022.5

1. **Informational Listing of Appropriated Funds.** The appropriations made above for Educational and General State Support are subject to the special and general provisions of this Act and include the following amounts for the purposes indicated.

**A. Goal: INSTRUCTION/OPERATIONS**

Provide Instructional and Operations Support

**Outcome (Results/Impact):**

State Pass Rate of Education EXCET Exam	93%	93%
Percent of First-time, Full-time, Degree-seeking Freshmen Who Earn a Baccalaureate Degree Within Six Academic Years	38%	38%
Retention Rate of First-time, Full-time, Degree-seeking Freshmen Students After One Academic Year	65%	66%
Percent of Lower Division Courses Taught by Tenured Faculty	50%	54%
Percent of Baccalaureate Graduates Who Are First Generation College Graduates	18.9%	18.9%
Administrative Cost As a Percent of Total Expenditures	10.8%	10.8%

<b>A.1.1. Strategy: OPERATIONS SUPPORT</b>	\$ 25,434,195	\$ 25,816,536
<b>A.1.2. Strategy: TEACHING EXPERIENCE SUPPLEMENT</b>	\$ 369,487	\$ 375,041
<b>A.1.3. Strategy: GROWTH SUPPLEMENT</b>	\$ 169,003	\$ 171,544
<b>A.1.4. Strategy: STAFF GROUP INSURANCE PREMIUMS</b>	\$ 725,587	\$ 780,007
<b>A.1.5. Strategy: WORKERS' COMPENSATION INSURANCE</b>	\$ 127,880	\$ 131,716
<b>A.1.6. Strategy: UNEMPLOYMENT COMPENSATION INSURANCE</b>	\$ 31,937	\$ 32,704
<b>A.1.7. Strategy: TEXAS PUBLIC EDUCATION GRANTS</b>	\$ 1,133,510	\$ 1,182,604
<b>A.1.8. Strategy: INDIRECT COST RECOVERY Indirect Cost Recovery for Research Related Activities</b>	\$ 40,000	\$ 40,000
<b>A.1.9. Strategy: ORGANIZED ACTIVITIES</b>	\$ 117,000	\$ 117,000
<b>A.1.10. Strategy: CAPITAL EQUITY &amp; EXCELLENCE FUNDING</b>	<u>\$ 442,301</u>	<u>\$ 442,301</u>
Capital Equity and Excellence Funding		
 <b>Total, Goal A: INSTRUCTION/OPERATIONS</b>	<u>\$ 28,590,900</u>	<u>\$ 29,089,453</u>

**B. Goal: INFRASTRUCTURE SUPPORT**

Provide Infrastructure Support

**TEXAS A&M UNIVERSITY - COMMERCE**  
(Continued)

<b>B.1.1. Strategy:</b> E & G SPACE SUPPORT Educational and General Space Support	\$ 4,934,613	\$ 5,008,793
<b>B.1.2. Strategy:</b> TUITION REVENUE BOND RETIREMENT	\$ 209,417	\$ 407,434
<b>B.1.3. Strategy:</b> SKILES ACT REVENUE BOND RETIREMENT	<u>\$ 115,000</u>	<u>\$ 115,000</u>
<b>Total, Goal B:</b> INFRASTRUCTURE SUPPORT	<u>\$ 5,259,030</u>	<u>\$ 5,531,227</u>
<b>C. Goal:</b> SPECIAL ITEM SUPPORT		
Provide Special Item Support		
<b>C.1.1. Strategy:</b> MASTER OF SOCIAL WORK PROGRAM	\$ 250,000	\$ 250,000
<b>C.2.1. Strategy:</b> EDUCATIONAL CONSORTIUM Northeast Texas Educational Partnership Consortium	\$ 750,257	\$ 750,257
<b>C.3.1. Strategy:</b> INSTITUTIONAL ENHANCEMENT	<u>\$ 1,345,340</u>	<u>\$ 1,345,340</u>
<b>Total, Goal C:</b> SPECIAL ITEM SUPPORT	<u>\$ 2,345,597</u>	<u>\$ 2,345,597</u>
<b>Grand Total, TEXAS A&amp;M UNIVERSITY - COMMERCE</b>	<u>\$ 36,195,527</u>	<u>\$ 36,966,277</u>
<b>Method of Financing:</b>		
General Revenue Fund	\$ 27,227,085	\$ 27,631,572
<u>General Revenue Fund - Dedicated</u>		
Estimated Board Authorized Tuition Increases Account No. 704	788,524	789,236
Estimated Statutory Tuition Increases Account No. 708	463,902	927,805
Estimated Other Educational and General Income Account No. 770	<u>7,716,016</u>	<u>7,617,664</u>
Subtotal, General Revenue - Dedicated	<u>\$ 8,968,442</u>	<u>\$ 9,334,705</u>
<b>Total, Method of Financing</b>	<u>\$ 36,195,527</u>	<u>\$ 36,966,277</u>

**TEXAS A&M UNIVERSITY - TEXARKANA**

	For the Years Ending	
	August 31, 2000	August 31, 2001
1. Educational and General State Support	<u>\$ 7,850,576</u>	<u>\$ 7,904,679</u>
<b>Grand Total, TEXAS A&amp;M UNIVERSITY - TEXARKANA</b>	<u>\$ 7,850,576</u>	<u>\$ 7,904,679</u>

**TEXAS A&M UNIVERSITY - TEXARKANA**

(Continued)

**Method of Financing:**

General Revenue Fund	\$ 6,961,400	\$ 6,995,094
----------------------	--------------	--------------

General Revenue Fund - Dedicated

Estimated Board Authorized Tuition Increases Account No. 704	97,560	97,560
Estimated Statutory Tuition Increases Account No. 708	50,725	101,449
Estimated Other Educational and General Income Account No. 770	<u>740,891</u>	<u>710,576</u>

Subtotal, General Revenue - Dedicated	\$ <u>889,176</u>	\$ <u>909,585</u>
---------------------------------------	-------------------	-------------------

<b>Total, Method of Financing</b>	\$ <u>7,850,576</u>	\$ <u>7,904,679</u>
-----------------------------------	---------------------	---------------------

<b>Number of Full-time Equivalent Positions (FTE) - Appropriated Funds</b>	116.5	116.5
--	-------	-------

<b>Number of Full-time Equivalent Positions (FTE) - Total</b>	125.5	125.5
---	-------	-------

1. **Informational Listing of Appropriated Funds.** The appropriations made above for Educational and General State Support are subject to the special and general provisions of this Act and include the following amounts for the purposes indicated.

**A. Goal: INSTRUCTION/OPERATIONS**

Provide Instructional and Operations Support

**Outcome (Results/Impact):**

State Pass Rate of Education EXCET Exam	95%	96%
Percent of First-time, Full-time, Degree-seeking Transfer Students Who Earn a Baccalaureate Degree within Four Academic Years (Upper-level Institutions Only)	87%	88%
Retention Rate of First-Time, Full-Time, Degree-Seeking Transfer Students after One Academic Year (Upper-Level Institutions Only)	85%	88%
Administrative Cost As a Percent of Total Expenditures	11.1%	11.1%

<b>A.1.1. Strategy: OPERATIONS SUPPORT</b>	\$ 2,779,941	\$ 2,813,371
<b>A.1.2. Strategy: TEACHING EXPERIENCE SUPPLEMENT</b>	\$ 67,315	\$ 68,124
<b>A.1.3. Strategy: STAFF GROUP INSURANCE PREMIUMS</b>	\$ 45,043	\$ 48,421
<b>A.1.4. Strategy: WORKERS' COMPENSATION INSURANCE</b>	\$ 18,562	\$ 18,562
<b>A.1.5. Strategy: UNEMPLOYMENT COMPENSATION INSURANCE</b>	\$ 3,712	\$ 3,712
<b>A.1.6. Strategy: TEXAS PUBLIC EDUCATION GRANTS</b>	\$ 134,557	\$ 137,959
<b>A.1.7. Strategy: FORMULA HOLD HARMLESS</b>	\$ 196,149	\$ 196,149
<b>A.1.8. Strategy: CAPITAL EQUITY &amp; EXCELLENCE FUNDING</b>	\$ <u>107,342</u>	\$ <u>107,342</u>
Capital Equity and Excellence Funding		
<b>Total, Goal A: INSTRUCTION/OPERATIONS</b>	\$ <u>3,352,621</u>	\$ <u>3,393,640</u>

**B. Goal: INFRASTRUCTURE SUPPORT**

Provide Infrastructure Support

**TEXAS A&M UNIVERSITY - TEXARKANA**

(Continued)

<b>B.1.1. Strategy:</b> E & G SPACE SUPPORT Educational and General Space Support	\$ 1,370,816	\$ 1,387,300
<b>B.1.2. Strategy:</b> TUITION REVENUE BOND RETIREMENT	\$ 400,000	\$ 396,600
<b>B.1.3. Strategy:</b> SKILES ACT REVENUE BOND RETIREMENT	\$ 18,500	\$ 18,500
<b>B.1.4. Strategy:</b> LEASE OF FACILITIES	\$ 2,396	\$ 2,396
<b>Total, Goal B: INFRASTRUCTURE SUPPORT</b>	<u>\$ 1,791,712</u>	<u>\$ 1,804,796</u>
<b>C. Goal: SPECIAL ITEM SUPPORT</b>		
Provide Special Item Support		
<b>C.1.1. Strategy:</b> ACADEMIC PROGRAMS- NURSING & BIOLOGY Academic Programs-Nursing and Biology	\$ 490,000	\$ 490,000
<b>C.2.1. Strategy:</b> EDUCATION PARTNERSHIP Northeast Texas Education Partnership	\$ 87,628	\$ 87,628
<b>C.2.2. Strategy:</b> JEFFERSONIAN MODEL Jeffersonian Model Statewide Initiative	\$ 868,500	\$ 868,500
<b>C.3.1. Strategy:</b> TRANSITION FUNDING	\$ 175,739	\$ 175,739
<b>C.3.2. Strategy:</b> INSTITUTIONAL ENHANCEMENT	<u>\$ 1,084,376</u>	<u>\$ 1,084,376</u>
<b>Total, Goal C: SPECIAL ITEM SUPPORT</b>	<u>\$ 2,706,243</u>	<u>\$ 2,706,243</u>
<b>Grand Total, TEXAS A&amp;M UNIVERSITY - TEXARKANA</b>	<u>\$ 7,850,576</u>	<u>\$ 7,904,679</u>
<b>Method of Financing:</b>		
General Revenue Fund	\$ 6,961,400	\$ 6,995,094
<u>General Revenue Fund - Dedicated</u>		
Estimated Board Authorized Tuition Increases Account No. 704	97,560	97,560
Estimated Statutory Tuition Increases Account No. 708	50,725	101,449
Estimated Other Educational and General Income Account No. 770	<u>740,891</u>	<u>710,576</u>
Subtotal, General Revenue - Dedicated	<u>\$ 889,176</u>	<u>\$ 909,585</u>
<b>Total, Method of Financing</b>	<u>\$ 7,850,576</u>	<u>\$ 7,904,679</u>

## UNIVERSITY OF HOUSTON SYSTEM ADMINISTRATION

	For the Years Ending August 31, <u>2000</u>	August 31, <u>2001</u>
<b>Out of the General Revenue Fund:</b>		
1. Educational and General State Support	\$ <u>1,989,401</u>	\$ <u>1,981,312</u>
<b>Grand Total, UNIVERSITY OF HOUSTON SYSTEM ADMINISTRATION</b>	<b>\$ <u>1,989,401</u></b>	<b>\$ <u>1,981,312</u></b>
<b>Number of Full-time Equivalent Positions (FTE) - Appropriated Funds</b>	68.0	68.0
<b>Number of Full-time Equivalent Positions (FTE) - Total</b>	150.5	150.5

1. **Informational Listing of Appropriated Funds.** The appropriations made above for Educational and General State Support are subject to the special and general provisions of this Act and include the following amounts for the purposes indicated.

**Out of the General Revenue Fund:**

**A. Goal: INSTRUCTION/OPERATIONS**

**A.1.1. Strategy: SYSTEM OFFICE  
OPERATIONS**

\$ 1,789,401    \$ 1,781,312

**B. Goal: SPECIAL ITEM SUPPORT**

**B.1.1. Strategy: NASA PROGRAMS**  
High School Cooperative Education Program  
with NASA and Technology Outreach Program

\$ 200,000    \$ 200,000

**Grand Total, UNIVERSITY OF HOUSTON  
SYSTEM ADMINISTRATION**

\$ 1,989,401    \$ 1,981,312

2. **Appropriation, Governing Board.** Out of the funds appropriated herein, an amount not to exceed \$150,000 in each year of the biennium shall be for all expenses associated with the governing board's duties including, but not limited to: travel, entertainment, lodging, and expenses of state employees who provide services for the governing board.

A separate record of the board's expenditures shall be kept and retained in the same manner as the fiscal records of the institution(s) the board governs. No funds may be used for the governing board's expenses except for the specific amounts designated above. Funds appropriated for the governing board's expenses may be used for any other purpose covered by this Act.

3. **Contingency Authorization for Senate Bill 976.** Contingent upon the enactment of Senate Bill 976, or similar legislation relating to the creation of a business technology outreach program at the University of Houston System, the Board of Regents of the University of Houston System is authorized to expend available funds for the operation of the business technology outreach program and for grants to eligible entities.

# UNIVERSITY OF HOUSTON

	For the Years Ending	
	August 31, 2000	August 31, 2001
1. Educational and General State Support	\$ 169,518,409	\$ 171,810,213
<b>Grand Total, UNIVERSITY OF HOUSTON</b>	<b>\$ 169,518,409</b>	<b>\$ 171,810,213</b>
<b>Method of Financing:</b>		
General Revenue Fund	\$ 118,206,822	\$ 119,275,598
<u>General Revenue Fund - Dedicated</u>		
Estimated Board Authorized Tuition Increases Account No. 704	6,791,758	6,699,258
Estimated Statutory Tuition Increases Account No. 708	1,581,607	3,163,216
Estimated Other Educational and General Income Account No. 770	<u>42,938,222</u>	<u>42,672,141</u>
Subtotal, General Revenue - Dedicated	<b>\$ 51,311,587</b>	<b>\$ 52,534,615</b>
<b>Total, Method of Financing</b>	<b>\$ 169,518,409</b>	<b>\$ 171,810,213</b>
<b>Number of Full-time Equivalent Positions (FTE) - Appropriated Funds</b>	3,640.5	3,640.5
<b>Number of Full-time Equivalent Positions (FTE) - Total</b>	5,864.5	5,864.5

1. **Informational Listing of Appropriated Funds.** The appropriations made above for Educational and General State Support are subject to the special and general provisions of this Act and include the following amounts for the purposes indicated.

**A. Goal: INSTRUCTION/OPERATIONS**

**Provide Instructional and Operations Support**

**Outcome (Results/Impact):**

State Licensure Pass Rate of Law Graduates	92%	92%
State Licensure Pass Rate of Engineering Graduates	88%	88%
State Licensure Pass Rate of Pharmacy Graduates	99%	99%
State Pass Rate of Education EXCET Exam	93%	93%
Percent of First-time, Full-time, Degree-seeking Freshmen Who Earn a Baccalaureate Degree Within Six Academic Years	38%	38%
Retention Rate of First-time, Full-time, Degree-seeking Freshmen Students After One Academic Year	75.2%	75.5%
Dollar Value of External or Sponsored Research Funds (in millions)	28.2	28.5
Percent of Lower Division Courses Taught by Tenured Faculty	43.4%	45%
Percent of Baccalaureate Graduates Who Are First Generation College Graduates	32.8%	32.8%
Administrative Cost As a Percent of Total Expenditures	10.5%	10.5%

<b>A.1.1. Strategy: OPERATIONS SUPPORT</b>	\$ 113,536,033	\$ 114,740,736
<b>A.1.2. Strategy: TEACHING EXPERIENCE SUPPLEMENT</b>	\$ 1,732,940	\$ 1,751,328
<b>A.1.3. Strategy: GROWTH SUPPLEMENT</b>	\$ 1,330,717	\$ 1,344,837



**UNIVERSITY OF HOUSTON**  
(Continued)

<b>A.1.4. Strategy:</b> STAFF GROUP INSURANCE PREMIUMS	\$ 2,470,940	\$ 2,656,261
<b>A.1.5. Strategy:</b> TEXAS PUBLIC EDUCATION GRANTS	\$ 3,952,342	\$ 4,074,854
<b>A.1.6. Strategy:</b> INDIRECT COST RECOVERY Indirect Cost Recovery for Research Related Activities	\$ 3,336,678	\$ 3,336,678
<b>A.1.7. Strategy:</b> ORGANIZED ACTIVITIES	\$ 986,209	\$ 986,209
<b>A.1.8. Strategy:</b> CAPITAL EQUITY & EXCELLENCE FUNDING Capital Equity and Excellence Funding	<u>\$ 2,716,529</u>	<u>\$ 2,716,529</u>
<b>Total, Goal A:</b> INSTRUCTION/OPERATIONS	<u>\$ 130,062,388</u>	<u>\$ 131,607,432</u>
<b>B. Goal:</b> INFRASTRUCTURE SUPPORT		
Provide Infrastructure Support		
<b>B.1.1. Strategy:</b> E & G SPACE SUPPORT Educational and General Space Support	\$ 23,739,890	\$ 23,991,788
<b>B.1.2. Strategy:</b> TUITION REVENUE BOND RETIREMENT	\$ 2,438,610	\$ 2,586,068
<b>B.1.3. Strategy:</b> SKILES ACT REVENUE BOND RETIREMENT	<u>\$ 385,550</u>	<u>\$ 385,550</u>
<b>Total, Goal B:</b> INFRASTRUCTURE SUPPORT	<u>\$ 26,564,050</u>	<u>\$ 26,963,406</u>
<b>C. Goal:</b> SPECIAL ITEM SUPPORT		
Provide Special Item Support		
<b>C.1.1. Strategy:</b> TX-PHARM PROGRAM	\$ 341,337	\$ 688,741
<b>C.2.1. Strategy:</b> LEARNING & COMPUTATION CENTER Learning and Computation Center	\$ 1,328,789	\$ 1,328,789
<b>C.2.2. Strategy:</b> SPACE EXPLORATION Houston Partnership for Space Exploration	\$ 421,037	\$ 421,037
<b>C.2.3. Strategy:</b> COMMERCIAL DEVELOPMENT OF SPACE Center for Commercial Development of Space: Space Vacuum Epitaxy Center	\$ 482,288	\$ 482,288
<b>C.2.4. Strategy:</b> SUPERCONDUCTIVITY CENTER	\$ 4,340,000	\$ 4,340,000
<b>C.3.1. Strategy:</b> SMALL BUSINESS DEVELOP University of Houston Small Business Development Center	\$ 2,150,000	\$ 2,150,000
<b>C.3.2. Strategy:</b> HEALTH LAW & POLICY INSTITUTE	\$ 350,000	\$ 350,000
<b>C.3.3. Strategy:</b> CENTER FOR PUBLIC POLICY	\$ 300,000	\$ 300,000
<b>C.3.4. Strategy:</b> PARTNERSHIPS-SUPPORT PUBLIC SCHOOLS Partnerships to Support Public Schools	\$ 1,397,215	\$ 1,397,215
<b>C.4.1. Strategy:</b> INSTITUTIONAL ENHANCEMENT	<u>\$ 1,781,305</u>	<u>\$ 1,781,305</u>
<b>Total, Goal C:</b> SPECIAL ITEM SUPPORT	<u>\$ 12,891,971</u>	<u>\$ 13,239,375</u>
<b>Grand Total, UNIVERSITY OF HOUSTON</b>	<u>\$ 169,518,409</u>	<u>\$ 171,810,213</u>

**UNIVERSITY OF HOUSTON**  
(Continued)

**Method of Financing:**

General Revenue Fund	\$ 118,206,822	\$ 119,275,598
<u>General Revenue Fund - Dedicated</u>		
Estimated Board Authorized Tuition Increases Account No. 704	6,791,758	6,699,258
Estimated Statutory Tuition Increases Account No. 708	1,581,607	3,163,216
Estimated Other Educational and General Income Account No. 770	<u>42,938,222</u>	<u>42,672,141</u>
Subtotal, General Revenue - Dedicated	<u>\$ 51,311,587</u>	<u>\$ 52,534,615</u>
<b>Total, Method of Financing</b>	<u><b>\$ 169,518,409</b></u>	<u><b>\$ 171,810,213</b></u>

2. **Small Business Development Center.** Included in the appropriation above to the University of Houston is \$1,650,267 in fiscal year 2000 and \$1,650,266 in fiscal year 2001 for the Small Business Development Center, or its equivalent due to special and general provisions of this Act, contingent upon certification by the Comptroller of Public Accounts that increased activity by the Small Business Development Center will generate at least \$3,300,533 for the biennium in additional revenue to the General Revenue Fund. It is the intent of the Legislature that state funds provided to the Small Business Development Center be used by the center to attract federal funds on a dollar-for-dollar basis.

**UNIVERSITY OF HOUSTON - CLEAR LAKE**

	For the Years Ending August 31, 2000	August 31, 2001
1. Educational and General State Support	<u>\$ 31,949,494</u>	<u>\$ 30,573,090</u>
<b>Grand Total, UNIVERSITY OF HOUSTON - CLEAR LAKE</b>	<u><b>\$ 31,949,494</b></u>	<u><b>\$ 30,573,090</b></u>

**Method of Financing:**

General Revenue Fund	\$ 24,100,095	\$ 22,493,043
<u>General Revenue Fund - Dedicated</u>		
Estimated Board Authorized Tuition Increases Account No. 704	1,624,176	1,624,176
Estimated Statutory Tuition Increases Account No. 708	255,160	510,321
Estimated Other Educational and General Income Account No. 770	<u>5,970,063</u>	<u>5,945,550</u>
Subtotal, General Revenue - Dedicated	<u>\$ 7,849,399</u>	<u>\$ 8,080,047</u>
<b>Total, Method of Financing</b>	<u><b>\$ 31,949,494</b></u>	<u><b>\$ 30,573,090</b></u>

**Number of Full-time Equivalent Positions (FTE) - Appropriated Funds**

	545.0	545.0
--	-------	-------

**UNIVERSITY OF HOUSTON - CLEAR LAKE**  
(Continued)

**Number of Full-time Equivalent Positions (FTE) - Total** 713.0 719.0

1. **Informational Listing of Appropriated Funds.** The appropriations made above for Educational and General State Support are subject to the special and general provisions of this Act and include the following amounts for the purposes indicated.

**A. Goal: INSTRUCTION/OPERATIONS**

Provide Instructional and Operations Support

**Outcome (Results/Impact):**

State Pass Rate of Education EXCET Exam	91%	92%
Dollar Value of External or Sponsored Research Funds (in millions)	2	2
Percent of First-time, Full-time, Degree-seeking Transfer Students Who Earn a Baccalaureate Degree within Four Academic Years (Upper-level Institutions Only)	75%	75%
Retention Rate of First-Time, Full-Time, Degree-Seeking Transfer Students after One Academic Year (Upper-Level Institutions Only)	83%	83%
Percent of Baccalaureate Graduates Who Are First Generation College Graduates	47%	47%
Administrative Cost As a Percent of Total Expenditures	15%	13%

<b>A.1.1. Strategy:</b> OPERATIONS SUPPORT	\$ 23,006,140	\$ 23,224,965	
<b>A.1.2. Strategy:</b> TEACHING EXPERIENCE SUPPLEMENT	\$ 234,766	\$ 236,999	
<b>A.1.3. Strategy:</b> GROWTH SUPPLEMENT	\$ 317,879	\$ 320,903	
<b>A.1.4. Strategy:</b> STAFF GROUP INSURANCE PREMIUMS	\$ 372,328	\$ 400,252	
<b>A.1.5. Strategy:</b> TEXAS PUBLIC EDUCATION GRANTS	\$ 702,988	\$ 724,558	
<b>A.1.6. Strategy:</b> INDIRECT COST RECOVERY Indirect Cost Recovery for Research Related Activities	\$ 76,208	\$ 76,208	
<b>A.1.7. Strategy:</b> CAPITAL EQUITY & EXCELLENCE FUNDING	<u>\$ 402,932</u>	<u>\$ 402,932</u>	
Capital Equity and Excellence Funding			
<b>Total, Goal A: INSTRUCTION/OPERATIONS</b>	<u>\$ 25,113,241</u>	<u>\$ 25,386,817</u>	

**B. Goal: INFRASTRUCTURE SUPPORT**

Provide Infrastructure Support

<b>B.1.1. Strategy:</b> E & G SPACE SUPPORT Educational and General Space Support	\$ 3,267,517	\$ 3,298,597	
<b>B.1.2. Strategy:</b> TUITION REVENUE BOND RETIREMENT	\$ 193,137	\$ 212,077	
<b>B.1.3. Strategy:</b> SKILES ACT REVENUE BOND RETIREMENT	<u>\$ 97,000</u>	<u>\$ 97,000</u>	
<b>Total, Goal B: INFRASTRUCTURE SUPPORT</b>	<u>\$ 3,557,654</u>	<u>\$ 3,607,674</u>	

**C. Goal: SPECIAL ITEM SUPPORT**

Provide Special Item Support

<b>C.1.1. Strategy:</b> HIGH TECHNOLOGIES LABORATORY	\$ 69,229	\$ 69,229	
<b>C.1.2. Strategy:</b> ENVIRONMENTAL STUDIES Houston Partnership for Environmental Studies	\$ 500,001	\$ 500,001	

**UNIVERSITY OF HOUSTON - CLEAR LAKE**  
(Continued)

<b>C.2.1. Strategy:</b> INSTITUTIONAL ENHANCEMENT	\$ 1,009,369	\$ 1,009,369
<b>C.2.2. Strategy:</b> TUITION REVENUE BOND PLANNING	<u>\$ 1,700,000</u>	<u>\$ U.B.</u>
<b>Total, Goal C:</b> SPECIAL ITEM SUPPORT	<u>\$ 3,278,599</u>	<u>\$ 1,578,599</u>
<b>Grand Total, UNIVERSITY OF HOUSTON - CLEAR LAKE</b>	<u><u>\$ 31,949,494</u></u>	<u><u>\$ 30,573,090</u></u>
 <b>Method of Financing:</b>		
General Revenue Fund	\$ 24,100,095	\$ 22,493,043
<u>General Revenue Fund - Dedicated</u>		
Estimated Board Authorized Tuition Increases Account No. 704	1,624,176	1,624,176
Estimated Statutory Tuition Increases Account No. 708	255,160	510,321
Estimated Other Educational and General Income Account No. 770	<u>5,970,063</u>	<u>5,945,550</u>
Subtotal, General Revenue - Dedicated	<u>\$ 7,849,399</u>	<u>\$ 8,080,047</u>
<b>Total, Method of Financing</b>	<u><u>\$ 31,949,494</u></u>	<u><u>\$ 30,573,090</u></u>

**UNIVERSITY OF HOUSTON - DOWNTOWN**

	For the Years Ending	
	<u>August 31, 2000</u>	<u>August 31, 2001</u>
1. Educational and General State Support	<u>\$ 27,151,494</u>	<u>\$ 27,604,505</u>
<b>Grand Total, UNIVERSITY OF HOUSTON - DOWNTOWN</b>	<u><u>\$ 27,151,494</u></u>	<u><u>\$ 27,604,505</u></u>
 <b>Method of Financing:</b>		
General Revenue Fund	\$ 19,303,101	\$ 19,430,370
<u>General Revenue Fund - Dedicated</u>		
Estimated Statutory Tuition Increases Account No. 708	357,918	715,835
Estimated Other Educational and General Income Account No. 770	<u>7,490,475</u>	<u>7,458,300</u>
Subtotal, General Revenue - Dedicated	<u>\$ 7,848,393</u>	<u>\$ 8,174,135</u>
<b>Total, Method of Financing</b>	<u><u>\$ 27,151,494</u></u>	<u><u>\$ 27,604,505</u></u>
 <b>Number of Full-time Equivalent Positions (FTE) - Appropriated Funds</b>	 451.5	 451.5

**UNIVERSITY OF HOUSTON - DOWNTOWN**  
(Continued)

**Number of Full-time Equivalent Positions (FTE) - Total** 629.0 636.0

1. **Informational Listing of Appropriated Funds.** The appropriations made above for Educational and General State Support are subject to the special and general provisions of this Act and include the following amounts for the purposes indicated.

**A. Goal: INSTRUCTION/OPERATIONS**

Provide Instructional and Operations Support

**Outcome (Results/Impact):**

State Pass Rate of Education EXCET Exam	92.6%	93.5%
Percent of First-time, Full-time, Degree-seeking Freshmen Who Earn a Baccalaureate Degree Within Six Academic Years	13%	14.5%
Retention Rate of First-time, Full-time, Degree-seeking Freshmen Students After One Academic Year	68.3%	70.3%
Dollar Value of External or Sponsored Research Funds (in millions)	1.25	1.5
Percent of Lower Division Courses Taught by Tenured Faculty	40%	42%
Percent of Baccalaureate Graduates Who Are First Generation College Graduates	71%	70%
Administrative Cost As a Percent of Total Expenditures	18%	16%

<b>A.1.1. Strategy:</b> OPERATIONS SUPPORT	\$ 14,949,960	\$ 15,220,731
<b>A.1.2. Strategy:</b> TEACHING EXPERIENCE SUPPLEMENT	\$ 364,940	\$ 371,550
<b>A.1.3. Strategy:</b> GROWTH SUPPLEMENT	\$ 233,835	\$ 238,070
<b>A.1.4. Strategy:</b> STAFF GROUP INSURANCE PREMIUMS	\$ 376,524	\$ 404,764
<b>A.1.5. Strategy:</b> TEXAS PUBLIC EDUCATION GRANTS	\$ 998,490	\$ 1,040,018
<b>A.1.6. Strategy:</b> INDIRECT COST RECOVERY Indirect Cost Recovery for Research Related Activities	\$ 63,754	\$ 63,754
<b>A.1.7. Strategy:</b> CAPITAL EQUITY & EXCELLENCE FUNDING	<u>\$ 569,907</u>	<u>\$ 569,907</u>

**Total, Goal A: INSTRUCTION/OPERATIONS** \$ 17,557,410 \$ 17,908,794

**B. Goal: INFRASTRUCTURE SUPPORT**

Provide Infrastructure Support

<b>B.1.1. Strategy:</b> E & G SPACE SUPPORT Educational and General Space Support	\$ 4,212,780	\$ 4,289,081
<b>B.1.2. Strategy:</b> TUITION REVENUE BOND RETIREMENT	\$ 2,679,672	\$ 2,704,998
<b>B.1.3. Strategy:</b> SKILES ACT REVENUE BOND RETIREMENT	<u>\$ 109,155</u>	<u>\$ 109,155</u>

**Total, Goal B: INFRASTRUCTURE SUPPORT** \$ 7,001,607 \$ 7,103,234

**C. Goal: SPECIAL ITEM SUPPORT**

Provide Special Item Support

<b>C.1.1. Strategy:</b> COMMUNITY DEVELOPMENT PROJECT	\$ 300,000	\$ 300,000
---	------------	------------

**UNIVERSITY OF HOUSTON - DOWNTOWN**  
(Continued)

<b>C.2.1. Strategy:</b> INSTITUTIONAL ENHANCEMENT	\$ <u>2,292,477</u>	\$ <u>2,292,477</u>
<b>Total, Goal C:</b> SPECIAL ITEM SUPPORT	\$ <u>2,592,477</u>	\$ <u>2,592,477</u>
<b>Grand Total, UNIVERSITY OF HOUSTON - DOWNTOWN</b>	<u>\$ 27,151,494</u>	<u>\$ 27,604,505</u>
 <b>Method of Financing:</b>		
General Revenue Fund	\$ 19,303,101	\$ 19,430,370
 <u>General Revenue Fund - Dedicated</u>		
Estimated Statutory Tuition Increases Account No. 708	357,918	715,835
Estimated Other Educational and General Income Account No. 770	<u>7,490,475</u>	<u>7,458,300</u>
Subtotal, General Revenue - Dedicated	<u>\$ 7,848,393</u>	<u>\$ 8,174,135</u>
<b>Total, Method of Financing</b>	<u>\$ 27,151,494</u>	<u>\$ 27,604,505</u>

## UNIVERSITY OF HOUSTON - VICTORIA

	For the Years Ending	
	August 31, 2000	August 31, 2001
1. Educational and General State Support	\$ 9,381,448	\$ 9,448,062
<b>Grand Total, UNIVERSITY OF HOUSTON - VICTORIA</b>	<b>\$ 9,381,448</b>	<b>\$ 9,448,062</b>

**Method of Financing:**

General Revenue Fund	\$ 8,295,339	\$ 8,314,668
----------------------	--------------	--------------

General Revenue Fund - Dedicated

Estimated Board Authorized Tuition Increases Account No. 704	247,506	247,506
Estimated Statutory Tuition Increases Account No. 708	50,346	100,691
Estimated Other Educational and General Income Account No. 770	788,257	785,197

Subtotal, General Revenue - Dedicated	\$ 1,086,109	\$ 1,133,394
---------------------------------------	--------------	--------------

<b>Total, Method of Financing</b>	<b>\$ 9,381,448</b>	<b>\$ 9,448,062</b>
-----------------------------------	---------------------	---------------------

**Number of Full-time Equivalent Positions (FTE) - Appropriated Funds**

	124.0	124.0
<b>Number of Full-time Equivalent Positions (FTE) - Total</b>	164.0	165.0

1. **Informational Listing of Appropriated Funds.** The appropriations made above for Educational and General State Support are subject to the special and general provisions of this Act and include the following amounts for the purposes indicated.

**A. Goal: INSTRUCTION/OPERATIONS**

Provide Instructional and Operations Support

**Outcome (Results/Impact):**

State Pass Rate of Education EXCET Exam	95%	95%
Percent of first-time, full-time, degree-seeking transfer students who earn a baccalaureate degree within four academic years (upper-level institutions only)	74.5%	74.5%
Retention Rate of First-Time, Full-Time, Degree-Seeking Transfer Students after One Academic Year (Upper-Level Institutions Only)	85%	85%
Administrative Cost As a Percent of Total Expenditures	9.8%	9.8%

A.1.1. Strategy: OPERATIONS SUPPORT	\$ 4,083,561	\$ 4,117,192
A.1.2. Strategy: TEACHING EXPERIENCE SUPPLEMENT	\$ 55,433	\$ 55,889
A.1.3. Strategy: GROWTH SUPPLEMENT	\$ 61,848	\$ 62,358
A.1.4. Strategy: STAFF GROUP INSURANCE PREMIUMS	\$ 55,119	\$ 59,253
A.1.5. Strategy: TEXAS PUBLIC EDUCATION GRANTS	\$ 203,984	\$ 211,581

**UNIVERSITY OF HOUSTON - VICTORIA**  
(Continued)

<b>A.1.6. Strategy:</b> INDIRECT COST RECOVERY	\$	7,023	\$	7,023
Indirect Cost Recovery for Research Related Activities				
<b>A.1.7. Strategy:</b> CAPITAL EQUITY & EXCELLENCE FUNDING	\$	<u>173,417</u>	\$	<u>173,417</u>
Capital Equity and Excellence Funding				
<b>Total, Goal A:</b> INSTRUCTION/OPERATIONS	\$	<u>4,640,385</u>	\$	<u>4,686,713</u>
<b>B. Goal:</b> INFRASTRUCTURE SUPPORT				
Provide Infrastructure Support				
<b>B.1.1. Strategy:</b> E & G SPACE SUPPORT	\$	1,912,279	\$	1,928,027
Educational and General Space Support				
<b>B.1.2. Strategy:</b> TUITION REVENUE BOND RETIREMENT	\$	1,495,630	\$	1,500,168
<b>B.1.3. Strategy:</b> SKILES ACT REVENUE BOND RETIREMENT	\$	<u>23,780</u>	\$	<u>23,780</u>
<b>Total, Goal B:</b> INFRASTRUCTURE SUPPORT	\$	<u>3,431,689</u>	\$	<u>3,451,975</u>
<b>C. Goal:</b> SPECIAL ITEM SUPPORT				
Provide Special Item Support				
<b>C.1.1. Strategy:</b> REGIONAL OUTREACH CENTER	\$	300,000	\$	300,000
Center for Regional Outreach				
<b>C.2.1. Strategy:</b> INSTITUTIONAL ENHANCEMENT	\$	<u>1,009,374</u>	\$	<u>1,009,374</u>
<b>Total, Goal C:</b> SPECIAL ITEM SUPPORT	\$	<u>1,309,374</u>	\$	<u>1,309,374</u>
<b>Grand Total, UNIVERSITY OF HOUSTON - VICTORIA</b>	\$	<u><u>9,381,448</u></u>	\$	<u><u>9,448,062</u></u>
<b>Method of Financing:</b>				
General Revenue Fund	\$	8,295,339	\$	8,314,668
<u>General Revenue Fund - Dedicated</u>				
Estimated Board Authorized Tuition Increases Account No. 704		247,506		247,506
Estimated Statutory Tuition Increases Account No. 708		50,346		100,691
Estimated Other Educational and General Income Account No. 770		<u>788,257</u>		<u>785,197</u>
Subtotal, General Revenue - Dedicated	\$	<u>1,086,109</u>	\$	<u>1,133,394</u>
<b>Total, Method of Financing</b>	\$	<u><u>9,381,448</u></u>	\$	<u><u>9,448,062</u></u>



# MIDWESTERN STATE UNIVERSITY

	<u>For the Years Ending</u> <u>August 31,</u> <u>2000</u>	<u>August 31,</u> <u>2001</u>
1. Educational and General State Support	\$ 24,328,437	\$ 22,279,543
<b>Grand Total, MIDWESTERN STATE UNIVERSITY</b>	<u>\$ 24,328,437</u>	<u>\$ 22,279,543</u>
<b>Method of Financing:</b>		
General Revenue Fund	\$ 18,606,818	\$ 16,290,498
<u>General Revenue Fund - Dedicated</u>		
Estimated Board Authorized Tuition Increases Account No. 704	81,500	81,500
Estimated Statutory Tuition Increases Account No. 708	462,310	924,621
Estimated Other Educational and General Income Account No. 770	<u>5,177,809</u>	<u>4,982,924</u>
Subtotal, General Revenue - Dedicated	<u>\$ 5,721,619</u>	<u>\$ 5,989,045</u>
<b>Total, Method of Financing</b>	<u>\$ 24,328,437</u>	<u>\$ 22,279,543</u>
<b>Number of Full-time Equivalent Positions (FTE) - Appropriated Funds</b>	501.5	501.5
<b>Number of Full-time Equivalent Positions (FTE) - Total</b>	633.5	636.5

1. **Informational Listing of Appropriated Funds.** The appropriations made above for Educational and General State Support are subject to the special and general provisions of this Act and include the following amounts for the purposes indicated.

**A. Goal: INSTRUCTION/OPERATIONS**

Provide Instructional and Operations Support

**Outcome (Results/Impact):**

State Licensure Pass Rate of Nursing Graduates	85%	85%
State Pass Rate of Education EXCET Exam	92%	92%
Percent of First-time, Full-time, Degree-seeking Freshmen Who Earn a Baccalaureate Degree Within Six Academic Years	27%	28%
Retention Rate of First-time, Full-time, Degree-seeking Freshmen Students After One Academic Year	67%	68%
Percent of Lower Division Courses Taught by Tenured Faculty	65%	65%
Percent of Baccalaureate Graduates Who Are First Generation College Graduates	40%	40%
Administrative Cost As a Percent of Total Expenditures	9.9%	9.9%

<b>A.1.1. Strategy: OPERATIONS SUPPORT</b>	\$ 13,983,803	\$ 14,345,568
<b>A.1.2. Strategy: TEACHING EXPERIENCE SUPPLEMENT</b>	\$ 382,789	\$ 392,692
<b>A.1.3. Strategy: GROWTH SUPPLEMENT</b>	\$ 182,045	\$ 186,754
<b>A.1.4. Strategy: STAFF GROUP INSURANCE PREMIUMS</b>	\$ 294,439	\$ 316,522

**MIDWESTERN STATE UNIVERSITY**

(Continued)

<b>A.1.5. Strategy:</b> TEXAS PUBLIC EDUCATION GRANTS	\$	781,856	\$	819,188
<b>A.1.6. Strategy:</b> INDIRECT COST RECOVERY Indirect Cost Recovery for Research Related Activities	\$	22,909	\$	22,909
<b>A.1.7. Strategy:</b> FORMULA HOLD HARMLESS	\$	318,360	\$	318,360
<b>A.1.8. Strategy:</b> CAPITAL EQUITY & EXCELLENCE FUNDING Capital Equity and Excellence Funding	\$	<u>314,459</u>	\$	<u>314,459</u>
<b>Total, Goal A:</b> INSTRUCTION/OPERATIONS	\$	<u>16,280,660</u>	\$	<u>16,716,452</u>
<b>B. Goal:</b> INFRASTRUCTURE SUPPORT				
Provide Infrastructure Support				
<b>B.1.1. Strategy:</b> E & G SPACE SUPPORT Educational and General Space Support	\$	3,321,710	\$	3,407,644
<b>B.1.2. Strategy:</b> TUITION REVENUE BOND RETIREMENT	\$	695,583	\$	694,963
<b>B.1.3. Strategy:</b> SKILES ACT REVENUE BOND RETIREMENT	\$	<u>66,000</u>	\$	<u>66,000</u>
<b>Total, Goal B:</b> INFRASTRUCTURE SUPPORT	\$	<u>4,083,293</u>	\$	<u>4,168,607</u>
<b>C. Goal:</b> SPECIAL ITEM SUPPORT				
Provide Special Item Support				
<b>C.1.1. Strategy:</b> SIKES LAKE DREDGING Matching funds needed for dredging 21 acre lake on campus	\$	750,000	\$	0
<b>C.1.2. Strategy:</b> ELECTRICAL DISTRIBUTION SYSTEM	\$	1,700,000	\$	0
<b>C.1.3. Strategy:</b> INSTITUTIONAL ENHANCEMENT	\$	<u>1,514,484</u>	\$	<u>1,394,484</u>
<b>Total, Goal C:</b> SPECIAL ITEM SUPPORT	\$	<u>3,964,484</u>	\$	<u>1,394,484</u>
<b>Grand Total, MIDWESTERN STATE UNIVERSITY</b>	\$	<u>24,328,437</u>	\$	<u>22,279,543</u>
<b>Method of Financing:</b>				
General Revenue Fund	\$	18,606,818	\$	16,290,498
<u>General Revenue Fund - Dedicated</u>				
Estimated Board Authorized Tuition Increases Account No. 704		81,500		81,500
Estimated Statutory Tuition Increases Account No. 708		462,310		924,621
Estimated Other Educational and General Income Account No. 770		<u>5,177,809</u>		<u>4,982,924</u>
Subtotal, General Revenue - Dedicated	\$	<u>5,721,619</u>	\$	<u>5,989,045</u>
<b>Total, Method of Financing</b>	\$	<u>24,328,437</u>	\$	<u>22,279,543</u>

**MIDWESTERN STATE UNIVERSITY**  
(Continued)

2. **Appropriation of Special Mineral Fund.** The balance of funds on hand for the year ending August 31, 1999, in the Midwestern State University Special Mineral Fund No. 412 and any income during the biennium beginning September 1, 1999, deposited to that fund are hereby appropriated to Midwestern State University for the general operations of the university. Mineral Funds estimated to be \$4,000 in 2000 and \$4,000 in 2001.
3. **Appropriation, Governing Board.** Out of the funds appropriated herein, an amount not to exceed \$25,000 in each year of the biennium shall be for all expenses associated with the governing board's duties including, but not limited to: travel, entertainment, lodging, and expenses of state employees who provide services for the governing board.

A separate record of the board's expenditures shall be kept and retained in the same manner as the fiscal records of the institution(s) the board governs. No funds may be used for the governing board's expenses except for the specific amounts designated above. Funds appropriated for the governing board's expenses may be used for any other purpose covered by this Act.

**UNIVERSITY OF NORTH TEXAS**

	For the Years Ending	
	August 31, 2000	August 31, 2001
1. Educational and General State Support	\$ 120,124,846	\$ 117,628,623
<b>Grand Total, UNIVERSITY OF NORTH TEXAS</b>	<b>\$ 120,124,846</b>	<b>\$ 117,628,623</b>
 <b>Method of Financing:</b>		
General Revenue Fund	\$ 89,162,578	\$ 85,505,964
 <u>General Revenue Fund - Dedicated</u>		
Estimated Board Authorized Tuition Increases Account No. 704	2,364,250	2,360,966
Estimated Statutory Tuition Increases Account No. 708	1,490,932	2,981,865
Estimated Other Educational and General Income Account No. 770	27,107,086	26,779,828
Subtotal, General Revenue - Dedicated	\$ 30,962,268	\$ 32,122,659
<b>Total, Method of Financing</b>	<b>\$ 120,124,846</b>	<b>\$ 117,628,623</b>
 <b>Number of Full-time Equivalent Positions (FTE) - Appropriated Funds</b>	 2,595.5	 2,595.5
 <b>Number of Full-time Equivalent Positions (FTE) - Total</b>	 3,713.0	 3,727.5

# UNIVERSITY OF NORTH TEXAS

(Continued)

1. **Informational Listing of Appropriated Funds.** The appropriations made above for Educational and General State Support are subject to the special and general provisions of this Act and include the following amounts for the purposes indicated.

**A. Goal: INSTRUCTION/OPERATIONS**

Provide Instructional and Operations Support

**Outcome (Results/Impact):**

State Pass Rate of Education EXCET Exam	95%	96%
Percent of First-time, Full-time, Degree-seeking Freshmen Who Earn a Baccalaureate Degree Within Six Academic Years	43%	44%
Retention Rate of First-time, Full-time, Degree-seeking Freshmen Students After One Academic Year	73%	74%
Dollar Value of External or Sponsored Research Funds (in millions)	10	11
Percent of Lower Division Courses Taught by Tenured Faculty	49%	50%
Percent of Baccalaureate Graduates Who Are First Generation College Graduates	18%	20%
Administrative Cost As a Percent of Total Expenditures	9.23%	9.23%

<b>A.1.1. Strategy:</b> OPERATIONS SUPPORT	\$ 80,815,825	\$ 82,016,440
<b>A.1.2. Strategy:</b> TEACHING EXPERIENCE SUPPLEMENT	\$ 1,489,221	\$ 1,511,345
<b>A.1.3. Strategy:</b> GROWTH SUPPLEMENT	\$ 1,289,484	\$ 1,308,641
<b>A.1.4. Strategy:</b> STAFF GROUP INSURANCE PREMIUMS	\$ 2,065,676	\$ 2,220,601
<b>A.1.5. Strategy:</b> TEXAS PUBLIC EDUCATION GRANTS	\$ 3,549,596	\$ 3,691,945
<b>A.1.6. Strategy:</b> INDIRECT COST RECOVERY Indirect Cost Recovery for Research Related Activities	\$ 405,860	\$ 405,860
<b>A.1.7. Strategy:</b> ORGANIZED ACTIVITIES	\$ 283,056	\$ 283,056
<b>A.1.8. Strategy:</b> CAPITAL EQUITY & EXCELLENCE FUNDING Capital Equity and Excellence Funding	<u>\$ 1,883,959</u>	<u>\$ 1,883,959</u>
<b>Total, Goal A: INSTRUCTION/OPERATIONS</b>	<u>\$ 91,782,677</u>	<u>\$ 93,321,847</u>

**B. Goal: INFRASTRUCTURE SUPPORT**

Provide Infrastructure Support

<b>B.1.1. Strategy:</b> E & G SPACE SUPPORT Educational and General Space Support	\$ 16,542,123	\$ 16,787,876
<b>B.1.2. Strategy:</b> TUITION REVENUE BOND RETIREMENT	\$ 3,571,779	\$ 3,490,633
<b>B.1.3. Strategy:</b> SKILES ACT REVENUE BOND RETIREMENT	<u>\$ 281,000</u>	<u>\$ 281,000</u>
<b>Total, Goal B: INFRASTRUCTURE SUPPORT</b>	<u>\$ 20,394,902</u>	<u>\$ 20,559,509</u>

**C. Goal: SPECIAL ITEM SUPPORT**

Provide Special Item Support

<b>C.1.1. Strategy:</b> MATH & SCIENCE ACADEMY Texas Academy of Math and Science	\$ 1,757,394	\$ 1,757,394
<b>C.1.2. Strategy:</b> NORTH TEXAS AREA UNIVERSITIES Federation of North Texas Area Universities	\$ 693,712	\$ 693,712

**UNIVERSITY OF NORTH TEXAS**  
(Continued)

<b>C.1.3. Strategy:</b> UNT SYSTEM CENTER AT DALLAS	\$ 4,200,000	\$ U.B.
<b>C.2.1. Strategy:</b> APPLIED SCIENCES Institute of Applied Sciences	\$ 72,294	\$ 72,294
<b>C.3.1. Strategy:</b> EMERGENCY MANAGEMENT Center for Studies in Emergency Management	\$ 58,058	\$ 58,058
<b>C.3.2. Strategy:</b> CENTER FOR VOLUNTEERISM Educational Center for Volunteerism	\$ 100,000	\$ 100,000
<b>C.4.1. Strategy:</b> INSTITUTIONAL ENHANCEMENT	<u>\$ 1,065,809</u>	<u>\$ 1,065,809</u>
<b>Total, Goal C:</b> SPECIAL ITEM SUPPORT	<u>\$ 7,947,267</u>	<u>\$ 3,747,267</u>
<b>Grand Total, UNIVERSITY OF NORTH TEXAS</b>	<u>\$ 120,124,846</u>	<u>\$ 117,628,623</u>

**Method of Financing:**

General Revenue Fund	\$ 89,162,578	\$ 85,505,964
<u>General Revenue Fund - Dedicated</u>		
Estimated Board Authorized Tuition Increases Account No. 704	2,364,250	2,360,966
Estimated Statutory Tuition Increases Account No. 708	1,490,932	2,981,865
Estimated Other Educational and General Income Account No. 770	<u>27,107,086</u>	<u>26,779,828</u>
Subtotal, General Revenue - Dedicated	<u>\$ 30,962,268</u>	<u>\$ 32,122,659</u>
<b>Total, Method of Financing</b>	<u>\$ 120,124,846</u>	<u>\$ 117,628,623</u>

2. **Academic or Policy Research Program.** The Board of Regents of the University of North Texas is hereby authorized to use available funds or to enter into contracts, accept grants or matching grants for the purpose of establishing an academic or policy research program in conjunction with the Federal Emergency Management Agency (FEMA).

3. **Appropriation, Governing Board.** Out of the funds appropriated herein, an amount not to exceed \$53,000 in each year of the biennium shall be for all expenses associated with the governing board's duties including, but not limited to: travel, entertainment, lodging, and expenses of state employees who provide services for the governing board.

A separate record of the board's expenditures shall be kept and retained in the same manner as the fiscal records of the institution(s) the board governs. No funds may be used for the governing board's expenses except for the specific amounts designated above. Funds appropriated for the governing board's expenses may be used for any other purpose covered by this Act.

4. **Texas Academy of Mathematics and Science.** Notwithstanding any other provision of this Act, the University of North Texas may not transfer money appropriated under Strategy C.1.1., for the purpose of funding the Texas Academy of Mathematics and Science, to another purpose.

**UNIVERSITY OF NORTH TEXAS**  
(Continued)

5. **Federation of North Texas Area Universities.** The Comptroller of Public Accounts shall pay all warrants drawn on the identified strategy of the Federation of North Texas Area Universities for expenses incurred on federation business regardless of which member institution of the federation the payee is an employee.
6. **University of North Texas System Center at Dallas.** Out of funds available to the University of North Texas, the University of North Texas shall spend at least \$4,970,000 in fiscal year 2000 and at least \$4,240,000 in fiscal year 2001 to establish, operate, and maintain the University of North Texas System Center at Dallas. Any unexpended balances as of August 31, 2000, are hereby reappropriated for the sole purpose of operating and maintaining the Center at Dallas for the fiscal year beginning September 1, 2000. The University of North Texas is authorized to negotiate and enter into a lease for the Center at Dallas.

**STEPHEN F. AUSTIN STATE UNIVERSITY**

	For the Years Ending	
	August 31, 2000	August 31, 2001
1. Educational and General State Support	\$ 51,393,721	\$ 51,393,261
<b>Grand Total, STEPHEN F. AUSTIN STATE UNIVERSITY</b>	<b>\$ 51,393,721</b>	<b>\$ 51,393,261</b>
 <b>Method of Financing:</b>		
General Revenue Fund	\$ 38,369,318	\$ 37,738,292
 <u>General Revenue Fund - Dedicated</u>		
Estimated Statutory Tuition Increases Account No. 708	845,197	1,690,395
Estimated Other Educational and General Income Account No. 770	12,179,206	11,964,574
Subtotal, General Revenue - Dedicated	\$ 13,024,403	\$ 13,654,969
<b>Total, Method of Financing</b>	<b>\$ 51,393,721</b>	<b>\$ 51,393,261</b>
 <b>Number of Full-time Equivalent Positions (FTE) - Appropriated Funds</b>		
	1,413.0	1,413.0
 <b>Number of Full-time Equivalent Positions (FTE) - Total</b>		
	3,276.5	3,276.5

1. **Informational Listing of Appropriated Funds.** The appropriations made above for Educational and General State Support are subject to the special and general provisions of this Act and include the following amounts for the purposes indicated.

**A. Goal: INSTRUCTION/OPERATIONS**

Provide Instructional and Operations Support

**Outcome (Results/Impact):**

State Licensure Pass Rate of Nursing Graduates	90%	90%
State Pass Rate of Education EXCET Exam	85%	87%

**STEPHEN F. AUSTIN STATE UNIVERSITY**

(Continued)

Percent of First-time, Full-time, Degree-seeking Freshmen Who Earn a Baccalaureate Degree Within Six Academic Years	39%	40%
Retention Rate of First-time, Full-time, Degree-seeking Freshmen Students After One Academic Year	62%	64%
Dollar Value of External or Sponsored Research Funds (in millions)	4.3	4.4
Percent of Lower Division Courses Taught by Tenured Faculty	60%	60%
Percent of Baccalaureate Graduates Who Are First Generation College Graduates	29.7%	29.7%
Administrative Cost As a Percent of Total Expenditures	10.01%	10.01%

<b>A.1.1. Strategy:</b> OPERATIONS SUPPORT	\$ 33,751,777	\$ 34,418,614
<b>A.1.2. Strategy:</b> TEACHING EXPERIENCE SUPPLEMENT	\$ 952,858	\$ 971,684
<b>A.1.3. Strategy:</b> GROWTH SUPPLEMENT	\$ 663,157	\$ 676,259
<b>A.1.4. Strategy:</b> STAFF GROUP INSURANCE PREMIUMS	\$ 824,121	\$ 885,930
<b>A.1.5. Strategy:</b> TEXAS PUBLIC EDUCATION GRANTS	\$ 1,908,169	\$ 2,004,004
<b>A.1.6. Strategy:</b> INDIRECT COST RECOVERY Indirect Cost Recovery for Research Related Activities	\$ 99,541	\$ 99,541
<b>A.1.7. Strategy:</b> ORGANIZED ACTIVITIES	\$ 462,453	\$ 462,453
<b>A.1.8. Strategy:</b> CAPITAL EQUITY & EXCELLENCE FUNDING	\$ 693,549	\$ 693,549
Capital Equity and Excellence Funding		
<b>Total, Goal A: INSTRUCTION/OPERATIONS</b>	<u>\$ 39,355,625</u>	<u>\$ 40,212,034</u>

**B. Goal: INFRASTRUCTURE SUPPORT**

Provide Infrastructure Support

<b>B.1.1. Strategy:</b> E & G SPACE SUPPORT Educational and General Space Support	\$ 7,411,694	\$ 7,558,128
<b>B.1.2. Strategy:</b> TUITION REVENUE BOND RETIREMENT	\$ 465,428	\$ 466,932
<b>B.1.3. Strategy:</b> SKILES ACT REVENUE BOND RETIREMENT	\$ 162,470	\$ 162,470
<b>Total, Goal B: INFRASTRUCTURE SUPPORT</b>	<u>\$ 8,039,592</u>	<u>\$ 8,187,530</u>

**C. Goal: SPECIAL ITEM SUPPORT**

Provide Special Item Support

<b>C.1.1. Strategy:</b> APPLIED FORESTRY STUDIES Center for Applied Studies in Forestry	\$ 646,406	\$ 646,405
<b>C.2.1. Strategy:</b> STONE FORT MUSEUM AND RESEARCH CNTR Stone Fort Museum and Research Center of East Texas	\$ 163,239	\$ 161,333
<b>C.2.2. Strategy:</b> SOIL PLANT & WATER ANALYSIS LAB Soil Plant and Water Analysis Laboratory	\$ 93,119	\$ 92,031
<b>C.2.3. Strategy:</b> APPLIED POULTRY STUDIES & RESEARCH Applied Poultry Studies and Research	\$ 87,821	\$ 86,795
<b>C.3.1. Strategy:</b> INSTITUTIONAL ENHANCEMENT	\$ 2,007,919	\$ 2,007,133

**STEPHEN F. AUSTIN STATE UNIVERSITY**  
(Continued)

<b>C.3.2. Strategy:</b> SOCIAL WORK BUILDING RENOVATION	\$ 1,000,000	\$ U.B.
School of Social Work Building Renovation		
<b>Total, Goal C:</b> SPECIAL ITEM SUPPORT	<u>\$ 3,998,504</u>	<u>\$ 2,993,697</u>
<b>Grand Total, STEPHEN F. AUSTIN STATE UNIVERSITY</b>	<u>\$ 51,393,721</u>	<u>\$ 51,393,261</u>
 <b>Method of Financing:</b>		
General Revenue Fund	\$ 38,369,318	\$ 37,738,292
<u>General Revenue Fund - Dedicated</u>		
Estimated Statutory Tuition Increases Account No. 708	845,197	1,690,395
Estimated Other Educational and General Income Account No. 770	<u>12,179,206</u>	<u>11,964,574</u>
Subtotal, General Revenue - Dedicated	<u>\$ 13,024,403</u>	<u>\$ 13,654,969</u>
<b>Total, Method of Financing</b>	<u>\$ 51,393,721</u>	<u>\$ 51,393,261</u>

2. **Appropriation of Special Mineral Fund.** Any unexpended balance as of August 31, 1999, and income during the biennium beginning September 1, 1999, in the Stephen F. Austin University Special Mineral Fund No. 241 are hereby appropriated to Stephen F. Austin State University to support the instructional and research programs of the university.
3. **Appropriation, Governing Board.** Out of the funds appropriated herein, an amount not to exceed \$30,000 in each year of the biennium shall be for all expenses associated with the governing board's duties including, but not limited to: travel, entertainment, lodging, and expenses of state employees who provide services for the governing board.

A separate record of the board's expenditures shall be kept and retained in the same manner as the fiscal records of the institution(s) the board governs. No funds may be used for the governing board's expenses except for the specific amounts designated above. Funds appropriated for the governing board's expenses may be used for any other purpose covered by this Act.

**TEXAS SOUTHERN UNIVERSITY**

	For the Years Ending	
	August 31, 2000	August 31, 2001
1. Educational and General State Support	<u>\$ 43,293,755</u>	<u>\$ 41,990,390</u>
<b>Grand Total, TEXAS SOUTHERN UNIVERSITY</b>	<u>\$ 43,293,755</u>	<u>\$ 41,990,390</u>



**TEXAS SOUTHERN UNIVERSITY**  
(Continued)

**Method of Financing:**

General Revenue Fund	\$ 32,064,170	\$ 30,433,932
----------------------	---------------	---------------

General Revenue Fund - Dedicated

Estimated Board Authorized Tuition Increases Account No. 704	1,135,960	1,135,960
Estimated Statutory Tuition Increases Account No. 708	382,962	765,924
Estimated Other Educational and General Income Account No. 770	<u>9,710,663</u>	<u>9,654,574</u>

Subtotal, General Revenue - Dedicated	<u>\$ 11,229,585</u>	<u>\$ 11,556,458</u>
---------------------------------------	----------------------	----------------------

<b>Total, Method of Financing</b>	<u><b>\$ 43,293,755</b></u>	<u><b>\$ 41,990,390</b></u>
-----------------------------------	-----------------------------	-----------------------------

<b>Number of Full-time Equivalent Positions (FTE) - Appropriated Funds</b>	695.0	695.0
--	-------	-------

<b>Number of Full-time Equivalent Positions (FTE) - Total</b>	1,031.0	1,031.0
---	---------	---------

1. **Informational Listing of Appropriated Funds.** The appropriations made above for Educational and General State Support are subject to the special and general provisions of this Act and include the following amounts for the purposes indicated.

**A. Goal: INSTRUCTION/OPERATIONS**

Provide Instructional and Operations Support

**Outcome (Results/Impact):**

State Licensure Pass Rate of Law Graduates	84%	84%
State Licensure Pass Rate of Pharmacy Graduates	89%	89%
State Pass Rate of Education EXCET Exam	77%	80%
Percent of First-time, Full-time, Degree-seeking Freshmen Who Earn a Baccalaureate Degree Within Six Academic Years	15%	17%
Retention Rate of First-time, Full-time, Degree-seeking Freshmen Students After One Academic Year	60%	62%
Dollar Value of External or Sponsored Research Funds (in millions)	17	17
Percent of Lower Division Courses Taught by Tenured Faculty	60%	60%
Percent of Baccalaureate Graduates Who Are First Generation College Graduates	43%	43%
Administrative Cost As a Percent of Total Expenditures	12%	12%

A.1.1. Strategy: OPERATIONS SUPPORT	\$ 21,809,499	\$ 22,111,476
-------------------------------------	---------------	---------------

A.1.2. Strategy: TEACHING EXPERIENCE SUPPLEMENT	\$ 443,010	\$ 449,144
---	------------	------------

A.1.3. Strategy: STAFF GROUP INSURANCE PREMIUMS	\$ 456,062	\$ 490,267
---	------------	------------

A.1.4. Strategy: TEXAS PUBLIC EDUCATION GRANTS	\$ 1,122,095	\$ 1,157,341
--	--------------	--------------

A.1.5. Strategy: INDIRECT COST RECOVERY Indirect Cost Recovery for Research Related Activities	\$ 500,000	\$ 500,000
--	------------	------------

A.1.6. Strategy: ORGANIZED ACTIVITIES	\$ 84,336	\$ 84,336
---------------------------------------	-----------	-----------

A.1.7. Strategy: FORMULA HOLD HARMLESS	\$ 3,078,040	\$ 3,078,040
--	--------------	--------------

**TEXAS SOUTHERN UNIVERSITY**  
(Continued)

<b>A.1.8. Strategy:</b> CAPITAL EQUITY & EXCELLENCE FUNDING	\$ <u>647,228</u>	\$ <u>647,228</u>
Capital Equity and Excellence Funding		
<b>Total, Goal A: INSTRUCTION/OPERATIONS</b>	<b>\$ <u>28,140,270</u></b>	<b>\$ <u>28,517,832</u></b>
<b>B. Goal: INFRASTRUCTURE SUPPORT</b>		
Provide Infrastructure Support		
<b>B.1.1. Strategy:</b> E & G SPACE SUPPORT Educational and General Space Support	\$ 5,405,876	\$ 5,480,726
<b>B.1.2. Strategy:</b> TUITION REVENUE BOND RETIREMENT	\$ 1,414,573	\$ 1,411,391
<b>B.1.3. Strategy:</b> SKILES ACT REVENUE BOND RETIREMENT	<u>\$ 76,053</u>	<u>\$ 76,053</u>
<b>Total, Goal B: INFRASTRUCTURE SUPPORT</b>	<b>\$ <u>6,896,502</u></b>	<b>\$ <u>6,968,170</u></b>
<b>C. Goal: SPECIAL ITEM SUPPORT</b>		
Provide Special Item Support		
<b>C.1.1. Strategy:</b> SCHOOL OF LAW Thurgood Marshall School of Law	\$ 403,819	\$ 403,819
<b>C.1.2. Strategy:</b> ACCREDITATION-BUSINESS Accreditation Continuation-Business	\$ 82,464	\$ 82,464
<b>C.1.3. Strategy:</b> ACCREDITATION-PHARMACY Accreditation Continuation-Pharmacy	\$ 83,176	\$ 83,176
<b>C.1.4. Strategy:</b> ACCREDITATION-EDUCATION Accreditation Continuation-Education	\$ 104,200	\$ 104,200
<b>C.1.5. Strategy:</b> TX-PHARM PROGRAM	\$ 341,337	\$ 688,741
<b>C.2.1. Strategy:</b> MICKEY LELAND CENTER Mickey Leland Center on World Hunger and Peace	\$ 80,582	\$ 80,582
<b>C.2.2. Strategy:</b> COMMUNITY REDEVELOPMENT Community Redevelopment Project	\$ 100,000	\$ 100,000
<b>C.2.3. Strategy:</b> TEXAS SUMMER ACADEMY	\$ 500,000	\$ 500,000
<b>C.3.1. Strategy:</b> MIS/FISCAL OPERATIONS Integrated Plan to Improve MIS and Fiscal Operations	\$ 164,890	\$ 164,890
<b>C.3.2. Strategy:</b> INSTITUTIONAL ENHANCEMENT	\$ 4,296,515	\$ 4,296,516
<b>C.3.3. Strategy:</b> LIBRARY HOLDINGS UPGRADE Library Holdings Upgrade and Card Catalog Replacement	<u>\$ 900,000</u>	<u>\$ 0</u>
<b>C.3.4. Strategy:</b> HUMAN RESOURCES UPGRADE Human Resources Function Upgrade	<u>\$ 1,200,000</u>	<u>\$ U.B.</u>
<b>Total, Goal C: SPECIAL ITEM SUPPORT</b>	<b>\$ <u>8,256,983</u></b>	<b>\$ <u>6,504,388</u></b>
<b>Grand Total, TEXAS SOUTHERN UNIVERSITY</b>	<b>\$ <u>43,293,755</u></b>	<b>\$ <u>41,990,390</u></b>

**TEXAS SOUTHERN UNIVERSITY**  
(Continued)

**Method of Financing:**

General Revenue Fund	\$ 32,064,170	\$ 30,433,932
<u>General Revenue Fund - Dedicated</u>		
Estimated Board Authorized Tuition Increases Account No. 704	1,135,960	1,135,960
Estimated Statutory Tuition Increases Account No. 708	382,962	765,924
Estimated Other Educational and General Income Account No. 770	<u>9,710,663</u>	<u>9,654,574</u>
Subtotal, General Revenue - Dedicated	<u>\$ 11,229,585</u>	<u>\$ 11,556,458</u>
<b>Total, Method of Financing</b>	<u><b>\$ 43,293,755</b></u>	<u><b>\$ 41,990,390</b></u>

2. **Program Enhancements for Texas Southern University.** It is the intent of the Legislature that for Thurgood Marshall School of Law, Accreditation Continuation-Business, Accreditation Continuation-Pharmacy, Accreditation Continuation-Education, Texas Southern University shall, prior to September 1, 1999, submit to the Texas Higher Education Coordinating Board and the Legislative Budget Board a detailed plan for the use of these funds in order to maintain or achieve accreditation for the specified program or department.
  
3. **Thurgood Marshall School of Law.** In addition to general revenue funds identified above for the operation and maintenance of the Thurgood Marshall School of Law, all tuition and fee revenues generated through enrollment in the School of Law, including Texas Public Education Grants and Emergency Loans under Chapter 56 (Student Financial Aid Assistance), shall be allocated for use by the School of Law and may only be expended for purposes related to the operation and maintenance of the School of Law and its students.
  
4. **Appropriation, Governing Board.** Out of funds appropriated herein, an amount not to exceed \$30,000 in each year of the biennium shall be for all expenses associated with the governing board's duties including, but not limited to: travel, entertainment, lodging, and expenses of state employees who provide services for the governing board.  
  
A separate record of the board's expenditures shall be kept and retained in the same manner as the fiscal records of the institution(s) the board governs. No funds may be used for the governing board's expenses except for the specific amounts designated above. Funds appropriated for the governing board's expenses may be used for any other purpose covered by this Act.
  
5. **Reporting Requirements.** The Board of Regents of Texas Southern University shall implement and maintain management and financial procedures and comprehensive internal oversight systems and controls at Texas Southern University, including finance and accounting, human resources, management information systems, planning and communications, and student financial aid. The university shall comply with timelines, benchmarks, and outcomes in a plan, developed by the university in consultation with the State Auditor's Office, the Comptroller of Public Accounts' Office, and other appropriate agencies, for fully implementing policies, procedures, and control systems for each of the areas listed above.

The university shall provide status reports on a quarterly basis, or more frequently if requested by the State Auditor's Office, to the Board of Regents, Governor, Legislative Budget Board, Legislative Audit Committee, and State Auditor's Office. The reports shall be furnished according to a schedule and prepared in a format prescribed by the State Auditor's Office and shall include specific information demonstrating the university's continued progress in implementing and maintaining effective systems and controls over finance and accounting.

**TEXAS SOUTHERN UNIVERSITY**  
(Continued)

human resources, management information systems, planning and communications, and student financial aid. The State Auditor shall monitor the university's implementation and maintenance of systems and controls and shall report the result of such monitoring to the Board of Regents, Legislative Budget Board, Governor, and Legislative Audit Committee no later than February 28 and August 31 of each year of the fiscal biennium or more frequently if considered necessary by the State Auditor.

6. **Financial Exigency.** Based on financial distress or exigency, Texas Southern University may furlough or otherwise decrease the number of employees regardless of tenure provisions, to comply with funding levels provided by this Act. It is the intent of the Legislature that this provision be in effect during fiscal years 2000 and 2001 only.

**TEXAS TECH UNIVERSITY**

	For the Years Ending	
	August 31, 2000	August 31, 2001
1. Educational and General State Support	\$ 140,699,010	\$ 143,451,706
<b>Grand Total, TEXAS TECH UNIVERSITY</b>	<b>\$ 140,699,010</b>	<b>\$ 143,451,706</b>
 <b>Method of Financing:</b>		
General Revenue Fund	\$ 104,288,664	\$ 105,916,136
 <u>General Revenue Fund - Dedicated</u>		
Estimated Board Authorized Tuition Increases Account No. 704	4,236,980	4,242,817
Estimated Statutory Tuition Increases Account No. 708	1,427,097	2,854,196
Estimated Other Educational and General Income Account No. 770	30,746,269	30,438,557
Subtotal, General Revenue - Dedicated	\$ 36,410,346	\$ 37,535,570
<b>Total, Method of Financing</b>	<b>\$ 140,699,010</b>	<b>\$ 143,451,706</b>
 <b>Number of Full-time Equivalent Positions (FTE) - Appropriated Funds</b>		
	3,234.5	3,234.5
<b>Number of Full-time Equivalent Positions (FTE) - Total</b>	5,196.0	5,196.0

1. **Informational Listing of Appropriated Funds.** The appropriations made above for Educational and General State Support are subject to the special and general provisions of this Act and include the following amounts for the purposes indicated.

**A. Goal: INSTRUCTION/OPERATIONS**

Provide Instructional and Operations Support

**Outcome (Results/Impact):**

State Licensure Pass Rate of Law Graduates	90%	92%
State Licensure Pass Rate of Engineering Graduates	80%	80%
State Pass Rate of Education EXCET Exam	94%	94%

**TEXAS TECH UNIVERSITY**  
(Continued)

Percent of First-time, Full-time, Degree-seeking Freshmen Who Earn a Baccalaureate Degree Within Six Academic Years	48%	48%
Retention Rate of First-time, Full-time, Degree-seeking Freshmen Students After One Academic Year	79%	79%
Dollar Value of External or Sponsored Research Funds (in millions)	22	23
Percent of Lower Division Courses Taught by Tenured Faculty	35%	37%
Percent of Baccalaureate Graduates Who Are First Generation College Graduates	20%	20%
Administrative Cost As a Percent of Total Expenditures	11.5%	11.5%
<b>A.1.1. Strategy:</b> OPERATIONS SUPPORT	\$ 86,826,863	\$ 87,957,879
<b>A.1.2. Strategy:</b> TEACHING EXPERIENCE SUPPLEMENT	\$ 1,550,204	\$ 1,570,397
<b>A.1.3. Strategy:</b> GROWTH SUPPLEMENT	\$ 1,723,191	\$ 1,745,637
<b>A.1.4. Strategy:</b> STAFF GROUP INSURANCE PREMIUMS	\$ 3,183,477	\$ 3,422,238
<b>A.1.5. Strategy:</b> TEXAS PUBLIC EDUCATION GRANTS	\$ 3,675,112	\$ 3,815,975
<b>A.1.6. Strategy:</b> INDIRECT COST RECOVERY Indirect Cost Recovery for Research Related Activities	\$ 1,738,105	\$ 1,738,105
<b>A.1.7. Strategy:</b> ORGANIZED ACTIVITIES	\$ 196,010	\$ 196,010
<b>A.1.8. Strategy:</b> CAPITAL EQUITY & EXCELLENCE FUNDING Capital Equity and Excellence Funding	<u>\$ 2,191,263</u>	<u>\$ 2,191,263</u>
<b>Total, Goal A: INSTRUCTION/OPERATIONS</b>	<u>\$ 101,084,225</u>	<u>\$ 102,637,504</u>
<b>B. Goal: INFRASTRUCTURE SUPPORT</b> Provide Infrastructure Support		
<b>B.1.1. Strategy:</b> E & G SPACE SUPPORT Educational and General Space Support	\$ 19,904,761	\$ 20,164,042
<b>B.1.2. Strategy:</b> TUITION REVENUE BOND RETIREMENT	\$ 5,738,826	\$ 6,878,962
<b>B.1.3. Strategy:</b> SKILES ACT REVENUE BOND RETIREMENT	<u>\$ 312,350</u>	<u>\$ 312,350</u>
<b>Total, Goal B: INFRASTRUCTURE SUPPORT</b>	<u>\$ 25,955,937</u>	<u>\$ 27,355,354</u>
<b>C. Goal: SPECIAL ITEM SUPPORT</b> Provide Special Item Support		
<b>C.1.1. Strategy:</b> LIBRARY ARCHIVAL SUPPORT	\$ 500,000	\$ 500,000
<b>C.1.2. Strategy:</b> MASTERS OF SOCIAL WORK Masters of Social Work Program	\$ 50,000	\$ 50,000
<b>C.2.1. Strategy:</b> AGRICULTURAL RESEARCH Research to Enhance Agricultural Production and Add Value to Agricultural Products in Texas	\$ 2,283,883	\$ 2,283,883
<b>C.2.2. Strategy:</b> ENERGY RESEARCH Research in Energy Production and Environmental Protection in Texas	\$ 967,789	\$ 967,789
<b>C.2.3. Strategy:</b> EMERGING TECHNOLOGIES Research in Emerging Technologies and Economic Development in Texas	\$ 545,152	\$ 545,152

**TEXAS TECH UNIVERSITY**  
(Continued)

<b>C.3.1. Strategy:</b> JUNCTION ANNEX OPERATION	\$ 112,592	\$ 112,592
<b>C.3.2. Strategy:</b> SMALL BUSINESS DEVELOPMENT Small Business Development Center	\$ 750,000	\$ 750,000
<b>C.3.3. Strategy:</b> MUSEUMS & CENTERS Museums and Historical, Cultural and Educational Centers	\$ 1,937,634	\$ 1,737,634
<b>C.3.4. Strategy:</b> INTERNATIONAL TRADE CENTER	\$ 500,000	\$ 500,000
<b>C.3.5. Strategy:</b> FINANCIAL RESPONSIBILITY Center for Financial Responsibility	\$ 240,000	\$ 240,000
<b>C.4.1. Strategy:</b> INSTITUTIONAL ENHANCEMENT	<u>\$ 5,771,798</u>	<u>\$ 5,771,798</u>
<b>Total, Goal C:</b> SPECIAL ITEM SUPPORT	<u>\$ 13,658,848</u>	<u>\$ 13,458,848</u>
<b>Grand Total, TEXAS TECH UNIVERSITY</b>	<u>\$ 140,699,010</u>	<u>\$ 143,451,706</u>

**Method of Financing:**

General Revenue Fund	\$ 104,288,664	\$ 105,916,136
<u>General Revenue Fund - Dedicated</u>		
Estimated Board Authorized Tuition Increases Account No. 704	4,236,980	4,242,817
Estimated Statutory Tuition Increases Account No. 708	1,427,097	2,854,196
Estimated Other Educational and General Income Account No. 770	<u>30,746,269</u>	<u>30,438,557</u>
Subtotal, General Revenue - Dedicated	<u>\$ 36,410,346</u>	<u>\$ 37,535,570</u>
<b>Total, Method of Financing</b>	<u>\$ 140,699,010</u>	<u>\$ 143,451,706</u>

2. **Appropriation of Special Mineral Fund.** Any unexpended balance as of August 31, 1999, and income during the biennium beginning September 1, 1999, in the Texas Tech University Special Mineral Fund are hereby appropriated at Texas Tech University to support instruction and research programs of the University. Mineral Funds estimated to be \$16,000 in 2000 and \$16,000 in 2001.
3. **Small Business Development Center.** Included in the appropriation above to Texas Tech University is \$442,009 in fiscal year 2000 and \$442,010 in fiscal year 2001 for the Small Business Development Center, or its equivalent due to special and general provisions of this Act, contingent upon certification by the Comptroller of Public Accounts that increased activity by the Small Business Development Center will generate at least \$884,019 for the biennium in additional revenue to the General Revenue Fund. It is the intent of the Legislature that state funds provided to the Small Business Development Center be used by the center to attract federal funds on a dollar-for-dollar basis.
4. **Texas Tech University Museum.** Out of funds identified above for the Museums and Historical, Cultural and Educational Centers, \$533,565 in fiscal year 2000 and \$433,565 in fiscal year 2001 shall be allocated to the Ranching Heritage Center, and \$166,859 in each fiscal year shall be allocated to the Lubbock Lake Landmark.

**TEXAS TECH UNIVERSITY**  
(Continued)

5. **Appropriation, Governing Board.** Out of the funds appropriated herein, an amount not to exceed \$125,000 in each year of the biennium shall be for all expenses associated with the governing board's duties including, but not limited to: travel, entertainment, lodging, and expenses of state employees who provide services for the governing board.

A separate record of the board's expenditures shall be kept and retained in the same manner as the fiscal records of the institution(s) the board governs. No funds may be used for the governing board's expenses except for the specific amounts designated above. Funds appropriated for the governing board's expenses may be used for any other purpose covered by this Act.

6. **Cooperative Biological Research Database.** Out of the funds appropriated above, the sum of \$221,126 per year is for the establishment of a biological research database in cooperation with the Texas Parks and Wildlife Department and the Texas Cooperative Fish and Wildlife Research Unit. The Texas Parks and Wildlife Department and the Texas Cooperative Fish and Wildlife Research Unit shall provide matching funds to establish and fund the database.
7. **Feed Institute.** The University shall out of funds appropriated above, provide \$150,000 in fiscal year 2000 and \$150,000 in fiscal year 2001 for the Feed Institute.

**TEXAS WOMAN'S UNIVERSITY**

	For the Years Ending	
	August 31, 2000	August 31, 2001
1. Educational and General State Support	\$ 56,182,146	\$ 56,804,197
<b>Grand Total, TEXAS WOMAN'S UNIVERSITY</b>	<b>\$ 56,182,146</b>	<b>\$ 56,804,197</b>
 <b>Method of Financing:</b>		
General Revenue Fund	\$ 44,930,702	\$ 45,125,425
 <u>General Revenue Fund - Dedicated</u>		
Estimated Board Authorized Tuition Increases Account No. 704	1,445,420	1,445,420
Estimated Statutory Tuition Increases Account No. 708	520,871	1,041,742
Estimated Other Educational and General Income Account No. 770	9,285,153	9,191,610
Subtotal, General Revenue - Dedicated	<b>\$ 11,251,444</b>	<b>\$ 11,678,772</b>
<b>Total, Method of Financing</b>	<b>\$ 56,182,146</b>	<b>\$ 56,804,197</b>
 <b>Number of Full-time Equivalent Positions (FTE) - Appropriated Funds</b>		
	1,186.5	1,186.5
 <b>Number of Full-time Equivalent Positions (FTE) - Total</b>		
	1,480.0	1,480.0

**TEXAS WOMAN'S UNIVERSITY**

(Continued)

1. **Informational Listing of Appropriated Funds.** The appropriations made above for Educational and General State Support are subject to the special and general provisions of this Act and include the following amounts for the purposes indicated.

**A. Goal: INSTRUCTION/OPERATIONS**

Provide Instructional and Operations Support

**Outcome (Results/Impact):**

State Licensure Pass Rate of Nursing Graduates	98%	99%
State Pass Rate of Education EXCET Exam	93%	93%
Percent of First-time, Full-time, Degree-seeking Freshmen Who Earn a Baccalaureate Degree Within Six Academic Years	35%	37%
Retention Rate of First-time, Full-time, Degree-seeking Freshmen Students After One Academic Year	72%	74%
Dollar Value of External or Sponsored Research Funds (in millions)	1.8	1.8
Percent of Lower Division Courses Taught by Tenured Faculty	47%	48%
Percent of Baccalaureate Graduates Who Are First Generation College Graduates	40%	40%
Administrative Cost As a Percent of Total Expenditures	12.1%	12.1%

<b>A.1.1. Strategy:</b> OPERATIONS SUPPORT	\$ 41,771,761	\$ 42,214,753
<b>A.1.2. Strategy:</b> TEACHING EXPERIENCE SUPPLEMENT	\$ 430,723	\$ 435,291
<b>A.1.3. Strategy:</b> GROWTH SUPPLEMENT	\$ 399,124	\$ 403,356
<b>A.1.4. Strategy:</b> STAFF GROUP INSURANCE PREMIUMS	\$ 570,870	\$ 613,685
<b>A.1.5. Strategy:</b> TEXAS PUBLIC EDUCATION GRANTS	\$ 1,240,500	\$ 1,292,929
<b>A.1.6. Strategy:</b> INDIRECT COST RECOVERY Indirect Cost Recovery for Research Related Activities	\$ 200,500	\$ 200,500
<b>A.1.7. Strategy:</b> ORGANIZED ACTIVITIES	\$ 37,996	\$ 37,996
<b>A.1.8. Strategy:</b> CAPITAL EQUITY & EXCELLENCE FUNDING Capital Equity and Excellence Funding	\$ 729,404	\$ 729,404
<b>Total, Goal A: INSTRUCTION/OPERATIONS</b>	\$ <u>45,380,878</u>	\$ <u>45,927,914</u>

**B. Goal: INFRASTRUCTURE SUPPORT**

Provide Infrastructure Support

<b>B.1.1. Strategy:</b> E & G SPACE SUPPORT Educational and General Space Support	\$ 6,513,643	\$ 6,582,721
<b>B.1.2. Strategy:</b> TUITION REVENUE BOND RETIREMENT	\$ 1,261,178	\$ 1,267,115
<b>B.1.3. Strategy:</b> SKILES ACT REVENUE BOND RETIREMENT	\$ 118,500	\$ 118,500
<b>Total, Goal B: INFRASTRUCTURE SUPPORT</b>	\$ <u>7,893,321</u>	\$ <u>7,968,336</u>

**C. Goal: SPECIAL ITEM SUPPORT**

Provide Special Item Support

<b>C.1.1. Strategy:</b> LIBRARY ASSESSMENT Texas Medical Center Library Assessment	\$ 200,344	\$ 200,344
<b>C.2.1. Strategy:</b> NUTRITION RESEARCH Human Nutrition Research Development Program	\$ 88,602	\$ 88,602



**TEXAS WOMAN'S UNIVERSITY**  
(Continued)

<b>C.2.2. Strategy:</b> WOMEN'S HEALTH RESEARCH Center for Research on Women's Health	\$ 675,000	\$ 675,000
<b>C.3.1. Strategy:</b> READING RECOVERY	\$ 458,169	\$ 458,169
<b>C.4.1. Strategy:</b> INSTITUTIONAL ENHANCEMENT	<u>\$ 1,485,832</u>	<u>\$ 1,485,832</u>
<b>Total, Goal C:</b> SPECIAL ITEM SUPPORT	<u>\$ 2,907,947</u>	<u>\$ 2,907,947</u>
 <b>Grand Total, TEXAS WOMAN'S UNIVERSITY</b>	 <u>\$ 56,182,146</u>	 <u>\$ 56,804,197</u>
 <b>Method of Financing:</b>		
General Revenue Fund	\$ 44,930,702	\$ 45,125,425
 <u>General Revenue Fund - Dedicated</u>		
Estimated Board Authorized Tuition Increases Account No. 704	1,445,420	1,445,420
Estimated Statutory Tuition Increases Account No. 708	520,871	1,041,742
Estimated Other Educational and General Income Account No. 770	<u>9,285,153</u>	<u>9,191,610</u>
Subtotal, General Revenue - Dedicated	<u>\$ 11,251,444</u>	<u>\$ 11,678,772</u>
<b>Total, Method of Financing</b>	<u>\$ 56,182,146</u>	<u>\$ 56,804,197</u>

2. **Appropriation, Governing Board.** Out of the funds appropriated herein, an amount not to exceed \$25,000 in each year of the biennium shall be for all expenses associated with the governing board's duties including, but not limited to: travel, entertainment, lodging, and expenses of state employees who provide services for the governing board.

A separate record of the board's expenditures shall be kept and retained in the same manner as the fiscal records of the institution(s) the board governs. No funds may be used for the governing board's expenses except for the specific amounts designated above. Funds appropriated for the governing board's expenses may be used for any other purpose covered by this Act.

**BOARD OF REGENTS, TEXAS STATE UNIVERSITY SYSTEM CENTRAL OFFICE**

	For the Years Ending	
	August 31, 2000	August 31, 2001
<b>Out of the General Revenue Fund:</b>		
1. Educational and General State Support	<u>\$ 978,490</u>	<u>\$ 976,673</u>
 <b>Grand Total, BOARD OF REGENTS, TEXAS STATE UNIVERSITY SYSTEM CENTRAL OFFICE</b>	 <u>\$ 978,490</u>	 <u>\$ 976,673</u>

**BOARD OF REGENTS, TEXAS STATE UNIVERSITY SYSTEM CENTRAL OFFICE**  
(Continued)

<b>Number of Full-time Equivalent Positions (FTE) - Appropriated Funds</b>	10.0	10.0
<b>Number of Full-time Equivalent Positions (FTE) - Total</b>	10.0	10.0

1. **Informational Listing of Appropriated Funds.** The appropriations made above for Educational and General State Support are subject to the special and general provisions of this Act and include the following amounts for the purposes indicated.

**Out of the General Revenue Fund:**

**A. Goal: INSTRUCTION/OPERATIONS**

**A.1.1. Strategy: SYSTEM OFFICE OPERATIONS**

	\$ 978,490	\$ 976,673
--	------------	------------

**Grand Total, BOARD OF REGENTS,  
TEXAS STATE UNIVERSITY SYSTEM  
CENTRAL OFFICE**

	\$ 978,490	\$ 976,673
--	------------	------------

2. **Appropriation, Governing Board.** Out of the funds appropriated herein, an amount not to exceed \$85,000 in each year of the biennium shall be for all expenses associated with the governing board's duties including, but not limited to: travel, entertainment, lodging, and expenses of state employees who provide services for the governing board.

A separate record of the board's expenditures shall be kept and retained in the same manner as the fiscal records of the institution(s) the board governs. No funds may be used for the governing board's expenses except for the specific amounts designated above. Funds appropriated for the governing board's expenses may be used for any other purpose covered by this Act.

3. **Audit of Base Period Contact Hours at the Lamar Centers.** The hours used in the contact hour base period to fund the Lamar Centers are subject to audit for accuracy by the State Auditor according to an audit plan developed in consultation with the Texas Higher Education Coordinating Board, the Legislative Budget Board and the public community and junior colleges and the appropriation amounts adjusted accordingly by the Comptroller of Public Accounts. The calculation of revised appropriation amounts shall allow the institutions an error rate of up to two percent. Adjustments shall be made to adjust estimated contact hours to actual certified contact hours, even if the total error rate is less than two percent.
4. **Transferability.** The Board of Regents of the Texas State University System is authorized to transfer and utilize funds appropriated to Sul Ross State University and Sul Ross State University-Rio Grande College between the campuses if necessary to accomplish the capital improvement goals of the University.

## ANGELO STATE UNIVERSITY

	For the Years Ending	
	August 31, 2000	August 31, 2001
1. Educational and General State Support	\$ 31,126,389	\$ 29,831,949
<b>Grand Total, ANGELO STATE UNIVERSITY</b>	<b>\$ 31,126,389</b>	<b>\$ 29,831,949</b>
 <b>Method of Financing:</b>		
General Revenue Fund	\$ 24,372,424	\$ 22,754,541
 <u>General Revenue Fund - Dedicated</u>		
Estimated Statutory Tuition Increases Account No. 708	429,703	859,406
Estimated Other Educational and General Income Account No. 770	6,324,262	6,218,002
Subtotal, General Revenue - Dedicated	\$ 6,753,965	\$ 7,077,408
<b>Total, Method of Financing</b>	<b>\$ 31,126,389</b>	<b>\$ 29,831,949</b>
 <b>Number of Full-time Equivalent Positions (FTE) - Appropriated Funds</b>		
	498.0	498.0
 <b>Number of Full-time Equivalent Positions (FTE) - Total</b>		
	691.5	692.5

1. **Informational Listing of Appropriated Funds.** The appropriations made above for Educational and General State Support are subject to the special and general provisions of this Act and include the following amounts for the purposes indicated.

**A. Goal: INSTRUCTION/OPERATIONS**

Provide Instructional and Operations Support

**Outcome (Results/Impact):**

State Licensure Pass Rate of Nursing Graduates	95%	95%
State Pass Rate of Education EXCET Exam	88%	89%
Percent of First-time, Full-time, Degree-seeking Freshmen Who Earn a Baccalaureate Degree Within Six Academic Years	34%	34%
Retention Rate of First-time, Full-time, Degree-seeking Freshmen Students After One Academic Year	70%	70%
Percent of Lower Division Courses Taught by Tenured Faculty	65%	65%
Percent of Baccalaureate Graduates Who Are First Generation College Graduates	30%	30%
Administrative Cost As a Percent of Total Expenditures	9.6	9.6

<b>A.1.1. Strategy: OPERATIONS SUPPORT</b>	\$ 15,828,923	\$ 16,164,326
<b>A.1.2. Strategy: TEACHING EXPERIENCE SUPPLEMENT</b>	\$ 488,057	\$ 498,398
<b>A.1.3. Strategy: GROWTH SUPPLEMENT</b>	\$ 233,104	\$ 238,044
<b>A.1.4. Strategy: STAFF GROUP INSURANCE Staff Group Insurance Premiums</b>	\$ 264,007	\$ 283,807
<b>A.1.5. Strategy: PUBLIC EDUCATION GRANTS Texas Public Education Grants</b>	\$ 955,337	\$ 1,004,627

**ANGELO STATE UNIVERSITY**  
(Continued)

<b>A.1.6. Strategy:</b> INDIRECT COST RECOVERY Indirect Cost Recovery for Research Related Activities	\$ 13,727	\$ 13,727
<b>A.1.7. Strategy:</b> ORGANIZED ACTIVITIES	\$ 228,029	\$ 228,029
<b>A.1.8. Strategy:</b> CAPITAL EQUITY & EXCELLENCE FUNDING	<u>\$ 406,350</u>	<u>\$ 406,350</u>
Capital Equity and Excellence Funding		
<b>Total, Goal A: INSTRUCTION/OPERATIONS</b>	<u>\$ 18,417,534</u>	<u>\$ 18,837,308</u>
<b>B. Goal: INFRASTRUCTURE SUPPORT</b>		
Provide Infrastructure Support		
<b>B.1.1. Strategy:</b> E&G SPACE SUPPORT Educational and General Space Support	\$ 3,729,200	\$ 3,808,219
<b>B.1.2. Strategy:</b> TUITION REVENUE BOND Tuition Revenue Bond Retirement	\$ 2,959,180	\$ 2,943,895
<b>B.1.3. Strategy:</b> SKILES ACT REVENUE BOND Skiles Act Revenue Bond Retirement	<u>\$ 69,800</u>	<u>\$ 69,800</u>
<b>Total, Goal B: INFRASTRUCTURE SUPPORT</b>	<u>\$ 6,758,180</u>	<u>\$ 6,821,914</u>
<b>C. Goal: SPECIAL ITEM SUPPORT</b>		
Provide Special Item Support		
<b>C.1.1. Strategy:</b> SCHOOL-BASED CLINICS	\$ 56,000	\$ 56,000
<b>C.2.1. Strategy:</b> SMALL BUSINESS DEVELOP Small Business Development Center	\$ 87,870	\$ 87,870
<b>C.2.2. Strategy:</b> CENTER FOR FINE ARTS	\$ 62,500	\$ 62,500
<b>C.2.3. Strategy:</b> MANAGEMENT, INSTRUCTION Management, Instruction, and Research Center	\$ 295,715	\$ 295,715
<b>C.2.4. Strategy:</b> WEST TEXAS TRAINING CENTER	\$ 925,000	\$ 925,000
<b>C.3.1. Strategy:</b> INSTITUTIONAL ENHANCEMENT	\$ 2,673,590	\$ 2,745,642
<b>C.3.2. Strategy:</b> UTILITY IMPROVEMENTS	<u>\$ 1,850,000</u>	<u>\$ 0</u>
<b>Total, Goal C: SPECIAL ITEM SUPPORT</b>	<u>\$ 5,950,675</u>	<u>\$ 4,172,727</u>
<b>Grand Total, ANGELO STATE UNIVERSITY</b>	<u>\$ 31,126,389</u>	<u>\$ 29,831,949</u>
<b>Method of Financing:</b>		
General Revenue Fund	\$ 24,372,424	\$ 22,754,541
<u>General Revenue Fund - Dedicated</u>		
Estimated Statutory Tuition Increases Account No. 708	429,703	859,406
Estimated Other Educational and General Income Account No. 770	<u>6,324,262</u>	<u>6,218,002</u>
Subtotal, General Revenue - Dedicated	<u>\$ 6,753,965</u>	<u>\$ 7,077,408</u>
<b>Total, Method of Financing</b>	<u>\$ 31,126,389</u>	<u>\$ 29,831,949</u>

## LAMAR UNIVERSITY - BEAUMONT

	For the Years Ending	
	August 31, 2000	August 31, 2001
1. Educational and General State Support	\$ 35,901,182	\$ 36,497,685
<b>Grand Total, LAMAR UNIVERSITY - BEAUMONT</b>	<b>\$ 35,901,182</b>	<b>\$ 36,497,685</b>
 <b>Method of Financing:</b>		
General Revenue Fund	\$ 27,607,957	\$ 27,834,427
 <u>General Revenue Fund - Dedicated</u>		
Estimated Statutory Tuition Increases Account No. 708	492,999	985,998
Estimated Other Educational and General Income Account No. 770	<u>7,800,226</u>	<u>7,677,260</u>
Subtotal, General Revenue - Dedicated	<u>\$ 8,293,225</u>	<u>\$ 8,663,258</u>
<b>Total, Method of Financing</b>	<b>\$ 35,901,182</b>	<b>\$ 36,497,685</b>
 <b>Number of Full-time Equivalent Positions (FTE) - Appropriated Funds</b>		
	867.0	867.0
<b>Number of Full-time Equivalent Positions (FTE) - Total</b>	1,125.0	1,125.0

1. **Informational Listing of Appropriated Funds.** The appropriations made above for Educational and General State Support are subject to the special and general provisions of this Act and include the following amounts for the purposes indicated.

**A. Goal: INSTRUCTION/OPERATIONS**

Provide Instructional and Operations Support

**Outcome (Results/Impact):**

State Licensure Pass Rate of Engineering Graduates	100%	100%
State Licensure Pass Rate of Nursing Graduates	90.7%	92%
State Pass Rate of Education EXCET Exam	65%	65%
Percent of First-time, Full-time, Degree-seeking Freshmen Who Earn a Baccalaureate Degree Within Six Academic Years	24%	24%
Retention Rate of First-time, Full-time, Degree-seeking Freshmen Students After One Academic Year	65%	65%
Dollar Value of External or Sponsored Research Funds (in millions)	2.5	2.5
Percent of Lower Division Courses Taught by Tenured Faculty	62%	62.5%
Percent of Baccalaureate Graduates Who Are First Generation College Graduates	46.2%	46.2%
Administrative Cost As a Percent of Total Expenditures	12.5%	12.5%

<b>A.1.1. Strategy: OPERATIONS SUPPORT</b>	\$ 22,199,225	\$ 22,593,628
<b>A.1.2. Strategy: TEACHING EXPERIENCE SUPPLEMENT</b>	\$ 625,763	\$ 636,880
<b>A.1.3. Strategy: STAFF GROUP INSURANCE Staff Group Insurance Premiums</b>	\$ 550,344	\$ 591,620
<b>A.1.4. Strategy: PUBLIC EDUCATION GRANTS Texas Public Education Grants</b>	\$ 1,222,971	\$ 1,282,124

**LAMAR UNIVERSITY - BEAUMONT**

(Continued)

<b>A.1.5. Strategy:</b> INDIRECT COST RECOVERY Indirect Cost Recovery for Research Related Activities	\$	115,000	\$	115,000
<b>A.1.6. Strategy:</b> FORMULA HOLD HARMLESS	\$	1,555,934	\$	1,555,934
<b>A.1.7. Strategy:</b> CAPITAL EQUITY & EXCELLENCE FUNDING	\$	<u>599,857</u>	\$	<u>599,857</u>
<b>Total, Goal A:</b> INSTRUCTION/OPERATIONS	\$	<u>26,869,094</u>	\$	<u>27,375,043</u>
<b>B. Goal: INFRASTRUCTURE SUPPORT</b>				
Provide Infrastructure Support				
<b>B.1.1. Strategy:</b> E&G SPACE SUPPORT Educational and General Space Support	\$	4,923,824	\$	5,011,303
<b>B.1.2. Strategy:</b> TUITION REVENUE BOND Tuition Revenue Bond Retirement	\$	657,113	\$	660,188
<b>B.1.3. Strategy:</b> SKILES ACT REVENUE BOND Skiles Act Revenue Bond Retirement	\$	<u>105,430</u>	\$	<u>105,430</u>
<b>Total, Goal B:</b> INFRASTRUCTURE SUPPORT	\$	<u>5,686,367</u>	\$	<u>5,776,921</u>
<b>C. Goal: SPECIAL ITEM SUPPORT</b>				
Provide Special Item Support				
<b>C.1.1. Strategy:</b> ACADEMY IN HUMANITIES Texas Academy of Leadership in the Humanities	\$	343,079	\$	343,079
<b>C.2.1. Strategy:</b> HAZARDOUS SUBSTANCE Gulf Coast Hazardous Substance Research Center	\$	483,497	\$	483,497
<b>C.2.2. Strategy:</b> AIR QUALITY INITIATIVE Air Quality Initiative: Texas Hazardous Waste Research Center	\$	500,000	\$	500,000
<b>C.3.1. Strategy:</b> SPINDLETOP MUSEUM Spindletop Museum Educational Activities	\$	32,867	\$	32,867
<b>C.3.2. Strategy:</b> SMALL BUSINESS DEVELOP Small Business Development Center	\$	106,063	\$	106,063
<b>C.3.3. Strategy:</b> COMMUNITY OUTREACH Public Service/Community Outreach Expansion	\$	87,749	\$	87,749
<b>C.3.4. Strategy:</b> SPINDLETOP CENTER Spindletop Center for Excellence in Teaching Technology	\$	150,000	\$	150,000
<b>C.4.1. Strategy:</b> INSTITUTIONAL ENHANCEMENT	\$	<u>1,642,466</u>	\$	<u>1,642,466</u>
<b>Total, Goal C:</b> SPECIAL ITEM SUPPORT	\$	<u>3,345,721</u>	\$	<u>3,345,721</u>
<b>Grand Total, LAMAR UNIVERSITY - BEAUMONT</b>	\$	<u>35,901,182</u>	\$	<u>36,497,685</u>
<b>Method of Financing:</b>				
General Revenue Fund	\$	27,607,957	\$	27,834,427
<u>General Revenue Fund - Dedicated</u>				
Estimated Statutory Tuition Increases Account No. 708		492,999		985,998

**LAMAR UNIVERSITY - BEAUMONT**  
(Continued)

Estimated Other Educational and General Income Account No. 770	<u>7,800,226</u>	<u>7,677,260</u>
Subtotal, General Revenue - Dedicated	\$ <u>8,293,225</u>	\$ <u>8,663,258</u>
<b>Total, Method of Financing</b>	<b>\$ <u>35,901,182</u></b>	<b>\$ <u>36,497,685</u></b>

2. **Small Business Development Center.** Included in the appropriation above to Lamar University -Beaumont is \$106,063 in each year of the biennium for the Small Business Development Center, or its equivalent due to special and general provisions of this Act, contingent upon certification by the Comptroller of Public Accounts that increased activity by the Small Business Development Center will generate at least \$212,126 for the biennium in additional revenue to the General Revenue Fund. It is the intent of the Legislature that state funds provided to the Small Business Development Center be used by the center to attract federal funds on a dollar-for-dollar basis.

**LAMAR UNIVERSITY INSTITUTE OF TECHNOLOGY**

	For the Years Ending	
	August 31, 2000	August 31, 2001
1. Educational and General State Support	\$ <u>8,482,583</u>	\$ <u>8,487,322</u>
<b>Grand Total, LAMAR UNIVERSITY INSTITUTE OF TECHNOLOGY</b>	<b>\$ <u>8,482,583</u></b>	<b>\$ <u>8,487,322</u></b>
<b>Method of Financing:</b>		
General Revenue Fund	\$ 7,240,249	\$ 7,183,733
<u>General Revenue Fund - Dedicated</u>		
General Revenue Fund - Estimated Statutory Tuition Increases Account No. 708	76,240	152,481
General Revenue Fund - Estimated Other Educational and General Income Account No. 770	<u>1,166,094</u>	<u>1,151,108</u>
Subtotal, General Revenue Fund - Dedicated	\$ <u>1,242,334</u>	\$ <u>1,303,589</u>
<b>Total, Method of Financing</b>	<b>\$ <u>8,482,583</u></b>	<b>\$ <u>8,487,322</u></b>
<b>Number of Full-time Equivalent Positions (FTE) - Appropriated Funds</b>	115.5	115.5
<b>Number of Full-time Equivalent Positions (FTE) - Total</b>	140.5	140.5

**LAMAR UNIVERSITY INSTITUTE OF TECHNOLOGY**  
(Continued)

1. **Informational Listing of Appropriated Funds.** The appropriations made above for Educational and General State Support are subject to the special and general provisions of this Act and include the following amounts for the purposes indicated.

**A. Goal: INSTRUCTION/OPERATIONS**

Provide Instructional and Operations Support

**Outcome (Results/Impact):**

Percent of Semester Credit Hours Completed	91%	91%
Retention Rate of First-time, Full-time, Degree-seeking Freshmen Students After One Academic Year	65%	65%
Administrative Cost As a Percent of Total Expenditures	15%	13%

<b>A.1.1. Strategy:</b> ACADEMIC EDUCATION	\$ 458,684	\$ 470,740
<b>A.1.2. Strategy:</b> VOCATIONAL/TECHNICAL-EDUC Vocational/Technical-Education	\$ 5,727,331	\$ 5,902,017
<b>A.1.3. Strategy:</b> STAFF GROUP INSURANCE Staff Group Insurance Premiums	\$ 38,600	\$ 41,496
<b>A.1.4. Strategy:</b> PUBLIC EDUCATION GRANTS Texas Public Education Grants	\$ 207,913	\$ 218,513
<b>A.1.5. Strategy:</b> INDIRECT COST RECOVERY Indirect Cost Recovery for Research Related Activities	<u>\$ 15,348</u>	<u>\$ 15,348</u>

<b>Total, Goal A: INSTRUCTION/OPERATIONS</b>	<u>\$ 6,447,876</u>	<u>\$ 6,648,114</u>
--	---------------------	---------------------

**B. Goal: INFRASTRUCTURE SUPPORT**

Provide Infrastructure Support

<b>B.1.1. Strategy:</b> E&G SPACE SUPPORT Educational and General Space Support	\$ 537,372	\$ 537,372
<b>B.1.2. Strategy:</b> TUITION REVENUE BOND Tuition Revenue Bond Retirement	\$ 163,088	\$ 165,163
<b>B.1.3. Strategy:</b> SKILES ACT REVENUE BOND Skiles Act Revenue Bond Retirement	<u>\$ 18,003</u>	<u>\$ 18,003</u>

<b>Total, Goal B: INFRASTRUCTURE SUPPORT</b>	<u>\$ 718,463</u>	<u>\$ 720,538</u>
--	-------------------	-------------------

**C. Goal: SPECIAL ITEM SUPPORT**

Provide Special Item Support

<b>C.1.1. Strategy:</b> WORKFORCE LITERACY	\$ 39,541	\$ 39,541
<b>C.2.1. Strategy:</b> DENTAL HYGIENE CLINIC Dental Hygiene Clinic Remodeling and Equipping	\$ 180,000	\$ U.B.
<b>C.3.1. Strategy:</b> INSTITUTIONAL ENHANCEMENT	<u>\$ 1,096,703</u>	<u>\$ 1,079,129</u>

<b>Total, Goal C: SPECIAL ITEM SUPPORT</b>	<u>\$ 1,316,244</u>	<u>\$ 1,118,670</u>
--	---------------------	---------------------

**Grand Total, LAMAR UNIVERSITY**

INSTITUTE OF TECHNOLOGY

<u>\$ 8,482,583</u>	<u>\$ 8,487,322</u>
---------------------	---------------------



**LAMAR UNIVERSITY INSTITUTE OF TECHNOLOGY**  
(Continued)

<b>Method of Financing:</b>		
General Revenue Fund	\$ 7,240,249	\$ 7,183,733
<u>General Revenue Fund - Dedicated</u>		
General Revenue Fund - Estimated Statutory Tuition Increases Account No. 708	76,240	152,481
General Revenue Fund - Estimated Other Educational and General Income Account No. 770	<u>1,166,094</u>	<u>1,151,108</u>
Subtotal, General Revenue Fund - Dedicated	<u>\$ 1,242,334</u>	<u>\$ 1,303,589</u>
<b>Total, Method of Financing</b>	<u><b>\$ 8,482,583</b></u>	<u><b>\$ 8,487,322</b></u>

**LAMAR UNIVERSITY - ORANGE**

	For the Years Ending	
	August 31, 2000	August 31, 2001
1. Educational and General State Support	<u>\$ 9,032,623</u>	<u>\$ 6,155,937</u>
<b>Grand Total, LAMAR UNIVERSITY - ORANGE</b>	<u><b>\$ 9,032,623</b></u>	<u><b>\$ 6,155,937</b></u>

<b>Method of Financing:</b>		
General Revenue Fund	\$ 7,978,423	\$ 5,051,932
<u>General Revenue Fund - Dedicated</u>		
Estimated Statutory Tuition Increases Account No. 708	93,753	187,507
Estimated Other Educational and General Income Account No. 770	<u>960,447</u>	<u>916,498</u>
Subtotal, General Revenue - Dedicated	<u>\$ 1,054,200</u>	<u>\$ 1,104,005</u>
<b>Total, Method of Financing</b>	<u><b>\$ 9,032,623</b></u>	<u><b>\$ 6,155,937</b></u>

<b>Number of Full-time Equivalent Positions (FTE) - Appropriated Funds</b>	128.0	128.0
<b>Number of Full-time Equivalent Positions (FTE) - Total</b>	183.0	183.0

1. **Informational Listing of Appropriated Funds.** The appropriations made above for Educational and General State Support are subject to the special and general provisions of this Act and include the following amounts for the purposes indicated.

**A. Goal: INSTRUCTION/OPERATIONS**

Provide Instructional and Operations Support

**Outcome (Results/Impact):**

Percent of Semester Credit Hours Completed	85%	85%
Retention Rate of First-time, Full-time, Degree-seeking Freshmen Students After One Academic Year	60%	60%

**LAMAR UNIVERSITY - ORANGE**  
(Continued)

Administrative Cost As a Percent of Total Expenditures	16%	15%
<b>A.1.1. Strategy:</b> ACADEMIC EDUCATION	\$ 2,001,562	\$ 2,080,400
<b>A.1.2. Strategy:</b> VOCATIONAL/TECHNICAL-EDUC Vocational/Technical-Education	\$ 1,196,885	\$ 1,228,237
<b>A.1.3. Strategy:</b> STAFF GROUP INSURANCE Staff Group Insurance Premiums	\$ 65,635	\$ 70,558
<b>A.1.4. Strategy:</b> PUBLIC EDUCATION GRANTS Texas Public Education Grants	\$ 177,827	\$ 186,203
<b>A.1.5. Strategy:</b> CAPITAL EQUITY & EXCELLENCE FUNDING Capital Equity and Excellence Funding	<u>\$ 77,781</u>	<u>\$ 77,781</u>
<b>Total, Goal A:</b> INSTRUCTION/OPERATIONS	<u>\$ 3,519,690</u>	<u>\$ 3,643,179</u>
<b>B. Goal:</b> INFRASTRUCTURE SUPPORT Provide Infrastructure Support		
<b>B.1.1. Strategy:</b> E&G SPACE SUPPORT Educational and General Space Support	\$ 1,107,377	\$ 1,107,377
<b>B.1.2. Strategy:</b> TUITION REVENUE BOND Tuition Revenue Bond Retirement	\$ 286,569	\$ 286,394
<b>B.1.3. Strategy:</b> SKILES ACT REVENUE BOND Skiles Act Revenue Bond Retirement	<u>\$ 19,000</u>	<u>\$ 19,000</u>
<b>Total, Goal B:</b> INFRASTRUCTURE SUPPORT	<u>\$ 1,412,946</u>	<u>\$ 1,412,771</u>
<b>C. Goal:</b> SPECIAL ITEM SUPPORT Provide Special Item Support		
<b>C.1.1. Strategy:</b> MASTER PLAN ACHIEVEMENT	\$ 3,000,000	\$ U.B.
<b>C.1.2. Strategy:</b> INSTITUTIONAL ENHANCEMENT	<u>\$ 1,099,987</u>	<u>\$ 1,099,987</u>
<b>Total, Goal C:</b> SPECIAL ITEM SUPPORT	<u>\$ 4,099,987</u>	<u>\$ 1,099,987</u>
<b>Grand Total, LAMAR UNIVERSITY - ORANGE</b>	<u><u>\$ 9,032,623</u></u>	<u><u>\$ 6,155,937</u></u>
<b>Method of Financing:</b>		
General Revenue Fund	\$ 7,978,423	\$ 5,051,932
<u>General Revenue Fund - Dedicated</u>		
Estimated Statutory Tuition Increases Account No. 708	93,753	187,507
Estimated Other Educational and General Income Account No. 770	<u>960,447</u>	<u>916,498</u>
Subtotal, General Revenue - Dedicated	<u>\$ 1,054,200</u>	<u>\$ 1,104,005</u>
<b>Total, Method of Financing</b>	<u><u>\$ 9,032,623</u></u>	<u><u>\$ 6,155,937</u></u>

## LAMAR UNIVERSITY - PORT ARTHUR

	For the Years Ending	
	August 31, 2000	August 31, 2001
1. Educational and General State Support	\$ 9,568,317	\$ 10,819,631
<b>Grand Total, LAMAR UNIVERSITY - PORT ARTHUR</b>	<b>\$ 9,568,317</b>	<b>\$ 10,819,631</b>
<b>Method of Financing:</b>		
General Revenue Fund	\$ 7,758,462	\$ 8,917,502
<u>General Revenue Fund - Dedicated</u>		
Estimated Statutory Tuition Increases Account No. 708	105,970	211,941
Estimated Other Educational and General Income Account No. 770	1,703,885	1,690,188
Subtotal, General Revenue - Dedicated	\$ 1,809,855	\$ 1,902,129
<b>Total, Method of Financing</b>	<b>\$ 9,568,317</b>	<b>\$ 10,819,631</b>
<b>Number of Full-time Equivalent Positions (FTE) - Appropriated Funds</b>		
	224.0	224.0
<b>Number of Full-time Equivalent Positions (FTE) - Total</b>		
	252.0	252.0

1. **Informational Listing of Appropriated Funds.** The appropriations made above for Educational and General State Support are subject to the special and general provisions of this Act and include the following amounts for the purposes indicated.

**A. Goal: INSTRUCTION/OPERATIONS**

Provide Instructional and Operations Support

**Outcome (Results/Impact):**

Percent of Semester Credit Hours Completed	90%	90%
Retention Rate of First-time, Full-time, Degree-seeking Freshmen Students After One Academic Year	50%	50%
Administrative Cost As a Percent of Total Expenditures	13%	13%

<b>A.1.1. Strategy:</b> ACADEMIC EDUCATION	\$ 3,009,701	\$ 3,123,184
<b>A.1.2. Strategy:</b> VOCATIONAL/TECHNICAL-EDUC Vocational/Technical-Education	\$ 2,683,310	\$ 2,757,287
<b>A.1.3. Strategy:</b> STAFF GROUP INSURANCE Staff Group Insurance Premiums	\$ 154,740	\$ 166,346
<b>A.1.4. Strategy:</b> PUBLIC EDUCATION GRANTS Texas Public Education Grants	\$ 427,927	\$ 449,225
<b>A.1.5. Strategy:</b> CAPITAL EQUITY & EXCELLENCE FUNDING Capital Equity and Excellence Funding	\$ 244,143	\$ 244,143
<b>Total, Goal A: INSTRUCTION/OPERATIONS</b>	<b>\$ 6,519,821</b>	<b>\$ 6,740,185</b>



# SAM HOUSTON STATE UNIVERSITY

	For the Years Ending	
	August 31, 2000	August 31, 2001
1. Educational and General State Support	\$ 53,169,607	\$ 52,401,168
<b>Grand Total, SAM HOUSTON STATE UNIVERSITY</b>	<b>\$ 53,169,607</b>	<b>\$ 52,401,168</b>
 <b>Method of Financing:</b>		
General Revenue Fund	\$ 36,932,000	\$ 35,463,022
 <u>General Revenue Fund - Dedicated</u>		
Estimated Statutory Tuition Increases Account No. 708	664,903	1,329,807
Estimated Other Educational and General Income Account No. 770	11,864,704	11,789,339
Law Enforcement Management Institute Account No. 581, estimated	<u>3,708,000</u>	<u>3,819,000</u>
Subtotal, General Revenue Fund - Dedicated	<u>\$ 16,237,607</u>	<u>\$ 16,938,146</u>
<b>Total, Method of Financing</b>	<b>\$ 53,169,607</b>	<b>\$ 52,401,168</b>
 <b>Number of Full-time Equivalent Positions (FTE) - Appropriated Funds</b>		
	889.5	889.5
<b>Number of Full-time Equivalent Positions (FTE) - Total</b>	1,309.0	1,309.0

1. **Informational Listing of Appropriated Funds.** The appropriations made above for Educational and General State Support are subject to the special and general provisions of this Act and include the following amounts for the purposes indicated.

**A. Goal: INSTRUCTION/OPERATIONS**

Provide Instructional and Operations Support

**Outcome (Results/Impact):**

State Pass Rate of Education EXCET Exam	88%	88%
Percent of First-time, Full-time, Degree-seeking Freshmen Who Earn a Baccalaureate Degree Within Six Academic Years	41%	43%
Retention Rate of First-time, Full-time, Degree-seeking Freshmen Students After One Academic Year	60.5%	62%
Dollar Value of External or Sponsored Research Funds (in millions)	5.53	5.89
Percent of Lower Division Courses Taught by Tenured Faculty	60.8%	61.3%
Percent of Baccalaureate Graduates Who Are First Generation College Graduates	9.2%	9.2%
Administrative Cost As a Percent of Total Expenditures	9.6%	9.6%

<b>A.1.1. Strategy: OPERATIONS SUPPORT</b>	\$ 31,592,715	\$ 32,105,851
<b>A.1.2. Strategy: TEACHING EXPERIENCE SUPPLEMENT</b>	\$ 984,789	\$ 1,000,784
<b>A.1.3. Strategy: GROWTH SUPPLEMENT</b>	\$ 551,386	\$ 560,341
<b>A.1.4. Strategy: STAFF GROUP INSURANCE PREMIUMS</b>	\$ 582,795	\$ 626,504

**SAM HOUSTON STATE UNIVERSITY**  
(Continued)

<b>A.1.5. Strategy:</b> TEXAS PUBLIC EDUCATION GRANTS	\$ 1,793,463	\$ 1,883,735
<b>A.1.6. Strategy:</b> INDIRECT COST RECOVERY Indirect Cost Recovery for Research Related Activities	\$ 130,326	\$ 130,326
<b>A.1.7. Strategy:</b> ORGANIZED ACTIVITIES	\$ 94,126	\$ 94,126
<b>A.1.8. Strategy:</b> CAPITAL EQUITY & EXCELLENCE FUNDING Capital Equity and Excellence Funding	<u>\$ 613,285</u>	<u>\$ 613,285</u>
<b>Total, Goal A:</b> INSTRUCTION/OPERATIONS	<u>\$ 36,342,885</u>	<u>\$ 37,014,952</u>
<b>B. Goal:</b> INFRASTRUCTURE SUPPORT Provide Infrastructure Support		
<b>B.1.1. Strategy:</b> E & G SPACE SUPPORT Educational and General Space Support	\$ 7,807,858	\$ 7,934,675
<b>B.1.2. Strategy:</b> TUITION REVENUE BOND RETIREMENT	<u>\$ 782,470</u>	<u>\$ 779,272</u>
<b>Total, Goal B:</b> INFRASTRUCTURE SUPPORT	<u>\$ 8,590,328</u>	<u>\$ 8,713,947</u>
<b>C. Goal:</b> SPECIAL ITEM SUPPORT Provide Special Item Support		
<b>C.1.1. Strategy:</b> SAM HOUSTON MUSEUM	\$ 440,439	\$ 440,439
<b>C.1.2. Strategy:</b> BUSINESS & ECONOMIC DEVELOPMENT Center for Business and Economic Development	\$ 160,125	\$ 160,125
<b>C.1.3. Strategy:</b> MANAGEMENT INSTITUTE Bill Blackwood Law Enforcement Management Institute of Texas. Estimated.	\$ 3,708,000	\$ 3,819,000
<b>C.2.1. Strategy:</b> ENVIRONMENTAL STUDIES Institute of Environmental Studies	\$ 175,238	\$ 175,238
<b>C.2.2. Strategy:</b> INSTITUTIONAL ENHANCEMENT	\$ 2,252,592	\$ 2,077,467
<b>C.2.3. Strategy:</b> CLASSROOM/OFFICE BLDG Classroom and Faculty Office Building	<u>\$ 1,500,000</u>	<u>\$ U.B.</u>
<b>Total, Goal C:</b> SPECIAL ITEM SUPPORT	<u>\$ 8,236,394</u>	<u>\$ 6,672,269</u>
<b>Grand Total, SAM HOUSTON STATE UNIVERSITY</b>	<u>\$ 53,169,607</u>	<u>\$ 52,401,168</u>
<b>Method of Financing:</b>		
General Revenue Fund	\$ 36,932,000	\$ 35,463,022
<u>General Revenue Fund - Dedicated</u>		
Estimated Statutory Tuition Increases Account No. 708	664,903	1,329,807
Estimated Other Educational and General Income Account No. 770	11,864,704	11,789,339

**SAM HOUSTON STATE UNIVERSITY**  
(Continued)

Law Enforcement Management Institute Account No. 581, estimated	<u>3,708,000</u>	<u>3,819,000</u>
Subtotal, General Revenue Fund - Dedicated	<u>\$ 16,237,607</u>	<u>\$ 16,938,146</u>
<b>Total, Method of Financing</b>	<u><b>\$ 53,169,607</b></u>	<u><b>\$ 52,401,168</b></u>

2. **Criminal Justice Center.** From the funds appropriated above, the University is directed to continue the Criminal Justice Center operations at a minimum level of \$800,000 per year.
3. **Criminal Justice Center Faculty Salaries.** It is the intent of the Legislature that Sam Houston State University may augment the base salaries of faculty members at the Criminal Justice Center from a grant or consulting contract, as provided by law. Sam Houston State University must include a report of any salaries that have been augmented and the amount of the augmentation in the request for legislative appropriations submitted to the Legislative Budget Board and Governor's Office of Budget and Planning for the biennium ending August 31, 2001.
4. **Center for Business and Economic Development.** Included in the appropriation above to Sam Houston State University is \$160,125 in each year of the biennium for the Center for Business and Economic Development, or its equivalent due to special and general provisions of this Act, contingent upon certification by the Comptroller of Public Accounts that increased activity by the Center for Business and Economic Development will generate at least \$320,250 for the biennium in additional revenue to the General Revenue Fund. It is the intent of the Legislature that state funds provided to the Center for Business and Economic Development be used by the center to attract federal funds on a dollar-for-dollar basis.

**SOUTHWEST TEXAS STATE UNIVERSITY**

	<u>For the Years Ending</u> <u>August 31,</u> <u>2000</u>	<u>August 31,</u> <u>2001</u>
1. Educational and General State Support	<u>\$ 86,534,361</u>	<u>\$ 87,489,565</u>
<b>Grand Total, SOUTHWEST TEXAS STATE UNIVERSITY</b>	<u><b>\$ 86,534,361</b></u>	<u><b>\$ 87,489,565</b></u>
<b>Method of Financing:</b>		
General Revenue Fund	\$ 62,971,051	\$ 62,858,784
<u>General Revenue Fund - Dedicated</u>		
Estimated Statutory Tuition Increases Account No. 708	1,244,893	2,489,786
Estimated Other Educational and General Income Account No. 770	<u>22,318,417</u>	<u>22,140,995</u>
Subtotal, General Revenue - Dedicated	<u>\$ 23,563,310</u>	<u>\$ 24,630,781</u>
<b>Total, Method of Financing</b>	<u><b>\$ 86,534,361</b></u>	<u><b>\$ 87,489,565</b></u>

**SOUTHWEST TEXAS STATE UNIVERSITY**  
(Continued)

<b>Number of Full-time Equivalent Positions (FTE) - Appropriated Funds</b>	1,652.0	1,652.0
<b>Number of Full-time Equivalent Positions (FTE) - Total</b>	2,547.0	2,553.0

1. **Informational Listing of Appropriated Funds.** The appropriations made above for Educational and General State Support are subject to the special and general provisions of this Act and include the following amounts for the purposes indicated.

**A. Goal: INSTRUCTION/OPERATIONS**

Provide Instructional and Operations Support

**Outcome (Results/Impact):**

State Pass Rate of Education EXCET Exam	95%	95%
Percent of First-time, Full-time, Degree-seeking Freshmen Who Earn a Baccalaureate Degree Within Six Academic Years	36%	36%
Retention Rate of First-time, Full-time, Degree-seeking Freshmen Students After One Academic Year	71%	71%
Dollar Value of External or Sponsored Research Funds (in millions)	7.1	7.3
Percent of Lower Division Courses Taught by Tenured Faculty	45%	47%
Percent of Baccalaureate Graduates Who Are First Generation College Graduates	49.5%	49.5%
Administrative Cost As a Percent of Total Expenditures	10%	10%

<b>A.1.1. Strategy: OPERATIONS SUPPORT</b>	\$ 57,075,847	\$ 58,052,048
<b>A.1.2. Strategy: TEACHING EXPERIENCE SUPPLEMENT</b>	\$ 1,431,982	\$ 1,456,474
<b>A.1.3. Strategy: GROWTH SUPPLEMENT</b>	\$ 981,100	\$ 997,881
<b>A.1.4. Strategy: STAFF GROUP INSURANCE PREMIUMS</b>	\$ 1,162,657	\$ 1,249,856
<b>A.1.5. Strategy: TEXAS PUBLIC EDUCATION GRANTS</b>	\$ 4,040,968	\$ 4,237,324
<b>A.1.6. Strategy: INDIRECT COST RECOVERY Indirect Cost Recovery for Research Related Activities</b>	\$ 220,000	\$ 220,000
<b>A.1.7. Strategy: ORGANIZED ACTIVITIES</b>	\$ 856,277	\$ 856,277
<b>A.1.8. Strategy: CAPITAL EQUITY &amp; EXCELLENCE FUNDING</b>	<u>\$ 1,513,467</u>	<u>\$ 1,513,467</u>
Capital Equity and Excellence Funding		

**Total, Goal A: INSTRUCTION/OPERATIONS**      \$ 67,282,298      \$ 68,583,327

**B. Goal: INFRASTRUCTURE SUPPORT**

Provide Infrastructure Support

<b>B.1.1. Strategy: E &amp; G SPACE SUPPORT Educational and General Space Support</b>	\$ 13,296,576	\$ 13,523,995
<b>B.1.2. Strategy: TUITION REVENUE BOND RETIREMENT</b>	\$ 2,110,235	\$ 2,105,141
<b>B.1.3. Strategy: SKILES ACT REVENUE BOND RETIREMENT</b>	<u>\$ 268,360</u>	<u>\$ 268,360</u>

**Total, Goal B: INFRASTRUCTURE SUPPORT**      \$ 15,675,171      \$ 15,897,496



**SOUTHWEST TEXAS STATE UNIVERSITY**  
(Continued)

**C. Goal: SPECIAL ITEM SUPPORT**

Provide Special Item Support

<b>C.1.1. Strategy:</b> GEOGRAPHY EDUCATION Improvement of Geography Education	\$ 50,000	\$ 50,000
<b>C.1.2. Strategy:</b> TECHNOLOGY INITIATIVE North Austin Technology Initiative	\$ 500,000	\$ 500,000
<b>C.2.1. Strategy:</b> EDWARDS AQUIFER RESEARCH Edwards Aquifer Research and Data Center	\$ 247,161	\$ 247,161
<b>C.2.2. Strategy:</b> LONG-TERM HEALTH CARE Institute for Quality Improvement in Long-Term Health Care	\$ 167,808	\$ 167,808
<b>C.3.1. Strategy:</b> TEXAS RIVERS CENTER Develop Texas Rivers Center - Educational/ Interpretive Center	\$ 500,000	\$ 500,000
<b>C.4.1. Strategy:</b> INSTITUTIONAL ENHANCEMENT	\$ 1,543,773	\$ 1,543,773
<b>C.4.2. Strategy:</b> FLOOD DAMAGE REPAIR REIMBURSEMENT	<u>\$ 568,150</u>	<u>\$ 0</u>
<b>Total, Goal C: SPECIAL ITEM SUPPORT</b>	<u>\$ 3,576,892</u>	<u>\$ 3,008,742</u>
<b>Grand Total, SOUTHWEST TEXAS STATE UNIVERSITY</b>	<u>\$ 86,534,361</u>	<u>\$ 87,489,565</u>

**Method of Financing:**

General Revenue Fund	\$ 62,971,051	\$ 62,858,784
<u>General Revenue Fund - Dedicated</u>		
Estimated Statutory Tuition Increases Account No. 708	1,244,893	2,489,786
Estimated Other Educational and General Income Account No. 770	<u>22,318,417</u>	<u>22,140,995</u>
Subtotal, General Revenue - Dedicated	<u>\$ 23,563,310</u>	<u>\$ 24,630,781</u>
<b>Total, Method of Financing</b>	<u>\$ 86,534,361</u>	<u>\$ 87,489,565</u>

2. **Freeman Ranch.** Out of the amounts appropriated above in informational item A.1.7. Organized Activities, \$131,531 in each year of the biennium shall be used for the Freeman Ranch.

**SUL ROSS STATE UNIVERSITY**

	For the Years Ending	
	August 31, 2000	August 31, 2001
1. Educational and General State Support	\$ 18,039,304	\$ 15,347,954
<b>Grand Total, SUL ROSS STATE UNIVERSITY</b>	<u>\$ 18,039,304</u>	<u>\$ 15,347,954</u>

**SUL ROSS STATE UNIVERSITY**  
(Continued)

**Method of Financing:**

General Revenue Fund	\$ 15,702,816	\$ 12,896,683
<u>General Revenue Fund - Dedicated</u>		
Estimated Statutory Tuition Increases Account No. 708	135,830	271,660
Estimated Other Educational and General Income Account No. 770	<u>2,200,658</u>	<u>2,179,611</u>
Subtotal, General Revenue - Dedicated	<u>\$ 2,336,488</u>	<u>\$ 2,451,271</u>
<b>Total, Method of Financing</b>	<u><b>\$ 18,039,304</b></u>	<u><b>\$ 15,347,954</b></u>
<b>Number of Full-time Equivalent Positions (FTE) - Appropriated Funds</b>	312.0	312.0
<b>Number of Full-time Equivalent Positions (FTE) - Total</b>	424.0	424.0

1. **Informational Listing of Appropriated Funds.** The appropriations made above for Educational and General State Support are subject to the special and general provisions of this Act and include the following amounts for the purposes indicated.

**A. Goal: INSTRUCTION/OPERATIONS**

Provide Instructional and Operations Support

**Outcome (Results/Impact):**

State Pass Rate of Education EXCET Exam	75%	76%
Percent of First-time, Full-time, Degree-seeking Freshmen Who Earn a Baccalaureate Degree Within Six Academic Years	23%	25%
Retention Rate of First-time, Full-time, Degree-seeking Freshmen Students After One Academic Year	54%	56%
Percent of Lower Division Courses Taught by Tenured Faculty	52%	52%
Percent of Baccalaureate Graduates Who Are First Generation College Graduates	62.3%	62.3%
Administrative Cost As a Percent of Total Expenditures	12.3%	12.2%

<b>A.1.1. Strategy: OPERATIONS SUPPORT</b>	\$ 6,431,528	\$ 6,524,719
<b>A.1.2. Strategy: TEACHING EXPERIENCE SUPPLEMENT</b>	\$ 135,511	\$ 137,474
<b>A.1.3. Strategy: GROWTH SUPPLEMENT</b>	\$ 141,242	\$ 143,288
<b>A.1.4. Strategy: STAFF GROUP INSURANCE PREMIUMS</b>	\$ 135,772	\$ 145,955
<b>A.1.5. Strategy: TEXAS PUBLIC EDUCATION GRANTS</b>	\$ 335,837	\$ 352,723
<b>A.1.6. Strategy: INDIRECT COST RECOVERY</b>	\$ 5,000	\$ 5,000
Indirect Cost Recovery for Research Related Activities		
<b>A.1.7. Strategy: ORGANIZED ACTIVITIES</b>	\$ 10,500	\$ 10,500
<b>A.1.8. Strategy: FORMULA HOLD HARMLESS</b>	\$ 272,705	\$ 272,705
<b>A.1.9. Strategy: CAPITAL EQUITY &amp; EXCELLENCE FUNDING</b>	<u>\$ 170,978</u>	<u>\$ 170,978</u>
Capital Equity and Excellence Funding		
<b>Total, Goal A: INSTRUCTION/OPERATIONS</b>	<u><b>\$ 7,639,073</b></u>	<u><b>\$ 7,763,342</b></u>

**SUL ROSS STATE UNIVERSITY**  
(Continued)

**B. Goal: INFRASTRUCTURE SUPPORT**

Provide Infrastructure Support

<b>B.1.1. Strategy: E &amp; G SPACE SUPPORT</b>	\$ 2,665,934	\$ 2,704,562
Educational and General Space Support		
<b>B.1.2. Strategy: TUITION REVENUE BOND</b>		
RETIREMENT	<u>\$ 1,690,108</u>	<u>\$ 1,685,861</u>
<b>Total, Goal B: INFRASTRUCTURE SUPPORT</b>	<u>\$ 4,356,042</u>	<u>\$ 4,390,423</u>

**C. Goal: SPECIAL ITEM SUPPORT**

Provide Special Item Support

<b>C.1.1. Strategy: CHIHUAHUAN DESERT</b>		
RESEARCH	\$ 39,104	\$ 39,104
<b>C.1.2. Strategy: CENTER FOR BIG BEND</b>		
STUDIES	\$ 222,099	\$ 222,099
<b>C.2.1. Strategy: SUL ROSS MUSEUM</b>	\$ 143,572	\$ 143,572
Sul Ross State University Museum		
<b>C.2.2. Strategy: SMALL BUSINESS</b>		
DEVELOPMENT CENTER	\$ 87,604	\$ 87,604
Big Bend Region Minority and Small Business Development Center		
<b>C.2.3. Strategy: CRIMINAL JUSTICE ACADEMY</b>	\$ 94,176	\$ 94,176
<b>C.2.4. Strategy: BIG BEND ARCHIVES</b>	\$ 75,000	\$ 75,000
Archives of the Big Bend		
<b>C.3.1. Strategy: INSTITUTIONAL</b>		
ENHANCEMENT	\$ 2,532,634	\$ 2,532,634
<b>C.3.2. Strategy: HISTORIC BUILDING</b>		
RENOVATION	\$ 2,000,000	\$ U.B.
<b>C.3.3. Strategy: UTILITY IMPROVEMENTS</b>	<u>\$ 850,000</u>	<u>\$ U.B.</u>
<b>Total, Goal C: SPECIAL ITEM SUPPORT</b>	<u>\$ 6,044,189</u>	<u>\$ 3,194,189</u>

**Grand Total, SUL ROSS STATE  
UNIVERSITY**

\$ 18,039,304    \$ 15,347,954

**Method of Financing:**

General Revenue Fund	\$ 15,702,816	\$ 12,896,683
<u>General Revenue Fund - Dedicated</u>		
Estimated Statutory Tuition Increases Account No. 708	135,830	271,660
Estimated Other Educational and General Income Account No. 770	<u>2,200,658</u>	<u>2,179,611</u>
Subtotal, General Revenue - Dedicated	<u>\$ 2,336,488</u>	<u>\$ 2,451,271</u>
<b>Total, Method of Financing</b>	<u>\$ 18,039,304</u>	<u>\$ 15,347,954</u>

2. **SRSU Extended Education Center.** The amount appropriated above in Strategy C.3.2., Historic Building Renovation, shall be used solely to renovate or otherwise restore a historic property located in Alpine, Texas, the purchase of which is hereby authorized. The facility shall be used for educational and state purposes. The University may enter into beneficial partnerships with such agencies or entities, including the General Services Commission, as may be determined necessary to develop and use the facility.

**SUL ROSS STATE UNIVERSITY RIO GRANDE COLLEGE**

	For the Years Ending	
	August 31, 2000	August 31, 2001
1. Educational and General State Support	\$ 6,076,975	\$ 5,122,458
<b>Grand Total, SUL ROSS STATE UNIVERSITY RIO GRANDE COLLEGE</b>	<b>\$ 6,076,975</b>	<b>\$ 5,122,458</b>
<b>Method of Financing:</b>		
General Revenue Fund	\$ 5,417,986	\$ 4,430,609
<b>General Revenue Fund - Dedicated</b>		
Estimated Statutory Tuition Increases Account No. 708	39,269	78,538
Estimated Other Educational and General Income Account No. 770	<u>619,720</u>	<u>613,311</u>
Subtotal, General Revenue - Dedicated	\$ 658,989	\$ 691,849
<b>Total, Method of Financing</b>	<b>\$ 6,076,975</b>	<b>\$ 5,122,458</b>
<b>Number of Full-time Equivalent Positions (FTE) - Appropriated Funds</b>	68.5	68.5
<b>Number of Full-time Equivalent Positions (FTE) - Total</b>	71.0	71.0

1. **Informational Listing of Appropriated Funds.** The appropriations made above for Educational and General State Support are subject to the special and general provisions of this Act and include the following amounts for the purposes indicated.

**A. Goal: INSTRUCTION/OPERATIONS**

Provide Instructional and Operations Support

**Outcome (Results/Impact):**

State Pass Rate of Education EXCET Exam	74%	76%
Percent of First-Time, Full-Time, Degree-Seeking Transfer Students Who Earn a Baccalaureate Degree Within Four Academic Years	65%	65%
Retention Rate of First-Time, Full-Time, Degree-Seeking Transfer Students after One Academic Year (Upper-Level Institutions Only)	65%	65%
Administrative Cost As a Percent of Total Expenditures	15%	13%

<b>A.1.1. Strategy: OPERATIONS SUPPORT</b>	\$ 2,109,210	\$ 2,137,034
<b>A.1.2. Strategy: TEACHING EXPERIENCE SUPPLEMENT</b>	\$ 43,589	\$ 44,164
<b>A.1.3. Strategy: GROWTH SUPPLEMENT</b>	\$ 63,984	\$ 64,828
<b>A.1.4. Strategy: STAFF GROUP INSURANCE PREMIUMS</b>	\$ 16,618	\$ 17,865
<b>A.1.5. Strategy: TEXAS PUBLIC EDUCATION GRANTS</b>	\$ 97,213	\$ 102,180
<b>A.1.6. Strategy: FORMULA HOLD HARMLESS</b>	\$ 102,953	\$ 102,953

**SUL ROSS STATE UNIVERSITY RIO GRANDE COLLEGE**  
(Continued)

<b>A.1.7. Strategy:</b> CAPITAL EQUITY & EXCELLENCE FUNDING	\$ 27,874	\$ 27,874
Capital Equity and Excellence Funding		
<b>Total, Goal A:</b> INSTRUCTION/OPERATIONS	<u>\$ 2,461,441</u>	<u>\$ 2,496,898</u>
<b>B. Goal:</b> INFRASTRUCTURE SUPPORT		
Provide Infrastructure Support		
<b>B.1.1. Strategy:</b> E & G SPACE SUPPORT	\$ 760,026	\$ 770,052
Educational and General Space Support		
<b>B.1.2. Strategy:</b> LEASE OF FACILITIES	<u>\$ 260,591</u>	<u>\$ 260,591</u>
<b>Total, Goal B:</b> INFRASTRUCTURE SUPPORT	<u>\$ 1,020,617</u>	<u>\$ 1,030,643</u>
<b>C. Goal:</b> SPECIAL ITEM SUPPORT		
Provide Special Item Support		
<b>C.1.1. Strategy:</b> SMALL BUSINESS CENTER	\$ 109,837	\$ 109,837
Small Business Development Center		
<b>C.1.2. Strategy:</b> DOLPH BRISCOE INSTITUTE	\$ 50,000	\$ 50,000
Dolph Briscoe Institute for Local Government		
<b>C.2.1. Strategy:</b> INSTITUTIONAL ENHANCEMENT	\$ 1,435,080	\$ 1,435,080
<b>C.2.2. Strategy:</b> LIBRARY EXPANSION	<u>\$ 1,000,000</u>	<u>\$ U.B.</u>
<b>Total, Goal C:</b> SPECIAL ITEM SUPPORT	<u>\$ 2,594,917</u>	<u>\$ 1,594,917</u>
<b>Grand Total, SUL ROSS STATE UNIVERSITY RIO GRANDE COLLEGE</b>	<u>\$ 6,076,975</u>	<u>\$ 5,122,458</u>
<b>Method of Financing:</b>		
General Revenue Fund	\$ 5,417,986	\$ 4,430,609
<u>General Revenue Fund - Dedicated</u>		
Estimated Statutory Tuition Increases Account No. 708	39,269	78,538
Estimated Other Educational and General Income Account No. 770	<u>619,720</u>	<u>613,311</u>
Subtotal, General Revenue - Dedicated	<u>\$ 658,989</u>	<u>\$ 691,849</u>
<b>Total, Method of Financing</b>	<u>\$ 6,076,975</u>	<u>\$ 5,122,458</u>



**THE UNIVERSITY OF TEXAS SOUTHWESTERN MEDICAL CENTER AT DALLAS**  
(Continued)

<b>A.2.1. Strategy:</b> STAFF GROUP INSURANCE PREMIUMS	\$ 1,149,243	\$ 1,152,691
<b>A.2.2. Strategy:</b> WORKERS' COMPENSATION INSURANCE	\$ 439,308	\$ 475,342
<b>A.2.3. Strategy:</b> UNEMPLOYMENT INSURANCE	\$ 84,525	\$ 91,458
<b>A.3.1. Strategy:</b> TEXAS PUBLIC EDUCATION GRANTS	\$ 935,900	\$ 943,100
<b>A.3.2. Strategy:</b> MEDICAL LOANS	<u>\$ 93,900</u>	<u>\$ 93,900</u>
<b>Total, Goal A:</b> PROVIDE INSTRUCTION/ OPERATIONS	<u>\$ 57,583,326</u>	<u>\$ 57,639,269</u>
<b>B. Goal:</b> PROVIDE RESEARCH SUPPORT		
<b>Outcome (Results/Impact):</b>		
Total external research expenditures (000)	126,102.5	133,846.8
<b>B.1.1. Strategy:</b> RESEARCH ENHANCEMENT	\$ 5,793,267	\$ 5,793,267
<b>B.1.2. Strategy:</b> INDIRECT COST RECOVERY	<u>\$ 23,288,041</u>	<u>\$ 25,555,606</u>
<b>Total, Goal B:</b> PROVIDE RESEARCH SUPPORT	<u>\$ 29,081,308</u>	<u>\$ 31,348,873</u>
<b>C. Goal:</b> PROVIDE INFRASTRUCTURE SUPPORT		
<b>C.1.1. Strategy:</b> E&G SPACE SUPPORT Educational and General Space Support	\$ 22,598,655	\$ 22,599,692
<b>C.2.1. Strategy:</b> TUITION REVENUE BOND RETIREMENT	\$ 2,310,003	\$ 2,311,018
<b>C.2.2. Strategy:</b> DEBT SVC.-N. CAMPUS EXPANSION Debt Service - North Campus Expansion	<u>\$ 9,058,779</u>	<u>\$ 9,058,779</u>
<b>Total, Goal C:</b> PROVIDE INFRASTRUCTURE SUPPORT	<u>\$ 33,967,437</u>	<u>\$ 33,969,489</u>
<b>D. Goal:</b> PROVIDE SPECIAL ITEM SUPPORT		
<b>D.1.1. Strategy:</b> PRIMARY CARE RESIDENCY TRAINING Primary Care Residency Training Program	\$ 1,110,810	\$ 1,110,810
<b>D.2.1. Strategy:</b> SCIENCE TEACHER ACCESS TO RESOURCES Program for Science Teacher Access to Resources (STARS) <b>Output (Volume):</b> Number of high school and middle school teachers completing a STARS program	\$ 607,319	\$ 621,147
	475	475
<b>D.3.1. Strategy:</b> REGIONAL BURN CARE CENTER	\$ 103,879	\$ 106,401

**THE UNIVERSITY OF TEXAS SOUTHWESTERN MEDICAL CENTER AT DALLAS**

(Continued)

**D.4.1. Strategy:** INSTITUTIONAL ENHANCEMENT \$ 1,000,000 \$ 1,000,000

**Total, Goal D:** PROVIDE SPECIAL ITEM SUPPORT \$ 2,822,008 \$ 2,838,358

**Grand Total, THE UNIVERSITY OF TEXAS SOUTHWESTERN MEDICAL CENTER AT DALLAS** **\$ 123,454,079 \$ 125,795,989**

**Method of Financing:**

General Revenue Fund \$ 83,184,653 \$ 83,134,663  
 General Revenue Fund - Dedicated - Estimated Other Educational and General Income Account No. 770 40,269,426 42,661,326

**Total, Method of Financing** **\$ 123,454,079 \$ 125,795,989**

**THE UNIVERSITY OF TEXAS MEDICAL BRANCH AT GALVESTON**

For the Years Ending  
 August 31, August 31,  
2000 2001

1. Educational and General State Support \$ 464,891,403 \$ 464,837,837

**Grand Total, THE UNIVERSITY OF TEXAS MEDICAL BRANCH AT GALVESTON** **\$ 464,891,403 \$ 464,837,837**

**Method of Financing:**

General Revenue Fund \$ 213,710,780 \$ 213,627,136  
 General Revenue Fund - Dedicated - Estimated Other Educational and General Income Account No. 770 251,180,623 251,210,701

**Total, Method of Financing** **\$ 464,891,403 \$ 464,837,837**

**Number of Full-time Equivalent Positions (FTE) - Appropriated Funds** 6,885.0 6,885.0

**Number of Full-time Equivalent Positions (FTE) - Total** 14,927.0 14,927.0

1. **Informational Listing of Appropriated Funds.** The appropriations made above for Educational and General State Support are subject to the special and general provisions of this Act and include the following amounts for the purposes indicated.

**A. Goal:** PROVIDE INSTRUCTION/OPERATIONS  
 Provide Instructional and Operations Support

**Outcome (Results/Impact):**

Percent of medical school students passing part 1 or part 2 of the national licensing exam on the first attempt 94% 94%



**THE UNIVERSITY OF TEXAS MEDICAL BRANCH AT GALVESTON**  
(Continued)

Percent of medical school graduates entering a primary care residency	58%	58%
Percent of medical school graduates practicing primary care in Texas	30%	30%
Percent of allied health graduates passing the certification/licensure exam on the first attempt	95%	95%
Percent of allied health graduates who are licensed or certified in Texas	75%	75%
Percent of BSN graduates passing the national licensing exam on the first attempt in Texas	97%	97%
Percent of BSN graduates who are licensed in Texas	95%	95%
Percent of MSN graduates granted Advanced Practice Status in Texas	90%	90%
Administrative cost as a percent of total expenditures	3.29%	3.29%
<b>A.1.1. Strategy: MEDICAL EDUCATION</b>	\$ 50,894,379	\$ 50,865,633
<b>Explanatory:</b>		
Minority admissions as a percent of total first-year admissions (all schools)	23%	23%
Minority admissions as a percent of total M.D. admissions	25%	25%
<b>A.1.2. Strategy: BIOMEDICAL SCIENCES TRAINING</b>	\$ 3,226,521	\$ 3,224,699
Graduate Training in Biomedical Sciences		
<b>A.1.3. Strategy: ALLIED HEALTH PROFESSIONS TRAINING</b>	\$ 8,194,535	\$ 8,189,907
<b>A.1.4. Strategy: NURSING EDUCATION</b>	\$ 5,662,374	\$ 5,659,176
<b>A.2.1. Strategy: STAFF GROUP INSURANCE PREMIUMS</b>	\$ 16,798,276	\$ 16,848,670
<b>A.2.2. Strategy: WORKERS' COMPENSATION INSURANCE</b>	\$ 1,683,663	\$ 1,680,003
<b>A.2.3. Strategy: UNEMPLOYMENT INSURANCE</b>	\$ 380,305	\$ 379,477
<b>A.3.1. Strategy: TEXAS PUBLIC EDUCATION GRANTS</b>	\$ 1,053,176	\$ 1,057,381
<b>A.3.2. Strategy: MEDICAL LOANS</b>	\$ 140,423	\$ 140,984
<b>Total, Goal A: PROVIDE INSTRUCTION/ OPERATIONS</b>	<u>\$ 88,033,652</u>	<u>\$ 88,045,930</u>
<b>B. Goal: PROVIDE RESEARCH SUPPORT</b>		
<b>Outcome (Results/Impact):</b>		
Total external research expenditures	62,800,000	64,700,000
<b>B.1.1. Strategy: RESEARCH ENHANCEMENT</b>	\$ 3,595,719	\$ 3,595,719
<b>B.1.2. Strategy: INDIRECT COST RECOVERY</b>	<u>\$ 10,345,261</u>	<u>\$ 10,343,043</u>
<b>Total, Goal B: PROVIDE RESEARCH SUPPORT</b>	<u>\$ 13,940,980</u>	<u>\$ 13,938,762</u>
<b>C. Goal: PROVIDE INFRASTRUCTURE SUPPORT</b>		
<b>C.1.1. Strategy: E&amp;G SPACE SUPPORT</b>	\$ 18,875,524	\$ 18,865,599
Educational and General Space Support		
<b>C.2.1. Strategy: TUITION REVENUE BOND RETIREMENT</b>	\$ 814,976	\$ 815,789
<b>C.2.2. Strategy: CAPITAL PROJECTS</b>	<u>\$ 591,119</u>	<u>\$ 1,224,291</u>
<b>Total, Goal C: PROVIDE INFRASTRUCTURE SUPPORT</b>	<u>\$ 20,281,619</u>	<u>\$ 20,905,679</u>

**THE UNIVERSITY OF TEXAS MEDICAL BRANCH AT GALVESTON**  
(Continued)

**D. Goal: PROVIDE HEALTH CARE SUPPORT**

**Outcome (Results/Impact):**

Percent of residency completers practicing in Texas	40%	40%
Total gross charges for un-sponsored charity care provided in state-owned facilities (000)	258,000	270,000
Total gross charges (excluding un-sponsored charity care) provided in state-owned facilities (000)	485,000	508,000

**D.1.1. Strategy: MEDICAL BRANCH**

**HOSPITALS** \$ 329,781,446 \$ 329,102,744

**Output (Volume):**

Total number of outpatient visits	881,000	907,000
Total number of inpatient days	185,000	178,000

**Explanatory:**

Minority residents as a percent of total residents 18% 18%

**E. Goal: PROVIDE SPECIAL ITEM SUPPORT**

**E.1.1. Strategy: CHRONIC HOME DIALYSIS CENTER**

\$ 2,268,079 \$ 2,265,807

**E.1.2. Strategy: PRIMARY CARE PHYSICIAN SERVICES**

\$ 7,265,592 \$ 7,260,071

**E.1.3. Strategy: EAST TEXAS HEALTH EDUCATION CENTERS**

\$ 2,320,035 \$ 2,318,844

East Texas Area Health Education Centers

**E.2.1. Strategy: INSTITUTIONAL ENHANCEMENT**

\$ 1,000,000 \$ 1,000,000

**Total, Goal E: PROVIDE SPECIAL ITEM SUPPORT**

\$ 12,853,706 \$ 12,844,722

**Grand Total, THE UNIVERSITY OF TEXAS MEDICAL BRANCH AT GALVESTON**

\$ 464,891,403 \$ 464,837,837

**Method of Financing:**

General Revenue Fund	\$ 213,710,780	\$ 213,627,136
General Revenue Fund - Dedicated - Estimated Other Educational and General Income Account No. 770	<u>251,180,623</u>	<u>251,210,701</u>

**Total, Method of Financing**

\$ 464,891,403 \$ 464,837,837

2. **Appropriation of Charges and Fees.** There is hereby appropriated to The University of Texas Medical Branch at Galveston all charges and fees collected for the general expenses of the medical branch hospitals, including maintenance, support, and salaries of employees for the fiscal years ending August 31, 2000 and 2001.
3. **Rates, Donations and Gifts.** The Board of Regents of The University of Texas System shall fix reasonable rates to be charged and collected by hospitals, and may make and enter into contracts for the hospitalization of the indigent sick and accept donations and gifts for the support and maintenance of the hospitals and may utilize up to \$5 million per annum of local income to match any gift made to endowments provided, however, such match will not result in any reduction in the level of services for patients or any requirement for general revenue replacement. Any project initiated under this authorization shall not be structured in such a manner that will require future specific appropriation of general revenue. Provided, however, that this provision shall not be construed so as to authorize, without the prior and specific

**THE UNIVERSITY OF TEXAS MEDICAL BRANCH AT GALVESTON**  
(Continued)

approval of the Legislature, the acceptance of real property which would require an appropriation by the Legislature for maintenance, repair, or construction of buildings.

4. **Helicopter Operation.** The University of Texas Medical Branch at Galveston is authorized to lease and operate a helicopter for the purpose of transporting critically ill or emergency patients to the medical branch hospitals. No state funds are to be used for the operation of this helicopter, except where the patient served is indigent or through an interagency contract with another state agency, or unless costs are reimbursed from insurance proceeds.
5. **Transfers of Appropriations - State Owned Hospitals.** The University of Texas Medical Branch at Galveston shall transfer from non-Medicaid state appropriated funds \$97,637,179 in fiscal year 2000 and \$97,637,179 in fiscal year 2001 to the Department of Health. The timing and form of such transfers shall be determined by the Comptroller of Public Accounts in consultation with the Department of Health. The Legislative Budget Board is authorized to adjust the amounts of such transfers as necessary to match available federal funds.
6. **Appropriation of Costs for Health Care to Inmates.** None of the funds appropriated above shall be expended to provide or support the provision of health care to inmates of the Texas Department of Criminal Justice. It is the intent of the Legislature that all costs for providing health care to inmates of the TDCJ including costs of operating TDCJ hospital facilities in Galveston County and Lubbock County shall be paid from appropriations made to the TDCJ and from any financial reserves from contracts with TDCJ that are held by the university for the correctional health care services. Appropriations made to the TDCJ for the provision of inmate health care services shall be expended in accordance with Chapter 501, Government Code, Sec. 501.059.

**THE UNIVERSITY OF TEXAS HEALTH SCIENCE CENTER AT HOUSTON**

	For the Years Ending	
	August 31, 2000	August 31, 2001
	<u>          </u>	<u>          </u>
1. Educational and General State Support	\$ 139,199,462	\$ 140,831,663
<b>Grand Total, THE UNIVERSITY OF TEXAS HEALTH SCIENCE CENTER AT HOUSTON</b>	<b>\$ 139,199,462</b>	<b>\$ 140,831,663</b>
<b>Method of Financing:</b>		
General Revenue Fund	\$ 112,192,670	\$ 113,660,149
General Revenue Fund - Dedicated - Estimated Other		
Educational and General Income Account No. 770	<u>27,006,792</u>	<u>27,171,514</u>
<b>Total, Method of Financing</b>	<b>\$ 139,199,462</b>	<b>\$ 140,831,663</b>
<b>Number of Full-time Equivalent Positions (FTE) - Appropriated Funds</b>	1,927.0	1,927.0
<b>Number of Full-time Equivalent Positions (FTE) - Total</b>	4,563.0	4,563.0

**THE UNIVERSITY OF TEXAS HEALTH SCIENCE CENTER AT HOUSTON**  
(Continued)

1. **Informational Listing of Appropriated Funds.** The appropriations made above for Educational and General State Support are subject to the special and general provisions of this Act and include the following amounts for the purposes indicated.

**A. Goal: PROVIDE INSTRUCTION/OPERATIONS**

Provide Instructional and Operations Support

**Outcome (Results/Impact):**

Percent of medical school students passing part 1 or part 2 of the national licensing exam on the first attempt	94%	94%
Percent of medical school graduates entering a primary care residency	60%	60%
Percent of medical school graduates practicing primary care in Texas	28%	28%
Percent of dental school graduates admitted to an advanced education program in general dentistry	15%	15%
Percent of dental students passing part 1 or part 2 of the national licensing exam on the first attempt	91%	91%
Percent of dental school graduates licensed in Texas	90%	90%
Percent of allied health graduates passing the certification/licensure exam on the first attempt	100%	100%
Percent of allied health graduates who are licensed or certified in Texas	98%	98%
Percent of BSN graduates passing the national licensing exam on the first attempt in Texas	95%	95%
Percent of BSN graduates who are licensed in Texas	97%	97%
Percent of MSN graduates granted Advanced Practice Status in Texas	65%	65%
Percent of public health school graduates who are employed in Texas	67%	67%
Administrative cost as a percent of total expenditures	8.29%	8.29%

**A.1.1. Strategy: MEDICAL EDUCATION** \$ 45,935,923 \$ 45,931,370

**Explanatory:**

Minority admissions as a percent of total first-year admissions (all schools)	14%	14%
Minority admissions as a percent of total M.D. admissions	15%	15%
Minority residents as a percent of total residents	15%	15%

**A.1.2. Strategy: DENTAL EDUCATION** \$ 16,368,511 \$ 16,366,889

**Explanatory:**

Minority admissions as a percent of total dental school admissions	10%	10%
--	-----	-----

**A.1.3. Strategy: BIOMEDICAL SCIENCES TRAINING** \$ 7,403,119 \$ 7,402,385

Graduate Training in Biomedical Sciences

**A.1.4. Strategy: ALLIED HEALTH**

**PROFESSIONS TRAINING** \$ 1,146,398 \$ 1,146,284

**A.1.5. Strategy: NURSING EDUCATION** \$ 6,947,148 \$ 6,946,460

**A.1.6. Strategy: GRADUATE TRAINING IN PUBLIC HEALTH** \$ 10,123,276 \$ 10,122,272

**A.2.1. Strategy: STAFF GROUP INSURANCE PREMIUMS** \$ 2,223,781 \$ 2,230,452

**A.2.2. Strategy: WORKERS' COMPENSATION INSURANCE** \$ 633,838 \$ 633,838

**A.2.3. Strategy: UNEMPLOYMENT INSURANCE** \$ 61,797 \$ 61,797

**A.3.1. Strategy: TEXAS PUBLIC EDUCATION GRANTS** \$ 1,241,176 \$ 1,265,302

**THE UNIVERSITY OF TEXAS HEALTH SCIENCE CENTER AT HOUSTON**  
(Continued)

<b>A.3.2. Strategy:</b> MEDICAL LOANS	\$ <u>107,853</u>	\$ <u>107,853</u>
<b>Total, Goal A:</b> PROVIDE INSTRUCTION/ OPERATIONS	\$ <u>92,192,820</u>	\$ <u>92,214,902</u>
<b>B. Goal:</b> PROVIDE RESEARCH SUPPORT <b>Outcome (Results/Impact):</b> Total external research expenditures (000)	112,925	118,571
<b>B.1.1. Strategy:</b> RESEARCH ENHANCEMENT	\$ 4,332,148	\$ 4,332,148
<b>B.1.2. Strategy:</b> INDIRECT COST RECOVERY	\$ <u>13,688,550</u>	\$ <u>13,703,288</u>
<b>Total, Goal B:</b> PROVIDE RESEARCH SUPPORT	\$ <u>18,020,698</u>	\$ <u>18,035,436</u>
<b>C. Goal:</b> PROVIDE INFRASTRUCTURE SUPPORT <b>C.1.1. Strategy:</b> E&G SPACE SUPPORT Educational and General Space Support <b>C.2.1. Strategy:</b> TUITION REVENUE BOND RETIREMENT	\$ 18,169,562	\$ 18,167,793
	\$ <u>985,289</u>	\$ <u>2,574,508</u>
<b>Total, Goal C:</b> PROVIDE INFRASTRUCTURE SUPPORT	\$ <u>19,154,851</u>	\$ <u>20,742,301</u>
<b>D. Goal:</b> PROVIDE HEALTH CARE SUPPORT <b>Outcome (Results/Impact):</b> Total gross charges for un-sponsored charity care provided in state-owned facilities Total gross charges (excluding un-sponsored charity care) provided in state-owned facilities	22,467,975	21,750,479
	9,357,934	10,179,899
<b>D.1.1. Strategy:</b> DENTAL CLINIC OPERATIONS	\$ 2,561,543	\$ 2,564,799
<b>E. Goal:</b> PROVIDE SPECIAL ITEM SUPPORT <b>E.1.1. Strategy:</b> SATELLITE PUBLIC HEALTH PROGRAM <b>E.2.1. Strategy:</b> HARRIS COUNTY HOSPITAL DISTRICT <b>E.2.2. Strategy:</b> SERVICE DELIVERY VALLEY/ BORDER Service Delivery in the Valley/Border Region <b>E.3.1. Strategy:</b> INSTITUTIONAL ENHANCEMENT	\$ 1,358,259	\$ 1,357,302
	\$ 4,344,666	\$ 4,350,676
	\$ 566,625	\$ 566,247
	\$ <u>1,000,000</u>	\$ <u>1,000,000</u>
<b>Total, Goal E:</b> PROVIDE SPECIAL ITEM SUPPORT	\$ <u>7,269,550</u>	\$ <u>7,274,225</u>
<b>Grand Total, THE UNIVERSITY OF TEXAS HEALTH SCIENCE CENTER AT HOUSTON</b>	\$ <u>139,199,462</u>	\$ <u>140,831,663</u>

**THE UNIVERSITY OF TEXAS HEALTH SCIENCE CENTER AT HOUSTON**  
(Continued)

**Method of Financing:**

General Revenue Fund	\$ 112,192,670	\$ 113,660,149
General Revenue Fund - Dedicated - Estimated		
Other Educational and General Income Account		
No. 770	<u>27,006,792</u>	<u>27,171,514</u>
<b>Total, Method of Financing</b>	<b>\$ <u>139,199,462</u></b>	<b>\$ <u>140,831,663</u></b>

2. **Texas Heart Institute.** Out of the funds appropriated above, the institution shall allocate \$894,133 in each year of the biennium to the Texas Heart Institute for gene therapy and \$399,086 in each year of the biennium to the Texas Heart Institute for cardiovascular research.
3. **Harris County Psychiatric Center.** Contingent on the passage of House Bill 3011, or similar legislation, \$19,641,851 in fiscal year 2000 and \$19,641,851 in fiscal year 2001 transferred from the Texas Department of Mental Health and Mental Retardation shall be allocated for the support of Harris County Psychiatric Center. Performance measures associated with the transfer shall include, at the minimum, the not-to-exceed cost per patient per day, the average number of funded beds per day for children, adults, and geriatric patients, the average percentage of occupancy per day, and the not-to-exceed average length of stay for each of the priority population consumer populations.
4. **Transfers of Appropriations - State Owned Hospitals.** Contingent upon the enactment of House Bill 3011, or similar legislation, The University of Texas Health Science Center at Houston shall transfer from non-Medicaid state appropriated funds \$22,732,242 in fiscal year 2000 and \$21,607,534 in fiscal year 2001 to the Department of Health for the Disproportionate Share Hospital Reimbursement Program. The timing and form of such transfers shall be determined by the Comptroller of Public Accounts in consultation with the Department of Health. The Legislative Budget Board is authorized to adjust the amounts of such transfers as necessary to match available federal funds.

**THE UNIVERSITY OF TEXAS HEALTH SCIENCE CENTER AT SAN ANTONIO**

	For the Years Ending	
	August 31, 2000	August 31, 2001
1. Educational and General State Support	\$ <u>130,210,285</u>	\$ <u>129,493,151</u>
<b>Grand Total, THE UNIVERSITY OF TEXAS HEALTH SCIENCE CENTER AT SAN ANTONIO</b>	<b>\$ <u>130,210,285</u></b>	<b>\$ <u>129,493,151</u></b>
 <b>Method of Financing:</b>		
General Revenue Fund	\$ 110,064,908	\$ 109,283,827
General Revenue Fund - Dedicated - Estimated Other		
Educational and General Income Account No. 770	<u>20,145,377</u>	<u>20,209,324</u>
<b>Total, Method of Financing</b>	<b>\$ <u>130,210,285</u></b>	<b>\$ <u>129,493,151</u></b>

**THE UNIVERSITY OF TEXAS HEALTH SCIENCE CENTER AT SAN ANTONIO**  
(Continued)

<b>Number of Full-time Equivalent Positions (FTE) - Appropriated Funds</b>	2,188.0	2,203.5
<b>Number of Full-time Equivalent Positions (FTE) - Total</b>	4,673.5	4,703.5

1. **Informational Listing of Appropriated Funds.** The appropriations made above for Educational and General State Support are subject to the special and general provisions of this Act and include the following amounts for the purposes indicated.

**A. Goal: PROVIDE INSTRUCTION/OPERATIONS**  
Provide Instructional and Operations Support

**Outcome (Results/Impact):**

Percent of medical school students passing part 1 or part 2 of the national licensing exam on the first attempt	94%	94%
Percent of medical school graduates entering a primary care residency	58%	58%
Percent of medical school graduates practicing primary care in Texas	29%	30%
Percent of dental school graduates admitted to an advanced education program in general dentistry	15%	15%
Percent of dental students passing part 1 or part 2 of the national licensing exam on the first attempt	91%	91%
Percent of dental school graduates licensed in Texas	68%	68%
Percent of allied health graduates passing the certification/licensure exam on the first attempt	95%	95%
Percent of allied health graduates who are licensed or certified in Texas	88%	88%
Percent of BSN graduates passing the national licensing exam on the first attempt in Texas	94%	94%
Percent of BSN graduates who are licensed in Texas	85%	85%
Percent of MSN graduates granted Advanced Practice Status in Texas	24%	25%
Administrative cost as a percent of total expenditures	4.3%	4.3%

<b>A.1.1. Strategy: MEDICAL EDUCATION</b>	\$ 45,016,624	\$ 45,017,388
---	---------------	---------------

**Explanatory:**

Minority admissions as a percent of total first-year admissions (all schools)	18.9%	18.8%
Minority admissions as a percent of total M.D. admissions	21%	22%
Minority residents as a percent of total residents	22%	22%

<b>A.1.2. Strategy: DENTAL EDUCATION</b>	\$ 20,838,881	\$ 20,839,235
--	---------------	---------------

**Explanatory:**

Minority admissions as a percent of total dental school admissions	16.7%	16.7%
--	-------	-------

<b>A.1.3. Strategy: BIOMEDICAL SCIENCES TRAINING</b>	\$ 3,643,763	\$ 3,643,824
--	--------------	--------------

Graduate Training in Biomedical Sciences

**A.1.4. Strategy: ALLIED HEALTH**

<b>PROFESSIONS TRAINING</b>	\$ 6,202,031	\$ 6,202,137
-----------------------------	--------------	--------------

<b>A.1.5. Strategy: NURSING EDUCATION</b>	\$ 7,554,155	\$ 7,554,283
---	--------------	--------------

<b>A.2.1. Strategy: STAFF GROUP INSURANCE PREMIUMS</b>	\$ 1,288,001	\$ 1,291,865
--	--------------	--------------

<b>A.2.2. Strategy: WORKERS' COMPENSATION INSURANCE</b>	\$ 408,745	\$ 408,956
---	------------	------------

<b>A.2.3. Strategy: UNEMPLOYMENT INSURANCE</b>	\$ 159,352	\$ 159,394
--	------------	------------

**THE UNIVERSITY OF TEXAS HEALTH SCIENCE CENTER AT SAN ANTONIO**  
(Continued)

<b>A.3.1. Strategy:</b> TEXAS PUBLIC EDUCATION GRANTS	\$ 1,335,248	\$ 1,335,248
<b>A.3.2. Strategy:</b> MEDICAL LOANS	\$ 110,963	\$ 110,963
<b>Total, Goal A:</b> PROVIDE INSTRUCTION/ OPERATIONS	\$ 86,557,763	\$ 86,563,293
<b>B. Goal:</b> PROVIDE RESEARCH SUPPORT		
<b>Outcome (Results/Impact):</b>		
Total external research expenditures	66,836,700	68,841,801
<b>B.1.1. Strategy:</b> RESEARCH ENHANCEMENT	\$ 3,639,663	\$ 3,639,663
<b>B.1.2. Strategy:</b> INDIRECT COST RECOVERY	\$ 9,563,820	\$ 9,559,808
<b>Total, Goal B:</b> PROVIDE RESEARCH SUPPORT	\$ 13,203,483	\$ 13,199,471
<b>C. Goal:</b> PROVIDE INFRASTRUCTURE SUPPORT		
<b>C.1.1. Strategy:</b> E&G SPACE SUPPORT Educational and General Space Support	\$ 17,975,166	\$ 17,975,487
<b>C.2.1. Strategy:</b> TUITION REVENUE BOND RETIREMENT	\$ 992,543	\$ 993,532
<b>Total, Goal C:</b> PROVIDE INFRASTRUCTURE SUPPORT	\$ 18,967,709	\$ 18,969,019
<b>D. Goal:</b> PROVIDE HEALTH CARE SUPPORT		
<b>D.1.1. Strategy:</b> DENTAL CLINIC OPERATIONS	\$ 2,952,786	\$ 2,952,806
<b>E. Goal:</b> PROVIDE SPECIAL ITEM SUPPORT		
<b>E.1.1. Strategy:</b> SOUTH TX PROFESSIONAL EDUCATION South Texas Border Region Health Professional Education	\$ 6,680,041	\$ 5,960,035
<b>Output (Volume):</b>		
Number of certificate, associate, and baccalaureate degree students participating in programs in South Texas area	734	724
Number of medical and dental students and post-baccalaureate allied health, nursing, and graduate students participating in programs in South Texas area	711	711
Number of resident physicians and dentists participating in programs in South Texas area	110	110
<b>E.2.1. Strategy:</b> FAMILY PRACTICE RESIDENCY TRAINING Family Practice Residency Training Program	\$ 645,908	\$ 645,926
<b>E.2.2. Strategy:</b> PODIATRY RESIDENCY TRAINING Podiatry Residency Training Program	\$ 202,595	\$ 202,601



**THE UNIVERSITY OF TEXAS HEALTH SCIENCE CENTER AT SAN ANTONIO**  
(Continued)

<b>E.3.1. Strategy:</b> INSTITUTIONAL ENHANCEMENT	\$ <u>1,000,000</u>	\$ <u>1,000,000</u>
<b>Total, Goal E:</b> PROVIDE SPECIAL ITEM SUPPORT	\$ <u>8,528,544</u>	\$ <u>7,808,562</u>
<b>Grand Total, THE UNIVERSITY OF TEXAS HEALTH SCIENCE CENTER AT SAN ANTONIO</b>	\$ <u>130,210,285</u>	\$ <u>129,493,151</u>

<b>Method of Financing:</b>		
General Revenue Fund	\$ 110,064,908	\$ 109,283,827
General Revenue Fund - Dedicated - Estimated		
Other Educational and General Income Account		
No. 770	<u>20,145,377</u>	<u>20,209,324</u>
<b>Total, Method of Financing</b>	\$ <u>130,210,285</u>	\$ <u>129,493,151</u>

2. **South Texas/Border Region Health Professional Education.** Out of the amounts appropriated above \$6,680,041 for the fiscal year ending August 31, 2000 and \$5,960,035 for the fiscal year ending August 31, 2001 shall be used by the institution to expand graduate medical education, including family practice resident training programs, and other health professional education in the South Texas/Border Region.
  - a. Of the funds appropriated for this purpose \$2,825,633 for the fiscal year ending August 31, 2000 and \$2,511,673 for the fiscal year ending August 31, 2001 shall be used by the institution for the Lower Rio Grande Valley in Cameron, Hidalgo, Starr, and Willacy Counties, to plan, initiate, and expand residency programs in pediatrics, psychiatry, family practice, obstetrics-gynecology, and internal medicine as appropriate; develop training programs in dentistry, nursing, and allied health; enhance existing clinical training sites; develop community resources and seek private support to supplement appropriated funds; recruit faculty and staff; and initiate appropriate medical library resources development.
  - b. Of the funds appropriated for this purpose \$1,766,021 for the fiscal year ending August 31, 2000, and \$1,569,797 for the fiscal year ending August 31, 2001 shall be used in the Middle Rio Grande Border Area, to be established in Webb County but to serve Zapata, Jim Hogg, Duval, McMullen, La Salle, Dimmit, and Maverick Counties, to plan, initiate, and expand programs in primary care residencies, and allied health, nursing, and dentistry; enhance clinical training sites; develop community resources and seek private support to supplement appropriated funds; recruit faculty and staff; and initiate appropriate medical library resources.
  - c. Of the funds appropriated for this purpose \$1,550,887 for the fiscal year ending August 31, 2000 and \$1,378,565 for the fiscal year ending August 31, 2001 shall be used in Corpus Christi and the Coastal Bend Area to develop or expand, among other things, undergraduate clinical programs, primary care residency programs, allied health programs, medical library resources, and faculty development.
  - d. Of the funds appropriated for this purpose \$537,500 for the fiscal year ending August 31, 2000 and \$500,000 for the fiscal year ending August 31, 2001 shall be used in the Winter Garden Region in Edwards, Kinney, Maverick, Uvalde, Val Verde and Zavala Counties to plan, initiate, and expand programs in allied health and nursing; enhance clinical training sites; develop community resources and seek private support to supplement appropriated funds; recruit faculty and staff; and initiate appropriate medical library distance learning and telehealth resources.

**THE UNIVERSITY OF TEXAS HEALTH SCIENCE CENTER AT SAN ANTONIO**  
(Continued)

- e. None of the funds appropriated according to this provision shall be used by UTHSCSA for the purpose of providing administrative support to the educational programs in the regions specified by parts a, b, c, or d of this provision. In addition, none of the funds identified by this provision shall be used on the campus of UTHSCSA for administrative purposes.
  - f. Any unexpended balances remaining in the appropriations identified in parts a, b, c, and d of this provision from the fiscal year ending August 31, 2000 are reappropriated to UTHSCSA for their original purposes and shall be used with funds appropriated by this provision for the fiscal year ending August 31, 2001 to continue to expand health professional programs and medical residency programs named in the previous subsections; provide needed support for direct medical education involving the Lower Rio Grande Valley, the Middle Rio Grande Area, the Corpus Christi/Coastal Bend Area, and the Winter Garden Region; and continue any needed infrastructure development. Hospital and clinic facilities for teaching and training purposes will be provided and maintained at no expense to the State.
  - g. A report by the Health Science Center shall be filed with the Legislative Budget Board and the Governor on or before December 1, 2000 concerning the use of the funds appropriated by this section and the extent to which the purposes specified by this section have been achieved.
3. **Nursing and Medical Technology Program.** It is the intent of the Legislature that the University of Texas Health Science Center in San Antonio continue to assist Sul Ross State University Rio Grande College with the baccalaureate degree program in nursing from funds appropriated above, and that it further work with both Sul Ross State University and Southwest Texas Junior College in establishing a baccalaureate degree program in medical technology. From funds appropriated above, at least \$100,000 in each year of the biennium shall be expended for the establishment of the medical technology program.

**THE UNIVERSITY OF TEXAS M. D. ANDERSON CANCER CENTER**

	For the Years Ending	
	August 31, 2000	August 31, 2001
1. Educational and General State Support	\$ 602,259,695	\$ 606,978,612
<b>Grand Total, THE UNIVERSITY OF TEXAS M. D. ANDERSON CANCER CENTER</b>	<b>\$ 602,259,695</b>	<b>\$ 606,978,612</b>
<b>Method of Financing:</b>		
General Revenue Fund	\$ 130,560,028	\$ 130,525,649
General Revenue Fund - Dedicated - Estimated Other Educational and General Income Account No. 770	<u>471,699,667</u>	<u>476,452,963</u>
<b>Total, Method of Financing</b>	<b>\$ 602,259,695</b>	<b>\$ 606,978,612</b>
<b>Number of Full-time Equivalent Positions (FTE) - Appropriated Funds</b>	6,029.0	6,036.0
<b>Number of Full-time Equivalent Positions (FTE) - Total</b>	8,465.5	8,545.5

**THE UNIVERSITY OF TEXAS M. D. ANDERSON CANCER CENTER**

(Continued)

1. **Informational Listing of Appropriated Funds.** The appropriations made above for Educational and General State Support are subject to the special and general provisions of this Act and include the following amounts for the purposes indicated.

**A. Goal: PROVIDE INSTRUCTION/OPERATIONS**

Provide Instructional and Operations Support

<b>A.1.1. Strategy:</b> STAFF GROUP INSURANCE PREMIUMS	\$ 16,918,542	\$ 16,969,298
<b>A.1.2. Strategy:</b> WORKERS' COMPENSATION INSURANCE	\$ 1,772,865	\$ 1,794,300
<b>A.1.3. Strategy:</b> UNEMPLOYMENT INSURANCE	<u>\$ 1,633,352</u>	<u>\$ 1,653,100</u>

<b>Total, Goal A: PROVIDE INSTRUCTION/OPERATIONS</b>	<u>\$ 20,324,759</u>	<u>\$ 20,416,698</u>
--	----------------------	----------------------

**B. Goal: PROVIDE RESEARCH SUPPORT**

**Outcome (Results/Impact):**

Total external research expenditures	66,022,408	68,003,080
--------------------------------------	------------	------------

<b>B.1.1. Strategy:</b> RESEARCH ENHANCEMENT	\$ 5,438,423	\$ 5,438,423
<b>B.1.2. Strategy:</b> INDIRECT COST RECOVERY	<u>\$ 19,111,511</u>	<u>\$ 19,682,110</u>

<b>Total, Goal B: PROVIDE RESEARCH SUPPORT</b>	<u>\$ 24,549,934</u>	<u>\$ 25,120,533</u>
--	----------------------	----------------------

**C. Goal: PROVIDE INFRASTRUCTURE SUPPORT**

<b>C.1.1. Strategy:</b> E&G SPACE SUPPORT Educational and General Space Support	\$ 34,328,386	\$ 34,509,458
<b>C.2.1. Strategy:</b> LONG-TERM CAPITAL PROGRAM	\$ 34,156,571	\$ 33,899,383
<b>C.2.2. Strategy:</b> LONG-TERM CAPITAL EQUIPMENT	<u>\$ 10,400,000</u>	<u>\$ 10,400,000</u>

<b>Total, Goal C: PROVIDE INFRASTRUCTURE SUPPORT</b>	<u>\$ 78,884,957</u>	<u>\$ 78,808,841</u>
--	----------------------	----------------------

**D. Goal: PROVIDE HEALTH CARE SUPPORT**

**Outcome (Results/Impact):**

Percent of medical residency completers practicing in Texas	22.45%	22.45%
Total gross charges for un-sponsored charity care in state facility state-owned facilities (000)	87,200	88,072
Total gross charges (excluding un-sponsored charity care) provided in state-owned facilities (000)	703,980	711,020
Administrative cost as a percent of total expenditures	9.1%	9%

<b>D.1.1. Strategy:</b> PATIENT CARE ACTIVITIES <b>Output (Volume):</b>	\$ 419,464,128	\$ 423,321,363
--	----------------	----------------

Total number of outpatient visits	368,605	370,587
Total number of inpatient days	132,582	133,908

<b>Explanatory:</b> Minority residents as a percent of total residents	15%	15%
---	-----	-----

**E. Goal: PROVIDE SPECIAL ITEM SUPPORT**

<b>E.1.1. Strategy:</b> ACADEMIC AND RESEARCH SUPPORT	\$ 52,616,806	\$ 52,894,345
<b>E.2.1. Strategy:</b> SCIENCE PARK OPERATIONS	\$ 5,419,111	\$ 5,416,832

**THE UNIVERSITY OF TEXAS M. D. ANDERSON CANCER CENTER**  
(Continued)

<b>E.3.1. Strategy:</b> INSTITUTIONAL ENHANCEMENT	\$ 1,000,000	\$ 1,000,000
<b>Total, Goal E:</b> PROVIDE SPECIAL ITEM SUPPORT	<u>\$ 59,035,917</u>	<u>\$ 59,311,177</u>
<b>Grand Total, THE UNIVERSITY OF TEXAS M. D. ANDERSON CANCER CENTER</b>	<u>\$ 602,259,695</u>	<u>\$ 606,978,612</u>
<b>Method of Financing:</b>		
General Revenue Fund	\$ 130,560,028	\$ 130,525,649
General Revenue Fund - Dedicated - Estimated		
Other Educational and General Income Account No. 770	<u>471,699,667</u>	<u>476,452,963</u>
<b>Total, Method of Financing</b>	<u>\$ 602,259,695</u>	<u>\$ 606,978,612</u>

2. **Special Project Funding.** Notwithstanding other provisions of this article, the Board of Regents of The University of Texas System is hereby authorized, subject to approval by the Texas Higher Education Coordinating Board: (1) to expend such amounts of its Permanent University Fund bond proceeds and/or other bond proceeds and such amounts of its other available moneys as may be necessary to fund the following project either in whole or in part; (2) to accept gifts, grants, and matching grants to fund such project either in whole or in part; and (3) to acquire, construct, alter, add to, repair, rehabilitate, equip and/or furnish such project for The University of Texas M.D. Anderson Cancer Center: (a) replacement research facility; and (b) consolidated office facility.
  
3. **Transfers of Appropriations - State Owned Hospitals.** The University of Texas M.D. Anderson Cancer Center shall transfer from non-Medicaid state appropriated funds \$76,656,796 in fiscal year 2000 and \$76,656,796 in fiscal year 2001 to the Department of Health. The timing and form of such transfers shall be determined by the Comptroller of Public Accounts in consultation with the Department of Health. The Legislative Budget Board is authorized to adjust the amounts of such transfers as necessary to match available federal funds. The transfers, however, shall be made not less frequently than monthly.

**THE UNIVERSITY OF TEXAS HEALTH CENTER AT TYLER**

	For the Years Ending	
	August 31, 2000	August 31, 2001
1. Educational and General State Support	<u>\$ 66,075,734</u>	<u>\$ 66,062,098</u>
<b>Grand Total, THE UNIVERSITY OF TEXAS HEALTH CENTER AT TYLER</b>	<u>\$ 66,075,734</u>	<u>\$ 66,062,098</u>
<b>Method of Financing:</b>		
General Revenue Fund	\$ 28,491,294	\$ 28,474,750
General Revenue Fund - Dedicated - Estimated Other		
Educational and General Income Account No. 770	<u>37,584,440</u>	<u>37,587,348</u>
<b>Total, Method of Financing</b>	<u>\$ 66,075,734</u>	<u>\$ 66,062,098</u>

**THE UNIVERSITY OF TEXAS HEALTH CENTER AT TYLER**  
(Continued)

<b>Number of Full-time Equivalent Positions (FTE) - Appropriated Funds</b>	1,109.0	1,109.0
<b>Number of Full-time Equivalent Positions (FTE) - Total</b>	1,276.0	1,276.0

1. **Informational Listing of Appropriated Funds.** The appropriations made above for Educational and General State Support are subject to the special and general provisions of this Act and include the following amounts for the purposes indicated.

**A. Goal: PROVIDE INSTRUCTION/OPERATIONS**

Provide Instructional and Operations Support

A.1.1. Strategy: STAFF GROUP INSURANCE PREMIUMS	\$ 2,756,592	\$ 2,764,862
A.1.2. Strategy: WORKERS' COMPENSATION INSURANCE	\$ 495,415	\$ 495,338
A.1.3. Strategy: UNEMPLOYMENT INSURANCE	<u>\$ 92,890</u>	<u>\$ 92,876</u>

<b>Total, Goal A: PROVIDE INSTRUCTION/ OPERATIONS</b>	<u>\$ 3,344,897</u>	<u>\$ 3,353,076</u>
---	---------------------	---------------------

**B. Goal: PROVIDE RESEARCH SUPPORT**

**Outcome (Results/Impact):**

Total external research expenditures	2,581,726	2,710,813
--------------------------------------	-----------	-----------

B.1.1. Strategy: RESEARCH ENHANCEMENT	\$ 1,628,774	\$ 1,628,774
B.1.2. Strategy: INDIRECT COST RECOVERY	<u>\$ 431,852</u>	<u>\$ 431,746</u>

<b>Total, Goal B: PROVIDE RESEARCH SUPPORT</b>	<u>\$ 2,060,626</u>	<u>\$ 2,060,520</u>
--	---------------------	---------------------

**C. Goal: PROVIDE INFRASTRUCTURE SUPPORT**

C.1.1. Strategy: E&G SPACE SUPPORT Educational and General Space Support	\$ 2,254,989	\$ 2,255,331
--	--------------	--------------

**D. Goal: PROVIDE HEALTH CARE SUPPORT**

**Outcome (Results/Impact):**

Percent of medical residency completers practicing in Texas	55.56%	75%
Total gross charges for un-sponsored charity care in state-owned facilities	8,880,000	9,200,000
Total gross charges (excluding un-sponsored charity care) provided in state-owned facilities	57,175,765	58,837,437
Administrative cost as a percent of total expenditures	7.25%	7.25%

D.1.1. Strategy: PATIENT CARE ACTIVITIES	\$ 51,040,326	\$ 51,018,877
--	---------------	---------------

**Output (Volume):**

Total number of outpatient visits	126,000	129,871
Total number of inpatient days	30,750	31,522

**Explanatory:**

Minority residents as a percent of total residents	15%	15%
--	-----	-----

**E. Goal: PROVIDE SPECIAL ITEM SUPPORT**

E.1.1. Strategy: NORTHEAST TEXAS INITIATIVE	\$ 5,000,000	\$ 5,000,000
---	--------------	--------------

E.2.1. Strategy: FAMILY PRACTICE RESIDENCY TRAINING	\$ 1,374,896	\$ 1,374,294
---	--------------	--------------

Family Practice Residency Training Program

**THE UNIVERSITY OF TEXAS HEALTH CENTER AT TYLER**  
(Continued)

<b>E.3.1. Strategy:</b> INSTITUTIONAL ENHANCEMENT	\$ <u>1,000,000</u>	\$ <u>1,000,000</u>
<b>Total, Goal E:</b> PROVIDE SPECIAL ITEM SUPPORT	\$ <u>7,374,896</u>	\$ <u>7,374,294</u>
<b>Grand Total, THE UNIVERSITY OF TEXAS HEALTH CENTER AT TYLER</b>	\$ <u>66,075,734</u>	\$ <u>66,062,098</u>

**Method of Financing:**

General Revenue Fund	\$ 28,491,294	\$ 28,474,750
General Revenue Fund - Dedicated - Estimated Other Educational and General Income Account No. 770	<u>37,584,440</u>	<u>37,587,348</u>
<b>Total, Method of Financing</b>	\$ <u>66,075,734</u>	\$ <u>66,062,098</u>

2. **Rates, Donations and Gifts.** The Board of Regents of The University of Texas System shall fix reasonable rates to be charged and collected from pay patients of the center, and may make and enter into contracts for the hospitalization of the indigent sick and accept donations and gifts for the support and maintenance of the center; provided, however, that this provision should not be construed so as to authorize, without prior and specific approval of the Legislature, acceptance of real property which would require an appropriation by the Legislature for maintenance, repair, or construction of buildings.
3. **Transfers of Appropriations - State Owned Hospitals.** The University of Texas Health Center at Tyler shall transfer from non-Medicaid state appropriated funds \$13,258,037 in fiscal year 2000 and \$13,258,037 in fiscal year 2001 to the Department of Health. The timing and form of such transfers shall be determined by the Comptroller of Public Accounts in consultation with the Department of Health. The Legislative Budget Board is authorized to adjust the amounts of such transfers as necessary to match available federal funds.

**TEXAS A&M UNIVERSITY SYSTEM HEALTH SCIENCE CENTER**

	For the Years Ending	
	August 31, 2000	August 31, 2001
1. Educational and General State Support	\$ <u>51,499,062</u>	\$ <u>55,851,352</u>
<b>Grand Total, TEXAS A&amp;M UNIVERSITY SYSTEM HEALTH SCIENCE CENTER</b>	\$ <u>51,499,062</u>	\$ <u>55,851,352</u>
<b>Method of Financing:</b>		
General Revenue Fund	\$ 43,619,052	\$ 47,898,809
General Revenue Fund - Dedicated - Estimated Other Educational and General Income Account No. 770	<u>7,880,010</u>	<u>7,952,543</u>
<b>Total, Method of Financing</b>	\$ <u>51,499,062</u>	\$ <u>55,851,352</u>



**TEXAS A&M UNIVERSITY SYSTEM HEALTH SCIENCE CENTER**  
(Continued)

<b>A.3.2. Strategy:</b> WORKERS' COMPENSATION INSURANCE	\$ 107,629	\$ 107,732
<b>A.3.3. Strategy:</b> UNEMPLOYMENT INSURANCE	\$ 55,335	\$ 55,425
<b>A.4.1. Strategy:</b> TEXAS PUBLIC EDUCATION GRANTS	\$ 551,156	\$ 551,156
<b>A.4.2. Strategy:</b> MEDICAL LOANS	<u>\$ 35,000</u>	<u>\$ 35,000</u>
<b>Total, Goal A:</b> PROVIDE INSTRUCTION/ OPERATIONS	<u>\$ 36,996,846</u>	<u>\$ 42,676,571</u>
<b>B. Goal:</b> PROVIDE RESEARCH SUPPORT <b>Outcome (Results/Impact):</b> Total external research expenditures	12,731,749	13,113,701
<b>B.1.1. Strategy:</b> RESEARCH ENHANCEMENT	\$ 1,628,906	\$ 1,628,906
<b>B.1.2. Strategy:</b> INDIRECT COST RECOVERY	<u>\$ 151,880</u>	<u>\$ 151,765</u>
<b>Total, Goal B:</b> PROVIDE RESEARCH SUPPORT	<u>\$ 1,780,786</u>	<u>\$ 1,780,671</u>
<b>C. Goal:</b> PROVIDE INFRASTRUCTURE SUPPORT <b>C.1.1. Strategy:</b> E&G SPACE SUPPORT Educational and General Space Support	\$ 5,058,142	\$ 5,055,847
<b>C.2.1. Strategy:</b> TUITION REVENUE BOND RETIREMENT	<u>\$ 350,112</u>	<u>\$ 590,669</u>
<b>Total, Goal C:</b> PROVIDE INFRASTRUCTURE SUPPORT	<u>\$ 5,408,254</u>	<u>\$ 5,646,516</u>
<b>D. Goal:</b> PROVIDE HEALTH CARE SUPPORT <b>D.1.1. Strategy:</b> DENTAL CLINIC OPERATIONS	\$ 3,244,836	\$ 3,242,402
<b>E. Goal:</b> PROVIDE SPECIAL ITEM SUPPORT <b>E.1.1. Strategy:</b> COASTAL BEND HEALTH EDUCATION CTR	\$ 2,068,340	\$ 505,192 & U.B.
Coastal Bend Health Education Center <b>E.2.1. Strategy:</b> INSTITUTIONAL ENHANCEMENT Multi-Campus (2) Institutional Enhancement	<u>\$ 2,000,000</u>	<u>\$ 2,000,000</u>
<b>Total, Goal E:</b> PROVIDE SPECIAL ITEM SUPPORT	<u>\$ 4,068,340</u>	<u>\$ 2,505,192</u>
<b>Grand Total, TEXAS A&amp;M UNIVERSITY SYSTEM HEALTH SCIENCE CENTER</b>	<u>\$ 51,499,062</u>	<u>\$ 55,851,352</u>
<b>Method of Financing:</b> General Revenue Fund	\$ 43,619,052	\$ 47,898,809
General Revenue Fund - Dedicated - Estimated Other Educational and General Income Account No. 770	<u>7,880,010</u>	<u>7,952,543</u>
<b>Total, Method of Financing</b>	<u>\$ 51,499,062</u>	<u>\$ 55,851,352</u>



**TEXAS A&M UNIVERSITY SYSTEM HEALTH SCIENCE CENTER**  
(Continued)

2. **Medical Program.** Texas A&M University System Health Science Center is hereby authorized to unite with Scott & White Clinic, Scott & White Memorial Hospital, and the Scott, Sherwood, and Brindley Foundation as its long-term primary partners for high quality clinical education and research for the benefit of the citizens of Texas. Texas A&M University System Health Science Center is additionally authorized to collaborate with the Central Texas Veterans' Health Care System, Darnall Army Community Hospital, and Driscoll Children's Hospital.
3. **Cardiovascular Research Institute.** Out of the amounts appropriated above, \$2,055,000 in fiscal year 2000 and \$2,305,000 in fiscal year 2001 shall be expended by the institution for Cardiovascular Research Institute activities conducted primarily at the health science center facilities in Temple. It is the intent of the Legislature that these funds would be an addition to the amounts allocated to the Temple campus for the normal operation and maintenance of programs and facilities during the biennium.
4. **Coastal Bend Health Education Center.** Out of funds appropriated above in Strategy E.1.1., Coastal Bend Health Education Center, \$568,340 in fiscal year 2000 and \$505,192 in fiscal year 2001 shall be used to operate a local area network among coastal distance education sites, provide electronic library access, and develop allied health programs with area general academic institutions.

**UNIVERSITY OF NORTH TEXAS HEALTH SCIENCE CENTER AT FORT WORTH**

	For the Years Ending	
	August 31, 2000	August 31, 2001
	<u>                    </u>	<u>                    </u>
1. Educational and General State Support	\$ 42,430,894	\$ 42,608,506
 <b>Grand Total, UNIVERSITY OF NORTH TEXAS HEALTH SCIENCE CENTER AT FORT WORTH</b>	 <b>\$ 42,430,894</b>	 <b>\$ 42,608,506</b>
 <b>Method of Financing:</b>		
General Revenue Fund	\$ 38,236,706	\$ 38,267,184
General Revenue Fund - Dedicated - Estimated Other Educational and General Income Account No. 770	<u>4,194,188</u>	<u>4,341,322</u>
 <b>Total, Method of Financing</b>	 <b>\$ 42,430,894</b>	 <b>\$ 42,608,506</b>
 <b>Number of Full-time Equivalent Positions (FTE) - Appropriated Funds</b>	 713.0	 713.0
 <b>Number of Full-time Equivalent Positions (FTE) - Total</b>	 1,066.5	 1,076.5

1. **Informational Listing of Appropriated Funds.** The appropriations made above for Educational and General State Support are subject to the special and general provisions of this Act and include the following amounts for the purposes indicated.

**UNIVERSITY OF NORTH TEXAS HEALTH SCIENCE CENTER AT FORT WORTH**  
(Continued)

**A. Goal: PROVIDE INSTRUCTION/OPERATIONS**

Provide Instructional and Operations Support

**Outcome (Results/Impact):**

Percent of medical school students passing part 1 or part 2 of the national licensing exam on the first attempt	95%	95%
Percent of medical school graduates entering a primary care residency	74%	74%
Percent of medical school graduates practicing primary care in Texas	30%	30%
Percent of graduates in family practice in Texas	15%	15%
Percent of graduates entering a family practice residency	51%	51%
Percent of allied health graduates passing the certification/licensure exam on the first attempt	95%	95%
Percent of allied health graduates who are licensed or certified in Texas	90%	90%
Percent of public health school graduates who are employed in Texas	80%	80%
Administrative cost as a percent of total expenditures	10.01%	9.85%

**A.1.1. Strategy: MEDICAL EDUCATION**

\$ 24,372,065 \$ 24,370,670

**Explanatory:**

Minority admissions as a percent of total first-year admissions (all schools)	14%	14%
Minority admissions as a percent of total D.O. admissions	15%	15%
Minority residents as a percent of total residents	15%	15%

**A.1.2. Strategy: BIOMEDICAL SCIENCES**

\$ 2,500,010 \$ 2,497,657

**TRAINING**

Graduate Training in Biomedical Sciences

**A.1.3. Strategy: PHYSICIAN ASSISTANT PROGRAM**

\$ 1,798,732 \$ 1,975,552

**A.1.4. Strategy: GRADUATE TRAINING IN PUBLIC HEALTH**

\$ 2,950,937 \$ 2,950,768

**A.2.1. Strategy: STAFF GROUP INSURANCE PREMIUMS**

\$ 172,876 \$ 173,395

**A.2.2. Strategy: WORKERS' COMPENSATION INSURANCE**

\$ 32,976 \$ 34,315

**A.2.3. Strategy: UNEMPLOYMENT INSURANCE**

\$ 32,976 \$ 34,315

**A.3.1. Strategy: TEXAS PUBLIC EDUCATION GRANTS**

\$ 457,664 \$ 461,681

**A.3.2. Strategy: MEDICAL LOANS**

\$ 53,000 \$ 53,000

**Total, Goal A: PROVIDE INSTRUCTION/OPERATIONS**

\$ 32,371,236 \$ 32,551,353

**B. Goal: PROVIDE RESEARCH SUPPORT**

**Outcome (Results/Impact):**

Total external research expenditures align="right">8,124,957 align="right">8,681,380

**B.1.1. Strategy: RESEARCH ENHANCEMENT**

\$ 1,666,754 \$ 1,666,754

**B.1.2. Strategy: INDIRECT COST RECOVERY**

\$ 662,174 \$ 665,000

**Total, Goal B: PROVIDE RESEARCH SUPPORT**

\$ 2,328,928 \$ 2,331,754

**C. Goal: PROVIDE INFRASTRUCTURE SUPPORT**

**C.1.1. Strategy: E&G SPACE SUPPORT**

\$ 4,089,789 \$ 4,089,532

Educational and General Space Support

**UNIVERSITY OF NORTH TEXAS HEALTH SCIENCE CENTER AT FORT WORTH**  
(Continued)

<b>C.2.1. Strategy:</b> TUITION REVENUE BOND RETIREMENT	\$ 2,331,443	\$ 2,326,510
<b>C.2.2. Strategy:</b> LEASE OF FACILITIES	<u>\$ 92,070</u>	<u>\$ 92,070</u>
<b>Total, Goal C:</b> PROVIDE INFRASTRUCTURE SUPPORT	<u>\$ 6,513,302</u>	<u>\$ 6,508,112</u>
<b>D. Goal:</b> PROVIDE SPECIAL ITEM SUPPORT		
<b>D.1.1. Strategy:</b> DNA LABORATORY	\$ 217,428	\$ 217,287
<b>D.2.1. Strategy:</b> INSTITUTIONAL ENHANCEMENT	<u>\$ 1,000,000</u>	<u>\$ 1,000,000</u>
<b>Total, Goal D:</b> PROVIDE SPECIAL ITEM SUPPORT	<u>\$ 1,217,428</u>	<u>\$ 1,217,287</u>
<b>Grand Total, UNIVERSITY OF NORTH TEXAS HEALTH SCIENCE CENTER AT FORT WORTH</b>	<u>\$ 42,430,894</u>	<u>\$ 42,608,506</u>
<b>Method of Financing:</b>		
General Revenue Fund	\$ 38,236,706	\$ 38,267,184
General Revenue Fund - Dedicated - Estimated Other Educational and General Income Account No. 770	<u>4,194,188</u>	<u>4,341,322</u>
<b>Total, Method of Financing</b>	<u>\$ 42,430,894</u>	<u>\$ 42,608,506</u>

2. **Forensic Laboratory.** The University of North Texas Health Science Center at Fort Worth is authorized to conduct all blood and DNA tests associated with paternity testing for the Office of the Attorney General at a rate not to exceed the rate at which the Attorney General could obtain the service elsewhere to the extent permitted under federal law and regulations. The income derived from this testing is to be spent only on the Forensic Laboratory. In addition, the services of the Forensic Laboratory are available to other entities or interested parties.

**TEXAS TECH UNIVERSITY HEALTH SCIENCES CENTER**

	For the Years Ending	
	August 31, 2000	August 31, 2001
1. Educational and General State Support	<u>\$ 81,400,412</u>	<u>\$ 82,140,542</u>
<b>Grand Total, TEXAS TECH UNIVERSITY HEALTH SCIENCES CENTER</b>	<u>\$ 81,400,412</u>	<u>\$ 82,140,542</u>
<b>Method of Financing:</b>		
General Revenue Fund	\$ 74,630,090	\$ 75,287,377
General Revenue Fund - Dedicated - Estimated Other Educational and General Income Account No. 770	<u>6,770,322</u>	<u>6,853,165</u>
<b>Total, Method of Financing</b>	<u>\$ 81,400,412</u>	<u>\$ 82,140,542</u>



**TEXAS TECH UNIVERSITY HEALTH SCIENCES CENTER**  
(Continued)

**B. Goal: PROVIDE RESEARCH SUPPORT**

**Outcome (Results/Impact):**

Total external research expenditures	3,877,000	3,955,000
<b>B.1.1. Strategy: RESEARCH ENHANCEMENT</b>	\$ 1,644,092	\$ 1,644,092
<b>B.1.2. Strategy: INDIRECT COST RECOVERY</b>	<u>\$ 983,350</u>	<u>\$ 983,894</u>
<b>Total, Goal B: PROVIDE RESEARCH SUPPORT</b>	<u>\$ 2,627,442</u>	<u>\$ 2,627,986</u>

**C. Goal: PROVIDE INFRASTRUCTURE SUPPORT**

<b>C.1.1. Strategy: E&amp;G SPACE SUPPORT</b> Educational and General Space Support	\$ 11,694,321	\$ 11,693,075
<b>C.2.1. Strategy: TUITION REVENUE BOND RETIREMENT</b>	<u>\$ 2,841,762</u>	<u>\$ 2,835,057</u>
<b>Total, Goal C: PROVIDE INFRASTRUCTURE SUPPORT</b>	<u>\$ 14,536,083</u>	<u>\$ 14,528,132</u>

**D. Goal: PROVIDE SPECIAL ITEM SUPPORT**

<b>D.1.1. Strategy: SOUTH TX PROFESSIONAL EDUCATION</b> South Texas Border Region Health Professional Education	\$ 995,576	\$ 884,957
<b>D.1.2. Strategy: BORDER SUPPORT - ACADEMIC EXPANSION</b> Border Health Care Support - Academic Expansion	\$ 4,034,895	\$ 4,035,023
<b>D.1.3. Strategy: ACADEMIC SUPPORT- BORDER DEVELOPMENT</b> Academic Operations Support - Border Region Development	\$ 408,099	\$ 408,398
<b>D.1.4. Strategy: INTEGRATED HEALTH NETWORK</b>	\$ 1,375,143	\$ 1,374,172
<b>Output (Volume):</b> Annual event hours of distance education	36,000	40,300
<b>D.2.1. Strategy: FAMILY/COMMUNITY MEDICINE RESIDENCY</b> Family and Community Medicine Residency Training Programs	\$ 623,706	\$ 623,265
<b>D.2.2. Strategy: MIDLAND SURGICAL RESIDENCY TRAINING</b> Midland Surgical Residency Training Program	\$ 134,061	\$ 133,967
<b>D.2.3. Strategy: MIDLAND CARDIOLOGY RESIDENCY</b> Midland Cardiology Residency Training Program	\$ 307,894	\$ 307,676
<b>D.2.4. Strategy: BORDER HEALTH - RESIDENT SUPPORT</b> Border Health Care Support - Resident Support	\$ 402,189	\$ 402,487
<b>D.3.1. Strategy: RURAL HEALTH - ODESSA</b> Office of Rural Health Care - Odessa	\$ 60,577	\$ 60,535

**TEXAS TECH UNIVERSITY HEALTH SCIENCES CENTER**  
(Continued)

<b>D.4.1. Strategy:</b> INSTITUTIONAL ENHANCEMENT	\$ 4,000,000	\$ 4,000,000
Multi-Campus (4) Institutional Enhancement		

<b>Total, Goal D:</b> PROVIDE SPECIAL ITEM SUPPORT	\$ 12,342,140	\$ 12,230,480
--	---------------	---------------

<b>Grand Total, TEXAS TECH UNIVERSITY HEALTH SCIENCES CENTER</b>	<u>\$ 81,400,412</u>	<u>\$ 82,140,542</u>
--	----------------------	----------------------

**Method of Financing:**

General Revenue Fund	\$ 74,630,090	\$ 75,287,377
General Revenue Fund - Dedicated - Estimated Other Educational and General Income Account No. 770	<u>6,770,322</u>	<u>6,853,165</u>

<b>Total, Method of Financing</b>	<u>\$ 81,400,412</u>	<u>\$ 82,140,542</u>
-----------------------------------	----------------------	----------------------

2. **South Texas/Border Region Health Professional Education.** Out of the amounts appropriated above, \$995,576 for the fiscal year ending August 31, 2000 and \$884,957 for the fiscal year ending August 31, 2001 shall be used by the Regional Academic Health Center in El Paso for infrastructure support, faculty salaries, maintenance and operation, and library resources.
  - a. Any unexpended funds from the fiscal year ending August 31, 2000 are reappropriated to the institution and shall be used with funds appropriated by this section for the fiscal year ending August 31, 2001 for the state biennium beginning September 1, 1999.
  - b. A report by the Texas Tech University Health Sciences Center shall be filed with the Legislative Budget Board and the Governor on or before December 1, 2000 concerning the use of the funds appropriated by this section and the extent to which the purposes specified by this section have been achieved.
  
3. **Appropriation of Costs for Health Care to Inmates.** None of the funds appropriated above shall be expended to provide or support the provision of health care to inmates of the Texas Department of Criminal Justice. It is the intent of the Legislature that all costs for providing health care to inmates of the TDCJ including costs of operating TDCJ hospital facilities in Galveston County and Lubbock County shall be paid from appropriations made to the TDCJ and from any financial reserves from contracts with TDCJ that are held by the university for the correctional health care services. Appropriations made to the TDCJ for the provision of inmate health care services shall be expended in accordance with Chapter 501, Government Code, Sec. 501.059.
  
4. **El Paso Center for Border Health Research.** It is the intent of the Legislature that the El Paso Center for Border Health Research is a collaboration between the University of Texas at El Paso and the Texas Tech University Health Sciences Center and is one component of the Paso del Norte Regional Health Institute. The El Paso Center for Border Health Research will be located in El Paso and will be concerned with the Texas border region. It shall conduct research, in areas not limited to, but focusing on and including, infectious diseases such as tuberculosis, Hispanic health issues such as diabetes and hypertension, border environmental health issues such as those associated with water and air quality, and children's health.

## PUBLIC COMMUNITY/JUNIOR COLLEGES

	For the Years Ending	
	August 31, 2000	August 31, 2001
<b>Out of the General Revenue Fund:</b>		
<b>A. Goal: ALAMO COMMUNITY COLLEGE</b>		
A.1.1. Strategy: ACADEMIC EDUCATION	\$ 36,745,981	\$ 37,712,311
A.1.2. Strategy: VOCATIONAL/TECHNICAL EDUCATION	<u>\$ 16,826,564</u>	<u>\$ 17,267,444</u>
<b>Total, Goal A: ALAMO COMMUNITY COLLEGE</b>	<u>\$ 53,572,545</u>	<u>\$ 54,979,755</u>
<b>B. Goal: ALVIN COMMUNITY COLLEGE</b>		
B.1.1. Strategy: ACADEMIC EDUCATION	\$ 3,701,756	\$ 3,798,806
B.1.2. Strategy: VOCATIONAL/TECHNICAL EDUCATION	<u>\$ 3,966,433</u>	<u>\$ 4,070,438</u>
<b>Total, Goal B: ALVIN COMMUNITY COLLEGE</b>	<u>\$ 7,668,189</u>	<u>\$ 7,869,244</u>
<b>C. Goal: AMARILLO COLLEGE</b>		
C.1.1. Strategy: ACADEMIC EDUCATION	\$ 6,672,045	\$ 6,847,603
C.1.2. Strategy: VOCATIONAL/TECHNICAL EDUCATION	<u>\$ 9,012,772</u>	<u>\$ 9,248,602</u>
<b>Total, Goal C: AMARILLO COLLEGE</b>	<u>\$ 15,684,817</u>	<u>\$ 16,096,205</u>
<b>D. Goal: ANGELINA COLLEGE</b>		
D.1.1. Strategy: ACADEMIC EDUCATION	\$ 3,786,924	\$ 3,886,545
D.1.2. Strategy: VOCATIONAL/TECHNICAL EDUCATION	<u>\$ 3,678,644</u>	<u>\$ 3,775,173</u>
<b>Total, Goal D: ANGELINA COLLEGE</b>	<u>\$ 7,465,568</u>	<u>\$ 7,661,718</u>
<b>E. Goal: AUSTIN COMMUNITY COLLEGE</b>		
E.1.1. Strategy: ACADEMIC EDUCATION	\$ 23,320,381	\$ 23,931,691
E.1.2. Strategy: VOCATIONAL/TECHNICAL EDUCATION	<u>\$ 12,323,857</u>	<u>\$ 12,646,239</u>
<b>Total, Goal E: AUSTIN COMMUNITY COLLEGE</b>	<u>\$ 35,644,238</u>	<u>\$ 36,577,930</u>
<b>F. Goal: BLINN COLLEGE</b>		
F.1.1. Strategy: STAR OF THE REPUBLIC MUSEUM	\$ 345,049	\$ 345,049
F.2.1. Strategy: ACADEMIC EDUCATION	\$ 15,223,188	\$ 15,622,723
F.2.2. Strategy: VOCATIONAL/TECHNICAL EDUCATION	<u>\$ 2,487,868</u>	<u>\$ 2,553,393</u>
<b>Total, Goal F: BLINN COLLEGE</b>	<u>\$ 18,056,105</u>	<u>\$ 18,521,165</u>

## PUBLIC COMMUNITY/JUNIOR COLLEGES

(Continued)

<b>G. Goal: BRAZOSPORT COLLEGE</b>		
<b>G.1.1. Strategy:</b> ACADEMIC EDUCATION	\$ 2,465,553	\$ 2,530,429
<b>G.1.2. Strategy:</b> VOCATIONAL/TECHNICAL EDUCATION	<u>\$ 2,785,339</u>	<u>\$ 2,858,382</u>
<b>Total, Goal G: BRAZOSPORT COLLEGE</b>	<u>\$ 5,250,892</u>	<u>\$ 5,388,811</u>
<b>H. Goal: CENTRAL TEXAS COLLEGE</b>		
<b>H.1.1. Strategy:</b> ACADEMIC EDUCATION	\$ 7,342,649	\$ 7,535,475
<b>H.1.2. Strategy:</b> VOCATIONAL/TECHNICAL EDUCATION	<u>\$ 10,177,780</u>	<u>\$ 10,443,913</u>
<b>Total, Goal H: CENTRAL TEXAS COLLEGE</b>	<u>\$ 17,520,429</u>	<u>\$ 17,979,388</u>
<b>I. Goal: CISCO JUNIOR COLLEGE</b>		
<b>I.1.1. Strategy:</b> ACADEMIC EDUCATION	\$ 2,879,665	\$ 2,955,268
<b>I.1.2. Strategy:</b> VOCATIONAL/TECHNICAL EDUCATION	<u>\$ 1,376,832</u>	<u>\$ 1,412,814</u>
<b>Total, Goal I: CISCO JUNIOR COLLEGE</b>	<u>\$ 4,256,497</u>	<u>\$ 4,368,082</u>
<b>J. Goal: CLARENDON COLLEGE</b>		
<b>J.1.1. Strategy:</b> ACADEMIC EDUCATION	\$ 1,592,263	\$ 1,592,263
<b>J.1.2. Strategy:</b> VOCATIONAL/TECHNICAL EDUCATION	<u>\$ 532,737</u>	<u>\$ 532,737</u>
<b>Total, Goal J: CLARENDON COLLEGE</b>	<u>\$ 2,125,000</u>	<u>\$ 2,125,000</u>
<b>K. Goal: COASTAL BEND COLLEGE</b>		
<b>K.1.1. Strategy:</b> ACADEMIC EDUCATION	\$ 2,995,294	\$ 3,074,254
<b>K.1.2. Strategy:</b> VOCATIONAL/TECHNICAL EDUCATION	<u>\$ 3,704,274</u>	<u>\$ 3,801,391</u>
<b>Total, Goal K: COASTAL BEND COLLEGE</b>	<u>\$ 6,699,568</u>	<u>\$ 6,875,645</u>
<b>L. Goal: COLLEGE OF THE MAINLAND</b>		
<b>L.1.1. Strategy:</b> ACADEMIC EDUCATION	\$ 3,286,101	\$ 3,372,663
<b>L.1.2. Strategy:</b> VOCATIONAL/TECHNICAL EDUCATION	<u>\$ 2,995,500</u>	<u>\$ 3,073,691</u>
<b>Total, Goal L: COLLEGE OF THE MAINLAND</b>	<u>\$ 6,281,601</u>	<u>\$ 6,446,354</u>
<b>M. Goal: COLLIN COUNTY CC</b>		
Collin County Community College		
<b>M.1.1. Strategy:</b> ACADEMIC EDUCATION	\$ 11,947,260	\$ 12,260,679
<b>M.1.2. Strategy:</b> VOCATIONAL/TECHNICAL EDUCATION	<u>\$ 6,090,002</u>	<u>\$ 6,250,066</u>
<b>Total, Goal M: COLLIN COUNTY CC</b>	<u>\$ 18,037,262</u>	<u>\$ 18,510,745</u>
<b>N. Goal: DALLAS COUNTY CC</b>		
Dallas County Community College		
<b>N.1.1. Strategy:</b> SMALL BUSINESS DEVELOPMENT CENTER	\$ 746,042	\$ 746,042
<b>N.2.1. Strategy:</b> ACADEMIC EDUCATION	\$ 42,059,978	\$ 43,167,073



**PUBLIC COMMUNITY/JUNIOR COLLEGES**

(Continued)

<b>N.2.2. Strategy:</b> VOCATIONAL/TECHNICAL EDUCATION	\$ 34,437,619	\$ 35,342,096
<b>Total, Goal N:</b> DALLAS COUNTY CC	\$ 77,243,639	\$ 79,255,211
<b>O. Goal:</b> DEL MAR COLLEGE		
<b>O.1.1. Strategy:</b> ACADEMIC EDUCATION	\$ 8,772,422	\$ 9,003,667
<b>O.1.2. Strategy:</b> VOCATIONAL/TECHNICAL EDUCATION	\$ 9,342,413	\$ 9,586,982
<b>Total, Goal O:</b> DEL MAR COLLEGE	\$ 18,114,835	\$ 18,590,649
<b>P. Goal:</b> EL PASO COMMUNITY COLLEGE		
<b>P.1.1. Strategy:</b> ACADEMIC EDUCATION	\$ 20,293,890	\$ 20,829,412
<b>P.1.2. Strategy:</b> VOCATIONAL/TECHNICAL EDUCATION	\$ 12,309,444	\$ 12,630,044
<b>Total, Goal P:</b> EL PASO COMMUNITY COLLEGE	\$ 32,603,334	\$ 33,459,456
<b>Q. Goal:</b> FRANK PHILLIPS COLLEGE		
<b>Q.1.1. Strategy:</b> ACADEMIC EDUCATION	\$ 1,120,842	\$ 1,150,378
<b>Q.1.2. Strategy:</b> VOCATIONAL/TECHNICAL EDUCATION	\$ 1,269,137	\$ 1,302,619
<b>Total, Goal Q:</b> FRANK PHILLIPS COLLEGE	\$ 2,389,979	\$ 2,452,997
<b>R. Goal:</b> GALVESTON COLLEGE		
<b>R.1.1. Strategy:</b> ACADEMIC EDUCATION	\$ 2,262,241	\$ 2,321,637
<b>R.1.2. Strategy:</b> VOCATIONAL/TECHNICAL EDUCATION	\$ 2,155,226	\$ 2,211,710
<b>Total, Goal R:</b> GALVESTON COLLEGE	\$ 4,417,467	\$ 4,533,347
<b>S. Goal:</b> GRAYSON COUNTY COLLEGE		
<b>S.1.1. Strategy:</b> ACADEMIC EDUCATION	\$ 3,013,286	\$ 3,092,644
<b>S.1.2. Strategy:</b> VOCATIONAL/TECHNICAL EDUCATION	\$ 3,123,900	\$ 3,205,271
<b>Total, Goal S:</b> GRAYSON COUNTY COLLEGE	\$ 6,137,186	\$ 6,297,915
<b>T. Goal:</b> HILL COLLEGE		
<b>T.1.1. Strategy:</b> HERITAGE MUSEUM/GENEALOGY CENTER	\$ 375,000	\$ 375,000
Heritage Museum and Genealogy Center		
<b>T.2.1. Strategy:</b> ACADEMIC EDUCATION	\$ 2,249,152	\$ 2,308,433
<b>T.2.2. Strategy:</b> VOCATIONAL/TECHNICAL EDUCATION	\$ 2,302,652	\$ 2,362,768
<b>Total, Goal T:</b> HILL COLLEGE	\$ 4,926,804	\$ 5,046,201

**PUBLIC COMMUNITY/JUNIOR COLLEGES**

(Continued)

<b>U. Goal:</b> HOUSTON COMMUNITY COLLEGE		
<b>U.1.1. Strategy:</b> ACADEMIC EDUCATION	\$ 31,839,860	\$ 32,679,358
<b>U.1.2. Strategy:</b> VOCATIONAL/TECHNICAL EDUCATION	\$ 28,193,599	\$ 28,930,567
<b>Total, Goal U:</b> HOUSTON COMMUNITY COLLEGE	\$ 60,033,459	\$ 61,609,925
<b>V. Goal:</b> HOWARD COLLEGE		
<b>V.1.1. Strategy:</b> SWCID Southwest Collegiate Institute for the Deaf	\$ 2,199,943	\$ 2,218,233
<b>V.1.2. Strategy:</b> DEAF STUDENT DORMITORY	\$ 650,000	\$ U.B.
<b>V.1.3. Strategy:</b> SWCID STUDENT UNION BUILDING	\$ 235,000	\$ U.B.
<b>V.1.4. Strategy:</b> DORMITORY ASBESTOS ABATEMENT	\$ 227,000	\$ U.B.
<b>V.1.5. Strategy:</b> DIAGNOSTIC/ASSESSMENT CENTER	\$ 528,250	\$ 199,500
<b>V.2.1. Strategy:</b> ACADEMIC EDUCATION	\$ 2,192,637	\$ 2,250,183
<b>V.2.2. Strategy:</b> VOCATIONAL/TECHNICAL EDUCATION	\$ 4,365,012	\$ 4,478,971
<b>Total, Goal V:</b> HOWARD COLLEGE	\$ 10,397,842	\$ 9,146,887
<b>W. Goal:</b> KILGORE COLLEGE		
<b>W.1.1. Strategy:</b> ACADEMIC EDUCATION	\$ 4,611,663	\$ 4,732,782
<b>W.1.2. Strategy:</b> VOCATIONAL/TECHNICAL EDUCATION	\$ 4,972,346	\$ 5,102,915
<b>Total, Goal W:</b> KILGORE COLLEGE	\$ 9,584,009	\$ 9,835,697
<b>X. Goal:</b> LAREDO JUNIOR COLLEGE		
<b>X.1.1. Strategy:</b> IMPORT/EXPORT TRNG CTR Regional Import/Export Training Center	\$ 219,674	\$ 219,674
<b>X.2.1. Strategy:</b> ACADEMIC EDUCATION	\$ 6,874,206	\$ 7,055,355
<b>X.2.2. Strategy:</b> VOCATIONAL/TECHNICAL EDUCATION	\$ 5,581,521	\$ 5,728,018
<b>Total, Goal X:</b> LAREDO JUNIOR COLLEGE	\$ 12,675,401	\$ 13,003,047
<b>Y. Goal:</b> LEE COLLEGE		
<b>Y.1.1. Strategy:</b> ACADEMIC EDUCATION	\$ 4,494,676	\$ 4,612,839
<b>Y.1.2. Strategy:</b> VOCATIONAL/TECHNICAL EDUCATION	\$ 6,524,304	\$ 6,693,892
<b>Total, Goal Y:</b> LEE COLLEGE	\$ 11,018,980	\$ 11,306,731
<b>Z. Goal:</b> MCLENNAN COMMUNITY COLLEGE		
<b>Z.1.1. Strategy:</b> ACADEMIC EDUCATION	\$ 5,611,153	\$ 5,758,816
<b>Z.1.2. Strategy:</b> VOCATIONAL/TECHNICAL EDUCATION	\$ 5,834,445	\$ 5,987,446
<b>Total, Goal Z:</b> MCLENNAN COMMUNITY COLLEGE	\$ 11,445,598	\$ 11,746,262

**PUBLIC COMMUNITY/JUNIOR COLLEGES**

(Continued)

**AA. Goal: MIDLAND COLLEGE**

<b>AA.1.1. Strategy:</b> AMERICAN AIRPOWER HERITAGE MUSEUM	\$	439,349	\$	439,349
<b>AA.2.1. Strategy:</b> ACADEMIC EDUCATION	\$	4,064,201	\$	4,171,248
<b>AA.2.2. Strategy:</b> VOCATIONAL/TECHNICAL EDUCATION	\$	<u>3,832,026</u>	\$	<u>3,932,255</u>
<b>Total, Goal AA: MIDLAND COLLEGE</b>	\$	<u>8,335,576</u>	\$	<u>8,542,852</u>

**AB. Goal: NAVARRO COLLEGE**

<b>AB.1.1. Strategy:</b> ACADEMIC EDUCATION	\$	4,122,743	\$	4,231,311
<b>AB.1.2. Strategy:</b> VOCATIONAL/TECHNICAL EDUCATION	\$	<u>2,959,937</u>	\$	<u>3,037,470</u>
<b>Total, Goal AB: NAVARRO COLLEGE</b>	\$	<u>7,082,680</u>	\$	<u>7,268,781</u>

**AC. Goal: NORTH CENTRAL TX COLLEGE**

North Central Texas College

<b>AC.1.1. Strategy:</b> ACADEMIC EDUCATION	\$	3,786,626	\$	3,885,785
<b>AC.1.2. Strategy:</b> VOCATIONAL/TECHNICAL EDUCATION	\$	<u>2,208,913</u>	\$	<u>2,266,895</u>
<b>Total, Goal AC: NORTH CENTRAL TX COLLEGE</b>	\$	<u>5,995,539</u>	\$	<u>6,152,680</u>

**AD. Goal: NORTH HARRIS CC**

North Harris Community College

<b>AD.1.1. Strategy:</b> ACADEMIC EDUCATION	\$	20,798,996	\$	21,346,298
<b>AD.1.2. Strategy:</b> VOCATIONAL/TECHNICAL EDUCATION	\$	<u>11,287,895</u>	\$	<u>11,585,243</u>
<b>Total, Goal AD: NORTH HARRIS CC</b>	\$	<u>32,086,891</u>	\$	<u>32,931,541</u>

**AE. Goal: NORTHEAST TEXAS CC**

Northeast Texas Community College

<b>AE.1.1. Strategy:</b> ACADEMIC EDUCATION	\$	2,110,431	\$	2,166,012
<b>AE.1.2. Strategy:</b> VOCATIONAL/TECHNICAL EDUCATION	\$	<u>1,702,998</u>	\$	<u>1,747,771</u>
<b>Total, Goal AE: NORTHEAST TEXAS CC</b>	\$	<u>3,813,429</u>	\$	<u>3,913,783</u>

**AF. Goal: ODESSA COLLEGE**

<b>AF.1.1. Strategy:</b> ACADEMIC EDUCATION	\$	4,101,595	\$	4,209,448
<b>AF.1.2. Strategy:</b> VOCATIONAL/TECHNICAL EDUCATION	\$	<u>4,553,684</u>	\$	<u>4,672,611</u>
<b>Total, Goal AF: ODESSA COLLEGE</b>	\$	<u>8,655,279</u>	\$	<u>8,882,059</u>

**AG. Goal: PANOLA COLLEGE**

<b>AG.1.1. Strategy:</b> ACADEMIC EDUCATION	\$	1,730,284	\$	1,775,816
<b>AG.1.2. Strategy:</b> VOCATIONAL/TECHNICAL EDUCATION	\$	<u>1,836,688</u>	\$	<u>1,884,885</u>
<b>Total, Goal AG: PANOLA COLLEGE</b>	\$	<u>3,566,972</u>	\$	<u>3,660,701</u>

**PUBLIC COMMUNITY/JUNIOR COLLEGES**

(Continued)

<b>AH. Goal: PARIS JUNIOR COLLEGE</b>				
<b>AH.1.1. Strategy:</b> ACADEMIC EDUCATION	\$	3,683,814	\$	3,780,897
<b>AH.1.2. Strategy:</b> VOCATIONAL/TECHNICAL EDUCATION		<u>\$ 2,997,094</u>		<u>\$ 3,075,882</u>
<b>Total, Goal AH:</b> PARIS JUNIOR COLLEGE		<u>\$ 6,680,908</u>		<u>\$ 6,856,779</u>
<b>AI. Goal: RANGER COLLEGE</b>				
<b>AI.1.1. Strategy:</b> ACADEMIC EDUCATION	\$	1,279,675	\$	1,279,675
<b>AI.1.2. Strategy:</b> VOCATIONAL/TECHNICAL EDUCATION		<u>\$ 845,325</u>		<u>\$ 845,325</u>
<b>Total, Goal AI:</b> RANGER COLLEGE		<u>\$ 2,125,000</u>		<u>\$ 2,125,000</u>
<b>AJ. Goal: SAN JACINTO COLLEGE</b>				
<b>AJ.1.1. Strategy:</b> ACADEMIC EDUCATION	\$	16,395,163	\$	16,826,412
<b>AJ.1.2. Strategy:</b> VOCATIONAL/TECHNICAL EDUCATION		<u>\$ 15,332,691</u>		<u>\$ 15,733,763</u>
<b>Total, Goal AJ:</b> SAN JACINTO COLLEGE		<u>\$ 31,727,854</u>		<u>\$ 32,560,175</u>
<b>AK. Goal: SOUTH PLAINS COLLEGE</b>				
<b>AK.1.1. Strategy:</b> ACADEMIC EDUCATION	\$	7,226,025	\$	7,416,085
<b>AK.1.2. Strategy:</b> VOCATIONAL/TECHNICAL EDUCATION		<u>\$ 5,110,962</u>		<u>\$ 5,245,496</u>
<b>Total, Goal AK:</b> SOUTH PLAINS COLLEGE		<u>\$ 12,336,987</u>		<u>\$ 12,661,581</u>
<b>AL. Goal: SO TX COMMUNITY COLLEGE</b>				
South Texas Community College				
<b>AL.1.1. Strategy:</b> ACADEMIC EDUCATION	\$	11,425,795	\$	11,725,980
<b>AL.1.2. Strategy:</b> VOCATIONAL/TECHNICAL EDUCATION		<u>\$ 5,407,614</u>		<u>\$ 5,549,307</u>
<b>Total, Goal AL:</b> SO TX COMMUNITY COLLEGE		<u>\$ 16,833,409</u>		<u>\$ 17,275,287</u>
<b>AM. Goal: SW TEXAS JUNIOR COLLEGE</b>				
Southwest Texas Junior College				
<b>AM.1.1. Strategy:</b> ACADEMIC EDUCATION	\$	4,032,487	\$	4,138,465
<b>AM.1.2. Strategy:</b> VOCATIONAL/TECHNICAL EDUCATION		<u>\$ 2,038,242</u>		<u>\$ 2,092,145</u>
<b>Total, Goal AM:</b> SW TEXAS JUNIOR COLLEGE		<u>\$ 6,070,729</u>		<u>\$ 6,230,610</u>
<b>AN. Goal: TARRANT COUNTY JR COLLEGE</b>				
Tarrant County Junior College				
<b>AN.1.1. Strategy:</b> ACADEMIC EDUCATION	\$	24,669,632	\$	25,318,200
<b>AN.1.2. Strategy:</b> VOCATIONAL/TECHNICAL EDUCATION		<u>\$ 13,741,515</u>		<u>\$ 14,101,990</u>
<b>Total, Goal AN:</b> TARRANT COUNTY JR COLLEGE		<u>\$ 38,411,147</u>		<u>\$ 39,420,190</u>

**PUBLIC COMMUNITY/JUNIOR COLLEGES**

(Continued)

<b>AO. Goal:</b> TEMPLE JUNIOR COLLEGE		
<b>AO.1.1. Strategy:</b> ACADEMIC EDUCATION	\$ 2,823,310	\$ 2,897,547
<b>AO.1.2. Strategy:</b> VOCATIONAL/TECHNICAL EDUCATION	\$ 2,684,884	\$ 2,755,316
<b>Total, Goal AO:</b> TEMPLE JUNIOR COLLEGE	\$ 5,508,194	\$ 5,652,863
<b>AP. Goal:</b> TEXARKANA COLLEGE		
<b>AP.1.1. Strategy:</b> ACADEMIC EDUCATION	\$ 3,463,893	\$ 3,555,019
<b>AP.1.2. Strategy:</b> VOCATIONAL/TECHNICAL EDUCATION	\$ 4,939,314	\$ 5,068,333
<b>Total, Goal AP:</b> TEXARKANA COLLEGE	\$ 8,403,207	\$ 8,623,352
<b>AQ. Goal:</b> TEXAS SOUTHMOST COLLEGE		
<b>AQ.1.1. Strategy:</b> ACADEMIC EDUCATION	\$ 7,569,614	\$ 7,768,670
<b>AQ.1.2. Strategy:</b> VOCATIONAL/TECHNICAL EDUCATION	\$ 4,080,355	\$ 4,187,221
<b>Total, Goal AQ:</b> TEXAS SOUTHMOST COLLEGE	\$ 11,649,969	\$ 11,955,891
<b>AR. Goal:</b> TRINITY VALLEY CC		
Trinity Valley Community College		
<b>AR.1.1. Strategy:</b> ACADEMIC EDUCATION	\$ 4,096,223	\$ 4,204,111
<b>AR.1.2. Strategy:</b> VOCATIONAL/TECHNICAL EDUCATION	\$ 5,499,245	\$ 5,643,330
<b>Total, Goal AR:</b> TRINITY VALLEY CC	\$ 9,595,468	\$ 9,847,441
<b>AS. Goal:</b> TYLER JUNIOR COLLEGE		
<b>AS.1.1. Strategy:</b> ACADEMIC EDUCATION	\$ 8,592,288	\$ 8,818,658
<b>AS.1.2. Strategy:</b> VOCATIONAL/TECHNICAL EDUCATION	\$ 6,474,532	\$ 6,644,473
<b>Total, Goal AS:</b> TYLER JUNIOR COLLEGE	\$ 15,066,820	\$ 15,463,131
<b>AT. Goal:</b> VERNON REG JUNIOR COLLEGE		
Vernon Regional Junior College		
<b>AT.1.1. Strategy:</b> ACADEMIC EDUCATION	\$ 1,471,860	\$ 1,510,425
<b>AT.1.2. Strategy:</b> VOCATIONAL/TECHNICAL EDUCATION	\$ 3,431,113	\$ 3,521,249
<b>Total, Goal AT:</b> VERNON REG JUNIOR COLLEGE	\$ 4,902,973	\$ 5,031,674
<b>AU. Goal:</b> VICTORIA COLLEGE		
<b>AU.1.1. Strategy:</b> ACADEMIC EDUCATION	\$ 3,024,318	\$ 3,104,002
<b>AU.1.2. Strategy:</b> VOCATIONAL/TECHNICAL EDUCATION	\$ 4,089,870	\$ 4,197,418
<b>Total, Goal AU:</b> VICTORIA COLLEGE	\$ 7,114,188	\$ 7,301,420

**PUBLIC COMMUNITY/JUNIOR COLLEGES**

(Continued)

<b>AV. Goal:</b> WEATHERFORD COLLEGE		
<b>AV.1.1. Strategy:</b> ACADEMIC EDUCATION	\$ 2,662,735	\$ 2,732,830
<b>AV.1.2. Strategy:</b> VOCATIONAL/TECHNICAL EDUCATION	\$ 2,160,790	\$ 2,217,812
<b>Total, Goal AV:</b> WEATHERFORD COLLEGE	\$ 4,823,525	\$ 4,950,642
<b>AW. Goal:</b> WESTERN TEXAS COLLEGE		
<b>AW.1.1. Strategy:</b> ACADEMIC EDUCATION	\$ 1,497,518	\$ 1,536,797
<b>AW.1.2. Strategy:</b> VOCATIONAL/TECHNICAL EDUCATION	\$ 1,252,312	\$ 1,285,217
<b>Total, Goal AW:</b> WESTERN TEXAS COLLEGE	\$ 2,749,830	\$ 2,822,014
<b>AX. Goal:</b> WHARTON COUNTY JR COLLEGE		
Wharton County Junior College		
<b>AX.1.1. Strategy:</b> ACADEMIC EDUCATION	\$ 4,644,124	\$ 4,766,173
<b>AX.1.2. Strategy:</b> VOCATIONAL/TECHNICAL EDUCATION	\$ 3,065,702	\$ 3,146,328
<b>Total, Goal AX:</b> WHARTON COUNTY JR COLLEGE	\$ 7,709,826	\$ 7,912,501
<b>Grand Total, PUBLIC COMMUNITY/JUNIOR COLLEGES</b>	\$ 720,497,644	\$ 737,727,315

1. **Administration of Appropriated Funds.** Funds appropriated above shall be administered by the Texas Higher Education Coordinating Board.
2. **Appropriation Eligibility.** To be eligible for and to receive an appropriation a public community/junior college must be certified as required by V.T.C.A., Education Code, Section 61.001, et seq. and comply with the following provisions:
  - a. The Texas Higher Education Coordinating Board shall 1) determine whether each eligible public community/junior college has complied with all the provisions of this section; 2) determine each college's list of approved courses; and 3) certify its findings and such lists to the State Auditor not later than October 1 of each fiscal year. Each public community/junior college shall make such reports to the Texas Higher Education Coordinating Board as may be required, classified in accordance with the rules and regulations issued by the Board.
  - b. On or before the dates for reporting official enrollments each semester to the Texas Higher Education Coordinating Board, each college will collect in full from each student that is to be counted for state aid purposes the amounts set as tuition by the respective governing boards. Valid contracts with the United States government for instruction of eligible military personnel, and valid contracts with private business and public service-type organizations or institutions such as hospitals, may be considered as collections thereunder, but subject to adjustments after final payment thereof.
  - c. Each community/junior college must use a registration and financial reporting system which is sufficient to satisfy the audit requirements of the State Auditor and furnish any reports and information as the auditor may require.
  - d. Each community/junior college must file by November 1 of each fiscal year directly with the Governor's Office of Budget and Planning, Legislative Budget Board, the Legislative

**PUBLIC COMMUNITY/JUNIOR COLLEGES**  
(Continued)

Reference Library, and the Texas Higher Education Coordinating Board, a copy of an annual operating budget, and subsequent amendments thereto, approved by the community/junior college governing board. The operating budget shall be in such form and manner as may be prescribed by the board and/or agency with the advice of the State Auditor providing, however, that each report include departmental operating budgets by function and salaries and emoluments for faculty and staff listed by position.

3. **Approved Elements of Expenditure.** The expenditures by a public community/junior college of any funds received by it under these provisions headed "Public Community/Junior Colleges" shall be limited to the payment of the following elements of cost: instruction, academic support, student services, institutional support, organized activities, and staff benefits. It is specifically provided, however, that in addition to the purposes enumerated herein, the funds appropriated above for special items may be expended for salaries, wages, travel, capital outlay and other necessary operating expenses.
4. **Audit of Compliance.** The compliance of each public community/junior college with the requirements set forth in the paragraphs above shall be ascertained by the State Auditor who shall also audit the pertinent books and records of each college as necessary.
5. **Vouchers for Disbursement of Appropriated Funds.** Vouchers for disbursement of the sums appropriated hereinabove shall be prepared by the Texas Higher Education Coordinating Board on the basis of the provisions in the paragraphs above and the warrants issued in payment thereof shall be issued in compliance with V.T.C.A., Education Code, Chapter 130.0031.

In submitting vouchers for disbursement of the funds herein appropriated, the Texas Higher Education Coordinating Board, shall certify to the State Comptroller of Public Accounts that each school listed has qualified and is entitled to receive such funds under the provisions set forth in this Act under the heading "Public Community/Junior Colleges."

6. **Unobligated Balances.** At the close of each fiscal year each community/junior college shall report to the Coordinating Board the amount of state allocations which have not been obligated within each line item and shall return that amount to the State Treasury for deposit in the General Revenue Fund.
7. **Adjustment of Contact Hours.** The hours used in the contact hour base period are subject to audit for accuracy by the State Auditor according to an audit plan developed in consultation with the Texas Higher Education Coordinating Board, the Legislative Budget Board and the public community and junior colleges, and the dollar amounts adjusted accordingly by the Texas Higher Education Coordinating Board. The total amount that is reduced from colleges which have overstated base period contact hours shall be redistributed to those colleges which have understated base period contact hours to the extent of such understatement. The calculation of revised appropriation amounts shall allow the institutions an error rate of up to two percent. Adjustments shall be made to adjust estimated contact hours to actual certified contact hours, even if the total error rate is less than two percent. No college shall have dollar amounts adjusted below \$2,125,000. Institutions where sampling errors are identified may request a comprehensive institutional audit at institutional expense.
8. **Separation of Funds.** The funds appropriated by the State shall be maintained separately by community/junior colleges from other sources of income.
9. **Supplanting of Federal Funds Prohibited.** It is legislative intent that state funds not be used to supplant federal funds for the Job Training Partnership Act programs conducted by community/junior colleges.

**PUBLIC COMMUNITY/JUNIOR COLLEGES**  
(Continued)

10. **Residency of Texas Department of Criminal Justice Inmates.** All inmates of the Texas Department of Criminal Justice are, for educational purposes only, residents of the State of Texas.
11. **Small Business Development Center.** The Small Business Development Center at Dallas County Community College shall receive \$746,042 in each year of the biennium, as appropriated above, contingent upon certification by the Comptroller of Public Accounts that increased activity by the Small Business Development Center will generate at least \$1,492,084 for the biennium in additional revenue to the General Revenue Fund. It is the intent of the Legislature that state funds provided to the Small Business Development Center be used by the center to attract federal funds on a dollar-for-dollar basis.
12. **Regional Import/Export Training Center.** Appropriations of \$50,000 each year made above are contingent upon certification by the Comptroller of Public Accounts that increased economic activity associated with the Regional Import/Export Training Center and the Laredo Junior College will generate at least \$100,000 for the biennium in additional revenue to the General Revenue Fund. It is the intent of the Legislature that state funds provided to the Regional Import/Export Training Center be used by the center to attract federal funds on a dollar-for-dollar basis.
13. **Performance Reporting.** Each public community and junior college shall provide an annual performance report each fiscal year. Each public community and junior college shall report the following measures: the percentage of course completers; the number of degrees or certificates awarded; the percentage of graduates who pass a licensure exam; the number of students who transfer to a public university; the percentage of developmental education students who pass TASP; the percentage of students enrolled who are academically disadvantaged; the percentage of students enrolled who are economically disadvantaged; the percentage of minority students enrolled; and the percentage of contact hours taught by full-time faculty.



**TEXAS STATE TECHNICAL COLLEGE SYSTEM ADMINISTRATION**

	For the Years Ending	
	August 31, 2000	August 31, 2001
1. Educational and General State Support	\$ 2,012,455	\$ 2,012,455
<b>Grand Total, TEXAS STATE TECHNICAL COLLEGE SYSTEM ADMINISTRATION</b>	<u>\$ 2,012,455</u>	<u>\$ 2,012,455</u>
<b>Method of Financing:</b>		
General Revenue Fund	\$ 1,801,735	\$ 1,801,735
General Revenue Fund - Dedicated - Estimated Other Educational and General Income Account No. 770	<u>210,720</u>	<u>210,720</u>
<b>Total, Method of Financing</b>	<u>\$ 2,012,455</u>	<u>\$ 2,012,455</u>
<b>Number of Full-time Equivalent Positions (FTE) - Appropriated Funds</b>	31.0	31.0
<b>Number of Full-time Equivalent Positions (FTE) - Total</b>	34.0	34.0

1. **Informational Listing of Appropriated Funds.** The appropriations made above for Educational and General State Support are subject to the special and general provisions of this Act and include the following amounts for the purposes indicated.

**A. Goal: INSTRUCTION/OPERATIONS**

Provide Instructional and Operations Support

**Outcome (Results/Impact):**

Percent of first-time, full-time, degree-seeking students graduated within three years with either an AAS degree or a certificate	40%	41%
Number of minority graduates	813	841
Graduates employed in a field related to their degree or certificate, or continuing their education	88%	88%

**A.1.1. Strategy:** STAFF GROUP INSURANCE PREMIUMS

\$ 28,064 \$ 28,149

**A.1.2. Strategy:** SYSTEM OFFICE OPERATIONS

\$ 1,484,391 \$ 1,484,306

**A.1.3. Strategy:** TECHNICAL TRAINING PARTNERSHIP

\$ 500,000 \$ 500,000

Technical Training Partnerships with Community Colleges

**Total, Goal A: INSTRUCTION/OPERATIONS**

\$ 2,012,455 \$ 2,012,455

**Grand Total, TEXAS STATE TECHNICAL COLLEGE SYSTEM ADMINISTRATION**

\$ 2,012,455 \$ 2,012,455

**TEXAS STATE TECHNICAL COLLEGE SYSTEM ADMINISTRATION**  
(Continued)

**Method of Financing:**

General Revenue Fund	\$ 1,801,735	\$ 1,801,735
General Revenue Fund - Dedicated - Estimated		
Other Educational and General Income Account No. 770	<u>210,720</u>	<u>210,720</u>
<b>Total, Method of Financing</b>	<u>\$ 2,012,455</u>	<u>\$ 2,012,455</u>

2. **Coordination with Community/Junior Colleges.** In accordance with V.T.C.A., Education Code, Chapter 135, prior to establishing a program in an area which is within a community/junior college district, the Texas State Technical College must receive authorization to offer such educational, technical or vocational programs from the Texas Higher Education Coordinating Board.
  
3. **Appropriation, Governing Board.** Out of the funds appropriated herein, an amount not to exceed \$49,000 in each year of the biennium shall be for all expenses associated with the governing board's duties including, but not limited to: travel, entertainment, lodging and expenses of state employees who provide services for the governing board.

A separate record of the board's expenditures shall be kept and retained in the same manner as the fiscal records of the institution(s) the board governs. No funds may be used for the governing board's expenses except for the specific amounts designated above. Funds appropriated for the governing board's expenses may be used for any other purpose covered by this Act.

4. **Expenditure Reporting for System Administration and Extension Centers.** Prior to each legislative session the Texas State Technical College System Administration shall file with the House Appropriations Committee, the Senate Finance Committee, the Legislative Budget Board, and the Governor's Office a report detailing expenditures for system administration and the extension centers at Abilene, Brownwood, Breckenridge, and Marshall. The report shall compare actual expenditures to funds appropriated for those purposes and shall cover the current and previous two biennia.

**TEXAS STATE TECHNICAL COLLEGE - HARLINGEN**

	For the Years Ending August 31, 2000	August 31, 2001
1. Educational and General State Support	<u>\$ 18,842,571</u>	<u>\$ 18,635,393</u>
<b>Grand Total, TEXAS STATE TECHNICAL COLLEGE - HARLINGEN</b>	<u>\$ 18,842,571</u>	<u>\$ 18,635,393</u>

**Method of Financing:**

General Revenue Fund	\$ 15,432,732	\$ 15,000,393
General Revenue Fund - Dedicated - Estimated Other		
Educational and General Income Account No. 770	<u>3,409,839</u>	<u>3,635,000</u>
<b>Total, Method of Financing</b>	<u>\$ 18,842,571</u>	<u>\$ 18,635,393</u>

**TEXAS STATE TECHNICAL COLLEGE - HARLINGEN**

(Continued)

<b>Number of Full-time Equivalent Positions (FTE) - Appropriated Funds</b>	341.5	341.5
<b>Number of Full-time Equivalent Positions (FTE) - Total</b>	446.0	448.0

1. **Informational Listing of Appropriated Funds.** The appropriations made above for Educational and General State Support are subject to the special and general provisions of this Act and include the following amounts for the purposes indicated.

**A. Goal: INSTRUCTION/OPERATIONS**

Provide Instructional and Operations Support

**Outcome (Results/Impact):**

Percent of first-time, full-time, degree-seeking students graduated within three years with either an AAS degree or a certificate	35%	40%
Headcount enrollment	5,354	5,455
Number of associate degrees and certificates awarded	555	565
Number of minority students graduated	510	525
Administrative cost as a percent of total expenditures	10%	10%

<b>A.1.1. Strategy: ACADEMIC EDUCATION</b>	\$ 3,679,581	\$ 3,796,329
<b>A.1.2. Strategy: VOCATIONAL/TECHNICAL EDUCATION</b>	\$ 9,500,456	\$ 9,839,328
<b>A.1.3. Strategy: STAFF GROUP INSURANCE PREMIUMS</b>	\$ 176,120	\$ 176,648
<b>A.1.4. Strategy: TEXAS PUBLIC EDUCATION GRANTS</b>	\$ 455,994	\$ 489,668
<b>A.1.5. Strategy: INDIRECT COST RECOVERY</b>	\$ 78,066	\$ 78,066
Indirect Cost Recovery for Research Related Activities		
<b>Total, Goal A: INSTRUCTION/OPERATIONS</b>	<u>\$ 13,890,217</u>	<u>\$ 14,380,039</u>

**B. Goal: INFRASTRUCTURE SUPPORT**

Provide Infrastructure Support

<b>B.1.1. Strategy: E&amp;G SPACE SUPPORT</b>	\$ 2,785,960	\$ 2,785,960
Educational and General Space Support		

**C. Goal: SPECIAL ITEM SUPPORT**

Provide Special Item Support

<b>C.1.1. Strategy: INSTITUTIONAL ENHANCEMENT</b>	\$ 1,469,394	\$ 1,469,394
<b>C.2.1. Strategy: MHMR ENVIRONMENTAL PROJECT</b>	\$ 697,000	\$ U.B.
Remove and abate old MHMR hospital building given to TSTC.		

<b>Total, Goal C: SPECIAL ITEM SUPPORT</b>	<u>\$ 2,166,394</u>	<u>\$ 1,469,394</u>
--	---------------------	---------------------

**Grand Total, TEXAS STATE TECHNICAL COLLEGE - HARLINGEN**

	<u>\$ 18,842,571</u>	<u>\$ 18,635,393</u>
--	----------------------	----------------------

**TEXAS STATE TECHNICAL COLLEGE - HARLINGEN**

(Continued)

**Method of Financing:**

General Revenue Fund	\$ 15,432,732	\$ 15,000,393
General Revenue Fund - Dedicated - Estimated		
Other Educational and General Income Account		
No. 770	<u>3,409,839</u>	<u>3,635,000</u>
<b>Total, Method of Financing</b>	<b><u>\$ 18,842,571</u></b>	<b><u>\$ 18,635,393</u></b>

**TEXAS STATE TECHNICAL COLLEGE - SWEETWATER**

	For the Years Ending	
	August 31, <u>2000</u>	August 31, <u>2001</u>
1. Educational and General State Support	<u>\$ 10,276,678</u>	<u>\$ 9,932,238</u>
<b>Grand Total, TEXAS STATE TECHNICAL COLLEGE - SWEETWATER</b>	<b><u>\$ 10,276,678</u></b>	<b><u>\$ 9,932,238</u></b>

**Method of Financing:**

General Revenue Fund	\$ 8,968,886	\$ 8,546,706
General Revenue Fund - Dedicated - Estimated Other		
Educational and General Income Account No. 770	<u>1,307,791</u>	<u>1,385,532</u>
<b>Total, Method of Financing</b>	<b><u>\$ 10,276,677</u></b>	<b><u>\$ 9,932,238</u></b>

<b>Number of Full-time Equivalent Positions (FTE) - Appropriated Funds</b>	177.5	177.5
<b>Number of Full-time Equivalent Positions (FTE) - Total</b>	223.0	223.0

1. **Informational Listing of Appropriated Funds.** The appropriations made above for Educational and General State Support are subject to the special and general provisions of this Act and include the following amounts for the purposes indicated.

**A. Goal: INSTRUCTION/OPERATIONS**

Provide Instructional and Operations Support

**Outcome (Results/Impact):**

Percent of first-time, full-time, degree-seeking students graduated within three years with either an AAS degree or a certificate	48%	48%
Headcount enrollment	1,650	1,700
Number of associate degrees and certificates awarded	330	335
Number of minority students graduated	97	99
Administrative cost as a percent of total expenditures	13%	13%

<b>A.1.1. Strategy: ACADEMIC EDUCATION</b>	\$ 329,710	\$ 338,972
<b>A.1.2. Strategy: VOCATIONAL/TECHNICAL EDUCATION</b>	\$ 3,469,208	\$ 3,577,844
<b>A.1.3. Strategy: STAFF GROUP INSURANCE Staff Group Insurance Premiums</b>	\$ 75,463	\$ 75,689

**TEXAS STATE TECHNICAL COLLEGE - SWEETWATER**

(Continued)

<b>A.1.4. Strategy:</b> PUBLIC EDUCATION GRANTS Texas Public Education Grants	\$	159,019	\$	\$ 171,121
<b>A.1.5. Strategy:</b> INDIRECT COST RECOVERY Indirect Cost Recovery for Research Related Activities	\$	41,328	\$	\$ 41,328
<b>A.1.6. Strategy:</b> ABILENE ACADEMIC/ VOCATIONAL ED Abilene Academic/Vocational Education	\$	1,262,645	\$	\$ 1,303,419
<b>A.1.7. Strategy:</b> BROWNWOOD ACAD/VO- TECH ED Brownwood Academic/Vocational Education	\$	591,478	\$	\$ 610,343
<b>A.1.8. Strategy:</b> RURAL TECH ACAD/VOTECH ED Rural Tech Center Academic/Vocational Education	\$	<u>447,882</u>	\$	<u>462,443</u>
<b>Total, Goal A:</b> INSTRUCTION/OPERATIONS		<u>\$ 6,376,733</u>		<u>\$ 6,581,159</u>
<b>B. Goal:</b> INFRASTRUCTURE SUPPORT Provide Infrastructure Support				
<b>B.1.1. Strategy:</b> E&G SPACE SUPPORT Educational and General Space Support	\$	1,013,703	\$	\$ 1,013,704
<b>B.1.2. Strategy:</b> ABILENE E&G SPACE SUPPORT	\$	307,989	\$	\$ 307,990
<b>B.1.3. Strategy:</b> BROWNWOOD E&G SPACE SUPPORT	\$	143,353	\$	\$ 143,353
<b>B.1.4. Strategy:</b> RURAL TECH E&G SPACE SUPPORT Rural Tech Center E&G Space Support	\$	<u>254,415</u>	\$	<u>245,547</u>
<b>Total, Goal B:</b> INFRASTRUCTURE SUPPORT		<u>\$ 1,719,460</u>		<u>\$ 1,710,594</u>
<b>C. Goal:</b> SPECIAL ITEM SUPPORT Provide Special Item Support				
<b>C.1.1. Strategy:</b> RENOVATION AND EXPANSION	\$	540,000	\$	U.B.
<b>C.1.2. Strategy:</b> INSTITUTIONAL ENHANCEMENT	\$	<u>1,640,485</u>	\$	<u>1,640,485</u>
<b>Total, Goal C:</b> SPECIAL ITEM SUPPORT		<u>\$ 2,180,485</u>		<u>\$ 1,640,485</u>
<b>Grand Total, TEXAS STATE TECHNICAL COLLEGE - SWEETWATER</b>		<u>\$ 10,276,678</u>		<u>\$ 9,932,238</u>
<b>Method of Financing:</b>				
General Revenue Fund	\$	8,968,886	\$	\$ 8,546,706
General Revenue Fund - Dedicated - Estimated Other Educational and General Income Account No. 770		<u>1,307,791</u>		<u>1,385,532</u>
<b>Total, Method of Financing</b>		<u>\$ 10,276,677</u>		<u>\$ 9,932,238</u>

## TEXAS STATE TECHNICAL COLLEGE - MARSHALL

	For the Years Ending	
	August 31, 2000	August 31, 2001
1. Educational and General State Support	\$ 4,331,266	\$ 3,755,612
<b>Grand Total, TEXAS STATE TECHNICAL COLLEGE - MARSHALL</b>	<b>\$ 4,331,266</b>	<b>\$ 3,755,612</b>
<b>Method of Financing:</b>		
General Revenue Fund	\$ 3,826,022	\$ 3,211,519
General Revenue Fund - Dedicated - Estimated Other Educational and General Income Account No. 770	<u>505,244</u>	<u>544,093</u>
<b>Total, Method of Financing</b>	<b>\$ 4,331,266</b>	<b>\$ 3,755,612</b>
<b>Number of Full-time Equivalent Positions (FTE) - Appropriated Funds</b>	59.5	59.5
<b>Number of Full-time Equivalent Positions (FTE) - Total</b>	76.5	76.5
 1. <b>Informational Listing of Appropriated Funds.</b> The appropriations made above for Educational and General State Support are subject to the special and general provisions of this Act and include the following amounts for the purposes indicated.		
<b>A. Goal: INSTRUCTION/OPERATIONS</b>		
Provide Instructional and Operations Support		
<b>A.1.1. Strategy: ACADEMIC EDUCATION</b>	\$ 464,296	\$ 481,903
<b>A.1.2. Strategy: VOCATIONAL TECHNICAL EDUCATION</b>	\$ 1,721,779	\$ 1,786,419
<b>A.1.3. Strategy: STAFF GROUP INSURANCE</b>	\$ 18,000	\$ 18,100
<b>A.1.4. Strategy: TEXAS PUBLIC EDUCATION GRANTS</b>	<u>\$ 49,000</u>	<u>\$ 49,000</u>
<b>Total, Goal A: INSTRUCTION/OPERATIONS</b>	<b>\$ 2,253,075</b>	<b>\$ 2,335,422</b>
 <b>B. Goal: INFRASTRUCTURE SUPPORT</b>		
Provide Infrastructure Support		
<b>B.1.1. Strategy: E&amp;G SPACE SUPPORT Educational and General Space Support</b>	\$ 416,960	\$ 416,960
 <b>C. Goal: SPECIAL ITEM SUPPORT</b>		
Provide Special Item Support		
<b>C.1.1. Strategy: INSTITUTIONAL ENHANCEMENT</b>	\$ 1,003,231	\$ 1,003,230
<b>C.1.2. Strategy: LIBRARY EXPANSION PROJECT</b>	<u>\$ 658,000</u>	<u>\$ U.B.</u>
<b>Total, Goal C: SPECIAL ITEM SUPPORT</b>	<b>\$ 1,661,231</b>	<b>\$ 1,003,230</b>
<b>Grand Total, TEXAS STATE TECHNICAL COLLEGE - MARSHALL</b>	<b>\$ 4,331,266</b>	<b>\$ 3,755,612</b>

**TEXAS STATE TECHNICAL COLLEGE - MARSHALL**

(Continued)

**Method of Financing:**

General Revenue Fund	\$ 3,826,022	\$ 3,211,519
General Revenue Fund - Dedicated - Estimated Other Educational and General Income Account No. 770	<u>505,244</u>	<u>544,093</u>
<b>Total, Method of Financing</b>	<u><b>\$ 4,331,266</b></u>	<u><b>\$ 3,755,612</b></u>

**TEXAS STATE TECHNICAL COLLEGE - WACO**

	For the Years Ending	
	August 31, 2000	August 31, 2001
1. Educational and General State Support	<u>\$ 29,498,782</u>	<u>\$ 27,163,652</u>
<b>Grand Total, TEXAS STATE TECHNICAL COLLEGE - WACO</b>	<u><b>\$ 29,498,782</b></u>	<u><b>\$ 27,163,652</b></u>

**Method of Financing:**

General Revenue Fund	\$ 25,189,596	\$ 22,574,137
General Revenue Fund - Dedicated - Estimated Other Educational and General Income Account No. 770	<u>4,309,186</u>	<u>4,589,515</u>
<b>Total, Method of Financing</b>	<u><b>\$ 29,498,782</b></u>	<u><b>\$ 27,163,652</b></u>

<b>Number of Full-time Equivalent Positions (FTE) - Appropriated Funds</b>	510.0	510.0
<b>Number of Full-time Equivalent Positions (FTE) - Total</b>	660.0	662.0

1. **Informational Listing of Appropriated Funds.** The appropriations made above for Educational and General State Support are subject to the special and general provisions of this Act and include the following amounts for the purposes indicated.

**A. Goal: INSTRUCTION/OPERATIONS**

Provide Instructional and Operations Support

**Outcome (Results/Impact):**

Percent of first-time, full-time, degree-seeking students graduated within three years with either an AAS degree or a certificate	40%	40%
Headcount enrollment	6,668	7,001
Number of associate degrees and certificates awarded	1,006	1,057
Number of minority students graduated	206	217
Administrative cost as a percent of total expenditures	10%	10%

<b>A.1.1. Strategy: ACADEMIC EDUCATION</b>	\$ 2,870,397	\$ 2,962,296
<b>A.1.2. Strategy: VOCATIONAL TECHNICAL EDUCATION</b>	\$ 16,785,936	\$ 17,378,029
<b>A.1.3. Strategy: STAFF GROUP INSURANCE</b>	\$ 275,831	\$ 276,613

**TEXAS STATE TECHNICAL COLLEGE - WACO**

(Continued)

<b>A.1.4. Strategy:</b> TEXAS PUBLIC EDUCATION GRANTS	\$ 450,000	\$ 450,000
<b>A.1.5. Strategy:</b> INDIRECT COST RECOVERY Indirect Cost Recovery for Research Related Activities	<u>\$ 82,656</u>	<u>\$ 82,656</u>
<b>Total, Goal A:</b> INSTRUCTION/OPERATIONS	<u>\$ 20,464,820</u>	<u>\$ 21,149,594</u>
<b>B. Goal:</b> PROVIDE INFRASTRUCTURE SUPPORT		
<b>B.1.1. Strategy:</b> E&G SPACE SUPPORT Educational and General Space Support	\$ 4,240,610	\$ 4,240,611
<b>C. Goal:</b> PROVIDE SPECIAL ITEM SUPPORT		
<b>C.1.1. Strategy:</b> INSTITUTIONAL ENHANCEMENT	\$ 1,796,114	\$ 1,773,447
<b>C.2.1. Strategy:</b> WACO WATER SYSTEM PROJECT Partnership with the City of Waco for new water system.	\$ 2,912,000	\$ U.B.
<b>C.3.1. Strategy:</b> MASTER LEASE PURCHASE PAYMENTS	<u>\$ 85,238</u>	<u>\$</u>
<b>Total, Goal C:</b> PROVIDE SPECIAL ITEM SUPPORT	<u>\$ 4,793,352</u>	<u>\$ 1,773,447</u>
<b>Grand Total, TEXAS STATE TECHNICAL COLLEGE - WACO</b>	<u><u>\$ 29,498,782</u></u>	<u><u>\$ 27,163,652</u></u>
<b>Method of Financing:</b>		
General Revenue Fund	\$ 25,189,596	\$ 22,574,137
General Revenue Fund - Dedicated - Estimated Other Educational and General Income Account No. 770	<u>4,309,186</u>	<u>4,589,515</u>
<b>Total, Method of Financing</b>	<u><u>\$ 29,498,782</u></u>	<u><u>\$ 27,163,652</u></u>

**SPECIAL PROVISIONS RELATING ONLY TO COMPONENTS OF  
TEXAS STATE TECHNICAL COLLEGE**

1. **Expenditure of Educational and General Funds.** Recognizing that Texas State Technical College may have the opportunity and should be encouraged to attract private contributions, grants, or contracts, and to enter into agreements with private businesses and other agencies of government for purposes not specifically contained in the line items above that might require matching funds from TSTC, the Board of Regents of Texas State Technical College is hereby authorized to expend its remaining educational and general funds to meet contribution, contract, or grant-matching requirements only for the following purposes:
  - a. planning and implementing a large-scale job-training program in conjunction with private business and other state agencies;
  - b. acquiring facilities and equipment to carry out a large-scale industrial training program in conjunction with a major employer; and



**TEXAS STATE TECHNICAL COLLEGE - WACO**  
(Continued)

- c. additional space and mechanical systems or renovation of existing buildings in accordance with the Campus Master Plans and subject to approval by the Texas Higher Education Coordinating Board.
2. **Financial Records.** The financial records and reports of the Texas State Technical College shall classify accounts in accordance with the recommendation of the National Committee on the Preparation of a Manual on College and University Business Administration, as set forth in Volume I of "College and University Business Administration," published by the American Council on Education with a copyright date of 1952, and subsequent published revisions with such modifications as may be developed and provided by the Comptroller of Public Accounts, or as may be required to conform with specific provisions of the Appropriation Acts of the Legislature. The accounts of the Texas State Technical College shall be maintained and audited in accordance with the approved reporting system. The Texas State Technical College shall deliver to the Texas Higher Education Coordinating Board, any such program reports as it may deem necessary in accordance with its rules and regulations.
3. **Enrollment Records and Reports.** To be eligible to receive the appropriations hereinabove, the Texas State Technical College shall maintain separately for each campus and each extension center such enrollment records and report such enrollment data as required by the Texas Higher Education Coordinating Board. These enrollment reports shall be submitted in the form and on the date required.

The above reports shall be certified to the Comptroller of Public Accounts no later than the date required by the Coordinating Board, and each term copies of the above certified enrollment reports shall be sent to the Coordinating Board, Legislative Budget Board, Governor, State Auditor and Legislative Reference Library.

The State Auditor shall verify the certified enrollment data submitted to the agencies listed above as part of the audit of the Texas State Technical College.

The Texas State Technical College shall offer only such courses as are economically justified in the considered judgment of the Board of Regents. The Board of Regents shall adopt policies specifying the conditions under which classes of less than 10 students by headcount are to be considered necessary and justifiable. The Board of Regents shall direct the chancellor or other officials to review enrollment data prior to the designated Coordinating Board census date and take all necessary actions to ensure that the small classes offered on each campus are only those that conform with established policies on small classes. Each school term, each campus shall prepare for submission to the Board of Regents a small class report showing the department, course number, title of course and the name of the instructor. The Board of Regents shall review enrollment reports certified to the Comptroller of Public Accounts, the campus small class reports and other enrollment records as necessary to ensure that the classes offered are economically justified and are in compliance with Board of Regents' policy.

4. **Certification of Compliance.** Expenditure of the funds appropriated hereinabove is contingent upon annual certification by the chancellor of the Texas State Technical College to the Comptroller of Public Accounts that the Texas State Technical College is in compliance with these provisions regarding budgets, accounting procedures and enrollment.
5. **Approved Geographic Locations.** None of the funds appropriated above to the Texas State Technical College shall be expended in promoting, developing or creating a campus or extension center at any other location in the state except as specified in V.T.C.A., Education Code, Section 135.02.
6. **Temporary Special Courses.** Out of funds appropriated by contact hour generation hereinabove to the Texas State Technical College in pre-apprenticeship, related training for apprentices and specialized training for journeymen and compensatory training for

**TEXAS STATE TECHNICAL COLLEGE - WACO**  
(Continued)

pre-apprenticeship and apprenticeship enrollees, and plant expansion and new plant start-up training program no more than \$50,000 per year may be spent wherever the need exists within the state in conjunction with curriculum approval by the Texas Higher Education Coordinating Board. Such expenditure of funds for these special courses are temporary in nature and outside the provision of V.T.C.A., Education Code, Section 135.04.

7. **Aircraft Pilot Training Programs.** Funds may be used for the operation, maintenance or lease of aircraft for use in the Aircraft Pilot Training programs subject to the requirement that excess costs of flight instruction be recovered by an assessment of charge to student pilots. This income shall be separately accounted for and credited as a reduction in expenditure in the Aircraft Pilot Training Program.
8. **Approval of Plans by Foundations.** Any use of the Texas State Technical College's assets or facilities including, but not limited to, buildings, equipment or employees by existing foundations or for the promotion of foundations shall require prior approval of the Board of Regents. Approval is contingent upon receipt by the Board of Regents of a satisfactory annual plan of operation. At a minimum, this plan must specify the proposed use of any Texas State Technical College facilities, equipment, and personnel; payments made directly to Texas State Technical College personnel for services provided or expenses incurred; and donations of funds to the Texas State Technical College for designated purposes. All funds donated by foundations to the Texas State Technical College shall be received and accounted for in the same manner as all other Texas State Technical College funds. After Board of Regents approval, the plan shall be filed with the Legislative Budget Board.
9. **Audit of Base Contact Hours.** The hours used in the contact hour base period to fund Texas State Technical College are subject to audit for accuracy by the State Auditor according to an audit plan developed in consultation with the Texas Higher Education Coordinating Board, the Legislative Budget Board, and the Public Community and Junior Colleges and the appropriation amounts adjusted accordingly by the Comptroller of Public Accounts. The calculation of revised appropriation amounts shall allow the institutions an error rate of up to two percent. Adjustments shall be made to adjust estimated contact hours to actual certified contact hours, even if the total error rate is less than two percent.
10. **Campus President Salaries.** Out of the funds appropriated to each campus of Texas State Technical College, an amount NTE \$63,654 in 2000 and \$63,654 in 2001 may be expended for the salary of a president. All presidents may receive in addition to the above amounts a house, utilities, and/or supplement from private sources. If an institutionally owned house is not available an amount NTE \$7,200 per year from the appropriations above, and additional funds from gifts and grants where required, may be provided in lieu of house and utilities.
11. **Chancellor Salary.** Out of the funds appropriated, transferred, or contracted to the system office, an amount NTE \$70,231 in 2000 and \$70,231 in 2001 may be expended for the salary of a chancellor. The chancellor may receive in addition to the above amount a house, utilities, and/or supplement from private sources. If a system owned house is not available an amount NTE \$7,200 per year from the system office appropriation and additional funds from gifts and grants where required, may be provided in lieu of house and utilities.

# TEXAS AGRICULTURAL EXPERIMENT STATION

	For the Years Ending	
	August 31, 2000	August 31, 2001
1. Educational and General State Support	\$ 63,850,236	\$ 63,814,452
<b>Grand Total, TEXAS AGRICULTURAL EXPERIMENT STATION</b>	<b>\$ 63,850,236</b>	<b>\$ 63,814,452</b>
<b>Method of Financing:</b>		
General Revenue Fund	\$ 52,212,438	\$ 52,176,654
Feed Control Fund - Local No. 058, estimated	2,178,768	2,178,768
Federal Funds	6,094,232	6,094,232
General Revenue Fund - Dedicated - Clean Air Account No. 151	500,000	500,000
General Revenue Fund - Dedicated - Agricultural Soil and Water Conservation Account No. 563	100,000	100,000
Sales Funds - Agricultural Experiment Station, estimated	1,250,000	1,250,000
Fertilizer Control Fund, estimated	1,239,798	1,239,798
Research Related Indirect Cost Recovery, estimated	275,000	275,000
<b>Total, Method of Financing</b>	<b>\$ 63,850,236</b>	<b>\$ 63,814,452</b>
<b>Number of Full-time Equivalent Positions (FTE) - Appropriated Funds</b>	1,458.0	1,458.0
<b>Number of Full-time Equivalent Positions (FTE) - Total</b>	2,238.0	2,238.0

1. **Informational Listing of Appropriated Funds.** The appropriations made above for Educational and General State Support are subject to the special and general provisions of this Act and include the following amounts for the purposes indicated.

**A. Goal: AGRICULTURAL COMPETITIVENESS**  
To improve the competitiveness of Texas agricultural products.

**Outcome (Results/Impact):**

Percentage Change in Number of Patents, Disclosures, Licenses, and Publications--Livestock Research	2%	2%
Percentage Change in Number of Patents, Disclosures, Licenses, and Publications--Plant and Crop Research	2%	2%

**A.1.1. Strategy: LIVESTOCK RESEARCH**      \$ 9,733,522      \$ 9,727,018  
Conduct research on the biology, health and  
management of livestock and animal production  
systems.

**Output (Volume):**

Number of Refereed Publications	425	425
---------------------------------	-----	-----

**Explanatory:**

Amount of External Sponsor Support	8,000,000	8,000,000
------------------------------------	-----------	-----------



**TEXAS AGRICULTURAL EXPERIMENT STATION**  
(Continued)

<b>C.1.1. Strategy:</b> AGRICULTURAL PRODUCT QUALITY RESEARCH	\$ 3,538,938	\$ 3,536,435
Conduct research on biological, production, storage and handling processes and consumer behavior relating to safety, nutritional and quality characteristics of agricultural products.		
<b>Output (Volume):</b>		
Number of Refereed Publications	225	225
<b>Explanatory:</b>		
Amount of External Sponsor Support	3,200,000	3,200,000
 <b>C.2.1. Strategy:</b> AGRICULTURAL MARKETING RESEARCH	 <u>\$ 1,846,430</u>	 <u>\$ 1,843,623</u>
Conduct research on efficiency marketing and trade systems and consumer behavior relating to food and agricultural products.		
<b>Output (Volume):</b>		
Number of Refereed Publications	85	85
<b>Explanatory:</b>		
Amount of External Sponsor Support	3,215,000	3,215,000
 <b>Total, Goal C:</b> AGRICULTURAL PRODUCT QUALITY	 <u>\$ 5,385,368</u>	 <u>\$ 5,380,058</u>

**D. Goal:** VALUE-ADDED/ECONOMIC DEVELOPMENT  
To increase value-added from processing of Texas agricultural products and enhance the socioeconomic development of communities and the economy of Texas.

**Outcome (Results/Impact):**

Percentage Change in Number of Patents, Licenses, Disclosures, and Publications-- Value-Added Research	2%	2%
Percentage Change in Number of Patents, Disclosures, Licenses, and Publications--Socioeconomic Research	2%	2%

<b>D.1.1. Strategy:</b> VALUE-ADDED RESEARCH	\$ 1,183,608	\$ 1,181,809
Conduct research into value-added enhancing techniques to facilitate the efficient conversion of plant and animal materials, residuals, byproducts and wastes into higher valued products.		
<b>Output (Volume):</b>		
Number of Refereed Publications	100	100
<b>Explanatory:</b>		
Amount of External Sponsor Support	1,100,000	1,100,000
 <b>D.2.1. Strategy:</b> SOCIOECONOMIC RESEARCH	 <u>\$ 1,893,774</u>	 <u>\$ 1,890,895</u>
Conduct research on economic, demographic and social factors impacting socioeconomic resources, services and organizations in Texas.		
<b>Output (Volume):</b>		
Number of Refereed Publications	66	66
<b>Explanatory:</b>		
Amount of External Sponsor Support	1,700,000	1,700,000
 <b>Total, Goal D:</b> VALUE-ADDED/ECONOMIC DEVELOPMENT	 <u>\$ 3,077,382</u>	 <u>\$ 3,072,704</u>



**TEXAS AGRICULTURAL EXPERIMENT STATION**  
(Continued)

<b>G.1.3. Strategy: CAPITAL EQUITY &amp; EXCELLENCE FUNDING</b>	<u>\$ 2,398,680</u>	<u>\$ 2,398,680</u>
Capital Equity and Excellence Funding		
<b>Total, Goal G: INDIRECT ADMINISTRATION</b>	<u>\$ 7,960,380</u>	<u>\$ 7,960,380</u>
<b>Grand Total, TEXAS AGRICULTURAL EXPERIMENT STATION</b>	<u>\$ 63,850,236</u>	<u>\$ 63,814,452</u>

**Method of Financing:**

General Revenue Fund	\$ 52,212,438	\$ 52,176,654
Feed Control Fund - Local No. 058, estimated	2,178,768	2,178,768
Federal Funds	6,094,232	6,094,232
General Revenue Fund - Dedicated - Clean Air Account No. 151	500,000	500,000
General Revenue Fund - Dedicated - Agricultural Soil and Water Conservation Account No. 563	100,000	100,000
Sales Funds - Agricultural Experiment Station, estimated	1,250,000	1,250,000
Fertilizer Control Fund, estimated	1,239,798	1,239,798
Research Related Indirect Cost Recovery, estimated	<u>275,000</u>	<u>275,000</u>
<b>Total, Method of Financing</b>	<u>\$ 63,850,236</u>	<u>\$ 63,814,452</u>

2. **Unexpended Balances, TAES Current Fund.** Any balances remaining as of August 31, 1999 in Texas Agricultural Experiment Station Current Fund No. 240 and all revenues received during the biennium beginning September 1, 1999 are hereby appropriated to Texas Agricultural Experiment Station.
3. **Buffalo Gnat.** Out of the funds appropriated above, \$10,000 in General Revenue Funds in each year of the biennium shall be used for buffalo gnat eradication.
4. **Unexpended Balances, General Revenue Fund-Dedicated, Agricultural Soil and Water Conservation Account.** Any unexpended balances in the Agricultural Soil and Water Conservation Account, estimated to be \$10,000, remaining as of August 31, 1999, are hereby reappropriated for the biennium beginning September 1, 1999, for the purposes of Subchapter G, Chapter 15, Water Code. Any balances remaining after August 31, 2000, are hereby appropriated for fiscal year 2001.
5. **Limited Waiver from Proportionality Provision.** The Texas Agricultural Experiment Station is specifically exempt from implementation of proportionality for Higher Education Retirement Programs, but only in regard to the retirement match limit that is imposed under the federal Hatch Act and the McIntire-Stennis Act.
6. **Unexpended Balances, Equine Research Account.** Any unexpended balances in the Equine Research Account, estimated to be \$120,000, as of August 31, 1999 and all income to the Equine Research Account during the biennium beginning September 1, 1999 are hereby appropriated to Texas Agricultural Experiment Station for support of the Equine Research Program.
7. **Unexpended Balances, Honey Bee Disease Fund.** Revenue collected as of August 31, 1999, estimated to be \$60,000, and all fees collected during the biennium beginning September 1,

**TEXAS AGRICULTURAL EXPERIMENT STATION**  
(Continued)

1999 pursuant to Section 131.046, Texas Agriculture Code, are hereby appropriated from the General Revenue Fund to Texas Agricultural Experiment Station for the Honey Bee Disease Program.

8. **Honey Bees Research.** Out of the funds appropriated above in Strategy B.2.1., Environment Quality Research, \$150,000 in fiscal year 2000 and \$150,000 in fiscal year 2001 shall be used for research on the protection and management of honey bees.
9. **Contingency Appropriation: Cotton Germplasm Collections.** Out of the funds appropriated above in Strategy A.2.1., Plant and Crop Research, \$300,000 in fiscal year 2000 and \$300,000 in fiscal year 2001 in General Revenue Funds is contingent upon the availability of federal matching funds and shall be used to provide a state match not to exceed 50 percent of the total project cost for the evaluation of cotton germplasm collections.

**TEXAS AGRICULTURAL EXTENSION SERVICE**

	For the Years Ending	
	August 31, 2000	August 31, 2001
1. Educational and General State Support	\$ 57,187,641	\$ 57,204,170
<b>Grand Total, TEXAS AGRICULTURAL EXTENSION SERVICE</b>	<b>\$ 57,187,641</b>	<b>\$ 57,204,170</b>
<b>Method of Financing:</b>		
General Revenue Fund	\$ 39,664,623	\$ 39,681,152
Federal Funds	9,661,796	9,661,796
General Revenue Fund - Dedicated - Agricultural Soil and Water Conservation Account No. 563	100,000	100,000
County Funds - Extension Programs Fund, estimated	6,971,552	6,971,552
Interagency Contracts	789,670	789,670
<b>Total, Method of Financing</b>	<b>\$ 57,187,641</b>	<b>\$ 57,204,170</b>
<b>Number of Full-time Equivalent Positions (FTE) - Appropriated Funds</b>	1,093.0	1,093.0
<b>Number of Full-time Equivalent Positions (FTE) - Total</b>	1,450.5	1,450.5

1. **Informational Listing of Appropriated Funds.** The appropriations made above for Educational and General State Support are subject to the special and general provisions of this Act and include the following amounts for the purposes indicated.

**A. Goal: HEALTH AND SAFETY EDUCATION**  
To educate Texans to take more responsibility for improving their health, safety, productivity, and well being.

**Outcome (Results/Impact):**

Percent Increase of Targeted Texans Reached	18%	20%
---	-----	-----



**TEXAS AGRICULTURAL EXTENSION SERVICE**  
(Continued)

<b>A.1.1. Strategy:</b> HEALTH AND SAFETY			
EDUCATION	\$	10,737,096	\$ 10,743,378
Conduct educational programs related to nutrition, safe agricultural, safe home, and safe workplace environments, food safety, and dependent care.			
<b>Output (Volume):</b>			
Direct Teaching Exposures		1,900,000	1,900,000
<b>Efficiencies:</b>			
Average Cost Per Educational Contact		3.5	3.5
<b>B. Goal:</b> ENVIRONMENTAL EDUCATION			
To educate citizens to improve their stewardship of the environment and Texas' natural resources.			
<b>Outcome (Results/Impact):</b>			
Percent Increase of Targeted Texans Reached		19%	21%
<b>B.1.1. Strategy:</b> ENVIRONMENTAL			
EDUCATION	\$	8,734,484	\$ 8,276,753
Conduct educational programs to protect and maintain the land and water ecosystems of the state.			
<b>Output (Volume):</b>			
Direct Teaching Exposures		1,517,550	1,517,550
<b>Efficiencies:</b>			
Average Cost Per Educational Contact		2.5	2.5
<b>C. Goal:</b> ECONOMIC COMPETITIVENESS			
To enable Texans to make decisions that contribute to their economic security and to the state's economic prosperity.			
<b>Outcome (Results/Impact):</b>			
Percent Increase of Targeted Texans Reached		15%	17%
<b>C.1.1. Strategy:</b> ECONOMIC			
COMPETITIVENESS	\$	22,965,767	\$ 23,427,795
Conduct educational programs that contribute to the economic competitiveness of agricultural producers, the economic viability of rural communities, and the economic stability of individuals and families.			
<b>Output (Volume):</b>			
Direct Teaching Exposures		2,585,550	2,585,650
<b>Efficiencies:</b>			
Economic Impact Per Dollar Invested		875	875
<b>D. Goal:</b> LEADERSHIP DEVELOPMENT			
To foster the development of responsible, productive, and self-motivated youth and adults.			
<b>Outcome (Results/Impact):</b>			
Percent Increase of Targeted Texans Reached		17%	19%
<b>D.1.1. Strategy:</b> LEADERSHIP DEVELOPMENT	\$	11,275,901	\$ 11,281,851
Teach the principles of leadership development to both youth and adults and provide opportunities for youth to learn life skills and enhance career development.			
<b>Output (Volume):</b>			
Direct Teaching Exposures		3,441,300	3,441,300
<b>Efficiencies:</b>			
Average Cost Per Educational Contact		2.5	2.5

**TEXAS AGRICULTURAL EXTENSION SERVICE**  
(Continued)

**E. Goal: STAFF BENEFITS**

To maintain a competitive benefit program for employees and retirees pursuant to state mandated requirements.

<b>E.1.1. Strategy:</b> STAFF GROUP INSURANCE Provide funding for staff group insurance premiums	\$ 688,950	\$ 688,950
<b>E.1.2. Strategy:</b> WORKERS' COMP INSURANCE Provide funding for workers' compensation insurance	\$ 180,000	\$ 180,000
<b>E.1.3. Strategy:</b> UNEMPLOYMENT INSURANCE Provide funding for unemployment insurance	\$ 8,000	\$ 8,000
<b>E.1.4. Strategy:</b> O.A.S.I. Provide funding for O.A.S.I.	<u>\$ 32,000</u>	<u>\$ 32,000</u>
<b>Total, Goal E: STAFF BENEFITS</b>	<u>\$ 908,950</u>	<u>\$ 908,950</u>

**F. Goal: INDIRECT ADMINISTRATION**

<b>F.1.1. Strategy:</b> INDIRECT ADMINISTRATION	\$ 1,798,680	\$ 1,798,680
<b>F.1.2. Strategy:</b> INFRASTRUCTURE SUPPORT	\$ 432,503	\$ 432,503
<b>F.1.3. Strategy:</b> CAPITAL EQUITY & EXCELLENCE FUNDING Capital Equity and Excellence Funding	<u>\$ 334,260</u>	<u>\$ 334,260</u>
<b>Total, Goal F: INDIRECT ADMINISTRATION</b>	<u>\$ 2,565,443</u>	<u>\$ 2,565,443</u>

<b>Grand Total, TEXAS AGRICULTURAL EXTENSION SERVICE</b>	<u>\$ 57,187,641</u>	<u>\$ 57,204,170</u>
--	----------------------	----------------------

**Method of Financing:**

General Revenue Fund	\$ 39,664,623	\$ 39,681,152
Federal Funds	9,661,796	9,661,796
General Revenue Fund - Dedicated - Agricultural Soil and Water Conservation Account No. 563	100,000	100,000
County Funds - Extension Programs Fund, estimated	6,971,552	6,971,552
Interagency Contracts	<u>789,670</u>	<u>789,670</u>
<b>Total, Method of Financing</b>	<u>\$ 57,187,641</u>	<u>\$ 57,204,170</u>

2. **Integrated Pest Management.** Out of the funds appropriated above, \$49,365 in each year of the biennium is for contracting with the Texas Pest Management Association for pest management. No more than 10 percent of these funds shall be utilized by the Texas Agricultural Extension Service for administering the program.
3. **Unexpended Balances, General Revenue Fund-Dedicated, Agricultural Soil and Water Conservation Account.** Any unexpended balances in the Agricultural Soil and Water Conservation Account, estimated to be \$10,000, remaining as of August 31, 1999, are hereby reappropriated for the biennium beginning September 1, 1999, for the purposes of Subchapter G, Chapter 15, Water Code. Any balances remaining after August 31, 2000, are hereby appropriated for fiscal year 2001.
4. **Limited Waiver from Proportionality Provision.** For the purpose of determining proportional payments of retirement and group insurance benefits for the Texas Agricultural Extension

**TEXAS AGRICULTURAL EXTENSION SERVICE**  
(Continued)

Service, as required in this Act, County Funds paid directly by County Commissioners Courts shall be considered as General Revenue Funds. The Texas Agricultural Extension Service is specifically exempt from implementation of proportionality for Higher Education Retirement Programs, but only in regard to the retirement match limit that is imposed under the federal Smith-Lever Act and the Hatch Act.

**TEXAS ENGINEERING EXPERIMENT STATION**

	For the Years Ending	
	August 31, 2000	August 31, 2001
1. Educational and General State Support	\$ 54,697,424	\$ 54,706,034
<b>Grand Total, TEXAS ENGINEERING EXPERIMENT STATION</b>	<b>\$ 54,697,424</b>	<b>\$ 54,706,034</b>
 <b>Method of Financing:</b>		
General Revenue Fund	\$ 11,384,347	\$ 11,392,957
Federal Funds	25,244,337	25,244,337
Research Related Indirect Cost Recovery, estimated	4,303,817	4,303,817
Interagency Contracts	5,849,500	5,849,500
Other Funds, estimated	7,915,423	7,915,423
<b>Total, Method of Financing</b>	<b>\$ 54,697,424</b>	<b>\$ 54,706,034</b>
 <b>Number of Full-time Equivalent Positions (FTE) - Appropriated Funds</b>	704.5	704.5
 <b>Number of Full-time Equivalent Positions (FTE) - Total</b>	903.0	903.0

1. **Informational Listing of Appropriated Funds.** The appropriations made above for Educational and General State Support are subject to the special and general provisions of this Act and include the following amounts for the purposes indicated.

**A. Goal: ENGINEERING RESEARCH**

To conduct basic and applied research in engineering and related fields which addresses critical state and national issues, supports industrial and public systems, enhances higher education and promotes economic development.

**Outcome (Results/Impact):**

Leverage Ratio of General Revenue Appropriations to Total Funds	12	12
Total Dollar Volume of Research (Millions)	83.9	85.6
Number of Formal License Agreements	15	15

**A.1.1. Strategy: RESEARCH DIVISIONS**

Develop and support disciplinary and cross-disciplinary research programs, centers, institutes, and new initiatives.

	\$ 31,510,029	\$ 31,518,639
--	---------------	---------------

**TEXAS ENGINEERING EXPERIMENT STATION**  
(Continued)

<b>Output (Volume):</b>		
Dollar Volume of Research (Millions)	40.6	42.7
Number of Research Projects	3,000	3,000
<b>A.1.2. Strategy: MULTI-INSTITUTIONAL OUTREACH</b>	\$ 10,346,837	\$ 10,346,837
Collaborate with academic institutions in Texas, the nation and elsewhere in research and development activities and provide research and grant writing outreach across the State.		
<b>Output (Volume):</b>		
Number of Collaborative Initiatives	750	750
Dollar Volume of Activities (Millions)	29	31.2
<b>A.2.1. Strategy: TECHNOLOGY TRANSFER</b>	\$ 414,670	\$ 414,670
Provide intellectual property assistance to the research programs for commercial application.		
<b>Output (Volume):</b>		
Number of Patent Applications	22	22
<b>A.3.1. Strategy: EDUCATIONAL PROGRAMS</b>	<u>\$ 1,328,447</u>	<u>\$ 1,328,447</u>
Provide programs and opportunities for the participation of students, especially minorities and women, in research and education programs.		
<b>Output (Volume):</b>		
Number of Students from Underrepresented-Groups Participating in Agency Activities	4,100	4,300
<b>Total, Goal A: ENGINEERING RESEARCH</b>	<u>\$ 43,599,983</u>	<u>\$ 43,608,593</u>
<b>B. Goal: STAFF BENEFITS</b>		
To maintain a competitive benefit program for employees and retirees pursuant to state mandated requirements.		
<b>B.1.1. Strategy: STAFF GROUP INSURANCE</b>	\$ 3,000,000	\$ 3,000,000
Provide funding for staff group insurance premiums.		
<b>B.1.2. Strategy: WORKERS' COMP INSURANCE</b>	\$ 136,800	\$ 136,800
Provide funding for workers' compensation insurance.		
<b>B.1.3. Strategy: UNEMPLOYMENT INSURANCE</b>	\$ 19,350	\$ 19,350
Provide funding for unemployment insurance.		
<b>B.1.4. Strategy: O.A.S.I.</b>	\$ 1,325,000	\$ 1,325,000
Provide funding for O.A.S.I.		
<b>B.1.5. Strategy: OPTIONAL RETIREMENT PROGRAM</b>	<u>\$ 70,000</u>	<u>\$ 70,000</u>
Optional Retirement Program Differential		
<b>Total, Goal B: STAFF BENEFITS</b>	<u>\$ 4,551,150</u>	<u>\$ 4,551,150</u>
<b>C. Goal: INDIRECT ADMINISTRATION</b>		
<b>C.1.1. Strategy: INDIRECT ADMINISTRATION</b>	\$ 3,276,671	\$ 3,276,671
<b>C.1.2. Strategy: INFRASTRUCTURE SUPPORT</b>	\$ 1,844,560	\$ 1,844,560

**TEXAS ENGINEERING EXPERIMENT STATION**  
(Continued)

<b>C.1.3. Strategy:</b> CAPITAL EQUITY & EXCELLENCE FUNDING	\$ 1,425,060	\$ 1,425,060
Capital Equity and Excellence Funding		
<b>Total, Goal C:</b> INDIRECT ADMINISTRATION	<u>\$ 6,546,291</u>	<u>\$ 6,546,291</u>
<b>Grand Total, TEXAS ENGINEERING EXPERIMENT STATION</b>	<u>\$ 54,697,424</u>	<u>\$ 54,706,034</u>
 <b>Method of Financing:</b>		
General Revenue Fund	\$ 11,384,347	\$ 11,392,957
Federal Funds	25,244,337	25,244,337
Research Related Indirect Cost Recovery, estimated	4,303,817	4,303,817
Interagency Contracts	5,849,500	5,849,500
Other Funds, estimated	<u>7,915,423</u>	<u>7,915,423</u>
<b>Total, Method of Financing</b>	<u>\$ 54,697,424</u>	<u>\$ 54,706,034</u>

**TEXAS TRANSPORTATION INSTITUTE**

	For the Years Ending	
	August 31, 2000	August 31, 2001
1. Educational and General State Support	<u>\$ 28,200,091</u>	<u>\$ 28,462,629</u>
<b>Grand Total, TEXAS TRANSPORTATION INSTITUTE</b>	<u>\$ 28,200,091</u>	<u>\$ 28,462,629</u>
 <b>Method of Financing:</b>		
General Revenue Fund	\$ 4,825,907	\$ 4,822,926
Research-Related Indirect Cost Recovery, estimated	1,319,087	1,386,480
Federal Funds	2,977,765	3,011,242
Appropriated Receipts	4,357,000	4,384,455
Interagency Contracts	<u>14,720,332</u>	<u>14,857,526</u>
<b>Total, Method of Financing</b>	<u>\$ 28,200,091</u>	<u>\$ 28,462,629</u>
<b>Number of Full-time Equivalent Positions (FTE) - Appropriated Funds</b>	415.0	419.0
<b>Number of Full-time Equivalent Positions (FTE) - Total</b>	466.0	470.0

1. **Informational Listing of Appropriated Funds.** The appropriations made above for Educational and General State Support are subject to the special and general provisions of this Act and include the following amounts for the purposes indicated.

**TEXAS TRANSPORTATION INSTITUTE**

(Continued)

**A. Goal: TRANSPORTATION RESEARCH**

To identify and solve transportation research problems, to disseminate the results, and to enhance the relevance and quality of transportation education in Texas.

**Outcome (Results/Impact):**

Dollar Volume of Research Studies Performed	26,300,000	26,550,000
Leverage Ratio of General Revenue Appropriations to Total Funds	11.9	12

**A.1.1. Strategy: SPONSORED RESEARCH**

\$	19,336,356	\$	19,599,099
----	------------	----	------------

Submit research proposals and develop programs to secure funded contracts from sources, including: TxDOT, USDOT, and other state and federal agencies, other states, regional and local governments, and private sector entities and to support transportation-related educational programs within the Texas A&M University System and other Texas university systems.

**Output (Volume):**

Number of TTI Patented Safety Devices Installed	105,000	120,000
Number of Students Involved in TTI Education and Research Activities	166	167
External Research Dollars Brought to the State of Texas	5,500,000	5,600,000

**A.1.2. Strategy: NATIONAL CENTERS**

\$	<u>3,033,693</u>	\$	<u>3,033,488</u>
----	------------------	----	------------------

Submit research proposals and develop programs within the National Centers to enhance and promote advanced transportation-related educational and research programs within the Texas A&M University System and other Texas university systems.

**Output (Volume):**

Number of Students Involved in TTI Education and Research Activities	42	43
External Research Dollars Brought to the State of Texas	3,010,500	3,070,800

**Total, Goal A: TRANSPORTATION RESEARCH**

\$	<u>22,370,049</u>	\$	<u>22,632,587</u>
----	-------------------	----	-------------------

**B. Goal: STAFF BENEFITS**

To maintain a competitive benefit program for employees and retirees pursuant to state mandated requirements.

**B.1.1. Strategy: STAFF GROUP INSURANCE**

\$	1,062,786	\$	1,062,786
----	-----------	----	-----------

Provide funding for staff group insurance premiums.

**B.1.2. Strategy: WORKERS' COMP INSURANCE**

\$	75,231	\$	75,231
----	--------	----	--------

Provide funding for workers' compensation insurance.

**B.1.3. Strategy: UNEMPLOYMENT INSURANCE**

\$	12,887	\$	12,887
----	--------	----	--------

Provide funding for unemployment insurance.

**B.1.4. Strategy: O.A.S.I.**

\$	<u>898,228</u>	\$	<u>898,228</u>
----	----------------	----	----------------

Provide funding for O.A.S.I.

**Total, Goal B: STAFF BENEFITS**

\$	<u>2,049,132</u>	\$	<u>2,049,132</u>
----	------------------	----	------------------

**TEXAS TRANSPORTATION INSTITUTE**  
(Continued)

<b>C. Goal:</b> INDIRECT ADMINISTRATION		
<b>C.1.1. Strategy:</b> INDIRECT ADMINISTRATION	\$ 2,009,583	\$ 2,009,583
<b>C.1.2. Strategy:</b> INFRASTRUCTURE SUPPORT	\$ 999,127	\$ 999,127
<b>C.1.3. Strategy:</b> CAPITAL EQUITY & EXCELLENCE FUNDING	<u>\$ 772,200</u>	<u>\$ 772,200</u>
Capital Equity and Excellence Funding		
<b>Total, Goal C:</b> INDIRECT ADMINISTRATION	<u>\$ 3,780,910</u>	<u>\$ 3,780,910</u>
<b>Grand Total, TEXAS TRANSPORTATION INSTITUTE</b>	<u>\$ 28,200,091</u>	<u>\$ 28,462,629</u>
<b>Method of Financing:</b>		
General Revenue Fund	\$ 4,825,907	\$ 4,822,926
Research-Related Indirect Cost Recovery, estimated	1,319,087	1,386,480
Federal Funds	2,977,765	3,011,242
Appropriated Receipts	4,357,000	4,384,455
Interagency Contracts	<u>14,720,332</u>	<u>14,857,526</u>
<b>Total, Method of Financing</b>	<u>\$ 28,200,091</u>	<u>\$ 28,462,629</u>

**TEXAS ENGINEERING EXTENSION SERVICE**

	For the Years Ending	
	August 31, <u>2000</u>	August 31, <u>2001</u>
1. Educational and General State Support	<u>\$ 38,123,603</u>	<u>\$ 38,124,640</u>
<b>Grand Total, TEXAS ENGINEERING EXTENSION SERVICE</b>	<u>\$ 38,123,603</u>	<u>\$ 38,124,640</u>
<b>Method of Financing:</b>		
General Revenue Fund	\$ 6,284,260	\$ 6,285,284
Extension Related Indirect Cost Recovery, estimated	771,654	771,656
Federal Funds	3,355,024	3,355,026
Appropriated Receipts	24,158,084	24,158,091
Interagency Contracts	<u>3,554,581</u>	<u>3,554,583</u>
<b>Total, Method of Financing</b>	<u>\$ 38,123,603</u>	<u>\$ 38,124,640</u>
<b>Number of Full-time Equivalent Positions (FTE) - Appropriated Funds</b>	495.5	495.5
<b>Number of Full-time Equivalent Positions (FTE) - Total</b>	495.5	495.5

# TEXAS ENGINEERING EXTENSION SERVICE

(Continued)

1. **Informational Listing of Appropriated Funds.** The appropriations made above for Educational and General State Support are subject to the special and general provisions of this Act and include the following amounts for the purposes indicated.

**A. Goal: PROVIDE TRAINING**

To provide basic and advanced training, technology transfer activities and technical assistance on a statewide basis to meet the needs of governmental and industrial employees. The emphasis on technical training and assistance activities will ensure a qualified and competent workforce for the future.

**Outcome (Results/Impact):**

Percent Increase in the Number of Employees Trained in Response to State Mandated Certification Programs	6%	6%
Percent Increase in the Number of Industrial Employees Participating in Training Programs	5%	5%

**A.1.1. Strategy: PUBLIC SECTOR TRAINING**

Provide training for the public sector by assigning responsibility, conducting training needs assessments, using advisory groups, monitoring legislation and developing a marketing strategy within each training division.

**Output (Volume):**

Number of Individuals Trained	67,000	67,000
-------------------------------	--------	--------

**Efficiencies:**

Average Number of Student Contact Hours per Full-Time Instructor	15,300	15,300
--	--------	--------

	\$ 11,482,427	\$ 11,483,452
--	---------------	---------------

**A.1.2. Strategy: INDUSTRIAL SECTOR TRAINING**

Provide training for the industrial sector by assigning responsibility, conducting training needs assessments, using advisory groups, monitoring legislation and developing a marketing strategy within each training division.

**Output (Volume):**

Number of Individuals Trained	59,600	59,600
-------------------------------	--------	--------

**Efficiencies:**

Average Number of Student Contact Hours per Full-Time Instructor	10,500	10,500
--	--------	--------

	\$ 12,110,551	\$ 12,110,554
--	---------------	---------------

**Total, Goal A: PROVIDE TRAINING**

	\$ 23,592,978	\$ 23,594,006
--	---------------	---------------

**B. Goal: TECHNOLOGY TRANSFER ASSISTANCE**

To provide special instructions, technology transfer activities and technical assistance on a statewide basis to special population groups.

**B.1.1. Strategy: TECHNOLOGY TRANSFER**

Operate an efficient technology transfer program through direct services, interactive electronic media, and database search activities.

**Output (Volume):**

Number of Initiatives with Communities and Businesses	1,300	1,300
---	-------	-------

**Efficiencies:**

Number of Clients Served per Service Delivery FTE	55	55
---	----	----

	\$ 3,597,559	\$ 3,597,561
--	--------------	--------------



**TEXAS ENGINEERING EXTENSION SERVICE**  
(Continued)

<b>B.1.2. Strategy:</b> PRE-EMPLOYMENT TRAINING	\$ 1,165,878	\$ 1,165,879
Operate a pre-employment training program		
<b>Output (Volume):</b>		
Number of Individuals Trained	3,600	3,600
<b>Efficiencies:</b>		
Average Number of Student Contact Hours per Full-Time Instructor	18,000	18,000
<b>Total, Goal B: TECHNOLOGY TRANSFER ASSISTANCE</b>	<u>\$ 4,763,437</u>	<u>\$ 4,763,440</u>
<b>C. Goal: STAFF BENEFITS</b>		
To maintain a competitive benefit program for employees and retirees pursuant to state mandated requirements.		
<b>C.1.1. Strategy:</b> STAFF GROUP INSURANCE	\$ 1,649,271	\$ 1,649,272
Provide funding for staff group insurance premiums.		
<b>C.1.2. Strategy:</b> WORKERS' COMP INSURANCE	\$ 84,704	\$ 84,704
Provide funding for workers' compensation insurance.		
<b>C.1.3. Strategy:</b> UNEMPLOYMENT INSURANCE	\$ 21,469	\$ 21,470
Provide funding for unemployment insurance.		
<b>C.1.4. Strategy:</b> O.A.S.I.	<u>\$ 1,120,451</u>	<u>\$ 1,120,452</u>
Provide funding for O.A.S.I.		
<b>Total, Goal C: STAFF BENEFITS</b>	<u>\$ 2,875,895</u>	<u>\$ 2,875,898</u>
<b>D. Goal: INDIRECT ADMINISTRATION</b>		
<b>D.1.1. Strategy:</b> INDIRECT ADMINISTRATION	\$ 5,856,831	\$ 5,856,834
<b>D.1.2. Strategy:</b> INFRASTRUCTURE SUPPORT	\$ 583,562	\$ 583,562
<b>D.1.3. Strategy:</b> CAPITAL EQUITY & EXCELLENCE FUNDING	<u>\$ 450,900</u>	<u>\$ 450,900</u>
Capital Equity and Excellence Funding		
<b>Total, Goal D: INDIRECT ADMINISTRATION</b>	<u>\$ 6,891,293</u>	<u>\$ 6,891,296</u>
<b>Grand Total, TEXAS ENGINEERING EXTENSION SERVICE</b>	<u>\$ 38,123,603</u>	<u>\$ 38,124,640</u>
<b>Method of Financing:</b>		
General Revenue Fund	\$ 6,284,260	\$ 6,285,284
Extension Related Indirect Cost Recovery, estimated	771,654	771,656
Federal Funds	3,355,024	3,355,026
Appropriated Receipts	24,158,084	24,158,091
Interagency Contracts	<u>3,554,581</u>	<u>3,554,583</u>
<b>Total, Method of Financing</b>	<u>\$ 38,123,603</u>	<u>\$ 38,124,640</u>

# TEXAS FOREST SERVICE

	For the Years Ending	
	August 31, 2000	August 31, 2001
1. Educational and General State Support	\$ 36,027,925	\$ 19,047,320
<b>Grand Total, TEXAS FOREST SERVICE</b>	<b>\$ 36,027,925</b>	<b>\$ 19,047,320</b>

**Method of Financing:**

General Revenue Fund	\$ 28,084,123	\$ 11,015,773
General Revenue Fund - Dedicated - Texas Department of Insurance Operating Fund Account No. 036	3,800,000	3,800,000
Federal Funds	2,057,255	2,145,000
Interagency Contracts	200,000	200,000
Other Funds, estimated	1,886,547	1,886,547
<b>Total, Method of Financing</b>	<b>\$ 36,027,925</b>	<b>\$ 19,047,320</b>

Number of Full-time Equivalent Positions (FTE) - Appropriated Funds	344.0	344.0
---	-------	-------

Number of Full-time Equivalent Positions (FTE) - Total	344.0	344.0
--	-------	-------

1. **Informational Listing of Appropriated Funds.** The appropriations made above for Educational and General State Support are subject to the special and general provisions of this Act and include the following amounts for the purposes indicated.

**A. Goal: DEVELOP FOREST RESOURCES**

To assure maximum development of the forest and tree resources throughout Texas and protect human life, the total forest environment and other rural lands and property from damage by wildfire, forest insects, diseases and other natural and man-caused factors.

**Outcome (Results/Impact):**

Saved-to-Lost Ratio of Resource and Property Values from Wildfire	2.5	2.5
Number of Trees Saved From Spread of Oak Wilt Disease	50,000	50,000
Number of Acres Protected Through Windbreak Plantings	9,700	10,200

**A.1.1. Strategy: WILDFIRE AND EMERGENCY PROGRAM**

Provide statewide leadership for an effective forest and rural land wildfire prevention, detection, and suppression program and emergency response management.	\$ 27,938,947	\$ 10,730,954
--	---------------	---------------

**Output (Volume):**

Number of Community Assists	1,642	1,656
Number of Contact Hours of Firefighter Training	22,100	23,500
Number of Hours Spent for Emergency Response	110,080	110,080

**A.1.2. Strategy: FOREST INSECTS AND DISEASES**

Provide statewide leadership in the early detection, landowner notification, and control of major forest and tree insects and diseases.	\$ 810,262	\$ 740,262
---	------------	------------

**TEXAS FOREST SERVICE**

(Continued)

**Output (Volume):**

Number of Property Owners Provided With Oak Wilt Information	9,000	9,000
--	-------	-------

<b>A.2.1. Strategy: FORESTRY LEADERSHIP</b>	\$ 4,382,723	\$ 4,386,598
Provide professional forestry leadership and markets for non-industrial private forest resources.		

**Output (Volume):**

Number of Acres of Reforestation on Non-Industrial Private Forestland in East Texas	65,550	67,850
Number of Resource Development Assists	4,000	4,000

<b>A.2.2. Strategy: ENVIRONMENTAL ENHANCEMENT</b>	\$ <u>1,176,224</u>	\$ <u>1,333,982</u>
---	---------------------	---------------------

Provide statewide leadership in environmental enhancement through management and conservation of tree and forest resources.

**Output (Volume):**

Number of Community Assists	1,500	1,500
Number of Windbreak Seedlings Planted	200,000	210,000

<b>Total, Goal A: DEVELOP FOREST RESOURCES</b>	\$ <u>34,308,156</u>	\$ <u>17,191,796</u>
--	----------------------	----------------------

**B. Goal: STAFF BENEFITS**

To provide staff benefits to eligible employees and retirees pursuant to state law.

<b>B.1.1. Strategy: STAFF GROUP INSURANCE</b>	\$ 439,851	\$ 575,606
Provide funding for staff group insurance premiums.		

<b>B.1.2. Strategy: WORKERS' COMP INSURANCE</b>	\$ 47,514	\$ 47,514
Provide funding for workers' compensation insurance.		

<b>B.1.3. Strategy: UNEMPLOYMENT INSURANCE</b>	\$ 9,503	\$ 9,503
Provide funding for unemployment insurance.		

<b>B.1.4. Strategy: O.A.S.I.</b>	\$ 92,631	\$ 92,631
Provide funding for O.A.S.I.		

<b>B.1.5. Strategy: HAZARDOUS DUTY PAY</b>	\$ <u>11,000</u>	\$ <u>11,000</u>
Provide funding for hazardous duty pay.		

<b>Total, Goal B: STAFF BENEFITS</b>	\$ <u>600,499</u>	\$ <u>736,254</u>
--------------------------------------	-------------------	-------------------

**C. Goal: INDIRECT ADMINISTRATION**

<b>C.1.1. Strategy: INDIRECT ADMINISTRATION</b>	\$ 1,075,978	\$ 1,075,978
---	--------------	--------------

<b>C.1.2. Strategy: INFRASTRUCTURE SUPPORT</b>	\$ 24,392	\$ 24,392
--	-----------	-----------

<b>C.1.3. Strategy: CAPITAL EQUITY &amp; EXCELLENCE FUNDING</b>	\$ <u>18,900</u>	\$ <u>18,900</u>
Capital Equity and Excellence Funding		

<b>Total, Goal C: INDIRECT ADMINISTRATION</b>	\$ <u>1,119,270</u>	\$ <u>1,119,270</u>
---	---------------------	---------------------

<b>Grand Total, TEXAS FOREST SERVICE</b>	\$ <u>36,027,925</u>	\$ <u>19,047,320</u>
--	----------------------	----------------------

**TEXAS FOREST SERVICE**  
(Continued)

**Method of Financing:**

General Revenue Fund	\$ 28,084,123	\$ 11,015,773
General Revenue Fund - Dedicated - Texas Department of Insurance Operating Fund Account No. 036	3,800,000	3,800,000
Federal Funds	2,057,255	2,145,000
Interagency Contracts	200,000	200,000
Other Funds, estimated	1,886,547	1,886,547
<b>Total, Method of Financing</b>	<b>\$ 36,027,925</b>	<b>\$ 19,047,320</b>

2. **Overtime Payments, Contingency.** Included in the appropriation above, \$335,223 for each year of the biennium is for the sole purpose of paying mandatory overtime expenses of non-exempt employees of the Texas Forest Service when such overtime is incurred in emergency response activities. It is further provided that payments from this appropriation shall be made only upon overtime payroll vouchers submitted to the State Comptroller. Any balances remaining as of August 31, 1999 are hereby reappropriated for the same purpose for the biennium beginning September 1, 1999, and balances remaining as of August 31, 2000 are hereby reappropriated for fiscal year 2001.
  
3. **Texas Wildfire Protection Plan.** Out of the funds appropriated above in Strategy A.1.1., Wildfire and Emergency Program, \$3,800,000 from the Texas Department of Insurance Operating Fund Account 036 and \$200,000 in oil overcharge funds in each year of the biennium shall be used for initial funding to implement the Texas Wildfire Protection Plan. Any unexpended balances remaining as of August 31, 2000, are hereby reappropriated for the same purpose for fiscal year 2001.
  
4. **Repayment to USDA Forest Service.** Out of the funds appropriated above in Strategy A.1.1., Wildfire and Emergency Program, \$16,940,957 in General Revenue Funds in fiscal year 2000 shall be used to repay the USDA Forest Service for firefighting expenses incurred during the 1998 drought. To supplement the Texas Wildfire Protection Plan, Texas Forest Service may use 25 percent of any amounts remaining after the USDA Forest Service is paid in full.
  
- \* 5. **Contingency Appropriation for House Bill 2107.** Contingent upon the enactment of House Bill 2107, or similar legislation relating to assistance to certain volunteer fire departments and to the imposition of a tax to finance that assistance, by the 76<sup>th</sup> Legislature, Regular Session, Texas Forest Service is hereby appropriated \$375,000 for fiscal year 2000 and \$394,000 for fiscal year 2001 out of additional revenues collected pursuant to House Bill 2107 for the purpose of implementing that Act. In no event shall the amount expended out of appropriations identified by this provision exceed the amount of additional revenues generated pursuant to House Bill 2107.

\* See Veto Proclamation.

## TEXAS WILDLIFE DAMAGE MANAGEMENT SERVICE

For the Years Ending  
 August 31,                      August 31,  
2000                                      2001

**Out of the General Revenue Fund:**

1. Educational and General State Support	\$ <u>3,385,335</u>	\$ <u>3,199,437</u>
<b>Grand Total, TEXAS WILDLIFE DAMAGE MANAGEMENT SERVICE</b>	<b>\$ <u>3,385,335</u></b>	<b>\$ <u>3,199,437</u></b>

Number of Full-time Equivalent Positions (FTE) - Appropriated Funds	92.0	92.0
Number of Full-time Equivalent Positions (FTE) - Total	165.0	165.0

1. **Informational Listing of Appropriated Funds.** The appropriations made above for Educational and General State Support are subject to the special and general provisions of this Act and include the following amounts for the purposes indicated.

**Out of the General Revenue Fund:**

**A. Goal: WILDLIFE DAMAGE MANAGEMENT**  
 To protect the resources, property, and well-being of Texans from damage caused by or related to the activities of wildlife species.

**Outcome (Results/Impact):**

Percent of Texas Counties Receiving Direct Wildlife Damage Management Assistance	82%	82%
Percent of Texas Counties Receiving Zoonosis Monitoring Assistance	25%	25%
Percent of Texas Counties Receiving Wildlife Damage Management Technical Assistance	82%	82%

**A.1.1. Strategy: DIRECT CONTROL ASSISTANCE**

\$ 2,981,295      \$ 2,840,668

To provide operational direct control assistance on a cooperative basis for the protection of resources and human health.

**Output (Volume):**

Number of Specimen Samples Taken for Zoonosis Monitoring	2,800	2,800
Number of Properties Provided Wildlife Damage Management Assistance	6,000	6,000

**A.2.1. Strategy: TECHNICAL ASSISTANCE**

\$ 392,950      \$ 347,493

To provide the general public with a consistent source of technical assistance and information on the proper handling of specific wildlife problems and education concerning the necessity for wildlife damage management.

**TEXAS WILDLIFE DAMAGE MANAGEMENT SERVICE**  
(Continued)

**Output (Volume):**

Number of Technical Assistance Projects (i.e., Personal, Phone, and Written Consultations) Conducted

8,000                      8,000

**Total, Goal A: WILDLIFE DAMAGE MANAGEMENT**

\$ 3,374,245    \$ 3,188,161

**B. Goal: STAFF BENEFITS**

To maintain a competitive benefit program for employees and retirees pursuant to state mandated requirements.

**B.1.1. Strategy: WORKERS' COMP INSURANCE**

Provide funding for workers' compensation insurance.

\$ 11,090    \$ 11,276

**Grand Total, TEXAS WILDLIFE DAMAGE MANAGEMENT SERVICE**

\$ 3,385,335    \$ 3,199,437

2. **Beaver Control - East Texas.** Out of the funds appropriated above, \$200,000 for fiscal year 2000 and \$200,000 for fiscal year 2001 shall be used for Beaver Control - East Texas.
3. **Feral Hog Control.** Out of the funds appropriated above in Strategy A.1.1., Direct Control Assistance, \$50,000 for fiscal year 2000 and \$50,000 for fiscal year 2001 shall be used for Feral Hog Control.

**TEXAS VETERINARY MEDICAL DIAGNOSTIC LABORATORY**

	For the Years Ending	
	August 31, 2000	August 31, 2001
1. Educational and General State Support	<u>\$ 8,606,633</u>	<u>\$ 8,608,866</u>
<b>Grand Total, TEXAS VETERINARY MEDICAL DIAGNOSTIC LABORATORY</b>	<u><u>\$ 8,606,633</u></u>	<u><u>\$ 8,608,866</u></u>

**Method of Financing:**

General Revenue Fund	\$ 3,736,836	\$ 3,734,569
Drug Testing Laboratory Fee Revenue, estimated	946,726	946,726
Veterinary Medical Diagnostic Laboratory Fee Revenue, estimated	<u>3,923,071</u>	<u>3,927,571</u>

**Total, Method of Financing**

\$ 8,606,633    \$ 8,608,866

**Number of Full-time Equivalent Positions (FTE) - Appropriated Funds**

155.0                      155.0

**Number of Full-time Equivalent Positions (FTE) - Total**

155.0                      155.0

# TEXAS VETERINARY MEDICAL DIAGNOSTIC LABORATORY

(Continued)

1. **Informational Listing of Appropriated Funds.** The appropriations made above for Educational and General State Support are subject to the special and general provisions of this Act and include the following amounts for the purposes indicated.

**A. Goal: DIAGNOSTIC AND DRUG TESTING**

To continue to provide a high-quality veterinary diagnostic service, drug testing, export testing and disease surveillance program to the animal industries.

**Outcome (Results/Impact):**

Number of Diagnostic Services Rendered (Case Load and Telephone Inquiries)	284,000	284,000
Percent of Animals Testing Drug Free	99.5%	99.5%

<b>A.1.1. Strategy:</b> DIAGNOSTIC SERVICES Provide diagnostic service and disease surveillance.	\$ 6,667,832	\$ 6,670,065
---	--------------	--------------

**Output (Volume):**

Number of Cases Submitted and Examined	168,500	168,500
--	---------	---------

<b>A.2.1. Strategy:</b> DRUG TESTING SERVICE Provide drug testing service primarily for the pari-mutuel animal racing industries.	<u>\$ 757,172</u>	<u>\$ 757,172</u>
--	-------------------	-------------------

**Output (Volume):**

Number of Animals Tested	23,800	23,800
--------------------------	--------	--------

<b>Total, Goal A:</b> DIAGNOSTIC AND DRUG TESTING	<u>\$ 7,425,004</u>	<u>\$ 7,427,237</u>
---	---------------------	---------------------

**B. Goal: STAFF BENEFITS**

To maintain a competitive benefit program for employees and retirees pursuant to state mandated requirements.

<b>B.1.1. Strategy:</b> STAFF GROUP INSURANCE Provide funding for staff group insurance premiums.	\$ 278,230	\$ 278,230
--	------------	------------

<b>B.1.2. Strategy:</b> WORKERS' COMP INSURANCE Provide funding for workers' compensation insurance.	\$ 23,500	\$ 23,500
---	-----------	-----------

<b>B.1.3. Strategy:</b> UNEMPLOYMENT INSURANCE Provide funding for unemployment insurance.	\$ 2,914	\$ 2,914
---	----------	----------

<b>B.1.4. Strategy:</b> O.A.S.I. Provide funding for O.A.S.I.	\$ 194,409	\$ 194,409
--	------------	------------

<b>B.1.5. Strategy:</b> OPTIONAL RETIREMENT PROGRAM Optional Retirement Program Differential	<u>\$ 36,349</u>	<u>\$ 36,349</u>
---	------------------	------------------

<b>Total, Goal B:</b> STAFF BENEFITS	<u>\$ 535,402</u>	<u>\$ 535,402</u>
--------------------------------------	-------------------	-------------------

**C. Goal: INDIRECT ADMINISTRATION**

<b>C.1.1. Strategy:</b> INDIRECT ADMINISTRATION	<u>\$ 646,227</u>	<u>\$ 646,227</u>
---	-------------------	-------------------

<b>Grand Total, TEXAS VETERINARY MEDICAL DIAGNOSTIC LABORATORY</b>	<u>\$ 8,606,633</u>	<u>\$ 8,608,866</u>
--	---------------------	---------------------

## TEXAS VETERINARY MEDICAL DIAGNOSTIC LABORATORY

(Continued)

**Method of Financing:**

General Revenue Fund	\$ 3,736,836	\$ 3,734,569
Drug Testing Laboratory Fee Revenue, estimated	946,726	946,726
Veterinary Medical Diagnostic Laboratory Fee Revenue, estimated	<u>3,923,071</u>	<u>3,927,571</u>

<b>Total, Method of Financing</b>	<b><u>\$ 8,606,633</u></b>	<b><u>\$ 8,608,866</u></b>
-----------------------------------	----------------------------	----------------------------

2. **Drug Testing Laboratory Reimbursement.** From fees collected from the drug testing program for race horses and dogs, the Texas Veterinary Medical Diagnostic Laboratory shall transfer funds to the General Revenue Fund to the extent possible during the 2000-2001 and 2002-2003 biennia to reimburse fully the amounts provided for start-up funding for the drug testing laboratory. It is the intent of the Legislature that all transfers be complete on or before August 31, 2003.

## TEXAS FOOD AND FIBERS COMMISSION

	For the Years Ending August 31, 2000	August 31, 2001
1. Educational and General State Support	<u>\$ 4,578,063</u>	<u>\$ 4,311,122</u>
<b>Grand Total, TEXAS FOOD AND FIBERS COMMISSION</b>	<b><u>\$ 4,578,063</u></b>	<b><u>\$ 4,311,122</u></b>

**Method of Financing:**

General Revenue Fund	\$ 1,739,864	\$ 1,472,923
Federal Funds	489,133	489,133
Other Funds, estimated	<u>2,349,066</u>	<u>2,349,066</u>

<b>Total, Method of Financing</b>	<b><u>\$ 4,578,063</u></b>	<b><u>\$ 4,311,122</u></b>
-----------------------------------	----------------------------	----------------------------

<b>Number of Full-time Equivalent Positions (FTE) - Appropriated Funds</b>	3.0	3.0
--	-----	-----

<b>Number of Full-time Equivalent Positions (FTE) - Total</b>	3.0	3.0
---	-----	-----

**Schedule of Exempt Positions**

Executive Director, Group 2	\$66,459	\$66,459
-----------------------------	----------	----------

1. **Informational Listing of Appropriated Funds.** The appropriations made above for Educational and General State Support are subject to the special and general provisions of this Act and include the following amounts for the purposes indicated.

**A. Goal:** SUPPORT AND COORDINATE RESEARCH  
To support and coordinate cooperative research relating to the production, use, and quality of Texas natural fibers and food protein products at Texas universities.



**TEXAS FOOD AND FIBERS COMMISSION**  
(Continued)

**Outcome (Results/Impact):**

Percent Change in the Dollar Volume of Research and Development Projects Conducted

2%                      0%

**A.1.1. Strategy: RESEARCH AND DEVELOPMENT**

\$    4,389,058    \$    4,122,117

Review, coordinate, and fund research and development programs that expand the use and improve the quality of Texas cotton, wool, mohair, oilseeds, and food proteins.

**Output (Volume):**

Number of Research and Development Projects                      51                      51  
Number of Formal Published Research Reports                      282                      282

**Efficiencies:**

Leverage Ratio of General Revenue to Other Research Funds                      2.21                      2.21

**B. Goal: INDIRECT ADMINISTRATION**

**B.1.1. Strategy: INDIRECT ADMINISTRATION**                      \$    189,005    \$    189,005

**Grand Total, TEXAS FOOD AND FIBERS COMMISSION**

\$    4,578,063    \$    4,311,122

**Method of Financing:**

General Revenue Fund                      \$    1,739,864    \$    1,472,923  
Federal Funds                                      489,133                      489,133  
Other Funds, estimated                      2,349,066                      2,349,066

**Total, Method of Financing**

\$    4,578,063    \$    4,311,122

2. **Contract Requirements.** The Texas Food and Fibers Commission is hereby authorized to contract with any institution pursuant to the provisions of V.T.C.A., Agriculture Code, Chapter 42. All funds received by the Texas Food and Fibers Commission in the form of grants and or gifts are hereby appropriated to the specific purpose or purposes authorized by the grantor, and may be withdrawn from the State Treasury; provided, however, that the Texas Food and Fibers Commission shall not accept and place in the State Treasury any grants as provided under this paragraph which would cause the violation of the specific or general provisions of this Act. It is further provided that where any grant exceeds the total cost of the specific project for which it was made, such excess may be returned to the grantor and such excess amounts are hereby appropriated for this purpose.
3. **Reimbursement of Advisory Committee Members.** Pursuant to V.T.C.A., Government Code, Section 2110.004 reimbursement of expenses for advisory committee members, out of the funds appropriated above, \$3,000 in fiscal year 2000 and \$3,000 in fiscal year 2001 is limited to the following advisory committee: Industry Advisory Committee.
4. **Spinning Frame Equipment for International Textile Center.** Out of the funds appropriated above in Strategy A.1.1., Research and Development, \$267,000 in General Revenue Funds in fiscal year 2000 shall be used for replacement of obsolete spinning frame equipment at the Texas Tech International Textile Center.

## Retirement and Group Insurance

	For the Years Ending	
	August 31, 2000	August 31, 2001
<b>A. Goal: EMPLOYEES RETIREMENT SYSTEM</b>		
<b>A.1.1. Strategy: RETIREMENT CONTRIBUTIONS</b> Provide an actuarially sound level of funding as defined by state law. Estimated	\$ 6,865,747	\$ 7,037,391
<b>A.1.2. Strategy: GROUP INSURANCE</b> Provide a basic health care and life insurance program for general state employees. Estimated	\$ 13,956,882	\$ 14,697,472
<b>Total, Goal A: EMPLOYEES RETIREMENT SYSTEM</b>	\$ 20,822,629	\$ 21,734,863
<b>Grand Total, RETIREMENT AND GROUP INSURANCE</b>	\$ 20,822,629	\$ 21,734,863
<b>Method of Financing:</b>		
General Revenue Fund, estimated	\$ 17,079,845	\$ 17,892,390
General Revenue Fund - Dedicated, estimated	378,727	392,552
Federal Funds, estimated	1,970,002	1,982,167
Other Special State Funds, estimated	1,394,055	1,467,754
<b>Total, Method of Financing</b>	\$ 20,822,629	\$ 21,734,863

## Social Security and Benefit Replacement Pay

	For the Years Ending	
	August 31, 2000	August 31, 2001
<b>A. Goal: SOCIAL SECURITY/BENEFIT REPLACEMENT</b> To provide funding to the Comptroller of Public Accounts for Social Security Contributions and Benefit Replacement Pay.		
<b>A.1.1. Strategy: STATE MATCH -- EMPLOYER</b> Provide an employer match for Social Security contributions. Estimated	\$ 193,689,705	\$ 194,478,709
<b>A.1.2. Strategy: BENEFIT REPLACEMENT PAY</b> Provide Benefit Replacement Pay to eligible employees. Estimated	\$ 1,592,404	\$ 1,448,956
<b>Total, Goal A: SOCIAL SECURITY/BENEFIT REPLACEMENT</b>	\$ 195,282,109	\$ 195,927,665
<b>Grand Total, SOCIAL SECURITY AND BENEFIT REPLACEMENT PAY</b>	\$ 195,282,109	\$ 195,927,665

**Social Security and Benefit Replacement Pay**  
(Continued)

**Method of Financing:**

General Revenue Fund, estimated	\$ 160,338,267	\$ 160,924,139
General Revenue Fund - Dedicated, estimated	32,046,451	32,153,211
Federal Funds, estimated	559,421	504,366
Other Special State Funds, estimated	<u>2,337,970</u>	<u>2,345,949</u>
<b>Total, Method of Financing</b>	<b><u>\$ 195,282,109</u></b>	<b><u>\$ 195,927,665</u></b>

**Lease Payments**

For the Years Ending	
August 31,	August 31,
<u>2000</u>	<u>2001</u>

**Out of the General Revenue Fund:**

**A. Goal: FINANCE CAPITAL PROJECTS**

To provide funding to the General Services Commission for payment to Texas Public Finance Authority for the payment of revenue bond debt service requirements.

**A.1.1. Strategy: LEASE PAYMENTS**

\$ 7,587,766	\$ 7,874,419
<u>                    </u>	<u>                    </u>
	<b>&amp; U.B.</b>

Make lease payments to the Texas Public Finance Authority on facilities financed through the Texas Public Finance Authority.

**Grand Total, LEASE PAYMENTS**

<b><u>\$ 7,587,766</u></b>	<b><u>\$ 7,874,419</u></b>
----------------------------	----------------------------

## SPECIAL PROVISIONS RELATING ONLY TO STATE AGENCIES OF HIGHER EDUCATION

The Special Provisions which follow shall apply only to agencies of higher education:

**Sec. 2. Local Funds Reappropriated.** All balances of local funds except for any identifiable general revenue in the local funds of the state institutions of higher education named in this Article, as those funds are defined in V.T.C.A., Education Code, Sec. 51.009(a), at the close of the fiscal year ending August 31, 1999, including balances in their local revolving funds at that time, and the income to said funds during the fiscal years beginning September 1, 1999 and 2000, are hereby reappropriated for the operation, maintenance, and improvement of the respective state institutions. Institutional funds, as those funds are defined in V.T.C.A., Education Code, Sec. 51.009(b), shall be expended as authorized by the laws governing the use of the funds, and unless specifically included or identified, are exempt from the Article III and IX Special Provisions of this Act.

All local funds shall be subject to the special and general provisions of Articles III and IX except where certain local funds are specifically exempted from these provisions by a provision herein or by specific statutory authority.

### Sec. 3. Definition of Terms.

1. As used in this Act, the term "general academic institutions" shall mean only the following institutions:

- The University of Texas at Arlington
- The University of Texas at Austin
- The University of Texas at Dallas
- The University of Texas at El Paso
- The University of Texas - Pan American
- The University of Texas at Brownsville
- The University of Texas of the Permian Basin
- The University of Texas at San Antonio
- The University of Texas at Tyler
- Texas A&M University
- Texas A&M University at Galveston
- Prairie View A&M University
- Tarleton State University
- Texas A&M University - Corpus Christi
- Texas A&M University - Kingsville
- Texas A&M International University
- West Texas A&M University
- Texas A&M University - Commerce
- Texas A&M University - Texarkana
- University of Houston
- University of Houston - Clear Lake
- University of Houston - Downtown
- University of Houston - Victoria
- Midwestern State University
- University of North Texas
- Stephen F. Austin State University
- Texas Southern University
- Texas Tech University
- Texas Woman's University
- Angelo State University
- Lamar University - Beaumont
- Lamar University Institute of Technology
- Lamar University - Orange
- Lamar University - Port Arthur

**SPECIAL PROVISIONS RELATING ONLY TO STATE AGENCIES  
OF HIGHER EDUCATION  
(Continued)**

Sam Houston State University  
Southwest Texas State University  
Sul Ross State University, including:  
Sul Ross State University Rio Grande College

2. "Educational and General Funds" are those funds defined in V.T.C.A., Education Code, Sec. 51.009(c) and General Revenue Fund appropriations.

**Sec. 4. Transfer Provisions.**

1. **Intercomponent Transfers.** With the approval of the respective governing board, appropriation transfers may be made among medically-related components, among academic component institutions, and among component technical colleges controlled by the board, and within each institution, transfers may be made between informational items of appropriation for the general academic institutions, health centers, health science centers, medical education programs, and technical colleges regardless of whether the informational items are general revenue or local funds in character. Transfers may not be made from medically-related components to academic components or from academic components to medically-related components except that transfers may be made from schools of nursing, pharmacy and allied health in academic components to medically-related components and from medically-related components into the health-related programs listed above in academic components. Transfers may not be made into the informational items setting the salary rate for the president, chancellor, or for any other line-item salary shown. Nothing in this section shall authorize the transfer of appropriations from Texas A&M University Service Agencies to Texas A&M University.
2. **Health to Academic Intercomponent Transfers with LBB Prior Approval.** As an exception to the provisions in Subsection 1., transfers may be made with prior approval of the Governor and Legislative Budget Board from medically-related components to general academics if it does not diminish the academic programs of the medically-related component or result in increased fees to patients at the component. The systems shall furnish whatever documentation may be required by the Governor and Legislative Budget Board to assure these conditions are met.
3. **Revenue Enhancement and Transfer Notification.** The Legislature instructs The University of Texas System to enhance local funds revenues to reduce the need for general revenue funds. The Legislature instructs The University of Texas System to give 30 days notice to the Legislative Budget Board and Governor prior to transferring local funds from any System hospital. Furthermore, notwithstanding the provisions of subsections 1 and 2 above, The University of Texas System Board of Regents shall not transfer funds from health institutions delivering patient care if such a transfer would result in a decrease in the quality or amount of indigent patient care offered by the affected institution.
4. **Reporting of Transfers.** Any transfers made pursuant to Subsections 1, 2, and 3, whether general revenue or local funds in nature, shall be reported in the Legislative Appropriations Request for the biennium beginning September 1, 2001.
5. **Tuition Revenue Bond and Revenue Bond Transfers.** Notwithstanding the other provisions of this act, transfers are not prohibited to the extent they are required to comply with proceedings authorizing bonds or other obligations now outstanding or hereafter issued pursuant to law.

## SPECIAL PROVISIONS RELATING ONLY TO STATE AGENCIES OF HIGHER EDUCATION

(Continued)

### Sec. 5. **Salary and Benefit Provisions.**

1. **Prorated Salaries Authorized.** Any employees who distribute their time and duties between general administration, instruction, organized activities related to instruction, and the management of auxiliary enterprises, may receive their total salary payments in proportionate parts from such activities and from the appropriated or available funds therefore.
2. **President Salaries.** Out of the educational and general funds appropriated to the general academic institutions, health centers, health science centers and medical education programs, an amount NTE \$65,945 in 2000 and \$65,945 in 2001 may be expended for the salary of a president. All presidents may receive in addition to the above amounts a house, utilities, and/or supplement from institutional funds. If an institutionally owned house is not available an amount NTE \$7,200 per year from the institution's appropriation, and additional amounts from institutional funds where required, may be provided in lieu of house and utilities.
3. **Chancellor Salaries.** Out of the funds appropriated, transferred, or contracted to the system offices, an amount NTE \$70,231 in 2000 and \$70,231 in 2001 may be expended for the salary for a chancellor. All chancellors may receive in addition to the above amounts a house, utilities, and/or supplement from institutional funds. If a system owned house is not available an amount NTE \$7,200 per year from the system office appropriation and additional amounts from private and institutional funds where required, may be provided in lieu of house and utilities.
4. **Merit Authorization.** It is expressly provided that institutional administrators may grant merit salary increases to employees whose job performance and productivity is consistently above that normally expected or required.
5. **Merit Requirement for Faculty and Faculty Equivalent Employees of Institutions and Agencies of Higher Education.** Notwithstanding any other provisions of this act, salary increases for faculty or faculty equivalent employees of institutions of higher education shall be awarded on the basis of merit and performance in accepted activities. This shall not be interpreted so as to preclude salary adjustment designed to avoid salary inequities.
6. **Group Insurance Premiums.** For the biennium ending August 31, 2001, there is hereby appropriated such amounts, from local funds or educational and general income available to institutions of higher education, as may be necessary to pay the proportional share of the State's contributions for Staff Group Health Insurance Premiums. Funds appropriated by this subsection may be transferred by those institutions not retaining separate insurance programs to the Employees Retirement System at appropriate intervals to pay the proportional share of the group insurance premiums.

**Sec. 6. Expenditure Provisions.** The expenditure of the appropriations made in this Article or authorized in law for institutions of higher education except bequests and gifts specifically designated to be in some manner handled otherwise, shall be subject to the provisions of this section which follow and with exceptions only as specifically noted:

1. **Annual Operating Budgets Required.** It is expressly provided that the governing board of each of the institutions of higher education named herein shall approve on or before September 1, 1999 and 2000, an itemized budget covering the operation of the ensuing fiscal year, which budget shall be prepared within the limits of the revenue available. Each institution's operating budget shall contain a section(s) which provides budget amounts and the method of finance for each listed informational item of appropriated funds contained in this act. A copy of each budget, and any subsequent amendments thereto, shall be filed with the Legislative Reference Library and the institution's general library to be available for public inspection. Copies of each

## SPECIAL PROVISIONS RELATING ONLY TO STATE AGENCIES OF HIGHER EDUCATION

(Continued)

budget shall also be filed with the Legislative Budget Board, the Executive Budget Office, and the Texas Higher Education Coordinating Board by November 1 of each fiscal year.

2. **Clearing Accounts.** At their option, the institutions may use their local depository bank account in lieu of the special clearing account, authorized by Education Code, Section 51.008(b), provided that the general requirements set out in therein, for deposits and transfers to the state treasury, are complied with.
3. **Revolving Funds.**
  - a. Each institution affected by this section, at its option, is hereby authorized to maintain a revolving fund to facilitate the payment of nominal expenses and to pay bills within cash discount periods. The institutions may use the revolving fund for regular monthly payrolls as well as for weekly and special payrolls. Disbursements from the revolving funds are to be reimbursed from respective items of educational and general appropriation made herein, the Comptroller of Public Accounts being hereby authorized to make such reimbursements on claims filed with him by the institutions under his regularly prescribed procedures except that one voucher and one warrant may cover any number of claims for this purpose. These reimbursement claims shall meet the same requirements as other claims against state appropriations, and each institution shall prepare such a reimbursement claim as at the close of business on the last day of each month and as many times during the month as may be expedient in order to make unnecessary the maintaining of an unreasonably large revolving fund.
  - b. The respective governing board shall determine the amounts of the revolving funds to be set up for each institution, and may increase or decrease the amounts if necessary. Such governing board shall designate a depository bank for each revolving fund, and shall specify the officers and/or employees to sign checks drawn on each such fund. The depository bank for each revolving fund shall be required to secure the deposit as provided by law.
  - c. Appropriations to all institutions of higher education and systems, except funds identified exclusively for salaries, may be used to reimburse any revolving fund operated for the benefit of one or more parts or component units of an institution or system, such as a motor pool for managing automotive vehicles authorized by this Act, a feed supply center, an office supply or laboratory supply center, a computer center, or any other operations of a similar nature established by authority of the governing board of said institution or system.
4. **Local Depositories.** The governing boards of the respective institutions for which appropriations are made in this Article are hereby authorized to select depository banks for the safekeeping of funds which are authorized, by statute, to be maintained outside the state treasury. The boards shall require depository banks to furnish adequate surety bonds or securities to be posted for the assurance of safety of such deposits. The depository bank or banks so selected are hereby authorized to pledge their securities for assurance of safety for such funds. All such local funds shall be deposited in these depositories within seven (7) days from date of collection. The governing boards may require the depository so designated and selected to pay interest on deposits at a rate to be agreed upon by said depositories and said boards.
5. **Investment Reports.**
  - a. The governing board of each of the educational institutions named in this Article shall file with the State Auditor, Comptroller of Public Accounts, Legislative Budget Board, and the Governor's Office a quarterly report of all investment transactions involving endowment

**SPECIAL PROVISIONS RELATING ONLY TO STATE AGENCIES  
OF HIGHER EDUCATION**

(Continued)

funds, short-term and long-term investment funds, and all other securities transactions, in a method prescribed by the State Auditor's Office. Copies of such reports shall be available for public inspection.

- b. The governing boards of each educational institution named in this Article must adopt formal investment policies. Each governing board shall submit to the Legislative Budget Board and State Auditor's Office a copy of their investment policy by December 31 of each year.

**6. Central Services Accounts.**

- a. Out of funds appropriated in this Article, the governing boards of the university systems and their component units, and institutions of higher education may employ persons to serve two or more parts or component units of the system or institution and may pay their salaries in whole or in part from the informational items of appropriation made herein to any component unit. The governing boards are authorized to establish accounts from which salaries and expenses for the administration and supervision of the units of the system or institution may be paid and to require the units, including any other agency the administration of which it may be charged with by law, to pay into this account from any general revenue, local, or institutional funds their proportionate share as determined by the board for the expense of such administration and supervision. The Comptroller of Public Accounts is authorized to set up an account for each of the systems or institutions and to deposit in the account funds to the amount authorized by the governing boards and executive heads of the respective units, from funds appropriated by the Legislature to the units for noninstructional salaries and general operating expenses. The Comptroller is authorized to draw warrants against such accounts based on vouchers submitted by the systems or institutions in payment of salaries, maintenance, equipment or travel incidental to the administration and supervision of the respective units.
- b. The systems and institutions whose governing boards and component units are subject to the above are authorized to establish the following accounts:

Texas A&M University System Central Services Account  
The University of Texas System Central Services Account  
University of Houston System Central Services Account  
Texas Tech University and Texas Tech University Health  
Sciences Center Central Services Account  
University of North Texas Central Services Account  
University of North Texas Health Science Center Central Service Account  
Texas State University System Central Services Account

- c. Travel expense incurred by a person employed by one unit of an above system or institution in connection with service to the other units may be reimbursed by the unit for which such services are performed or proportionately if more than one such unit is involved.
- 7. Utility Revolving Funds.** The governing boards of Texas Woman's University, Texas Tech University, West Texas A&M University, all components of the University of Houston System, Texas State University System, and The University of Texas System are authorized to use appropriated funds, except funds expressly identified for salaries, to make payments of debt service and other payments in connection with utility plant revenue bonds and utility plant operation and maintenance expenses, and/or to reimburse any revolving fund now or hereafter established in connection with providing utility services to any building or facility of the college or university, in accordance with the general principles established in Vernon's



## SPECIAL PROVISIONS RELATING ONLY TO STATE AGENCIES OF HIGHER EDUCATION

(Continued)

Annotated Civil Statutes, Article 2909c-1, and the creation and maintenance of any such revolving fund is hereby authorized.

### 8. **Appropriation Expenditure Authorization.**

- a. The educational and general appropriations made in this Act to the general academic teaching institutions, health related institutions and Texas State Technical College may be expended for the following purposes, including, but not limited to: Instruction; Research; Public Service; Academic Support; Student Services; Institutional Support; Operation and Maintenance of Plant; Scholarships; Staff Benefits; Organized Activities; and Patient Care. Major repairs and rehabilitation of buildings and facilities may be purchased from appropriated funds, but may not be purchased from general revenue funds that are not expressly identified or allocated for such purposes.
- b. No educational and general funds appropriated to any institution or agency named in this article may be expended on auxiliary enterprises.

### 9. **Tuition Revenue Bonds and Revenue Bonds.** Funds clearly identified in separate informational strategies to the general academic teaching institutions and health sciences centers for revenue or tuition revenue bond retirement may be expended only to reimburse institutions or centers for debt retirement authorized by V.T.C.A., Education Code, Section 55.17 through Section 55.174 and Section 55.19, and any additional authorization enacted by the Seventy-sixth Legislature. Any funds in excess of the amount expended for debt retirement shall be reverted to the General Revenue Fund at the end of each fiscal year.

**Sec. 7. Recruitment of Students.** No funds appropriated by this Act may be expended for travel expenses incurred outside the boundaries of the State of Texas for the purpose of direct recruitment of students.

**Sec. 8. Television Stations Prohibited.** None of the educational and general funds appropriated in this Article may be expended for the acquisition, construction or operation of television transmitter stations; provided, however, this prohibition shall not be construed so as to prevent the institutions of higher education named in this Article from using closed-circuit television for purely instructional purposes, or to prevent institutions with existing public broadcasting or transmitter stations to use them for educational purposes, or to prevent the continuance of operating arrangements with existing transmitter stations for purely educational purposes; or to prevent cooperative arrangements with public broadcast stations.

**Sec. 9. Intercollegiate Athletics.** The special and general provisions of Articles III and IX of this Act shall not apply to intercollegiate athletics. The governing boards of the respective institutions of higher education shall make such necessary rules and adjustments as may be deemed advisable for the management and operation of such activities; however, no funds under control of intercollegiate athletics may be used to purchase alcoholic beverages; no educational and general funds appropriated may be used for the operation of intercollegiate athletics; such rules and adjustments shall be designed to complement the rules applicable to other departments of the respective institution and finally, such rules and adjustments shall specifically prohibit violation of National Collegiate Athletic Association (NCAA) or other governing body rules with respect to recruitment of athletes.

**Sec. 10. Prohibition Against Additional Museums.** None of the educational and general funds appropriated in this Article shall be used for establishing additional museums or for the maintenance and operation of museums unless the language of this Act or of other acts and resolutions of the Legislature specifically authorizes such use of educational and general funds. As an exception to this provision, in order to encourage and promote gifts, grants, or donations to institutions of higher education, it is specifically provided that an institution which receives such gifts, grants or donations

**SPECIAL PROVISIONS RELATING ONLY TO STATE AGENCIES  
OF HIGHER EDUCATION  
(Continued)**

for the construction or establishment of a museum, which is added to an institution's building inventory after September 1, 1997, may use education and general funds appropriated by this Article for the maintenance and operation of such a museum. This exception applies only to the authority to spend appropriated funds for these purposes; such museum space shall not be included in formula calculations for purposes of determining the amounts of appropriations due for maintenance or operations of institutional facilities.

**Sec. 11. Method of Financing Scholarships.**

1. Out of the funds identified by this Article in the informational items described as "Other Educational and General Income," or "Statutory Tuition Increases," the respective governing boards of the general academic teaching institutions and of the health centers, health science centers, or technical colleges may allocate and expend the actual receipts in such informational item for student scholarships pursuant to the provisions of V.T.C.A., Education Code, Sec. 56.031 to Sec. 56.038, cited as the Texas Public Educational Grants Program.
2. Out of the funds identified by this Article in the informational strategies described as "Scholarships," the respective governing boards may allocate and expend for student scholarships and the institutional share required to match Federal Work Study Funds such amounts as the boards may determine; provided, however, that each student receiving such scholarship first shall have utilized any federal grant funds for which the student may reasonably be eligible; and, that such scholarship, when combined with all other grant or gift funds awarded to the student, shall not exceed seventy percent (70%) of the reasonable expenses to be incurred by the student in the semester or term for which the scholarship is awarded; and provided, however, that no student shall receive an amount in excess of demonstrated need. The respective governing boards may transfer up to one-half of the amount to be awarded as scholarship to each otherwise eligible student to the Texas Higher Education Coordinating Board for use as matching funds to be awarded to that student through the Texas Public Educational Grants Program.
3. Copies of such approved allocations together with copies of rules and regulations adopted by the respective governing boards concerning the award of such scholarships, shall be filed with the Coordinating Board and with the Comptroller prior to the disbursement of any moneys for scholarships. Copies of any subsequent changes in such allocations or rules shall be similarly filed with the Coordinating Board and with the Comptroller.
4. No educational and general funds appropriated in this Act for scholarships to institutions of higher education may be used to provide athletic scholarships.
5. Out of the additional funds appropriated for the 2000-01 biennium for the informational strategy described as "Scholarships," it is the intent of the Legislature that the respective governing boards shall allocate and expend such funds for need-based student scholarships regardless of the race, sex, color or ethnicity of the student recipient.

**Sec. 12. Use of Educational and General Funds for Alumni Activities Prohibited.** None of the educational and general funds appropriated by this Article may be expended by institutions of higher education for the support or maintenance of alumni organizations or activities.

**Sec. 13. Limitation of Nonresident Enrollment in Certain State-supported Professional Schools.**

1. None of the funds appropriated by this Act may be expended for the establishment, operation, or maintenance, or for the payment of any salaries to the employees in, any wholly or partially state-supported medical, dental, or law school which: (a) imposes a limitation on the number of students that it admits, (b) in an academic semester denies admission to one or more Texas

## SPECIAL PROVISIONS RELATING ONLY TO STATE AGENCIES OF HIGHER EDUCATION

(Continued)

residents who apply for admission and who reasonably demonstrate that they are probably capable of doing the quality of work that is necessary to obtain the usual degree awarded by such school, and (c) in the same academic semester admits, as either class, nonresidents of the State of Texas in a number greater than 10% of the class of which such nonresidents are a part. Limitation of nonresident enrollment at The University of Texas Law School, Texas Tech University School of Law, and the University of Houston Law Center may be increased to 20% of the class of which nonresidents are a part provided that the admission of such nonresident students is on the basis of academic merit alone. By the provisions of this paragraph it is intended to withhold funds appropriated by this Act from state-supported medical, dental, and law schools which limit their enrollments and which fill more than 10% of their classes with non-resident students in the case of medical and dental schools, and 20% in the case of The University of Texas Law School, Texas Tech University Law School and the University of Houston Law Center, when the result of admitting a nonresident denies admission to a qualified Texas applicant. This provision shall not apply to the funds appropriated to the Coordinating Board for the funding of Baylor College of Medicine or to funds appropriated for tuition equalization grants for students attending private colleges.

2. In addition, The University of Texas Southwestern Medical Center at Dallas may admit up to 25 competitively recruited medical students in each entering class for a specialized six-year program of clinical and research training designed to lead to the M.D. and Ph.D. degrees irrespective of whether those students are Texas residents.
3. Texas medical schools may enroll up to 6 competitively recruited medical students, who already possess the D.D.S. degree, in each second year medical school class for a specialized six year program in oral and maxillofacial surgery comprised of the last three years of medical school and a three year residency program irrespective of whether those students are Texas residents.

**Sec. 14. Off-campus instruction.** General academic institutions may teach courses off campus with the following restrictions:

1. At the conclusion of each fiscal year, the Coordinating Board shall file a report with the Executive Budget Office and the Legislative Budget Board on all general academic institutions concerning off-campus semester credit hours for that fiscal year.
2. Semester credit hours generated at upper level centers authorized by the Legislature or by the Coordinating Board, as well as at Prairie View A&M's Houston nursing program and Texas Woman's University nursing programs in Dallas and Houston are not considered to be off-campus.
3. All courses taught off campus must be taught by a regular faculty member or administrator who is employed at least half-time on the main campus of the institution. The Commissioner of Higher Education may waive this requirement in special cases where institutions can justify the use of a uniquely qualified individual. Allied health and vocational instructors are exempted from this requirement.

**Sec. 15. Medical School Enrollment.** It is the intent of the Legislature that the first year class enrollment of undergraduate medical students in the fiscal years ending August 31, 2000 and August 31, 2001, shall be no less than 200 students at The University of Texas System medical colleges and 100 students at the University of North Texas Health Science Center at Fort Worth and the Texas Tech University Health Sciences Center College of Medicine. This provision shall not be construed as requiring any school of medicine to accept an unqualified applicant. In the event that a school of medicine falls below the required first year class enrollment of undergraduate medical students by more than five percent for fiscal years 2000 and 2001, the school shall report to the Legislative Budget Board the reasons for failing to meet the required enrollment. It is the intent of the Legislature

## SPECIAL PROVISIONS RELATING ONLY TO STATE AGENCIES OF HIGHER EDUCATION

(Continued)

that this information be taken into account when preparing the appropriation recommendations for the Seventy-seventh Legislature.

**Sec. 16. Tuition and Other Educational and General Local Fee Collection.** On or before the end of the 20th class day for each regular semester and the 15th class day for each summer session, each institution of higher education shall collect in full from each student that is to be counted for state aid purposes the amounts set by law as tuition and other education and general local fee in accordance with the installment tuition and other educational and general local fee payment plan provided for by V.T.C.A., Education Code, Chapter 54, as amended. Valid contracts with the United States Government for instruction of eligible military personnel, valid contracts with private business and public service-type organizations or institutions such as hospitals, and financial aid awards processed by the financial aid office but not yet issued to the student may be considered as collections thereunder but subject to adjustments after final payment thereof.

**Sec. 17. Compliance with Access and Equity 2000.** It is the intent of the Legislature that institutions of higher education give top priority and consideration to compliance with the spirit and mandates of the Access and Equity 2000.

**Sec. 18. Educationally Disadvantaged Student Independent Programs at UT-Austin and TAMU.** Out of the funds appropriated to The University of Texas at Austin and Texas A&M University at least \$130,000 per year shall be expended for independent programs designed to recruit and retain through scholarships and financial aid educationally disadvantaged students. These universities will by the year 2000 increase the number of educationally disadvantaged students to a level which reasonably reflects the proportion of educationally disadvantaged persons in Texas. They shall be required to submit to the Governor, Lieutenant Governor, and Speaker of the House a report detailing how the funds were spent and the progress of the programs. Failure to implement and sustain the programs will result in a reduction of \$650,000 per year of funds allocated to the respective campus(es) for the biennium. Any reduction will be allocated to the program entitled Texas New Horizon Scholarship Fund that is administered by the Coordinating Board and will be available to all of the public colleges and universities except those which fail to abide by this provision.

**Sec. 19. Formula Variable and Educational and General Income Audits.** The Texas Higher Education Coordinating Board in consultation with the State Auditor's Office and the Legislative Budget Board, shall clearly define all variables used by the Seventy-sixth Legislature in arriving at formula appropriations for 2000 and 2001. According to an audit plan developed in consultation with the Coordinating Board and Legislative Budget Board, all variables of selected formulas used in making 2000 and 2001 formula appropriations are subject to audit by the State Auditor. The State Auditor shall report any differences from data submitted by the institutions to the Coordinating Board, the Legislative Budget Board, and the Governor. The Coordinating Board shall then calculate a new appropriations amount for each institution that reported data in conflict with that verified by the Auditor. These calculations shall then be reported to the Legislative Budget Board, Governor, and the Comptroller of Public Accounts and may be used to revise appropriation authority accordingly. The calculation of revised appropriation amounts shall allow institutions an error rate of up to two percent.

In addition, components of educational and general income reported in the institutional requests for legislative appropriations for fiscal years 2000 and 2001 are subject to audit by the State Auditor.

The State Auditor may request the assistance of an institution's internal auditor in performing the audits described in this section.

**Sec. 20. System Offices Funding Authorized.** Educational and general funds appropriated to components of The University of Texas, Texas A&M University, University of Houston, Texas State University System and Texas State Technical College Systems may be transferred or contracted to system offices to provide support for coordination, administration, and other related services.

**SPECIAL PROVISIONS RELATING ONLY TO STATE AGENCIES  
OF HIGHER EDUCATION  
(Continued)**

Sec. 21. **License Plate Scholarship Program.** In addition to educational and general funds amounts appropriated by this Act, available balances and the portion of fees deposited in the state treasury during the biennium ending August 31, 2001, to the credit of the general academic institutions as provided by V.T.C.A., Transportation Code, Section 502.270, is appropriated for that period to the general academic teaching institution for which it was credited for the purpose of providing scholarships for students who demonstrate a need for financial assistance.

Sec. 22. **Annual Reports of Health Related Institutions Practice Plans.** As a limitation and restriction upon appropriations made by this Act, all agencies that have a public health related institution covered under Article III shall not expend funds after a period of one hundred twenty (120) days following the close of the fiscal year, unless there has been filed with the Governor, the State Auditor, the Legislative Budget Board, the Legislative Reference Library and the Comptroller of Public Accounts an annual report as of August 31 of the preceding fiscal year, showing the use of practice plan funds. The annual report shall conform to a uniform reporting system developed by the State Auditor's Office for all financial data concerning the health related institutions practice plans.

Sec. 23. **Self-insurance Funds.** Any funds of an institution of higher education used for or allocated to a self-insurance fund authorized by Vernon's Annotated Civil Statutes, Article 715(c), for a risk otherwise insurable by the institution of higher education shall be treated by the Comptroller of Public Accounts as an expenditure of the respective funds. The self-insurance funds so created shall be considered designated funds as that term is used in Sec. 51.008(b) of the Education Code. Any self-insurance fund reserves so created shall not exceed in amount the maximum value determined to be actuarially sound for each such self-insurance program.

Sec. 24. **Elements of Unponsored Charity Care.**

1. **Financially Indigent.** Unponsored charity care shall include unreimbursed services to the financially indigent. Financially indigent shall mean uninsured or underinsured patients accepted for care with no obligation or a discounted obligation to pay for services rendered based on a teaching hospital's or clinic's formal eligibility system which may include: (a) income levels and means testing or other criteria for determining a patient's inability to pay; or (b) other criteria for determining a patient's inability to pay that are consistent with the hospital's or clinic's mission and established policy. The federal poverty level shall serve as an index for the threshold below which patients receiving care at The University of Texas Southwestern Medical Center at Dallas, The University of Texas Medical Branch at Galveston, The University of Texas Health Science Center at Houston, The University of Texas Health Science Center at San Antonio, The University of Texas M.D. Anderson Cancer Center, The University of Texas Health Center at Tyler, Texas A&M University System Health Science Center, The Texas Tech Health Sciences Center, and The University of North Texas Health Science Center are deemed financially indigent. Financially indigent services include both noncovered services and contractual allowances for patients eligible for the Medicaid program and for the Chronically Ill and Disabled Children's Service (CIDC) program, services provided under the Maternal and Infant Health Improvement Act (MIHIA), services provided under county indigent care contracts (Sec. 27), and services provided under other state or local government programs with eligibility indexed to the federal poverty level.
2. **Medically Indigent.** Unponsored charity care shall include unreimbursed services to the medically indigent. Medically indigent shall mean patients who are responsible for their living expenses, but whose medical and hospital bills, after payment by third-party payers, where applicable, exceed: (a) a specified percentage of the patient's annual gross income (i.e., catastrophic medical expenses) in accordance with a teaching hospital or clinic's formal eligibility system in such instances where payment would require liquidation of assets critical to living or earning a living; or (b) the criteria for determining a patient's inability to pay as established by the public health-related institutions listed in Sec. 24, Financially Indigent.

**SPECIAL PROVISIONS RELATING ONLY TO STATE AGENCIES  
OF HIGHER EDUCATION**

(Continued)

3. **Charity Care Determination.** The determination that a patient is financially or medically indigent shall occur within 120 days of the patient's discharge from the hospital or clinic setting or within 120 days of the third party payor settlement.
4. **Contractual Adjustments.** The contractual adjustments to commercial contracts, managed care contracts, and Medicare for the public health-related institutions listed in Sec. 24, Financially Indigent, shall not be counted as unsponsored charity care.
5. **Bad Debt.** Bad debts shall not be counted as unsponsored charity costs. Bad debts shall include the uncollected billed charges for services rendered to patients who do not qualify under the definition of unsponsored charity care.

**Sec. 25. Unsponsored Charity Care Reporting Requirement.** The public health-related institutions listed in Sec. 24, Financially Indigent, shall include in their biennial legislative appropriations request information including the actual amount of unsponsored charity care provided through each institution's respective physician practice plan, and if applicable, hospital or clinic using the definition of unsponsored charity care set forth in the section called "Elements of Unsponsored Charity Care."

**Sec. 26. Patient Income Eligibility Guidelines.** The University of Texas Medical Branch at Galveston, The University of Texas M. D. Anderson Cancer Center, and The University of Texas Health Center at Tyler shall use the federal poverty level indexed at an agreed-upon level as the guideline for determining indigent patient status, and those institutions' eligibility guidelines regarding copayment by patients deemed financially or medically indigent shall be the same.

The University of Texas Southwestern Medical Center at Dallas, The University of Texas Health Science Center at Houston, The University of Texas Health Science Center at San Antonio, Texas A&M University System Health Science Center, The Texas Tech Health Sciences Center, and The University of North Texas Health Science Center may use as a basis for reporting indigent care statistical samples derived from indigent care determinations made by their affiliated teaching hospitals and designed to estimate the amounts of charity care provided using the definitions established by The University of Texas hospitals noted above.

**Sec. 27. County Indigent Care Contracts.**

1. **Contracts Required.** It is the intent of the Legislature that all institutions of higher education providing indigent health care contract with relevant counties in their service area to recover the costs associated with treating those counties' indigent patients.
2. **County Indigent Care Contracts Reporting.** The University of Texas Medical Branch at Galveston, The University of Texas M.D. Anderson Cancer Center, and The University of Texas Health Center at Tyler shall submit to the Legislative Budget Board and the Governor at the end of each fiscal year a list of counties whose indigent residents have been served by each institution; the total amount of reimbursement received by each institution from each county pursuant to the Indigent Health Care and Treatment Act; and the total cost, by county, of services provided by each institution for which counties are liable pursuant to the Indigent Health Care and Treatment Act. In addition, each institution shall report annually to the Legislative Budget Board and Governor on the status of contract agreements or negotiations with each county whose indigent residents have been served by the institution.

**Sec. 28. Family Practice Clerkship Funding.** Each medical school or college shall expend the following amounts for the purpose of providing a clerkship in family practice during the third core clinical year pursuant to V.T.C.A., Education Code Section 51.918 (d)(1). Funding for these clerkships may include appropriated funds, institutional funds or restricted grant funds. These amounts may not be used to supplant allocations made for other purposes to family practice

**SPECIAL PROVISIONS RELATING ONLY TO STATE AGENCIES  
OF HIGHER EDUCATION  
(Continued)**

departments and affiliated family practice residency programs. The required third year family practice clerkship must have a set curriculum and the student must take an exam during the clerkship.

	<u>FY 2000</u>	<u>FY 2001</u>
The University of Texas Southwestern Medical Center at Dallas School of Medicine	\$764,000	\$764,000
The University of Texas Medical Branch at Galveston School of Medicine	563,624	563,624
The University of Texas Health Science Center at Houston School of Medicine	705,584	705,584
The University of Texas Health Science Center at San Antonio School of Medicine	680,360	680,360
Texas A&M University System Health Science Center	192,400	192,400
University of North Texas Health Science Center	337,620	337,620
Texas Tech University Health Sciences Center School of Medicine	286,302	286,302
Baylor College of Medicine	133,000	133,000

**Sec. 29. National Research Laboratory Commission.** It is the intent of the Legislature that all funds and assets held by the National Research Laboratory Commission shall be distributed in the following manner:

1. The General Services Commission and the General Land Office shall dispose of all physical assets, including land, buildings, and equipment, associated with the Superconducting Supercollider Project. All proceeds from the sale of any real or personal property shall be deposited into the General Revenue Fund.
2. Upon receipt of funds deposited into the General Revenue Fund under the provisions of part a above, the Comptroller of Public Accounts shall transfer said funds to the Public Finance Authority to create an escrow fund for the purpose of defeasing all, or a portion of the General Obligation Bonds issued by the Texas Public Finance Authority for the state's participation in the Superconducting Supercollider Project. The Texas Public Finance Authority is authorized to create a bond escrow fund and interest and sinking fund and to transfer funds provided by this provision between bond funds for the purpose of defeasing and making debt service payments on the outstanding General Obligation bonds described in this provision.
3. All unexpended balances deposited to the General Revenue Fund and transferred to the Texas Public Finance Authority to establish the escrow fund pursuant to House Bill 1, Seventy-fifth Legislature, Article III Special Provisions, Section 30, are hereby reappropriated for the

**SPECIAL PROVISIONS RELATING ONLY TO STATE AGENCIES  
OF HIGHER EDUCATION**

(Continued)

2000-01 biennium for the purpose of defeasing and making debt service payments on the outstanding General Obligation bonds described herein.

**Sec. 30. Ethics Policy.**

1. None of the funds appropriated by this Act may be expended by an institution of higher education until its governing board has filed with the Texas Higher Education Coordinating Board an ethics policy which has been adopted by the board of regents. The ethics policy shall apply to the board of regents and its staff, the administration, staff, and faculty of the institutions under the board's governance.
2. The ethics policy adopted by each board of regents shall include specific provisions regarding sexual harassment.

**Sec. 31. Driscoll Children's Hospital.** No funds appropriated to a health-related institution of higher education shall be used to replace or duplicate the Driscoll Children's Hospital in caring for children with special health-care needs, including pediatric cardiovascular diseases or in assuming the direct care of those children. It is legislative intent that this rider language not restrict the traditional referral patterns, utilized by physicians to refer patients to health-related institutions.

**Sec. 32. Participation in Drug Development Research Projects.** A public university may not expend funds appropriated by this Act, including appropriations of grants or gifts, to conduct a drug development research protocol involving a person who is receiving mental health services under a protective custody order, pursuant to Chapter 574, Health and Safety Code. This rider is not intended to limit or prohibit provisions for treatment established under Section 576.022, Health and Safety Code.

**Sec. 33. Post Tenure Review.** None of the funds appropriated by this Act may be expended by an institution of higher education until its governing board has filed with the Texas Higher Education Coordinating Board policies and procedures regarding post tenure review which have been adopted by the board of regents. Post tenure policies shall include review procedures to determine that a tenured faculty member is performing consistently at an acceptable, professional level and a mechanism whereby a faculty member is informed of any deficiencies and provided opportunities to effectively improve his or her performance.

**Sec. 34. General Academic Funding.** Funding for general academic institutions will consist of four formulas and supplemental items.

1. **Instruction and Operations Formula.** The Instruction and Operations Formula shall provide funding for faculty salaries, including nursing, departmental operating expense, library, instructional administration, research enhancement, student services, and institutional support. These funds are distributed on a weighted semester credit hour basis. The rate per weighted semester credit hour for the 2000-01 biennium is \$54.44.

Weighting is determined by the following matrix:



**SPECIAL PROVISIONS RELATING ONLY TO STATE AGENCIES  
OF HIGHER EDUCATION  
(Continued)**

	Lower Division	Upper Division	Masters	Doctoral	Special Professional
Liberal Arts	1.00	1.96	3.94	12.04	
Science	1.53	3.00	7.17	19.29	
Fine Arts	1.85	3.11	6.51	17.47	
Teacher Ed	1.28	1.96	3.23	9.95	
Agriculture	2.05	2.54	6.64	16.37	
Engineering	3.01	3.46	8.20	21.40	
Home Economics	1.58	2.12	4.34	10.79	
Law					3.22
Social Services	1.64	1.84	5.80	11.92	
Library Science	1.45	1.52	4.22	12.26	
Vocational Training	1.45	2.59			
Physical Training	1.36	1.36			
Health Services	2.87	3.46	6.47	15.98	
Pharmacy	4.00	4.64	7.55	19.11	13.43
Business Admin	1.41	1.59	4.59	13.91	
Optometry			5.46	19.12	7.00
Teacher Ed Practice	2.43	2.57			
Technology	1.99	2.56	6.61		
Nursing	4.91	5.32	6.49	16.32	

2. **Teaching Experience Supplement.** For the 2000-2001 biennium, an additional weight of five percent is added to lower division and upper division semester credit hours taught by tenured and tenure-track faculty. Furthermore, it is the intent of the Legislature that the weight shall increase by ten percent per biennium, up to 50 percent.

## SPECIAL PROVISIONS RELATING ONLY TO STATE AGENCIES OF HIGHER EDUCATION

(Continued)

3. **Growth Supplement.** Universities projected by the Coordinating Board to experience growth in headcount enrollment from Fall 1998 to Fall 2000 will receive a \$1,435 supplement for each additional student forecasted to enroll during that time period. The supplement is based on the amount of general revenue funding per student generated by the instruction and operations formula.
4. **Infrastructure Support.** Funding associated with plant-related formulas and utilities shall be distributed by the infrastructure support formula which is driven by the predicted square feet for universities' educational and general activities produced by the Space Projection Model developed by the Coordinating Board. The portion of the formula related to utilities is adjusted to reflect differences in unit costs for purchased utilities, including electricity, natural gas, water and wastewater and thermal energy. The average rate per square foot is \$7.26.
5. **Supplemental Non-formula Items.** Institutions shall receive a direct reimbursement as applicable for staff group insurance (other educational and general income portion), workers' compensation insurance, unemployment compensation insurance, public education grants, 50 percent of indirect research costs recovered on grants, organized activities, scholarships, tuition revenue bond payments, Skiles Act bond payments, and facility lease charges. Institutions may receive an appropriation for special items. Revenue derived from board authorized tuition would still be appropriated to the institutions levying the additional charges.

These formulas and supplemental items shall be reviewed and updated by study committees appointed by the Higher Education Coordinating Board and recommended changes forwarded to the Legislature, Legislative Budget Board, and Governor's Office of Budget and Planning by June 1, 2000.

Sec. 35. **Health Related Institutions Funding.** Funding for health related institutions shall consist of three formulas plus supplemental non-formula items.

1. **Instruction and Operations Support Formula.** The Instruction and Operations Support Formula shall provide funding on a per student or full time equivalent basis. Funding for each instructional program is based on the following funding weights per student, with a base value per weighted student of \$11,383:

<u>Program</u>	<u>Weight Per Student</u>
Allied Health	1.000
Biomedical Science	1.018
Nursing	1.138
Pharmacy	1.670
Public Health	1.721
Dental	4.601
Medical	4.753

Instructional programs with enrollments of less than 200 students at individual campuses shall receive additional funding to compensate for the diseconomies of scale. The minimum formula shall generate additional funding per student, on a sliding scale, with programs with small enrollments receiving more additional funding per student.

2. **Infrastructure Support Formula.** Funding to the health-related institutions for plant support and utilities shall be distributed by the infrastructure support formula which is driven by the predicted square feet for the health related institutions produced by the Space Projection Model developed by the Texas Higher Education Coordinating Board. The rate per square foot is \$11.18 for all health related institutions, excluding The University of Texas M. D. Anderson

**SPECIAL PROVISIONS RELATING ONLY TO STATE AGENCIES  
OF HIGHER EDUCATION  
(Continued)**

Cancer Center and The University of Texas Health Center at Tyler. For these two institutions, the per square foot rate is \$10.68.

Because the Space Projection Model does not account for hospital space, separate infrastructure funding for hospital space at The University of Texas Medical Branch at Galveston, The University of Texas M. D. Anderson Cancer Center, and The University of Texas Health Center at Tyler shall be included in the total funding for hospital and patient care activities.

3. **Research Funding.** The health-related institutions shall retain 100 percent of indirect research costs recovered on grants. Each institution also receives research enhancement funding of \$1,412,500 plus 2.85 percent of its research expenditures as reported to the Texas Higher Education Coordinating Board.
4. **Supplemental Non-formula Items.** Institutions shall receive a direct reimbursement as applicable for staff group insurance, workers' compensation insurance, unemployment insurance, public education grants, medical loans, tuition revenue bond payments, and facility lease charges. Institutions may receive an appropriation for special items. Hospital and clinic operations shall be funded through a combination of hospital and clinic revenue and general revenue.
5. **Formula Study Committees.** These formulas shall be reviewed and updated by study committees appointed by the Texas Higher Education Coordinating Board and recommended changes forwarded to the Legislature, Legislative Budget Board, and Governor's Office by June 1, 2000.

**Sec. 36. Optional Retirement Program Differential.** Included in the appropriation to institutions of higher education in this act are general revenue amounts to offset local funds used for the optional retirement program employer contributions between 6% and 7.31% of salaries for employees who were on the state payroll or who were employed by a Public Community or Junior College as of August 31, 1995. These general revenue amounts are included in the funding formulas for general academic institutions and two-year institutions and in the base funding for other institutions of higher education.

**Sec. 37. Indirect Cost Recovery Earned by Texas A&M Services.** The Texas A&M University Service agencies shall report to the Legislative Budget Board in their Legislative Appropriations Requests for 2002-2003 all indirect cost recovery revenue earned on research grants and contracts including amounts collected by the Research Foundation.

**Sec. 38. TxPHARM Program.** The Texas Higher Education Coordinating Board shall review actual enrollment numbers for the TxPHARM Program at Texas Southern University, Texas Tech University Health Sciences Center, University of Houston, and the University of Texas at Austin and in consultation with the Legislative Budget Board provide adjusted semester credit hour funding amounts to the Comptroller of Public Accounts at the beginning of each year of the biennium. The Comptroller of Public Accounts shall adjust the appropriations accordingly. The total adjusted dollar amount provided to each institution by the Comptroller of Public Accounts shall not exceed the total general revenue appropriation to each institution for the TxPHARM program for the biennium.

**Sec. 39. Fire Safety Projects at Institutions of Higher Education.** Because of the urgent nature of these projects, it is the intent of the Legislature that institutions of higher education that have major fire safety projects, identified by the State Fire Marshall's Office as not meeting the requirements of the National Fire Protection Association, *Life Safety Code*, 1994 Edition, remedy the fire safety issues and complete any related construction and renovation projects as soon as practical. Institutions shall consult with the State Fire Marshall's Office and develop a time line for completion of the projects. Institutions shall implement the interim safety precautions recommended by the State Fire

**SPECIAL PROVISIONS RELATING ONLY TO STATE AGENCIES  
OF HIGHER EDUCATION**

(Continued)

Marshall's Office. The State Fire Marshall shall submit periodic reports to the House Appropriations Committee and Senate Finance Committee on the progress of institutions in remedying the fire safety issues.

Institutions of higher education shall notify parents of students living in dormitories identified by the State Fire Marshall's Office. The notice shall contain information about the actions needed to rectify noncompliance and the time frame in which the institution plans to make improvements in order to comply.

**Sec. 40. Gerontology Education.** It is the intent of the Legislature that institutions of higher education that have education or research programs on gerontology and the Department of Aging or other appropriate agencies collaborate to build partnerships with appropriate service providers, government agencies and businesses. It is the intent of the Legislature that institutions review current curricula for education programs that prepare health and human services professionals that serve adults to include both course work and clinical experiences that deal with problems in aging. Institutions of higher education should establish processes for receiving advice from experts in the field of aging on issues related to program development and evolution, curriculum quality, and supply and demand for graduates.

**Sec. 41. Developmental Education Performance Fund.** For institutions participating in the General Academic Developmental Education Accountability Pilot Program, funds appropriated in this article for developmental education shall be expended only for those costs associated with the operation of the developmental education program and a reasonable amount of indirect administration. The amounts shall be accounted for separately from other funds to ensure that the use of funds can be readily tracked for financial reporting and auditing purposes. Institutions may expend additional amounts for the purposes of developmental education.

**Sec. 42. Community and Technical College Developmental Education Funds.** For community and technical colleges participating in the Community and Technical College Developmental Education Accountability Pilot Program, funds appropriated in this article for developmental education at shall be expended only for those costs associated with the operation of the developmental education program and a reasonable amount of indirect administration. The amounts shall be accounted for separately from other funds to ensure that the use of funds can be readily tracked for financial reporting and auditing purposes. Institutions may expend additional amounts for the purposes of developmental education.

**Sec. 43. Special Items.** It is the intent of the Legislature that actions taken to consolidate certain special items under the new strategy Institutional Enhancement shall not in any way be construed to preclude actions to add special item funding for a statewide or broadly based initiative identified by the Legislature to address significant unmet needs.

**Sec. 44. Funding for Physical Education Courses.** No funds appropriated under this act shall be used for contact hours or semester credit hours for students who are registered solely for physical education, weight lifting, group exercises, aerobics, or related courses; have registered for the same such course more than once; and are not seeking a degree plan or certificate of completion of a course of study.

**Sec. 45. Faculty Salary Increase Report.** Each general academic institution shall report the average salary increase provided to faculty at the institution to the Legislative Budget Board and Governor's Office by January 31 of each fiscal year on a form prescribed by the Texas Higher Education Coordinating Board.

**Sec. 46. Endowed Chairs.** Out of funds appropriated to the Texas Higher Education Coordinating Board for Baylor College of Medicine, Houston; University of Texas Health Science Center at

**SPECIAL PROVISIONS RELATING ONLY TO STATE AGENCIES  
OF HIGHER EDUCATION**

(Continued)

Houston; University of Texas Medical Branch at Galveston, each may expend up to \$1,000,000 out of funds appropriated in this Act to fund one endowed chair or professorship for spinal cord injury research. It is the intent of the Legislature that each institution pursue an equal amount of matching funds from the Institute of Rehabilitation and Research for each institution.

**Sec. 47. A&M Service Agencies' Infrastructure.** Funds identified as Capital Equity and Excellence Funds for Texas Agricultural Experiment Station, Texas Agricultural Extension Service, Texas Engineering Experiment Station, Texas Transportation Institute, Texas Engineering Extension Service, and Texas Forest Service are to be applied to each agency's infrastructure needs in Brazos County under the Texas Higher Education Coordinating Board's recommended formula for the A&M service agencies' infrastructure. Each agency shall continue to work with the Texas Higher Education Coordinating Board as part of the ongoing formula advisory committee review process.

**Sec. 48. Contingency for Senate Bill 1651.** Contingent upon the enactment of Senate Bill 1651, or similar legislation relating to establishing Texas Chiropractic College as a public institution and contingent upon Texas Chiropractic College and the board of an institution of higher education expressing sufficient interest, the institution or system that expresses interest in Texas Chiropractic College is authorized to use \$250,000 in fiscal year 2000 and any unexpended balances in fiscal year 2001 from available funds for the purpose of implementing the Act. Texas Chiropractic College is subject to the Special Provisions Relating Only to State Agencies of Higher Education and the General Provisions included in this Act. Any Other Educational and General Income collected by Texas Chiropractic College is hereby appropriated to the institution.

**Sec. 49. Contingency for House Bill 2591.** Contingent upon the enactment of House Bill 2591, or similar legislation relating to relating to the assessment and evaluation of entering college students and providing for certain exemptions to the testing requirement, \$1,191,503 of the general revenue funds appropriated to the general academic, institutions, the public junior colleges, public technical colleges, and public state colleges for each of the fiscal years 2000 and 2001 is hereby reduced and returned to the General Revenue Fund.

The Comptroller of Public Accounts, with the assistance of the Texas Higher Education Coordinating Board, shall calculate the amount of reductions to each individual institution based on the number of semester credit hours or contact hours of the students the who are exempt under the bill. The Comptroller shall make the reductions in appropriations no later than November 15, 1999 for fiscal year 2000 and no later than September 1, 2000 for fiscal year 2001.

**RECAPITULATION - ARTICLE III  
AGENCIES OF EDUCATION  
(General Revenue)**

	For the Years Ending	
	August 31, 2000	August 31, 2001
Education Agency, Texas	\$ 11,439,708,375	\$ 11,592,682,295
Contingency Appropriations	<u>65,992,204</u>	<u>119,290,554</u>
Total	11,505,700,579	11,711,972,849
Educator Certification, State Board for	13,951,808	10,574,507
Rider Appropriations	310,000	
Contingency Appropriations	<u>350,000</u>	
Total	14,611,808	10,574,507
Blind and Visually Impaired, School for the	11,883,566	10,842,862
Rider Appropriations	<u>400,000</u>	
Total	12,283,566	10,842,862
Deaf, School for the	14,509,581	14,697,766
Telecommunications Infrastructure Fund		
Teacher Retirement System	1,131,704,470	1,239,053,771
Optional Retirement Program	91,579,891	97,074,684
Higher Education Employees Group Insurance		
Contributions	302,313,595	316,354,534
Higher Education Coordinating Board	276,716,392	213,929,900
Rider Appropriations	1,250,000	
Contingency Appropriations		<u>2,000,000</u>
Total	<u>277,966,392</u>	215,929,900
Higher Education Fund	224,365,000	224,365,000
The University of Texas System	4,022,938	9,245,270
Available University Fund		
The University of Texas at Arlington	72,884,055	73,407,356
The University of Texas at Austin	225,784,122	227,879,496
The University of Texas at Dallas	44,763,655	46,011,603
The University of Texas at El Paso	58,482,210	57,251,312
The University of Texas - Pan American	41,473,526	42,158,257
The University of Texas at Brownsville	17,137,831	15,326,104
The University of Texas of the Permian Basin	14,067,278	14,296,248
University of Texas at San Antonio	63,387,857	60,765,446
The University of Texas at Tyler	19,062,015	17,738,798
Texas A&M University System: Administrative and		
General Offices	3,204,583	2,103,950
Texas A&M University	188,235,044	189,656,430
Rider Appropriations	<u>1,242,707</u>	<u>1,242,707</u>
Total	189,477,751	190,899,137
Texas A&M University at Galveston	10,038,349	10,201,059
Prairie View A&M University	26,214,293	27,116,713
Tarleton State University	24,883,204	25,513,990

**RECAPITULATION - ARTICLE III  
AGENCIES OF EDUCATION  
(General Revenue)  
(Continued)**

	<u>For the Years Ending</u> August 31, 2000	<u>August 31,</u> 2001
Texas A&M University - Corpus Christi	34,212,891	35,693,705
Texas A&M University - Kingsville	28,659,028	27,887,806
Texas A&M International University	26,113,006	26,801,946
West Texas A&M University	22,671,968	23,210,186
Texas A&M University - Commerce	27,227,085	27,631,572
Texas A&M University at Texarkana	6,961,400	6,995,094
University of Houston System Administration	1,989,401	1,981,312
University of Houston	118,206,822	119,275,598
University of Houston - Clear Lake	24,100,095	22,493,043
University of Houston - Downtown	19,303,101	19,430,370
University of Houston - Victoria	8,295,339	8,314,668
Midwestern State University	18,606,818	16,290,498
University of North Texas	89,162,578	85,505,964
Stephen F. Austin State University	38,369,318	37,738,292
Texas Southern University	32,064,170	30,433,932
Texas Tech University	104,288,664	105,916,136
Texas Woman's University	44,930,702	45,125,425
Texas State University System, Board of Regents	978,490	976,673
Angelo State University	24,372,424	22,754,541
Lamar University - Beaumont	27,607,957	27,834,427
Lamar University Institute of Technology	7,240,249	7,183,733
Lamar University - Orange	7,978,423	5,051,932
Lamar University - Port Arthur	7,758,462	8,917,502
Sam Houston State University	36,932,000	35,463,022
Southwest Texas State University	62,971,051	62,858,784
Sul Ross State University	15,702,816	12,896,683
Sul Ross State University Rio Grande College	5,417,986	4,430,609
The University of Texas Southwestern Medical Center at Dallas	83,184,653	83,134,663
The University of Texas Medical Branch at Galveston	213,710,780	213,627,136
The University of Texas Health Science Center at Houston	112,192,670	113,660,149
The University of Texas Health Science Center at San Antonio	110,064,908	109,283,827
The University of Texas M. D. Anderson Cancer Center	130,560,028	130,525,649
The University of Texas Health Center at Tyler	28,491,294	28,474,750
Texas A&M University Health Science Center	43,619,052	47,898,809
University of North Texas Health Science Center at Fort Worth	38,236,706	38,267,184
Texas Tech University Health Sciences Center	74,630,090	75,287,377
Public Community/Junior Colleges	720,497,644	737,727,315
Texas State Technical College - System Administration	1,801,735	1,801,735
Texas State Technical College - Harlingen	15,432,732	15,000,393
Texas State Technical College - Sweetwater	8,968,886	8,546,706
Texas State Technical College - Marshall	3,826,022	3,211,519
Texas State Technical College - Waco	25,189,596	22,574,137

**RECAPITULATION - ARTICLE III  
AGENCIES OF EDUCATION  
(General Revenue)  
(Continued)**

	For the Years Ending	
	August 31, 2000	August 31, 2001
Agricultural Experiment Station, Texas	52,212,438	52,176,654
Rider Appropriations	<u>180,000</u>	
Total	<u>52,392,438</u>	<u>52,176,654</u>
Agricultural Extension Service, Texas	39,664,623	39,681,152
Engineering Experiment Station, Texas	11,384,347	11,392,957
Transportation Institute, Texas	4,825,907	4,822,926
Engineering Extension Service, Texas	6,284,260	6,285,284
Forest Service, Texas	28,084,123	11,015,773
Wildlife Damage Management Service, Texas	3,385,335	3,199,437
Veterinary Medical Diagnostic Laboratory, Texas	3,736,836	3,734,569
Food and Fibers Commission, Texas	<u>1,739,864</u>	<u>1,472,923</u>
Subtotal, Education	<u>\$ 16,993,945,322</u>	<u>\$ 17,252,677,089</u>
Retirement and Group Insurance	17,079,845	17,892,390
Social Security and Benefit Replacement Pay	<u>160,338,267</u>	<u>160,924,139</u>
Subtotal, Employee Benefits	<u>\$ 177,418,112</u>	<u>\$ 178,816,529</u>
Lease Payments to the Texas Public Finance Authority	<u>7,587,766</u>	<u>7,874,419</u>
Subtotal, Debt Service	<u>\$ 7,587,766</u>	<u>\$ 7,874,419</u>
Article III, Special Provisions		
Contingency Appropriations	<u>-1,191,503</u>	<u>-1,191,503</u>
Total	<u>-1,191,503</u>	<u>-1,191,503</u>
<b>TOTAL, ARTICLE III - Agencies of Education</b>	<u><b>\$ 17,177,759,697</b></u>	<u><b>\$ 17,438,176,534</b></u>



**RECAPITULATION - ARTICLE III  
AGENCIES OF EDUCATION  
(General Revenue - Dedicated)**

	For the Years Ending	
	August 31, 2000	August 31, 2001
Education Agency, Texas	\$ 256,482	\$ 256,483
Educator Certification, State Board for Blind and Visually Impaired, School for the Deaf, School for the Telecommunications Infrastructure Fund		
Teacher Retirement System	38,175,838	40,275,509
Optional Retirement Program	12,810,870	13,579,523
Higher Education Employees Group Insurance Contributions		
Higher Education Coordinating Board	1,463,158	1,463,158
Rider Appropriations	1,014,000	
Contingency Appropriations	127,747	127,747
Total	2,604,905	1,590,905
<b>Higher Education Fund</b>		
The University of Texas System		
Available University Fund		
The University of Texas at Arlington	26,487,652	27,295,956
The University of Texas at Austin	109,547,449	111,777,714
The University of Texas at Dallas	18,328,118	18,507,943
The University of Texas at El Paso	18,384,121	19,027,822
The University of Texas - Pan American	12,702,526	13,285,218
The University of Texas at Brownsville	1,861,001	1,934,144
The University of Texas of the Permian Basin	1,913,512	2,003,178
University of Texas at San Antonio	19,292,806	20,071,980
The University of Texas at Tyler	2,883,627	3,010,165
<b>Texas A&amp;M University System: Administrative and General Offices</b>		
Rider Appropriations	2,072,578	2,072,577
Total	2,072,578	2,072,577
Texas A&M University	71,598,733	73,802,877
Texas A&M University at Galveston	2,711,907	2,765,334
Prairie View A&M University	10,285,611	10,591,705
Tarleton State University	7,248,190	7,568,028
Texas A&M University - Corpus Christi	6,595,629	6,893,054
Texas A&M University - Kingsville	7,779,680	8,067,105
Texas A&M International University	2,710,572	3,102,525
West Texas A&M University	6,931,798	7,211,916
Texas A&M University - Commerce	8,968,442	9,334,705
Texas A&M University at Texarkana	889,176	909,585
University of Houston System Administration		
University of Houston	51,311,587	52,534,615
University of Houston - Clear Lake	7,849,399	8,080,047
University of Houston - Downtown	7,848,393	8,174,135
University of Houston - Victoria	1,086,109	1,133,394

**RECAPITULATION - ARTICLE III  
AGENCIES OF EDUCATION  
(General Revenue - Dedicated)  
(Continued)**

	For the Years Ending	
	August 31, 2000	August 31, 2001
	<u>                    </u>	<u>                    </u>
Midwestern State University	5,721,619	5,989,045
Rider Appropriations	4,000	4,000
Total	<u>5,725,619</u>	<u>5,993,045</u>
University of North Texas	30,962,268	32,122,659
Stephen F. Austin State University	13,024,403	13,654,969
Texas Southern University	11,229,585	11,556,458
Texas Tech University	36,410,346	37,535,570
Rider Appropriations	16,000	16,000
Total	<u>36,426,346</u>	<u>37,551,570</u>
Texas Woman's University	11,251,444	11,678,772
Texas State University System, Board of Regents		
Angelo State University	6,753,965	7,077,408
Lamar University - Beaumont	8,293,225	8,663,258
Lamar University Institute of Technology	1,242,334	1,303,589
Lamar University - Orange	1,054,200	1,104,005
Lamar University - Port Arthur	1,809,855	1,902,129
Sam Houston State University	16,237,607	16,938,146
Southwest Texas State University	23,563,310	24,630,781
Sul Ross State University	2,336,488	2,451,271
Sul Ross State University Rio Grande College	658,989	691,849
The University of Texas Southwestern Medical Center at Dallas	40,269,426	42,661,326
The University of Texas Medical Branch at Galveston	251,180,623	251,210,701
The University of Texas Health Science Center at Houston	27,006,792	27,171,514
The University of Texas Health Science Center at San Antonio	20,145,377	20,209,324
The University of Texas M. D. Anderson Cancer Center	471,699,667	476,452,963
The University of Texas Health Center at Tyler	37,584,440	37,587,348
Texas A&M University Health Science Center	7,880,010	7,952,543
University of North Texas Health Science Center at Fort Worth	4,194,188	4,341,322
Texas Tech University Health Sciences Center	6,770,322	6,853,165
Public Community/Junior Colleges		
Texas State Technical College - System Administration	210,720	210,720
Texas State Technical College - Harlingen	3,409,839	3,635,000
Texas State Technical College - Sweetwater	1,307,791	1,385,532
Texas State Technical College - Marshall	505,244	544,093
Texas State Technical College - Waco	4,309,186	4,589,515
Agricultural Experiment Station, Texas	875,000	875,000
Rider Appropriations	10,000	
Total	<u>885,000</u>	<u>875,000</u>

**RECAPITULATION - ARTICLE III  
AGENCIES OF EDUCATION  
(General Revenue - Dedicated)  
(Continued)**

	For the Years Ending	
	August 31, 2000	August 31, 2001
Agricultural Extension Service, Texas	100,000	100,000
Rider Appropriations	10,000	
Total	110,000	100,000
Engineering Experiment Station, Texas	4,303,817	4,303,817
Transportation Institute, Texas	1,319,087	1,386,480
Engineering Extension Service, Texas	771,654	771,656
Forest Service, Texas	3,800,000	3,800,000
Contingency Appropriations	375,000	394,000
Total	4,175,000	4,194,000
Wildlife Damage Management Service, Texas		
Veterinary Medical Diagnostic Laboratory, Texas		
Food and Fibers Commission, Texas		
Subtotal, Education	<u>\$ 1,519,744,532</u>	<u>\$ 1,548,614,070</u>
Retirement and Group Insurance	378,727	392,552
Social Security and Benefit Replacement Pay	32,046,451	32,153,211
Subtotal, Employee Benefits	<u>\$ 32,425,178</u>	<u>\$ 32,545,763</u>
Lease Payments to the Texas Public Finance Authority		
Subtotal, Debt Service	<u>\$</u>	<u>\$</u>
Article III, Special Provisions		
<b>TOTAL, ARTICLE III - Agencies of Education</b>	<b><u>\$ 1,552,169,710</u></b>	<b><u>\$ 1,581,159,833</u></b>

**RECAPITULATION - ARTICLE III  
AGENCIES OF EDUCATION  
(Federal Funds)**

	For the Years Ending	
	August 31, 2000	August 31, 2001
Education Agency, Texas	\$ 2,060,130,095	\$ 2,064,343,095
Educator Certification, State Board for	5,000,000	5,000,000
Blind and Visually Impaired, School for the	1,232,782	1,232,782
Deaf, School for the	798,516	798,516
Telecommunications Infrastructure Fund		
Teacher Retirement System		
Optional Retirement Program		
Higher Education Employees Group Insurance Contributions		
Higher Education Coordinating Board	52,393,291	52,393,291
Higher Education Fund		
The University of Texas System		
Available University Fund		
The University of Texas at Arlington		
The University of Texas at Austin		
The University of Texas at Dallas		
The University of Texas at El Paso		
The University of Texas - Pan American		
The University of Texas at Brownsville		
The University of Texas of the Permian Basin		
University of Texas at San Antonio		
The University of Texas at Tyler		
Texas A&M University System: Administrative and General Offices		
Texas A&M University		
Texas A&M University at Galveston		
Prairie View A&M University		
Tarleton State University		
Texas A&M University - Corpus Christi		
Texas A&M University - Kingsville		
Texas A&M International University		
West Texas A&M University		
Texas A&M University - Commerce		
Texas A&M University at Texarkana		
University of Houston System Administration		
University of Houston		
University of Houston - Clear Lake		
University of Houston - Downtown		
University of Houston - Victoria		
Midwestern State University		
University of North Texas		
Stephen F. Austin State University		
Texas Southern University		
Texas Tech University		
Texas Woman's University		
Texas State University System, Board of Regents		
Angelo State University		
Lamar University - Beaumont		
Lamar University Institute of Technology		
Lamar University - Orange		

**RECAPITULATION - ARTICLE III  
AGENCIES OF EDUCATION  
(Federal Funds)  
(Continued)**

	For the Years Ending	
	August 31, 2000	August 31, 2001
	<u>                    </u>	<u>                    </u>
Lamar University - Port Arthur		
Sam Houston State University		
Southwest Texas State University		
Sul Ross State University		
Sul Ross State University Rio Grande College		
The University of Texas Southwestern Medical Center at Dallas		
The University of Texas Medical Branch at Galveston		
The University of Texas Health Science Center at Houston		
The University of Texas Health Science Center at San Antonio		
The University of Texas M. D. Anderson Cancer Center		
The University of Texas Health Center at Tyler		
Texas A&M University Health Science Center		
University of North Texas Health Science Center at Fort Worth		
Texas Tech University Health Sciences Center		
Public Community/Junior Colleges		
Texas State Technical College - System Administration		
Texas State Technical College - Harlingen		
Texas State Technical College - Sweetwater		
Texas State Technical College - Marshall		
Texas State Technical College - Waco		
Agricultural Experiment Station, Texas	6,094,232	6,094,232
Agricultural Extension Service, Texas	9,661,796	9,661,796
Engineering Experiment Station, Texas	25,244,337	25,244,337
Transportation Institute, Texas	2,977,765	3,011,242
Engineering Extension Service, Texas	3,355,024	3,355,026
Forest Service, Texas	2,057,255	2,145,000
Wildlife Damage Management Service, Texas		
Veterinary Medical Diagnostic Laboratory, Texas		
Food and Fibers Commission, Texas	<u>489,133</u>	<u>489,133</u>
Subtotal, Education	<u>\$ 2,169,434,226</u>	<u>\$ 2,173,768,450</u>
Retirement and Group Insurance	1,970,002	1,982,167
Social Security and Benefit Replacement Pay	<u>559,421</u>	<u>504,366</u>
Subtotal, Employee Benefits	<u>\$ 2,529,423</u>	<u>\$ 2,486,533</u>
Lease Payments to the Texas Public Finance Authority	<u>                    </u>	<u>                    </u>
Subtotal, Debt Service	<u>\$</u>	<u>\$</u>
Article III, Special Provisions	<u>                    </u>	<u>                    </u>
TOTAL, ARTICLE III - Agencies of Education	<u>\$ 2,171,963,649</u>	<u>\$ 2,176,254,983</u>

**RECAPITULATION - ARTICLE III  
AGENCIES OF EDUCATION  
(Other Funds)**

	For the Years Ending	
	August 31, 2000	August 31, 2001
Education Agency, Texas	\$ 486,214,425	\$ 522,263,385
Senate Bill 7 System Benefit Fund Transfer	<u>121,435,305</u>	<u>113,014,280</u>
Total	607,649,730	635,277,665
Educator Certification, State Board for	1,514,338	1,514,338
Blind and Visually Impaired, School for the	1,123,293	973,810
Deaf, School for the	<u>1,722,966</u>	<u>1,722,966</u>
Telecommunications Infrastructure Fund	235,087,818	180,545,300
Rider Appropriations	<u>256,534</u>	<u>                  </u>
Total	235,344,352	180,545,300
Teacher Retirement System	28,521,000	30,767,000
Optional Retirement Program		
Higher Education Employees Group Insurance Contributions		
Higher Education Coordinating Board	10,385,511	10,843,656
Higher Education Fund		
The University of Texas System		
Available University Fund	262,498,000	264,198,000
The University of Texas at Arlington		
The University of Texas at Austin		
The University of Texas at Dallas		
The University of Texas at El Paso		
The University of Texas - Pan American		
The University of Texas at Brownsville		
The University of Texas of the Permian Basin		
University of Texas at San Antonio		
The University of Texas at Tyler		
Texas A&M University System: Administrative and General Offices		
Texas A&M University	2,113,000	2,113,000
Texas A&M University at Galveston	324,000	324,000
Prairie View A&M University		
Tarleton State University		
Texas A&M University - Corpus Christi		
Texas A&M University - Kingsville		
Texas A&M International University		
West Texas A&M University		
Texas A&M University - Commerce		
Texas A&M University at Texarkana		
University of Houston System Administration		
University of Houston		
University of Houston - Clear Lake		
University of Houston - Downtown		
University of Houston - Victoria		
Midwestern State University		
University of North Texas		
Stephen F. Austin State University		

**RECAPITULATION - ARTICLE III  
AGENCIES OF EDUCATION  
(Other Funds)  
(Continued)**

For the Years Ending  
August 31,                      August 31,  
2000                                      2001

Texas Southern University		
Texas Tech University		
Texas Woman's University		
Texas State University System, Board of Regents		
Angelo State University		
Lamar University - Beaumont		
Lamar University Institute of Technology		
Lamar University - Orange		
Lamar University - Port Arthur		
Sam Houston State University		
Southwest Texas State University		
Sul Ross State University		
Sul Ross State University Rio Grande College		
The University of Texas Southwestern Medical Center at Dallas		
The University of Texas Medical Branch at Galveston		
The University of Texas Health Science Center at Houston		
The University of Texas Health Science Center at San Antonio		
The University of Texas M. D. Anderson Cancer Center		
The University of Texas Health Center at Tyler		
Texas A&M University Health Science Center		
University of North Texas Health Science Center at Fort Worth		
Texas Tech University Health Sciences Center		
Public Community/Junior Colleges		
Texas State Technical College - System Administration		
Texas State Technical College - Harlingen		
Texas State Technical College - Sweetwater		
Texas State Technical College - Marshall		
Texas State Technical College - Waco		
Agricultural Experiment Station, Texas	4,668,566	4,668,566
Agricultural Extension Service, Texas	7,761,222	7,761,222
Engineering Experiment Station, Texas	13,764,923	13,764,923
Transportation Institute, Texas	19,077,332	19,241,981
Engineering Extension Service, Texas	27,712,665	27,712,674
Forest Service, Texas	2,086,547	2,086,547
Wildlife Damage Management Service, Texas		
Veterinary Medical Diagnostic Laboratory, Texas	4,869,797	4,874,297
Food and Fibers Commission, Texas	<u>2,349,066</u>	<u>2,349,066</u>
 Subtotal, Education	 <u>\$ 1,233,486,308</u>	 <u>\$ 1,210,739,011</u>
 Retirement and Group Insurance	 1,394,055	 1,467,754
Social Security and Benefit Replacement Pay	<u>2,337,970</u>	<u>2,345,949</u>
 Subtotal, Employee Benefits	 <u>\$ 3,732,025</u>	 <u>\$ 3,813,703</u>





**RECAPITULATION - ARTICLE III  
AGENCIES OF EDUCATION  
(All Funds)**

	For the Years Ending	
	August 31, 2000	August 31, 2001
Education Agency, Texas	\$ 13,986,309,377	\$ 14,179,545,258
Contingency Appropriations	65,992,204	119,290,554
Senate Bill 7 System Benefit Fund Transfer	<u>121,435,305</u>	<u>113,014,280</u>
Total	14,173,736,886	14,411,850,092
Educator Certification, State Board for	20,466,146	17,088,845
Rider Appropriations	310,000	
Contingency Appropriations	<u>350,000</u>	
Total	21,126,146	17,088,845
Blind and Visually Impaired, School for the	14,239,641	13,049,454
Rider Appropriations	<u>400,000</u>	
Total	14,639,641	13,049,454
Deaf, School for the	17,031,063	17,219,248
Telecommunications Infrastructure Fund	235,087,818	180,545,300
Rider Appropriations	<u>256,534</u>	
Total	235,344,352	180,545,300
Teacher Retirement System	1,198,401,308	1,310,096,280
Optional Retirement Program	104,390,761	110,654,207
Higher Education Employees Group Insurance		
Contributions	302,313,595	316,354,534
Higher Education Coordinating Board	340,958,352	278,630,005
Rider Appropriations	2,264,000	
Contingency Appropriations	<u>127,747</u>	<u>2,127,747</u>
Total	343,350,099	280,757,752
Higher Education Fund	224,365,000	224,365,000
The University of Texas System	4,022,938	9,245,270
Available University Fund	262,498,000	264,198,000
The University of Texas at Arlington	99,371,707	100,703,312
The University of Texas at Austin	335,331,571	339,657,210
The University of Texas at Dallas	63,091,773	64,519,546
The University of Texas at El Paso	76,866,331	76,279,134
The University of Texas - Pan American	54,176,052	55,443,475
The University of Texas at Brownsville	18,998,832	17,260,248
The University of Texas of the Permian Basin	15,980,790	16,299,426
University of Texas at San Antonio	82,680,663	80,837,426
The University of Texas at Tyler	21,945,642	20,748,963
Texas A&M University System: Administrative and		
General Offices	3,204,583	2,103,950
Rider Appropriations	<u>2,072,578</u>	<u>2,072,577</u>
Total	5,277,161	4,176,527

**RECAPITULATION - ARTICLE III  
AGENCIES OF EDUCATION**

(All Funds)  
(Continued)

	For the Years Ending	
	August 31, 2000	August 31, 2001
	<u>          </u>	<u>          </u>
Texas A&M University	261,946,777	265,572,307
Rider Appropriations	1,242,707	1,242,707
Total	<u>263,189,484</u>	<u>266,815,014</u>
Texas A&M University at Galveston	13,074,256	13,290,393
Prairie View A&M University	36,499,904	37,708,418
Tarleton State University	32,131,394	33,082,018
Texas A&M University - Corpus Christi	40,808,520	42,586,759
Texas A&M University - Kingsville	36,438,708	35,954,911
Texas A&M International University	28,823,578	29,904,471
West Texas A&M University	29,603,766	30,422,102
Texas A&M University - Commerce	36,195,527	36,966,277
Texas A&M University at Texarkana	7,850,576	7,904,679
University of Houston System Administration	1,989,401	1,981,312
University of Houston	169,518,409	171,810,213
University of Houston - Clear Lake	31,949,494	30,573,090
University of Houston - Downtown	27,151,494	27,604,505
University of Houston - Victoria	9,381,448	9,448,062
Midwestern State University	24,328,437	22,279,543
Rider Appropriations	4,000	4,000
Total	<u>24,332,437</u>	<u>22,283,543</u>
University of North Texas	120,124,846	117,628,623
Stephen F. Austin State University	51,393,721	51,393,261
Texas Southern University	43,293,755	41,990,390
Texas Tech University	140,699,010	143,451,706
Rider Appropriations	16,000	16,000
Total	<u>140,715,010</u>	<u>143,467,706</u>
Texas Woman's University	56,182,146	56,804,197
Texas State University System, Board of Regents	978,490	976,673
Angelo State University	31,126,389	29,831,949
Lamar University - Beaumont	35,901,182	36,497,685
Lamar University Institute of Technology	8,482,583	8,487,322
Lamar University - Orange	9,032,623	6,155,937
Lamar University - Port Arthur	9,568,317	10,819,631
Sam Houston State University	53,169,607	52,401,168
Southwest Texas State University	86,534,361	87,489,565
Sul Ross State University	18,039,304	15,347,954
Sul Ross State University Rio Grande College	6,076,975	5,122,458
The University of Texas Southwestern Medical Center at Dallas	123,454,079	125,795,989
The University of Texas Medical Branch at Galveston	464,891,403	464,837,837

**RECAPITULATION - ARTICLE III**  
**AGENCIES OF EDUCATION**  
**(All Funds)**  
**(Continued)**

	For the Years Ending	
	August 31, 2000	August 31, 2001
	<u>                    </u>	<u>                    </u>
The University of Texas Health Science Center at Houston	139,199,462	140,831,663
The University of Texas Health Science Center at San Antonio	130,210,285	129,493,151
The University of Texas M. D. Anderson Cancer Center	602,259,695	606,978,612
The University of Texas Health Center at Tyler	66,075,734	66,062,098
Texas A&M University Health Science Center	51,499,062	55,851,352
University of North Texas Health Science Center at Fort Worth	42,430,894	42,608,506
Texas Tech University Health Sciences Center	81,400,412	82,140,542
Public Community/Junior Colleges	720,497,644	737,727,315
Texas State Technical College - System Administration	2,012,455	2,012,455
Texas State Technical College - Harlingen	18,842,571	18,635,393
Texas State Technical College - Sweetwater	10,276,677	9,932,238
Texas State Technical College - Marshall	4,331,266	3,755,612
Texas State Technical College - Waco	29,498,782	27,163,652
Agricultural Experiment Station, Texas	63,850,236	63,814,452
Rider Appropriations	<u>190,000</u>	
Total	<u>64,040,236</u>	<u>63,814,452</u>
Agricultural Extension Service, Texas	57,187,641	57,204,170
Rider Appropriations	<u>10,000</u>	
Total	<u>57,197,641</u>	<u>57,204,170</u>
Engineering Experiment Station, Texas	54,697,424	54,706,034
Transportation Institute, Texas	28,200,091	28,462,629
Engineering Extension Service, Texas	38,123,603	38,124,640
Forest Service, Texas	36,027,925	19,047,320
Contingency Appropriations	<u>375,000</u>	<u>394,000</u>
Total	<u>36,402,925</u>	<u>19,441,320</u>
Wildlife Damage Management Service, Texas	3,385,335	3,199,437
Veterinary Medical Diagnostic Laboratory, Texas	8,606,633	8,608,866
Food and Fibers Commission, Texas	<u>4,578,063</u>	<u>4,311,122</u>
Subtotal, Education	<u>\$ 21,916,610,388</u>	<u>\$ 22,185,798,620</u>
Retirement and Group Insurance	20,822,629	21,734,863
Social Security and Benefit Replacement Pay	<u>195,282,109</u>	<u>195,927,665</u>
Subtotal, Employee Benefits	<u>\$ 216,104,738</u>	<u>\$ 217,662,528</u>
Lease Payments to the Texas Public Finance Authority	<u>7,587,766</u>	<u>7,874,419</u>
Subtotal, Debt Service	<u>\$ 7,587,766</u>	<u>\$ 7,874,419</u>

**RECAPITULATION - ARTICLE III  
AGENCIES OF EDUCATION  
(All Funds)  
(Continued)**

	For the Years Ending	
	August 31, 2000	August 31, 2001
Article III, Special Provisions Contingency Appropriations Total	<u>-1,191,503</u>	<u>-1,191,503</u>
Less Interagency Contracts	<u>\$ 34,496,240</u>	<u>\$ 31,544,713</u>
<b>TOTAL, ARTICLE III - Agencies of Education</b>	<b><u>\$ 22,104,615,149</u></b>	<b><u>\$ 22,378,599,351</u></b>
Number of Full-time Equivalent Positions (FTE)- Appropriated Funds	76,809.5	76,836.5
Number of Full-time Equivalent Positions (FTE)-Total	127,918.0	128,544.0

**ARTICLE IV**  
**THE JUDICIARY**

Section 1. The several sums of money herein specified, or so much thereby as may be necessary, are appropriated out of any funds in the State Treasury not otherwise appropriated, or out of special funds as indicated, for the support, maintenance, or improvement of the Judiciary and other judicial service units of the state.

**SUPREME COURT OF TEXAS**

	For the Years Ending	
	August 31, 2000	August 31, 2001
1. Appellate Court Operations	\$ 3,963,420	\$ 3,953,386 & U.B.
<b>Outcome (Results/Impact):</b>		
Disposition Rate	100%	100%
<b>Efficiencies:</b>		
Average Number of Days Since Filing of All Matters Pending in the Supreme Court	108	108
2. Basic Civil Legal Services	\$ 2,250,000	\$ 2,250,000
3. Metropolitan Court Backlog Reduction	\$ 990,000	\$ 990,000
<b>Grand Total, SUPREME COURT OF TEXAS</b>	<b>\$ 7,203,420</b>	<b>\$ 7,193,386</b>
<b>Method of Financing:</b>		
General Revenue Fund	\$ 4,953,420	\$ 4,943,386
Judicial Fund No. 573	<u>2,250,000</u>	<u>2,250,000</u>
<b>Total, Method of Financing</b>	<b>\$ 7,203,420</b>	<b>\$ 7,193,386</b>
<b>Number of Full-time Equivalent Positions (FTE)</b>	65.0	65.0
<b>Schedule of Exempt Positions</b>		
Chief Justice	\$115,000	\$115,000
Justice	(8) 113,000	(8) 113,000

1. **National Center for State Courts.** Out of the funds appropriated above in Item 1., Appellate Court Operations, the sum of \$225,857 in fiscal year 2000 and \$228,857 in fiscal year 2001, shall be expended only for dues for the National Center for State Courts. It is the intent of the Legislature that the Supreme Court utilize funds appropriated to provide full funding for the membership assessment on behalf of the Texas Judiciary during the 2000-01 biennium.
2. **Appropriation: Basic Civil Legal Services.** All fees deposited into the Basic Civil Legal Services account of the Judicial Fund are appropriated above in Item 2., Basic Civil Legal Services. Any fees deposited in excess of \$2,250,000 in fiscal year 2000 and \$2,250,000 in fiscal year 2001 are hereby appropriated to the Supreme Court for the same purpose.
3. **Equalization.** It is the intent of the Legislature that the Supreme Court equalize the dockets of the fourteen courts of appeals. Equalization shall be considered achieved if the new cases filed each year per justice are equalized by ten percent or less among all the courts of appeals.

**SUPREME COURT OF TEXAS**  
(Continued)

4. **Metropolitan Court Backlog Reduction.** It is the intent of the Legislature that the Supreme Court use the funds appropriated above in Item 3., Metropolitan Court Backlog Reduction, to clear the backlog dockets of the First, Fifth and Fourteenth Courts of Appeals. In no event, shall any of the funds appropriated in Item 3., be used to dispose of cases filed after January 1, 1999. It is the intent of the Legislature that the number of cases disposed through the use of these funds equal or exceed 720 cases each year. The funding in Item 3., Metropolitan Court Backlog Reduction, is contingent on a backlog docket between the three courts equaling or exceeding 720 cases. In the event that the aggregate backlog docket is less than 720 cases on August 1<sup>st</sup> of each fiscal year, the Legislative Budget Board and the Governor may direct that the Comptroller of Public Accounts reduce the appropriation authority provided above, in Item 3., to an amount sufficient to clear the remaining cases on the backlog.

**COURT OF CRIMINAL APPEALS**

	For the Years Ending August 31, 2000	August 31, 2001
1. Appellate Court Operations	\$ 3,823,000	\$ 3,813,999 & U.B.
<b>Outcome (Results/Impact):</b>		
Disposition Rate for PDR's Which are Granted	60%	60%
Disposition Rate for Death Penalty Cases	40%	40%
<b>Efficiencies:</b>		
Average Time (in Days) From the Time Petitions for Discretionary Review are Granted Until Disposition	270	270
Average Time From the Time Filed to Disposition for Petitions for Discretionary Review	85	85
2. Judicial and Court Personnel Training	\$ 4,027,500	\$ 4,027,500 & U.B.
3. Death Penalty Habeas Representation	<u>\$ 4,000,000</u>	<u>\$ U.B.</u>
<b>Grand Total, COURT OF CRIMINAL APPEALS</b>	<u>\$ 11,850,500</u>	<u>\$ 7,841,499</u>
 <b>Method of Financing:</b>		
General Revenue Fund	\$ 8,000,500	\$ 3,991,499
Judicial and Court Personnel Training Fund No. 540	<u>3,850,000</u>	<u>3,850,000</u>
<b>Total, Method of Financing</b>	<u>\$ 11,850,500</u>	<u>\$ 7,841,499</u>
 <b>Number of Full-time Equivalent Positions (FTE)</b>	 67.0	 67.0
 <b>Schedule of Exempt Positions</b>		
Presiding Judge	\$115,000	\$115,000
Judge	(8) 113,000	(8) 113,000

1. **Judicial Education.**

- a. The Court of Criminal Appeals may assign to the Office of Court Administration or to any other agency of the Judicial Branch the necessary administrative and accounting functions for the Judicial and Court Personnel Training Fund appropriation included in this Act to be performed under the direction of the Court of Criminal Appeals in compliance with

**COURT OF CRIMINAL APPEALS**  
(Continued)

V.T.C.A., Government Code, Chapter 56. To implement this provision, the Comptroller is authorized to transfer the appropriation from the Court of Criminal Appeals to the Office of Court Administration, or to any other agency of the Judicial Branch, as directed by order of the Court of Criminal Appeals. Of the amount appropriated for Item 2., Judicial and Court Personnel Training, \$60,000 in fiscal year 2000 and \$60,000 and U.B. in fiscal year 2001 shall be expended for the continuing legal education of judges of county courts performing judicial functions.

- b. None of the funds appropriated above in Item 2., Judicial and Court Personnel Training, in excess of three percent of the appropriated amount in any fiscal year shall be expended for the administration of the judicial education function. For the purposes of this provision, the term administration shall include, but not be limited to, administrative oversight functions, accounting and auditing functions, management studies, performance audits, and other studies initiated by the Court of Criminal Appeals or the Office of Court Administration.
  - c. Funds expended by either the Court of Criminal Appeals or the Office of Court Administration, out of the appropriation made above out of the Judicial and Court Personnel Training Fund, for the purpose of conducting management studies, performance audits, or other studies, shall be expended only in accordance with a competitive bidding process.
2. **Limitation, Judicial and Court Personnel Training.** Out of the funds appropriated above in Item 2., Judicial and Court Personnel Training, \$1,000,000 in the first year of the biennium and \$1,000,000 and U.B. in the second year of the biennium may be expended only to provide for the training and continuing legal education of the clerks and other court personnel of the appellate courts, district courts, county courts at law, county courts, justice courts, and municipal courts of this State in accordance with V.T.C.A., Government Code, Section 74.025.
3. **Continuing Education and Technical Assistance for Prosecutors and Criminal Defense Attorneys.**
- a. The Court of Criminal Appeals is authorized to contract with a statewide professional association of prosecuting attorneys whose purposes include providing continuing legal education courses, programs and technical assistance projects for prosecutors and prosecutor office personnel, provided, however, that such contract shall not exceed \$700,000 in fiscal year 2000 and \$700,000 and U.B. in fiscal year 2001.
  - b. The Court of Criminal Appeals is authorized to contract with a statewide professional association of criminal defense attorneys whose purposes include providing continuing legal education courses, programs and technical assistance projects for criminal defense attorneys who regularly represent indigent defendants in criminal matters, provided, however, that such contract shall not exceed \$200,000 in fiscal year 2000 and \$200,000 and U.B. in fiscal year 2001.
  - c. Funds may be expended pursuant to this provision only out of the appropriation made above out of the Judicial and Court Personnel Training Fund No. 540.
4. **Limitation, Judicial Education.** Out of the amounts appropriated above in Item 2., Judicial and Court Personnel Training, \$177,500 in fiscal year 2000 and \$177,500 and U.B. in fiscal year 2001 may be expended only for the purpose of providing continuing judicial education courses, programs and technical assistance projects for judges of county courts performing judicial functions. The limitation imposed by this provision shall apply only to that portion of the identified appropriation funded out of the General Revenue Fund as identified in the Method of Financing.

**COURT OF CRIMINAL APPEALS**  
(Continued)

5. **Judicial Education: Reimbursement for Travel Expenses.** Funds appropriated above in Item 2., Judicial and Court Personnel Training, for the purposes established in Section 56.003(b) of the Government Code, may be granted only pursuant to a grant contract which provides for the reimbursement of expenses of judges pursuant to the provisions of Section 74.062 of the Government Code. This provision shall not apply to funds granted for the purpose of providing continuing legal education for judges of county courts performing judicial functions.
  
6. **Contingency Transfer: House Bill 1516.** Contingent on enactment of House Bill 1516, or similar legislation relating to representation of applicants for writs of habeas corpus in capital cases, \$4,000,000 out of Item 3., Death Penalty Habeas Representation, is transferred to the Comptroller of Public Accounts, Judiciary Section for use pursuant to House Bill 1516 and Chapter 319, Acts 1995, Seventy-fourth Legislature, Regular Session. Upon approval by the Court of Criminal Appeals, the Comptroller of Public Accounts shall issue a warrant to reimburse attorneys appointed by the Court of Criminal Appeals.
  
7. **Contingency Appropriation: Senate Bill 1187.** Contingent on enactment of Senate Bill 1187, or similar legislation, by the Seventy-sixth Legislature, Regular Session, the Court of Criminal Appeals is hereby appropriated \$1,540,000 for fiscal year 2000 and \$3,850,000 for fiscal year 2001 out of the Judicial and Court Personnel Training Fund (No. 540). Notwithstanding other provisions in this Act, the following provisions are in effect:
  - a. \$155,000 in fiscal year 2000 and \$297,500 and U.B. in fiscal year 2001 shall be expended for the continuing legal education of judges of county courts performing judicial functions.
  - b. an amount not to exceed \$980,000 in fiscal year 2000 and \$1,400,000 and U.B. in fiscal year 2001 shall be expended as contracts for the purpose of providing continuing legal education courses, programs and technical assistance projects to prosecutors and prosecutor office personnel.
  - c. an amount not to exceed \$280,000 in fiscal year 2000 and \$400,000 and U.B. in fiscal year 2001 shall be expended as contracts for the purpose of providing continuing legal education courses, programs and technical assistance projects to criminal defense attorneys who regularly represent indigent defendants in criminal matters.

**FIRST COURT OF APPEALS DISTRICT, HOUSTON**

	For the Years Ending	
	August 31, 2000	August 31, 2001
<b>Out of the General Revenue Fund:</b>		
1. Appellate Court Operations	\$ 2,468,641	\$ 2,194,891 & U.B.
<b>Outcome (Results/Impact):</b>		
Clearance Rate	95%	95%
Average Percent of Cases Under Submission for More than 12 Months	5%	5%
Average Percent of Cases Filed But Not Yet Disposed for More than 24 Months	5%	5%
<b>Grand Total, FIRST COURT OF APPEALS DISTRICT, HOUSTON</b>	<b>\$ 2,468,641</b>	<b>\$ 2,194,891</b>



**FIRST COURT OF APPEALS DISTRICT, HOUSTON**  
(Continued)

<b>Number of Full-time Equivalent Positions (FTE)</b>	41.5	41.5
<b>Schedule of Exempt Positions</b>		
Chief Justice	\$107,850	\$107,850
Justice	(8) 107,350	(8) 107,350

**SECOND COURT OF APPEALS DISTRICT, FORT WORTH**

	For the Years Ending	
	August 31, <u>2000</u>	August 31, <u>2001</u>
<b>Out of the General Revenue Fund:</b>		
1. Appellate Court Operations	\$ 2,054,675	\$ 1,808,425 & U.B.
<b>Outcome (Results/Impact):</b>		
Clearance Rate	100%	100%
Average Percent of Cases Under Submission for More than 12 Months	0%	0%
Average Percent of Cases Filed But Not Yet Disposed for More than 24 Months	0%	0%
<b>Grand Total, SECOND COURT OF APPEALS DISTRICT, FORT WORTH</b>	<u>\$ 2,054,675</u>	<u>\$ 1,808,425</u>
<b>Number of Full-time Equivalent Positions (FTE)</b>	37.0	37.0
<b>Schedule of Exempt Positions</b>		
Chief Justice	\$107,850	\$107,850
Justice	(6) 107,350	(6) 107,350

1. **Workers Compensation Exemption.** Funds appropriated above in Item 1., Appellate Court Operations, shall not be subject to the workers compensation reimbursement requirements contained in this Act in Article IX in the provision entitled Reimbursements for Workers' Compensation Payments for claims for injuries or illness sustained or resulting from the events of July 1, 1992.

### THIRD COURT OF APPEALS DISTRICT, AUSTIN

	For the Years Ending August 31, 2000	August 31, 2001
<b>Out of the General Revenue Fund:</b>		
1. Appellate Court Operations	\$ 1,848,322	\$ 1,615,822
		<b>&amp; U.B.</b>
<b>Outcome (Results/Impact):</b>		
Clearance Rate	100%	100%
Average Percent of Cases Under Submission for More than 12 Months	0%	0%
Average Percent of Cases Filed But Not Yet Disposed for More than 24 Months	0%	0%
<b>Grand Total, THIRD COURT OF APPEALS DISTRICT, AUSTIN</b>	<b><u>\$ 1,848,322</u></b>	<b><u>\$ 1,615,822</u></b>
<b>Number of Full-time Equivalent Positions (FTE)</b>	32.0	32.0
<b>Schedule of Exempt Positions</b>		
Chief Justice	\$107,850	\$107,850
Justice	(5) 107,350	(5) 107,350

### FOURTH COURT OF APPEALS DISTRICT, SAN ANTONIO

	For the Years Ending August 31, 2000	August 31, 2001
<b>Out of the General Revenue Fund:</b>		
1. Appellate Court Operations	\$ 2,052,275	\$ 1,806,025
		<b>&amp; U.B.</b>
<b>Outcome (Results/Impact):</b>		
Clearance Rate	100%	100%
Average Percent of Cases Under Submission for More than 12 Months	0%	0%
Average Percent of Cases Filed But Not Yet Disposed for More than 24 Months	0%	0%
<b>Grand Total, FOURTH COURT OF APPEALS DISTRICT, SAN ANTONIO</b>	<b><u>\$ 2,052,275</u></b>	<b><u>\$ 1,806,025</u></b>
<b>Number of Full-time Equivalent Positions (FTE)</b>	34.0	34.0
<b>Schedule of Exempt Positions</b>		
Chief Justice	\$107,850	\$107,850
Justice	(6) 107,350	(6) 107,350

## FIFTH COURT OF APPEALS DISTRICT, DALLAS

	For the Years Ending	
	August 31, 2000	August 31, 2001
<b>Out of the General Revenue Fund:</b>		
1. Appellate Court Operations	\$ 3,482,194	\$ 3,153,444 & U.B.
<b>Outcome (Results/Impact):</b>		
Clearance Rate	95%	95%
Average Percent of Cases Under Submission for More than 12 Months	5%	5%
Average Percent of Cases Filed But Not Yet Disposed for More than 24 Months	5%	5%
<b>Grand Total, FIFTH COURT OF APPEALS DISTRICT, DALLAS</b>	<b>\$ 3,482,194</b>	<b>\$ 3,153,444</b>
<b>Number of Full-time Equivalent Positions (FTE)</b>	56.0	56.0
<b>Schedule of Exempt Positions</b>		
Chief Justice	\$107,850	\$107,850
Justice	(12) 107,350	(12) 107,350

## SIXTH COURT OF APPEALS DISTRICT, TEXARKANA

	For the Years Ending	
	August 31, 2000	August 31, 2001
<b>Out of the General Revenue Fund:</b>		
1. Appellate Court Operations	\$ 1,073,129	\$ 881,879 & U.B.
<b>Outcome (Results/Impact):</b>		
Clearance Rate	100%	100%
Average Percent of Cases Under Submission for More than 12 Months	0%	0%
Average Percent of Cases Filed But Not Yet Disposed for More than 24 Months	0%	0%
<b>Grand Total, SIXTH COURT OF APPEALS DISTRICT, TEXARKANA</b>	<b>\$ 1,073,129</b>	<b>\$ 881,879</b>
<b>Number of Full-time Equivalent Positions (FTE)</b>	16.5	16.5
<b>Schedule of Exempt Positions</b>		
Chief Justice	\$107,850	\$107,850
Justice	(2) 107,350	(2) 107,350

## SEVENTH COURT OF APPEALS DISTRICT, AMARILLO

	For the Years Ending	
	August 31, 2000	August 31, 2001
<b>Out of the General Revenue Fund:</b>		
1. Appellate Court Operations	\$ 1,318,291	\$ 1,113,291
		<b>&amp; U.B.</b>
<b>Outcome (Results/Impact):</b>		
Clearance Rate	100%	100%
Average Percent of Cases Under Submission for More than 12 Months	0%	0%
Average Percent of Cases Filed But Not Yet Disposed for More than 24 Months	0%	0%
<b>Grand Total, SEVENTH COURT OF APPEALS DISTRICT, AMARILLO</b>	<b>\$ 1,318,291</b>	<b>\$ 1,113,291</b>
<b>Number of Full-time Equivalent Positions (FTE)</b>	22.5	22.5
<b>Schedule of Exempt Positions</b>		
Chief Justice	\$107,850	\$107,850
Justice	(3) 107,350	(3) 107,350

## EIGHTH COURT OF APPEALS DISTRICT, EL PASO

	For the Years Ending	
	August 31, 2000	August 31, 2001
<b>Out of the General Revenue Fund:</b>		
1. Appellate Court Operations	\$ 1,317,402	\$ 1,112,402
		<b>&amp; U.B.</b>
<b>Outcome (Results/Impact):</b>		
Clearance Rate	100%	100%
Average Percent of Cases Under Submission for More than 12 Months	0%	0%
Average Percent of Cases Filed But Not Yet Disposed for More than 24 Months	0%	0%
<b>Grand Total, EIGHTH COURT OF APPEALS DISTRICT, EL PASO</b>	<b>\$ 1,317,402</b>	<b>\$ 1,112,402</b>
<b>Number of Full-time Equivalent Positions (FTE)</b>	22.0	22.0
<b>Schedule of Exempt Positions</b>		
Chief Justice	\$107,850	\$107,850
Justice	(3) 107,350	(3) 107,350

## NINTH COURT OF APPEALS DISTRICT, BEAUMONT

	For the Years Ending	
	August 31, 2000	August 31, 2001
<b>Out of the General Revenue Fund:</b>		
1. Appellate Court Operations	\$ 1,073,679	\$ 882,529 & U.B.
<b>Outcome (Results/Impact):</b>		
Clearance Rate	100%	100%
Average Percent of Cases Under Submission for More than 12 Months	0%	0%
Average Percent of Cases Filed But Not Yet Disposed for More than 24 Months	0%	0%
<b>Grand Total, NINTH COURT OF APPEALS DISTRICT, BEAUMONT</b>	<b>\$ 1,073,679</b>	<b>\$ 882,529</b>
<b>Number of Full-time Equivalent Positions (FTE)</b>	17.0	17.0
<b>Schedule of Exempt Positions</b>		
Chief Justice	\$107,850	\$107,850
Justice	(2) 107,350	(2) 107,350

## TENTH COURT OF APPEALS DISTRICT, WACO

	For the Years Ending	
	August 31, 2000	August 31, 2001
<b>Out of the General Revenue Fund:</b>		
1. Appellate Court Operations	\$ 1,053,403	\$ 862,152 & U.B.
<b>Outcome (Results/Impact):</b>		
Clearance Rate	100%	100%
Average Percent of Cases Under Submission for More than 12 Months	0%	0%
Average Percent of Cases Filed But Not Yet Disposed for More than 24 Months	0%	0%
<b>Grand Total, TENTH COURT OF APPEALS DISTRICT, WACO</b>	<b>\$ 1,053,403</b>	<b>\$ 862,152</b>
<b>Number of Full-time Equivalent Positions (FTE)</b>	17.5	17.5
<b>Schedule of Exempt Positions</b>		
Chief Justice	\$107,850	\$107,850
Justice	(2) 107,350	(2) 107,350

## ELEVENTH COURT OF APPEALS DISTRICT, EASTLAND

	For the Years Ending	
	August 31, 2000	August 31, 2001
<b>Out of the General Revenue Fund:</b>		
1. Appellate Court Operations	\$ 1,068,929	\$ 877,679
		<u>&amp; U.B.</u>
<b>Outcome (Results/Impact):</b>		
Clearance Rate	100%	100%
Average Percent of Cases Under Submission for More than 12 Months	0%	0%
Average Percent of Cases Filed But Not Yet Disposed for More than 24 Months	0%	0%
<b>Grand Total, ELEVENTH COURT OF APPEALS DISTRICT, EASTLAND</b>	<u>\$ 1,068,929</u>	<u>\$ 877,679</u>
<b>Number of Full-time Equivalent Positions (FTE)</b>	16.0	16.0
<b>Schedule of Exempt Positions</b>		
Chief Justice	\$107,850	\$107,850
Justice	(2) 107,350	(2) 107,350

## TWELFTH COURT OF APPEALS DISTRICT, TYLER

	For the Years Ending	
	August 31, 2000	August 31, 2001
<b>Out of the General Revenue Fund:</b>		
1. Appellate Court Operations	\$ 1,074,929	\$ 883,679
		<u>&amp; U.B.</u>
<b>Outcome (Results/Impact):</b>		
Clearance Rate	100%	100%
Average Percent of Cases Under Submission for More than 12 Months	0%	0%
Average Percent of Cases Filed But Not Yet Disposed for More than 24 Months	0%	0%
<b>Grand Total, TWELFTH COURT OF APPEALS DISTRICT, TYLER</b>	<u>\$ 1,074,929</u>	<u>\$ 883,679</u>
<b>Number of Full-time Equivalent Positions (FTE)</b>	16.0	16.0
<b>Schedule of Exempt Positions</b>		
Chief Justice	\$107,850	\$107,850
Justice	(2) 107,350	(2) 107,350

## THIRTEENTH COURT OF APPEALS DISTRICT, CORPUS CHRISTI

	For the Years Ending	
	August 31, 2000	August 31, 2001
<b>Out of the General Revenue Fund:</b>		
1. Appellate Court Operations	\$ 1,845,322	\$ 1,612,822 & U.B.
<b>Outcome (Results/Impact):</b>		
Clearance Rate	100%	100%
Average Percent of Cases Under Submission for More than 12 Months	0%	0%
Average Percent of Cases Filed But Not Yet Disposed for More than 24 Months	0%	0%
<b>Grand Total, THIRTEENTH COURT OF APPEALS DISTRICT, CORPUS CHRISTI</b>	<b>\$ 1,845,322</b>	<b>\$ 1,612,822</b>
<b>Number of Full-time Equivalent Positions (FTE)</b>	29.0	29.0
<b>Schedule of Exempt Positions</b>		
Chief Justice	\$107,850	\$107,850
Justice	(5) 107,350	(5) 107,350

## FOURTEENTH COURT OF APPEALS DISTRICT, HOUSTON

	For the Years Ending	
	August 31, 2000	August 31, 2001
<b>Out of the General Revenue Fund:</b>		
1. Appellate Court Operations	\$ 2,469,841	\$ 2,196,091 & U.B.
<b>Outcome (Results/Impact):</b>		
Clearance Rate	95%	95%
Average Percent of Cases Under Submission for More than 12 Months	5%	5%
Average Percent of Cases Filed But Not Yet Disposed for More than 24 Months	5%	5%
<b>Grand Total, FOURTEENTH COURT OF APPEALS DISTRICT, HOUSTON</b>	<b>\$ 2,469,841</b>	<b>\$ 2,196,091</b>
<b>Number of Full-time Equivalent Positions (FTE)</b>	39.0	39.0
<b>Schedule of Exempt Positions</b>		
Chief Justice	\$107,850	\$107,850
Justice	(8) 107,350	(8) 107,350

**OFFICE OF COURT ADMINISTRATION, TEXAS JUDICIAL COUNCIL**

	For the Years Ending	
	August 31, 2000	August 31, 2001
1. Court Administration	\$ 1,864,961	\$ 1,822,624
<b>Outcome (Results/Impact):</b>		
Percent of Clients Rating Service as Satisfactory	85%	85%
Number of New Collections Programs Implemented or Existing Programs Expanded	6	6
<b>Output (Volume):</b>		
Number of Hours of Legal Research for Customers	3,648	3,648
Number of Technology Pilot Projects Initiated	4	4
2. Judicial Committee on Information Technology	\$ 6,000,346	\$ 3,796,670
		& U.B.
3. Equalization of the Courts of Appeals Dockets	\$ 34,665	\$ 34,665
		& U.B.
4. Assistance to the Administrative Judicial Regions	\$ 195,127	\$ 195,367
5. Title IV-D Masters and Assistants Program	\$ 4,494,704	\$ 4,973,930
<b>Grand Total, OFFICE OF COURT ADMINISTRATION, TEXAS JUDICIAL COUNCIL</b>	<u>\$ 12,589,803</u>	<u>\$ 10,823,256</u>
<b>Method of Financing:</b>		
General Revenue Fund	\$ 7,907,772	\$ 5,736,968
Interagency Contracts	<u>4,682,031</u>	<u>5,086,288</u>
<b>Total, Method of Financing</b>	<u>\$ 12,589,803</u>	<u>\$ 10,823,256</u>
<b>Number of Full-time Equivalent Positions (FTE)</b>	129.0	139.0
<b>Number of FTEs in Riders</b>	36.0	44.0
<b>Schedule of Exempt Positions</b>		
Administrative Director, Group 4	\$98,000	\$98,000

1. **Capital Budget.** None of the funds appropriated above may be expended for capital budget items except as listed below. The amounts shown below shall be expended only for the purposes shown and are not available for expenditure for other purposes. Amounts appropriated above and identified in this provision as appropriations either for "Lease Payments to the Master Lease Purchase Program" or for items with an "(MLPP)" notation shall be expended only for the purpose of making lease-purchase payments to the Texas Public Finance Authority pursuant to the provisions of V.T.C.S., Art. 601d, Sec. 9A.

	<u>2000</u>	<u>2001</u>
Out of the General Revenue Fund:		
a. Acquisition of Information Resource Technologies		
(1) Appellate Court Technology	\$ 1,900,000	\$ 500,000
(2) Judicial Information Management System	<u>\$ 520,000</u>	<u>\$ 520,000</u>
<b>Total, Capital Budget</b>	<u>\$ 2,420,000</u>	<u>\$ 1,020,000</u>



**OFFICE OF COURT ADMINISTRATION, TEXAS JUDICIAL COUNCIL**  
(Continued)

2. **Judicial Technology.** It is the intent of the Legislature that the Office of Court Administration provide staff and operational support for the Judicial Committee on Information Technology, and technology support for the State Law Library.
3. **State Telecommunications Network Infrastructure.** Out of the amounts appropriated above, such sums, as may be necessary, shall be expended only for the purposes of assisting the Judicial Committee on Information Technology in the development and implementation of a statewide telecommunications network for use by the courts. This network shall be compatible with and at least as cost effective as the upgraded Department of Public Safety Texas Law Enforcement Telecommunication System. Such network will be based on a telecommunications plan developed by the Judicial Committee on Information Technology pursuant to the provisions of Section 77.031, Texas Government Code, and shall be subject to joint approval of the Department of Information Resources and the General Services Commission pursuant to Subchapter H, Chapter 2054 et al, Texas Government Code.
4. **Restriction, Assistance to the Administrative Judicial Regions.** Funds appropriated in Item 3.\*, Assistance to the Administrative Judicial Regions, may be used only for the payment of salaries of administrative assistants employed by the presiding judges of the Administrative Judicial Regions pursuant to V.T.C.A., Government Code, Section 74.050, as amended. The salaries paid the administrative assistants may be supplemented from sources other than appropriations provided by this Act.
5. **Appellate Court Performance Reporting.** It is the intent of the Legislature that the Texas Judicial Council develop measures which evaluate the work of individual justices on the courts of appeals. The measures developed by the Texas Judicial Council must be approved by the Legislative Budget Board and the Governor's Office. The data obtained for these measures will be reported in the Texas Judicial System Annual Report.
6. **District Court Performance Measures.** The Office of Court Administration and the Texas Judicial Council shall engage in a pilot project to develop and implement performance measures for the individual district courts of this state. This study shall include no fewer than twenty courts of varying jurisdictions. The Office of Court Administration shall report the results of this study to the Legislature and the Governor no later than January 2001.
7. **Student Loan Repayment Program.** Out of the funds appropriated above in Item 1., Court Administration, the sum of \$255,763 in fiscal year 2000 and \$255,763 in fiscal year 2001, shall be expended for the subsidization of the repayment of student loans of those with proven need who accept clerkships or temporary attorney positions in the courts. It is the intent of the Legislature that the Texas Judicial Council, in connection with an advisory group that includes law school deans, define specific criteria for loan repayment assistance, and for the administration of the program.
8. **Contingency Appropriation: Senate Bill 1735.** Contingent on the enactment of Senate Bill 1735, Seventy-sixth Legislature, Regular Session, the Office of Court Administration is hereby appropriated out of the General Revenue Fund \$1,000,000 for fiscal year 2001 for the creation of eight foster care courts. The Office of Court Administration is hereby authorized to transfer the appropriation made pursuant to this provision to the appropriate line items listed above. Also contingent on the enactment of Senate Bill 1735, or similar legislation, the "Number of Full-time Equivalent Positions (FTE)" figure indicated above is hereby increased by 8 in fiscal year 2001. In no event shall the appropriation made or the additional FTE's granted by this provision be used to offset the Office of Court Administration's expenses related to the administration of the foster care court program.

\* Should read "Item 4...."

**OFFICE OF COURT ADMINISTRATION, TEXAS JUDICIAL COUNCIL**  
(Continued)

9. **Contingency Increase in Full-time Equivalents: House Bill 3272** Contingent on the enactment of House Bill 3272, Seventy-sixth Legislature, Regular Session, or similar legislation, the "Number of Full-time Equivalent Positions (FTE)" figure indicated above is hereby increased by an amount determined under the provisions of the legislation, not to exceed 36 in each fiscal year of the biennium.

**OFFICE OF THE STATE PROSECUTING ATTORNEY**

	For the Years Ending	
	August 31, 2000	August 31, 2001
<b>Out of the General Revenue Fund:</b>		
1. Representation of the State Before the Court of Criminal Appeals	\$ 336,415	\$ 336,415
		& U.B.
<b>Outcome (Results/Impact):</b> Petitions for Discretionary Review Granted by the Court of Criminal Appeals	20	20
<b>Grand Total, OFFICE OF THE STATE PROSECUTING ATTORNEY</b>	<b>\$ 336,415</b>	<b>\$ 336,415</b>
<b>Number of Full-time Equivalent Positions (FTE)</b>	5.0	5.0
<b>Schedule of Exempt Positions</b> State Prosecuting Attorney	\$87,000	\$87,000

**STATE LAW LIBRARY**

	For the Years Ending	
	August 31, 2000	August 31, 2001
1. Administration and Operations	\$ 956,052	\$ 872,082
<b>Outcome (Results/Impact):</b> Percent of Positive Evaluations of Library Service by Library Users	90%	90%
<b>Grand Total, STATE LAW LIBRARY</b>	<b>\$ 956,052</b>	<b>\$ 872,082</b>
<b>Method of Financing:</b>		
General Revenue Fund	\$ 891,683	\$ 807,713
Appropriated Receipts	54,712	54,712
Interagency Contracts	9,657	9,657
<b>Total, Method of Financing</b>	<b>\$ 956,052</b>	<b>\$ 872,082</b>

**STATE LAW LIBRARY**  
(Continued)

<b>Number of Full-time Equivalent Positions (FTE)</b>	11.5	11.5
<b>Schedule of Exempt Positions</b>		
Director, Group 1	\$58,000	\$58,000

1. **Capital Budget.** None of the funds appropriated above may be expended for capital budget items except as listed below. The amounts shown below shall be expended only for the purposes shown and are not available for expenditure for other purposes. Amounts appropriated above and identified in this provision as appropriations either for "Lease Payments to the Master Lease Purchase Program" or for items with an "(MLPP)" notation shall be expended only for the purpose of making lease-purchase payments to the Texas Public Finance Authority pursuant to the provisions of V.T.C.S., Art. 601d, Sec. 9A.

	2000	2001
Out of the General Revenue Fund:		
a. Acquisition of Information Resource Technologies		
(1) New and Replacement Computers	\$ 66,270	\$ U.B.
Total, Capital Budget	\$ 66,270	\$ U.B.

2. **Appropriation of Receipts: Fees and Service Charges.** All receipts collected by the State Law Library as fees and service charges, as authorized pursuant to V.T.C.A., Government Code, Section 91.011, are hereby appropriated to the State Law Library for the biennium beginning September 1, 1999.
3. **Computer-based Legal Research Services.** The State Law Library is hereby authorized to enter into interagency contracts with other state agencies and the courts for providing a computer based legal research service. The State Law Library shall charge an amount for this service equal to the cost to the library for providing this service.
4. **Fee Schedule, Duplication Services.** The State Law Library shall set a fee schedule for duplication services to the inmates of the Texas Department of Criminal Justice at the same amount per page as charged to the general public.
5. **Unexpended Balances.** Any unexpended and unobligated balances remaining in Item 1., Administration and Operations, as of August 31, 2000, are hereby reappropriated, in an amount not to exceed \$50,000, to the State Law Library for the purpose of acquiring legal reference materials.



## STATE COMMISSION ON JUDICIAL CONDUCT

	For the Years Ending	
	August 31, 2000	August 31, 2001
<b>Out of the General Revenue Fund:</b>		
1. Administration and Enforcement	\$ 706,102	\$ 706,102
<b>Outcome (Results/Impact):</b>		
Percentage of Complaints Disposed of	100%	100%
 <b>Grand Total, STATE COMMISSION ON JUDICIAL CONDUCT</b>	<b>\$ 706,102</b>	<b>\$ 706,102</b>
 <b>Number of Full-time Equivalent Positions (FTE)</b>	15.0	15.0
 <b>Schedule of Exempt Positions</b>		
Executive Director, Group 3	\$90,000	\$90,000

1. **Unexpended Balances.** The State Commission on Judicial Conduct is hereby authorized to carry forward unexpended balances from fiscal year 2000 into fiscal year 2001 in an amount not to exceed \$50,000.
2. **Commission Member Training.** The State Commission on Judicial Conduct shall make arrangements with the Governor's office to provide training for newly appointed members of the Commission regarding responsibilities of office, matters of public policy, and ethics.

## JUDICIARY SECTION, COMPTROLLER'S DEPARTMENT

	For the Years Ending	
	August 31, 2000	August 31, 2001
1. Salaries for District Judges and Criminal District Judges of the existing three-hundred-ninety-six (396) judicial district courts at \$101,700 (2000) and \$101,700 (2001); former district judges called to duty as visiting judges per V.T.C.A., Government Code, Section 74.061; and salaries of retired district judges assigned to special juvenile courts or domestic relations courts per Government Code, Section 24.604(f); Special Judges salaries per Government Code, Section 32.302; estimated to be	\$ 42,521,363	\$ 42,521,363
2. Expenses of district judges while engaged in the actual performance of their duties whose judicial district is composed of more than one (1) county per Government Code, Section 24.019, not to exceed \$1,500 per county	\$ 505,500	\$ 505,500
3. Per diem for active, retired, and former district judges and statutory county court of law judges serving on assignment and the per diem and expenses for active and retired justices and judges of the Supreme Court,		

**JUDICIARY SECTION, COMPTROLLER'S DEPARTMENT**  
(Continued)

	Court of Criminal Appeals, or of a Court of Appeals when holding court out of their district or county when assigned per V.T.C.A., Government Code, Chapter 74; estimated to be	\$	302,000	\$	302,000
4.	Salaries of seventeen (17) District Attorneys compensated on a salary basis by the State per Government Code, Chapter 43, at \$81,360 (2000) and \$81,360 (2001)	\$	1,383,120	\$	1,383,120
5.	Salaries of one hundred and thirty-two (132) District Attorneys, Criminal District Attorneys and County Attorneys performing the duties of a district attorney that are prohibited from the private practice of law by Government Code, Section 46.002 and are compensated on a salary basis by the State at \$101,700 (2000) and \$101,700 (2001)	\$	13,424,400	\$	13,424,400
6.	Salary supplementation for two (2) Assistant District Attorneys of the Fifty-third Judicial District (Travis County) per Government Code, Section 43.132, at \$2,808 (2000) and \$2,808 (2001)	\$	5,616	\$	5,616
7.	Expenses of felony prosecutors while engaged in the actual performance of their duties whose prosecutorial district is composed of more than one (1) county per Government Code Section 43.004, not to exceed \$1,750 per county	\$	293,500	\$	293,500
8.	Salaries of one (1) Criminal District Attorney per Government Code, Section 44.220 (Jackson); and one (1) County Attorney performing the duties of a district attorney per Government Code, Section 45.175 (Fayette): all at \$81,360 (2000) and \$81,360 (2001)	\$	162,720	\$	162,720
9.	For the payment of salaries of Assistant District Attorneys, investigators and/or secretarial help and expenses, including travel for these personnel as determined by the District Attorney, Criminal District Attorney and County Attorneys designated in Items No. 4., 5., 8., 11., and 12. Reimbursement shall be limited to expenses for supplies or items which would normally be consumed or utilized within the fiscal year for which the funds in this item are designated. Payments shall not exceed \$34,450 per district per year in multi-county districts and \$17,050 per district per year in single-county districts and \$34,450 for both multi-county and single-county districts for those District Attorneys, Criminal District Attorneys and County Attorneys performing the duties of a district attorney prohibited from the private practice of law per Government Code, Chapter 46; and shall be made available in three equal installments issued on the first day of September, January and May of each fiscal year. These payments shall be made directly to the District Attorney, Criminal District Attorney, or County Attorney for the purposes of disbursement as required by the attorney. The attorney receiving these payments shall be responsible to the Comptroller for accounting for all expenditures of these funds.	\$	5,183,500	\$	5,183,500
10.	Apportionment to fund the operation of the Public Integrity Unit in the District Attorney's Office of the				

**JUDICIARY SECTION, COMPTROLLER'S DEPARTMENT**  
(Continued)

Fifty-third Judicial District (Travis County) for the payment of salaries and other necessary expenses for the operation of the Public Integrity Unit to be used for the investigation and prosecution of motor fuel tax fraud cases; insurance fraud cases; offenses involving an elected or appointed official of state government or an officer or employee of an agency of the state; and offenses relating to state government with respect to which prosecution, jurisdiction and venue, by law, lie in Travis County

\$ 2,160,248 \$ 2,204,494

**Outcome (Results/Impact):**

Motor Fuel Tax Restitution Recovered by the Comptroller's

Office in Public Integrity Unit Cases

100,000 100,000

Insurance Fraud Restitution Recovered During the Reporting Period by State Guaranty Fund or Victims in Public Integrity Unit Cases

150,000 150,000

State/General Restitution Recovered During the Reporting Period for Public Integrity Unit Cases

41,000 41,000

- |   |                           |
|---|---------------------------|
| 11. Apportionment payable to County Officers Salary Fund in counties where there is a District Attorney per Government Code, Section 43.180 (Harris), and a Criminal District Attorney per Government Code, Section 44.157(f) (Dallas), not receiving a state salary, both pursuant to Government Code, Section 41.201; estimated to be | \$ 186,840 \$ 186,840     |
| 12. Salary apportionment payable to the Officer Salary Fund for a County Attorney performing the duties of a district attorney in Oldham County per Government Code, Section 45.280; estimated to be  | \$ 24,408 \$ 24,408       |
| 13. Expenses of witnesses called in criminal proceedings who reside outside of the county where the trial is held pursuant to Articles 24.28 and 35.27, Code of Criminal Procedure, V.T.C.A.; estimated to be   | \$ 1,100,000 \$ 1,100,000 |
| 14. Prison Prosecution Unit   | \$ 1,064,576 \$ 1,044,576 |
| 15. Provide payment to retired JRS members who are assigned to administrative judicial regions as visiting judges. Estimated.   | \$ 5,509,425 \$ 5,509,425 |
| 16. Provide payment to retired JRS members who are assigned to appellate courts as visiting judges. Estimated.  | \$ 938,300 \$ 938,300     |
| 17. Provide salary supplement to County Judges whose functions are at least 40% judicial pursuant to V.T.C.A., Government Code, Section 26.006. Provide salary supplement to Local Administrative Judges who serve in counties with more than six district courts pursuant to V.T.C.A., Government Code, Section 659.0125. Estimated.   | \$ 1,020,000 \$ 1,020,000 |

**Grand Total, JUDICIARY SECTION,  
COMPTROLLER'S DEPARTMENT**

\$ 75,785,516 \$ 75,809,762

**Method of Financing:**

General Revenue Fund, Estimated

\$ 61,083,122 \$ 61,062,851

General Revenue Fund - Dedicated - Texas Department of Insurance Operating Fund Account No. 036

907,976 932,169

**JUDICIARY SECTION, COMPTROLLER'S DEPARTMENT**  
(Continued)

Other Funds

State Highway Fund No. 006	749,842	770,166
Criminal Justice Grants	1,044,576	1,044,576
Judicial Fund No. 573	12,000,000	12,000,000

Subtotal, Other Funds	\$ 13,794,418	\$ 13,814,742
-----------------------	---------------	---------------

<b>Total, Method of Financing</b>	\$ 75,785,516	\$ 75,809,762
-----------------------------------	---------------	---------------

<b>Number of Full-time Equivalent Positions (FTE)</b>	549.0	549.0
---	-------	-------

**Schedule of Exempt Positions**

District Judges and Criminal District Judges (Item 1.)	(396) \$101,700	(396) \$101,700
District Attorneys, Criminal District Attorneys, and County Attorneys performing the duties of District Attorney (Items 4. and 8.)	(19) 81,360	(19) 81,360
District Attorneys, Criminal District Attorneys, and County Attorneys performing the duties of District Attorney, subject to Government Code, Chapter 46 (Item 5.)	(132) 101,700	(132) 101,700
Assistant District Attorneys, Fifty-third Judicial District (Travis County) (Item 6.)	(2) 2,808	(2) 2,808

1. **Appropriation Source.** Pursuant to V.T.C.A., Government Code, Section 21.006, all revenues to, and fund balances in, the Judicial Fund No. 573, which are not deposited into the Basic Civil Legal Services account, are hereby appropriated to the Judiciary Section, Comptroller's Department. In the event that revenues into Fund No. 573 during a fiscal year exceed the amount identified in the Method of Financing as being appropriated out of Fund No. 573 in this Act for that fiscal year the difference shall be appropriated to the Judiciary Section, Comptroller's Department and the General Revenue Fund appropriation for that fiscal year shall be reduced by a like amount.
  
2. **Appropriation Source, Public Integrity Unit.** Out of the funds appropriated above in Item 10., \$1,657,818 in fiscal year 2000 and \$1,702,335 in fiscal year 2001 is appropriated specifically to facilitate motor fuel tax fraud and insurance fraud investigations by the Public Integrity Unit in the District Attorney's Office of the Fifty-third Judicial District. It is the intent of the Legislature that the funds specified in the Method of Financing as being appropriated out of the State Highway Fund No. 006 and the General Revenue Fund - Dedicated, Insurance Operating Account be allocated to the appropriation made above in Item 10. In no event shall the amount of general revenue funds allocated and/or granted to the Public Integrity Unit, other than the General Revenue Fund - Dedicated Insurance Operating Account Grants identified in this provision, exceed \$502,430 in fiscal year 2000 and \$502,159 in fiscal year 2001. In no event shall any funds appropriated above out of the Judicial Fund No. 573 be allocated to the Public Integrity Unit.
  
3. **Appropriation of Receipts, County Court Filing Fees and Court Costs.** The Comptroller of Public Accounts is hereby appropriated all revenues remitted to the state pursuant to V.T.C.A., Government Code, Section 51.702(d), (Section 67, House Bill 66, Seventy-second Legislature, Regular Session), for the purpose of making payments to counties eligible for compensation pursuant to V.T.C.A., Government Code, Section 25.0015. The amount of payment made to an eligible county pursuant to this provision shall not exceed \$30,000 for each statutory county court judge in that county who meets the criteria established in V.T.C.A., Government Code, Section 25.0015(a).



**JUDICIARY SECTION, COMPTROLLER'S DEPARTMENT**  
(Continued)

In the event that the aggregate amount of revenue remitted to the state pursuant to Section 51.702(d) during a state fiscal year exceeds the aggregate amount of payments made to counties pursuant to Section 25.0015 for that fiscal year the excess amount is hereby appropriated to the Comptroller of Public Accounts for the purpose of remittance to counties pursuant to V.T.C.A., Government Code, Section 25.0016.

4. **Salary Limitation, District Judges.** Funds appropriated above in Item 1 shall be expended for the payment of the state salary for each district judge. However, in no event shall the aggregate, excluding any county supplement, of the state paid salary and any service retirement annuity paid pursuant to Government Code Chapter 834 exceed the base salary for any district court judge during any twelve month period. If a district judge draws a salary as a district judge and a retirement annuity pursuant to Government Code, Chapter 834, and the combined amounts exceed the annual base salary for a district judge, the amount expended out of Item 1 for the state salary of that district judge shall be reduced by an amount which will bring the total amount received by the judge to the base salary paid a district judge for a twelve month period. This provision does not apply to either retired or former judges or justices called to duty as visiting judges pursuant to Government Code Chapters 74 and 75 and Section 24.604 of the Government Code.
5. **Prison Prosecution Unit.** Out of the funds appropriated above in Item 14 and under the authority of Article 104.003, Code of Criminal Procedure, and Article V, Section 21 of the Texas Constitution, Walker County is allocated an amount not to exceed \$1,044,576 in criminal justice grants in each year of the biennium, through the Judiciary Section of the Office of the Comptroller of Public Accounts, for the payment of salaries and other necessary expenses for the operation of the Special Prison Prosecution Unit. The funds are to be used for the investigation and prosecution of felony offenses committed by prisoners of the Texas Department of Criminal Justice and for the investigation and prosecution of other felonies and misdemeanors committed by agency employees and others when criminal conduct affects the operation of the agency in the various counties of the State where Texas Department of Criminal Justice facilities are located.

Out of the funds appropriated above in Item 14 and under the authority of Article 104.003, Code of Criminal Procedure, and Article V, Section 21 of the Texas Constitution, Walker County is allocated an amount not to exceed \$20,000 in fiscal year 2000 from General Revenue for the purchase of vehicles for the Special Prison Prosecution Unit.

The funds appropriated above in Item 14 shall be used to employ the services of legal and support staff plus the payment of their necessary capital and operating expenses in carrying out the purposes of the Special Prison Prosecution Unit as established by its Board of Directors which is made up of those elected prosecutors who have Texas Department of Criminal Justice facilities within their respective counties.

Walker County is the designated agency to administer the funds provided for the support of the Special Prison Prosecution Unit. Walker County shall submit a voucher containing an itemized statement of expenses to include salaries, fringe benefits and authorized expenses incurred to the Comptroller's Judiciary Section each month of the fiscal year. Such vouchers shall be reviewed by the Walker County Auditor's Office to ensure compliance with applicable State and County regulations concerning the expenditures of public funds. Upon receipt of said vouchers, the Comptroller's Judiciary Section shall issue warrants each month to reimburse Walker County. The total reimbursement each year shall not exceed the amount appropriated.

The Special Prison Prosecution Unit shall submit an annual report to the Legislative Budget Board and the Governor's Office of Budget and Planning comparing the activities of the unit to the activities outlined in the grant application made to the Criminal Justice Division of the Governor's Office and detailing the expenditure of the funds.

**JUDICIARY SECTION, COMPTROLLER'S DEPARTMENT**  
(Continued)

6. **Vehicle Sale.** Prior to the Department of Public Safety's first public sale of vehicles following the effective date of this Act, the Department of Public Safety shall transfer five of the vehicles to be offered for public sale to Walker County for the sum of \$20,000. The vehicles transferred from the Department of Public Safety are for the sole use of the Special Prison Prosecution Unit.
7. **Trial Court Measures.** Each district court judge shall provide an annual report no later than September 20, to the Office of Court Administration, indicating the Clearance Rate during the previous year. A Clearance Rate is calculated by dividing the total number of cases disposed by the total number of cases added to the docket.
8. **Contingency Appropriation, New District Courts.** Contingent on the enactment of House Bill 400, Seventy-sixth Legislature, Regular Session, or similar legislation, the Judiciary Section, Comptroller's Department is hereby appropriated out of the General Revenue Fund \$101,700 each fiscal year of the biennium for each additional district court created effective September 1, 1999 and a pro rata amount out of the General Revenue Fund for each additional district court created with an effective date after September 1, 1999 pursuant to House Bill 400. (Estimated to be \$2,895,433). Also contingent on the enactment of House Bill 400, or similar legislation, the "Number of Full-time Equivalent Positions (FTE)" figure indicated above is hereby increased by 1 for each district court created. (Estimated to be 12)
9. **Contingency Appropriation, Professional Prosecutors.** Contingent upon the enactment of Senate Bill 1831, House Bill 524, House Bill 2758, or similar legislation, the Judiciary Section, Comptroller's Department is hereby appropriated out of the General Revenue Fund amounts necessary to provide for the increased salary of each felony prosecutor placed under the application of Government Code, Section 46.002, by the Seventy-sixth Legislature, Regular Session. The Judiciary Section, Comptroller's Department is also appropriated amounts necessary to increase the apportionment of each felony prosecutor to \$34,450 annually. The Comptroller is hereby authorized to transfer the appropriations made herein to the appropriate line items to implement the provisions of the legislation. (Estimated to be \$275,730).
10. **Contingency Appropriation: House Bill 2246.** Contingent on the enactment of House Bill 2246, or similar legislation, Seventy-sixth Legislature, Regular Session, the Judiciary Section, Comptroller's Department is hereby appropriated out of the General Revenue Fund \$39,708 each fiscal year of the biennium to provide for the salary supplement and office expense of the County Attorney performing the duties of a district attorney in Rains County pursuant to Government Code, Section 45.290. The Comptroller is hereby authorized to transfer the appropriations made herein to the appropriate line items to implement the provisions of the legislation.
11. **Contingency Appropriation: House Bill 804.** Contingent on the enactment of House Bill 804, Seventy-sixth Legislature, Regular Session, or similar legislation, the Judiciary Section, Comptroller's Department is hereby appropriated out of the General Revenue Fund amounts necessary to provide for salary supplements to county attorneys and county prosecutors pursuant to House Bill 804. (Estimated to be \$9,076,364)
12. **Contingency Appropriation: House Bill 1123.** Contingent upon the enactment of Senate Bill 1123, or similar legislation, the Judiciary Section, Comptroller's Department is hereby appropriated out of the General Revenue Fund amounts necessary to provide for a \$5,000 state salary supplement to statutory county court judges pursuant to the provisions of House Bill 1123. (Estimated to be \$1,427,917)
13. **Contingency Appropriation: House Bill 3211.** Contingent on the enactment of House Bill 3211, Seventy-sixth Legislature, Regular Session, or similar legislation, the Judiciary Section, Comptroller's Department is hereby appropriated all revenues remitted to the state pursuant to Government Code, Section 51.703 (House Bill 3211, Seventy-sixth Legislature, Regular

**JUDICIARY SECTION, COMPTROLLER'S DEPARTMENT**  
(Continued)

Session) for the purpose of making payments to counties eligible for compensation pursuant to Government Code, Section 26.007. The amount of the payment made to eligible counties shall be \$5,000.

In the event that the aggregate amount of revenue remitted to the state pursuant to Government Code, Section 51.703 during a state fiscal year exceeds the aggregate amount of payments made to counties pursuant to Government Code, Section 26.007 for that fiscal year the excess amount is hereby appropriated to the Comptroller of Public Accounts for the purpose of remittance to counties pursuant to Government Code, Section 26.008. (Estimated to be \$2,000)

**Retirement and Group Insurance**

	For the Years Ending	
	August 31, 2000	August 31, 2001
<b>A. Goal: EMPLOYEES RETIREMENT SYSTEM</b>		
<b>A.1.1. Strategy: RETIREMENT CONTRIBUTIONS</b> Provide an actuarially sound level of funding as defined by state law. Estimated	\$ 2,256,053	\$ 2,312,455
<b>A.1.2. Strategy: GROUP INSURANCE</b> Provide a basic health care and life insurance program for general state employees. Estimated	\$ 5,877,108	\$ 6,205,458
<b>A.1.3. Strategy: JUDICIAL RETIREMENT, PLAN 2</b> Maintain an actuarially sound retirement program for state judicial officers. Estimated	\$ 6,438,772	\$ 6,734,995
<b>A.1.4. Strategy: JUDICIAL RETIREMENT, PLAN 1</b> Provide for the payment of JRS-1 Benefits as required by law. Estimated	\$ 20,772,040	\$ 21,432,905
<b>A.1.5. Strategy: JRS-1 REFUNDS</b> Provide for membership refunds under the Judicial Retirement Program, plan one. Estimated	\$ 25,000	\$ 25,000
<b>Total, Goal A: EMPLOYEES RETIREMENT SYSTEM</b>	\$ 35,368,973	\$ 36,710,813
<b>Grand Total, RETIREMENT AND GROUP INSURANCE</b>	\$ 35,368,973	\$ 36,710,813
<b>Method of Financing:</b>		
General Revenue Fund, estimated	\$ 34,454,701	\$ 35,754,597
Other Special State Funds, estimated	914,272	956,216
<b>Total, Method of Financing</b>	\$ 35,368,973	\$ 36,710,813

## Social Security and Benefit Replacement Pay

	For the Years Ending August 31, <u>2000</u>	August 31, <u>2001</u>
<b>A. Goal: SOCIAL SECURITY/BENEFIT REPLACEMENT</b>		
To provide funding to the Comptroller of Public Accounts for Social Security Contributions and Benefit Replacement Pay.		
<b>A.1.1. Strategy: STATE MATCH -- EMPLOYER</b> Provide an employer match for Social Security contributions. Estimated	\$ 6,349,424	\$ 6,508,159
<b>A.1.2. Strategy: BENEFIT REPLACEMENT PAY</b> Provide Benefit Replacement Pay to eligible employees. Estimated	<u>\$ 904,369</u>	<u>\$ 822,902</u>
<b>Total, Goal A: SOCIAL SECURITY/BENEFIT REPLACEMENT</b>	<u>\$ 7,253,793</u>	<u>\$ 7,331,061</u>
<b>Grand Total, SOCIAL SECURITY AND BENEFIT REPLACEMENT PAY</b>	<u><u>\$ 7,253,793</u></u>	<u><u>\$ 7,331,061</u></u>
 <b>Method of Financing:</b>		
General Revenue Fund, estimated	\$ 6,809,950	\$ 6,879,045
Other Special State Funds, estimated	<u>443,843</u>	<u>452,016</u>
<b>Total, Method of Financing</b>	<u><u>\$ 7,253,793</u></u>	<u><u>\$ 7,331,061</u></u>

## Lease Payments

	For the Years Ending August 31, <u>2000</u>	August 31, <u>2001</u>
<b>Out of the General Revenue Fund:</b>		
<b>A. Goal: FINANCE CAPITAL PROJECTS</b>		
To provide funding to the General Services Commission for payment to Texas Public Finance Authority for the payment of revenue bond debt service requirements.		
<b>A.1.1. Strategy: LEASE PAYMENTS</b>	\$ 2,280,290	\$ 2,380,436 & U.B.
Make lease payments to the Texas Public Finance Authority on facilities financed through the Texas Public Finance Authority.		
<b>Grand Total, LEASE PAYMENTS</b>	<u><u>\$ 2,280,290</u></u>	<u><u>\$ 2,380,436</u></u>

## SPECIAL PROVISIONS - JUDICIARY

**Sec. 2. Judicial Salary Enforcement.** Each District Court Judge and Justice of the Courts of Appeals shall file a sworn statement with the Comptroller of Public Accounts setting forth the yearly amounts to be received from state and county as salary payments during the ensuing fiscal year. Amended statements shall be filed setting forth any change in the salary rate which occurs during a fiscal year.

For the purpose of salary payments by the state, the Comptroller of Public Accounts shall determine from the filed statements that the required salary differential set out in V.T.C.A., Government Code, Section 659.012 is maintained. In the event a salary is in excess of the differential provided by law, the Comptroller is directed to reduce the state's portion of that salary by the amount of excess.

The appropriations for salaries of District Court Judges and Justices of Courts of Appeals are made contingent upon strict compliance with the provisions of this section and the Comptroller shall have no authority to issue a warrant for salaries which violate these provisions.

**Sec. 3. Public Integrity Unit.** In Item 10., Judiciary Section, Comptroller's Department, warrants shall be drawn as necessary to reimburse the District Attorney of the 53rd Judicial District for salary and expenses previously incurred. The District Attorney shall submit a voucher containing an itemized statement of expenses to substantiate each claim. This appropriation shall be allocated in three equal installments over the fiscal year. Any unencumbered, unexpended balance existing in a previous allocation period may be used in a subsequent period provided that period occurs within the same fiscal year.

**Sec. 4. Restriction, New District Courts.** No new district court may be funded until it has been approved by the commissioner's court of the county or a majority of the counties in that district.

**Sec. 5. Transfer of Cases.** The Chief Justices of the fourteen courts of appeals are encouraged to cooperate with the Chief Justice of the Supreme Court to transfer cases between appellate courts which are in neighboring jurisdictions in order to equalize the disparity between the workloads of the various courts of appeals.

**Sec. 6. Voice Recording.** It is the intent of the Legislature that the Supreme Court and Court of Criminal Appeals will promulgate rules authorizing the use of voice or video recording technology, including CD ROM, to make a record of court proceedings. The Legislature does not intend that the recording be a substitute for the written transcript.

**Sec. 7. Systems Compatibility.** No funds shall be utilized to purchase information technology unless it interfaces with other courts and with the Office of Court Administration and complies with the plans filed with the Department of Information Resources.

**Sec. 8. Appropriation: Unexpended Balances.** Any unexpended balances from appropriations made to the Supreme Court of Texas, the Court of Criminal Appeals, and the fourteen courts of appeals for fiscal year 1999 are hereby reappropriated to the same agency for fiscal year 2000. (Estimated to be \$263,339)

**Sec. 9. Judicial Internship Program** It is the intent of the Legislature that the Judicial Branch cooperate with law schools to establish a judicial internship program for Texas appellate and trial courts. The Judicial Branch is encouraged to work with the Texas Judicial Council in the development of the judicial internship program.

**RECAPITULATION - ARTICLE IV  
THE JUDICIARY  
(General Revenue)**

	For the Years Ending	
	August 31, 2000	August 31, 2001
Supreme Court of Texas	\$ 4,953,420	\$ 4,943,386
Court of Criminal Appeals	8,000,500	3,991,499
First Court of Appeals District, Houston	2,468,641	2,194,891
Second Court of Appeals District, Fort Worth	2,054,675	1,808,425
Third Court of Appeals District, Austin	1,848,322	1,615,822
Fourth Court of Appeals District, San Antonio	2,052,275	1,806,025
Fifth Court of Appeals District, Dallas	3,482,194	3,153,444
Sixth Court of Appeals District, Texarkana	1,073,129	881,879
Seventh Court of Appeals District, Amarillo	1,318,291	1,113,291
Eighth Court of Appeals District, El Paso	1,317,402	1,112,402
Ninth Court of Appeals District, Beaumont	1,073,679	882,529
Tenth Court of Appeals District, Waco	1,053,403	862,152
Eleventh Court of Appeals District, Eastland	1,068,929	877,679
Twelfth Court of Appeals District, Tyler	1,074,929	883,679
Thirteenth Court of Appeals District, Corpus Christi	1,845,322	1,612,822
Fourteenth Court of Appeals District, Houston	2,469,841	2,196,091
Office of Court Administration, Texas Judicial Council	7,907,772	5,736,968
Contingency Appropriations		1,000,000
Total	7,907,772	6,736,968
State Prosecuting Attorney, Office of the	336,415	336,415
State Law Library	891,683	807,713
Court Reporters Certification Board	111,102	111,187
Contingency Appropriations	1,065	5,420
Total	112,167	116,607
State Commission on Judicial Conduct	706,102	706,102
Judiciary Section, Comptroller's Department	61,083,122	61,062,851
Contingency Appropriations	6,784,848	6,972,012
Total	67,867,970	68,034,863
Subtotal, Judiciary	\$ 114,977,061	\$ 106,674,684
Retirement and Group Insurance	34,454,701	35,754,597
Social Security and Benefit Replacement Pay	6,809,950	6,879,045
Subtotal, Employee Benefits	\$ 41,264,651	\$ 42,633,642
Lease Payments	2,280,290	2,380,436
Article IV, Special Provisions		
Rider Appropriations	263,339	
Total	263,339	
TOTAL, ARTICLE IV - The Judiciary	\$ 158,785,341	\$ 151,688,762

**RECAPITULATION - ARTICLE IV  
THE JUDICIARY  
(General Revenue - Dedicated)**

	For the Years Ending	
	August 31, 2000	August 31, 2001
Supreme Court of Texas	\$	\$
Court of Criminal Appeals		
First Court of Appeals District, Houston		
Second Court of Appeals District, Fort Worth		
Third Court of Appeals District, Austin		
Fourth Court of Appeals District, San Antonio		
Fifth Court of Appeals District, Dallas		
Sixth Court of Appeals District, Texarkana		
Seventh Court of Appeals District, Amarillo		
Eighth Court of Appeals District, El Paso		
Ninth Court of Appeals District, Beaumont		
Tenth Court of Appeals District, Waco		
Eleventh Court of Appeals District, Eastland		
Twelfth Court of Appeals District, Tyler		
Thirteenth Court of Appeals District, Corpus Christi		
Fourteenth Court of Appeals District, Houston		
Office of Court Administration, Texas Judicial Council		
State Prosecuting Attorney, Office of the		
State Law Library		
Court Reporters Certification Board		
State Commission on Judicial Conduct		
Judiciary Section, Comptroller's Department	907,976	932,169
Subtotal, Judiciary	\$ 907,976	\$ 932,169
Retirement and Group Insurance		
Social Security and Benefit Replacement Pay		
Subtotal, Employee Benefits	\$	\$
Lease Payments		
Article IV, Special Provisions		
TOTAL, ARTICLE IV - The Judiciary	\$ 907,976	\$ 932,169

**RECAPITULATION - ARTICLE IV  
THE JUDICIARY  
(Federal Funds)**

	For the Years Ending	
	August 31, 2000	August 31, 2001
Supreme Court of Texas	\$	\$
Court of Criminal Appeals		
First Court of Appeals District, Houston		
Second Court of Appeals District, Fort Worth		
Third Court of Appeals District, Austin		
Fourth Court of Appeals District, San Antonio		
Fifth Court of Appeals District, Dallas		
Sixth Court of Appeals District, Texarkana		
Seventh Court of Appeals District, Amarillo		
Eighth Court of Appeals District, El Paso		
Ninth Court of Appeals District, Beaumont		
Tenth Court of Appeals District, Waco		
Eleventh Court of Appeals District, Eastland		
Twelfth Court of Appeals District, Tyler		
Thirteenth Court of Appeals District, Corpus Christi		
Fourteenth Court of Appeals District, Houston		
Office of Court Administration, Texas Judicial Council		
State Prosecuting Attorney, Office of the		
State Law Library		
Court Reporters Certification Board		
State Commission on Judicial Conduct		
Judiciary Section, Comptroller's Department		
Subtotal, Judiciary	\$	\$
Retirement and Group Insurance		
Social Security and Benefit Replacement Pay		
Subtotal, Employee Benefits	\$	\$
Lease Payments		
Article IV, Special Provisions		
<b>TOTAL, ARTICLE IV - The Judiciary</b>	<b>\$</b>	<b>\$</b>



**RECAPITULATION - ARTICLE IV  
THE JUDICIARY  
(Other Funds)**

	For the Years Ending	
	August 31, 2000	August 31, 2001
Supreme Court of Texas	\$ 2,250,000	\$ 2,250,000
Court of Criminal Appeals	3,850,000	3,850,000
Contingency Appropriations	<u>1,540,000</u>	<u>3,850,000</u>
Total	5,390,000	7,700,000
First Court of Appeals District, Houston		
Second Court of Appeals District, Fort Worth		
Third Court of Appeals District, Austin		
Fourth Court of Appeals District, San Antonio		
Fifth Court of Appeals District, Dallas		
Sixth Court of Appeals District, Texarkana		
Seventh Court of Appeals District, Amarillo		
Eighth Court of Appeals District, El Paso		
Ninth Court of Appeals District, Beaumont		
Tenth Court of Appeals District, Waco		
Eleventh Court of Appeals District, Eastland		
Twelfth Court of Appeals District, Tyler		
Thirteenth Court of Appeals District, Corpus Christi		
Fourteenth Court of Appeals District, Houston		
Office of Court Administration, Texas Judicial Council	4,682,031	5,086,288
State Prosecuting Attorney, Office of the		
State Law Library	64,369	64,369
Court Reporters Certification Board		
State Commission on Judicial Conduct		
Judiciary Section, Comptroller's Department	<u>13,794,418</u>	<u>13,814,742</u>
Subtotal, Judiciary	<u>\$ 26,180,818</u>	<u>\$ 28,915,399</u>
Retirement and Group Insurance	914,272	956,216
Social Security and Benefit Replacement Pay	<u>443,843</u>	<u>452,016</u>
Subtotal, Employee Benefits	<u>\$ 1,358,115</u>	<u>\$ 1,408,232</u>
Lease Payments		
Article IV, Special Provisions		
Less Interagency Contracts	<u>\$ 4,691,688</u>	<u>\$ 5,095,945</u>
<b>TOTAL, ARTICLE IV - The Judiciary</b>	<u><u>\$ 22,847,245</u></u>	<u><u>\$ 25,227,686</u></u>

**RECAPITULATION - ARTICLE IV  
THE JUDICIARY  
(All Funds)**

	For the Years Ending	
	August 31, 2000	August 31, 2001
Supreme Court of Texas	\$ 7,203,420	\$ 7,193,386
Court of Criminal Appeals	11,850,500	7,841,499
Contingency Appropriations	<u>1,540,000</u>	<u>3,850,000</u>
Total	13,390,500	11,691,499
First Court of Appeals District, Houston	2,468,641	2,194,891
Second Court of Appeals District, Fort Worth	2,054,675	1,808,425
Third Court of Appeals District, Austin	1,848,322	1,615,822
Fourth Court of Appeals District, San Antonio	2,052,275	1,806,025
Fifth Court of Appeals District, Dallas	3,482,194	3,153,444
Sixth Court of Appeals District, Texarkana	1,073,129	881,879
Seventh Court of Appeals District, Amarillo	1,318,291	1,113,291
Eighth Court of Appeals District, El Paso	1,317,402	1,112,402
Ninth Court of Appeals District, Beaumont	1,073,679	882,529
Tenth Court of Appeals District, Waco	1,053,403	862,152
Eleventh Court of Appeals District, Eastland	1,068,929	877,679
Twelfth Court of Appeals District, Tyler	1,074,929	883,679
Thirteenth Court of Appeals District, Corpus Christi	1,845,322	1,612,822
Fourteenth Court of Appeals District, Houston	2,469,841	2,196,091
Office of Court Administration, Texas Judicial Council	12,589,803	10,823,256
Contingency Appropriations	<u>1,000,000</u>	<u>1,000,000</u>
Total	12,589,803	11,823,256
State Prosecuting Attorney, Office of the State Law Library	336,415 956,052	336,415 872,082
Court Reporters Certification Board	111,102	111,187
Contingency Appropriations	<u>1,065</u>	<u>5,420</u>
Total	112,167	116,607
State Commission on Judicial Conduct	706,102	706,102
Judiciary Section, Comptroller's Department	75,785,516	75,809,762
Contingency Appropriations	<u>6,784,848</u>	<u>6,972,012</u>
Total	<u>82,570,364</u>	<u>82,781,774</u>
 Subtotal, Judiciary	 <u>\$ 142,065,855</u>	 <u>\$ 136,522,252</u>
Retirement and Group Insurance	35,368,973	36,710,813
Social Security and Benefit Replacement Pay	<u>7,253,793</u>	<u>7,331,061</u>
 Subtotal, Employee Benefits	 <u>\$ 42,622,766</u>	 <u>\$ 44,041,874</u>
Lease Payments	2,280,290	2,380,436

**RECAPITULATION - ARTICLE IV  
THE JUDICIARY  
(All Funds)  
(Continued)**

	For the Years Ending	
	August 31, 2000	August 31, 2001
Article IV, Special Provisions		
Rider Appropriations	<u>263,339</u>	<u>          </u>
Total	<u>263,339</u>	<u>          </u>
Less Interagency Contracts	<u>\$ 4,691,688</u>	<u>\$ 5,095,945</u>
TOTAL, ARTICLE IV - The Judiciary	<u>\$ 182,540,562</u>	<u>\$ 177,848,617</u>
Number of Full-time Equivalent Positions (FTE)	1,276.5	1,294.5



## ARTICLE V

### PUBLIC SAFETY AND CRIMINAL JUSTICE

Section 1. The several sums of money herein specified, or so much thereby as may be necessary, are appropriated out of any funds in the State Treasury not otherwise appropriated, or out of special funds as indicated, for the support, maintenance, or improvement of the designated public safety and criminal justice agencies.

#### ADJUTANT GENERAL'S DEPARTMENT

	For the Years Ending	
	August 31, 2000	August 31, 2001
<b>A. Goal: PROVIDE CAPABLE RESPONSE</b>		
To provide a professional, fully-trained force capable of responding to federal and state requirements.		
<b>Outcome (Results/Impact):</b>		
Percentage Assigned of Authorized Military Strength	95%	95%
<b>A.1.1. Strategy: MANAGEMENT SUPPORT</b>	\$ 68,000	\$ 68,000
Provide an effective personnel management program to support an optimal force structure for federal and state missions.		
<b>Efficiencies:</b>		
Average Cost of Management Support per Assigned Guardsperson	3.34	3.34
<b>Explanatory:</b>		
Authorized Military Strength	22,209	22,209
<b>A.2.1. Strategy: OPERATIONS AND TRAINING</b>	\$ 1,234,000	\$ 1,234,000
Execute an effective operations and training program to ensure accomplishment of federal and state missions.		
<b>Efficiencies:</b>		
Average Cost of State Support per Guardsperson Completing Training	11.5	11.5
<b>A.3.1. Strategy: MAINTAIN EQUIPMENT</b>	\$ 321,500	\$ 321,500
Sustain an effective program of equipment maintenance and modernization for the Texas National Guard.		
<b>Efficiencies:</b>		
Average State Cost for Maintaining Equipment per Guardsperson	15.81	15.81
<b>A.4.1. Strategy: FACILITIES MODERNIZATION</b>	\$ 8,885,866	\$ 8,930,739
Pursue effective facilities modernization and maintenance programs while sustaining a security program for selected facilities (excludes facilities on Texas Military Facilities Commission property).		
<b>Efficiencies:</b>		
Total Maintenance Cost per Square Foot, all Buildings (less those on Texas Military Facilities Commission Property)	2.41	2.41

**ADJUTANT GENERAL'S DEPARTMENT**  
(Continued)

<b>A.4.2. Strategy:</b> DEBT SERVICE	\$ 4,314,390	\$ 4,316,191
Support the Texas Military Facilities Commission in the construction/maintenance of new armories by paying rent (includes debt service on outstanding revenue bonds, insurance, and administrative fees).		
<b>A.4.3. Strategy:</b> UTILITIES	<u>\$ 3,981,710</u>	<u>\$ 4,120,527</u>
Pay for the cost of the department's utilities and sustain a comprehensive and effective utilities conservation program throughout the department, including armories.		
<b>Efficiencies:</b>		
Utilities Cost per Square Foot, all Buildings	.71	.73
<b>Total, Goal A: PROVIDE CAPABLE RESPONSE</b>	<u>\$ 18,805,466</u>	<u>\$ 18,990,957</u>
 <b>B. Goal: COMMUNITY SUPPORT</b>		
Expand and maintain individual and unit involvement that support and add value to our communities and tell the Guard story.		
<b>B.1.1. Strategy:</b> COMMUNITY SUPPORT	\$ 795,000	\$ 995,000
Expand the department's community support program to include all department personnel.		
<b>Output (Volume):</b>		
Number of Missions Performed Supporting Federal, State, and Local Drug Law Enforcement Agencies	625	625
 <b>C. Goal: PURSUE CLEANER ENVIRONMENT</b>		
Aggressively pursue a cleaner environment through the identification and correction of deficiencies and implementation of environmental protection measures.		
<b>C.1.1. Strategy:</b> ENVIRONMENTAL CLEAN-UP	\$ 2,420,500	\$ 2,347,500
Conduct environmental remediation/restoration, compliance, and conservation/prevention projects throughout the department.		
 <b>D. Goal: INDIRECT ADMINISTRATION</b>		
<b>D.1.1. Strategy:</b> INDIRECT ADM & SUPP COSTS	<u>\$ 6,225,069</u>	<u>\$ 6,225,069</u>
Indirect Administration		
 <b>Grand Total, ADJUTANT GENERAL'S DEPARTMENT</b>	 <u>\$ 28,246,035</u>	 <u>\$ 28,558,526</u>
 <b>Method of Financing:</b>		
General Revenue Fund	\$ 11,349,785	\$ 11,492,101
Adjutant General Federal Fund No. 449	16,676,250	16,846,425
Appropriated Receipts	<u>220,000</u>	<u>220,000</u>
<b>Total, Method of Financing</b>	<u>\$ 28,246,035</u>	<u>\$ 28,558,526</u>
 <b>Number of Full-time Equivalent Positions (FTE)</b>	 410.0	 410.0
 <b>Schedule of Exempt Positions</b>		
Adjutant General, Group 3	\$89,500	\$89,500

1. **Capital Budget.** None of the general revenue funds appropriated above may be expended for capital budget items except as listed below. The amounts shown below shall be expended only for the purposes shown and are not available for expenditure for other purposes. Amounts

**ADJUTANT GENERAL'S DEPARTMENT**  
(Continued)

appropriated above and identified in this provision as appropriations either for "Lease Payments to the Master Lease Purchase Program" or for items with an "(MLPP)" notation shall be expended only for the purpose of making lease-purchase payments to the Texas Public Finance Authority pursuant to the provisions of V.T.C.S., Art. 601d, Sec. 9A. This section does not limit the use of federal funds obtained by the department.

	2000	2001
a. Repair or Rehabilitation of Buildings and Facilities	\$ 395,770	\$ 413,860
b. Transportation Items	\$ 20,000	\$ 20,000
Total, Capital Budget	\$ 415,770	\$ 433,860

Method of Financing (Capital Budget):

General Revenue Fund	\$ 364,040	\$ 406,960
Adjutant General Federal Fund No. 449	51,730	26,900
Total, Method of Financing	\$ 415,770	\$ 433,860

2. **Support and Maintenance Expenditures.** It is hereby provided that all monies currently appropriated to the Adjutant General's Department for support and maintenance of the Texas National Guard are authorized for like expenditures for the support and maintenance, including organization, of units of the Texas State Guard supplementing the Texas National Guard or replacing National Guard units inducted into Federal service.
3. **Transferability.** The Adjutant General's Department is hereby authorized to transfer such amounts as may be necessary from one strategy to another strategy. No transfers shall be made into Strategy A.4.2., Debt Service.
4. **Travel Limitations.** Subject to the travel limitations set out in the General Provisions of this Act, the Adjutant General's Department shall pay the travel expenses of members of the National Guard when said members are acting as official representatives of the Adjutant General's Department on behalf of the Texas National Guard.
5. **Payment of Travel - Limitation.** None of the funds appropriated above may be expended for the payment of travel of any officer or employee, except the Adjutant General of the State of Texas, Assistant Adjutant General-Army, Assistant Adjutant General-Air, and State Judge Advocate or the Adjutant General's designee for any one of these officers, to meetings of the National Guard Association of the United States.
6. **Armory Closure.** It is the intent of the Legislature that the Adjutant General's Department not close any armories due solely to insufficient funds to pay for utilities.
7. **Armory Utilities.** The Adjutant General's Department shall study each armory to ensure utility costs are kept to a minimum and the Adjutant General's Department shall charge rental fees for armories that are comparable to fees charged for similar facilities in the area where the armory is located. In any case, the rent charged must be adequate to recover any additional utility costs associated with the rental of the armory.
8. **Federally Funded Projects.** Federal funds for any 100 percent federally funded project are hereby appropriated, and related additional federally funded personnel are authorized.

## ADJUTANT GENERAL'S DEPARTMENT

(Continued)

9. **Road Construction and Maintenance at Camp Mabry Facilities.** The Texas Department of Transportation shall construct, repair, and maintain roads in and providing access to and from Camp Mabry facilities.
10. **Quarters and Utilities Allowance.** The Adjutant General, Assistant Adjutant General-Air, and the Assistant Adjutant General-Army are authorized to live in state-owned housing as set forth in Article IX, Section 10.18 of this Act. The Adjutant General's Department may also allocate existing department housing to other department employees with a demonstrated need based on location and job description at a rate in accordance with Article IX, Section 10.18 of this Act. Fees for employee housing are hereby reappropriated to be used for maintaining employee housing.
11. **Appropriation - Billet Receipts.** All billet receipts in excess of those shown in the method of finance above are hereby appropriated for use in Strategy A.4.1., Facilities Modernization.
12. **Unexpended Balances, Payments to National Guard for State Active Duty.** Any unexpended balances as of August 31, 2000, in Strategy A.2.1., Operations and Training, for payments to the National Guard for State Active Duty, are hereby reappropriated for the same purpose for the fiscal year beginning September 1, 2000.
13. **Cash Flow Contingency.** Contingent upon the receipt of federal funds, the Adjutant General's Department may temporarily utilize additional general revenue funds, pending receipt of federal reimbursement, in an amount not to exceed \$2 million. The general revenue amounts utilized above the Department's general revenue method of finance must be repaid upon receipt of federal reimbursement and shall be utilized only for the purpose of temporary cash flow needs. These transfers and repayments shall be credited to the fiscal year being reimbursed and shall be in accordance with procedures established by the Comptroller of Public Accounts. All transfers of the method of finance shall be reported by the Department to the Governor and the Legislative Budget Board.
14. **Travel Limitations - State Guard.** Subject to the travel limitations set out in the General Provisions of this Act, the Adjutant General's Department may pay the travel expenses of members of the Texas State Guard when said members are acting as official representatives of the Adjutant General's Department on behalf of the Texas State Guard.

## ALCOHOLIC BEVERAGE COMMISSION

For the Years Ending	
August 31, 2000	August 31, 2001

**A. Goal: REGULATE DISTRIBUTION**

To promote the health, safety and welfare of the public and the well-being of the alcoholic beverage industry by taking positive steps to ensure voluntary compliance with the law and deter the illegal manufacture, distribution, sale or consumption of alcoholic beverage products.

**Outcome (Results/Impact):**

Percent of Criminal Cases Resulting in Conviction	90%	90%
---	-----	-----

**A.1.1. Strategy: DETER/DETECT VIOLATIONS**

Deter and detect violations of the Alcoholic Beverage Code by inspecting licensed establishments, by

	\$ 16,007,114	\$	15,365,482
--	---------------	----	------------



# ALCOHOLIC BEVERAGE COMMISSION

(Continued)

investigating complaints and by providing or sponsoring educational programs that promote voluntary compliance and increase the public's awareness of the state's alcoholic beverages laws.

**Output (Volume):**

Number of Inspections Made	107,207	107,207
----------------------------	---------	---------

**Efficiencies:**

Average Cost per Inspection	138.43	134.59
-----------------------------	--------	--------

**B. Goal: PROCESS TABC APPLICATIONS**

Process alcoholic beverage license/permit applications and to issue licenses/permits in compliance with the Alcoholic Beverage Code.

**Outcome (Results/Impact):**

Percent of Original License/Permit Applications Processed Within 14 Days	95%	95%
--	-----	-----

**B.1.1. Strategy: ENSURE LAW COMPLIANCE**

Ensure compliance with laws regarding ownership of permits/licenses, tax security, and other licensing requirements.

	\$ 1,563,966	\$ 1,526,428
--	--------------	--------------

**C. Goal: COLLECT FEES AND TAXES**

To ensure compliance with the Alcoholic Beverage Code in the manufacturing, importing, exporting, transporting, storing, selling, serving, and distributing of alcoholic beverages.

**Outcome (Results/Impact):**

Percent of Agency Contacts Expressing Satisfaction With Compliance Functions	97%	97%
--	-----	-----

**C.1.1. Strategy: COMPLIANCE MONITORING**

Inspect, investigate and analyze all segments of the alcoholic beverage industry, verify the accuracy and timeliness of tax reporting payments, and initiate any necessary compliance and/or administrative actions for failure to comply, while providing instruction to promote voluntary compliance.

	\$ 2,195,769	\$ 2,170,246
--	--------------	--------------

**Output (Volume):**

Number of Inspections, Analyses and Compliance Activities	81,190	81,190
---	--------	--------

**Efficiencies:**

Average Cost Per Inspection, Analyses, Compliance Activities and Report Analyzations	24.3	24.3
--	------	------

**C.2.1. Strategy: PORTS OF ENTRY**

Identify high traffic loads and strategically place personnel or equipment at ports of entry to more effectively regulate the personal importation of alcoholic beverages and cigarette. Non-transferable.

	<u>\$ 2,207,977</u>	<u>\$ 2,212,009</u>
--	---------------------	---------------------

**Output (Volume):**

Number of Alcoholic Beverage Containers and Cigarette Packages Stamped	2,800,000	2,800,000
--	-----------	-----------

**Total, Goal C: COLLECT FEES AND TAXES**

	<u>\$ 4,403,746</u>	<u>\$ 4,382,255</u>
--	---------------------	---------------------

**D. Goal: INDIRECT ADMINISTRATION**

**D.1.1. Strategy: CENTRAL ADMINISTRATION**

	\$ 1,241,481	\$ 1,284,712
--	--------------	--------------

**D.1.2. Strategy: INFORMATION RESOURCES**

	\$ 996,927	\$ 1,030,367
--	------------	--------------

**ALCOHOLIC BEVERAGE COMMISSION**  
(Continued)

<b>D.1.3. Strategy:</b> OTHER SUPPORT SERVICES	\$ <u>486,371</u>	\$ <u>512,960</u>
<b>Total, Goal D:</b> INDIRECT ADMINISTRATION	\$ <u>2,724,779</u>	\$ <u>2,828,039</u>
<b>Grand Total, ALCOHOLIC BEVERAGE COMMISSION</b>	\$ <u>24,699,605</u>	\$ <u>24,102,204</u>

**Method of Financing:**

General Revenue Fund	\$ 24,197,141	\$ 23,599,740
Appropriated Receipts	140,000	140,000
Interagency Contracts	<u>362,464</u>	<u>362,464</u>
<b>Total, Method of Financing</b>	\$ <u>24,699,605</u>	\$ <u>24,102,204</u>

**Other Direct and Indirect Costs Appropriated Elsewhere in this Act**

	\$ 5,995,133	\$ 6,087,997
--	--------------	--------------

<b>Number of Full-time Equivalent Positions (FTE)</b>	501.0	501.0
<b>Number of FTEs in Riders</b>	26.5	26.5

**Schedule of Exempt Positions**

Administrator, Group 3	\$83,991	\$83,991
------------------------	----------	----------

1. **Capital Budget.** None of the funds appropriated above may be expended for capital budget items except as listed below. The amounts shown below shall be expended only for the purposes shown and are not available for expenditure for other purposes. Amounts appropriated above and identified in this provision as appropriations either for "Lease payments to the Master Lease Purchase Program" or for items with an "(MLPP)" notation shall be expended only for the purpose of making lease-purchase payments to the Texas Public Finance Authority pursuant to the provisions of V.T.C.S., Art. 601d, Sec. 9A.

	<u>2000</u>	<u>2001</u>
<b>Out of the General Revenue Fund:</b>		
a. Acquisition of Information Resource Technologies		
(1) Acquisition of Radio Equipment (MLPP)	\$ 330,430	\$ 48,368
(2) Computer Equipment	<u>\$ 165,000</u>	<u>\$ 0</u>
<b>Total, Acquisition of Information Resource Technologies</b>	\$ <u>495,430</u>	\$ <u>48,368</u>
b. Transportation Items		
(1) Fleet Acquisition (MLPP Payments for 1996-97 Acquisitions)	40,820	0
(2) Fleet Acquisition (MLPP Payments for 1998-99 Acquisitions)	951,063	563,275
(3) Fleet Acquisitions (72 Vehicles)	<u>\$ 640,000</u>	<u>\$ 800,000</u>
<b>Total, Transportation Items</b>	\$ <u>1,631,883</u>	\$ <u>1,363,275</u>
<b>Total, Capital Budget</b>	<u>\$ 2,127,313</u>	<u>\$ 1,411,643</u>

**ALCOHOLIC BEVERAGE COMMISSION**  
(Continued)

2. **Hazardous Duty Pay Authorized.** The Alcoholic Beverage Commission is authorized to pay hazardous duty pay at a rate of seven dollars (\$7.00) per month for each year of state service up to and including the 30th year of service, to any commissioned law enforcement personnel as prescribed by law.

It is further provided that individuals who had received hazardous duty pay as of August 31, 1981, shall continue to receive hazardous duty pay for the biennium beginning with the effective date of this act. Individuals hired after August 31, 1981, shall not receive hazardous duty pay unless so authorized by Section 659.062, Government Code.

3. **Witness Expenses Authorized.** No other provisions of this Article shall prevent payment by the State of Texas of salaries and expenses incurred by representatives of the Alcoholic Beverage Commission in attendance on state or federal grand jury proceedings, and who may be called as witnesses in the trial of criminal or civil cases in state or federal courts involving offenses complained of against state or federal liquor regulatory or revenue laws. It is further provided that any fees collected by such representatives in performing such duties shall be deposited in the State Treasury to the credit of the appropriations made above.
4. **Revolving Fund.** The revolving change fund created by prior Legislatures in the amount of \$7,500 for use at the several International Bridges is hereby reappropriated for the biennium beginning with the effective date of this Act for the same purposes.
5. **State Police Agency.** For purposes of application to the federal government for licenses, permits, or other authorizations, including radio frequencies, or for law enforcement assistance grants, the Texas Alcoholic Beverage Commission shall be considered a state police agency in accordance with the Alcoholic Beverage Code and other applicable laws.
6. **Fleet of Motor Vehicles Authorized.** It is the intent of the Legislature that the agency purchase and maintain a fleet of vehicles. If these vehicles are unmarked for law enforcement purposes, these vehicles shall be utilized only by personnel who are commissioned peace officers or those persons responsible for the maintenance and repair of these vehicles. Vehicles which are properly marked pursuant to state requirements, may be utilized for other legitimate agency purposes as needed by personnel employed in the Enforcement Division.
7. **Purchase of Evidence Authorized.** From the amounts authorized above, the Texas Alcoholic Beverage Commission is hereby authorized to establish a cash fund not to exceed \$50,000 for the purchase of evidence and/or information and surveillance expenses deemed necessary by the Commission.
8. **Appropriations Limited to Revenue Collections.** It is the intent of the Legislature that fees, fines and other miscellaneous revenues as authorized and generated by the agency cover, at a minimum, the cost of the appropriations made above as well as an amount equal to the amount identified above in the informational item "Other Direct and Indirect Costs Appropriated Elsewhere in this Act." In the event that actual and/or projected revenue collections are insufficient to offset the costs identified by this provision, the Legislative Budget Board may direct that the Comptroller of Public Accounts reduce the appropriation authority provided above to be within the amount of revenue expected to be available.
9. **Agent Training.** It is the intent of the Legislature that the Texas Alcoholic Beverage Commission, as part of its initial and ongoing training of its certified peace officers, emphasize the evidentiary threshold required in prosecution of criminal cases as it applies to minors in possession of alcoholic beverages.

**ALCOHOLIC BEVERAGE COMMISSION**  
(Continued)

**10. Clothing Provisions.**

- a. A commissioned officer who received a \$1,200 clothing allowance pursuant to the Appropriations Act during the 1998-99 biennium shall receive a \$1,200 clothing allowance in the 2000-01 biennium.
- b. It is the intent of the Legislature that no person shall receive a \$1,200 clothing allowance unless eligible in subsection (a).
- c. An individual who is newly hired or newly commissioned after September 1, 1997 is eligible to receive a \$500 cleaning allowance. No rank other than that of Agent is entitled to a \$500 cleaning allowance.
- d. TABC may purchase uniforms for Tax Collectors at International Bridges.

**11. Additional Capital Budget Authority: Personal Computer Replacements.** In addition to the provisions of Rider 1., Capital Budget, the Alcoholic Beverage Commission is authorized to make capital purchases of not more than \$144,965 for the replacement of 112 personal computers from funds appropriated by this Act.

**12. Contingency Appropriation for New Bridges.** Contingent upon the opening of Los Tomates Bridge, Eagle Pass II Bridge and Laredo IV Bridge, the Texas Alcoholic Beverage Commission is hereby appropriated \$315,087 for fiscal year 2000 (\$175,179 for Los Tomates, \$108,588 for Eagle Pass II, and \$31,320 for Laredo IV) and \$322,996 for fiscal year 2001 (\$166,764 for Los Tomates, \$101,208 for Eagle Pass II, and \$55,024 for Laredo IV) out of the General Revenue Fund to Strategy C.2.1., Ports of Entry, for the purpose of regulating the personal importation of alcoholic beverages and cigarettes. Also contingent upon the opening of one of the bridges listed, the "Number of Full-time Equivalent Positions" listed above is increased by 13 for fiscal year 2000 and by 13 for fiscal year 2001 (seven FTEs for Los Tomates, four FTEs for Eagle Pass II, and two FTEs for Laredo IV). This appropriation is also contingent upon the Texas Alcoholic Beverage Commission increasing fees and surcharges pursuant to Section 5.50 of the Alcoholic Beverage Code, by \$789,325 and providing such information as may be deemed necessary by the Comptroller of Public Accounts to issue a finding of fact that the increased revenues are estimated to be available in excess of: (1) the Comptroller's Biennial Revenue Estimate, including supplemental estimates used in certifying this Act, to fund the increased appropriations and benefits, and (2) the \$4,395,062 required to be raised in rider 13. Funds appropriated by this provision may be expended for capital budget purposes notwithstanding limitations on capital budget expenditures elsewhere in this Act.

**13. Contingency Appropriations.** Out of the amounts appropriated above in Strategy A.1.1., Deter/Detect Violations; Strategy B.1.1., Ensure Law Compliance; Strategy C.1.1., Compliance Monitoring; Strategy C.2.1., Ports of Entry; Strategy D.1.1., Central Administration; Strategy D.1.2., Information Resources; and Strategy D.1.3., Other Support Services, \$2,035,800 in fiscal year 2000 and \$1,763,189 in fiscal year 2001 are contingent upon the Texas Alcoholic Beverage Commission increasing fees and surcharges, pursuant to Section 5.50 of the Alcoholic Beverage Code, by \$4,395,062 and providing such information as may be deemed necessary by the Comptroller of Public Accounts to issue a finding of fact that the increased revenues are estimated to be available in excess of the Comptroller's Biennial Revenue Estimate, including supplemental estimates used in certifying this Act, to fund the increased appropriations and benefits. Also contingent on the Alcoholic Beverage Commission meeting the above revenue target, the "Number of Full-time Equivalent Positions (FTE)" indicated above is increased by 13.5 FTEs for fiscal year 2000 and 13.5 FTEs for fiscal year 2001.

## DEPARTMENT OF CRIMINAL JUSTICE

	For the Years Ending	
	August 31, 2000	August 31, 2001
<b>A. Goal: PROVIDE PRISON DIVERSIONS</b>		
To provide diversions to traditional prison incarceration by the use of community supervision and other community-based programs.		
<b>Outcome (Results/Impact):</b>		
Felony Community Supervision Annual Revocation Rate	9.3%	9.9%
<b>A.1.1. Strategy: BASIC SUPERVISION</b>		
Secure and distribute funding necessary to provide adequate basic community supervision services that meet required levels of supervision.	\$ 99,158,435	\$ 98,606,976
<b>Output (Volume):</b>		
Total Felony Offenders Under Direct Supervision	166,617	165,069
<b>A.1.2. Strategy: DIVERSION PROGRAMS</b>		
Allow for the development of programs to divert adult offenders to community-based programs and away from traditional incarceration.	\$ 61,021,956	\$ 61,021,956
<b>Output (Volume):</b>		
Number of Residential Beds Grant Funded	2,427	2,427
<b>A.1.3. Strategy: COMMUNITY CORRECTIONS</b>		
Provide formula-allocated aid to community-based correctional programs to encourage the development of alternatives to incarceration.	<u>\$ 44,906,752</u>	<u>\$ 44,906,752</u>
<b>Output (Volume):</b>		
Number of Residential Beds Funded	962	962
<b>Total, Goal A: PROVIDE PRISON DIVERSIONS</b>	<u>\$ 205,087,143</u>	<u>\$ 204,535,684</u>
<b>B. Goal: SPECIAL NEEDS OFFENDERS</b>		
To provide a comprehensive continuity of care system for special needs offenders through statewide collaboration and coordination.		
<b>Outcome (Results/Impact):</b>		
Percent Reduction of Arrests	20%	20%
<b>B.1.1. Strategy: SPECIAL NEEDS PROJECTS</b>		
Provide projects that coordinate multi-agency efforts for special needs offenders through case management and treatment services.	\$ 4,201,783	\$ 4,201,783
<b>Output (Volume):</b>		
Number of Special Needs Offenders Served Through the Continuity of Care Programs	5,801	5,801
<b>C. Goal: INCARCERATE FELONS</b>		
To provide for confinement, supervision, rehabilitation and reintegration of adult felons.		
<b>Outcome (Results/Impact):</b>		
Escapes as Percentage of Number of Inmates Incarcerated	.0095%	.0095%
Three-Year Recidivism Rate	37.8%	37.8%

**DEPARTMENT OF CRIMINAL JUSTICE**  
(Continued)

<b>C.1.1. Strategy:</b> SECURITY/CLASSIFICATION	\$ 750,084,565	\$ 754,739,397
Provide security resources and a classification system that ensures an appropriate environment.		
<b>Output (Volume):</b>		
Number of Inmates Incarcerated	120,697	121,934
<b>C.1.2. Strategy:</b> INSTITUTIONAL GOODS/SERVICES	\$ 360,200,854	\$ 351,803,875
Provide goods and services necessary to house and maintain the inmate population and operate institutional facilities.		
<b>Efficiencies:</b>		
Support Services Cost per Inmate Day	8.24	7.97
<b>C.1.3. Strategy:</b> PSYCHIATRIC CARE	\$ 43,245,393	\$ 43,611,004
Maintain and support a professional psychiatric care program capable of providing quality services to all inmates.		
<b>Output (Volume):</b>		
Psychiatric Inpatient Average Daily Census	1,950	1,950
<b>C.1.4. Strategy:</b> MANAGED HEALTH CARE	\$ 264,244,257	\$ 276,227,220
Maintain and support a professional managed health care program capable of providing quality services to all inmates.		
<b>Efficiencies:</b>		
Medical Care Cost per Inmate Day	5.48	5.54
<b>C.1.5. Strategy:</b> CONTRACTED/TEMPORARY CAPACITY	\$ 14,779,680	\$ 0
Provide for payments to counties and private entities for correctional bed capacity on a contractual/temporary basis.		
<b>Explanatory:</b>		
Average Number of Inmates in Contractual Correctional Bed Capacity	1,012	0
<b>C.2.1. Strategy:</b> TEXAS CORRECTIONAL INDUSTRIES	\$ 77,060,512	\$ 77,002,341
Prepare the inmate for reintegration into society by providing the opportunity for on-the-job training in Texas Correctional Industries.		
<b>Output (Volume):</b>		
Number of Inmates Assigned to the Texas Correctional Industries Program	6,900	6,900
<b>C.2.2. Strategy:</b> ACADEMIC/VOCATIONAL TRAINING	\$ 7,043,212	\$ 6,775,790
Offer post-secondary academic and vocational training needed for the further development of mental and job skills.		
<b>Output (Volume):</b>		
Inmate Students Enrolled	17,405	18,101
<b>C.2.3. Strategy:</b> INMATE TREATMENT SERVICES	\$ 13,046,615	\$ 13,112,197
Provide screening during the diagnostic/intake process that identifies special needs.		
<b>Output (Volume):</b>		
Number of Sex Offenders Receiving Psychological Counseling	2,600	2,600

**DEPARTMENT OF CRIMINAL JUSTICE**  
(Continued)

<b>C.2.4. Strategy:</b> SUBSTANCE ABUSE TREATMENT	\$ 67,398,904	\$ 67,415,421
Provide a substance abuse treatment program with well defined goals that includes a highly structured work environment, education, a graded system of rewards/sanctions, regular scheduled evaluation, and provides for post-release continuum of care.		
<b>Output (Volume):</b>		
Number of Confinees Completing Treatment in Substance Abuse Felony Punishment Facilities (SAFFP)	5,800	5,800
<b>C.3.1. Strategy:</b> CONTRACT PRISONS	\$ 43,195,613	\$ 43,077,592
Contract for prisons that provide eligible inmates with full-time work, education and/or programming.		
<b>Output (Volume):</b>		
Number of Inmates in Contract Prisons	4,078	4,078
<b>C.4.1. Strategy:</b> OPERATE STATE JAILS	<u>\$ 206,391,159</u>	<u>\$ 207,979,941</u>
Provide operations of the state jail facilities.		
<b>Output (Volume):</b>		
Average Inmate Population in State Jail Facilities	24,273	24,273
<b>Total, Goal C: INCARCERATE FELONS</b>	<u>\$ 1,846,690,764</u>	<u>\$ 1,841,744,778</u>
<b>D. Goal: ACCEPT INMATES IN 45 DAYS</b>		
Ensure that there are adequate housing and support facilities for convicted felons during confinement.		
<b>D.1.1. Strategy:</b> FACILITIES CONSTRUCTION	\$ U.B.	\$ U.B.
Construction and repair of facilities.		
<b>D.1.2. Strategy:</b> LEASE-PURCHASE OF FACILITIES	<u>\$ 20,664,823</u>	<u>\$ 18,796,456</u>
Provide for lease-purchase of facilities.		
<b>Total, Goal D: ACCEPT INMATES IN 45 DAYS</b>	<u>\$ 20,664,823</u>	<u>\$ 18,796,456</u>
<b>E. Goal: OPERATE PAROLE SYSTEM</b>		
To provide supervision and administer the range of options and sanctions available for felons' reintegration back into society following release from confinement.		
<b>Outcome (Results/Impact):</b>		
Releasee Annual Revocation Rate	13.2%	13.2%
<b>E.1.1. Strategy:</b> BOARD OF PARDONS & PAROLES	\$ 10,837,722	\$ 8,665,671
Consider eligible prisoners for release prior to completion of their sentence of confinement, exercise statutory authority for decision-making relative to parole or acts of clemency, and conduct revocation hearings as required by law.		
<b>Output (Volume):</b>		
Number of Parole Cases Considered	69,000	69,000
<b>E.1.2. Strategy:</b> PAROLE SELECTION	\$ 13,976,991	\$ 14,057,804
Provide necessary support to the Board of Pardons and Paroles and ensure compliance with all statutory requirements for parole, mandatory release, and executive clemency actions.		
<b>Output (Volume):</b>		
Number of Parole Cases Processed	33,818	28,921

**DEPARTMENT OF CRIMINAL JUSTICE**  
(Continued)

<b>E.2.1. Strategy:</b> PAROLE SUPERVISION	\$ 77,172,451	\$ 75,455,633
Supervise releasees according to legally-mandated ratios.		
<b>Output (Volume):</b>		
Number of Pre-Revocation Warrants Issued	27,996	27,624
<b>E.2.2. Strategy:</b> RESIDENTIAL PAROLE	\$ 38,504,647	\$ 38,405,758
Provide sufficient resources to ensure adequate surveillance and control of clients residing in pre-parole transfer, halfway houses, and work release facilities; and ensure residents receive appropriate assistance in making the transition from prison to community life.		
<b>Output (Volume):</b>		
Number of Pre-Parole Transferees in Pre-Parole Transfer Facilities	2,000	2,000
<b>E.2.3. Strategy:</b> PAROLE SANCTIONS	<u>\$ 18,666,946</u>	<u>\$ 18,616,478</u>
Provide facilities for the temporary confinement of technical parole/mandatory release violators which serve as a punitive option to full revocation.		
<b>Output (Volume):</b>		
Number of Releasees in Intermediate Sanction Facilities	1,638	1,638
<b>Total, Goal E: OPERATE PAROLE SYSTEM</b>	<u>\$ 159,158,757</u>	<u>\$ 155,201,344</u>
<b>F. Goal: INDIRECT ADMINISTRATION</b>		
<b>F.1.1. Strategy:</b> CENTRAL ADMINISTRATION	\$ 37,323,524	\$ 37,323,524
<b>F.1.2. Strategy:</b> INFORMATION RESOURCES	\$ 38,540,111	\$ 15,601,160
<b>F.1.3. Strategy:</b> OTHER SUPPORT SERVICES	<u>\$ 4,081,996</u>	<u>\$ 4,081,996</u>
<b>Total, Goal F: INDIRECT ADMINISTRATION</b>	<u>\$ 79,945,631</u>	<u>\$ 57,006,680</u>
<b>Grand Total, DEPARTMENT OF CRIMINAL JUSTICE</b>	<u><u>\$ 2,315,748,901</u></u>	<u><u>\$ 2,281,486,725</u></u>
<b>Method of Financing:</b>		
<u>General Revenue Fund</u>		
General Revenue Fund	\$ 2,125,106,918	\$ 2,101,885,104
Education and Recreation Program Receipts	<u>61,553,416</u>	<u>62,139,531</u>
Subtotal, General Revenue Fund	<u>\$ 2,186,660,334</u>	<u>\$ 2,164,024,635</u>
<u>General Revenue Fund - Dedicated</u>		
Industrial Revolving Account No. 156	55,230,583	55,230,583
Compensation to Victims of Crime Account No. 469	<u>2,350,000</u>	<u>2,350,000</u>
Subtotal, General Revenue Fund - Dedicated	<u>\$ 57,580,583</u>	<u>\$ 57,580,583</u>
<u>Federal Funds</u>		
Federal Funds	303,666	303,666
Federal Funds for Incarcerated Aliens	<u>36,314,270</u>	<u>33,993,345</u>
Subtotal, Federal Funds	<u>\$ 36,617,936</u>	<u>\$ 34,297,011</u>



**DEPARTMENT OF CRIMINAL JUSTICE**  
(Continued)

<u>Other Funds</u>		
Appropriated Receipts	21,358,772	12,073,656
Interagency Contracts	9,632,433	9,632,433
Bond Proceeds - General Obligation Bonds	U.B.	U.B.
Criminal Justice Grants	<u>3,898,843</u>	<u>3,878,407</u>
Subtotal, Other Funds	<u>\$ 34,890,048</u>	<u>\$ 25,584,496</u>
<b>Total, Method of Financing</b>	<u><u>\$ 2,315,748,901</u></u>	<u><u>\$ 2,281,486,725</u></u>
<b>Number of Full-time Equivalent Positions (FTE)</b>	42,689.5	42,841.0
<b>Schedule of Exempt Positions</b>		
Executive Director, Group 6	\$150,000	\$150,000
Chairman, Board of Pardons and Paroles, Group 3	77,500	77,500
Parole Board Members, Group 3	(17) 75,000	(17) 75,000

1. **Capital Budget.** None of the funds appropriated above may be expended for capital budget items except as listed below. The amounts shown below shall be expended only for the purposes shown and are not available for expenditure for other purposes. Amounts appropriated above and identified in this provision as appropriations either for "Lease Payments to the Master Lease Purchase Program" or for items with an "(MLPP)" notation shall be expended only for the purpose of making lease-purchase payments to the Texas Public Finance Authority pursuant to the provisions of V.T.C.S., Art. 601d, Sec. 9A.

	<u>2000</u>	<u>2001</u>
a. Construction of Buildings and Facilities		
(1) Lease-purchase of Facilities	\$ 20,664,823	\$ 18,796,456
(2) Additional Prison Capacity	U.B.	U.B.
b. Construction of Roads	U.B.	U.B.
c. Transportation Items	11,500,000	1,500,000 & U.B.
d. Acquisition of Capital Equipment and Items		
(1) Acquisitions for Agency Operations	2,632,434	2,575,452
e. Acquisition of Information Resource Technologies		
(1) Lease Payments (MLPP) for 1998-99		
Acquisitions	66,326	66,023
(2) Computer and Software Acquisitions	8,025,264	U.B.
(3) Board of Pardons and Paroles Information Systems	2,205,510	U.B.
(4) Reengineering Project	13,320,789 & U.B.	U.B.
(5) Windham School District Administrative & Education Technology Upgrades	1,500,000	U.B.
f. Acquisition of Land and Other Real Property		
(1) Lease Payments (MLPP) for 1996-97 Acquisitions	<u>\$ 201,389</u>	<u>\$ 200,521</u>
<b>Total, Capital Budget</b>	<u><u>\$ 60,116,535</u></u>	<u><u>\$ 23,138,452</u></u>

**DEPARTMENT OF CRIMINAL JUSTICE**  
(Continued)

Method of Financing (Capital Budget):

General Revenue Fund	\$ 59,774,644	\$ 22,853,543
		& U.B.
General Revenue Fund - Dedicated - Industrial Revolving Account No. 156	341,891	284,909
Bond Proceeds - General Obligation Bonds	<u>U.B.</u>	<u>U.B.</u>
Total, Method of Financing	<u>\$ 60,116,535</u>	<u>\$ 23,138,452</u>

2. **Disposition of Construction Appropriation.** Construction appropriations may be used to pay salaries of engineers, architects, superintendents, supervisors and administrative expenses and support personnel of construction projects; architectural fees and the actual and necessary travel expenses incurred by them or their representatives in making special trips of inspection at the instance of the Board of Criminal Justice or the Department of Criminal Justice's Executive Director or designee during construction or repair of buildings or installation of fixed equipment in such buildings. The State Classification Officer shall approve job titles and rates of pay for such salaried positions.
  
3. **Temporary Loan of Construction Resources.** The Texas Department of Criminal Justice (TDCJ) may temporarily utilize materials and equipment acquired and personnel paid from one project appropriated or reappropriated for construction, repairs, and renovation, including construction of additional capacity, and building maintenance, to construct any other similar project for which funds have been appropriated. The receiving project must reimburse the providing project within twelve months with funds and/or a like amount of materials, equipment, equipment usage or personnel of equivalent value. Reimbursement with funds may be accomplished by transfer in a manner which records appropriate expenditures to the borrowing project and negative expenditures to the lending project. These transfers may be summary amounts in a manner approved by the Comptroller of Public Accounts. However, the TDCJ must maintain adequate detailed records to support such summary transfer amounts.
  
4. **Appropriation: Unexpended Balances of Construction Bonds.** Any unexpended balances as of August 31, 1999, for the Texas Department of Criminal Justice (TDCJ) in the general obligation bond appropriations made and/or reappropriated by the Seventy-fifth Legislature and Seventy-sixth Legislature for construction appropriations are hereby reappropriated, less \$1 million, to the TDCJ for the biennium beginning September 1, 1999, for the same purpose or for transfer and use in completing other authorized building projects in authorized amounts, provided that such reappropriated funds shall not be expended without approval of the Board of Criminal Justice and that copies of such approvals shall be filed with the Governor and the Legislative Budget Board. Unexpended balances reappropriated for the 2000-01 biennium may be used for facilities repair, rehabilitation projects, construction related personnel benefits, road and bridge construction projects, and other construction related costs. (fiscal year 1999 U.B. estimated to be \$60,231,070).
  
5. **Architectural Fees.** Notwithstanding other provisions of this Act, in those instances where inmate labor is used on construction projects, the Department of Criminal Justice is authorized to pay architectural fees based on the estimated total cost of a project as if it were to be done by a private contractor. The Department shall employ an independent firm, separate from the architect, to estimate the total cost of a project. Architectural fees based on the estimated cost shall be governed by other provisions of this Act.
  
6. **Construction Encumbrances.** Any funds legally encumbered for construction contracts for projects which are in effect as of August 31, 1999 are considered encumbered and may be carried forward to fiscal year 2000.

**DEPARTMENT OF CRIMINAL JUSTICE**  
(Continued)

7. **Oversight of Construction Projects.** The Department of Criminal Justice shall contract with the Texas Youth Commission and the Juvenile Probation Commission to provide construction management services for all Youth Commission and Juvenile Probation Commission construction projects involving the expenditure of bond funds.
8. **Review of Construction Change Orders.** It is the intent of the Legislature that the Texas Department of Criminal Justice (TDCJ), upon the review of any change order, develop a procedure whereby cause of such change order shall be determined and documented in the project file. If it is determined that the change was necessitated by the error or omission of any contracted party, the TDCJ shall hold such party financially responsible.
9. **Utilization of Existing Correctional Facilities.** It is the intent of the Legislature that full consideration be given to utilizing existing correctional facilities located in the State of Texas and currently owned or operated by federal or local governments. Appropriations to the Department may be used for the purposes of leasing, purchasing or contracting for operations if agreements can be reached which are beneficial to the State.
10. **Prison Construction Prioritization.** It is the intent of the Legislature that the Department of Criminal Justice prioritize any construction of additional capacity in such a way as to ensure the expeditious completion of any units on which work had been started and subsequently suspended.
11. **Salary Adjustment Authorized.** Notwithstanding other provisions of this Act, the Texas Department of Criminal Justice is authorized to adjust salaries of Correctional Officers I, Correctional Officers II, Correctional Officers III, and Sergeants of Correctional Officers positions to rates within the designated salary group, not to exceed Step 6, for the purpose of recruiting, employing and retaining career correctional personnel. Merit raises are prohibited for all Correctional Officers and Sergeants of Correctional Officers who are receiving or are eligible to receive step adjustments in the career ladder system.
12. **Appropriation: Meals Authorized.** Department employees assigned to work inside correctional facilities or on travel status may receive up to two free meals per shift and employees residing in employee dormitories may receive three free meals per day. None of the funds appropriated above shall be utilized to provide meals to other employees for a charge of less than \$1.00 per meal or to grow, purchase, prepare, or provide food products for employees to use at their homes. All meal fees received are appropriated above in Strategy C.1.2., Institutional Goods/Services. Any fees collected in excess of \$17,662 in fiscal year 2000 and \$17,662 in fiscal year 2001 are hereby appropriated to the Department for the same purpose.
13. **Restriction, Food Service.** The Texas Department of Criminal Justice may provide food items to employees in employee dining facilities, only after the food requirements of inmates are met. The food served to inmates shall be of the same quality as food served to employees.
14. **Payroll Deduction.** Fees for meals and other services will be made by payroll deduction whenever practical.
15. **Benefit Policy Required.** The Board of Criminal Justice shall adopt a written policy relating to benefits provided in Riders 12 and 17 specifying the criteria used to award these benefits to employees, and shall develop a system to account for all costs related to these benefits and all revenues from collection of fees. The Board of Criminal Justice policy shall be filed annually with the Governor's Office of Budget and Planning, the Legislative Budget Board, and the Legislative Reference Library.

**DEPARTMENT OF CRIMINAL JUSTICE**  
(Continued)

16. **Appropriation: State-Owned Housing Authorized.**
- a. The Department's Regional Directors, chief Wardens, Assistant Wardens, Majors of Correctional Officers, Captain of Correctional Officers, Lieutenant of Correctional Officers, Kennel Sergeants, Maintenance Supervisors, and Fire/Safety Managers at each facility are authorized to live in state-owned housing at rental rates determined by the Department.
  - b. Other Department employees may live in available state-owned housing as set forth in Article IX, Section 10.18, State Owned Housing - Recover Housing Costs of this Act.
  - c. All fees received for employee housing are appropriated above in Strategy C.1.2., Institutional Goods/Services to be used for maintaining employee housing. Any fees collected in excess of \$146,883 in fiscal year 2000 and \$146,883 in fiscal year 2001 are hereby appropriated to the Department for the same purpose.
  - d. Notwithstanding Article IX, Section 10.18 the Department may allocate housing at reduced or no cost to employees with a demonstrated need based on location and job description.
17. **Appropriation: Laundry Service.** The Department may launder or dry clean the uniforms of correctional officers at no charge. None of the funds appropriated above may be used to launder or dry clean other employee clothing or to provide other services unless fees are charged to recover the cost of providing the services. All fees collected for laundry and other related services are appropriated above in Strategy C.1.2., Institutional Goods/Services. Any fees collected in excess of \$557,542 in fiscal year 2000 and \$557,542 in fiscal year 2001 are hereby appropriated to the Department for the same purpose.
18. **Inmate Labor.** It is the intent of the Legislature that inmate labor not be used to provide personal services for employees; provided, however, that they may be used to provide maintenance and upkeep to state property and equipment.
19. **Employee Medical Care.** Appropriations made in this Act not otherwise restricted in use may also be expended to provide medical attention and hospitalization by correctional medical staff and the correctional hospital facilities, or to pay necessary medical expenses for employees injured while performing the duties of any hazardous position which is not reimbursed by workers' compensation and/or employees' state insurance. For the purpose of this section, "hazardous position" shall mean one for which the regular and normal duties inherently involve the risk of peril of bodily injury or harm. Appropriations made in this Act not otherwise restricted in use may also be expended for medical tests and procedures on employees that are required by federal or state law or regulations when the tests or procedures are required as a result of the employee's job assignment or when considered necessary due to potential or existing litigation.
20. **Compensatory Time.** Exceptions to the prohibition against substituting other days for holidays may be authorized by the Director of the Texas Department of Criminal Justice for employees who are required to work on holidays due to the continuing operation of the Department. Any employee who is required to work on any of the holidays authorized in the general provisions of this Act, and who does work on any of the said holidays, shall be entitled to compensating time off to be taken on such day as may be mutually agreed upon by the employee and his supervisor.
21. **Hazardous Duty Pay.** It is the legislative intent that all persons receiving hazardous duty pay as of August 31, 1985 continue to receive it. However, all persons hired after August 31, 1985 must occupy positions approved by the Texas Board of Criminal Justice and that meet statutory criteria to receive hazardous duty pay.

**DEPARTMENT OF CRIMINAL JUSTICE**  
(Continued)

22. **Employment Limitation.** It is the intent of the Legislature that no one shall be employed by the Department of Criminal Justice who, in the course of his official duties, conducted business with individuals or firms with which the employee has either a direct or indirect financial interest.

23. **Grievance Procedures.** The Board of Criminal Justice shall maintain employee disciplinary and grievance procedures in compliance with this section.

The Board's disciplinary procedures shall allow an employee of the department to be represented by a designee of the employee's selection who may participate in the hearing on behalf of an employee charged with any type of disciplinary violation.

The Board's grievance procedure shall attempt to solve problems through a process which recognizes the employee's right to bring grievances pursuant to the procedures in this section. The grievance procedure shall include either independent mediation or independent, non-binding arbitration of disputes between the employer and the employee if the disciplining authority recommends that the employee be terminated or the employee is terminated.

Any grievance or disciplinary hearing in which a department employee serves as a representative shall be held during normal business hours on a week day, unless the employer and employee agree otherwise. The employee subject to the hearing attends such hearing as a part of regular employment duties. An employee representative who is a department employee must obtain prior approval to be placed on unpaid leave to attend a hearing.

Nothing in this provision shall authorize expenditures of appropriated funds not authorized elsewhere in this Act.

24. **Transfer Authority Within and Between Goals.** Subject to Capital Budget provisions contained in this Act the Texas Department of Criminal Justice is authorized to transfer such amounts as may be necessary within appropriations made for each goal.

Funds may be transferred between goals; provided, that before any transfer between goals which will have the cumulative effect of changing expenditures for any goal by more than 20 percent of the amount appropriated for that goal for the fiscal year, written notification of intent to transfer be provided the Legislative and Executive Budget offices.

25. **Petty Cash Fund Authorized.** The local Petty Cash Revolving Fund in the amount of \$10,000 is continued for the biennium beginning September 1, 1999, and may be used to advance or reimburse transfer agents and for the care and maintenance of convicted felons while enroute to the department from points in Texas and elsewhere in the United States; and for the payment of C.O.D. freight and express charges and similar items requiring immediate cash disbursements. The funds shall be reimbursed by warrants drawn and approved by the Comptroller out of appropriated funds to the Texas Department of Criminal Justice.
26. **Revolving Fund Authorized.** The local Inmate Release Revolving Fund of \$500,000 is continued for each year of the biennium beginning September 1, 1999, and is deposited in a bank or banks in Texas; and all inmates released on parole, mandatory supervision, or conditional pardon shall be paid out of this fund. The fund shall be reimbursed by warrants drawn and approved by the Comptroller out of appropriated funds to the Texas Department of Criminal Justice.
27. **Appropriation: Agriculture Receipts.** It is the intent of the Legislature that each year of the biennium the Texas Department of Criminal Justice (TDCJ) may exchange agricultural products for other agricultural products and finished goods, and all revenue accruing from the sale of agricultural commodities or livestock and other revenues as they apply to sales of equipment, salvage, refunds and to recover damage claims are appropriated above in Strategy

**DEPARTMENT OF CRIMINAL JUSTICE**  
(Continued)

C.1.2., Institutional Goods/Services. Any revenues collected in excess of \$3,482,177 in fiscal year 2000 and \$3,482,177 in fiscal year 2001 are hereby appropriated to the Department for agricultural operations. Any unexpended balance up to \$2,000,000 remaining from revenues August 31, 1999 and August 31, 2000 is reappropriated to allow for continuity of agricultural production and sales cycles which do not conform to fiscal years (fiscal year 1999 U.B. estimated to be \$0).

28. **Appropriation: Acceptance of Grants, Gifts.** The Board of Criminal Justice is authorized to accept federal grants, donations and gifts, including those of real property, for the programs and projects of the agency. All such gifts, donations, and grants are appropriated above in Strategy C.1.1., Security/Classification, for the purposes for which they are made available; provided, however, that in taking advantage of or accepting such funds, the Board shall not incur any indebtedness which would necessitate a supplemental or additional appropriation out of any funds of this State nor deplete any of the funds herein appropriated to an amount which would necessitate a supplemental or additional appropriation out of any funds of this state to replenish said fund or funds. Any gifts, donations, and grants in excess of \$32,025 in fiscal year 2000 and \$32,025 in fiscal year 2001 are hereby appropriated to the Department for the purposes for which they are made available.
29. **Appropriation: Controlled Substance Receipts.** All funds received under Chapter 59, Code of Criminal Procedure, and Chapter 71, Property Code, V.T.C.A., by the Texas Department of Criminal Justice are hereby appropriated above in Strategy F.1.1., Central Administration, to be used for law enforcement purposes. Any funds unexpended at the close of each fiscal year are reappropriated for the following year (fiscal year 1999 U.B. estimated to be \$0).
30. **Supply Revolving Fund Authorized.** The State Comptroller shall establish a separate account from which consumable supply costs shall be paid. From funds herein appropriated, the Department may establish, maintain, and operate on a reimbursable basis a supply revolving fund which will contribute to the efficiency and economical operation of the Department.
- Rules shall be established to avoid depletion of the revolving fund. To reimburse the fund from which expenditures are made, the Department may make fund transfers from the appropriations of the activities which receive the supplies or may submit purchase vouchers through the Office of the State Comptroller.
31. **Appropriation: Texas Correctional Industries Receipts.** All Industrial Revolving receipts collected from the sales of products produced by Texas Correctional Industries (TCI) are appropriated above in Strategy C.2.1., Texas Correctional Industries from GR-Dedicated Account 156. Any Industrial Revolving receipts collected in excess of \$55,230,583 in fiscal year 2000 and \$55,230,583 in fiscal year 2001 are hereby appropriated to the Department for the continued production of TCI goods and services. Any unexpended and unobligated balance up to \$5,000,000 remaining from TCI revenues August 31, 1999 and August 31, 2000 is reappropriated to the Department for the same purpose. The State Comptroller shall transfer any unobligated fund balances from Industrial Revolving receipts in excess of \$5,000,000 to the General Revenue Fund at the end of each fiscal year. (fiscal year 1999 U.B. estimated to be \$2,091,809).
32. **Appropriation: Unexpended Balances for Increased Offender Populations.** In order to operate new correctional facilities or programs necessary for increased offender populations under the Department's supervision, unexpended balances from appropriations made to the Department of Criminal Justice for fiscal year 2000 are hereby reappropriated to the Department for fiscal year 2001 contingent upon written notification to the Governor and the Legislative Budget Board by the Texas Board of Criminal Justice, not less than 30 days prior to encumbrance, which details the amount and purpose of expenditures of funds carried forward into fiscal year 2001 under authority of this provision.

**DEPARTMENT OF CRIMINAL JUSTICE**  
(Continued)

33. **Transfer Limitation.** Upon any order from a federal court that requires the Texas Department of Criminal Justice to transfer funds from any appropriation made hereinabove, those funds which were attempted to be transferred shall lapse and the Comptroller shall return the amount appropriated to its respective source.
34. **Capital Expenditures Authorized.** Notwithstanding the limitations placed on the expenditure of funds for capital budget items contained in the general provisions of this Act, the Texas Department of Criminal Justice is hereby authorized to expend funds appropriated to the Texas Department of Criminal Justice for the acquisition of capital budget items and unforeseen building maintenance as approved by the Texas Board of Criminal Justice.
35. **Offender Management Automation.** It is the intent of the Legislature that the Department of Criminal Justice automate the offender management function to the greatest extent possible. To this end, the Department may contract for automation/reengineering assistance after receiving prior approval from the Department of Information Resources. Funds for this payment may come from benefits and savings as realized.
36. **Council on Impaired Offenders.** The Department shall continue current administrative, client services, and services of the Council on Offenders with Mental Impairments.
37. **Payments - County Prosecutors.** Out of funds appropriated above the district clerks in counties with Texas Department of Criminal Justice operational correctional facilities are to be allocated during each year of the biennium, an amount not to exceed \$12,000 annually, to be allocated in equal monthly installments for the purpose of supporting enhanced efforts to prosecute persons charged with controlled substances violations on Texas Department of Criminal Justice property.
38. **Appropriation: Recreational Facility Fees.** Fees charged for recreation facilities owned and operated by the Department are to be deposited in a special account with the Comptroller of Public Accounts. All recreational facility fees received are appropriated above in Strategy C.1.2., Institutional Goods/Services. Any fees collected in excess of \$37,594 in fiscal year 2000 and \$37,594 in fiscal year 2001 are hereby appropriated to the Department for continued operation and maintenance of the Department's recreational facilities. Any balances on hand August 31, 1999, are hereby reappropriated for the 2000-01 biennium for the operation and maintenance of the facilities (fiscal year 1999 U.B. estimated to be \$0 ).
39. **Purchasing Through Request for Proposal.** The Texas Department of Criminal Justice may purchase care, treatment services, and residential services through the *Request for Proposal* process.  
  
The Texas Department of Criminal Justice shall:
  - a. negotiate purchases to achieve fair and reasonable prices at rates that do not exceed any maximum provided by law, and
  - b. select service providers according to each provider's qualifications and demonstrated competence.
40. **Parole Supervision Ratio.** It is the intent of the Legislature that in fiscal years 2000 and 2001 a ratio of 75 active releaseses to one parole officer be maintained. The ratio will be calculated by dividing the number of supervising parole officers and caseworkers currently employed into the total number of releaseses supervised, exclusive of those under intensive and super intensive supervision, for which a ratio of 25 and 20 releaseses to one supervising officer respectively is to be maintained. In the event that this ratio is not maintained, the Texas Department of Criminal Justice shall file a statement documenting the reasons for noncompliance with the Legislative Budget Board and the Governor's Office of Budget and Planning.

**DEPARTMENT OF CRIMINAL JUSTICE**  
(Continued)

41. **Misdemeanor Funding.** The Texas Department of Criminal Justice shall distribute funds at a rate not to exceed \$.70 per day for each misdemeanor defendant directly supervised by a community supervision and corrections department. Funding for each misdemeanor defendant may not exceed the period of time authorized by statute.
42. **Battering Intervention Program.** Out of funds appropriated above in Strategy A.1.2., Diversion Programs, the Texas Department of Criminal Justice shall allocate \$950,000 in fiscal year 2000 and \$950,000 in fiscal year 2001 for funding the Battering Intervention and Prevention Program (BIPP) in the manner required by Article 42.141 of the Code of Criminal Procedure. The BIPP funding shall be from the GR-Dedicated Compensation to Victims of Crime Account No. 469. The BIPP shall be administered using a statewide allocation of direct grants from TDCJ to local non-profit organizations in the manner described in Texas Government Code, Section 509.011. Funds subject to this provision shall be allocated at the local level and designated for use only for these programs. Funds subject to this provision may not be utilized for administrative expenses of local community supervision and corrections departments nor may they be used to supplant local funding.
43. **Appropriation: Refunds of Unexpended Balances from CSCDs.** The Texas Department of Criminal Justice (TDCJ) shall maintain procedures to ensure that the state is refunded all unexpended and unencumbered balances of state funds held as of the close of this biennium by local community supervision and corrections departments (CSCDs). All fiscal years 1998-99 refunds received from CSCDs by TDCJ are appropriated above in Strategies A.1.1., Basic Supervision, A.1.2., Diversion Programs, A.1.3., Community Corrections, and C.2.4., Substance Abuse Treatment. Any Basic Supervision refunds received in excess of \$4,831,537 in fiscal year 2000 are hereby appropriated to TDCJ for Basic Supervision. Any Diversion Programs refunds received in excess of \$1,698,395 in fiscal year 2000 are hereby appropriated to TDCJ for Diversion Programs. Any Community Corrections refunds received in excess of \$2,217,436 in fiscal year 2000 are hereby appropriated to TDCJ for Community Corrections. Any Substance Abuse Treatment refunds received in excess of \$537,748 in fiscal year 2000 are hereby appropriated to TDCJ for the Treatment Alternative to Incarceration Program.
44. **TAIP Program.** The Department of Criminal Justice is directed to expend \$6.5 million each year of the biennium, transferred to the Department from the Texas Commission on Alcohol and Drug Abuse, on the Treatment Alternative to Incarceration Program as specified in Texas Government Code, Section 76.017.
45. **Transportation - Substance Abuse.** The Department of Criminal Justice shall provide transportation for inmates who are released from Substance Abuse Felony Punishment (SAFP) or In-Prison Therapeutic Community (IPTC) facilities and transferred to a residential setting.
46. **Project RIO.** It is the intent of the Legislature that the Texas Workforce Commission, the Texas Department of Criminal Justice, and the Texas Youth Commission together enhance the effectiveness of Project RIO by improving cohesive program delivery among the three agencies. The agencies shall together develop and implement a strategic plan for the implementation of a more cohesive and effective Project RIO program which will emphasize necessary skill development, rehabilitation and appropriate assessment of the offender prior to release. Not later than March 1, 2000, the strategic plan, jointly prepared by the three agencies, and including specific strategies, measures, timeframes for program improvement, and a methodology for program evaluation, shall be submitted to the Legislative Budget Board and the Governor. With regards to appropriations for Project RIO, while total project funds are appropriated to the Texas Workforce Commission, interagency contracts are to be maintained during the 2000-01 biennium with the Texas Department of Criminal Justice at no less than the funding and performance levels maintained as of August 31, 1999.
47. **Aircraft Authorization.** The Texas Department of Criminal Justice (TDCJ) is authorized to own or lease, operate, and maintain one aircraft and to replace it if necessary. In the event that a



**DEPARTMENT OF CRIMINAL JUSTICE**  
(Continued)

temporary need arises, the TDCJ is authorized to expend funds for the lease or rental of aircraft on an as needed basis.

48. **Expenditure Limitation.- Windham School District.** None of the funds provided to the Windham School District through the Texas Education Agency shall be expended unless the Board of Criminal Justice has approved an annual operating budget for the school district prior to the expenditure of any funds. The Department of Criminal Justice shall file a copy of that operating budget of the Windham School District with the Governor's Office, the Legislative Budget Board and the appropriate legislative oversight committees at the beginning of each fiscal year.
49. **Residential Status of Inmates.** All inmates of the Texas Department of Criminal Justice are, for educational purposes only, residents of the State of Texas.
50. **Post Secondary Education Programs.** Post secondary education courses shall only be available to inmates who have:
- a. demonstrated a clear and convincing record of rehabilitation while incarcerated, and
  - b. demonstrated an interest in a field of study that lends itself to performing specific and beneficial tasks while incarcerated, and
  - c. demonstrated the aptitude and capabilities to do college level study.

The costs of such post secondary education programs shall be reimbursed by the inmate as a condition of parole.

The Department of Criminal Justice shall not provide in-cell tutoring for inmates who are in administrative segregation.

The Department of Criminal Justice may not transfer appropriations out of Strategy C.2.2., Academic/Vocational Training.

51. **Appropriation: Education and Recreation Program Receipts.** All receipts collected from the operation of facility commissaries and all gifts and other income for inmate welfare accruing together with Education and Recreation Program account balances at the beginning of each year of the biennium beginning September 1, 1999 are hereby appropriated above in Strategy C.1.2., Institutional Goods/Services to the Department of Criminal Justice subject to the following provisions:
- a. all receipts collected shall be deposited in accordance with applicable statutes: (1) in the General Revenue Fund of the State Treasury; (2) in trust with the State Comptroller; or (3) in a local bank account on approval by the State Comptroller.
  - b. salaries of personnel employed by the Education and Recreation Program shall conform with the provisions of the Classification Plan except as otherwise provided by this Act.
  - c. funds deposited in Education and Recreation Program accounts shall be expended only with the advance, written approval of the Board of Criminal Justice.
  - d. it is the intent of the Legislature that Education and Recreation Program receipts be expended first for the construction, maintenance, equipment and operations of recreational facilities and for the income producing operations of the program. Any remaining balances may be expended for other programs benefiting the welfare of department confinees.

**DEPARTMENT OF CRIMINAL JUSTICE**  
(Continued)

Any Education and Recreation Program receipts collected in excess of \$61,553,416 in fiscal year 2000 and \$62,139,531 in fiscal year 2001 are hereby appropriated to the Department subject to the above-cited provisions.

52. **Private Sector Prison Industries Oversight Authority.** Out of funds appropriated above in Strategy E.2.2., Residential Parole, the Texas Department of Criminal Justice shall provide reimbursement of travel expenses incurred by members of the Private Sector Prison Industries Oversight Authority in accordance with the Texas Government Code, Section 497.055 and provisions of this Act related to the per diem of board or commission members.
53. **Appropriation: Sex Offender Notification Fees.** All fees collected from offenders for reimbursement to local law enforcement authorities for costs incurred in providing notice for publication to a newspaper in accordance with the Texas Government Code, Section 508.186, are appropriated above in Strategy E.2.1., Parole Supervision, for reimbursing local law enforcement authorities. Any fees collected in excess of \$10,000 in fiscal year 2000 and \$10,000 in fiscal year 2001 are hereby appropriated to the Department for the same purpose.
54. **Appropriation: Parole Supervision Fees.** All parole supervision fees collected from offenders in accordance with the Texas Government Code, Section 508.182, are appropriated above in Strategy E.2.1., Parole Supervision. Any fees collected in excess of \$5,772,000 in fiscal year 2000 and \$5,847,000 in fiscal year 2001 are hereby appropriated to the Department for Parole Supervision.
55. **Appropriation Transfers Between Fiscal Years.** In addition to the transfer authority provided elsewhere in this Act, the Texas Department of Criminal Justice may transfer appropriations in an amount not to exceed \$150 million made for fiscal year 2001 to fiscal year 2000, subject to the following conditions provided by this section:
  - a. transfers under this section may be made only:
    - (1) if correctional populations exceed the capacity of the Department, or
    - (2) if Federal Funds for Incarcerated Aliens appropriated in fiscal year 2000 to the Department are not received in the amount identified in the method of finance for that year, or
    - (3) for any other emergency expenditure requirements, including expenditures necessitated by public calamity.
  - b. a transfer authorized by this section above must receive the prior approval of the Governor and the Legislative Budget Board.
  - c. the Comptroller of Public Accounts shall cooperate as necessary to assist the completion of a transfer and spending made under this section.
56. **Texas Correctional Industries Advisory Committee.** Out of funds appropriated above in Strategy C.2.1., Texas Correctional Industries, the Texas Department of Criminal Justice shall provide reimbursement of travel expenses incurred by members of the Texas Correctional Industries Advisory Committee for duties performed in accordance with the Government Code, Section 497.003 and subject to provisions of this Act related to the per diem of board or commission members.
57. **Appropriation: Unexpended Balances of Reengineering Project Funds.** Any unexpended balances as of August 31, 1999, in appropriations made to the Texas Department of Criminal Justice in Strategy F.1.2., Information Resources, for reengineering are hereby reappropriated to

**DEPARTMENT OF CRIMINAL JUSTICE**  
(Continued)

the Department for the biennium beginning September 1, 1999, for continuation of the Department's reengineering project. (estimated to be \$9,800,000)

58. **Harris County Boot Camp.** Out of funds appropriated above in Strategy A.1.2., Diversion Programs, \$6,500,000 in fiscal year 2000 and \$6,500,000 in fiscal year 2001 in discretionary grants shall be made to the Harris County Community Supervision and Corrections Department for the continued operations of the Harris County Boot Camp.
59. **Faith-Based Rehabilitation Programs.** Out of funds appropriated above in Strategy C.2.3., Inmate Treatment Services, the Texas Department of Criminal Justice shall allocate \$150,000 in fiscal year 2000 and \$150,000 in fiscal year 2001 to fund the enhancement of Faith-Based Rehabilitation Programs, staffing needs and new services as determined by TDCJ Director of Programs and Services Division who will be responsible for the distribution of the additional funding.
60. **Managed Health Care - Reporting Requirements.** The Correctional Managed Health Care Advisory Committee is required to submit to the Legislative Budget Board and Governor a report detailing:
  - a. correctional managed health care actual and projected expenditures for on-site, off-site and pharmaceutical costs;
  - b. health care cost or inmates over age 55 including utilization data; and
  - c. other health care information determined by the Office of the Governor and the Legislative Budget Board.Such reports shall be submitted on a quarterly basis.
61. **Managed Health Care - Actuarial Study.** The Correctional Managed Health Care Advisory Committee shall contract for an actuarial study of its capitation rate including an analysis of costs that should be included or excluded in developing its on-site and off-site capitation rates.
62. **Hepatitis B Testing Pilot Program.** Out of funds appropriated above to the Texas Department of Criminal Justice in Strategy C.1.4., Managed Health Care, \$12,322,490 is appropriated for the 2000-01 biennium for the prevention of the spread of Hepatitis B. Prior to vaccinating the inmate population, the Correctional Managed Health Care Advisory Committee shall develop a pilot program, including testing for the presence of the disease or natural antibodies from a sample population, to determine the most efficient and cost-effective approach to containing the spread of Hepatitis B.
63. **Managed Health Care Operational Shortfalls.** For the purpose of offsetting operational shortfalls occurring in correctional managed health care:
  - a. out of funds appropriated above to the Texas Department of Criminal Justice, the Department shall transfer \$2,341,963 in fiscal year 2000 into Strategy C.1.4., Managed Health Care, for payment to the Correctional Managed Health Care Advisory Committee;
  - b. any unearned capitation credit given the Department by the Correctional Managed Health Care Advisory Committee in fiscal year 2000 shall be returned to the Committee for funding correctional managed health care; and
  - c. out of funds appropriated above to the Department, the Department shall transfer funds as necessary into Strategy C.1.4., Managed Health Care, for payment to the Correctional Managed Health Care Advisory Committee to address any managed health care operational shortfalls for fiscal years 2000-01, not to exceed \$5 million for the biennium. If the

**DEPARTMENT OF CRIMINAL JUSTICE**  
(Continued)

Department and Committee do not agree on transfer amounts deemed necessary, supporting documentation shall be provided to the Governor and the Legislative Budget Board. The Governor and Legislative Budget Board shall then make the final decision.

- 64. **Sunset Contingency.** Funds appropriated above for fiscal year 2001 for the Texas Department of Criminal Justice are made contingent on the continuation of the Texas Department of Criminal Justice by the Legislature. In the event the Department is not continued, the funds appropriated for fiscal year 2000, or as much thereof as may be necessary, are to be used to provide for the phase out of Department operations.
- 65. **Sunset Contingency Appropriation: Senate Bill 365.** Contingent on enactment of Senate Bill 365, or similar legislation relating to the continuation of the Texas Department of Criminal Justice (TDCJ):
  - a. out of funds appropriated above in Strategy A.1.1., Basic Supervision, TDCJ shall transfer \$50,000 for each fiscal year of the 2000-01 biennium to Strategy E.2.1., Parole Supervision, to be used to support the Transitional Support Program. The TDCJ shall use these funds for the sole purpose of providing contracts for services with recognized non-profit organizations in order to facilitate parolees with their transition from incarceration to release on parole. The contracted services shall emphasize and promote family support and involvement in the transition and should establish the goal of reducing recidivism rates of the individuals who participate in this program; and
  - b. the following supersedes TDCJ rider 31: All receipts collected from the sales of products produced by Texas Correctional Industries (TCI) are appropriated above in Strategy C.2.1., Texas Correctional Industries. Any receipts collected in excess of \$55,230,583 in fiscal year 2000 and \$55,230,583 in fiscal year 2001 are hereby appropriated to the Department for the continued production of TCI goods and services. Any unexpended and unobligated balance up to \$5,000,000 remaining from TCI revenues August 31, 1999, and August 31, 2000, is reappropriated to the Department for the same purpose (fiscal year 1999 U.B. estimated to be \$2,091,809).
- 66. **Computer Refurbishing Program.** The Texas Department of Criminal Justice shall develop and implement an inmate work program in which donated, second-hand computers are refurbished in prisons for use by public schools. The Department shall prepare a report and submit it to the Legislative Budget Board and Governor by January 1, 2000.

**CRIMINAL JUSTICE POLICY COUNCIL**

For the Years Ending	
August 31,	August 31,
<u>2000</u>	<u>2001</u>

**A. Goal: EFFECTIVE CRIMINAL JUSTICE SYSTEM**  
 Develop means to promote a more effective and cohesive state criminal justice system.  
**Outcome (Results/Impact):**  
 Programs Evaluated  
 Assessment Instruments Developed

12	12
7	7

**CRIMINAL JUSTICE POLICY COUNCIL**  
(Continued)

<b>A.1.1. Strategy:</b> EVALUATIONS TO REDUCE RECIDIVISM	\$	402,552	\$	408,599
Evaluate the criminal justice programs and assist other agencies in the evaluation of programs directed at reducing recidivism.				
<b>Output (Volume):</b> Programs Designed		15		15
<b>A.2.1. Strategy:</b> PROJECTION DEVELOPMENT	\$	460,033	\$	477,961
Develop adult and juvenile correctional population projections and impact studies for use by public officials.				
<b>A.2.2. Strategy:</b> JUVENILE JUSTICE STUDIES	\$	<u>388,107</u>	\$	<u>392,968</u>
Collect juvenile justice data to study and monitor juvenile sentencing patterns in the state to assist in the development and evaluation of policies, to determine the impact of reforms, and to develop effective delinquency prevention, diversionary or treatment programs.				
<b>Total, Goal A:</b> EFFECTIVE CRIMINAL JUSTICE SYSTEM	\$	<u>1,250,692</u>	\$	<u>1,279,528</u>
<b>Grand Total, CRIMINAL JUSTICE POLICY COUNCIL</b>	\$	<u>1,250,692</u>	\$	<u>1,279,528</u>
<b>Method of Financing:</b>				
General Revenue Fund	\$	1,200,692	\$	1,229,528
Federal Funds		<u>50,000</u>		<u>50,000</u>
<b>Total, Method of Financing</b>	\$	<u>1,250,692</u>	\$	<u>1,279,528</u>
<b>Number of Full-time Equivalent Positions (FTE)</b>		28.0		28.0
<b>Schedule of Exempt Positions</b>				
Executive Director, Group 3		\$90,000		\$90,000

- Windham School District Study.** The Criminal Justice Policy Council, with the cooperation of the Texas Education Agency and the Windham School District, shall conduct an analysis of the effect participation in Windham programs has on decreasing recidivism and an analysis of inmate academic grade level upon entrance to the program and release from incarceration. The study shall be completed and reported to the Legislature and to the Governor no later than January 1, 2001.

## COMMISSION ON FIRE PROTECTION

For the Years Ending  
 August 31,                      August 31,  
2000                                      2001

**Out of the General Revenue Fund - Dedicated - Texas  
 Department of Insurance Operating Fund Account No.  
 036:**

**A. Goal: EDUCATION & ASSISTANCE**

To assist local governments and other entities by providing materials for use in conducting research on fire protection issues and in developing training resources for fire protection personnel (Govt Code 419.031) and to assist in providing fire fighting equipment and resources to local fire departments (Govt Code 419.053).

**Outcome (Results/Impact):**

Percent Increase in the Number of Research Requests for the Fire Protection Information Resource Center

5%

5%

**A.1.1. Strategy: FIRE SAFETY INFO & EDUC PROGRAMS**

\$      146,075    \$      146,075

Acquire, develop and maintain current and historical information on fire protection and provide training aids and fire protection information to fire departments and other entities.

**A.2.1. Strategy: ADMINISTER GRANT PROGRAM**

\$      1,015,756    \$      1,015,756

Administer a grant/loan program to distribute resources to local fire departments.

**Output (Volume):**

Amount of Loans/Grants Awarded to Fire Departments

1,015,756

1,015,756

**Total, Goal A: EDUCATION & ASSISTANCE**

\$      1,161,831    \$      1,161,831

**B. Goal: FIRE DEPARTMENT STANDARDS**

To enforce statutes and rules relating to standards for fire service personnel education, training, facilities and protective equipment in order to protect the public and fire service personnel against loss of life and property resulting from fire and related hazards. (Govt Code Section 419.022, 419.028, 419.029, 419.032, 419.071, 419.042)

**B.1.1. Strategy: CERTIFY & REGULATE FIRE SERVICE**

\$      1,023,190    \$      1,023,190

Certify and regulate fire departments and fire service personnel according to standards adopted by the agency and as prescribed by statute.

**Output (Volume):**

Number of Fire Service Personnel Certified by the Commission

21,000

22,000

Number of Fire Service Training Facilities Certified by the Commission

212

212

**C. Goal: INDIRECT ADMINISTRATION**

**C.1.1. Strategy: INDIRECT ADMINISTRATION**

\$      568,964    \$      568,964

**Grand Total, COMMISSION ON FIRE PROTECTION**

\$      2,753,985    \$      2,753,985

**COMMISSION ON FIRE PROTECTION**  
(Continued)

<b>Number of Full-time Equivalent Positions (FTE)</b>	35.0	35.0
<b>Schedule of Exempt Positions</b>		
Executive Director, Group 3	\$72,000	\$72,000

1. **Training Restriction.** None of the funds appropriated above may be expended for fire protection or fire management training except through contract with Commission on Fire Protection approved training programs external to the commission in order to avoid duplication of service.
2. **Appropriation of Receipts—Loan Repayments Revolving Fund.** In addition to the amounts appropriated above, the Commission on Fire Protection is hereby appropriated all loan repayments, loan forfeitures and other revenue accruing to the revolving loan fund in excess of \$226,336 for fiscal year 2000 and in excess of \$226,336 for fiscal year 2001 for the purpose of making additional loans as established in V.T.C.A., Government Code, Chapter 419, Subchapter C. The unexpended balance in the revolving loan fund at the end of fiscal year 2000 is hereby reappropriated for fiscal year 2001.
3. **Reimbursement of Advisory Committee Members.** Pursuant to Texas Government Code, Chapter 2110, reimbursement of expenses for advisory committee members, out of funds appropriated above, is limited to the following advisory committees: Fire Fighter, Testing, and Funds Allocation.
4. **Fire Department Inspections.** It is the intent of the Legislature that the Commission on Fire Protection not provide prior notification of an inspection to a fire department.
5. **Co-location of Regional Offices.** It is the intent of the Legislature that the Texas Commission on Fire Protection and the Texas Forest Service enter into an agreement to co-locate regional offices to the maximum space available.
6. **Staffing of Regional Offices.** The Commission on Fire Protection shall staff each regional office with one standards compliance officer from available staff.

**COMMISSION ON JAIL STANDARDS**

	For the Years Ending	
	August 31,	August 31,
	2000	2001
	<hr/>	<hr/>

**A. Goal: EFFECTIVE JAIL STANDARDS**

To establish reasonable minimum standards for the provision and operation of jails; monitor and enforce compliance with adopted standards; provide consultation, training, and technical assistance to local government for achieving and maintaining compliance with adopted standards; and perform state mandates affecting county jail incarceration.

**Outcome (Results/Impact):**

Number of Jails Achieving Compliance	220	220
Number of Jails with Documented Staffing Plans	215	225

**COMMISSION ON JAIL STANDARDS**  
(Continued)

<b>A.1.1. Strategy:</b> INSPECTION AND ENFORCEMENT	\$	369,743	\$	369,743
Develop and implement a uniform process to inspect, monitor compliance and ensure due process in enforcement of standards for local jails.				
<b>Output (Volume):</b>				
Number of Annual Inspections Conducted		254		254
<b>A.1.2. Strategy:</b> JUVENILE JUSTICE SURVEY	\$	26,760	\$	26,760
Perform annual survey of local jail facilities to determine compliance with the Juvenile Justice and Delinquency Prevention Act.				
<b>A.2.1. Strategy:</b> CONSTRUCTION PLAN REVIEW	\$	153,928	\$	153,928
Develop and implement a comprehensive facility needs analysis program and review and comment on construction documents for construction projects.				
<b>Output (Volume):</b>				
Number of On-Site Planning and Construction Consultations with Jail Representatives		160		160
<b>A.2.2. Strategy:</b> MANAGEMENT CONSULTATION	\$	216,982	\$	216,982
Review and approve jail operational plans, provide needed jail management training and consultation, and perform objective jail staffing analyses.				
<b>Output (Volume):</b>				
Number of On-Site Operation and Management Consultations with Jail Representatives		225		225
<b>A.3.1. Strategy:</b> AUDITING POPULATION AND COSTS	\$	219,558	\$	219,558
Collect, analyze, and disseminate data concerning inmate population, felony backlog, and jail operational costs.				
<b>Output (Volume):</b>				
Number of Reports Audited		6,000		6,000
<b>Total, Goal A: EFFECTIVE JAIL STANDARDS</b>	<u>\$</u>	<u>986,971</u>	<u>\$</u>	<u>986,971</u>
<b>Grand Total, COMMISSION ON JAIL STANDARDS</b>	<u>\$</u>	<u>986,971</u>	<u>\$</u>	<u>986,971</u>
<b>Method of Financing:</b>				
General Revenue Fund	\$	980,971	\$	980,971
Appropriated Receipts		<u>6,000</u>		<u>6,000</u>
<b>Total, Method of Financing</b>	<u>\$</u>	<u>986,971</u>	<u>\$</u>	<u>986,971</u>
<b>Number of Full-time Equivalent Positions (FTE)</b>		20.0		20.0
<b>Schedule of Exempt Positions</b>				
Executive Director, Group 2		\$61,000		\$61,000



## JUVENILE PROBATION COMMISSION

For the Years Ending  
August 31,                      August 31,  
2000                                      2001

**A. Goal: LOCAL JUVENILE JUSTICE**

To ensure public safety, offender accountability and the rehabilitation of juvenile offenders through a comprehensive, coordinated, community based juvenile justice system by providing funding, technical assistance and training in partnership with juvenile boards and probation departments.

**Outcome (Results/Impact):**

Rate of Successful Completion of Deferred Prosecution Cases	85%	85%
Rate of Successful Completion of Court Ordered Probation	85%	85%

**A.1.1. Strategy: BASIC PROBATION**

\$ 35,223,016    \$ 35,223,016

Provide funding to juvenile probation departments for the provision of basic juvenile probation services, including delinquency prevention, deferred prosecution, and court-ordered probation.

**Output (Volume):**

Average Daily Population of Youth Supervised Under Court Ordered Probation	21,482	21,734
--	--------	--------

**Efficiencies:**

Average State Cost per Juvenile Referred	351.71	346.4
--	--------	-------

**A.2.1. Strategy: COMMUNITY CORRECTIONS**

\$ 48,661,899    \$ 49,601,436

Provide funding to juvenile boards and departments for diversion of juveniles from commitment to the Texas Youth Commission and meet legislatively-mandated performance measures for intensive residential and non-residential diversionary services.

**Output (Volume):**

Average Daily Population of Intensive Services Probation	3,166	3,166
Average Daily Population of Residential Placement Program	752	752

**Efficiencies:**

Cost per Day per Youth for Intensive Services Probation	14.6	14.6
Cost per Day per Youth for Residential Placement Program	85	85

**A.2.2. Strategy: PROBATION ASSISTANCE**

\$ 13,207,038    \$ 13,247,038

Provide training and technical assistance to juvenile boards and probation departments including case management, program planning and delinquency prevention; and monitor probation departments and both county and private detention and post-adjudication centers for compliance with TJPC standards and applicable federal regulations.

**Efficiencies:**

State Cost Per Training Hour	4.95	5.65
------------------------------	------	------

**A.2.3. Strategy: JUVENILE JUSTICE ALT ED PROGRAMS**

\$ 10,000,000    \$ 10,000,000

Provide funding for juvenile justice alternative education programs.

**Output (Volume):**

Number of Students in Juvenile Justice Alternative Education Programs	1,176	1,189
---	-------	-------



## JUVENILE PROBATION COMMISSION (Continued)

appropriated in Strategy A.1.1. Strategy, Basic Probation, for delinquency prevention. The administrative cost for the program oversight cannot exceed 7 percent. The commission shall award contracts for the program biennially and shall annually evaluate each program funded. The commission may terminate the program in any county if the desired objectives of the program cannot be, or are not being, accomplished.

6. **Unexpended Balances - Construction of Local Facilities with General Obligation Bond Proceeds.** Any unexpended and unencumbered balance (estimated to be \$1,000,000) of the amount appropriated to the Texas Juvenile Probation Commission by the General Appropriations Bill, House Bill 1, Strategy A.2.3., Acts of the Seventy-fourth Legislature, Regular Session, 1995, remaining at the end of the fiscal year 1999 are hereby appropriated for the same purpose for the fiscal biennium ending August 31, 2001.
7. **Residential Facilities.** Juvenile Boards may use funds appropriated in Strategy A.1.1., Basic Probation, and Strategy A.2.1., Community Corrections, to lease, contract for, or reserve bed space with public and private residential facilities for the purpose of diverting juveniles from commitment to the Texas Youth Commission.
8. **Substance Abuse Funds.** Amounts appropriated under Strategy A.2.1., Community Corrections above, include \$2,093,868 to be transferred to the Juvenile Probation Commission via an interagency transfer from the Texas Commission of Alcohol and Drug Abuse each year of the 2000-01 biennium for the purpose of funding substance abuse grants to local juvenile probation departments.
9. **Funding for Progressive Sanctions.**
  - a. Out of the funds appropriated above in A.1.1., Basic Probation, \$10,200,000 in fiscal year 2000 and \$10,200,000 in fiscal year 2001 can be distributed only to local probation departments for funding juvenile probation services associated with sanction levels described in Sections 59.003(a)(1), 59.003(a)(2), and 59.003(a)(3) of the Family Code, or for salaries of juvenile probation officers hired after the effective date of this Act. These funds may not be used by local juvenile probation departments for salary increases, employee benefits, or other costs (except salaries) associated with the employment of juvenile probation officers hired after the effective date of this Act.
  - b. Out of the funds appropriated above in A.2.1., Community Corrections, \$4,394,436 in fiscal year 2000 and \$4,394,437 in fiscal year 2001 can be used only for the purpose of funding secure post-adjudication placements for (1) juveniles who have a progressive sanction guideline level of 5 or higher as described by Section 59.003(a)(5), 59.003(a)(6), and 59.003(a)(7), (2) are adjudicated for a felony offense that includes as an element of the offense the possession, carrying, using or exhibiting of a deadly weapon, (3) the juvenile court's order of adjudication contains a finding that the child committed a felony offense and the child used or exhibited a deadly weapon during the commission of the conduct or during immediate flight from commission of the conduct: or (4) are adjudicated for a sex offense of the grade of felony that requires registration under the Texas Sexual Offender Registration Program.

The Commission shall reimburse a county juvenile probation department a specified number of placements under this section, as determined by the Commission, after the requirements for reimbursement as outlined herein have been met to the satisfaction of the Commission.
10. **County Funding Levels.** To receive the full amount of state aid funds for which a juvenile board may be eligible, a juvenile board must demonstrate to the commission's satisfaction that the amount of local or county funds budgeted for juvenile services is at least equal to the amount spent for those services, excluding construction and capital outlay expenses, in the 1994

## JUVENILE PROBATION COMMISSION (Continued)

county fiscal year. This requirement shall not be waived by the commission unless the juvenile board demonstrates to the satisfaction of the commission that unusual, catastrophic or exceptional circumstances existed during the year in question to adversely affect the level of county fiscal effort. If the required local funding level is not met and no waiver is granted by the commission, the commission shall reduce the allocation of state aid funds to the juvenile board by the amount equal to the amount that the county funding is below the required funding.

11. **Local Post-adjudication Facilities.** Out of the funds appropriated above in A.2.1., Community Corrections, the amount of \$7,514,362 in fiscal year 2000 and \$8,409,987 in fiscal year 2001 may be used only for the purpose of funding local post-adjudication facilities.
12. **Juvenile Justice Alternative Education Programs.** Out of the funds transferred to the Juvenile Probation Commission pursuant to Texas Education Agency (TEA) rider 45 and appropriated above in Strategy A.2.3., Juvenile Justice Alternative Education Programs, the Juvenile Probation Commission shall allocate \$1,500,000 at the beginning of each fiscal year to be distributed on the basis of juvenile age population among the 22 mandated counties identified in Chapter 37, Texas Education Code, and those counties with populations between 72,000 and 125,000 which choose to participate under the requirements of Chapter 37.

An additional \$500,000 shall be set aside in a reserve fund for each year of the biennium to allow mandated and non-mandated counties to apply for additional funds on a grant basis.

The remaining funds shall be allocated for distribution to the counties mandated by the Section 37.011(a) Texas Education Code, at the rate of \$59 per student per day of attendance in the juvenile justice alternative education program for students who are required to be expelled as provided under Section 37.007, Texas Education Code, and are intended to cover the full cost of providing education services to such students. Counties are not eligible to receive these funds until the funds initially allocated at the beginning of each fiscal year have been expended at the rate of \$59 per student per day of attendance. Counties in which populations exceed 72,000, but are 125,000 or less, may participate in the juvenile justice alternative education program, and are eligible for state reimbursement at the rate of \$59 per student per day.

The Juvenile Probation Commission may expend any remaining funds for summer school programs in counties with a population over 72,000 which are funded as mandated counties in Chapter 37. Funds may be used for any student assigned to a JJAEP. Summer school expenditures may not exceed \$3.0 million in any year.

Unspent balances in fiscal year 2000 shall be appropriated to fiscal year 2001 for the same purposes in Strategy A.2.3.

The allocations made in this rider for the Juvenile Justice Alternative Education Programs are estimated amounts and not intended to be an entitlement and are limited to the amounts transferred from the Foundation School Program pursuant to TEA rider 45. The amount of \$59 per student per day may vary depending on the total number of students actually attending the juvenile justice education programs.

13. **Funding for Additional Eligible Students in JJAEPs.** Out of funds appropriated above in Strategy A.2.3., Juvenile Justice Alternative Education Programs, a maximum of \$500,000 in each year (for a maximum of 90 attendance days per child), is allocated for counties with a population of at least 72,000 which operate a JJAEP under the standards of Chapter 37, Texas Education Code. The county is eligible to receive funding from the Texas Juvenile Probation Commission at the rate of \$59 per day per student for students who are required to be expelled under Section 37.007, Texas Education Code, and who are expelled from a school district in a county that does not operate a JJAEP.

**JUVENILE PROBATION COMMISSION**  
(Continued)

14. **Use of JJAEP Funds.** None of the funds appropriated above for the support of Juvenile Justice Alternative Education Programs shall be used to hire a person or entity to do lobbying.
15. **JJAEP Accountability.** The Juvenile Probation Commission and the Texas Education Agency shall develop a system to ensure that JJAEP programs are held accountable for student academic success. The agencies shall jointly submit a report to the Legislative Budget Board and the Governor's Office by May 31, 2000, detailing a recommendation for such accountability, including the desired and expected impact of education programs on students served in JJAEP programs. The report shall include the percent of eligible JJAEP students demonstrating growth in TAAS math and reading, as measured in terms of the Texas Learning Index.
16. **Training.** It is the intent of the Legislature that the Juvenile Probation Commission provide training to local juvenile probation personnel and to local Juvenile Judges to maximize the appropriate placement of juveniles according to the progressive sanction guidelines.
17. **Unexpended Balances - Hold Harmless Provision.** Any unexpended balances as of August 31, 2000 in Strategy A.1.1., Basic Probation (estimated to be \$483,516) and in Strategy A.2.1., Community Corrections (estimated to be \$857,078) above are hereby reappropriated to the Juvenile Probation Commission in fiscal year 2001 for the purpose of providing Hold Harmless funding for juvenile probation departments whose allocation would otherwise be reduced as a result of reallocations related to population shifts.

**COMMISSION ON LAW ENFORCEMENT OFFICER  
STANDARDS AND EDUCATION**

	For the Years Ending	
	August 31, 2000	August 31, 2001

**A. Goal: LICENSE & APPROVE COURSES**

To create new incentives and opportunities for law enforcement career-oriented individuals to grow in their professional competency.

**Outcome (Results/Impact):**

Percent of Licensees With No Recent Violations	99.9%	99.9%
--	-------	-------

**A.1.1. Strategy: LICENSING**

Issue licenses and certificates to individuals who demonstrate required competencies.

**Output (Volume):**

Number of New Licenses Issued to Individuals	11,157	11,689
--	--------	--------

**Efficiencies:**

Average Licensing Cost per Individual License Issued	14.43	14.43
--	-------	-------

**A.1.2. Strategy: COURSE DEVELOPMENT**

Manage development, delivery and quality of law enforcement training and education.

**Output (Volume):**

Number of On-Site Academy Evaluations Conducted	60	60
---	----	----

**COMMISSION ON LAW ENFORCEMENT OFFICER  
STANDARDS AND EDUCATION**

(Continued)

<b>A.1.3. Strategy:</b> MEMORIAL FUNDING	\$	<u>27,321</u>	\$	<u>27,321</u>
Complete construction of the Texas Peace Officers' Memorial and identify those peace officers who should be enshrined.				
<b>Total, Goal A:</b> LICENSE & APPROVE COURSES	\$	<u>1,501,176</u>	\$	<u>1,524,814</u>
<b>B. Goal:</b> REGULATION				
To develop and implement programs designed to contribute to the reduction of per capita incidence of officer misconduct.				
<b>Outcome (Results/Impact):</b>				
Percent of Complaints Resulting in Disciplinary Action		45%		45%
<b>B.1.1. Strategy:</b> ENFORCEMENT	\$	610,155	\$	616,008
Revoke licenses, suspend licenses, or reprimand licensees for violation of statutes or TCLEOSE rules.				
<b>Output (Volume):</b>				
Complaints Resolved		260		260
<b>Efficiencies:</b>				
Average Cost per Complaint Resolved		90		90
<b>C. Goal:</b> INDIRECT ADMINISTRATION				
<b>C.1.1. Strategy:</b> INDIRECT ADMINISTRATION	\$	<u>407,681</u>	\$	<u>411,654</u>
<b>Grand Total, COMMISSION ON LAW ENFORCEMENT OFFICER STANDARDS AND EDUCATION</b>				
	\$	<u>2,519,012</u>	\$	<u>2,552,476</u>
<b>Method of Financing:</b>				
General Revenue Fund - Dedicated - Law Enforcement Officer Standards and Education Account No. 116	\$	2,199,512	\$	2,232,976
General Revenue Fund - Dedicated - Peace Officers' Memorial Fund Account No. 337		20,000		20,000
Federal Funds		250,000		250,000
Appropriated Receipts		<u>49,500</u>		<u>49,500</u>
<b>Total, Method of Financing</b>	\$	<u>2,519,012</u>	\$	<u>2,552,476</u>
<b>Number of Full-time Equivalent Positions (FTE)</b>		44.0		44.0
<b>Schedule of Exempt Positions</b>				
Executive Director, Group 2		\$76,000		\$76,000

- Capital Budget.** None of the funds appropriated above may be expended for capital budget items except as listed below. The amounts shown below shall be expended only for the purposes shown and are not available for expenditure for other purposes. Amounts appropriated above and identified in this provision as appropriations either for "Lease Payments to the Master Lease Purchase Program" or for items with an "(MLPP)" notation shall be expended only for the purpose of making lease-purchase payments to the Texas Public Finance Authority pursuant to the provisions of V.T.C.S., Art. 601d, Sec. 9A.

**COMMISSION ON LAW ENFORCEMENT OFFICER  
STANDARDS AND EDUCATION**

(Continued)

	2000	2001
Out of the General Revenue Fund - Dedicated - Law Enforcement Officer Standards and Education Account No. 116:		
a. Acquisition of Information Resource Technologies		
(1) Integrated Internet Application System	\$ 14,881	\$ 22,805
(2) Upgrade of Hardware and Software	\$ 38,652	\$ 38,652
Total, Acquisition of Information Resource Technologies	\$ 53,533	\$ 61,457
b. Acquisition of Capital Equipment and Items		
(1) Acquisition of Agency Copiers	\$ 15,000	\$ 11,000
Total, Capital Budget	\$ 68,533	\$ 72,457

2. **Appropriation of Receipts – Peace Officers' Memorial Contributions.** There is hereby appropriated to the Commission on Law Enforcement Officer Standards and Education all contributions and earned interest for the Peace Officers' Memorial during the 2000–01 biennium and from any balances on hand as of August 31, 1999, for the purposes of funding and maintaining a Texas Peace Officers' Memorial on the grounds of the Capitol Complex in honor of those Texas peace officers who have died in the line of duty as provided by Subchapter F, Chapter 415, Government Code. These appropriations are to be deposited in the state treasury to the credit of account number 337 for the Peace Officers' Memorial. None of these appropriations shall be used by the Commission for administration and support costs related to the Peace Officers' Memorial.
  
3. **Appropriation of Receipts – Certificate Fees.** There is hereby appropriated to the Texas Commission on Law Enforcement Officer Standards and Education for the biennium beginning September 1, 1999, all revenues collected for the processing of proficiency certificates pursuant to Section 415.010(5), Government Code.
  
4. **Appropriation of Receipts – Reinstatement Fees.** There is hereby appropriated to the Texas Commission on Law Enforcement Officer Standards and Education for the biennium beginning September 1, 1999, all fees collected in the Law Enforcement Officer Standards and Education Account No. 116 for establishing a person's eligibility to reinstate a license that has lapsed (estimated to be \$10,000 annually).

## LOCAL CONTINUING EDUCATION GRANTS FOR PEACE OFFICERS

For the Years Ending	
August 31, 2000	August 31, 2001

**Out of the General Revenue Fund - Dedicated - Law Enforcement Officer Standards and Education Account No. 116:**

**A. Goal: PEACE OFFICER LOCAL ED. GRANTS**

Allocation of state funds by the Comptroller of Public Accounts to local law enforcement agencies to provide continuing education for licensed peace officers.

**A.1.1. Strategy: ALLOCATE LOCAL CONT. ED. GRANTS**

Allocate funds credited to the Law Enforcement Officer Standards and Education account for grants to local law enforcement agencies to provide continuing education for licensed peace officers, as required by Section 415.0845, Government Code.

**Explanatory:**

Number of Peace Officers Estimated for Grant Allocation

	\$ 6,000,000	\$ 6,000,000
--	--------------	--------------

54,000

54,000

**Grand Total, LOCAL CONTINUING EDUCATION GRANTS FOR PEACE OFFICERS**

	\$ 6,000,000	\$ 6,000,000
--	--------------	--------------

## TEXAS MILITARY FACILITIES COMMISSION

For the Years Ending	
August 31, 2000	August 31, 2001

**A. Goal: MAINTAIN PROPERTIES**

Maintain and preserve all properties in a state of good repair by conducting periodic surveys and reviews, determining maintenance priorities, and performing cost-effective maintenance using established procedures.

**Outcome (Results/Impact):**

Percent of Needed Routine or Preventive Maintenance Completed

20%

20%

**A.1.1. Strategy: BUILDING MAINTENANCE**

Repair, maintain and supply facilities. Develop and use a survey and review process to evaluate facilities condition and repairs made.

**Explanatory:**

Number of Facilities Maintained

	\$ 3,153,831	\$ 2,316,637
--	--------------	--------------

319

319



**TEXAS MILITARY FACILITIES COMMISSION**  
(Continued)

**A.1.2. Strategy:** DEBT SERVICE \$ 4,314,390 \$ 4,316,191  
Receive sufficient rental/lease monies for facilities to pay the bond principal, interest, insurance, and administrative fees for the current fiscal year.

**Total, Goal A:** MAINTAIN PROPERTIES \$ 7,468,221 \$ 6,632,828

**B. Goal:** CONSTRUCT AND RENOVATE FACILITIES  
Construct and renovate facilities that will be modern, functional, and durable. As funds are made available, continue to upgrade facilities to achieve energy-efficiency, safety, environmental and accessibility standards.

**Outcome (Results/Impact):**

Percent of Facilities That Comply With Texas Accessibility Standards 18% 18%

**B.1.1. Strategy:** BUILDING CONSTRUCTION/RENOVATION \$ 47,341,668 \$ 361,112  
New facility construction and renovation of older facilities.

**C. Goal:** INDIRECT ADMINISTRATION

**C.1.1. Strategy:** INDIRECT ADMINISTRATION \$ 441,311 \$ 441,847

**Grand Total, TEXAS MILITARY FACILITIES COMMISSION** \$ 55,251,200 \$ 7,435,787

**Method of Financing:**

General Revenue Fund \$ 2,062,757 \$ 1,246,431  
Federal Funds 46,663,461 647,461

Other Funds

Current Fund Balance 920,819 925,875  
Interagency Contracts 4,614,219 4,616,020  
Bond Proceeds - Revenue Bonds 989,944 0

Subtotal, Other Funds \$ 6,524,982 \$ 5,541,895

**Total, Method of Financing** \$ 55,251,200 \$ 7,435,787

**Number of Full-time Equivalent Positions (FTE)** 38.0 38.0

**Schedule of Exempt Positions and Per Diem of Board Members**

Executive Director, Group 2 \$57,000 \$57,000  
Per Diem of Board Members 4,860 4,860

- Capital Budget.** None of the funds appropriated above may be expended for capital budget items except as listed below. The amounts shown below shall be expended only for the purposes shown and are not available for expenditure for other purposes. Amounts appropriated above and identified in this provision as appropriations either for "Lease Payments to the Master Equipment Purchase Program" or for items with an "(MLPP)" notation shall be expended only for the purpose of making lease-purchase payments to the Texas Public Finance Authority pursuant to the provisions of V.T.C.S., Art. 601d, Sec. 9A.

**TEXAS MILITARY FACILITIES COMMISSION**  
(Continued)

	2000	2001
a. Construction of Buildings and Facilities	\$ 47,071,944	\$ U.B.
b. Repair or Rehabilitation of Buildings and Facilities		
(1) Priority Projects for 2000-01	1,170,503	331,387
(2) Lease Payments (MLPP) for 1996-97 Projects	128,997	128,472
c. Transportation Items	\$ 25,700	\$ 20,100
Total, Capital Budget	\$ 48,397,144	\$ 479,959

Method of Financing (Capital Budget):

General Revenue Fund	\$ 1,196,203	\$ 351,487
Federal Funds	46,082,000	U.B.
Interagency Contracts	128,997	128,472
Bond Proceeds - Revenue Bonds	989,944	U.B.
Total, Method of Financing	\$ 48,397,144	\$ 479,959

2. **Reappropriation of Refunded Money.** There is hereby reappropriated to the Texas Military Facilities Commission all money refunded to said Commission from any source when such money was originally expended for any of the purposes in A.1.1., Building Maintenance and B.1.1., Building Construction/Renovation, above. Such reappropriated funds may be expended for any of the purposes enumerated in A.1.1., and B.1.1., above.
  
3. **Local Fund Authorization.** The Texas Military Facilities Commission is hereby authorized to spend, and there is hereby made available to it, any or all local funds which the Commission now has or which it may hereinafter acquire, in accordance with the provisions of its bond indenture dated October 1, 1979, and subsequently amended.
  
4. **Bond Indenture Revenues.** There is hereby appropriated to the Texas Military Facilities Commission all revenues that the Commission has pledged, assigned and set over and does pledge, assign and set over unto its trustee and its successors in trust, and all revenues it has received or may hereinafter receive in accordance with the provisions of its bond indenture dated October 1, 1979, and subsequently amended.
  
5. **Superseding of Statutes and Bond Covenants.** None of the appropriations or provisions herein shall supersede V.T.C.A., Government Code, Chapter 435, or the covenants under which bonds are issued by or on behalf of the Texas Military Facilities Commission, regarding the Commission's obligations as a public bonding authority, body politic and corporate.
  
6. **Disposition of State-owned Property.** There is hereby appropriated to the Texas Military Facilities Commission all funds which have been or may be derived from sales of State-owned National Guard camps and other property owned by the Commission and of land, improvements, buildings, facilities, installations and personal property in connection therewith as authorized by V.T.C.A., Government Code, Chapter 435. Such funds shall be expended by the Commission in one or more of the following ways: (1) as a participating fund in the construction and maintenance of facilities financed in part by the United States Government; or (2) as a construction fund to be used by the Military Facilities Commission; or (3) as a debt-servicing fund as provided in V.T.C.A., Government Code, Chapter 435. Provided, however, that all such funds that are not actually used for the purposes hereinbefore specified shall remain on deposit in the state treasury to the credit of the Commission for the use and

**TEXAS MILITARY FACILITIES COMMISSION**  
(Continued)

benefit of the Texas National Guard, their successors or components, as provided in V.T.C.A., Government Code, Chapter 435.

7. **Transferability.** The Texas Military Facilities Commission is hereby authorized to transfer such amounts as may be necessary between strategies A.1.1., Building Maintenance, and B.1.1., Building Construction/Renovation. Such transfers shall not be used to increase the bond indebtedness of the Commission.
8. **Support and Maintenance Expenditures.** It is hereby provided that all monies currently appropriated to the Texas Military Facilities Commission for support and maintenance of the Texas National Guard are authorized for like expenditures for the support and maintenance of units of the Texas State Guard replacing the Texas National Guard units inducted into Federal service.
9. **Master Plan for Military Facilities.** Funds appropriated to the Texas Military Facilities Commission for capital construction projects are intended to be expended for those projects which are part of the Commission's Master Plan. The Adjutant General and his staff shall cooperate with and provide information to the Commission in updating the Master Plan. The Commission shall revise the plan at least biennially and submit the plan to the Legislative Budget Board and the Governor's Office by July 1 of every even-numbered year as part of the Legislative Appropriations Request.
10. **Renovation Priorities.** The Texas Military Facilities Commission shall give priority to renovations which: (1) insure the structural integrity of the facilities; (2) bring such facilities into compliance with current building and safety codes and accessibility standards; (3) increase the economic efficiency of the facilities; and (4) simplify future maintenance of the facilities.
11. **Reallocation of Unexpended Bond Proceeds.** The Texas Military Facilities Commission is authorized to reallocate the unexpended bond proceeds of canceled projects to other projects listed in its current Master Plan after notifying the Texas Public Finance Authority, the Texas Bond Review Board, the Governor, and the Legislative Budget Board.
12. **Federally Funded Projects.** Federal funds for any 100 percent federally funded project are hereby appropriated, and related additional federally funded personnel are authorized.
13. **Bryan Armory Project.** Out of funds appropriated above in Strategy B.1.1., Building Construction/Renovation, \$3,872,944 in fiscal year 2000 is allocated for the Bryan Armory Renovation/Addition Project. In the event federal construction funds are not appropriated for this project by August 31, 2000, the Texas Military Facilities Commission shall expend the available bond proceeds originally designated for the Bryan Armory project (estimated to be \$989,944) on other projects included in the Commission's current Master Plan after notifying the Texas Public Finance Authority, the Texas Bond Review Board, the Governor, and the Legislative Budget Board. In the event unexpended bond proceeds are used for armory roof replacements, the Commission is to limit accordingly its use of General Revenue appropriations allocated for roof replacements.

## POLYGRAPH EXAMINERS BOARD

For the Years Ending	
August 31, 2000	August 31, 2001

**Out of the General Revenue Fund:**

**A. Goal: ENFORCE POLYGRAPH ACT**

To aggressively enforce the Polygraph Examiners Act and ensure swift, fair, effective enforcement for all violators of the Act.

**Outcome (Results/Impact):**

Percent of Complaints Resolved Resulting in Disciplinary Action	5%	5%
---	----	----

**A.1.1. Strategy: ENFORCEMENT**

Coordinate formal hearings with the State Office of Administrative Hearings and the Attorney General's Office to insure due process for all parties and to effectively and efficiently process all formal hearings. Perform on-site field compliance investigations of all licensees at their various record storage sites at least once every four (4) years. Promptly perform all field investigations in response to consumer and Board initiated complaints.

	\$ 81,444	\$ 81,444
--	-----------	-----------

**Output (Volume):**

Complaints Resolved	15	15
---------------------	----	----

**Efficiencies:**

Average Cost per Complaint Resolved	120	120
-------------------------------------	-----	-----

**B. Goal: LICENSING**

To examine only qualified applicants and license only those who are proficient and competent as polygraph examiners.

**Outcome (Results/Impact):**

Percent of Licensees with No Recent Violations	99%	99%
--	-----	-----

**B.1.1. Strategy: EXAMINATIONS & LICENSING**

Develop a formal, rigorous, and timely process for verifying active Internship Training Programs. Continue to modify and evolve the licensing examination. Offer four (4) licensing examinations each year, two (2) of which will be in Austin.

	\$ 7,064	\$ 7,064
--	----------	----------

**Output (Volume):**

Individuals Examined	15	15
----------------------	----	----

Number of New Licenses Issued to Individuals	20	20
--	----	----

Number of Licenses Renewed	200	200
----------------------------	-----	-----

**Grand Total, POLYGRAPH EXAMINERS BOARD**

	<u>\$ 88,508</u>	<u>\$ 88,508</u>
--	------------------	------------------

Number of Full-time Equivalent Positions (FTE)	2.0	2.0
--	-----	-----

**Schedule of Exempt Positions and Per Diem of Board Members**

Executive Officer	\$35,000	\$35,000
-------------------	----------	----------

Per Diem of Board Members	4,200	4,200
---------------------------	-------	-------

## POLYGRAPH EXAMINERS BOARD

(Continued)

1. **Fee Rates.** The Polygraph Examiners Board shall establish reasonable fees pursuant to V.T.C.A., Government Code, Section 316.043, to be effective during the biennium beginning on the effective date of this Act, not to exceed:

a. Polygraph Examiners Licenses	\$ 500.00
b. Internship License	300.00
c. Duplicate License	100.00
d. Renewal Fee for Examiners License	500.00
e. Extension or Renewal of an Internship License	150.00
f. Examination Fee	200.00
g. Late Fee	200.00

2. **Appropriation: Unexpended Balances.** The Polygraph Examiners Board is hereby reappropriated unexpended and unencumbered balances in an amount not to exceed \$5,000 from the biennium ending August 31, 1999 to the biennium beginning September 1, 1999, and from the fiscal year ending August 31, 2000 to the fiscal year beginning September 1, 2000. Balances reappropriated can only be expended for expenses related to hearings before the State Office of Administrative Hearings, and other unforeseen circumstances. Unforeseen circumstances include, but are not limited to, a large increase in the investigation of licensees and additional responsibilities, as may occur, related to the regulation of Computerized Voice Stress Analyzers and other devices which purport to detect truthfulness.

## BOARD OF PRIVATE INVESTIGATORS AND PRIVATE SECURITY AGENCIES

For the Years Ending	
August 31, 2000	August 31, 2001

**A. Goal: LICENSING & ENFORCEMENT**

To aggressively enforce the provisions of the Act for the protection of the general public and consumers of private investigations and security services and products through the efforts of its field offices and headquarters personnel.

**Outcome (Results/Impact):**

Percent of Investigations Closed within Six Months of Filing	100%	100%
Percent of Licensees With No Recent Violations	98%	98%

**A.1.1. Strategy: INVESTIGATIONS**

Investigate allegations, reports and notices of violations of the Act and rules.

**Output (Volume):**

Number of Investigations Conducted	9,200	9,200
------------------------------------	-------	-------

**Efficiencies:**

Average Time for Case Closure	90	90
Average Cost per Investigation	150	150

**A.1.2. Strategy: ENFORCEMENT**

Seek timely prosecution of unlicensed companies providing regulated services through the courts and take administrative action against licensed companies and registered and commissioned individuals operating in violation of the Act and rules.

**Efficiencies:**

Average Cost per Disciplinary Action	668	668
--------------------------------------	-----	-----

**BOARD OF PRIVATE INVESTIGATORS AND PRIVATE SECURITY AGENCIES**  
(Continued)

<b>A.2.1. Strategy:</b> CRIMINAL HISTORY CHECK	\$ 1,185,840	\$ 1,185,840
Obtain information regarding the identity, fingerprints and criminal history of applicants for company licensure and individual registration and commission (gun permit).		
<b>Explanatory:</b>		
Number of Applicants Found to Have Criminal History Records	10,143	10,650

<b>A.2.2. Strategy:</b> LICENSING & REGISTRATION	<u>\$ 506,873</u>	<u>\$ 506,873</u>
Issue and renew company licenses and individual registrations and commissions (gun permits) of qualified applicants and deny same to those applicants who do not meet minimum standards.		
<b>Output (Volume):</b>		
Number of New Licenses Issued to Individuals	22,380	23,499
<b>Efficiencies:</b>		
Average Licensing Cost per Individual License Issued	4.99	4.99

<b>Total, Goal A: LICENSING &amp; ENFORCEMENT</b>	<u>\$ 2,725,429</u>	<u>\$ 2,725,429</u>
---	---------------------	---------------------

<b>Grand Total, BOARD OF PRIVATE INVESTIGATORS AND PRIVATE SECURITY AGENCIES</b>	<u>\$ 2,725,429</u>	<u>\$ 2,725,429</u>
--	---------------------	---------------------

<b>Method of Financing:</b>		
General Revenue Fund	\$ 1,753,834	\$ 1,753,834
Appropriated Receipts	<u>971,595</u>	<u>971,595</u>
<b>Total, Method of Financing</b>	<u>\$ 2,725,429</u>	<u>\$ 2,725,429</u>

<b>Other Direct and Indirect Costs Appropriated Elsewhere in this Act</b>	\$ 442,397	\$ 448,482
---	------------	------------

<b>Number of Full-time Equivalent Positions (FTE)</b>	46.5	46.5
---	------	------

<b>Schedule of Exempt Positions and Per Diem of Board Members</b>		
Executive Director, Group 2	\$75,000	\$75,000
Per Diem of Board Members	2,500	2,500

1. **Fee Rates.** To provide for the recovery of costs for the preceding appropriations, the following fee rate is established pursuant to V.T.C.A., Government Code, Section 316.043, to be effective during the biennium covered by this Act:

Registration fee for private investigators, managers, branch office managers, and alarm system installers (original and renewals)	\$25
Registration fee for noncommissioned security officer	\$50
Registration fee for security sales persons	\$25
Registration fee for alarm system monitor	\$25

**BOARD OF PRIVATE INVESTIGATORS AND PRIVATE SECURITY AGENCIES**  
(Continued)

Registration fee for dog trainer	\$25
Registration fee for owner, officer, partner, or shareholder of a license	\$25
Security officer commission fee (original and renewal)	\$40
Employee information update fee	\$15

2. **Appropriations Limited to Revenue Collections.** It is the intent of the Legislature that fees, fines and other miscellaneous revenues as authorized and generated by the agency cover, at a minimum, the cost of the appropriations made above as well as an amount equal to the amount identified above in the informational item "Other Direct and Indirect Costs Appropriated Elsewhere in this Act." In the event that actual and/or projected revenue collections are insufficient to offset the costs identified by this provision, the Legislative Budget Board may direct that the Comptroller of Public Accounts reduce the appropriation authority provided above to be within the amount of revenue expected to be available.
3. **Sunset Contingency.** Funds appropriated above for fiscal year 2001 for the Texas Board of Private Investigators and Private Security Agencies are made contingent on the continuation of the Texas Board of Private Investigators and Private Security Agencies by the Legislature. In the event the Agency is not continued, the funds appropriated for fiscal year 2000, or as much thereof as may be necessary, are to be used to provide for the phase out of agency operations.
4. **Board Meetings at State Facilities.** It is the intent of the Legislature that meetings of the Board of Private Investigators and Private Security Agencies be held only at state facilities in Austin, Texas.
5. **Contract Reports.** It is the intent of the Legislature that the Board of Private Investigators and Private Security Agencies provide the Governor's Office of Budget and Planning and the Legislative Budget Board detailed information on all current contracts, and an annual report of all contracts initiated during each fiscal year.

**DEPARTMENT OF PUBLIC SAFETY**

	For the Years Ending	
	August 31, 2000	August 31, 2001
<b>A. Goal: PROMOTE TRAFFIC SAFETY</b>		
To promote traffic safety, the preservation of the peace, and the detection and prevention of crime.		
<b>Outcome (Results/Impact):</b>		
Annual Texas Rural Traffic Death Rate	2.2	2.2
<b>A.1.1. Strategy: HIGHWAY PATROL</b>	\$ 90,593,114	\$ 90,593,114
Supervision of traffic and general law enforcement on rural highways by uniformed officers.		
<b>Output (Volume):</b>		
Traffic Law Violator Contacts	2,040,000	2,040,000

**DEPARTMENT OF PUBLIC SAFETY**

(Continued)

**A.1.2. Strategy:** COMMERCIAL TRAFFIC PATROL \$ 23,650,546 \$ 23,650,546  
 Supervision of commercial traffic and general law enforcement on rural highways by uniformed officers.

**Output (Volume):**

Commercial Traffic Law Violator Contacts 573,253 573,253

**A.1.3. Strategy:** DRIVER LICENSE & RECORDS \$ 58,689,783 \$ 58,141,099

Ensure the competency of Texas drivers through testing of new drivers, determining the eligibility of renewal applicants, and through the improvement or delicensing of problem drivers.

**Output (Volume):**

Number of Examinations Administered 5,708,529 5,708,529

**A.1.4. Strategy:** BREATH & BLOOD TESTING \$ 1,875,594 \$ 1,875,594

Operate a scientific breath alcohol and blood testing program statewide. Supervise and maintain this program, train operators, and testify to its validity in court.

**Output (Volume):**

Number of Breath Alcohol Tests Supervised 45,500 45,500

**A.1.5. Strategy:** VEHICLE INSPECTION \$ 13,927,212 \$ 13,927,212

Administer the state's vehicle inspection and emissions program.

**A.1.6. Strategy:** TRAFFIC ACCIDENT RECORDS \$ 2,126,263 \$ 2,126,263

Administer the traffic accident records system for the State of Texas.

**Output (Volume):**

Number of Accident Reports Processed 650,000 650,000

**A.1.7. Strategy:** EDUCATION & TRAINING \$ 4,810,785 \$ 4,668,110

Provide appropriate alcohol, drug, traffic safety, and crime prevention educational programs for the citizens of Texas and provide operational and technical training for law enforcement, emergency management, and support personnel in the state.

**Output (Volume):**

Number of Alcohol, Drug, Traffic Safety, and Crime Prevention Programs Conducted 17,700 17,700

**A.1.8. Strategy:** PHYSICAL PLANT \$ 4,186,000 \$ 3,936,000

Construct and maintain the physical facilities necessary to conduct and administer statewide law enforcement activities.

**Total, Goal A:** PROMOTE TRAFFIC SAFETY \$ 199,859,297 \$ 198,917,938

**B. Goal:** PREVENT & DETECT CRIME

To promote the preservation of the peace and the prevention and detection of crime.

**Outcome (Results/Impact):**

Annual Texas Crime Index Rate 5,478 5,478

**B.1.1. Strategy:** NARCOTICS ENFORCEMENT \$ 26,421,793 \$ 26,421,793

Administer the Narcotics enforcement program.



**DEPARTMENT OF PUBLIC SAFETY**  
(Continued)

<b>Output (Volume):</b>			
Number of Arrests for Narcotics Violations		1,777	1,777
<b>B.1.2. Strategy:</b> VEHICLE THEFT ENFORCEMENT	\$	8,251,439	\$ 8,251,439
Administer the Motor Vehicle Theft enforcement program.			
<b>Output (Volume):</b>			
Number of Arrests for Motor Vehicle Theft		1,260	1,280
<b>B.1.3. Strategy:</b> SPECIAL CRIMES	\$	8,905,461	\$ 8,905,461
Administer the Special Crimes enforcement program.			
<b>Output (Volume):</b>			
Number of Special Crimes Arrests		1,500	1,500
<b>B.1.4. Strategy:</b> TEXAS RANGERS	\$	7,001,038	\$ 7,001,038
Administer the Texas Rangers enforcement program.			
<b>Output (Volume):</b>			
Number of Arrests		750	750
<b>B.1.5. Strategy:</b> CAPITOL SECURITY	\$	9,247,819	\$ 9,355,642
Provide appropriate security for public officials and property.			
<b>B.1.6. Strategy:</b> TECHNICAL ASSISTANCE	\$	9,490,234	\$ 9,490,234
Provide high quality and timely technical assistance programs to requesting criminal justice agencies in Texas.			
<b>Output (Volume):</b>			
Number of Drug Cases Examined		37,000	39,000
<b>B.1.7. Strategy:</b> OPERATIONAL ASSISTANCE	\$	12,390,320	\$ 12,878,160
Provide high quality and timely operational assistance programs to requesting criminal justice and other authorized agencies and entities.			
<b>Output (Volume):</b>			
Number of Criminal History Inquiries From Authorized Agencies/Entities Processed		1,781,000	1,781,000
<b>B.1.8. Strategy:</b> HANDGUN LICENSING	<u>\$</u>	<u>5,358,019</u>	<u>\$ 5,358,018</u>
Administer the handgun licensing program.			
<b>Output (Volume):</b>			
Number of Handgun Licenses Issued After the Application Has Been Received and Approved for Issue		61,100	61,100
<b>Total, Goal B: PREVENT &amp; DETECT CRIME</b>	<u>\$</u>	<u>87,066,123</u>	<u>\$ 87,661,785</u>

**C. Goal: DISASTER RESPONSE**

To respond in a timely fashion to emergencies and disasters and administer a comprehensive emergency-management program.

**Outcome (Results/Impact):**

Percentage of Local Governments Receiving Response to Emergency and Disaster Situations	39%	39%
---	-----	-----

<b>C.1.1. Strategy:</b> EMERGENCY PLANNING	\$	6,011,716	\$ 6,011,716
Provide emergency management training, and planning assistance and guidance to state agencies and local governments in Texas.			

**DEPARTMENT OF PUBLIC SAFETY**  
(Continued)

**C.1.2. Strategy:** RESPONSE COORDINATION \$ 538,525 \$ 538,525  
Review and coordinate emergency and disaster response operations.

**Output (Volume):**  
Number of Emergency Incidents Coordinated 1,700 1,700

**C.1.3. Strategy:** DISASTER RECOVERY \$ 479,921 \$ 479,921  
Process and monitor all requests and applications for recovery and mitigation assistance based upon requirements and procedures.

**Output (Volume):**  
Number of Counties Provided Disaster Financial Assistance 93 93

**Total, Goal C: DISASTER RESPONSE** \$ 7,030,162 \$ 7,030,162

**D. Goal: INDIRECT ADMINISTRATION**

**D.1.1. Strategy:** CENTRAL ADMINISTRATION \$ 7,375,832 \$ 7,402,228

**D.1.2. Strategy:** INFORMATION RESOURCES \$ 25,668,601 \$ 25,614,253

**D.1.3. Strategy:** OTHER SUPPORT SERVICES \$ 5,439,344 \$ 5,467,019

**D.1.4. Strategy:** REGIONAL ADMINISTRATION \$ 6,677,171 \$ 6,677,171

**Total, Goal D: INDIRECT ADMINISTRATION** \$ 45,160,948 \$ 45,160,671

**Grand Total, DEPARTMENT OF PUBLIC SAFETY** \$ 339,116,530 \$ 338,770,556

**Method of Financing:**

General Revenue Fund

General Revenue Fund \$ 1,885,765 \$ 1,885,765  
Concealed Handgun License Account (GR) 5,358,019 5,358,018

Subtotal, General Revenue Fund \$ 7,243,784 \$ 7,243,783

General Revenue Fund - Dedicated

Operators and Chauffeurs License Account No. 099 40,399,101 39,958,240  
Motorcycle Education Account No. 501 656,511 656,511  
Breath Alcohol Testing Account No. 5013 1,875,594 1,875,594  
Fugitive Apprehension Account No. 5028 1,993,733 1,993,733

Subtotal, General Revenue Fund - Dedicated \$ 44,924,939 \$ 44,484,078

Federal Funds

Federal Funds 11,046,113 11,046,113  
Motor Carrier Act Enforcement 2,500,000 2,500,000

Subtotal, Federal Funds \$ 13,546,113 \$ 13,546,113

**DEPARTMENT OF PUBLIC SAFETY**  
(Continued)

Other Funds

State Highway Fund No. 006	268,080,882	268,175,770
Appropriated Receipts	3,795,000	3,795,000
Interagency Contracts	<u>1,525,812</u>	<u>1,525,812</u>

Subtotal, Other Funds	\$ <u>273,401,694</u>	\$ <u>273,496,582</u>
-----------------------	-----------------------	-----------------------

<b>Total, Method of Financing</b>	<b>\$ <u>339,116,530</u></b>	<b>\$ <u>338,770,556</u></b>
-----------------------------------	------------------------------	------------------------------

Number of Full-time Equivalent Positions (FTE)	7,171.5	7,181.5
Number of FTEs in Riders	37.0	42.0

**Schedule of Exempt Positions**

Director, Group 4	\$102,000	\$102,000
-------------------	-----------	-----------

1. **Capital Budget.** None of the funds appropriated above may be expended for capital budget items except as listed below. The amounts shown below shall be expended only for the purposes shown and are not available for expenditure for other purposes. Amounts appropriated above and identified in this provision as appropriations either for "Lease payments to the Master Lease Purchase Program" or for items with an "(MLPP)" notation shall be expended only for the purpose of making lease-purchase payments to the Texas Public Finance Authority pursuant to V.T.C.S., Art. 601(d), Sec. 9A.

	<u>2000</u>	<u>2001</u>
a. Repair or Rehabilitation of Buildings and Facilities	\$ 1,250,000	\$ 1,000,000
b. Acquisition of Information Resource Technologies		
(1) Lease Payments (MLPP) for 1998-99 NCIC/TLETS Upgrade	5,152,383	5,098,037
(2) Other Information Resource Projects	<u>\$ 4,470,866</u>	<u>\$ 4,000,858</u>
 Total, Acquisition of Information Resource Technologies	 <u>\$ 9,623,249</u>	 <u>\$ 9,098,895</u>
c. Transportation Items (Approximately 988 vehicles)	10,000,000	10,000,000
d. Acquisition of Capital Equipment and Items	<u>\$ 2,517,870</u>	<u>\$ 2,309,000</u>
 Total, Capital Budget	 <u>\$ 23,391,119</u>	 <u>\$ 22,407,895</u>

Method of Financing (Capital Budget):

Motorcycle Education Account No. 501	\$ 30,000	\$ 30,000
State Highway Fund No. 006	20,611,119	19,627,895
Appropriated Receipts	<u>2,750,000</u>	<u>2,750,000</u>
 Total, Method of Financing	 <u>\$ 23,391,119</u>	 <u>\$ 22,407,895</u>

2. **Marked Vehicles.** None of the funds appropriated hereinabove may be expended for the salaries of personnel operating motor vehicles used to stop and actually arrest offenders of highway speed laws unless such vehicles are black, white, or a combination thereof and plainly marked with the Department's insignia.
3. **Restriction of Vehicle Use.** Notwithstanding the provisions of Article IX, Passenger and Other Vehicular Equipment (excluding Aircraft), of this Act, the Department of Public Safety may

**DEPARTMENT OF PUBLIC SAFETY**  
(Continued)

certify no more than thirty exceptions to the prohibition related to use of a state car for commuting to and from work.

4. **Emergency Calls.** The Department shall maintain for each fiscal year, the number of times supervisory officers above the rank of lieutenant respond to emergency calls requiring departure from the officer's private residence or from the office. This information shall contain specific references as to the nature of each emergency.
5. **Sale of Vehicles.** Funds derived from the sale of passenger vehicles and aircraft operated by the Department of Public Safety are hereby reappropriated to the Department of Public Safety and are to be deposited in appropriations where like purchases can be made. Should the actual receipts from the sale of vehicles exceed the amount in the capital budget rider, the Department is authorized to purchase vehicles in excess of the number listed.
6. **Abandoned Vehicles.** Funds accruing to the Department under the provisions of Chapter 683, Transportation Code, are hereby appropriated to the Department to assist in the administration of the Act.
7. **Unexpended Vehicle Appropriations.** Any unexpended balance in funds appropriated for automobile purchases in the various strategies and identified in the capital budget as transportation items, for the 2000 fiscal year are hereby reappropriated for the 2001 fiscal year.
8. **Gasoline Contingency.** In addition to funds appropriated above and contingent upon certification by the Comptroller of Public Accounts, the Department of Public Safety is hereby appropriated up to \$40,000 annualized per year from State Highway Fund No. 006 for each cent increase in the average gasoline cost per gallon to the Department above \$.90 per gallon.
9. **Aircraft Authority.** The Department of Public Safety is authorized to own, maintain and operate helicopters in performance of its responsibilities. In addition to authority to own, maintain and operate aircraft, the Department is authorized to own, maintain and operate any aircraft seized pursuant to authority contained in Chapter 481, Health and Safety Code, Chapter 59, Code of Criminal Procedure or under any other statute authorizing the Department to own, maintain, or operate seized aircraft. The Department is directed to submit, as part of its Annual Report, details on the acquisition and disposition of seized aircraft.
10. **Aviator Reimbursement.** From the amounts appropriated above, an amount not to exceed \$10,000 each year of the biennium may be used for reimbursement of costs related to aviator assistance to state agencies, such as search and rescue or disaster-related functions. Reimbursements may include actual costs of aircraft operation including fuel, oil, maintenance and routine costs incurred by trained and certified private volunteer aviators using privately-owned aircraft in state-authorized flight operations and training exercises associated with disaster-related activities. The reimbursement shall not exceed the rate approved by the state per flying hour, when such aircraft costs are not reimbursable by other governmental agencies in accordance with Chapter 418, Government Code.
11. **Controlled Substances.** All amounts received under Chapter 481, Health and Safety Code, Chapter 59, Code of Criminal Procedure, and under federal forfeiture programs are hereby appropriated to the Department of Public Safety to be used for law enforcement purposes (estimated to be \$2,400,000 in fiscal year 2000 and \$2,543,000 in fiscal year 2001 from the General Revenue Fund). Any funds unexpended at the close of each fiscal year are reappropriated for the following year. Funding priority shall be given to the purchase of new equipment for field employees. No funds received under Chapter 481, Health and Safety Code, Chapter 59, Code of Criminal Procedure and under federal forfeiture programs, shall be used to purchase real estate or make any improvements to real estate.

## DEPARTMENT OF PUBLIC SAFETY

(Continued)

12. **Seized Assets Report.** The Department of Public Safety shall file with the Governor and the Legislative Budget Board, no later than October 1 of each year and in a manner approved by the State Auditor's Office, a report disclosing information on seized/forfeited assets. The report shall contain a summary of receipts, disbursements, and fund balances for the fiscal year derived from both federal and state sources and supporting detail. The detail information shall, at a minimum, include the following:
  - a. regarding receipts: the court in which the case was adjudicated, the nature of the assets, the value of the assets, and the specific, intended use of the assets, and
  - b. regarding disbursements: the departmental control number, the departmental category, the division making the request, the specific item and amount requested, the amount the Department approved, and the actual amount expended per item.
13. **Disposition of Seized Funds.** The Department of Public Safety is hereby directed to deposit all funds currently held, or obtained in the future pursuant to seizure actions or judicial forfeiture according to rules and procedures developed by the Comptroller of Public Accounts. The Department shall cooperate with the Comptroller of Public Accounts in developing agreements and procedures for the deposit of seized state funds in accounts in the State Treasury.
14. **Witness Fees.** From the appropriations made herein, the Department of Public Safety may pay the witness fees and travel expenses of out-of-state witnesses, subject to the advance, written approval of the District Attorney for the county having venue over the law violation under investigation.
15. **Purchase of Evidence.** From the amounts appropriated above to the Department of Public Safety, an amount not to exceed one million dollars (\$1,000,000) each year of the biennium, exclusive of amounts forfeited to the Department of Public Safety by any court of competent jurisdiction and amounts received from the United States government derived from the forfeiture of monies and property, is hereby designated for the purchase of evidence and/or information and surveillance expenses deemed necessary by the Department of Public Safety; and accountability for expenditures as set forth above shall be governed by such rules and regulations as the Director of the Department of Public Safety may recommend, subject to review and approval by the State Auditor. Such amounts may be maintained in cash to facilitate the purchase of evidence, information and/or surveillance expense.
16. **Academy Costs.** The Department of Public Safety (DPS) may charge employees and students of the DPS Academy for tuition, lodging, and meals at such prices as may be set by the Department. Such funds as received are hereby appropriated to cover the expenses entailed in providing such students and employees their lodging, meals, incidental expenses, and to pay visiting instructors.
17. **Medical and Funeral Costs.** Monies appropriated above may be expended for drugs, medical, hospital, laboratory and funeral costs of law enforcement employees or other employees performing duties involving unusual risk when injury or death occurs in the performance of such duties. It is the intent of the Legislature that monies appropriated above shall not be expended for drugs, medical, hospital, laboratory or funeral costs of employees who are not actively engaged in the performance of law enforcement or other hazardous duties or of law enforcement employees when injury or death occurs in the performance of clerical or office duties as distinguished from law enforcement or other duties involving unusual risk. Monies appropriated above may also be expended for physical examinations and testing when such examinations and tests are a condition of employment or exposure to infectious diseases or hazardous materials occurs in the line of duty.

## DEPARTMENT OF PUBLIC SAFETY

(Continued)

18. **Moving Expenses.** Notwithstanding any other provision of this Act, the Department may use appropriated funds to pay the reasonable, necessary, and resulting costs of moving the household goods and effects of a commissioned peace officer employed by the Department who is transferred from one designated headquarters to another so long as the Department determines that the best interests of the State will be served by such transfer.
19. **Travel for Security Personnel.** Notwithstanding other provisions of this Act, commissioned Department of Public Safety personnel when transporting and providing security for the Governor or Governor-elect and his or her spouse and immediate family; other members of the executive, legislative, and judicial branches of state government; and visiting Governors from other states when assigned, shall be reimbursed for their actual meals, lodging and incidental expenses when on official travel in or out of the state.
20. **Historical Museum.** The Department of Public Safety is authorized to allow the Texas Department of Public Safety Historical Museum to utilize Department property for the purpose of a historical museum. No state funds are appropriated for this purpose.
21. **Polygraph Examinations.** None of the funds appropriated hereinabove may be expended for polygraph testing of commissioned law enforcement officers of the Department of Public Safety, unless requested by the officer.
22. **Stranded Motorist Assistance.** The Department of Public Safety is designated as the lead state agency to help motorists whose vehicles are disabled on state and federal roads. The Department shall obtain the cooperation of all relevant state agencies, especially the Texas Department of Transportation, and coordinate its efforts with all local law enforcement agencies and interested private businesses. As part of this initiative, the Department of Public Safety shall establish and publicize a toll free number and a universal distress signal for motorists that are in need of assistance.
23. **Supply and Inventory Cost Allocation.** The Department of Public Safety is hereby authorized to establish a supply and inventory cost pool to which appropriations may be transferred from any strategy item. These transfers shall be restricted to the purchase of supplies and inventory items. Expenditures from the cost pool shall be allocated back to the applicable strategies of the Department of Public Safety within 30 days following the close of each fiscal quarter.
24. **Criminal History Checks to Specified Licensing Agencies.** The Department of Public Safety shall provide to the agencies listed in Article 60.061, Code of Criminal Procedure, a system for checking at least annually, but not more than quarterly, or as otherwise provided by Article 60.061, the existing licensees of these agencies against information in criminal history files. The Department of Public Safety may not charge or assess a fee to an agency providing information to the Department that is in excess of the actual direct cost incurred by the Department.
25. **Contract with the State Office of Administrative Hearings.** Appropriations above include \$2,524,568 in fiscal year 2000 and \$2,489,295 in fiscal year 2001 to cover the cost of contracting with the State Office of Administrative Hearings for funding the Administrative License Revocation Program for the purpose of conducting administrative hearings and for related expenses. The Department of Public Safety and the State Office of Administrative Hearings may not enter into a contract for an amount less than the amounts specified herein. If the State Office of Administrative Hearings determines, at the end of each fiscal year, that the amount paid under the contract exceeds the necessary funding, it shall refund the difference to the Department of Public Safety. If the State Office of Administrative Hearings determines that the amounts are insufficient to fund the program, the State Office of Administrative Hearings may enter into negotiations with the Department of Public Safety in order to renegotiate the interagency contract to provide additional funds for administrative hearings. The State Office of Administrative Hearings is not appropriated any state funds from such renegotiated contracts

**DEPARTMENT OF PUBLIC SAFETY**  
(Continued)

until it gives written notice to the Legislative Budget Board and the Governor, together with written permission of the agency.

26. **Appropriations of Receipts -- Parking Violation Revenues.** The Texas Department of Public Safety shall collect a \$10.00 (ten dollar) fine for all parking violations in the Capitol Complex. All revenue received from parking violations shall be deposited to the General Revenue Fund and is hereby appropriated for use by the Department of Public Safety for Capitol Police Security and parking for the 2000-01 biennium (estimated to be \$105,000 annually in excess of the amounts appropriated above). All revenues collected from parking meters in the Capitol Complex are hereby appropriated to the Preservation Board, or as otherwise specified by statute.
27. **Contingency Appropriation Reduction.** The funds appropriated above to the Department are hereby reduced by an equal amount from the General Revenue Fund, State Highway Fund 006, or a combination of the two funds in the event the Department of Public Safety expends any funds not authorized by the General Appropriations Act, any provision within this Act which places a limitation on expenditures, or an affirmative action by the Legislature.
28. **Appropriation Transfers.** Notwithstanding any other provision of this bill, the Department of Public Safety may not transfer funds between items of appropriation in excess of 25 percent and shall notify the Governor and the Legislative Budget Board any time the Department transfers an amount of \$100,000 or more between items of appropriation. Once the cumulative total of transfers from an item exceeds \$100,000, notification shall be made of each transfer from that item thereafter, regardless of the amount. Such notification shall include the amount transferred, the strategies involved, and justification for the transfer.
29. **Complex Crime Unit.** From monies appropriated above, the Texas Department of Public Safety shall maintain a Complex Crime Unit to investigate offenses involving theft or misapplication of government property, the investigation of which requires a level of expertise in disciplines such as accounting, computer technology, or another that is not readily available to local law enforcement agencies.
  - a. The total cost of assistance including administrative costs shall not exceed \$1,000,000, to be paid in \$500,000 in fiscal year 2000 and \$500,000 in fiscal year 2001.
  - b. The Director of the Department shall employ commissioned peace officers and non-commissioned employees to perform duties required of the unit. To be eligible for employment by the Complex Crime Unit, a peace officer must have not less than four years of experience as a peace officer; and a degree from an accredited institution of higher education in law, accounting or computer science; or two or more years of experience in the investigation of complex criminal offenses or similar law. To be eligible for employment under this section, a non-commissioned employee must meet the experience, training, and educational qualifications set by the Director as requirements for investigating or assisting in the investigation of a crime.
  - c. On the request of an attorney representing the state and with approval of the Director, the Complex Crime Unit of the Department may assist local law enforcement in the investigation of crime. On the request of the Governor and with the approval of the Director, the Complex Crime Unit of the Department may investigate a crime involving harm to the interests of a state agency.
30. **Appropriations Limited to Revenue Collections: Automobile Emission Inspections.** Included in amounts appropriated above in Strategy A.1.5., Vehicle Inspection, is \$5,456,000 in fiscal year 2000 and \$5,456,000 in fiscal year 2001 for the operation of the vehicle emissions inspection and maintenance program pursuant to Section 382.037, Health and Safety Code and Executive Order GWB96-1.

**DEPARTMENT OF PUBLIC SAFETY**  
(Continued)

It is the intent of the Legislature that 75% of the fees authorized and generated by the operation of the vehicle emissions inspection and maintenance program cover, at a minimum, the costs of the appropriations made above, as well as the "other direct and indirect costs" associated with the program, appropriated elsewhere in this Act. "Other direct and indirect costs" for the vehicle emissions inspection and maintenance program are estimated to be \$433,759 for fiscal year 2000 and \$439,226 for fiscal year 2001. In the event that the actual and/or projected revenue collections are insufficient to offset the costs identified by this provision, the Legislative Budget Board may direct that the Comptroller of Public Accounts reduce the appropriation authority provided above to be within the amount of revenue expected to be available.

31. **Appropriation of Receipts: Concealed Handgun Licensing Program.** The amounts appropriated above for Strategy B.1.8., Handgun Licensing, include \$5,358,019 for fiscal year 2000 and \$5,358,018 for fiscal year 2001 from the Concealed Handgun License Account No. 991. All revenues in excess of these amounts, collected pursuant to Subchapter H, Chapter 411, Government Code, are hereby appropriated to the Department of Public Safety for the purpose of administering the Concealed Handgun Licensing Program. The total amount expended for the administration of the handgun licensing program, including "other direct and indirect costs" in the amount of \$435,472 for fiscal year 2000 and \$441,821 for fiscal year 2001, shall not exceed, in any biennium, the receipts collected pursuant to Subchapter H, Chapter 411, Government Code.
32. **Clothing Provisions.**
  - a. A commissioned officer who received a \$1,200 clothing allowance pursuant to the Appropriations Act during the 1998-99 biennium shall receive a \$1,200 clothing allowance in the 2000-01 biennium.
  - b. A commissioned officer who received a \$500 cleaning allowance pursuant to the Appropriations Act for the 1998-99 biennium shall receive a \$500 cleaning allowance in the 2000-01 biennium irrespective of promotion to any rank.
  - c. It is the intent of the Legislature that no person shall receive a \$1,200 clothing allowance unless eligible in subsection (a).
  - d. An individual who is newly hired or newly commissioned after September 1, 1997 is eligible to receive a \$500 cleaning allowance.
  - e. All non-commissioned personnel required to wear uniforms are entitled to a \$500 cleaning allowance.
33. **Appropriation: Unexpended Balances for Acquisition of Land and Other Real Property and Construction of Buildings and Facilities.** Up to \$4,201,600 in unexpended balances as of August 31, 1999, for the Texas Department of Public Safety (DPS) appropriated by the Seventy-fifth Legislature for the acquisition of land and other real property and construction of buildings and facilities are hereby reappropriated to DPS for the biennium beginning September 1, 1999, for the same purpose.
34. **Recruit Schools.** Recruits participating in the recruit school of the Texas Department of Public Safety shall not be counted toward the limit on the number of full-time equivalent positions (FTEs) for the agency until their graduation. Upon graduation, the additional officers shall not cause the Department to exceed the Department's limit on FTEs. The number of participants in the recruit schools shall be included in all required reports concerning FTEs and vacancies, but the recruits shall be reported as a separate total from the agency's other FTEs.



**DEPARTMENT OF PUBLIC SAFETY**  
(Continued)

35. **Additional Capital Budget Authority: Replacement Aircraft and Helicopter.** In addition to the provisions of Rider 1., Capital Budget, the Department of Public Safety is authorized to make capital purchases of not more than \$1,580,000 for one helicopter and one fixed-wing aircraft from the funds appropriated by this Act.
36. **Staffing Patterns.** It is the intent of the Legislature that the Department of Public Safety evaluate current staffing patterns with the objective of reducing the number of personnel stationed at Central Headquarters in Austin to less than 25% of the Department's total workforce.
37. **Training for Local Law Enforcement Agencies.** The Department of Public Safety shall reevaluate the fee-for-service policy currently in use for providing training to local law enforcement agencies and implement changes with the objective of enhancing participation.
38. **Driver License Office Wait Time.** It is the intent of the Legislature that the Department of Public Safety evaluate current operations and implement efficiency measures to reduce the wait time in Driver License Offices within current appropriations, including provisions to streamline commercial driver license testing. Not later than September 1, 2000, the Department shall report the results of the evaluation to the Legislative Budget Board.
39. **Florence Property.** The Department of Public Safety shall not sell the 1,000 acre tract of land near Florence, Texas currently owned by the Department without 30-days prior notification to the Governor and the Legislative Budget Board. The Department is prohibited from expending funds for further development of the property.
40. **Firearms Training Facility.** It is the intent of the Legislature that the Department of Public Safety coordinate with other agencies and facilities, including Camp Swift, for the use of a firearms training facility by commissioned peace officers.
41. **State History Museum.** Out of the funds appropriated for Strategy B.1.5., Capitol Security, \$116,123 and ten FTEs are included for the provision of security by the Department of Public Safety at the State History Museum during fiscal year 2001.
42. **Reporting Procedure for Land Acquisition and Construction Projects.** The Department of Public Safety shall report to the Governor, the House Appropriations Committee, the Senate Finance Committee and the Legislative Budget Board if a Department project managed by the General Services Commission and funded through appropriations by the Legislature lags six months or more behind the project's original timeline and/or exceeds the original budget by more than 25%. Reports should not include delays or cost overruns caused by acts of nature or other factors outside the control of the General Services Commission.
43. **Division of Emergency Management.** In the event of changes in Federal and State cost-sharing requirements, the Department of Public Safety shall maintain the overall level of funding for the Division of Emergency Management out of funds appropriated above.
44. **Costs for Modifications to the Administrative License Revocation Data Base.** If the Department of Public Safety makes modifications to the data base it shares with the State Office of Administrative Hearings for the administration of the Administrative License Revocation Program, the Department of Public Safety shall pay the cost of any modification necessary to make the portion of the data base used by the State Office of Administrative Hearings function properly.
45. **Recruit Employment Contract.** It is the intent of the Legislature that the Department of Public Safety develop and implement a recruit employment contract in which the recruit would be required to repay the Department for training costs if the recruit discontinues employment within a specified period of time. The Commission on Public Safety may waive the requirement

**DEPARTMENT OF PUBLIC SAFETY**  
(Continued)

for a recruit employment contract if it is documented that the requirement has a significant detrimental effect on recruitment.

46. **Appropriation for Motorcycle Education and Training.** Out of the funds appropriated for Strategy A.1.7., Education and Training, an increase of \$300,000 is included for expansion of the Motorcycle Safety Unit for motorcycle education and training purposes.
47. **EMT/Paramedic Certification.** The Department is authorized to establish a pilot program designed to provide incentives for commissioned Traffic Law Enforcement Division personnel who wish to achieve certification as emergency medical technicians or paramedics. To that end, the Department may work with the Texas Department of Health and the regional trauma advisory councils to establish these incentives.
48. **Hardship Stations.** Out of funds appropriated above, the Department of Public Safety is authorized to designate 25 hardship stations across the state based on excessive vacancies in the Traffic Law Enforcement Division. The Department shall provide incentives to commissioned peace officers accepting positions at these posts.
49. **Contingency Appropriation for Senate Bill 8.** Contingent upon the enactment of Senate Bill 8, or similar legislation relating to the compilation of criminal intelligence information pertaining to criminal street gangs, by the Seventy-sixth Legislature, Regular Session, the Department of Public Safety is hereby appropriated \$427,500 for fiscal year 2000 out of the General Revenue Fund for contract computer programming for the purpose of implementing that Act. The Department of Public Safety is hereby authorized to transfer the appropriation made pursuant to this provision to the appropriate strategy items listed above.
50. **Contingency Appropriation for Senate Bill 370.** Contingent upon the enactment of Senate Bill 370 or similar legislation relating to the continuation and functions of the Department of Public Safety, by the Seventy-sixth Legislature, Regular Session, the Department of Public Safety is hereby appropriated \$4,695,354 for fiscal year 2000 and \$986,385 for fiscal year 2001 out of the General Revenue Fund for the purpose of implementing that Act. The Department of Public Safety is hereby authorized to transfer the appropriation made pursuant to this provision to the appropriate strategy items listed above. Funds appropriated by this provision may be expended for capital budget purposes notwithstanding limitations on capital budget expenditures elsewhere in this Act. Also contingent on the enactment of Senate Bill 370, or similar legislation, the "Number of Full-time Equivalent Positions (FTE)" figure indicated above is hereby increased by 25 for fiscal year 2000 and by 30 for fiscal year 2001 specifically for non-commissioned staff to inspect commercial motor carriers and commercial motor vehicles.
51. **Contingency Appropriation for Senate Bill 565.** Contingent upon the enactment of Senate Bill 565, or similar legislation relating to the creation of a sex offender compliance unit, by the Seventy-sixth Legislature, Regular Session, the Department of Public Safety is hereby appropriated \$1,047,772 for fiscal year 2000 and \$617,772 for fiscal year 2001 out of the Fugitive Apprehension Account (Account No. 5028) for the purpose of implementing that Act. The Department of Public Safety is hereby authorized to transfer the appropriation made pursuant to this provision to the appropriate strategy items listed above. Funds appropriated by this provision may be expended for capital budget purposes notwithstanding limitations on capital budget expenditures elsewhere in this Act. Also contingent on the enactment of Senate Bill 565, or similar legislation, the "Number of Full-time Equivalent Positions (FTE)" figure indicated above is hereby increased by 12 for fiscal year 2000 and by 12 for fiscal year 2001.
- \* 52. **Contingency Appropriation for House Bill 2794.** Contingent upon the enactment of House Bill 2794, or similar legislation relating to the automation of the compulsory motor vehicle inspection system, by the Seventy-sixth Legislature, Regular Session, the Department of Public Safety is hereby appropriated \$22,466,004 for fiscal year 2000 and \$22,645,479 for fiscal year

\* See *Veto Proclamation*.

**DEPARTMENT OF PUBLIC SAFETY**  
(Continued)

2001 out of the General Revenue Fund for the purpose of implementing that Act. The Department of Public Safety is hereby authorized to transfer the appropriation made pursuant to this provision to the appropriate strategy items listed above. In no event shall the amount expended out of, or transferred from, appropriations identified by this provision exceed the amount of additional revenues generated pursuant to House Bill 2794 or similar legislation. Funds appropriated by this provision may be expended for capital budget purposes notwithstanding limitations on capital budget expenditures elsewhere in this Act.

53. **Contingency Appropriation for House Bill 865.** Contingent upon the enactment of House Bill 865 or similar legislation relating to the change of a driver license or personal identification certificate number of a victim of domestic violence, by the Seventy-sixth Legislature, Regular Session, the Department of Public Safety is hereby appropriated \$200,000 for the biennium beginning September 1, 1999 out of the General Revenue Fund for the purpose of implementing that Act. The Department of Public Safety is hereby authorized to transfer the appropriation made pursuant to this provision to the appropriate strategy items listed above. Funds appropriated by this provision may be expended for capital budget purposes notwithstanding limitations on capital budget expenditures elsewhere in this Act.
54. **Implementation of House Bill 1188.** Out of funds appropriated above, \$673,389 in fiscal year 2000 and \$399,687 in fiscal year 2001 shall be allocated for the implementation of House Bill 1188 or similar legislation relating to the creation of a DNA record for certain persons convicted of, or adjudicated as having engaged in delinquent conduct violating, the offense of murder, aggravated assault, burglary, or an offense on conviction of which registration as a sex offender is required, by the Seventy-sixth Legislature, Regular Session. Funds for the implementation of House Bill 1188 or similar legislation may be expended for capital budget purposes notwithstanding limitations on capital budget expenditures elsewhere in this Act.
55. **Implementation of House Bill 1833.** Out of funds appropriated above, \$273,600 in fiscal year 2000 shall be allocated for the implementation of House Bill 1833 or similar legislation relating to the issuance of a personal identification certificate to a justice of the peace or municipal court judge, by the Seventy-sixth Legislature, Regular Session.
56. **Implementation of House Bill 1939.** Out of funds appropriated above, \$861,566 in fiscal year 2000 and \$168,439 in fiscal year 2001 shall be allocated for the implementation of House Bill 1939 or similar legislation relating to requirements and procedures concerning driver licenses or personal identification certificates for persons subject to sex offender registration, by the Seventy-sixth Legislature, Regular Session. Funds for the implementation of House Bill 1939 or similar legislation may be expended for capital budget purposes notwithstanding limitations on capital budget expenditures elsewhere in this Act.
57. **Implementation of House Bill 2145.** Out of funds appropriated above, \$1,240,945 in fiscal year 2000 and \$483,057 in fiscal year 2001 shall be allocated for the implementation of House Bill 2145 or similar legislation relating to persons subject to sex offender registration requirements, to the supervised release of those persons, and to the consequences of engaging in certain conduct for which a person is subject to sex offender registration, by the Seventy-sixth Legislature, Regular Session. Funds for the implementation of House Bill 2145 or similar legislation may be expended for capital budget purposes notwithstanding limitations on capital budget expenditures elsewhere in this Act.
58. **Contingency Appropriation for House Bill 3492.** Contingent upon the enactment of House Bill 3492 or similar legislation relating to the requirement that the motor vehicle of a person convicted of certain offenses involving the operation of a motor vehicle while intoxicated be equipped with an ignition interlock device and that the Department of Public Safety establish minimum standards for vendors of ignition interlock devices, by the Seventy-sixth Legislature, Regular Session, the Department of Public Safety is hereby appropriated \$132,779 for fiscal year 2000 and \$64,089 for fiscal year 2001 out of the General Revenue Fund for the purpose of

**DEPARTMENT OF PUBLIC SAFETY**  
(Continued)

implementing that Act. The Department of Public Safety is hereby authorized to transfer the appropriation made pursuant to this provision to the appropriate strategy items listed above. Funds appropriated by this provision may be expended for capital budget purposes notwithstanding limitations on capital budget expenditures elsewhere in this Act.

59. **Contingency Appropriation for House Bill 3641.** Contingent upon the enactment of House Bill 3641 or similar legislation relating to the suspension, revocation, cancellation, and certain other actions in connection with a license to operate a motor vehicle on a highway in this state, by the Seventy-sixth Legislature, Regular Session, the Department of Public Safety is hereby appropriated \$105,600 for fiscal year 2000 out of the General Revenue Fund for the purpose of implementing that Act. The Department of Public Safety is hereby authorized to transfer the appropriation made pursuant to this provision to the appropriate strategy items listed above.
60. **Sunset Contingency.** Funds appropriated above for fiscal year 2001 for the Department of Public Safety are made contingent on the continuation of the Department of Public Safety by the Legislature. In the event the Department is not continued, the funds appropriated for fiscal year 2000, or as much thereof as may be necessary, are to be used to provide for the phase out of agency operations.

**YOUTH COMMISSION**

	For the Years Ending	August 31,	August 31,
	2000	2000	2001

**A. Goal: PROTECT PUBLIC**

To protect the public from the delinquent and criminal acts of TYC youth while they are in institutional or community-based correctional programs.

**A.1.1. Strategy: CORRECTIONAL PROGRAMS**

Provide a continuum of TYC-operated and contracted correctional programs under conditions that promote the youth's positive development, and the interests and safety of the public, youth and staff.

**Output (Volume):**

Average Daily Population: Correctional Programs

5,802

5,977

**Efficiencies:**

Capacity Cost in Correctional Programs per Youth Day

76.4

75.62

	\$ 161,803,647	\$ 164,964,059
--	----------------	----------------

**A.1.2. Strategy: ASSESSMENT AND ORIENTATION**

Provide a system of assessment and orientation which is culturally competent and accurately determines the relative security risk and treatment needs of committed youth so they are placed in appropriate programs.

**Output (Volume):**

Average Daily Population: Assessment and Orientation

424

436

	\$ 3,756,845	\$ 3,794,898
--	--------------	--------------

**YOUTH COMMISSION**  
(Continued)

<b>A.1.3. Strategy:</b> CONSTRUCT AND RENOVATE FACILITIES	\$ 36,130,728	\$ 11,300,000 <u>&amp; U.B.</u>
---	---------------	------------------------------------

Construct and renovate TYC facilities in order to provide sufficient capacity and proper conditions.

<b>Total, Goal A:</b> PROTECT PUBLIC	\$ 201,691,220	\$ 180,058,957
--------------------------------------	----------------	----------------

**B. Goal:** ENABLE PRODUCTIVITY  
To enable TYC youth through habilitation to become productive and responsible citizens.

**Outcome (Results/Impact):**

Diploma or GED Rate	34%	34%
Percent Reading at Grade Level at Release	25%	25%

<b>B.1.1. Strategy:</b> EDUCATION AND WORKFORCE PROGRAMS	\$ 24,252,075	\$ 24,469,758
--	---------------	---------------

Provide or facilitate 12-month academic, GED, and workforce preparation programs.

**Output (Volume):**

Average Daily Attendance in TYC-Operated Schools	3,863	4,068
Average Daily Attendance in Career and Technology Education Courses in TYC-Operated Schools	1,512	1,571

**C. Goal:** PROVIDE REHABILITATION  
To reduce the delinquent and criminal behavior of youth committed to TYC, and of youth currently residing in Texas and adjudicated delinquent by other states.

**Outcome (Results/Impact):**

One Year Rearrest Rate	44%	43%
One Year Rearrest Rate for Violent Offenses	11%	11%
One Year Reincarceration Rate: Total	26%	26%
Three Year Reincarceration Rate: Total	50%	50%

<b>C.1.1. Strategy:</b> CORRECTIONAL TREATMENT	\$ 16,268,494	\$ 17,044,732
--	---------------	---------------

Provide, through a competency-based resocialization system, correctional treatment programs appropriate to youth of all cultures.

**Output (Volume):**

ADP: Correctional Treatment	5,228	5,391
-----------------------------	-------	-------

**Efficiencies:**

Correctional Treatment Cost per Youth Day	8.53	8.66
---	------	------

<b>C.1.2. Strategy:</b> SPECIALIZED CORRECTIONAL TREATMENT	\$ 6,976,154	\$ 7,161,483
--	--------------	--------------

Provide a system of culturally competent specialized correctional treatment programs for youth with the specialized needs of capital offense history, sex offense history, chemical abuse dependence, emotional disturbance, or mental retardation.

**Output (Volume):**

Average Daily Population: Specialized Correctional Treatment	1,005	1,062
--	-------	-------

**Efficiencies:**

Specialized Correctional Treatment Cost per Youth Day	19.02	18.48
---	-------	-------

<b>C.1.3. Strategy:</b> AFTERCARE SERVICES	\$ 9,399,096	\$ 9,423,073
--	--------------	--------------

Provide a system of aftercare services.

**Output (Volume):**

Average Daily Population: Aftercare	3,120	3,293
-------------------------------------	-------	-------

**YOUTH COMMISSION**  
(Continued)

**Efficiencies:**

Aftercare Cost per Youth Day 8.25 7.84

**C.1.4. Strategy:** INTERSTATE AGREEMENT \$ 209,920 \$ 209,996  
Implement the interstate cooperative agreement regarding the return and supervision of runaways and the supervision of juvenile probationers and parolees.

**Total, Goal C:** PROVIDE REHABILITATION \$ 32,853,664 \$ 33,839,284

**D. Goal:** PREVENT DELINQUENCY

Help prevent delinquent behavior.

**D.1.1. Strategy:** PROVIDE PREVENTION INFORMATION \$ 157,791 \$ 157,896

Provide assistance and information to support state and local efforts in delinquency prevention.

**E. Goal:** INDIRECT ADMINISTRATION

**E.1.1. Strategy:** CENTRAL ADMINISTRATION \$ 4,678,115 \$ 4,679,694

**E.1.2. Strategy:** INFORMATION RESOURCES \$ 3,777,369 \$ 3,446,282

**E.1.3. Strategy:** OTHER SUPPORT SERVICES \$ 1,153,912 \$ 1,154,135

**Total, Goal E:** INDIRECT ADMINISTRATION \$ 9,609,396 \$ 9,280,111

**Grand Total, YOUTH COMMISSION** \$ 268,564,146 \$ 247,806,006

**Method of Financing:**

General Revenue Funds

General Revenue Fund \$ 211,254,223 \$ 214,720,743

Earned Federal Funds 85,000 85,000

Subtotal, General Revenue Funds \$ 211,339,223 \$ 214,805,743

Federal Funds 25,314,920 22,348,310

Other Funds

Appropriated Receipts 189,052 194,324

Interagency Contracts 10,090,223 10,457,629

Bond Proceeds - General Obligation Bonds 21,630,728                     

Subtotal, Other Funds \$ 31,910,003 \$ 10,651,953

**Total, Method of Financing** \$ 268,564,146 \$ 247,806,006

**Number of Full-time Equivalent Positions (FTE)** 4,963.5 5,071.0

**Schedule of Exempt Positions and Per Diem of Board Members**

Executive Director, Group 4 \$110,000 \$110,000

Per Diem of Board Members 3,600 3,600

1. **Capital Budget.** None of the funds appropriated above may be expended for capital budget items except as listed below. The amounts shown below shall be expended only for the purposes shown and are not available for expenditure for other purposes. Amounts appropriated above and identified in this provision as appropriations either for "Lease payments to the

**YOUTH COMMISSION**  
(Continued)

Master Lease Purchase Program" or for items with an "(MLPP)" notation shall be expended only for the purpose of making lease-purchase payments to the Texas Public Finance Authority pursuant to the provisions of V.T.C.S., Art. 601d, Sec. 9A.

	<u>2000</u>	<u>2001</u>
<b>a. Construction of Buildings and Facilities</b>		
(1) Expand McLennan County Facility (add 320 single cell beds)	\$ 17,616,903	\$ 11,300,000 & U.B.
(2) Corsicana Residential Treatment Center (convert education building to 48 beds; construct new education building)	3,381,156	U.B.
(3) Gainesville State School (convert security building to 24 beds; construct 30 bed security/infirmary building)	2,995,743	U.B.
(4) Add 64 Beds and Other Improvements at Sheffield Boot Camp (see also Rider 13)	6,569,449	
(5) Construct Employee Housing at Sheffield Boot Camp	<u>\$ 800,000</u>	<u>\$ U.B.</u>
<b>Total, Construction of Buildings and Facilities</b>	<u>\$ 31,363,251</u>	<u>\$ 11,300,000</u>
<b>b. Repair or Rehabilitation or Other Construction at Existing Buildings and Facilities</b>		
	4,767,477	U.B.
<b>c. Acquisition of Information Resource Technologies</b>		
(1) Acquisition of Telephone Systems (MLPP 1998-99 acquisitions)	20,600	20,600
(2) Computer Equipment & Software: New Facilities (MLPP Payments for 1998-99 acquisitions)	<u>\$ 483,140</u>	<u>\$ 151,662</u>
<b>Total, Acquisition of Information Resource Technologies</b>	<u>\$ 503,740</u>	<u>\$ 172,262</u>
<b>d. Transportation Items</b>		
(1) Acquisition of Transportation Items (MLPP Payments for 1998-99 acquisitions)	914,537	511,145
(2) Replace Vehicles	744,300	U.B.
(3) Acquisition of Transportation Items for New Facility - McLennan County	<u>\$ 243,100</u>	<u>\$</u>
<b>Total, Transportation Items</b>	<u>\$ 1,901,937</u>	<u>\$ 511,145</u>
<b>e. Acquisition of Capital Equipment and Items</b>		
(1) Radio System for New Facility - McLennan County	225,000	
(2) Radio Conversion to Meet FCC Requirements - Phase I	<u>\$ 1,243,125</u>	<u>\$ 1,243,125</u>
<b>Total, Acquisition of Capital Equipment and Items</b>	<u>\$ 1,468,125</u>	<u>\$ 1,243,125</u>
<b>Total, Capital Budget</b>	<u>\$ 40,004,530</u>	<u>\$ 13,226,532</u>

**YOUTH COMMISSION**  
(Continued)

Method of Financing (Capital Budget):

General Revenue Fund	\$	3,873,802	\$	1,926,532
Federal Funds		14,500,000		11,300,000
Federal Funds				& U.B.
Bond Proceeds - General Obligation Bonds (see also Rider 13)		21,630,728		U.B.
Total, Method of Financing		\$ 40,004,530		\$ 13,226,532

2. **Interagency Contract Authorized, West Texas State School.** The Texas Youth Commission is authorized to lease from The University of Texas, for a term of years and upon conditions that are mutually agreeable to the Texas Youth Commission and The University of Texas, under authority of the Interagency Cooperation Act, certain facilities situated at Pyote Air Force Base, in Ward County, Texas (same being located in Block 16, University Lands). The Texas Youth Commission is authorized to pay to The University of Texas as rental for such a lease a sum not to exceed Ten Dollars (\$10) per year.
  
3. **Appropriation of Other Agency Funds.** Any unexpended balances remaining in Independent School District Funds (Not to Exceed \$155,000 included in Strategy B.1.1 above), the Student Benefit Fund (Not to Exceed \$250,000), the Canteen Revolving Funds (Not to Exceed \$7,500) and the Conference Account (Not to Exceed \$3,500) and any gifts, grants, and donations as of August 31, 1999 and August 31, 2000 (estimated to be \$247,000 per year) and any revenues accruing to those funds are appropriated to those funds for the succeeding fiscal years. Funds collected by vocational training shops at Texas Youth Commission institutions, including unexpended balances as of August 31, 1999 (Not to Exceed \$35,000) are hereby appropriated for the purpose of purchasing and maintaining parts, tools, and other supplies necessary for the operation of those shops.
  
4. **Revolving Funds.** The Texas Youth Commission may establish out of any funds appropriated herein a revolving fund not to exceed Ten Thousand Dollars (\$10,000) in the Central Office, and Ten Thousand Dollars (\$10,000) in each institution, field office, or facility under its direction. Payments from these revolving funds may be made as directed by the commission. Reimbursement to such revolving funds shall be made out of appropriations provided for in this Article.
  
5. **Student Employment.** Subject to the approval of the Texas Youth Commission, students residing in any Texas Youth Commission facility may be assigned necessary duties in the operations of the facility and be paid on a limited basis out of any funds available to the respective institutions or facility not to exceed Fifty Thousand Dollars (\$50,000) a year for each institution and Ten Thousand Dollars (\$10,000) a year for any other facility.
  
6. **Support Payment Collections.** The Texas Youth Commission shall annually report to the Governor's Office of Budget and Planning and to the Legislative Budget Board the number of active accounts, including the amounts owed to the state pursuant to the Texas Family Code, Section 54.06(a) court orders, and the total amount of funds collected.
  
7. **Federal Foster Care Claims.** Within the appropriations made above, the Department of Protective and Regulatory Services, the Texas Youth Commission and the Juvenile Probation Commission shall document possible foster care claims for children in juvenile justice programs and maintain an interagency agreement to implement strategies and responsibilities necessary to claim additional federal foster care funding; and consult with juvenile officials from other states and national experts in designing better foster care funding initiatives.
  
8. **Services to Employees.** Out of the appropriations authorized, the Texas Youth Commission may provide treatment and hospitalization, at the facilities under their direction, of employees



**YOUTH COMMISSION**  
(Continued)

injured in the performance of their duties and may reimburse employees in an amount not to exceed \$500 per incident per employee for damage to eyeglasses, hearing aids, false teeth, and other prosthetic devices caused by agency clients.

9. **Fire Prevention and Safety.** In instances in which regular employees of facilities operated by the Texas Youth Commission are assigned extra duties in fire prevention programs, the following payments are authorized in addition to the salary rates stipulated by the provisions of Article IX of this Act relating to the position classifications and assigned salary ranges:

Fire Chief	\$75 per month
Assistant Fire Chief	\$65 per month
Fire Brigade Members	\$50 per month

10. **Charges to Employees and Guests.**

- a. Collections for services rendered Texas Youth Commission employees and guests shall be made by a deduction from the recipient's salary or by cash payment in advance. Such deductions and other receipts for these services from employees and guests are hereby reappropriated to the facility. Refunds of excess collections shall be made from the appropriation to which the collection was deposited.
- b. As compensation for services rendered and notwithstanding any other provision in this Act, any facility under the jurisdiction of the Texas Youth Commission may provide free meals for food service personnel and volunteer workers, and may furnish housing facilities, meals and laundry service in exchange for services rendered by interns, chaplains in training, and student nurses.

11. **Oversight of Construction Projects.** The Commission shall contract with the Department of Criminal Justice for construction management services for all construction projects involving the expenditure of bond funds appropriated above.

12. **Specialized Treatment Report.** The Texas Youth Commission shall, in its annual report, provide an assessment of the effectiveness of specialized treatment, emphasizing re-arrest rates of offenders receiving treatment.

13. **Unexpended Balances.** Unobligated balances (estimated to be \$3,000,000 in General Obligation Bonds) as of August 31, 1999, in appropriations made by House Bill 1, Acts of the Seventy-fifth Legislature, Regular Session, 1997, as identified in Article V, Section 1, Capital Budget, and House Bill 1, Acts of the Seventy-fourth Legislature, Regular Session, 1995, as identified in Article V, Section 1, Capital Budget, are reappropriated for the identical purposes for the biennium beginning September 1, 1999, and \$1,009,435 of the unobligated balances is allocated for the expansion of the Sheffield Boot Camp in addition to the amounts for this purpose shown in item a.(4) of the Capital Budget.

14. **Salaries, Education Professionals.**

- a. Each principal, supervisor, and classroom teacher employed in an institution operated by the Texas Youth Commission shall receive a monthly salary to be computed as follows: The applicable monthly salary rate specified in Section 21.402, Texas Education Code, as amended, shall be multiplied by ten to arrive at a ten month salary rate. Such rate shall be divided by the number of days required in Section 21.401, Texas Education Code, for ten-month employees, and the resulting daily rate shall be multiplied by the number of on-duty days required of Texas Youth Commission educators, resulting in the adjusted annual salary. The adjusted annual salary is to be divided by twelve to arrive at the monthly rate. Salary rates for educational aides commencing employment before September 1, 1999 shall

**YOUTH COMMISSION**  
(Continued)

be calculated in the same manner, using 60 percent of the salary rate specified in Section 21.402, Texas Education Code.

- b. The Texas Youth Commission may authorize salary rates at amounts above the adjusted annual salary determined in the preceding formula, but such rates, including longevity for persons commencing employment on September 1, 1983, or thereafter, and excluding hazardous duty pay, shall never exceed the rates of pay for like positions paid in the public schools of the city in which the Texas Youth Commission institution is located. Any authorized local increments will be in addition to adjusted annual salaries.
  - c. There is hereby appropriated to the Texas Youth Commission from any unexpended balances on hand as of August 31, 2000, funds necessary to meet the requirements of this section in fiscal year 2001 in the event adjustments are made in the salary rates specified in the Texas Education Code or in salary rates paid by the public schools where Texas Youth Commission facilities are located.
15. **State-Owned Housing Authorized.** As of September 1, 1998, the chief superintendent, assistant superintendent and the director of security are authorized to live in state-owned housing at a rate determined by the Commission. Other commission employees may live in state-owned housing as set forth in Article IX, Section 10.18, State Owned Housing - Recover Housing Costs, of this Act. Fees for employee housing are hereby reappropriated to be used for maintaining employee housing.
16. **Appropriation Transfers Between Fiscal Years.** In addition to the transfer authority provided elsewhere in this Act, the Texas Youth Commission may transfer appropriations in an amount not to exceed \$9.8 million made for fiscal year 2001 to fiscal year 2000 subject to the following conditions provided by this section:
- a. Transfers under this section may be made only if (1) juvenile correctional populations exceed appropriated areas of daily population targets or (2) for any other emergency expenditure, including expenditures necessitated by public calamity.
  - b. A transfer authorized by this section must receive prior approval from the Governor and the Legislative Budget Board.
  - c. The Comptroller of Public Accounts shall cooperate as necessary to assist the completion of a transfer and spending under this section.
17. **Project RIO.** It is the intent of the Legislature that the Texas Workforce Commission, the Texas Department of Criminal Justice, and the Texas Youth Commission together enhance the effectiveness of Project RIO by improving cohesive program delivery among the three agencies. The agencies shall together develop and implement a strategic plan for the implementation of a more cohesive and effective Project RIO program which will emphasize necessary skill development, rehabilitation, and appropriate assessment of the offender prior to release. Not later than March 1, 2000, the strategic plan, jointly prepared by the three agencies, and including specific strategies, measures, timeframes for program improvement, and a methodology for program evaluation, shall be submitted to the Legislative Budget Board and the Governor. With regards to appropriations for Project RIO, while total project funds are appropriated to the Texas Workforce Commission, interagency contracts are to be maintained during the 2000-01 biennium with the Texas Youth Commission at no less than the level maintained as of August 31, 1999.
18. **Training for GED and Reading Skills.** It is the intent of the Legislature that the Texas Youth Commission, to the extent possible, use funds appropriated above in Strategy B.1.1., Education and Workforce Programs, to prioritize reading at grade level and preparation for the GED in its educational program. A report containing statistical information regarding student performance

**YOUTH COMMISSION**  
(Continued)

on the Test of Adult Basic Education (TABE) shall be submitted to the Senate Finance Committee, House Appropriations Committee, the Legislative Budget Board, and the Governor on or before December 1, 2000.

19. **Salary Adjustment Authorized.** Notwithstanding other provisions of this Act, the Texas Youth Commission is authorized to adjust salaries of Juvenile Correctional Officers I, Juvenile Correctional Officers II, Juvenile Correctional Officers III, Juvenile Correctional Officers IV, and Juvenile Correctional Officers V to rates within the designated salary group for the purpose of recruiting, employing and retaining career juvenile correctional personnel. Merit raises are prohibited for all Juvenile Correctional Officers who are receiving or are eligible to receive step adjustments in the career ladder system.

**Retirement and Group Insurance**

	For the Years Ending	
	August 31, 2000	August 31, 2001
<b>A. Goal: EMPLOYEES RETIREMENT SYSTEM</b>		
<b>A.1.1. Strategy: RETIREMENT CONTRIBUTIONS</b>	\$ 95,628,965	\$ 98,421,504
Provide an actuarially sound level of funding as defined by state law. Estimated		
<b>A.1.2. Strategy: GROUP INSURANCE</b>	\$ 200,794,186	\$ 211,550,746
Provide a basic health care and life insurance program for general state employees. Estimated		
<b>A.1.3. Strategy: LAW ENFORCEMENT BENEFITS</b>	<u>\$ 800,000</u>	<u>\$ 800,000</u>
Provide for the payment of death benefits to beneficiaries of law enforcement officials as required by Section 615, Government Code. Estimated		
<b>Total, Goal A: EMPLOYEES RETIREMENT SYSTEM</b>	<u>\$ 297,223,151</u>	<u>\$ 310,772,250</u>
<b>Grand Total, RETIREMENT AND GROUP INSURANCE</b>	<u>\$ 297,223,151</u>	<u>\$ 310,772,250</u>
<b>Method of Financing:</b>		
General Revenue Fund, estimated	\$ 252,276,357	\$ 263,946,340
General Revenue Fund - Dedicated, estimated	6,400,108	6,635,011
State Highway Fund No. 006, estimated	36,141,582	37,688,378
Federal Funds, estimated	1,938,456	2,017,016
Other Special State Funds, estimated	<u>466,648</u>	<u>485,505</u>
<b>Total, Method of Financing</b>	<u>\$ 297,223,151</u>	<u>\$ 310,772,250</u>

## Social Security and Benefit Replacement Pay

	For the Years Ending August 31, 2000	August 31, 2001
--	--	--------------------

**A. Goal: SOCIAL SECURITY/BENEFIT REPLACEMENT**  
To provide funding to the Comptroller of Public Accounts for Social Security Contributions and Benefit Replacement Pay.

<b>A.1.1. Strategy: STATE MATCH -- EMPLOYER</b> Provide an employer match for Social Security contributions. Estimated	\$ 117,152,781	\$ 120,571,357
---	----------------	----------------

<b>A.1.2. Strategy: BENEFIT REPLACEMENT PAY</b> Provide Benefit Replacement Pay to eligible employees. Estimated	\$ 30,535,516	\$ 27,784,805
---	---------------	---------------

<b>Total, Goal A: SOCIAL SECURITY/BENEFIT REPLACEMENT</b>	\$ 147,688,297	\$ 148,356,162
---	----------------	----------------

<b>Grand Total, SOCIAL SECURITY AND BENEFIT REPLACEMENT PAY</b>	\$ 147,688,297	\$ 148,356,162
---	----------------	----------------

**Method of Financing:**

General Revenue Fund, estimated	\$ 122,390,873	\$ 123,032,980
General Revenue Fund - Dedicated, estimated	4,199,294	4,203,868
State Highway Fund No. 006, estimated	19,878,521	19,889,836
Federal Funds, estimated	1,022,821	1,027,057
Other Special State Funds, estimated	196,788	202,421

<b>Total, Method of Financing</b>	\$ 147,688,297	\$ 148,356,162
-----------------------------------	----------------	----------------

## Bond Debt Service Payments

	For the Years Ending August 31, 2000	August 31, 2001
--	--	--------------------

**A. Goal: FINANCE CAPITAL PROJECTS**  
To provide funding to the Texas Public Finance Authority for the payment of general obligation bond debt service requirements.

<b>A.1.1. Strategy: BOND DEBT SERVICE</b>  Make general obligation bond debt service payments in compliance with bond covenants.	\$ 226,900,815	\$ 237,443,245 & U.B.
--	----------------	--------------------------

<b>Grand Total, BOND DEBT SERVICE PAYMENTS</b>	\$ 226,900,815	\$ 237,443,245
--	----------------	----------------

**Bond Debt Service Payments**  
(Continued)

<b>Method of Financing:</b>		
General Revenue Fund	\$ 224,263,253	\$ 234,783,811
Current Fund Balance	<u>2,637,562</u>	<u>2,659,434</u>
<b>Total, Method of Financing</b>	<b><u>\$ 226,900,815</u></b>	<b><u>\$ 237,443,245</u></b>

**Lease Payments**

	For the Years Ending	
	August 31,	August 31,
	<u>2000</u>	<u>2001</u>

**Out of the General Revenue Fund:**

**A. Goal: FINANCE CAPITAL PROJECTS**

To provide funding to the General Services Commission for payment to Texas Public Finance Authority for the payment of revenue bond debt service requirements.

**A.1.1. Strategy: LEASE PAYMENTS**

	\$ 2,033,974	\$ 2,122,235
	<u>                    </u>	<u>                    </u>
		<b>&amp; U.B.</b>

Make lease payments to the Texas Public Finance Authority on facilities financed through the Texas Public Finance Authority.

<b>Grand Total, LEASE PAYMENTS</b>	<b><u>\$ 2,033,974</u></b>	<b><u>\$ 2,122,235</u></b>
------------------------------------	----------------------------	----------------------------

**SPECIAL PROVISIONS RELATING TO  
PUBLIC SAFETY AND CRIMINAL JUSTICE**

Sec. 2. **Authorization to Receive, Administer, and Disburse Federal Crime Funds.** Out of funds appropriated above, the Texas Department of Criminal Justice, the Texas Juvenile Probation Commission, and the Texas Youth Commission, may allocate matching funds in order to secure federal grants for the construction, expansion, renovation, and operation of correctional facilities and services, as authorized by federal legislation. These agencies are authorized to receive and disburse, in accordance with plans acceptable to the responsible federal agency, all federal monies that are made available to the state for programs, projects, or services that otherwise could not be funded or undertaken without the receipt of such funding. Such federal funds are hereby appropriated to the specific purpose or purposes for which they are granted or otherwise made available. At least 14 days prior to any expenditure of such federal funds, documentation of the proposed use of the funds shall be provided to the Legislative Budget Board and the Governor.

Sec. 3. **Purchase of TDCJ Products.** It is the intent of the Legislature that state public safety and criminal justice agencies use products produced by the Institutional Division of the Texas Department of Criminal Justice to the greatest extent possible when either renovating existing facilities or constructing new facilities.

**RECAPITULATION - ARTICLE V  
PUBLIC SAFETY AND CRIMINAL JUSTICE  
(General Revenue)**

	For the Years Ending	
	August 31, 2000	August 31, 2001
Adjutant General's Department	\$ 11,349,785	\$ 11,492,101
Alcoholic Beverage Commission	24,197,141	23,599,740
Contingency Appropriations	<u>315,087</u>	<u>322,996</u>
Total	24,512,228	23,922,736
Criminal Justice, Department of	2,186,660,334	2,164,024,635
Rider Appropriations	<u>9,800,000</u>	<u>9,800,000</u>
Total	2,196,460,334	2,164,024,635
Criminal Justice Policy Council	1,200,692	1,229,528
Fire Protection, Commission on		
Jail Standards, Commission on	980,971	980,971
Juvenile Probation Commission	84,452,124	85,431,661
Law Enforcement Officer Standards and Education, Commission on		
Local Continuing Education for Peace Officers		
Military Facilities Commission, Texas	2,062,757	1,246,431
Polygraph Examiners Board	88,508	88,508
Rider Appropriations	<u>5,000</u>	<u>5,000</u>
Total	93,508	88,508
Private Investigators and Private Security Agencies, Board of	1,753,834	1,753,834
Public Safety, Department of	7,243,784	7,243,783
Rider Appropriations	2,505,000	2,648,000
Contingency Appropriations	<u>28,027,237</u>	<u>23,695,953</u>
Total	37,776,021	33,587,736
Youth Commission, Texas	<u>211,339,223</u>	<u>214,805,743</u>
Subtotal, Public Safety and Criminal Justice	<u>\$ 2,571,981,477</u>	<u>\$ 2,538,563,884</u>
Retirement and Group Insurance	252,276,357	263,946,340
Social Security and Benefit Replacement Pay	<u>122,390,873</u>	<u>123,032,980</u>
Subtotal, Employee Benefits	<u>\$ 374,667,230</u>	<u>\$ 386,979,320</u>
Bond Debt Service Payments	224,263,253	234,783,811
Lease Payments	<u>2,033,974</u>	<u>2,122,235</u>
Subtotal, Debt Service	<u>\$ 226,297,227</u>	<u>\$ 236,906,046</u>
TOTAL, ARTICLE V - Public Safety and Criminal Justice	<u>\$ 3,172,945,934</u>	<u>\$ 3,162,449,250</u>

**RECAPITULATION - ARTICLE V  
PUBLIC SAFETY AND CRIMINAL JUSTICE  
(General Revenue - Dedicated)**

	For the Years Ending	
	August 31, 2000	August 31, 2001
Adjutant General's Department	\$	\$
Alcoholic Beverage Commission		
Criminal Justice, Department of	57,580,583	57,580,583
Rider Appropriations	<u>2,091,809</u>	<u>                  </u>
Total	<u>59,672,392</u>	<u>57,580,583</u>
Criminal Justice Policy Council		
Fire Protection, Commission on	2,753,985	2,753,985
Jail Standards, Commission on		
Juvenile Probation Commission		
Law Enforcement Officer Standards and Education, Commission on	2,219,512	2,252,976
Rider Appropriations	<u>10,000</u>	<u>10,000</u>
Total	<u>2,229,512</u>	<u>2,262,976</u>
Local Continuing Education for Peace Officers	6,000,000	6,000,000
Military Facilities Commission, Texas		
Polygraph Examiners Board		
Private Investigators and Private Security Agencies, Board of		
Public Safety, Department of	44,924,939	44,484,078
Contingency Appropriations	<u>1,047,772</u>	<u>617,772</u>
Total	<u>45,972,711</u>	<u>45,101,850</u>
Youth Commission, Texas	<u>                  </u>	<u>                  </u>
Subtotal, Public Safety and Criminal Justice	<u>\$ 116,628,600</u>	<u>\$ 113,699,394</u>
Retirement and Group Insurance	6,400,108	6,635,011
Social Security and Benefit Replacement Pay	<u>4,199,294</u>	<u>4,203,868</u>
Subtotal, Employee Benefits	<u>\$ 10,599,402</u>	<u>\$ 10,838,879</u>
Bond Debt Service Payments		
Lease Payments	<u>                  </u>	<u>                  </u>
Subtotal, Debt Service	<u>\$</u>	<u>\$</u>
<b>TOTAL, ARTICLE V - Public Safety and Criminal Justice</b>	<u><u>\$ 127,228,002</u></u>	<u><u>\$ 124,538,273</u></u>

**RECAPITULATION - ARTICLE V  
PUBLIC SAFETY AND CRIMINAL JUSTICE  
(Federal Funds)**

	For the Years Ending	
	August 31, 2000	August 31, 2001
	<u>                    </u>	<u>                    </u>
Adjutant General's Department	\$ 16,676,250	\$ 16,846,425
Alcoholic Beverage Commission		
Criminal Justice, Department of	36,617,936	34,297,011
Criminal Justice Policy Council	50,000	50,000
Fire Protection, Commission on		
Jail Standards, Commission on		
Juvenile Probation Commission	11,339,030	11,339,030
Law Enforcement Officer Standards and Education, Commission on	250,000	250,000
Local Continuing Education for Peace Officers		
Military Facilities Commission, Texas	46,663,461	647,461
Polygraph Examiners Board		
Private Investigators and Private Security Agencies, Board of		
Public Safety, Department of	13,546,113	13,546,113
Youth Commission, Texas	<u>25,314,920</u>	<u>22,348,310</u>
Subtotal, Public Safety and Criminal Justice	<u>\$ 150,457,710</u>	<u>\$ 99,324,350</u>
Retirement and Group Insurance	1,938,456	2,017,016
Social Security and Benefit Replacement Pay	<u>1,022,821</u>	<u>1,027,057</u>
Subtotal, Employee Benefits	<u>\$ 2,961,277</u>	<u>\$ 3,044,073</u>
Bond Debt Service Payments		
Lease Payments	<u>                    </u>	<u>                    </u>
Subtotal, Debt Service	<u>\$</u>	<u>\$</u>
 TOTAL, ARTICLE V - Public Safety and Criminal Justice	 <u>\$ 153,418,987</u>	 <u>\$ 102,368,423</u>



**RECAPITULATION - ARTICLE V  
PUBLIC SAFETY AND CRIMINAL JUSTICE  
(Other Funds)**

	For the Years Ending	
	August 31, 2000	August 31, 2001
Adjutant General's Department	\$ 220,000	\$ 220,000
Alcoholic Beverage Commission	502,464	502,464
Criminal Justice, Department of	34,890,048	25,584,496
Rider Appropriations	<u>60,231,070</u>	<u>25,584,496</u>
Total	<u>95,121,118</u>	<u>25,584,496</u>
Criminal Justice Policy Council		
Fire Protection, Commission on		
Jail Standards, Commission on	6,000	6,000
Juvenile Probation Commission	12,093,868	12,093,868
Rider Appropriations	<u>1,000,000</u>	<u>12,093,868</u>
Total	<u>13,093,868</u>	<u>12,093,868</u>
Law Enforcement Officer Standards and Education, Commission on	49,500	49,500
Local Continuing Education for Peace Officers		
Military Facilities Commission, Texas	6,524,982	5,541,895
Polygraph Examiners Board		
Private Investigators and Private Security Agencies, Board of	971,595	971,595
Public Safety, Department of	273,401,694	273,496,582
Rider Appropriations	<u>4,201,600</u>	<u>273,496,582</u>
Total	<u>277,603,294</u>	<u>273,496,582</u>
Youth Commission, Texas	31,910,003	10,651,953
Rider Appropriations	<u>3,543,000</u>	<u>247,000</u>
Total	<u>35,453,003</u>	<u>10,898,953</u>
 Subtotal, Public Safety and Criminal Justice	 <u>\$ 429,545,824</u>	 <u>\$ 329,365,353</u>
Retirement and Group Insurance	36,608,230	38,173,883
Social Security and Benefit Replacement Pay	<u>20,075,309</u>	<u>20,092,257</u>
Subtotal, Employee Benefits	<u>\$ 56,683,539</u>	<u>\$ 58,266,140</u>
Bond Debt Service Payments	2,637,562	2,659,434
Lease Payments	<u>                    </u>	<u>                    </u>
Subtotal, Debt Service	<u>\$ 2,637,562</u>	<u>\$ 2,659,434</u>
Less Interagency Contracts	<u>\$ 38,319,019</u>	<u>\$ 38,688,226</u>
 TOTAL, ARTICLE V - Public Safety and Criminal Justice	 <u>\$ 450,547,906</u>	 <u>\$ 351,602,701</u>

**RECAPITULATION - ARTICLE V  
PUBLIC SAFETY AND CRIMINAL JUSTICE  
(All Funds)**

	For the Years Ending	
	August 31, 2000	August 31, 2001
	<u>                    </u>	<u>                    </u>
Adjutant General's Department	\$ 28,246,035	\$ 28,558,526
Alcoholic Beverage Commission	24,699,605	24,102,204
Contingency Appropriations	<u>315,087</u>	<u>322,996</u>
Total	<u>25,014,692</u>	<u>24,425,200</u>
Criminal Justice, Department of	2,315,748,901	2,281,486,725
Rider Appropriations	<u>72,122,879</u>	<u>                    </u>
Total	<u>2,387,871,780</u>	<u>2,281,486,725</u>
Criminal Justice Policy Council	1,250,692	1,279,528
Fire Protection, Commission on	2,753,985	2,753,985
Jail Standards, Commission on	<u>986,971</u>	<u>986,971</u>
Juvenile Probation Commission	107,885,022	108,864,559
Rider Appropriations	<u>1,000,000</u>	<u>                    </u>
Total	<u>108,885,022</u>	<u>108,864,559</u>
Law Enforcement Officer Standards and Education, Commission on	2,519,012	2,552,476
Rider Appropriations	<u>10,000</u>	<u>10,000</u>
Total	<u>2,529,012</u>	<u>2,562,476</u>
Local Continuing Education for Peace Officers	6,000,000	6,000,000
Military Facilities Commission, Texas	<u>55,251,200</u>	<u>7,435,787</u>
Polygraph Examiners Board	88,508	88,508
Rider Appropriations	<u>5,000</u>	<u>                    </u>
Total	<u>93,508</u>	<u>88,508</u>
Private Investigators and Private Security Agencies, Board of	2,725,429	2,725,429
Public Safety, Department of	339,116,530	338,770,556
Rider Appropriations	6,706,600	2,648,000
Contingency Appropriations	<u>29,075,009</u>	<u>24,313,725</u>
Total	<u>374,898,139</u>	<u>365,732,281</u>
Youth Commission, Texas	268,564,146	247,806,006
Rider Appropriations	<u>3,543,000</u>	<u>247,000</u>
Total	<u>272,107,146</u>	<u>248,053,006</u>
Subtotal, Public Safety and Criminal Justice	<u>\$ 3,268,613,611</u>	<u>\$ 3,080,952,981</u>

**RECAPITULATION - ARTICLE V  
PUBLIC SAFETY AND CRIMINAL JUSTICE  
(All Funds)  
(Continued)**

	For the Years Ending	
	August 31, 2000	August 31, 2001
	<u>                    </u>	<u>                    </u>
Retirement and Group Insurance	297,223,151	310,772,250
Social Security and Benefit Replacement Pay	<u>147,688,297</u>	<u>148,356,162</u>
Subtotal, Employee Benefits	<u>\$ 444,911,448</u>	<u>\$ 459,128,412</u>
Bond Debt Service Payments	226,900,815	237,443,245
Lease Payments	<u>2,033,974</u>	<u>2,122,235</u>
Subtotal, Debt Service	<u>\$ 228,934,789</u>	<u>\$ 239,565,480</u>
Less Interagency Contracts	<u>\$ 38,319,019</u>	<u>\$ 38,688,226</u>
<b>TOTAL, ARTICLE V - Public Safety and Criminal Justice</b>	<u><b>\$ 3,904,140,829</b></u>	<u><b>\$ 3,740,958,647</b></u>
Number of Full-time Equivalent Positions (FTE)	56,067.5	56,341.5



## ARTICLE VI

### NATURAL RESOURCES

Section 1. The several sums of money herein specified, or so much thereby as may be necessary, are appropriated out of any funds in the State Treasury not otherwise appropriated, or out of special funds as indicated, for the support, maintenance, or improvement of the designated natural resources agencies.

#### DEPARTMENT OF AGRICULTURE

	For the Years Ending	
	August 31, 2000	August 31, 2001
<b>A. Goal: MARKETS &amp; PUBLIC HEALTH</b>		
To enable Texas farmers, ranchers and agribusinesses to expand profitable markets for their agricultural products while protecting public health and our natural resources.		
<b>Outcome (Results/Impact):</b>		
Percent Increase from the 1996 Level in the Number of Marketing Opportunities for Texas Farmers, Ranchers and Agribusinesses	38.8%	41.8%
Percent Reduction from the 1994 Level in the Number of Pesticide-Related Violations	7%	7%
Percent of Communities Assisted by TDED and/or TDA	26%	27%
 <b>A.1.1. Strategy: GENERATE MARKETS</b>	 <b>\$ 7,935,762</b>	 <b>\$ 6,938,780</b>
Generate marketing opportunities for Texas farmers, ranchers and agribusinesses.		
<b>Output (Volume):</b>		
Number of Companies Enrolled in TDA Marketing Programs	1,400	1,400
Number of Acres Inspected	150,000	150,000
Number of Rural Communities Assisted by TDED and/or TDA	494	513
Rural Development Activities and Events Held by TDA and/or TDED	20	22
Businesses Developed as Expansion/Recruitment Prospects in Rural Texas	132	150
 <b>A.1.2. Strategy: REGULATE PESTICIDE USE</b>	 <b>\$ 5,876,775</b>	 <b>\$ 5,898,657</b>
Regulate pesticide use through registration, certification, education and enforcement.		
<b>Output (Volume):</b>		
Number of Licenses and Certificates Issued to Pesticide Applicators	14,500	34,500
Number of Pesticide Complaint Investigations Conducted	250	250
 <b>A.1.3. Strategy: INTEGRATED PEST MANAGEMENT</b>	 <b>\$ 2,068,769</b>	 <b>\$ 2,068,769</b>
Assist farmers with integrated pest management practices to reduce pesticide use.		
<b>Output (Volume):</b>		
Hours Spent Informing Producers and Surveying Cotton for Compliance with Cotton Stalk Destruction Deadlines	14,000	14,000
Number of Inspections to Verify Compliance for Organic or Other Crop Production Certification Programs	900	900
 <b>A.1.4. Strategy: CERTIFY PRODUCE</b>	 <b>\$ 310,689</b>	 <b>\$ 310,689</b>
Certify fruits, vegetables and peanuts to enhance their marketability.		

**DEPARTMENT OF AGRICULTURE**  
(Continued)

**Output (Volume):**

Number of Pounds of Fruits, Vegetables, Peanuts and Nuts Inspected (in billions)

2.6                      2.6

**Total, Goal A: MARKETS & PUBLIC HEALTH**

\$ 16,191,995    \$ 15,216,895

**B. Goal: ENFORCE STANDARDS**

To protect consumers by establishing and enforcing standards for agricultural commodities.

**Outcome (Results/Impact):**

Percent of Seed Samples Found to be in Full Compliance With State and Federal Standards

97%                      97%

**B.1.1. Strategy: NURSERY/FLORAL REGULATION**

Inspect and register nursery and floral production and retail outlets.

**Output (Volume):**

Number of Nursery and Floral Establishment Inspections Conducted

10,000                      10,000

**B.1.2. Strategy: VERIFY SEED QUALITY**

Verify that farmers, ranchers and home gardeners receive the quality and type of seeds desired.

**Output (Volume):**

Number of Seed Samples Analyzed

21,000                      21,000

**B.1.3. Strategy: VERIFY EGG QUALITY**

Inspect chicken egg producer, dealer-wholesaler and retail establishments to verify and enforce compliance with state and federal standards for quality. License egg packers, wholesalers, and distributors.

**Output (Volume):**

Number of Egg Producer, Dealer, Wholesaler, and Retailer Samples Inspected

17,000                      17,000

**B.1.4. Strategy: COMMODITY WAREHOUSES**

Verify that commodity warehouses are capable of properly storing and handling commodities. Assist producers and sellers of Texas grown citrus and vegetables recover monies owed to them.

**Output (Volume):**

Number of Agricultural Commodity Warehouse Inspections, Re-Inspections and Audits Conducted

650                      650

**Total, Goal B: ENFORCE STANDARDS**

\$ 5,280,026    \$ 5,246,673

**C. Goal: ENSURE PROPER MEASUREMENT**

To increase the likelihood that goods offered for sale to Texas consumers are properly measured, priced and marketed.

**Outcome (Results/Impact):**

Percent of Total Weights and Measures Inspections Conducted Resulting in Finding of Full Compliance with State and Federal Standards

98%                      98%

**C.1.1. Strategy: INSPECT MEASURING DEVICES**

Inspect weighing and measuring devices and remove inaccurately measured, priced or marketed goods from sale.

\$ 3,532,116    \$ 3,532,116

**DEPARTMENT OF AGRICULTURE**  
(Continued)

**Output (Volume):**

Number of Weights and Measures Inspections Conducted 118,000 118,000

**Grand Total, DEPARTMENT OF AGRICULTURE**

\$ 25,004,137 \$ 23,995,684

**Method of Financing:**

General Revenue Fund

General Revenue Fund \$ 22,080,504 \$ 21,080,504  
Earned Federal Funds 393,384 389,903

Subtotal, General Revenue Fund

\$ 22,473,888 \$ 21,470,407

General Revenue Fund - Dedicated - Young Farmer Loan  
Guarantee Account No. 5002

100,000 100,000

Federal Funds

1,509,489 1,504,517

Other Funds

Farm and Ranch Finance Program Fund Account No. 575 75,611 75,611  
Appropriated Receipts 583,000 583,000  
Texas Agricultural Fund No. 683 245,649 245,649  
Interagency Contracts 16,500 16,500

Subtotal, Other Funds

\$ 920,760 \$ 920,760

**Total, Method of Financing**

\$ 25,004,137 \$ 23,995,684

**Number of Full-time Equivalent Positions (FTE)**

505.5 505.5

**Number of FTEs in Riders**

1.0 1.0

**Schedule of Exempt Positions**

Commissioner of Agriculture, Group 4

\$92,217 \$92,217

1. **Capital Budget.** Funds appropriated above may be expended for capital budget items as listed below. The amounts identified for each item may be adjusted or expended on other capital expenditures, subject to the aggregate dollar restrictions on capital budget expenditures provided in the General Provisions of this Act.

2000 2001

Out of the General Revenue Fund:

a. Acquisition of Information Resource Technologies

(1) Computer Equipment/Software \$ 100,000 \$ 100,000

b. Transportation Items

(1) Fleet Vehicles \$ 300,000 \$ 300,000

Total, Capital Budget

\$ 400,000 \$ 400,000

2. **Appropriation of Receipts: Yardage Fees.** Fifty percent of the total amount of yardage fee revenue collected by the Texas Department of Agriculture in each fiscal year pursuant to the Agriculture Code, Sec. 146.021, is hereby appropriated to the department for the biennium beginning September 1, 1999, for the purpose of paying livestock export facility lease and

**DEPARTMENT OF AGRICULTURE**  
(Continued)

maintenance expenses. The remaining fifty percent of the total yardage fee revenue collected in each fiscal year shall be transferred to the unobligated portion of the General Revenue Fund and is not subject to appropriation by this provision or by Article IX of this Act. Amounts appropriated pursuant to this provision are included above in Strategy Item A.1.1., Generate Markets, and are identified above in the method of finance as Appropriated Receipts in an estimated amount of \$214,000 for each fiscal year.

Any unexpended and unobligated balances remaining as of August 31, 1999 in the appropriation made by Rider 2, House Bill 1, Seventy-fifth Legislature, Regular Session, are hereby appropriated for the same purposes for the biennium beginning September 1, 1999 (estimated to be \$18,000).

3. **Appropriation: Land Donations.** The Department of Agriculture is hereby authorized to lease and/or accept the donation of land or the use of land from either governmental agencies, private firms, corporations, or individuals to be used in connection with the performance of its various responsibilities and programs.
4. **Appropriation: Publication Fees.** The department is hereby appropriated any subscription fees, royalties, advertising revenues, or charges collected for publications, services or products produced by the department, subject to any restrictions on publications fee appropriations contained elsewhere in this Act.
5. **Fee Increase Authority and Limitation.** For the purpose of implementing the intent of the Legislature, that the department collect fee amounts which offset, when feasible, the direct and indirect costs of administering its regulatory activities, the department is hereby authorized to and shall increase the fees by a percentage sufficient to offset costs associated with its regulatory activities. It is the intent of the Legislature that the cost offset percentage shall be 100 percent. The following activities are exempt from this requirement: Seed Testing, Quarantine Enforcement/Education; Piece Rate Crop Survey; Pest Management Program; Agriculture Hazard Communication Act; Boll Weevil Control Act; Predatory Management Program.
6. **Pay for Regular Compensatory Time: Livestock Export Pen Operations.** It is expressly provided that the Department of Agriculture, to the extent permitted by law, may pay FLSA nonexempt employees in classified positions who are stationed at Department of Agriculture livestock export pens for compensatory time hours on a straight-time basis when the taking of compensatory time off would be disruptive to normal working activities and other critical functions relating to livestock export pen operations.
7. **Transfer Authority.** Notwithstanding limitations on appropriation transfers contained in the General Provisions of this Act, the Department of Agriculture is hereby authorized to direct agency resources, and transfer such amounts appropriated above between strategy line items.
8. **Appropriation: Young Farmer Loan Guarantee Program.** Out of the Young Farmer Loan Guarantee Fund, the Texas Agricultural Finance Authority is hereby appropriated for the biennium beginning September 1, 1999, all necessary amounts required to cover any defaults on loans referenced under Section 253.005, Texas Agriculture Code, or for payments for the purpose of providing reduced interest rates on loans guaranteed to borrowers as authorized by Section 253.002(e), Texas Agriculture Code.
9. **Appropriation: Earned Federal Funds.** The Department of Agriculture is hereby appropriated all earned federal funds received during the biennium beginning with the effective date of this Act that are in addition to those earned federal funds specified in the method of financing above.



**DEPARTMENT OF AGRICULTURE**  
(Continued)

10. **Unexpended Balances.** Any unexpended balances as of August 31, 2000 in the appropriations made herein to the Department of Agriculture are hereby appropriated for the same purpose for the fiscal year beginning September 1, 2000.
11. **Appropriation: Pesticide Laboratory Re-location.** Any unexpended balances remaining as of August 31, 1999, in appropriations made to the Texas Department of Agriculture are hereby appropriated to the Department for fiscal year 2000 to fund the re-location of the Department's pesticide laboratory and related expenditures in an amount not to exceed \$165,000.
12. **Appropriations Limited to Revenue Collections: Octane Testing.** Included in amounts appropriated above to the Texas Department of Agriculture in Strategy C.1.1, Inspect Measuring Devices, the amount of \$355,137 (Revenue Object Code 3015) in each fiscal year of the biennium is contingent on the Comptroller of Public Accounts collecting fees in excess of amounts included in the Biennial Revenue Estimate for fiscal years 2000 and 2001. Such funds shall be used solely for the purpose of testing octane levels of motor fuel sold in Texas in accordance with Article 8614, Section 9, Vernon's Texas Civil Statutes.
13. **Appropriation: Fair Park Structure Restoration.** The Texas Department of Agriculture is hereby appropriated \$1,974,600 from the General Revenue Fund in fiscal year 2000 to be used solely for structural building improvements within the Agrarian District at Fair Park.

The Legislature intends that this appropriation be contingent upon Fair Park charging no rent or additional fees/charges for the next two years (fiscal years 2000 and 2001) to the State of Texas or any state agencies for exhibition in the Agrarian District.

The Legislature further intends that funding not be used on roads, murals, fountains, or any other park enhancements without the prior written approval of the Legislative Budget Board (LBB). The Department of Agriculture shall prioritize, monitor and manage the use of appropriated funds and submit semi-annual progress reports to the LBB and the Governor.

14. **Office of Rural Affairs Memorandum of Understanding.** Out of General Revenue funds appropriated above in Strategy A.1.1., Generate Markets, the amount of \$159,460 in each fiscal year shall not be expended unless a Memorandum of Understanding has been signed by the Department of Agriculture and the Department of Economic Development for the purpose of maintaining a statewide economic development program for rural areas during the 2000-01 biennium. The Memorandum of Understanding, to be effective September 1, 1999, shall specify the duties and responsibilities of each agency, including joint reporting requirements for all program-related performance measures. A copy of the signed Memorandum of Understanding shall be sent to the Legislative Budget Board, the Governor's Office, and the Comptroller of Public Accounts.

The Memorandum of Understanding shall also reflect the cooperative agreement to be reached by the two agencies regarding implementation of the Agritech Corridor Partnership.

Contingent upon the award of additional federal funds in the amount of \$250,000 to extend planning or implementation grant activities of the Agritech Corridor Partnership or a similar project, the following key measures are established and targets shall be set by the Texas Department of Agriculture, Texas Department of Economic Development, the Legislative Budget Board and the Governor's Office:

- Outcome: Annual percentage increase in value added processing output in the Agritech Corridor
- Output: Number of new sources of funding identified by the Texas Department of Agriculture and/or the Texas Department of Economic Development to help rural communities in the Agritech Corridor implement work plans

**DEPARTMENT OF AGRICULTURE**  
(Continued)

- Output: Number of non-agricultural economic diversification projects for the corridor initiated with assistance from the Texas Department of Agriculture and/or the Texas Department of Economic Development
- Output: Number of businesses developed as expansion/recruitment prospects in the Agritech Corridor

15. **Appropriation: "Go Texan" Partner Program.** Included in amounts appropriated above in Strategy A.1.1., Generate Markets, to the Texas Department of Agriculture (TDA) is \$1,120,000 for the biennium for the purposes of implementing the "Go Texan" marketing and promotion program, relating to the promotion of Texas agricultural products. This amount consists of \$1 million in General Revenue funds in fiscal year 2000 and \$60,000 each fiscal year in Appropriated Receipts from the sale of license plates authorized by the Seventy-sixth Legislature.

In addition to amounts appropriated above, the TDA is hereby appropriated any amounts received as matching funds from program participants including gifts and any additional revenue from the sale of "Go Texan" license plates (license plate revenue in excess of \$60,000 each fiscal year). All appropriations may be transferred to the "Go Texan" Partner Program Fund, as authorized by the Seventy-sixth Legislature, and are hereby appropriated for the purpose of implementing the program.

16. **Contingency Appropriation for Senate Bill 448.** Contingent upon enactment of Senate Bill 448, or similar legislation, relating to the establishment of a cost share program for boll weevil eradication by the Seventy-sixth Legislature, Regular Session, the Texas Department of Agriculture is hereby appropriated \$25,000,000 out of the General Revenue Fund each fiscal year of the biennium to be used solely for the purpose of implementing that Act. In addition, any amounts received as matching funds from public or private donors under the Act are hereby appropriated and shall be used solely for the purpose of implementing the Act.

The Texas Department of Agriculture is hereby authorized to transfer the appropriation made pursuant to this provision to Strategy A.1.3., Integrated Pest Management.

Any unexpended balances from this appropriation as of August 31, 2000, are hereby appropriated for the same purpose for the fiscal year beginning September 1, 2000.

17. **Contingency Appropriation for Senate Bill 873.** Contingent upon the enactment of Senate Bill 873, or similar legislation, relating to the regulation of aquaculture by the Seventy-sixth Legislature, Regular Session, the Texas Department of Agriculture is hereby appropriated \$34,500 for fiscal year 2000 and \$32,000 for fiscal year 2001 out of the General Revenue Fund, contingent upon total license fee revenue for the biennium in excess of \$81,950, for the purpose of implementing the Act. The department is further authorized to increase its Number of Full Time Equivalent (FTE) positions by one FTE each fiscal year to implement the provisions of the Act.

The Texas Department of Agriculture is hereby authorized to transfer the appropriation made pursuant to this provision into the appropriate strategy item listed above.

## ANIMAL HEALTH COMMISSION

	For the Years Ending August 31, 2000	August 31, 2001
--	--	--------------------

**A. Goal: REDUCE LIVESTOCK DISEASE**

To ensure that Texas livestock, poultry, and exotic livestock and fowl are minimally impacted by targeted diseases, thus facilitating enhanced productivity and marketability while sustaining reduced human health risks.

**Outcome (Results/Impact):**

Percent Change in Known Prevalence of Bovine Brucellosis From the 1994 Level.

	-97.8%	-98.7%
--	--------	--------

**A.1.1. Strategy: DISEASE PREVENTION**

To reduce the occurrence of infection in Texas livestock, poultry, and exotic livestock and fowl.

**Output (Volume):**

Number of Livestock Shipments Inspected

	\$ 580,428		\$ 638,408
--	------------	--	------------

	3,751	4,126
--	-------	-------

**A.1.2. Strategy: DISEASE SURVEILLANCE**

To identify and locate disease infection or infestation.

**Output (Volume):**

Number of Surveillance Laboratory Tests Conducted

	\$ 6,852,062		\$ 6,659,731
--	--------------	--	--------------

	2,200,000	2,300,000
--	-----------	-----------

**A.1.3. Strategy: DISEASE DIAGNOSIS**

To determine presence or absence of disease where exposure, infection, or infestation is indicated.

**A.1.4. Strategy: CONTROL AND ERADICATION**

To limit disease exposure and restore to non-disease status infected or infested herds and flocks.

**Output (Volume):**

Number of Herd Management Documents Developed

	\$ 908,269		\$ 906,133
--	------------	--	------------

	<u>\$ 1,590,192</u>		<u>\$ 1,503,459</u>
--	---------------------	--	---------------------

	319	281
--	-----	-----

**Total, Goal A: REDUCE LIVESTOCK DISEASE**

	<u>\$ 9,930,951</u>		<u>\$ 9,707,731</u>
--	---------------------	--	---------------------

**B. Goal: INDIRECT ADMINISTRATION**

**B.1.1. Strategy: CENTRAL ADMINISTRATION**

**B.1.2. Strategy: INFORMATION RESOURCES**

**B.1.3. Strategy: OTHER SUPPORT SERVICES**

	\$ 1,014,771		\$ 1,013,222
--	--------------	--	--------------

	\$ 374,444		\$ 362,632
--	------------	--	------------

	<u>\$ 216,934</u>		<u>\$ 217,397</u>
--	-------------------	--	-------------------

**Total, Goal B: INDIRECT ADMINISTRATION**

	<u>\$ 1,606,149</u>		<u>\$ 1,593,251</u>
--	---------------------	--	---------------------

**Grand Total, ANIMAL HEALTH COMMISSION**

	<u>\$ 11,537,100</u>		<u>\$ 11,300,982</u>
--	----------------------	--	----------------------

**Method of Financing:**

General Revenue Fund

General Revenue Fund

Earned Federal Funds

	\$ 8,939,804		\$ 8,939,804
--	--------------	--	--------------

	<u>121,500</u>		<u>121,500</u>
--	----------------	--	----------------

Subtotal, General Revenue Fund

	<u>\$ 9,061,304</u>		<u>\$ 9,061,304</u>
--	---------------------	--	---------------------

**ANIMAL HEALTH COMMISSION**  
(Continued)

Federal Funds	<u>2,475,796</u>	<u>2,239,678</u>
<b>Total, Method of Financing</b>	<u>\$ 11,537,100</u>	<u>\$ 11,300,982</u>
<b>Number of Full-time Equivalent Positions (FTE)</b>	217.0	215.0
<b>Schedule of Exempt Positions and Per Diem</b>		
Executive Director, Group 3	\$72,500	\$72,500
Per Diem	2,500	2,500

1. **Capital Budget.** None of the funds appropriated above may be expended for capital budget items except as listed below. The amounts shown below shall be expended only for the purposes shown and are not available for expenditure for other purposes. Amounts appropriated above and identified in this provision as appropriations either for "Lease Payments to the Master Lease Purchase Program" or for items with an "(MLPP)" notation shall be expended only for the purpose of making lease-purchase payments to the Texas Public Finance Authority pursuant to the provisions of V.T.C.S., Art. 601d, Sec. 9A.

	<u>2000</u>	<u>2001</u>
Out of the General Revenue Fund:		
a. Acquisition of Information Resource Technologies		
(1) Replacement of Obsolete Computer Equipment	\$ 68,500	\$ 68,500
b. Transportation Items		
(1) Transportation Items	<u>\$ 64,000</u>	<u>\$ 64,000</u>
<b>Total, Capital Budget</b>	<u>\$ 132,500</u>	<u>\$ 132,500</u>

2. **Payment of Depopulation Funds.** The Animal Health Commission is authorized to expend funds appropriated above for costs of depopulation indemnity payments. Rules promulgated and adopted by the Commission determine the eligibility and compensation criteria.
3. **Unexpended Balance Authority: Between Fiscal Years.** The Texas Animal Health Commission is hereby authorized to carry forward and is appropriated any unexpended balances from fiscal year 2000 to fiscal year 2001.
4. **Laboratory Testing.** It is the intent of the Legislature that laboratory testing for animal diseases be performed at the Texas Veterinary Medical Diagnostic Lab (TVMDL) to the extent of its capabilities, unless the Texas Animal Health Commission (TAHC) State-Federal Laboratory can perform the testing for TAHC programs more cost effectively. Furthermore, the Texas Animal Health Commission will work with TVMDL to reduce duplication and ensure that all testing is performed in Texas to the extent possible.

## GENERAL LAND OFFICE AND VETERANS' LAND BOARD

	For the Years Ending	
	August 31, 2000	August 31, 2001
<b>A. Goal: ENHANCE STATE ASSETS</b>		
To enhance the value of state assets and the revenues they generate through prudent and innovative management of state-owned land, minerals, and other assets.		
<b>Outcome (Results/Impact):</b>		
Percent of PSF Uplands Acreage Leased	79%	79.5%
<b>A.1.1. Strategy: ENERGY LEASE MANAGEMENT</b>	\$ 6,242,281	\$ 6,249,742
Assess the revenue potential of state lands for energy leasing, conduct aggressive energy leasing and revenue management activities, and promote the sale and use of state-owned energy resources to maximize the value of state-owned land.		
<b>Output (Volume):</b>		
Average Monthly Volume of In-Kind Gas Sold in Thousand Cubic Feet (MCF)	2,200,000	2,200,000
Average Monthly Volume of In-Kind Oil Sold in Barrels	100,000	100,000
Amount of Revenue Detected from Audits	5,000,000	4,000,000
Amount of Revenue Detected from Reconciliations	1,000,000	1,000,000
<b>A.1.2. Strategy: SURFACE &amp; COASTAL LEASING</b>	\$ 2,254,317	\$ 2,255,517
Promote and conduct aggressive surface and coastal leasing activities for Permanent School Fund and state agency land, and monitor lease compliance.		
<b>Output (Volume):</b>		
Annual Revenue from Uplands Surface Leases	1,062,000	1,062,000
Annual Revenue from Coastal Leases	2,000,000	2,000,000
<b>A.1.3. Strategy: ASSET MANAGEMENT</b>	\$ 1,728,287	\$ 1,737,247
Evaluate Permanent School Fund and state agency land and dispose of selected tracts through sale or trade.		
<b>Output (Volume):</b>		
Annual Revenue from the Sale of State Land	4,700,000	4,000,000
<b>A.2.1. Strategy: PROMOTE NATURAL GAS</b>	\$ 99,315	\$ 99,415
Promote the use of natural gas for vehicles and sustainable energy development projects and facilitate the advancement of natural gas technology.		
<b>Output (Volume):</b>		
Number of People Contacted through Conferences and Seminars	800	800
<b>A.2.2. Strategy: RENEWABLE ENERGY RESOURCES</b>	\$ 198,720	\$ 198,720
Promote the development of renewable energy resources on state land.		
<b>Output (Volume):</b>		
PSF Revenue from Renewable Energy Development Projects	86,000	87,000
<b>Total, Goal A: ENHANCE STATE ASSETS</b>	<b>\$ 10,522,920</b>	<b>\$ 10,540,641</b>



**GENERAL LAND OFFICE AND VETERANS' LAND BOARD**  
(Continued)

**Method of Financing:**

<u>General Revenue Fund</u>		
General Revenue Fund	\$ 12,817,795	\$ 12,850,928
Earned Federal Funds	<u>27,000</u>	<u>27,000</u>
Subtotal, General Revenue Fund	\$ <u>12,844,795</u>	\$ <u>12,877,928</u>
 <u>General Revenue Fund - Dedicated</u>		
Coastal Protection Account No. 027	8,562,253	8,446,156
Coastal Public Lands Management Fee Account No. 450	<u>170,258</u>	<u>170,258</u>
Subtotal, General Revenue Fund - Dedicated	\$ <u>8,732,511</u>	\$ <u>8,616,414</u>
Federal Funds	2,583,794	1,808,614
 <u>Other Funds</u>		
Veterans Land Program Administration Fund No. 522	11,403,108	11,393,468
Appropriated Receipts	1,408,000	1,408,000
Interagency Contracts	<u>361,676</u>	<u>362,696</u>
Subtotal, Other Funds	\$ <u>13,172,784</u>	\$ <u>13,164,164</u>
<b>Total, Method of Financing</b>	\$ <u>37,333,884</u>	\$ <u>36,467,120</u>
 <b>Number of Full-time Equivalent Positions (FTE)</b>	628.0	628.0
 <b>Schedule of Exempt Positions</b>		
Commissioner, Group 4	\$92,217	\$92,217

1. **Capital Budget.** Funds appropriated above may be expended for capital budget items listed below. The amounts identified for each item may be adjusted or expended on other capital expenditures, subject to the aggregate dollar restrictions on capital budget expenditures provided in the General Provisions of this Act.

	<u>2000</u>	<u>2001</u>
a. Construction of Buildings and Facilities		
(1) Oily Bilge Reclamation System	\$ 157,220	\$ 157,220
b. Acquisition of Information Resource Technologies		
(1) Growth and Enhancements	83,109	233,688
(2) Baseline Operations	395,601	245,019
(3) Integrated Statewide Administrative System	74,754	74,754
c. Transportation Items		
(1) Oil Spill Response Vehicles	168,000	168,000
(2) Boats	38,000	0
(3) Field Appraisal Vehicles	50,000	50,000
(4) Asset Survey Vehicles	50,000	50,000
d. Acquisition of Capital Equipment and Items		
(1) Oil Spill Response Equipment	257,500	243,000
(2) Reference Materials	<u>\$ 7,105</u>	<u>\$ 7,154</u>
<b>Total, Capital Budget</b>	\$ <u>1,281,289</u>	\$ <u>1,228,835</u>

**GENERAL LAND OFFICE AND VETERANS' LAND BOARD**  
(Continued)

Method of Financing (Capital Budget):

General Revenue Fund	\$	236,593	\$	236,641
General Revenue Fund - Dedicated - Coastal Protection Account No. 027		810,208		757,707
Veterans Land Program Administration Fund No. 522		<u>234,488</u>		<u>234,487</u>
<b>Total, Method of Financing</b>		<u>\$ 1,281,289</u>		<u>\$ 1,228,835</u>

2. **Deposit of Permit Fees.** The Commissioner of the General Land Office shall deposit in the State Treasury to the credit of the General Revenue Fund any moneys received by the Commissioner, by contract or otherwise, as fees for the issuance of permits for geological, geophysical and other surveys and investigations for minerals, other than those contained in Chapter 53, Subchapter B, Natural Resources Code, and any amendments thereto, and which are in addition to the moneys received under the provisions of Chapter 31, Subchapter D, Natural Resources Code.
  
3. **Transfer of Surplus.** As a charge for services rendered, the Land Commissioner shall designate the amounts to be transferred from any surplus in the Veterans' Land Group Insurance Account No. 957, and the Comptroller shall transfer such amounts to the General Revenue Fund and it shall become part of such fund and be available for regular appropriation.
  
4. **Per Diem: School Land Board and Veterans' Land Board.** Citizen members of the School Land Board and Veterans' Land Board may be paid per diem at a rate not to exceed the amount established elsewhere in this Act and actual expenses from funds appropriated above.
  
5. **Reimbursement of Notary Public Fees.** Appropriations made above may be used to reimburse employees for the fees and the costs of a bond that would be required for appointment as a notary public.
  
6. **Appropriation Source: Veterans' Land Program.** There is hereby appropriated from the Veterans' Land Funds, the Veterans' Housing Assistance Funds and the fund for State Veterans Homes, all amounts necessary to administer the Veterans' Land Program, Veterans' Housing Assistance Program, and the State Veterans Homes, respectively, including the amounts incurred in issuing bonds, in compensating a Housing Program Administrator, and in paying contracts for services rendered in administering the land and housing programs, as created and authorized by Article III, Sections 49b, 49b-1, and 49b-2 of the Texas Constitution, as amended.
  
7. **Appropriation of Receipts: Land Sales and Sales Expenses.** Pursuant to Section 51.401, Natural Resources Code, the General Land Office is hereby appropriated all receipts from land sales of Permanent School Fund property conducted by the General Land Office that are necessary to purchase fee or lesser interests in replacement real property for the use and benefit of the Permanent School Fund. Any of these appropriated receipts, which remain unexpended for more than two years are to be transferred into the Permanent School Fund as required by law. In addition, pursuant to Sections 31.1571, 31.158 and 32.112, Natural Resources Code, there is hereby appropriated to the General Land Office receipts from land sales sufficient to cover the usual and customary costs of conducting real estate transactions as authorized to be retained by the General Land Office and the School Land Board.
  
8. **Appropriation: Refunds.** Pursuant to Sections 52.137 and 52.138, Natural Resources Code, as much of the respective royalties, penalties, and interest which are collected and administered by the General Land Office as may be necessary to pay refunds as provided by law are hereby appropriated.



**GENERAL LAND OFFICE AND VETERANS' LAND BOARD**  
(Continued)

9. **Transfer Authority.** Notwithstanding limitations on appropriation transfers contained in the General Provisions of this Act, the General Land Office and Veterans' Land Board, is hereby authorized to direct agency resources, and transfer such amounts appropriated above between appropriation line items.
10. **Appropriation: Defense of Title to Permanent School Fund Land and Prosecution of Mineral Lease Claims or Cases.** Out of funds recovered for the Available School Fund by the General Land Office from the prosecution of Relinquishment Act, royalty deficiency and other mineral lease claims or cases, \$2,500,000 is hereby appropriated to the General Land Office during the biennium beginning September 1, 1999, for the defense of title to Permanent School Fund lands, and the prosecution of Relinquishment Act, royalty deficiency and other mineral lease claims or cases. In addition, any unexpended balance on hand as of August 31, 1999, estimated to be \$460,000, is hereby appropriated to the General Land Office for the same purpose.
11. **Appropriation: Receipts and Account Balances for Surface Damages.** The General Land Office is hereby appropriated all unencumbered balances on hand as of August 31, 1999, and all amounts collected as surface damages pursuant to Section 52.297, 53.155, 31.051, 51.291, and 51.295, Natural Resources Code during the biennium beginning September 1, 1999, for the purpose of funding conservation or reclamation projects making permanent improvements on Permanent School Fund land, and making grants to a lessee of Permanent School Fund land for these purposes.
12. **Beach Cleanup and Inmate Labor.** The General Land Office may use trusty inmates from the Texas Department of Criminal Justice to provide labor for cleanup of Texas beaches under the General Land Office's Beach Maintenance and Adopt-a-Beach programs.
13. **Appropriation: Receipts and Account Balances for Easement Purchases.** The General Land Office is hereby appropriated all unencumbered balances on hand as of August 31, 1999 and all land sales receipts and surface damages collected during the biennium beginning September 1, 1999, pursuant to Sections 52.297 and 51.401, Natural Resources Code, for the purpose of purchasing easements for access to Permanent School Fund land, as authorized by Section 11.079, Natural Resources Code.
14. **Appropriation: Easement Fees for Use of State-owned Riverbeds.** The General Land Office is hereby appropriated all unencumbered balances on hand as of August 31, 1999, and all amounts collected as easement fees for use of state-owned riverbeds pursuant to Section 51.291, Natural Resources Code, or agency rules, during the biennium beginning September 1, 1999, for the removal of unauthorized structures on Permanent School Fund lands.
15. **Appropriation: Maintenance and Disposition Expenses for Superconducting Super Collider Real Property.** The General Land Office is hereby appropriated \$668,960 for the biennium beginning September 1, 1999, out of unencumbered balances on hand as of August 31, 1999 and fiscal years 2000 and 2001 proceeds from the disposition of the Superconducting Super Collider real property in Ellis County, for maintenance and other costs associated with disposition of the remaining Superconducting Super Collider real property in Ellis County.
16. **Appropriation: Coastal Protection Receipts and Account Balances.** In addition to the amounts appropriated above, there is hereby appropriated to the General Land Office: (a) an amount, not to exceed \$10,000,000, from the Coastal Protection Account for expenditures necessary for the implementation of Subsections (2), (3), (4), and (7), Section 40.152, Natural Resources Code; and, (b) upon certification by the Commissioner pursuant to Subsection (c), Section 40.155, Natural Resources Code, the remainder of the balance of the Coastal Protection Account for emergency response.

**GENERAL LAND OFFICE AND VETERANS' LAND BOARD**  
(Continued)

Out of the \$10,000,000 appropriated to the General Land Office elsewhere in this provision, an amount not to exceed \$300,000 shall be expended only for interagency contracts in cooperation with the Water Development Board, the Blucher Institute at Texas A&M-Corpus Christi, and Lamar University for operation and maintenance of the Texas Coastal Ocean Observation Network of tide gauges and related monitoring instrumentation.

17. **Unexpended Balances.** Any unexpended balances as of August 31, 2000 in the appropriations made herein to the General Land Office and Veterans' Land Board are hereby reappropriated for the same purpose for the fiscal year beginning September 1, 2000.
18. **Veterans Home Fund.** Contingent on the passage of House Bill 1812, or similar legislation allowing the Veterans' Land Board to accept gifts and donations for the benefit of state veterans homes, any funds deposited, including donations, gifts and interest earnings deposited during the biennium beginning September 1, 1999 in the Veterans Home Fund, a fund held outside the Treasury, are to be used for the benefit of the state veterans homes and associated programs of the Veterans' Land Board in accordance with the intentions of the donors and the Legislature.
19. **Contingency Appropriation for House Bill 2560.** Contingent upon the enactment of House Bill 2560, or similar legislation relating to coastal erosion, a Trusteed Program within the General Land Office for coastal erosion control is hereby established. In addition to the amounts appropriated to the General Land Office, there is hereby appropriated \$10,500,000 in fiscal year 2000 and \$12,500,000 in fiscal year 2001 to the Trusteed Program within the General Land Office.

Amounts appropriated for the 2000-01 biennium shall consist of \$5,200,000 each fiscal year out of the General Revenue Fund; interest earned on state deposits and treasury investments deposited in the Coastal Protection Account each fiscal year, in an amount not to exceed \$1,200,000; transfers from the General Revenue Fund in the amount of \$1,100,000 each fiscal year deposited in the Coastal Erosion Response Account; and federal funds in the amount of \$3,000,000 in fiscal year 2000 and \$5,000,000 in fiscal year 2001.

Any unexpended balances as of August 31, 2000, are hereby appropriated for the same purposes for the fiscal year beginning September 1, 2000.

The following bill pattern is hereby established for the biennium beginning September 1, 1999.

**TRUSTEED PROGRAM WITHIN THE GENERAL LAND OFFICE**

	For the Years Ending	
	August 31,	August 31,
	<u>2000</u>	<u>2001</u>

**A. Goal:** COASTAL EROSION CONTROL

Administer Coastal Erosion Control program.

**A.1.1. Strategy:** COASTAL EROSION CONTROL  
Develop and implement a comprehensive coastal erosion control and beach nourishment program.

\$ 10,500,000	\$ 12,500,000
---------------	---------------

**TRUSTEED PROGRAM WITHIN THE GENERAL LAND OFFICE**  
(Continued)

<b>Output (Volume):</b>		
Number of Miles of Coastal Shoreline Restored and Maintained	13	15
<b>Total, Goal A: COASTAL EROSION CONTROL</b>	\$ <u>10,500,000</u>	\$ <u>12,500,000</u>
<b>Grand Total, TRUSTEED PROGRAM WITHIN THE GENERAL LAND OFFICE</b>	\$ <u>10,500,000</u>	\$ <u>12,500,000</u>
<b>Method of Financing:</b>		
General Revenue Fund - Hotel/Motel Tax	\$ 5,200,000	\$ 5,200,000
<u>General Revenue Fund - Dedicated</u>		
Coastal Protection Account No. 027	\$ 1,200,000	\$ 1,200,000
Coastal Erosion Response Account	\$ <u>1,100,000</u>	\$ <u>1,100,000</u>
Subtotal, General Revenue Fund - Dedicated	\$ 2,300,000	\$ 2,300,000
Federal Funds	\$ <u>3,000,000</u>	\$ <u>5,000,000</u>
<b>Total, Method of Financing</b>	\$ <u>10,500,000</u>	\$ <u>12,500,000</u>

**LOW-LEVEL RADIOACTIVE WASTE DISPOSAL AUTHORITY**

For the Years Ending	
August 31,	August 31,
<u>2000</u>	<u>2001</u>

**Out of the General Revenue Fund - Dedicated - Low Level Waste Account No. 088:**

<b>A. Goal: ADMINISTRATIVE OVERSIGHT</b>		
<b>Outcome (Results/Impact):</b>		
Percent of Waste Management Technology Selection Process Completed	80%	100%
Percent of Site Selection Process Completed	30%	60%
* <b>A.1.1. Strategy: ADMINISTRATIVE OVERSIGHT</b>	\$ <u>1,179,744</u>	\$ <u>3,812,044</u>
<b>Grand Total, LOW-LEVEL RADIOACTIVE WASTE DISPOSAL AUTHORITY</b>	\$ <u>1,179,744</u>	\$ <u>3,812,044</u>
<b>Other Direct and Indirect Costs Appropriated Elsewhere in this Act</b>	\$ 152,195	\$ 152,865
<b>Number of Full-time Equivalent Positions (FTE)</b>	12.0	12.0
<b>Schedule of Exempt Positions</b>		
General Manager, Group 2	\$79,440	\$79,440

\* See Veto Proclamation.

**LOW-LEVEL RADIOACTIVE WASTE DISPOSAL AUTHORITY**  
(Continued)

1. **Appropriation Limited to Revenue Collections.** It is the intent of the Legislature that fund balances in the Low-Level Waste Account No. 088 or revenue collected pursuant to Chapter 402, Texas Health and Safety Code and deposited to the fund cover, at a minimum, the cost of the appropriations made above as well as an amount equal to the amount identified above in the informational item "Other Direct and Indirect Costs Appropriated Elsewhere in this Act." In the event that actual and/or projected revenue collections or fund balances in the Low-Level Waste Account No. 088 are insufficient to offset the costs identified by this provision, the Legislative Budget Board may direct that the Comptroller of Public Accounts reduce the appropriation authority provided herein to be within the amount of revenue expected to be available.
2. **Limitation of Expenditures.** None of the funds appropriated in this Act shall be expended without the prior approval of the Legislative Budget Board and the Office of the Governor or the Legislature, if in session, for the purpose of responding to, or participating in, any appeal or judicial review of a final decision from a contested case hearing relating to an application for a license to operate a waste disposal facility by the Low-Level Radioactive Waste Disposal Authority.
3. **Techniques for Managing Low-Level Waste.** The funds appropriated above in Strategy A.1.1., Administrative Oversight, to the Low-Level Radioactive Waste Disposal Authority by the Seventy-sixth Legislature, Regular Session, may only be spent by the Authority to investigate techniques for managing low-level radioactive waste including, but not limited to, aboveground isolation facilities.
4. **Appropriation: Unexpended Balances Between Fiscal Years.** Any unexpended balances as of August 31, 2000 in the appropriations made herein to the Low-Level Radioactive Waste Disposal Authority are hereby appropriated for the same purposes for the fiscal year beginning September 1, 2000.

**NATURAL RESOURCE CONSERVATION COMMISSION**

For the Years Ending	
August 31, 2000	August 31, 2001

**A. Goal: ASSESSMENT, PERMITTING, PREVENTION**

To protect public health and the environment by accurately assessing environmental conditions; by preventing or minimizing the level of contaminants released to the environment through regulation and permitting of facilities or activities with potential to contribute to pollution levels; by promoting voluntary efforts to prevent pollution; and by assuring the delivery of safe drinking water to Texas citizens at affordable rates.

**Outcome (Results/Impact):**

Annual Percent of Stationary and Mobile Source Pollution Reductions in Non-Attainment Areas	5%	6%
Annual Percent Reduction in Pollution Per Capita from Permitted Wastewater Facilities Discharging to the Waters of the State	.2%	.2%
Percent of Texas Surface Water Meeting or Exceeding Water Quality Standards	86%	87%
Annual Percent Reduction in Disposal of Municipal Solid Waste per Capita	1.5%	1.5%

**NATURAL RESOURCE CONSERVATION COMMISSION**  
(Continued)

Annual Percent Decrease in the Toxic Releases in Texas	2%	2%
Percent of Texas Population Served by Public Water Systems Which Meet Drinking Water Standards	97.2%	97.3%
 <b>A.1.1. Strategy:</b> AIR QUALITY PERMITTING	 \$ 11,599,902	 \$ 11,203,902
Perform complete and timely reviews of applications to release pollutants into the air.		
<b>Output (Volume):</b>		
Number of State and Other Air Quality Permit Applications Reviewed	5,600	5,600
Number of Federal Air Quality Operating Permits Reviewed	400	400
 <b>A.1.2. Strategy:</b> WATER RESOURCE PERMITTING	 \$ 11,386,610	 \$ 11,353,539
Perform complete and timely reviews of applications to utilize the state's water resources or to discharge to the state's waterways.		
<b>Output (Volume):</b>		
Number of Applications to Address Water Quality Impacts Reviewed	3,500	3,500
Number of Concentrated Animal Feeding Operation (CAFO) Permits Reviewed	60	60
 <b>A.1.3. Strategy:</b> WASTE PERMITTING	 \$ 9,456,509	 \$ 9,466,509
Perform complete and timely reviews of applications relating to management and disposal of municipal and industrial solid and hazardous waste.		
<b>Output (Volume):</b>		
Number of Non-Hazardous Waste Permit Applications Reviewed	40	40
Number of Hazardous Waste Permit Applications Reviewed	87	79
 <b>A.1.4. Strategy:</b> AIR QUALITY ASSESSMENT AND PLANNING	 \$ 67,216,346	 \$ 29,824,554
Reduce and prevent air pollution by monitoring and assessing air quality, developing and/or revising plans to address identified air quality problems, and assisting in the implementation of approaches to reduce motor vehicle emissions.		
<b>Output (Volume):</b>		
Number of Point Source Air Quality Assessments	2,000	2,000
Number of Area Source Air Quality Assessments	2,000	2,000
Number of Mobile Source Air Quality Assessments	1,025	1,025
<b>Explanatory:</b>		
Percent of Texans Living Where the Air Meets Federal Air Quality Standards	45%	45%
 <b>A.1.5. Strategy:</b> WATER ASSESSMENT AND PLANNING	 \$ 25,719,882	 \$ 24,849,882
Develop plans to ensure an adequate, affordable supply of clean water by monitoring and assessing water quality and availability.		
<b>Output (Volume):</b>		
Number of Surface Water Assessments	67	67
Number of Ground Water Assessments	100	100
Number of River Basins for Which Water Availability Modeling Has Been Completed	8	8

**NATURAL RESOURCE CONSERVATION COMMISSION**  
(Continued)

**A.1.6. Strategy: WASTE ASSESSMENT AND PLANNING**

\$ 13,731,732    \$ 13,721,732

Ensure the proper and safe disposal of pollutants by monitoring the generation, treatment and storage of waste and assessing the capacity of waste disposal facilities; and by providing financial and technical assistance to municipal solid waste planning regions for the development and implementation of solid waste reduction plans.

**Output (Volume):**

Number of Municipal Solid Waste Facility Capacity Assessments	198	198
---	-----	-----

**Efficiencies:**

Average Cost per Waste Management Assessment	150	150
--	-----	-----

**A.1.7. Strategy: PREVENTION & RECYCLING**

\$ 3,866,158    \$ 3,866,158

Promote voluntary pollution prevention and recycling through a combination of technical assistance and public education, and by organizing and promoting voluntary prevention initiatives.

**Output (Volume):**

Number of On-Site Technical Assistance Visits	67	67
---	----	----

**A.2.1. Strategy: SAFE DRINKING WATER**

\$ 9,669,485    \$ 8,669,485

Ensure the delivery of safe drinking water to all citizens through monitoring and oversight of drinking water sources consistent with the requirements of the Safe Drinking Water Act.

**Output (Volume):**

Number of Public Drinking Water Systems Which Meet Primary Drinking Water Standards	6,450	6,475
Number of Drinking Water Samples Collected	13,850	17,450

**A.2.2. Strategy: WATER UTILITIES OVERSIGHT**

\$ 2,385,647    \$ 2,385,647

Provide regulatory oversight of water and sewer utilities to ensure that charges to customers are necessary and cost-based and to promote and ensure adequate customer services.

**Output (Volume):**

Number of Utility Rate Reviews Performed	100	100
--	-----	-----

**Total, Goal A: ASSESSMENT, PERMITTING, PREVENTION**

\$ 155,032,271    \$ 115,341,408

**B. Goal: ENFORCEMENT AND COMPLIANCE**

To protect public health and the environment by administering enforcement programs that promote voluntary compliance with environmental laws and regulations while providing strict, sure, and just enforcement when environmental laws are violated.

**Outcome (Results/Impact):**

Percent of Inspected Air Facilities in Compliance	96%	96%
Percent of Inspected Water Facilities in Compliance	98%	98%
Percent of Inspected Waste Facilities in Compliance	95%	95%
Percent of Identified Noncompliant Facilities for Which Appropriate Action is Taken	90%	90%

**NATURAL RESOURCE CONSERVATION COMMISSION**  
(Continued)

**B.1.1. Strategy: FIELD INSPECTIONS & COMPLAINTS**

\$ 36,067,713    \$ 35,932,713

Promote compliance with environmental laws and regulations by conducting field inspections and responding to citizen complaints.

**Output (Volume):**

Number of Regulated Air Facilities Inspected	5,085	5,085
Number of Water Rights Site Inspections	33,650	33,650
Number of Regulated Water Facilities Inspected	7,942	7,942
Number of Annual and Follow-up Compliance Inspections of Livestock and Poultry Operations	500	500
Number of Municipal Waste Facilities Inspected	800	800
Number of Industrial and Hazardous Waste Facilities Inspected	1,100	1,100
Number of Petroleum Storage Tank Inspections	6,700	6,700

**B.1.2. Strategy: ENFORCEMENT & COMPLIANCE SUPPORT**

\$ 9,738,326    \$ 9,738,326

Maximize voluntary compliance with environmental laws and regulations by providing educational outreach and assistance to businesses and units of local governments; and assure compliance with environmental laws and regulations by taking swift, sure and just enforcement actions to address violation situations.

**Output (Volume):**

Number of Air Program Administrative Enforcement Orders Issued	175	175
Number of Water Program Administrative Enforcement Orders Issued	350	350
Number of Waste Program Administrative Enforcement Orders Issued	190	190

**B.1.3. Strategy: OCCUPATIONAL LICENSING**

\$ 1,495,967    \$ 1,495,967

Establish and maintain occupational professional certification programs to ensure compliance with statutes and regulations that protect public health and the environment.

**Output (Volume):**

Number of Examinations Administered	13,000	13,500
-------------------------------------	--------	--------

**Total, Goal B: ENFORCEMENT AND COMPLIANCE**

\$ 47,302,006    \$ 47,167,006

**C. Goal: POLLUTION CLEANUP**

To protect public health and the environment by identifying, assessing, and prioritizing contaminated sites, and by assuring timely and cost-effective cleanup based on good science and current risk factors.

**Outcome (Results/Impact):**

Percent of Leaking Petroleum Storage Tank Sites Cleaned Up	72%	76%
Percent of Superfund Sites Cleaned Up	12%	12%
Percent of Voluntary and Brownfield Cleanup Properties Made Available for Commercial/Industrial Redevelopment, Community, or Other Economic Reuse	14%	14%

**NATURAL RESOURCE CONSERVATION COMMISSION**  
(Continued)

**C.1.1. Strategy:** STORAGE TANK ADMINISTRATION \$ 6,081,188 \$ 6,081,188  
Regulate the installation and operation of underground storage tanks and administer a program to identify and remediate sites contaminated by leaking storage tanks.

**Output (Volume):**

Number of Petroleum Storage Tanks Registered 1,600 1,600

**C.1.2. Strategy:** STORAGE TANK CLEANUP \$ 107,333,759 \$ 107,333,759  
Provide prompt and appropriate reimbursement to contractors and owners for the cost of remediating sites contaminated by leaking storage tanks.

**Output (Volume):**

Number of Petroleum Storage Tank Reimbursement Applications Processed 4,000 4,000  
Number of Petroleum Storage Tank Cleanups Completed 1,500 1,500

**C.1.3. Strategy:** HAZARDOUS MATERIALS CLEANUP \$ 43,512,401 \$ 45,723,145

Aggressively pursue the investigation, design and cleanup of federal and state superfund sites; and facilitate voluntary cleanup activities at other sites and respond immediately to spills which threaten human health and environment.

**Output (Volume):**

Number of Voluntary and Brownfield Cleanups Completed 75 75  
Number of Superfund Evaluations Underway 18 20  
Number of Superfund Cleanups Underway 35 27  
Number of Superfund Cleanups Completed 7 11

**Total, Goal C:** POLLUTION CLEANUP \$ 156,927,348 \$ 159,138,092

**D. Goal:** INDIRECT ADMINISTRATION

**D.1.1. Strategy:** CENTRAL ADMINISTRATION \$ 17,914,884 \$ 17,812,629

**D.1.2. Strategy:** INFORMATION RESOURCES \$ 14,080,776 \$ 13,610,110

**D.1.3. Strategy:** OTHER SUPPORT SERVICES \$ 14,009,354 \$ 14,009,354

**Total, Goal D:** INDIRECT ADMINISTRATION \$ 46,005,014 \$ 45,432,093

**Grand Total, NATURAL RESOURCE CONSERVATION COMMISSION** \$ 405,266,639 \$ 367,078,599

**Method of Financing:**

General Revenue Fund

General Revenue Fund \$ 27,117,128 \$ 26,247,128  
Earned Federal Funds 3,113,643 3,113,643

Subtotal, General Revenue Fund \$ 30,230,771 \$ 29,360,771

General Revenue Fund - Dedicated

Used Oil Recycling Account No. 146 881,319 881,319  
Clean Air Account No. 151 82,362,831 70,207,081  
Water Resource Management Account No. 153 22,913,103 22,880,032  
Watermaster Administration Account No. 158 804,680 804,680  
Texas Spill Response Account No. 452 75,000 0  
TNRCC Occupational Licensing Account No. 468 1,039,212 1,039,212



**NATURAL RESOURCE CONSERVATION COMMISSION**  
(Continued)

Waste Management Account No. 549	38,867,892	38,715,892
Hazardous and Solid Waste Remediation Fee Account No. 550	29,539,503	31,825,247
Petroleum Storage Tank Remediation Account No. 655	132,110,595	106,140,073
Solid Waste Disposal Fees Account No. 5000	<u>10,986,324</u>	<u>10,986,324</u>
Subtotal, General Revenue Fund - Dedicated	<u>\$ 319,580,459</u>	<u>\$ 283,479,860</u>
<u>Federal Funds</u>		
Federal Air Control Board Fund No. 102	4,209,938	4,209,938
Federal Funds	<u>45,073,265</u>	<u>44,855,824</u>
Subtotal, Federal Funds	<u>\$ 49,283,203</u>	<u>\$ 49,065,762</u>
<u>Other Funds</u>		
Appropriated Receipts	220,894	220,894
Interagency Contracts	<u>5,951,312</u>	<u>4,951,312</u>
Subtotal, Other Funds	<u>\$ 6,172,206</u>	<u>\$ 5,172,206</u>
<b>Total, Method of Financing</b>	<u><u>\$ 405,266,639</u></u>	<u><u>\$ 367,078,599</u></u>
<b>Number of Full-time Equivalent Positions (FTE)</b>	3,027.0	3,027.0
<b>Schedule of Exempt Positions</b>		
Commissioner, Group 5	\$99,500	\$99,500
Commissioner, Group 5	(2) 97,000	(2) 97,000
Executive Director, Group 5	120,000	120,000

1. **Capital Budget.** None of the funds appropriated above may be expended for capital budget items except as listed below. The amounts shown below shall be expended only for the purposes shown and are not available for expenditure for other purposes. Amounts appropriated above and identified in this provision as appropriations either for "Lease Payments to the Master Lease Purchase Program" or for items with an "(MLPP)" notation shall be expended only for the purpose of making lease-purchase payments to the Texas Public Finance Authority pursuant to the provisions of V.T.C.S., Art. 601d, Sec. 9A.

	<u>2000</u>	<u>2001</u>
a. Construction of Buildings and Facilities		
(1) Vestibules in Building B	\$ 45,000	\$ 0
b. Repair or Rehabilitation of Buildings and Facilities		
(1) Building Renovations	402,500	348,000
c. Acquisition of Information Resource Technologies		
(1) Growth and Expansion of Infrastructure	1,450,000	1,547,500
(2) Replacement of Personal Computers	1,779,413	1,779,413
(3) Federal Clean Air Act Information Management System	1,000,000	0
(4) Water Availability Modeling	3,570,000	2,700,000
(5) Drinking Water Data Management System	1,300,000	1,125,000
(6) Drinking Water Source Contamination Assessment	1,500,000	0
(7) STAR Data Conversion	100,000	396,000
(8) Central Registry Database	1,280,650	976,650

**NATURAL RESOURCE CONSERVATION COMMISSION**  
(Continued)

(9) Final Consolidated Compliance & Enforcement Database	1,600,000	1,600,000
(10) OWRM/OWM Database Consolidation	800,000	800,000
(11) Regional Modeling Upgrade	475,600	0
(12) State Implementation Plan (SIP) Data Management	150,000	425,600
(13) Air Monitoring Equipment	683,500	650,000
d. Transportation Items		
(1) Replacement Vehicles	831,500	836,500
e. Acquisition of Capital Equipment and Items		
(1) Growth and Maintenance of Air Monitoring Network	1,274,400	1,253,900
(2) Waste Management Remediation Equipment	<u>\$ 62,000</u>	<u>\$ 62,000</u>
Total, Capital Budget	<u>\$ 18,304,563</u>	<u>\$ 14,500,563</u>

Method of Financing (Capital Budget):

General Revenue Fund	\$ 3,691,225	\$ 2,866,225
Earned Federal Funds	107,650	107,650
General Revenue Fund - Dedicated - Used Oil Recycling Account No. 146	26,569	26,569
General Revenue Fund - Dedicated - Clean Air Account No. 151	6,297,379	4,997,379
General Revenue Fund - Dedicated - Water Resource Management Account No. 153	488,179	393,179
General Revenue Fund - Dedicated - TNRCC Occupational Licensing Account No. 468	46,160	46,160
General Revenue Fund - Dedicated - Waste Management Account No. 549	3,990,207	4,131,207
General Revenue Fund - Dedicated - Hazardous and Solid Waste Remediation Fee Account No. 550	258,166	208,166
Federal Air Control Board Fund No. 102	45,028	45,028
Federal Funds	554,000	554,000
Interagency Contracts	<u>2,800,000</u>	<u>1,125,000</u>
Total, Method of Financing	<u>\$ 18,304,563</u>	<u>\$ 14,500,563</u>

2. **Contingency Cash Flow.** If the Legislative Budget Board and Governor determine after review of relevant information that cash flow difficulties will occur as a result of the appropriations made above, the board and Governor may authorize the Texas Natural Resource Conservation Commission (TNRCC) to temporarily expend general revenue funds for the purpose of meeting the temporary cash flow needs of TNRCC, limited to the amounts appropriated above. The transfer of funds shall be repaid to the General Revenue Fund by the end of the fiscal year in which the funds were transferred under procedures and standards established by the Comptroller of Public Accounts.
3. **Authorization: Aircraft Chartering.** Notwithstanding any other provision of this Act, the Texas Natural Resource Conservation Commission is authorized to spend appropriated funds for the chartering of aircraft for the purposes of monitoring environmental quality, and the enforcement of environmental and water rights laws of the State.
4. **Waste Facility Application Fees.** Amounts appropriated above, out of the Waste Management Account, include and shall not exceed \$75,000 in each fiscal year of the biennium from permit

**NATURAL RESOURCE CONSERVATION COMMISSION**  
(Continued)

application fees assessed by the agency for industrial solid waste and hazardous waste facilities as authorized by Health and Safety Code, Section 361.137.

5. **Authorization: Water and Air Program Fee Rates and Revenue Appropriation.** To provide for the recovery of costs of processing applications, the following fee rate is established pursuant to Subchapter E, Chapter 316, Government Code, to be effective during the biennium covered by this Act.

The maximum rate for the fees authorized under Section 5.235(b) and Section 5.235(c), Water Code, shall be \$2,000.

The maximum rate for fees authorized under Section 382.062 of the Health and Safety Code shall be \$80,000.

6. **Appropriations Limited to Revenue Collections: Automobile Emission Inspections.** Included in amounts appropriated above in Strategy item A.1.4., Air Quality Assessment and Planning, is \$1,400,000 in each year of the biennium for the operation of the vehicle emissions inspection and maintenance program pursuant to Section 382.037, Health and Safety Code and Executive Order GWB96-1. These funds are for the purpose of developing, administering, evaluating, and maintaining the vehicle emissions inspection and maintenance program, including federally required reporting measures to demonstrate compliance with applicable federal and state laws.

It is the intent of the Legislature that twenty-five percent of the fees authorized and generated by the operation of the vehicle emissions inspection and maintenance program cover, at a minimum, the costs of the appropriations made above, as well as the "Other direct and indirect costs" associated with the program, appropriated elsewhere in this Act. "Other direct and indirect costs" for the vehicle emissions inspection and maintenance program are estimated to be \$113,232 for fiscal year 2000 and \$114,926 for fiscal year 2001. In the event that actual and/or projected revenue collections are insufficient to offset the costs identified by this provision, the Legislative Budget Board may direct that the Comptroller of Public Accounts reduce the appropriation authority provided above to be within the amount of revenue expected to be available.

7. **Local Air Pollution Grants Allocation.** From the funds appropriated above an amount not less than \$1,491,000 in each year of the biennium shall be utilized to fund grants or cooperative agreements with eligible local air pollution programs under Section 382.0622, Health and Safety Code. It is provided, however, that the combined federal and state share of the funding for any such local air pollution programs shall not exceed 67 percent of the total allocation to the programs, with the local share being based on the local dollars allocated pursuant to maintenance-of-effort requirements for federal air pollution grants.
8. **Fee Revenue: Pollution Control Equipment Exemptions.** Pursuant to Section 11.31, Tax Code, included in amounts appropriated above out of the General Revenue Fund is \$133,600 each fiscal year from fee revenue collected beginning with the effective date of this Act for the purpose of determining whether pollution control equipment is exempt from taxation.
9. **Authorization: Operating Fund.** The Texas Natural Resource Conservation Commission (TNRCC) is hereby authorized to make transfers from any appropriation made to TNRCC into a single account in the General Revenue Fund known as the "Texas Natural Resource Conservation Commission Operating Fund" for the purpose of making expenditures for which appropriations were made in this Act. After the expenditures have been made from the fund and as soon as the proper strategies have been identified, TNRCC shall process adjustments to the Comptroller in summary accounts to facilitate accurate cost allocations; provided, however, that each special account and fund shall be used for the purposes as now described by law and

**NATURAL RESOURCE CONSERVATION COMMISSION**  
(Continued)

nothing shall be done to jeopardize or divert the special accounts and funds or any portion thereof including federal aid.

10. **Water Resource Fees.** Included in amounts appropriated above out of the Water Resource Management Account, is \$3,488,709 each fiscal year from fees collected pursuant to the provisions of Health and Safety Code, Chapter 341, for the biennium beginning with the effective date of this Act, for the purpose of implementing the provisions of that statute and the Federal Safe Drinking Water Act.
11. **On-site Sewage Disposal System Fees.** Included in amounts appropriated above out of the Water Resource Management Account, is \$739,472 in fiscal year 2000 and \$708,322 in fiscal year 2001 from estimated revenues assessed and collected pursuant to Chapter 366, Subchapters D and E, Health and Safety Code, for the purpose of administration of programs for the regulation and management of on-site sewage disposal systems. In addition to amounts appropriated elsewhere in this Act, any amounts collected by the Texas Natural Resource Conservation Commission pursuant to Health and Safety Code, Chapter 366, Subchapters D and E on or after September 1, 1999 in excess of \$739,472 in fiscal year 2000 and \$708,322 in fiscal year 2001 are hereby appropriated to the agency.
12. **Reimbursement of Advisory Committee Members.** Pursuant to Government Code, Section 2110.004, reimbursement of expenses for advisory committee members, out of funds appropriated above, is limited to the following advisory committees:

Irrigators Advisory Council  
Small Business Compliance Advisory Panel  
Waste Reduction Advisory Committee  
Municipal Solid Waste Management and Resource Recovery Advisory Council

13. **Appropriation: Near Non-Attainment Area Air Quality Planning.** Included in amounts appropriated above out of Clean Air Receipts in Strategy A.1.4., Air Quality Assessment and Planning is \$3,075,000 for the biennium for air quality planning activities in areas considered to be near non-attainment for the ozone standard under the federal Clean Air Act Amendments of 1990, which include Austin, Corpus Christi, Longview-Tyler-Marshall, San Antonio, and Victoria. These activities may include identifying, inventorying, and monitoring of current pollution levels; modeling future pollution levels; and the identification and quantification of potential pollution reduction through voluntary controls. The areas receiving funds shall coordinate with the Texas Natural Resource Conservation Commission to ensure that these activities are consistent with agency monitoring, inventory and modeling approaches and infrastructure.

In addition to appropriations made above out of Clean Air Receipts, an amount not to exceed \$1,000,000 is hereby appropriated for the same purpose from receipts which are in excess of the Comptroller of Public Accounts Biennial Revenue Estimate for the Clean Air Account No. 151, for fiscal years 2000 and 2001.

Any unexpended balances from this appropriation as of August 31, 2000 are hereby appropriated for the same purpose for the fiscal year beginning September 1, 2000.

14. **Petroleum Storage Tank Remediation Fund Restrictions.** Out of funds appropriated above for Strategy C.1.1., Storage Tank Administration, not more than \$5,675,810 each year of the 2000-2001 biennium may be allocated from the Petroleum Storage Tank Remediation (PSTR) Account. Furthermore, the Texas Natural Resource Conservation Commission shall not transfer funds from the PSTR Account from Strategy C.1.2., Storage Tank Cleanup to any other strategy.

**NATURAL RESOURCE CONSERVATION COMMISSION**  
(Continued)

15. **Appropriations Limited to Revenue Collections: Occupational Licensing.** It is the intent of the Legislature that fees, fines and other miscellaneous revenues as authorized and generated by the agency cover, at a minimum, the cost of the appropriations made above for strategy item B.1.3., Occupational Licensing, as well as the "Other direct and indirect costs" associated with this strategy, appropriated elsewhere in this Act. "Other direct and indirect costs" for strategy item B.1.3., Occupational Licensing, are estimated to be \$234,819 for fiscal year 2000 and \$237,540 for fiscal year 2001. In the event that actual and/or projected revenue collections are insufficient to offset the costs identified by this provision, the Legislative Budget Board may direct that the Comptroller of Public Accounts reduce the appropriation authority provided above to be within the amount of revenue expected to be available.
16. **Bosque River Water Quality Monitoring.** Out of funds appropriated above in Strategy A.1.5., Water Assessment and Planning, the Texas Natural Resource Conservation Commission shall conduct water quality monitoring of the Bosque River.
17. **Contingency Appropriation: Fee Appropriation for Watermaster Offices.** In addition to appropriations made above out of the Watermaster Administration Account, there is hereby appropriated all revenue collected by the Texas Natural Resource Conservation Commission (TNRCC) from additional fees generated pursuant to Section 11.329 of the Water Code due to the implementation of increased fee rates at the Rio Grande and South Texas watermaster offices, and due to new watermaster offices created on or after September 1, 1999 by petition of the affected water rights holders.

Any unexpended balances from this appropriation as of August 31, 2000 are hereby appropriated for the same purpose for the fiscal year beginning September 1, 2000.
18. **Contract with the State Office of Administrative Hearings.** Appropriations above include \$938,860 in fiscal year 2000 and \$938,860 in fiscal year 2001 to cover the cost of contracting with the State Office of Administrative Hearings for funding the Natural Resources Division for the purpose of conducting administrative hearings and for related expenses. The Texas Natural Resource Conservation Commission (TNRCC) and the State Office of Administrative Hearings may not enter into a contract for an amount less than the amounts specified herein. If the State Office of Administrative Hearings determines, at the end of each fiscal year, that the amount paid under the contract exceeds the necessary funding, it shall refund the difference to TNRCC. If the State Office of Administrative Hearings determines that the amounts are insufficient to fund the Natural Resources Division, the State Office of Administrative Hearings may enter into negotiations with TNRCC in order to renegotiate the interagency contract to provide additional funds for administrative hearings. The State Office of Administrative Hearings is not appropriated any state funds from such renegotiated contracts until it gives written notice to the Legislative Budget Board and the Governor, together with written permission of the agency.
19. **Unexpended Balance Authority: Grants and Contracts.** There is hereby appropriated to the agency for the biennium beginning with the effective date of this Act, any unexpended balances at the end of the previous biennium for grants and contracts (estimated to be \$1,443,989) including funds required as matching funds under federal contracts. Any grants or contracts executed prior to August 31, 2000, are hereby appropriated for the same purpose for the fiscal year beginning September 1, 2000.
20. **Transfer of Solid Waste Disposal Fees Account Balances.** In order to implement the provisions of House Bill 3231, Acts of the 75<sup>th</sup> Legislature, 1997 and to consolidate funding for waste management activities consistent with the intent of that Act, the Comptroller is authorized to transfer from the Solid Waste Disposal Fees Account No. 5000 to the Waste Management Account No. 549 any unobligated and unexpended balances as of August 31, 1999 from fees collected under Health and Safety Code Section 361.013.

**NATURAL RESOURCE CONSERVATION COMMISSION**  
(Continued)

21. **Transfer of Public Health Services Fee Account Balances.** In order to implement the provisions of House Bill 3231, Acts of the 75<sup>th</sup> Legislature, 1997, and to consolidate funding for water quality management activities consistent with intent of that Act, the Comptroller is authorized to transfer from the Public Health Services Fee Account No. 524 to the Water Resource Management Account No. 153, all unobligated and unexpended balances as of August 31, 1999, from fees collected to administer the Texas Natural Resource Conservation Commission water hygiene and public drinking water programs pursuant to Section 12.032 Health and Safety Code.
22. **Recovered Costs and Responsible Party Payments.** In addition to the amounts appropriated elsewhere in this Act, the Texas Natural Resource Conservation Commission is hereby appropriated for the biennium, beginning with the effective date of this Act, all payments from judgements, settlements and responsible party payments deposited to the credit of Hazardous and Solid Waste Remediation Account No. 550 for the fiscal year ending August 31, 1999 (estimated to be \$1,400,000) and all similar revenues collected during the 2000-01 biennium. The funds may only be used for investigation, assessment, remediation, operation or maintenance performed at the contaminated site for which such funds have been contributed to the Account.
23. **Federal Funds and Capital Budget Expenditures.** To comply with the legislative intent to maximize the use of federal funds and to fulfill grant requirements required for the receipt and expenditure of federal funds, the Texas Natural Resource Conservation Commission (TNRCC) is hereby exempted from the Capital Budget Rider provisions contained in Article IX of this Act, "Limitation on Expenditures - Capital Budget", when federal funds are received in excess of amounts identified in the agency's Capital Budget Rider and such funds are federally designated solely for the purchase of specific capital items. TNRCC shall notify the Legislative Budget Board and Governor's Office of Budget and Planning upon receipt of such federal funds, of the amount received and items to be purchased.
24. **Agency Coordination.** The Texas Department of Transportation and the Texas Natural Resource Conservation Commission shall coordinate their efforts on the acquisition and potential uses of crumb rubber and shredded tire pieces in the various phases of highway construction. The Texas Department of Transportation and the Texas Natural Resource Conservation Commission shall provide to the appropriate Legislative Committees a report on their progress by January 1, of each fiscal year.
25. **Environmental Hotline.** Out of amounts appropriated above in Strategy A.1.4., Air Quality Assessment and Planning, the Texas Natural Resource Conservation Commission shall maintain a state toll-free telephone line to receive reports concerning violations or suspected violations of environmental laws, in conjunction with the Smoking Vehicle Hotline.
26. **Costs Recovered for Petroleum Storage Tank Remediation.** In addition to the amounts appropriated elsewhere in this Act, the Texas Natural Resource Conservation Commission is hereby appropriated for the biennium beginning with the effective date of this Act all payments received from responsible parties as reimbursements and deposited to the Petroleum Storage Tank Remediation Account No. 655 for the costs of investigation, remediation, operation, or maintenance of leaking petroleum storage tank sites.
27. **Certification of Section 404 Permits.** Except for the review of a federal permit or license by the state that is required in order to maintain delegation of a federal program or to comply with a requirement of federal law, none of the funds appropriated above may be expended by the Commission for the purpose of certification of a federal permit issued by the U.S. Army Corps of Engineers under Section 404 of the Clean Water Act.
28. **Texas Parks and Wildlife Environmental Special Investigations Unit.** Included in amounts appropriated above in Strategy B.1.2., Enforcement and Compliance, is \$250,000 out of Waste

**NATURAL RESOURCE CONSERVATION COMMISSION**  
(Continued)

Management Account No. 549 for each fiscal year of the biennium for the purpose of supporting the Texas Parks and Wildlife Department's Environmental Special Investigations Unit to enforce state and federal laws on illegal dumping. This appropriation is contingent on a memorandum of understanding and an interagency transfer of the funds between the Texas Parks and Wildlife Department and the Texas Natural Resource Conservation Commission to jointly administer the program. Any unexpended balance of this appropriation from fiscal year 2000 is appropriated for the same purpose for fiscal year 2001.

29. **Cleanup Activities.** Included in amounts appropriated above is \$75,000 from General Revenue-Dedicated, Texas Spill Response Account No. 452 for the biennium, for the purpose of cleanup activities at a dipping vat site in Maverick County. The expenditure of any state funds for cleanup at the site is contingent upon receipt of an equal amount of matching federal funds from the U.S. Department of Agriculture.
30. **Assessment of Poultry Operations.** Included in amounts appropriated above is \$100,000 out of Clean Air Account No. 151 in fiscal year 2000 to conduct a study of best management practices for poultry growing operations of all types.

It is the intent of the Legislature that the study include recommendations regarding best management practices for minimizing odor emissions and arsenic contamination from poultry facilities, as well as cost/benefit analysis for application of any recommended practices. The Commission shall report its recommendations to the Governor and Legislature on or before December 1, 2000.

Any unexpended balances out of this appropriation as of August 31, 2000, are hereby appropriated to the Commission for the fiscal year beginning September 1, 2000, for the same purpose.

31. **Air Toxic Monitors.** Included in the amounts appropriated above in Strategy A.1.4., Air Quality Assessment and Planning, is \$75,000 each fiscal year out of Clean Air Account No. 151 for the purpose of conducting lab analysis and managing the air toxic monitors located in Odessa, Texas.
32. **Air Pollution/Haze Study.** Out of amounts appropriated above, the Texas Natural Resource Conservation Commission shall conduct a study of the air pollution/haze problem along the Texas/Mexico border, with particular emphasis on the air pollution/haze in Big Bend National Park. The study should include the causes of pollution/haze, the effects of such pollution/haze, as well as any potential short-term and long-term remedies. The study should be concluded prior to January 1, 2001.
33. **Contingency Appropriation for House Bill 1283.** Contingent upon the enactment of House Bill 1283, or similar legislation relating to general permits for the discharge of wastewater, by the Seventy-sixth Legislature, Regular Session, the Texas Natural Resource Conservation Commission is hereby appropriated \$608,669 out of additional revenues collected in excess of \$10,984,000 from the Waste Treatment Inspection Fee for fiscal year 2000. In addition, the Texas Natural Resource Conservation Commission is hereby appropriated \$1,647,575 out of additional revenues collected in excess of \$11,095,000 from the Waste Treatment Inspection Fee for fiscal year 2001. This appropriation is for the purpose of implementing the stormwater permitting program. The Texas Natural Resource Conservation Commission is hereby authorized to transfer the appropriation made pursuant to this provision to the appropriate strategy items listed above. Any unexpended balances out this appropriation as of August 31, 2000, are hereby appropriated to the Commission for the fiscal year beginning September 1, 2000, for the same purpose.

**NATURAL RESOURCE CONSERVATION COMMISSION**  
(Continued)

The following incremental changes to key measure targets reflect funding levels contingent upon enactment of House Bill 1283, or similar legislation, by the Seventh-sixth Legislature, Regular Session:

	For the Years Ending August 31, 2000	August 31, 2001
a. Number of Applications to Address Water Quality Impacts Reviewed	4,000	4,000
b. Number of Regulated Water Facilities Inspected	0	630
c. Number of Water Program Administrative Enforcement Orders Issued	0	32

**PARKS AND WILDLIFE DEPARTMENT**

	For the Years Ending August 31, 2000	August 31, 2001
<b>A. Goal: OUTDOOR RECREATION</b>		
To strengthen traditional services for core constituents such as hunters, anglers, park visitors, and other outdoor enthusiasts by improving habitat and access to outdoor areas, and maintaining quality and safety.		
<b>Outcome (Results/Impact):</b>		
Percent of Maintenance Needs Met	100%	100%
Percent of Repair Needs Met	30%	50%
<b>A.1.1. Strategy: PUBLIC HUNTING &amp; FISHING</b>	\$ 20,843,430	\$ 20,843,430
Provide public hunting and public fishing opportunities by acquiring, improving, and providing access to public fisheries, wildlife and their habitat.		
<b>Output (Volume):</b>		
Number of Fingerlings Stocked (in Millions)	60	62
<b>A.2.1. Strategy: OPERATE STATE PARKS</b>	\$ 42,934,862	\$ 42,934,862
Plan for proper use and operate existing state parks and wildlife management areas safely and cost effectively.		
<b>Output (Volume):</b>		
Number of State Parks in Operation	123	123
<b>A.2.2. Strategy: CAPITAL PROGRAMS</b>	\$ 49,687,229	\$ 24,852,738
Implement capital improvement, major repair, and cultural and natural resource management programs for existing facilities; and acquire identified priority natural, cultural, and recreational resources and develop according to a site management plan.		



**PARKS AND WILDLIFE DEPARTMENT**  
(Continued)

**Output (Volume):**

Number of Repair Projects Completed	425	405
-------------------------------------	-----	-----

<b>Total, Goal A: OUTDOOR RECREATION</b>	<b>\$ 113,465,521</b>	<b>\$ 88,631,030</b>
--	-----------------------	----------------------

**B. Goal: REACH NEW CONSTITUENCIES**

To broaden efforts to reach new constituencies through natural and cultural resource education, outreach programs, and by increasing recreational opportunities.

**Outcome (Results/Impact):**

Annual Percent Change in Opportunities Provided for Youth, Minorities, and the Physically Challenged	5%	5%
--	----	----

**B.1.1. Strategy: PUBLIC AWARENESS AND OUTREACH**

	\$ 7,278,875	\$ 7,278,875
--	--------------	--------------

Design and implement outreach programs which effectively communicate the agency's natural and cultural resource conservation messages while expanding fishing, hunting, and wildlife viewing opportunities for targeted user groups.

**Output (Volume):**

Number of Students Trained in Hunter Education	32,000	33,000
Number of Students Trained in Boater Education	20,000	25,000

**B.1.2. Strategy: LOCAL PARKS**

	\$ 23,197,504	\$ 23,197,504
--	---------------	---------------

Provide grants and technical assistance to strengthen the ability of local governments to provide indoor and outdoor recreation opportunities.

**Output (Volume):**

Number of Grant Assisted Projects Completed	55	60
---	----	----

<b>Total, Goal B: REACH NEW CONSTITUENCIES</b>	<b>\$ 30,476,379</b>	<b>\$ 30,476,379</b>
--	----------------------	----------------------

**C. Goal: RESOURCE PROTECTION**

To protect fish and wildlife resources and their habitat and manage the natural and cultural heritage of Texas.

**Outcome (Results/Impact):**

Conviction Rate for Hunting, Fishing, and License Violators	85%	85%
Conviction Rate for Water Safety Violators	88%	88%
Percent of Total Projects and Activities Requiring Department Review that Avoid or Minimize Adverse Impacts to Fish, Wildlife, or their Habitats	60%	65%
Percent of Fish and Wildlife Kills or Pollution Cases Resolved Successfully	90%	92%

**C.1.1. Strategy: LAW ENFORCEMENT**

	\$ 34,781,531	\$ 34,781,531
--	---------------	---------------

Supervise the users of natural resources in Texas and ensure public safety on state waterways.

**Output (Volume):**

Miles Patrolled in Vehicles (in Millions)	11.1	11.2
Hours Patrolled in Boats	135,000	140,000
Number of Criminal Environmental Investigations Underway	25	30

**C.2.1. Strategy: MANAGE FISH AND WILDLIFE**

	\$ 26,904,408	\$ 26,654,408
--	---------------	---------------

Conserve and manage Texas fish, wildlife, and plant resources.

**PARKS AND WILDLIFE DEPARTMENT**  
(Continued)

**Output (Volume):**

Number of Pollution and Fish Kill Complaints Investigated	298	298
Number of Active Management Agreements with Landowners	2,230	2,530

<b>Total, Goal C: RESOURCE PROTECTION</b>	<u>\$ 61,685,939</u>	<u>\$ 61,435,939</u>
---	----------------------	----------------------

**D. Goal: INDIRECT ADMINISTRATION**

D.1.1. Strategy: CENTRAL ADMINISTRATION	\$ 6,208,034	\$ 6,208,034
---	--------------	--------------

D.1.2. Strategy: INFORMATION RESOURCES	\$ 5,018,387	\$ 5,018,387
--	--------------	--------------

D.1.3. Strategy: OTHER SUPPORT SERVICES	<u>\$ 2,684,361</u>	<u>\$ 2,684,361</u>
---	---------------------	---------------------

<b>Total, Goal D: INDIRECT ADMINISTRATION</b>	<u>\$ 13,910,782</u>	<u>\$ 13,910,782</u>
---	----------------------	----------------------

**Grand Total, PARKS AND WILDLIFE DEPARTMENT**

	<u>\$ 219,538,621</u>	<u>\$ 194,454,130</u>
--	-----------------------	-----------------------

**Method of Financing:**

General Revenue Fund	\$ 3,060,969	\$ 4,536,478
----------------------	--------------	--------------

Unclaimed Refunds of Motorboat Fuel Tax	14,340,000	14,340,000
---	------------	------------

Boat and Boat Motor Sales and Use Tax	5,600,000	5,600,000
---------------------------------------	-----------	-----------

Sporting Goods Sales Tax - Transfer to:

State Parks Account No. 064	15,500,000	15,500,000
-----------------------------	------------	------------

Texas Recreation and Parks Account No. 467	15,500,000	15,500,000
--	------------	------------

Texas Parks and Wildlife Capital Account No. 5004	<u>1,000,000</u>	<u>1,000,000</u>
---	------------------	------------------

Subtotal, General Revenue Fund	<u>\$ 55,000,969</u>	<u>\$ 56,476,478</u>
--------------------------------	----------------------	----------------------

General Revenue Fund - Dedicated

Game, Fish and Water Safety Account No. 009	80,400,049	80,150,049
---	------------	------------

State Parks Account No. 064	18,154,330	18,154,330
-----------------------------	------------	------------

Texas Recreation and Parks Account No. 467	5,597,318	5,597,318
--	-----------	-----------

Non-Game and Endangered Species Conservation Account No. 506	254,279	254,279
--	---------	---------

Shrimp License Buy Back Account No. 5023	<u>500,000</u>	<u>500,000</u>
--	----------------	----------------

Subtotal, General Revenue Fund - Dedicated	<u>\$ 104,905,976</u>	<u>\$ 104,655,976</u>
--	-----------------------	-----------------------

Federal Funds	20,673,202	20,673,202
---------------	------------	------------

Other Funds

Appropriated Receipts	2,398,474	2,398,474
-----------------------	-----------	-----------

Bond Proceeds - Revenue Bonds	20,000,000	10,000,000
-------------------------------	------------	------------

Texas Parks Development Fund No. 408 (General Obligation Bond Proceeds )	16,310,000	U.B.
--	------------	------

Interagency Contracts	<u>250,000</u>	<u>250,000</u>
-----------------------	----------------	----------------

Subtotal, Other Funds	<u>\$ 38,958,474</u>	<u>\$ 12,648,474</u>
-----------------------	----------------------	----------------------

**Total, Method of Financing**

	<u>\$ 219,538,621</u>	<u>\$ 194,454,130</u>
--	-----------------------	-----------------------

Number of Full-time Equivalent Positions (FTE)	2,954.0	2,954.0
--	---------	---------

**Schedule of Exempt Positions and Per Diem of Commission Members**

Executive Director, Group 5	\$115,000	\$115,000
-----------------------------	-----------	-----------

Per Diem of Commission Members	5,400	5,400
--------------------------------	-------	-------

**PARKS AND WILDLIFE DEPARTMENT**  
(Continued)

1. **Capital Budget.** None of the funds appropriated above may be expended for capital budget items except as listed below. The amounts shown below shall be expended only for the purposes shown and are not available for expenditure for other purposes. Amounts appropriated above and identified in this provision as appropriations either for "Lease Payments to the Master Lease Purchase Program" or for items with an "(MLPP)" notation shall be expended only for the purpose of making lease-purchase payments to the Texas Public Finance Authority pursuant to the provisions of V.T.C.S., Art. 601d, Sec. 9A.

	2000	2001
a. Acquisition of Land and Other Real Property		
(1) Habitat Acquisition	\$ 1,595,595	\$ 1,595,595
(2) Conservation Education Projects	16,310,000	U.B.
b. Construction and Major Repairs	25,222,000	15,222,000
c. Acquisition of Information Resource Technologies		
(1) Mainframe Upgrades and Microcomputers	1,288,496	1,295,378
d. Lease Payments to the Master Lease Purchase Program		
(1) MLPP Acquisition (1998/99)	103,455	102,982
e. Transportation Items		
(1) Purchase of Vehicles	3,757,722	3,546,250
f. Acquisition of Capital Equipment and Items		
(1) Office, Field, Marine and Lab Equipment	<u>\$ 1,450,860</u>	<u>\$ 1,343,900</u>
 Total, Capital Budget	 <u>\$ 49,728,128</u>	 <u>\$ 23,106,105</u>

Method of Financing (Capital Budget):

General Revenue Fund - Unclaimed Refunds of Motorboat Fuel Tax	\$ 290,000	\$ 290,000
General Revenue Fund - Boat and Boat Motor Sales and Use Tax	2,061,550	2,100,000
Sporting Goods Sales Tax - Texas Parks and Wildlife Capital Account No. 5004	1,000,000	1,000,000
General Revenue Fund - Dedicated - Game, Fish and Water Safety Account No. 009	6,052,046	5,701,762
General Revenue Fund - Dedicated - State Parks Account No. 064	875,482	875,293
Federal Funds	3,139,050	3,139,050
Bond Proceeds - Revenue Bonds	20,000,000	10,000,000
Texas Parks Development Fund No. 408 (General Obligation Bond Proceeds)	<u>16,310,000</u>	<u>U.B.</u>
 Total, Method of Financing	 <u>\$ 49,728,128</u>	 <u>\$ 23,106,105</u>

2. **Appropriation: Texas Park Development Bonds Interest and Sinking Receipts.** There are hereby appropriated all Texas Park Development Bonds Interest and Sinking Receipts pursuant to and for the purposes as set out by the provisions of Section 49-e of Article III of the Texas Constitution and Parks and Wildlife Code, Chapter 21.
3. **Appropriation: Escrow Accounts.** Any unexpended balances at the beginning of this biennium, and any revenue received during this biennium, consisting of either principal or interest, from trust or escrow accounts set up to benefit the Parks and Wildlife Department are hereby appropriated.

**PARKS AND WILDLIFE DEPARTMENT**  
(Continued)

4. **Authorization: Purchase of Evidence.** From the amounts appropriated above, the Parks and Wildlife Department is hereby authorized to establish a cash fund, for the purchase of evidence and/or information and surveillance deemed necessary by the department for enforcement of laws under the Parks and Wildlife Code.
5. **Authorization: Acceptance of Payment with Goods and Services.** The Parks and Wildlife Department is hereby authorized to accept goods and/or services in lieu of cash for sales of products or rights on the department's public land areas. These goods and services may be on the same public land area as the product or right sold or any other public land area. In order to procure the goods and services in the amounts needed that equal the value of products or rights sold, an escrow bank account may be utilized.
6. **Commissioned Peace Officer Compensation.** The Executive Director of the Parks and Wildlife Department may not provide for the compensation of a state-commissioned peace officer at a rate less than the rate paid by any other state agency to a state-commissioned peace officer performing similar duties.
7. **Coordination of Tourism and Travel Promotion.** It is the intent of the Legislature that the Texas Commission on the Arts, the Texas Historical Commission, the Texas Department of Economic Development, the Texas Department of Parks and Wildlife, and the Texas Department of Transportation coordinate their efforts and spending related to tourism and travel promotion. These agencies shall develop, maintain and adhere to a memorandum of understanding that details the specific travel and tourism objectives and responsibilities of each agency and continues to provide interagency coordination and support to achieve the objectives.
8. **Outreach Programs.** Out of the funds appropriated above for Strategy B.1.2., Local Parks, the Parks and Wildlife Department shall continue partnership projects by contracting a total of \$1,250,000 each fiscal year of the 2000-01 biennium in partnership programs for underserved populations.
9. **Appropriation: Unexpended Balance for Construction Projects.** The Department is hereby appropriated for each fiscal year of the biennium beginning with the effective date of this Act, any unexpended balances from appropriations previously made for construction, repair, acquisition, and renovation projects in House Bill No. 1, Acts of the Seventy-fourth Legislature, Regular Session and House Bill No. 1, Acts of the Seventy-fifth Legislature, Regular Session for the purposes that these appropriations were originally made (estimated to be \$13,428,905). Any unexpended balances remaining in such appropriation items at August 31, 2000, are hereby reappropriated for the same purposes for the fiscal year beginning September 1, 2000. Any appropriation or reappropriation made in this Act to the Parks and Wildlife Department for construction and improvement projects shall include labor and all necessary costs involved in the project. It is provided, however, that the Parks and Wildlife Department shall have information available at the close of each fiscal year showing the progress and costs involved in the expenditure of such appropriation items.
10. **Local Parks.** Funds appropriated for local parks that are utilized for grants awarded for local park construction projects in excess of \$20,000 shall be treated as construction appropriations for the purpose of determining the life of the appropriation under the provisions of Section 403.071, Government Code.
11. **State Parks, Community Concerns, and Inmate Labor.** The Parks and Wildlife Department is directed to give priority to community concerns regarding state parks, and may use inmates from the Texas Department of Criminal Justice to provide labor for park development and repair, and to provide labor for cleanup at beaches within state parks.
12. **Fund Transfer Authority.** The Parks and Wildlife Department is hereby authorized to transfer funds between any funds/accounts authorized by the Parks and Wildlife Code in order to

**PARKS AND WILDLIFE DEPARTMENT**  
(Continued)

alleviate cash flow problems during the biennium. All funds transferred must be returned to the original fund/account before the end of the biennium.

13. **Clothing Provision.** It is the intent of the Legislature that no funds may be expended to provide a clothing or cleaning allowance to any non-uniformed personnel. The Department may continue to expend funds for a cleaning allowance not to exceed \$500 per year.
14. **Lease Payments.** Out of funds appropriated for Strategy A.2.2. Capital Programs, lease payments of \$2,895,813 in fiscal year 2000 and \$4,371,322 in fiscal year 2001 shall be transferred to the Texas Public Finance Authority for debt service payments on revenue bonds or other revenue obligations as authorized by Sec. 13.0045, Parks and Wildlife Code.
15. **Appropriation: State-owned Housing Authorized.** The manager and assistant manager at each state park, wildlife management area and hatchery are authorized to live in state-owned housing at a rate determined by the Department. Other Department employees may live in state-owned housing as set forth in Article IX, Section 10.18, State Owned Housing-Recover Housing Costs. In addition to amounts appropriated above, rental income collected from employee housing is hereby appropriated for maintenance of employee housing.
16. **Indoor Recreation Facilities.** Included in the amounts appropriated above in Strategy B.1.2., Local Parks, is \$2,000,000 which consists of interest earnings accrued as of August 31, 1999, and earned through the biennium ending August 31, 2001, in the Texas Parks and Recreation Account No. 467. This amount shall be used to fund local grants for the development of indoor recreation facilities. Any unexpended balance of such appropriations on August 31, 2000 is appropriated for the same purpose for the fiscal year beginning September 1, 2000.
17. **State Parks: Availability of Credit Card Payments.** It is the intent of the Legislature that the Parks and Wildlife Department shall, by the end of the biennium, make credit card payment available as a payment option for park fees, goods and services at every state park.
18. **Conservation Education Projects.** Included in the amounts appropriated above to the Parks and Wildlife Department (the Department), are general obligation bond proceeds in the estimated amount of \$16,310,000 in Strategy A.2.2., Capital Programs, in fiscal year 2000 for the purpose of funding the following conservation education projects: establishing World Birding Center sites; High Plains Bison Project; Government Canyon; Austin Woods; and other projects as deemed appropriate by the Department. Any unexpended balance of such appropriations as of August 31, 2000 is hereby appropriated for the same purpose for the fiscal year beginning September 1, 2000.

Amounts appropriated above include funding for the following: renovations at the Indian Lodge State Park, development of the Texas Rivers Center, and establishment and development of the Meteor Crater site.

The World Birding Center shall be a collective of sites throughout the Texas Rio Grande Valley, established for the purpose of creating a world class birding experience. The Department shall establish the World Birding Center headquarters at Bentsen Rio Grande State Park, located in Mission, with other sites in Cameron and Hidalgo counties, and locate satellite sites in Brownsville, Edinburg, Harlingen and Weslaco. The Department shall provide funding and priority to sites based on proportionate contributions from the affected communities. The level of local participation and private funding shall be key factors in assigning the particular function and scale of World Birding Center sites, as well as the extent of matching funds made available by the State and/or the Parks and Wildlife Foundation. The selected sites shall receive state matching funds in an amount not to exceed \$2,000,000 per site. Up to two additional sites to be designated as secondary sites shall receive state matching funds in an amount not to exceed \$500,000 per site. The Department shall use existing resources and infrastructure, and available bond proceeds to establish the World Birding Center Sites.

**PARKS AND WILDLIFE DEPARTMENT**  
(Continued)

19. **Big Bend Ranch State Park: Archaeological Boundary Survey.** Out of the funds appropriated above, the Parks and Wildlife Department shall conduct an archeological boundary survey at the Big Bend Ranch State Park. The survey may be conducted through an interagency contract with appropriate entities.
20. **Boat and Boat Motor Sales and Use Tax.** Amounts appropriated above to the Parks and Wildlife Department include \$11,200,000 for the biennium out of Boat and Boat Motor Sales and Use Tax receipts in the General Revenue Fund. This amount is in addition to General Revenue appropriations from the Sporting Goods Sales Tax receipts which totals \$64,000,000 for the biennium. Total funding from these two sources is \$75,200,000 for the biennium.
21. **Battleship Texas.** Included in the amounts appropriated above in Strategy A.2.2., Capital Programs, is \$300,000 each fiscal year out of the Boat and Boat Motor Sales and Use Tax receipts in the General Revenue Fund for the restoration and renovation of Battleship Texas.
22. **Sunset Review.** During the sunset review process in the upcoming interim, the Parks and Wildlife Department and the Sunset Commission are hereby directed to include a review of appropriate sources of dedicated funding for the purpose of funding the programs administered by the Parks and Wildlife Department. This review should include an analysis of the ability to accurately identify the revenue stream of any funding source currently dedicated to the agency by statute, as well as any proposed funding source identified by the Department or adopted by the Seventy-sixth Legislature, Regular Session.
23. **Contingency Appropriation for Senate Bill 1303.** Contingent on the enactment of Senate Bill 1303, or similar legislation relating to the regulation of commercial finfish fishery, by the Seventy-sixth Legislature, Regular Session, the Parks and Wildlife Department is hereby appropriated \$10,000 for fiscal year 2000 and \$62,500 for fiscal year 2001 out of additional revenues collected and deposited in the Game, Fish and Water Safety Account No. 9 pursuant to Senate Bill 1303, for the purpose of regulating commercial finfish fishery. The Parks and Wildlife Department is hereby authorized to transfer the appropriation made pursuant to this provision to the appropriate strategy items listed above.
24. **Contingency Appropriation for House Bill 1906.** Contingent on the enactment of House Bill 1906, or similar legislation relating to special license plates benefitting parks, fisheries, and wildlife, there is hereby appropriated to the Parks and Wildlife Department, for the biennium beginning September 1, 1999, any revenues collected and deposited in the General Revenue - Dedicated Texas Parks and Wildlife Capital Account from the sale of conservation license plates. The Parks and Wildlife Department is hereby authorized to transfer the appropriation made pursuant to this provision to the appropriate strategy items listed above.

## RAILROAD COMMISSION

For the Years Ending  
August 31,                      August 31,  
2000                                      2001

**A. Goal: REGULATION & PROTECTION**

To prevent the degradation of land and water resources by providing regulatory environmental protection that considers the environmental risk, economic cost to the public and the state's continuing energy requirements. To ensure the timely and safe reclamation and remediation of all land and water within allocated resources.

**Outcome (Results/Impact):**

Percentage of Inspections Conducted Where Pollution-Related Violations Were Detected and Corrective Action Initiated

16%                                      16%

**A.1.1. Strategy: PREVENT POLLUTION**

\$ 9,221,298      \$ 9,228,964

Prevent pollution from oil and gas exploration and production by monitoring and testing facilities, and administering a federally approved and funded underground injection control program.

**Output (Volume):**

Number of Pollution-Related Violations Where Operations are Brought Into Compliance by Enforcement Action of the Commission

800                                      800

**A.1.2. Strategy: WELL PLUGGING & SITE CLEANUP**

\$ 5,331,355      \$ 2,227,754

Plug abandoned oil and gas wells when there is an identified risk of pollution, and clean up pollution sites associated with oil and gas operations as necessary.

**Output (Volume):**

Number of Known Abandoned Wells Plugged With the Use of State Funds

276                                      0

Number of Identified Pollution Sites Cleaned Up With the Use of State Funds

52                                      0

**A.2.1. Strategy: COAL AND URANIUM REGULATION**

\$ 2,666,967      \$ 2,670,846

Enforce state and federal regulations and laws relating to surface coal and uranium mining operations by issuing operating permits and conducting inspections.

**Output (Volume):**

Number of Coal Mining Permit Actions Processed

525                                      525

**A.2.2. Strategy: RECLAIM ABANDONED MINES**

\$ 3,107,856      \$ 3,101,826

Reclaim eligible abandoned mine land with available federal funds.

**Output (Volume):**

Number of Acres Permanently Revegetated

0                                      160

**Total, Goal A: REGULATION & PROTECTION**

\$ 20,327,476      \$ 17,229,390

**RAILROAD COMMISSION**  
(Continued)

**B. Goal: ENSURE ENERGY SUPPLIES**

To seek to increase the exploration, development and conservation of domestic energy supplies by maintaining sound regulatory practices, developing and promoting legislative and regulatory incentives, encouraging research, and providing accessibility to energy-related information maintained by the Commission. Be proactive in recognizing changing roles and responsibilities of the Commission by identifying and analyzing changes in the oil and gas industry.

**Outcome (Results/Impact):**

Percent Change in Oil Production Annually	-6.5%	-5.5%
Percent Change in Gas Production Annually	0%	-.05%
Percent of Oil Wells That Are Active	72.8%	72%
Percent of Gas Wells That Are Active	78.5%	79%

<b>B.1.1. Strategy: ENFORCE OIL &amp; GAS LAWS</b>	\$	7,096,055	\$	7,224,190
Enforce Commission regulations and state laws relating to the production, transportation, and conservation of oil and gas through permitting, auditing reports, and monitoring well completions.				

**Output (Volume):**

Number of Wells Monitored	354,000		352,000
---------------------------	---------	--	---------

<b>B.1.2. Strategy: ENERGY INFO DATABASE</b>	\$	2,046,298	\$	2,050,834
Provide readily accessible energy-related information for utilization as a resource to encourage research, to increase oil and gas exploration and production, and to facilitate operator compliance.				

<b>B.1.3. Strategy: TERRA SECONDARY RECOVERY</b>	\$	256,009	\$	256,731
Promote future research, development and experimentation of oil and gas recovery techniques and future production through a pool of mechanically sound, non-polluting oil and gas wells maintained in the Texas Experimental Research and Recovery Activity (TERRA) Program.				

**Output (Volume):**

Number of Wells Transferred into the TERRA Program	60		70
--	----	--	----

<b>Total, Goal B: ENSURE ENERGY SUPPLIES</b>	\$	<u>9,398,362</u>	\$	<u>9,531,755</u>
--	----	------------------	----	------------------

**C. Goal: RAIL TRANSPORTATION**

To encourage an efficient and productive Texas railroad transportation industry, and to oversee the rail transportation of goods and people to ensure public safety, a competitive atmosphere, and economic opportunity for all the people of Texas.

**C.1.1. Strategy: RAIL SAFETY AND REHABILITATION**

	\$	1,271,114	\$	1,289,301
--	----	-----------	----	-----------

Inspect railroad facilities, equipment and operations, provide safety instruction, and administer a shortline track rehabilitation project.

**Output (Volume):**

Number of Rail Units Inspected	49,000		49,000
--------------------------------	--------	--	--------

**D. Goal: FAIR GAS UTILITY RATE**

To ensure a fair gas utility rate structure that promotes safe, efficient, reliable, low-cost service and surety of supply.



**RAILROAD COMMISSION**  
(Continued)

<p><b>D.1.1. Strategy:</b> GAS UTILITY COMPLIANCE Enforce compliance by all gas utilities operating in Texas with rates established by the Commission and with Commission regulations.</p> <p><b>Output (Volume):</b> Number of Field Audits Conducted</p>	<p>\$ 1,662,057</p> <p>140</p>	<p>\$ 1,681,768</p> <p>140</p>
<p><b>E. Goal:</b> USE OF ALTERNATIVE FUELS To promote research, education, and greater use of alternative fuels as a means of lessening demand on foreign energy supplies, environmental pollution, and increasing the economic well-being of the state. Be proactive in recognizing changing roles and responsibilities of the Commission by identifying and analyzing changes in the alternative fuels industry.</p>		
<p><b>E.1.1. Strategy:</b> INCREASE LP GAS USAGE Develop and implement a research and technical services, marketing, and public education plan for the increased use of LP Gas as an alternative fuel.</p> <p><b>Output (Volume):</b> Annual Number of Training Hours Provided to Texas LP-Gas Licensees and Certificate Holders</p> <p><b>Efficiencies:</b> Administrative Costs as a Percentage of Alternative Fuels Research and Education Account Fee Revenue</p>	<p>\$ 2,844,615</p> <p>1,800</p> <p>17.8%</p>	<p>\$ 2,847,507</p> <p>1,800</p> <p>17.8%</p>
<p><b>F. Goal:</b> ENSURE PIPELINE SAFETY To encourage an efficient and economical pipeline industry. As the enforcement agency for both state and federal intrastate pipeline safety programs, oversee pipeline activities to ensure compliance with state and federal safety regulations and promote public safety and awareness.</p>		
<p><b>Outcome (Results/Impact):</b> Percent of Intrastate Accidents Involving Noncompliance</p>	<p>10%</p>	<p>10%</p>
<p><b>F.1.1. Strategy:</b> REDUCE PIPELINE ACCIDENTS Enforce compliance by pipeline operators with federal and state laws and regulations.</p>	<p>\$ 2,677,463</p>	<p>\$ 2,662,666</p>
<p><b>G. Goal:</b> REGULATE GASES/QUARRIES To protect the health, welfare, and safety of the general public through the promulgation and administration of regulations and/or standards for the liquefied petroleum gas/compressed natural gas/liquefied natural gas industries and the quarry and aggregate mining industry.</p>		
<p><b>Outcome (Results/Impact):</b> Percent of LPG/CNG/LNG Reported Accidents That Resulted in Fatalities or Injuries Percentage of Hazardous Aggregate Quarries and Pits That Have Hazards Eliminated</p>	<p>29%</p> <p>2.5%</p>	<p>29%</p> <p>2.5%</p>
<p><b>G.1.1. Strategy:</b> REGULATE LPG/CNG/LNG Enforce compliance by the LPG/CNG/LNG industries with Commission regulations and state law and educate the industry and the public concerning LPG/CNG/LNG regulations.</p> <p><b>Output (Volume):</b> Number of LPG/CNG/LNG Safety Inspections Conducted</p>	<p>\$ 1,742,773</p> <p>18,375</p>	<p>\$ 1,767,153</p> <p>18,375</p>

**RAILROAD COMMISSION**  
(Continued)

**G.2.1. Strategy:** PIT SAFETY CERTIFICATION  
Issue safety certification to regulated aggregate quarries and pits. \$ 59,073    \$ 59,129

**Total, Goal G:** REGULATE GASES/QUARRIES \$ 1,801,846    \$ 1,826,282

**Grand Total, RAILROAD COMMISSION** \$ 39,982,933    \$ 37,068,669

**Method of Financing:**

General Revenue Fund

General Revenue Fund \$ 24,184,667    \$ 24,006,545  
Earned Federal Funds 121,438    121,438

Subtotal, General Revenue Funds \$ 24,306,105    \$ 24,127,983

General Revenue Funds - Dedicated

Alternative Fuels Research and Education Account No. 101 2,316,265    2,316,265  
Oil Field Cleanup Account No. 145 5,757,588    2,653,061  
TERRA Account No. 5014 160,236    160,236

Subtotal, General Revenue Funds - Dedicated \$ 8,234,089    \$ 5,129,562

Federal Funds 5,978,501    6,352,637

Other Funds

Appropriated Receipts 1,414,271    1,408,520  
Interagency Contracts 49,967    49,967

Subtotal, Other Funds \$ 1,464,238    \$ 1,458,487

**Total, Method of Financing** \$ 39,982,933    \$ 37,068,669

**Number of Full-time Equivalent Positions (FTE)** 850.5    850.5

**Schedule of Exempt Positions**

Commissioner, Group 4 (3) \$92,217    (3) \$92,217  
Executive Director 88,408    88,408

I. **Capital Budget.** Funds appropriated above may be expended for capital budget items listed below. The amounts identified for each item may be adjusted or expended on other capital expenditures, subject to the aggregate dollar restrictions on capital budget expenditures provided in the General Provisions of this Act.

	2000	2001
a. Acquisition of Information Resource Technologies		
(1) Microcomputers/Peripherals and Software	\$ 88,245	\$ 102,060
(2) Electronic Compliance and Approval Process	299,000	373,000

**RAILROAD COMMISSION**  
(Continued)

(3) Information Technology Infrastructure Upgrade	<u>\$ 150,000</u>	<u>\$ 150,000</u>
Total, Acquisition of Information Resource Technologies	<u>\$ 537,245</u>	<u>\$ 625,060</u>
b. Transportation Items		
(1) Vehicles	512,898	488,398
c. Acquisition of Capital Equipment and Items		
(1) Furniture/Equipment	<u>\$ 69,185</u>	<u>\$ 46,500</u>
Total, Capital Budget	<u>\$ 1,119,328</u>	<u>\$ 1,159,958</u>

Method of Financing (Capital Budget):

General Revenue Fund	\$ 934,268	\$ 995,875
General Revenue Fund - Dedicated - Alternative Fuels Research and Education Account No. 101	44,973	48,238
Federal Funds	<u>140,087</u>	<u>115,845</u>
Total, Method of Financing	<u>\$ 1,119,328</u>	<u>\$ 1,159,958</u>

2. **Unexpended Balance and Estimated Appropriation Authority: Oil Field Cleanup Account.** In addition to amounts appropriated above, the Railroad Commission is hereby appropriated any balances or receipts remaining in the Oil Field Cleanup Account No. 145 as of August 31, 1999 (estimated to be \$3,313,549) and all revenues collected and deposited to the Oil Field Cleanup Account during the biennium (estimated to be \$647,351) to carry out duties authorized by Natural Resources Code, Subchapter D, Chapter 91.
3. **Appropriation: Abandoned Mine Land Funds.** The Railroad Commission is hereby appropriated both federal grant money from the U.S. Department of Interior and interest on those funds, for the purposes authorized by Subchapter G, Chapter 134, Natural Resources Code. Unexpended balances and the earned interest therefrom shall be carried forward at the end of each fiscal year.
4. **Unexpended Balance and Estimated Appropriation Authority: Alternative Fuels Research and Education Account.** In addition to amounts appropriated above, the Railroad Commission is hereby appropriated any balances or receipts remaining in the Alternative Fuels and Research and Education (AFRED) Account No. 101 as of August 31, 1999 (estimated to be \$1,013,357) and all revenues collected and deposited to the AFRED Account during the biennium (estimated to be \$67,735 for each fiscal year of the biennium) in accordance with Natural Resources Code, Section 113.243.
5. **Transfer Authority.** Notwithstanding limitations on appropriation transfers contained in the General Provisions of this Act, the Texas Railroad Commission is hereby authorized to direct agency resources, and transfer such amounts appropriated above between appropriation line items.
6. **Unexpended Balance and Estimated Appropriation Authority: Texas Experimental Research and Recovery Activity Account.** In addition to amounts appropriated above, the Railroad Commission is hereby appropriated any balances or receipts remaining in the Texas Experimental Research and Recovery Activity (TERRA) Account No. 5014 as of August 31, 1999 (estimated to be \$406,271) and all revenues collected and deposited to the TERRA Account during the biennium (estimated to be \$28,764 in fiscal year 2000 and \$62,764 in fiscal year 2001) in accordance with Natural Resources Code, Section 93.004.

**RAILROAD COMMISSION**  
(Continued)

7. **Limitation of Expenditure of State Funds.** Only funds appropriated above out of the Alternative Fuels Research and Education (AFRED) Account may be expended to administer, manage or otherwise support the propane water heater rebate program.
8. **Appropriation: Unexpended Balances Between Fiscal Years.** Any unexpended balances as of August 31, 2000 in the appropriations made herein to the Railroad Commission are hereby appropriated for the same purposes for the fiscal year beginning September 1, 2000.
9. **Fee Appropriation: Liquid Propane (LP) Gas Licensing, Training, and Examination Renewal Fees.** Included in amounts appropriated above out of Appropriated Receipts is \$182,413 each year of the biennium in Strategy E.1.1., Increase LP Gas Usage, from estimated revenues assessed and collected pursuant to Natural Resources Code, Section 113.088, for the purpose of providing training to licensees and certificate holders. In addition to amounts appropriated above, any amounts collected by the Railroad Commission pursuant to Natural Resources Code, Section 113.088, on or after September 1, 1999, in excess of \$231,413 each fiscal year are hereby appropriated to the Commission for the same purpose.
10. **Study of Naturally Occurring Radioactive Material (NORM) Waste.** If on or before the effective date of this bill, the Texas Railroad Commission has not begun a study of the effectiveness of existing state rules and regulations related to the detection, control and disposal of oil and gas naturally occurring radioactive material (NORM) waste, then from funds appropriated above in Strategy A.1.1., Prevent Pollution, the Commission shall conduct such a study and report its findings to the Governor and the Legislature on or before December 1, 2000.

It is the intent of the Legislature that the Railroad Commission determine whether measurement and reporting of NORM waste by oil and gas operators is warranted to protect the public health, public safety, and the environment. The Commission shall consult with the Texas Department of Health (TDH) and the Texas Natural Resource Conservation Commission (TNRCC) as appropriate.

11. **Appropriations Limited to Revenue Collections and Contingent Revenue: LPG/CNG/LNG Fees.** It is the intent of the Legislature that revenues collected pursuant to Natural Resources Code, Sections 113.082, 113.088, 113.090, 113.093, 113.094, 113.131, 116.032, 116.034, and 116.072 and deposited to Revenue Object Codes 3035, 3245, and 3246 in the General Revenue Fund, and \$60,000 each fiscal year collected pursuant to Natural Resources Code, Section 113.244, and deposited to Revenue Object Code 3034 in the Alternative Fuels Research and Education Account No. 101, cover, at a minimum, the cost of the appropriations made above in Strategy G.1.1., Regulate LPG/CNG/LNG.

This appropriation is contingent upon the Railroad Commission assessing fees sufficient to generate, during the 2000-01 biennium, revenue to cover the appropriations. The Railroad Commission, upon completion of necessary actions to assess or increase additional fees, shall furnish copies of the Railroad Commission's minutes and other information supporting the estimated revenues to be generated for the 2000-01 biennium under the revised fee structure to the Comptroller of Public Accounts. If the Comptroller finds the information sufficient to support the projection of increased revenues, a finding of fact to that effect shall be issued and the contingent appropriation shall be made available for the intended purposes.

In the event that actual and/or projected revenue collections are insufficient to offset the costs identified by this provision, the Legislative Budget Board may direct that the Comptroller of Public Accounts reduce the appropriation authority provided above to be within the amount of revenue expected to be available.

**RAILROAD COMMISSION**  
(Continued)

In addition to amounts identified above, the Railroad Commission is hereby appropriated all additional revenue collected and deposited to the credit of the revenue accounts listed above for the same purposes.

12. **Contingency Appropriation for Senate Bill 115.** Contingent upon the enactment of Senate Bill 115, or similar legislation related to the repeal of the expiration of certain oil and gas fees imposed by the Texas Railroad Commission, by the Seventy-sixth Legislature, Regular Session, the Railroad Commission is hereby appropriated \$6,454,403 in fiscal year 2000 and \$9,234,546 in fiscal year 2001 out of the General Revenue Dedicated Oil Field Cleanup Account for the purposes of implementing that Act. The Railroad Commission is hereby authorized to transfer the appropriation made pursuant to this provision to the appropriate strategy items listed above.

Included in amounts appropriated by this Rider to the Railroad Commission are \$187,394 in fiscal year 2000 and \$142,652 in fiscal year 2001 to be expended for capital budget purposes.

The following incremental changes to key measure targets reflect funding levels contingent upon enactment of Senate Bill 115, or similar legislation, by the Seventy-sixth Legislature, Regular Session:

	<u>FY 2000</u>	<u>FY 2001</u>
A.1.2. Number of Known Abandoned Wells Plugged With the Use of State Funds	607	881
A.1.2. Number of Identified Pollution Sites Cleaned Up With the Use of State Funds	116	169

**TEXAS RIVER COMPACT COMMISSIONS**

	For the Years Ending
	August 31,      August 31,
	<u>2000</u> <u>2001</u>

**Out of the General Revenue Fund:**

**A. Goal: CANADIAN RIVER COMPACT**

The Canadian River Compact will ensure the delivery of Texas' equitable share of quality water from the Canadian River and its tributaries as apportioned by the Canadian River Compact.

**Outcome (Results/Impact):**

The Percentage Received of Texas' Equitable Share of Quality Water Annually as Apportioned by the Canadian River Compact	95%	95%
--	-----	-----

<b>A.1.1. Strategy: WATER DELIVERY ACCOUNTING</b>	\$	21,536	\$	21,537
Prepare and resolve the annual accounting of water stored by each compacting state.				

**B. Goal: PECOS RIVER COMPACT**

The Pecos River Compact will ensure delivery and maximize the availability of Texas' equitable share of quality water from the Pecos River and its tributaries as apportioned by the Pecos River Compact.

**TEXAS RIVER COMPACT COMMISSIONS**  
(Continued)

**Outcome (Results/Impact):**

The Percentage Received of Texas' Equitable Share of Quality Water Annually as Apportioned by the Pecos River Compact

90% 90%

**B.1.1. Strategy:** WATER DELIVERY ACCOUNTING  
Prepare and resolve the annual accounting of water deliveries to Texas by New Mexico as apportioned by the Pecos River Compact and U.S. Supreme Court Decree.

\$ 130,082 \$ 130,083

**C. Goal: RED RIVER COMPACT**

The Red River Compact will ensure delivery of Texas' equitable share of quality water from the Red River and its tributaries as apportioned by the Red River Compact.

**Outcome (Results/Impact):**

The Percentage Received of Texas' Equitable Share of Quality Water Annually as Apportioned by the Red River Compact

100% 100%

**C.1.1. Strategy:** WATER DELIVERY ACCOUNTING  
Develop and implement an annual accounting system of water deliveries to each compacting state.

\$ 33,263 \$ 33,264

**D. Goal: RIO GRANDE COMPACT**

The Rio Grande River Compact will ensure delivery and maximize the availability of Texas' equitable share of quality water from the Rio Grande and its tributaries as apportioned by the Rio Grande Compact.

**Outcome (Results/Impact):**

The Percentage Received of Texas' Equitable Share of Quality Water Annually as Apportioned by the Rio Grande Compact

95% 95%

**D.1.1. Strategy:** WATER DELIVERY ACCOUNTING  
Prepare and resolve the annual accounting of water deliveries to Texas by Colorado and New Mexico as apportioned by the Rio Grande Compact.

\$ 174,080 \$ 174,081

**E. Goal: SABINE RIVER COMPACT**

The Sabine River Compact will ensure delivery of Texas' equitable share of quality water from the Sabine River and its tributaries as apportioned by the Sabine River Compact.

**Outcome (Results/Impact):**

The Percentage Received of Texas' Equitable Share of Quality Water Annually as Apportioned by the Sabine River Compact

100% 100%

**E.1.1. Strategy:** WATER DELIVERY ACCOUNTING  
Prepare and resolve the annual accounting of water diversions by Texas and Louisiana as apportioned by the Sabine River Compact.

\$ 58,576 \$ 58,577

**Grand Total, TEXAS RIVER COMPACT COMMISSIONS**

\$ 417,537 \$ 417,542

**Number of Full-time Equivalent Positions (FTE)**

8.5 8.5

**Schedule of Exempt Positions**

Red River Compact Commissioner	\$24,225	\$24,225
Rio Grande Compact Commissioner	41,195	41,195
Sabine River Compact Commissioner	(2) 8,487	(2) 8,487
Canadian River Compact Commissioner	10,767	10,767
Pecos River Compact Commissioner	32,247	32,247

**TEXAS RIVER COMPACT COMMISSIONS**  
(Continued)

1. **General Provisions Exemption: Working Hours and Leave.** The Red River Compact, Sabine River Compact, Canadian River Compact and Pecos River Compact Commissions are specifically exempt from compliance with the Employee Working Hours and Holidays and Employees Vacations and Leaves sections of the General Provisions of this Act.

**SOIL AND WATER CONSERVATION BOARD**

	For the Years Ending	
	August 31, 2000	August 31, 2001
<b>A. Goal: PROTECT TEXAS FARM AND GRAZING LAND</b>		
To protect and enhance the farm and grazing land of Texas by ensuring that a quality conservation program is available and being applied in all soil and water conservation districts in Texas.		
<b>Outcome (Results/Impact):</b>		
Percent of District Financial Needs Met by Soil and Water Conservation Board Grants	32%	32%
Percent of Soil and Water Resource Needs With Conservation Plans or Specific Programs Developed to Address Those Needs	30%	30%
<b>A.1.1. Strategy: PROGRAM MANAGEMENT ASSISTANCE</b>		
Provide program expertise and technical guidance on a statewide basis in managing and directing conservation programs.	\$ 186,446	\$ 186,566
<b>Output (Volume):</b>		
Number of Statewide Workshops, Training Sessions and Seminars Conducted	55	55
<b>A.1.2. Strategy: FINANCIAL AND TECHNICAL ASSISTANCE</b>		
Provide soil and water conservation districts with financial and technical assistance.	<u>\$ 11,854,141</u>	<u>\$ 3,099,120</u>
<b>Output (Volume):</b>		
Number of District Directors and District Employees Contacted by Field Staff	8,000	8,000
<b>Total, Goal A: PROTECT TEXAS FARM AND GRAZING LAND</b>	<u>\$ 12,040,587</u>	<u>\$ 3,285,686</u>
<b>B. Goal: NONPOINT SOURCE POLLUTION ABATEMENT</b>		
To effectively administer a program for the abatement of nonpoint source pollution caused by agricultural and silvicultural uses of the state's soil and water resources.		
<b>Outcome (Results/Impact):</b>		
Percent of Agricultural/Silvicultural Operations Within Identified Problem Areas Having District-Approved Water Quality Management Plans Developed and Certified	10%	12%
Percent of Agricultural and Silvicultural Operations With a Potential to Cause Nonpoint Pollution in Areas with Approved Total Maximum Daily Loads Having Certified Water Quality Management Plans	13%	26%

**SOIL AND WATER CONSERVATION BOARD**

(Continued)

<b>B.1.1. Strategy:</b> STATEWIDE MANAGEMENT PLAN	\$ 2,211,039	\$ 2,211,279
Implement and update as necessary a statewide management plan for the control of agricultural and silvicultural nonpoint source water pollution.		
<b>Output (Volume):</b>		
Number of Agricultural/Silvicultural Nonpoint Source Site-Specific Areas Evaluated for Potential Nonpoint Source Problems	5	6
 <b>B.2.1. Strategy:</b> POLLUTION ABATEMENT PLANS	 \$ 3,839,635	 \$ 3,841,375
Develop and implement pollution abatement plans for agriculture/silviculture operations in identified problem areas.		
<b>Output (Volume):</b>		
Number of Pollution Abatement Plans Certified	655	725
 <b>Total, Goal B: NONPOINT SOURCE POLLUTION ABATEMENT</b>	 <u>\$ 6,050,674</u>	 <u>\$ 6,052,654</u>
 <b>C. Goal: INDIRECT ADMINISTRATION</b>		
<b>C.1.1. Strategy:</b> INDIRECT ADMINISTRATION	<u>\$ 526,265</u>	<u>\$ 526,265</u>
 <b>Grand Total, SOIL AND WATER CONSERVATION BOARD</b>	 <u>\$ 18,617,526</u>	 <u>\$ 9,864,605</u>
 <b>Method of Financing:</b>		
General Revenue Fund	\$ 16,548,747	\$ 7,795,826
General Revenue Fund - Dedicated - Agricultural Soil and Water Conservation Account No. 563	100,000	100,000
Federal Funds	<u>1,968,779</u>	<u>1,968,779</u>
 <b>Total, Method of Financing</b>	 <u>\$ 18,617,526</u>	 <u>\$ 9,864,605</u>
 <b>Number of Full-time Equivalent Positions (FTE)</b>	 65.0	 65.0
 <b>Schedule of Exempt Positions and Per Diem of Board Members</b>		
Executive Director, Group 2	\$62,400	\$62,400
Per Diem of Board Members	9,000	9,000

1. **Matching Requirements.** Funds appropriated above for conservation assistance grants for Soil and Water Conservation Districts may be expended only when matched by equal amounts from sources other than state funds or earnings from state funds, not to exceed Seven Thousand Five Hundred Dollars (\$7,500) in any district per annum.
2. **Reappropriation: District Unexpended Balances.** Any unexpended balances in the reappropriation of funds and properties to the Soil Conservation Districts are hereby reappropriated for the biennium beginning with the effective date of this Act, for the purposes provided for under the soil conservation statutes.
3. **Appropriation: Unexpended Balances in Agricultural Soil and Water Conservation Account.** Any unexpended balances in the appropriation made above out of the Agricultural Soil and Water Conservation Account as of August 31, 2000, are hereby appropriated for fiscal year 2001.



**SOIL AND WATER CONSERVATION BOARD**  
(Continued)

4. **Allocation of Grant Funds.** It is the intent of the legislature that an allocation of 80 percent of Technical Assistance and Subchapter H Technical Assistance Program grant funds to local soil and water conservation districts by the Soil and Water Conservation Board shall be made at the beginning of each fiscal year. The remaining 20 percent of grant funds shall be allocated by the Soil and Water Conservation Board to districts on a discretionary basis during the remainder of the fiscal year. Grant allocations are made contingent upon districts filing quarterly expenditure reports and an annual grant expenditure summary report with the Soil and Water Conservation Board.
  
5. **Appropriation: Earned Federal Funds.** It is the intent of the Legislature that the Soil and Water Conservation Board prepare all necessary documentation and submit an application(s) to the appropriate federal oversight agency in order to receive all available earned federal funds beginning in fiscal year 2000. There is hereby appropriated any earned federal funds received during the biennium beginning with the effective date of this Act. Earned federal funds appropriated herein to the Soil and Water Conservation Board may be used for the operations of the agency as authorized by state and federal statutes.
  
6. **Brush Control.** Out of amounts appropriated above in Strategy A.1.2., Financial and Technical Assistance, \$9,163,189 for the biennium is for the brush control program. These funds shall be transferred to Brush Control Fund 556 for expenditure from that fund. Out of the total appropriation for brush control, \$163,189 for the biennium is to be used for the Fort Hood Brush Management Project and \$1,000,000 for the biennium is to be spent on brush control feasibility studies in the following areas or river basins: Frio, Edwards Aquifer, Nueces, Pedernales, Wichita, Canadian, Upper Colorado and Middle Concho Rivers. All feasibility studies must include participation by the State Soil and Water Conservation Board, Texas Agricultural Extension Service, Texas Agricultural Experiment Station, and interested local entities, such as river authorities. A total of \$8,000,000 for the biennium is to be used for brush control projects in the North Concho River Watershed. Any unexpended balances from this appropriation as of August 31, 2000 are hereby appropriated for the same purpose for the fiscal year beginning September 1, 2000.

**WATER DEVELOPMENT BOARD**

	For the Years Ending	
	August 31, 2000	August 31, 2001

**A. Goal: WATER RESOURCE PLANNING**

Plan and guide the conservation, orderly and cost-effective development, and best management of the State's water resources for the benefit of all Texans.

**Outcome (Results/Impact):**

Percent of Information Available to Adequately Monitor the State's Water Supplies	70.1%	69.9%
Percent of Future Water Demands and Supplies Adequately Identified for Texas Water User Groups	94.1%	100%
Percent of Texas Communities and Other Entities Receiving Technical and Financial Assistance for Water Planning and Conservation	10%	10%

**A.1.1. Strategy: DATA COLLECTION**

Operate a statewide data collection and water resources evaluation program that provides adequate information to conduct planning.

	\$	3,618,279	\$	3,640,002
--	----	-----------	----	-----------

**WATER DEVELOPMENT BOARD**  
(Continued)

**Output (Volume):**

Number of Data Units Collected and/or Processed by TWDB Staff in Support of Monitoring, Investigating, and Defining the State's Surface Water and Groundwater Resources  
Number of Bay and Estuary and Instream Study Elements Completed

	20,840	20,756
	136.5	150.5

**A.1.2. Strategy: LONG-RANGE PLANNING**

Determine water management strategies to meet water demands.

	\$ 16,469,520	\$ 6,588,823
--	---------------	--------------

**Output (Volume):**

Number of Future Water Demands and Water Management Strategy Elements Completed

	1,082	541
--	-------	-----

**A.1.3. Strategy: NATURAL RESOURCE INFORMATION SYSTEM**

Operate the Texas Natural Resources Information System (TNRIS) to facilitate state agency and public access to natural resource and census data.

	\$ 9,760,499	\$ 9,770,520
--	--------------	--------------

**Output (Volume):**

Number of Requests for TNRIS-Related Information That are Filled

	20,900	21,000
--	--------	--------

**A.1.4. Strategy: RESOURCE INFORMATION**

Integrate, process, and disseminate water resources and facility needs information.

	\$ 1,034,075	\$ 1,050,961
--	--------------	--------------

**Output (Volume):**

Number of Requests for Water Resources Information That are Filled

	8,590	8,900
--	-------	-------

**A.2.1. Strategy: REGIONAL PLANNING**

Provide technical and financial assistance to Texas communities and other entities for the development of regional plans for areas of the state that lack long-term water supplies, adequate wastewater treatment or flood protection.

	\$ 4,437,840	\$ 4,042,225
--	--------------	--------------

**Output (Volume):**

Number of Active Grants for Regional Water, Wastewater, Flood and Research Studies Funded From the Research and Planning Fund

	90	90
--	----	----

**A.2.2. Strategy: CONSERVATION ASSISTANCE**

Provide water conservation and other technical and financial assistance to Texas communities and other entities to promote increased water use efficiency.

	<u>\$ 2,497,101</u>	<u>\$ 2,502,743</u>
--	---------------------	---------------------

**Output (Volume):**

Number of Water Conservation Technical Assistance and Educational Activities Conducted by TWDB Staff

	700	700
--	-----	-----

**Total, Goal A: WATER RESOURCE PLANNING**

	<u>\$ 37,817,314</u>	<u>\$ 27,595,274</u>
--	----------------------	----------------------

**B. Goal: WATER PROJECT FINANCING**

Provide cost-effective financing for the development of water supply, for water quality protection, and for other water-related projects.

**Outcome (Results/Impact):**

Percent of Five-Year Annualized Projected Water Supply, Water Quality Protection, and Other Water-Related Infrastructure Costs Addressed by TWDB Financial Assistance Commitments

	8%	6.7%
--	----	------

**WATER DEVELOPMENT BOARD**  
(Continued)

Percent of Estimated Total Colonia Population Provided a  
Construction Funding Commitment for Water or Wastewater  
Services

65.4%                      68.8%

<b>B.1.1. Strategy:</b> FINANCIAL ASSISTANCE	\$ 10,570,743	\$ 8,542,027
Provide financial assistance to save money for Texas communities for water supply, water quality protection, and other water-related projects.		
<b>Output (Volume):</b>		
Number of Financial Assistance/Loan Commitments Provided to Small Communities	86	86

<b>B.1.2. Strategy:</b> ECONOMICALLY DISTRESSED AREAS	<u>\$ 1,710,513</u>	<u>\$ 1,636,755</u>
Provide financial assistance to political subdivisions in order to provide economically distressed areas (colonias) residents access and connections to adequate water supplies and/or wastewater treatment systems and for indoor plumbing improvements.		
<b>Output (Volume):</b>		
Number of Economically Distressed Areas (Colonias) Construction Commitments Made	12	5

<b>Total, Goal B:</b> WATER PROJECT FINANCING	<u>\$ 12,281,256</u>	<u>\$ 10,178,782</u>
---	----------------------	----------------------

**C. Goal:** INDIRECT ADMINISTRATION

C.1.1. Strategy: CENTRAL ADMINISTRATION	\$ 1,736,687	\$ 1,766,010
C.1.2. Strategy: INFORMATION RESOURCES	\$ 543,121	\$ 551,972
C.1.3. Strategy: OTHER SUPPORT SERVICES	<u>\$ 484,429</u>	<u>\$ 487,529</u>

<b>Total, Goal C:</b> INDIRECT ADMINISTRATION	<u>\$ 2,764,237</u>	<u>\$ 2,805,511</u>
---	---------------------	---------------------

<b>Grand Total, WATER DEVELOPMENT BOARD</b>	<u>\$ 52,862,807</u>	<u>\$ 40,579,567</u>
---	----------------------	----------------------

**Method of Financing:**

General Revenue Fund

General Revenue Fund	\$ 30,788,463	\$ 18,415,940
Earned Federal Funds	<u>555,239</u>	<u>692,372</u>

Subtotal, General Revenue Fund	<u>\$ 31,343,702</u>	<u>\$ 19,108,312</u>
--------------------------------	----------------------	----------------------

General Revenue Fund - Dedicated - Agricultural Soil and Water Conservation Account No. 563	100,000	100,000
---	---------	---------

Federal Funds	9,219,347	9,195,083
---------------	-----------	-----------

Other Funds

Water Assistance Fund No. 480	3,163,232	3,163,232
Agricultural Trust Fund No. 562	225,425	225,425
Appropriated Receipts	6,838,851	6,815,265
Interagency Contracts	<u>1,972,250</u>	<u>1,972,250</u>

Subtotal, Other Funds	<u>\$ 12,199,758</u>	<u>\$ 12,176,172</u>
-----------------------	----------------------	----------------------

<b>Total, Method of Financing</b>	<u>\$ 52,862,807</u>	<u>\$ 40,579,567</u>
-----------------------------------	----------------------	----------------------

**WATER DEVELOPMENT BOARD**  
(Continued)

Number of Full-time Equivalent Positions (FTE)	313.5	313.5
--	-------	-------

**Schedule of Exempt Positions and Per Diem of Board Members**

Executive Administrator, Group 4	\$100,000	\$100,000
Per Diem of Board Members	5,400	5,400

1. **Capital Budget.** None of the funds appropriated above may be expended for capital budget items except as listed below. The amounts shown below shall be expended only for the purposes shown and are not available for expenditure for other purposes. Amounts appropriated above and identified in this provision as appropriations either for "Lease Payments to the Master Lease Purchase Program" or for items with an "(MLPP)" notation shall be expended only for the purpose of making lease-purchase payments to the Texas Public Finance Authority pursuant to the provisions of V.T.C.S., Art. 601d, Sec. 9A.

	2000	2001
a. Acquisition of Information Resource Technologies	\$ 193,498	\$ 193,498
b. Transportation Items		
(1) Vehicles	60,000	84,500
c. Acquisition of Capital Equipment and Items		
(1) Strategic Mapping Program	9,080,247	9,080,247
(2) Gauges and Flow Meters	\$ 250,000	\$ 250,000
<b>Total, Capital Budget</b>	<b>\$ 9,583,745</b>	<b>\$ 9,608,245</b>

Method of Financing (Capital Budget):

General Revenue Fund	\$ 2,663,808	\$ 2,663,808
Federal Funds	5,800,089	5,800,089
Water Assistance Fund No. 480	3,000	3,000
Agricultural Trust Fund No. 562	12,000	36,500
Appropriated Receipts	1,104,848	1,104,848
<b>Total, Method of Financing</b>	<b>\$ 9,583,745</b>	<b>\$ 9,608,245</b>

2. **Transfer Authorized.** Included in amounts appropriated above out of the General Revenue Fund is \$13,920,890 in fiscal year 2000 and \$4,000,000 in fiscal year 2001 to be transferred to Water Assistance Fund No. 480, for the sole purpose of making grants to regional planning groups pursuant to Section 15.4061 of the Water Code. The Water Development Board is authorized to transfer these funds from the Water Assistance Fund to other accounts as authorized under Section 15.011 of the Water Code as needed to support the regional planning process.
3. **Safe Drinking Water Act State Revolving Fund.** Included in amounts appropriated above out of the General Revenue Fund is \$2,000,000 for the biennium solely for the state match portion of the community/non-community water system financial assistance account, and \$7,593,600 for the biennium solely for the state match portion of the economically disadvantaged community account established under the Safe Drinking Water Act State Revolving Fund.
4. **State Participation Bonds.** During the 2000-01 biennium, the Texas Water Development Board is authorized to issue and sell an amount not to exceed \$50,000,000 in state participation bonds under the authority of Texas Constitution, Article III, Section 49-d-2 or 49-d-8.

**WATER DEVELOPMENT BOARD**  
(Continued)

5. **Appropriation: Water Assistance Fund.** There is hereby appropriated for the biennium beginning with the effective date of this Act any revenues accruing to this fund and any balances on hand in the Water Assistance Fund No. 480 (estimated to be \$500,000).
6. **Appropriation: Water Resources Fund.** Any monies deposited into the Texas Water Resources Fund No. 591, including but not limited to proceeds from revenue bond sales, investment earnings, and loan repayments, are hereby appropriated to the Board for the biennium beginning with the effective date of this Act.
7. **Appropriation: Agricultural Water Conservation Fund.** Any monies deposited into the Agricultural Water Conservation Fund No. 358, including but not limited to proceeds from agricultural water conservation bond sales, investment earnings, and loan repayments, are hereby appropriated to the Board for the biennium beginning with the effective date of this Act, for use pursuant to Section 50-d of Article III of the Texas Constitution and Texas Water Code, Chapter 17, Subchapter J. There are hereby appropriated such amounts as may be necessary to pay the principal and interest on such bonds that mature or become due during the biennium beginning with the effective date of this Act, pursuant to Section 50-d of Article III of the Texas Constitution and Texas Water Code, Chapter 17, Subchapter J, to be transferred to the Agricultural Water Conservation Interest and Sinking Fund 359.
8. **Coordination with Department of Housing and Community Affairs.** The Texas Water Development Board (TWDB) and the Texas Department of Housing and Community Affairs (TDHCA) shall continue to coordinate funds out of the Economically Distressed Areas Program (EDAP) administered by the TWDB and the Colonia Fund administered by TDHCA as outlined in a Memorandum of Understanding (MOU) so as to maximize delivery of the funds and minimize administrative delay in their expenditure. At the beginning of each fiscal year of the 2000-01 biennium, the TWDB shall provide the TDHCA a list of EDAP-funded areas whose colonia residents cannot afford the cost of service lines, hook-ups, and plumbing improvements associated with being connected to an EDAP-funded system. No later than September 15, 2000, the TWDB and the TDHCA shall submit a joint report to the Legislative Budget Board that describes and analyzes the effectiveness of projects funded as a result of coordinated Colonia Fund/EDAP efforts.
9. **Fee Appropriation: State Revolving Fund Program Operation.** The Texas Water Development Board is hereby appropriated all fee revenue collected for administration and operation of the State Revolving Fund (SRF) Program or additional state revolving funds created under Subchapter J, Chapter 15, Texas Water Code. All fee revenue collected pursuant to the SRF program and additional state revolving funds may be deposited into an operating fund held in the Safekeeping Trust Company. Monies in the SRF or additional SRFs operating fund, including interest may be used only for the purposes of reimbursing expenditures from appropriations in this Act. Such reimbursement shall include both direct expenditures for salaries and other expenditures and fringe benefits. In addition, the Water Development Board may transfer amounts from the operating fund to the SRF or additional SRFs for uses pursuant to the Texas Water Code, Chapter 15, Subchapter J.
10. **Appropriation: Unexpended Balances in Agricultural Soil and Water Conservation Account.** Any unexpended balances in the appropriation made above out of the Agricultural Soil and Water Conservation Account as of August 31, 2000, are hereby appropriated for fiscal year 2001.
11. **Appropriation: Unexpended Balance Authority.** The Water Development Board is hereby appropriated any unexpended balances as of August 31, 1999, from the General Revenue Fund (estimated to be \$2,813,475) for the Canadian River Basin Chlorine Control Project. The Board is authorized to expend these funds only for its original purposes.

**WATER DEVELOPMENT BOARD**  
(Continued)

12. **Use of Texas Water Resources Finance Authority (TWRFA) Funds.** Of the amounts appropriated above, \$118,680 in fiscal year 2000 and \$118,680 in fiscal year 2001 are derived from the proceeds of the sale of the Texas Water Development Board's (TWDB) bond portfolio to the Texas Water Resources Finance Authority (TWRFA). Also included in amounts appropriated above is \$566,648 for the biennium derived from cash flows and reserved as operating cost of TWRFA and used to reimburse TWDB for administrative expenditures incurred by TWDB in administering the TWRFA portfolio, and is shown as Appropriated Receipts.
13. **Review of Aquifer Recharge.** Included in amounts appropriated above in Strategy A.1.2., Long-Range Planning, is \$100,000 out of the General Revenue Fund for the fiscal year beginning September 1, 1999, to be used to review the benefits of increasing the aquifer recharge features of existing Natural Resource Conservation Service dams and other structures in the Brazos River basin, including the legal, engineering and technical aspects of the development of the project. Any unexpended balances out of this appropriation as of August 31, 2000, are hereby appropriated for the fiscal year beginning September 1, 2000, for the same purpose.
14. **Flood Protection Planning.** The Texas Water Development Board is authorized to use funds appropriated to the Research and Planning Fund of the Water Assistance Fund in an amount not to exceed \$100,000 to provide grant assistance for flood protection planning costs contingent upon a local match of at least 10 percent for areas which the Albuquerque District of the United States Army Corps of Engineers completed a reconnaissance level of study by February, 1997.
15. **Financial Assistance to Unincorporated Communities.** Included in amounts appropriated above is \$400,000 to provide financial assistance through the Water Assistance Fund to serve unincorporated communities located in a county with a population greater than 1.5 million but less than 2 million from the 1990 Unadjusted Census data, and which are currently served by septic tanks and private water wells which are inadequate to meet minimal needs of the users. Any unexpended balances out of this appropriation as of August 31, 2000, are hereby appropriated for the fiscal year beginning September 1, 2000, for the same purpose.
16. **Contingency for Senate Bill 658.** Contingent upon the enactment of Senate Bill 658, or similar legislation relating to the dates by which regional and state water plans must be adopted, the following measure targets are hereby established:
- |  | <u>2000</u> | <u>2001</u> |
|--|-------------|-------------|
| Percent of Future Water Demands and Supplies Adequately Identified for Texas Water User Groups (A.1) | 91%         | 100%        |
| Number of Future Water Demands and Water Management Strategy Elements Completed (A.1.2.)             | 2,024       | 812         |
17. **Contingency for Senate Bill 1862.** Contingent upon the enactment of Senate Bill 1862, or similar legislation relating to an administrative fee for the State Participation program, by the Seventy-sixth Legislature, Regular Session, the appropriation to the Texas Water Development Board out of the General Revenue Fund is hereby reduced by \$40,000 in fiscal year 2001, and the appropriation out of Appropriated Receipts is hereby increased by \$40,000 in fiscal year 2001 to be expended on administrative costs for the State participation program.

**DEBT SERVICE PAYMENTS - NON-SELF SUPPORTING G.O. WATER BONDS**

	For the Years Ending	
	August 31, <u>2000</u>	August 31, <u>2001</u>
<b>A. Goal: GEN OBLIGATION BOND DEBT SERVICE</b>		
Fulfill all general obligation bond debt service payments for the Economically Distressed Areas Program (EDAP) and State Participation Program.		
<b>A.1.1. Strategy: EDAP DEBT SERVICE</b>	\$ 9,573,382	\$ 13,952,480
Make general obligation bond debt service payments for the Economically Distressed Areas Program.		
<b>A.1.2. Strategy: STATE PARTICIPATION DEBT SERVICE</b>	<u>\$ 4,875,000</u>	<u>\$ 6,500,000</u>
Make general obligation bond debt service payments for the State Participation Program.		
<b>Total, Goal A: GEN OBLIGATION BOND DEBT SERVICE</b>	<u>\$ 14,448,382</u>	<u>\$ 20,452,480</u>
<b>Grand Total, DEBT SERVICE PAYMENTS - NON-SELF SUPPORTING G.O. WATER BONDS</b>	<u>\$ 14,448,382</u>	<u>\$ 20,452,480</u>

**Method of Financing:**

General Revenue Fund	\$ 7,290,985	\$ 19,232,546
Economically Distressed Areas Bond Payment Account 357	211,087	569,934
State Participation Program Bond Payment Account	0	650,000
Appropriated Receipts	<u>6,946,310</u>	<u>0</u>
<b>Total, Method of Financing</b>	<u>\$ 14,448,382</u>	<u>\$ 20,452,480</u>

- 1. Payment of Debt Service: Economically Distressed Areas Bonds.** All monies received by the Texas Water Development Board and deposited to the Economically Distressed Areas Bond Payment Account 357 are hereby appropriated for the payment of principal and interest on bonds issued to provide financial assistance for water and wastewater infrastructure through the Economically Distressed Areas Program that mature or become due during the biennium beginning with the effective date of this Act, pursuant to Sections 49-c, 49-d-7 and 49-d-8 of Article III of the Texas Constitution and Texas Water Code, Chapter 17, Subchapters C and L. The amounts identified above in the Method of Financing as the Economically Distressed Areas Bond Payment Account are estimated amounts to be received from repayments of loan principal and interest.

In the event that the amounts deposited into the Economically Distressed Areas Bond Payment Account during a fiscal year exceed the amount identified above in the Method of Financing for that fiscal year the difference shall be appropriated for Debt Service Payments for the Economically Distressed Areas Program and the General Revenue Fund appropriation for that fiscal year shall be reduced by like amount.

- 2. Payment of Debt Service: State Participation Bonds.** All monies received by the Texas Water Development Board and deposited to the State Participation Program Bond Payment Account are hereby appropriated for the payment of principal and interest on bonds issued to provide financial assistance for State Participation projects that mature or become due during

**DEBT SERVICE PAYMENTS - NON-SELF SUPPORTING G.O. WATER BONDS**  
(Continued)

the biennium beginning with the effective date of this Act, pursuant to Sections 49-c, 49-d-7 and 49-d-8 of Article III of the Texas Constitution and Texas Water Code, Chapter 17, Subchapters C and L. The amounts identified above in the Method of Financing as the State Participation Program Bond Payment Account are estimated amounts of payments received from political subdivisions representing the purchase of the state's ownership interest in projects.

In the event that the amounts deposited into the State Participation Program Bond Payment Account during a fiscal year exceed the amount identified above in the Method of Financing for that fiscal year the difference shall be appropriated for Debt Service Payments for the State Participation Program and the General Revenue Fund appropriation for that fiscal year shall be reduced by like amount.

**Retirement and Group Insurance**

	For the Years Ending	
	August 31, <u>2000</u>	August 31, <u>2001</u>
<b>A. Goal: EMPLOYEES RETIREMENT SYSTEM</b>		
<b>A.1.1. Strategy: RETIREMENT CONTRIBUTIONS</b>	\$ 18,219,673	\$ 18,671,507
Provide an actuarially sound level of funding as defined by state law. Estimated		
<b>A.1.2. Strategy: GROUP INSURANCE</b>	\$ <u>30,872,695</u>	\$ <u>32,487,992</u>
Provide a basic health care and life insurance program for general state employees. Estimated		
<b>Total, Goal A: EMPLOYEES RETIREMENT SYSTEM</b>	\$ <u>49,092,368</u>	\$ <u>51,159,499</u>
<b>Grand Total, RETIREMENT AND GROUP INSURANCE</b>	\$ <u>49,092,368</u>	\$ <u>51,159,499</u>
<b>Method of Financing:</b>		
General Revenue Fund, estimated	\$ 17,987,417	\$ 18,815,424
General Revenue Fund - Dedicated, estimated	24,679,725	25,669,974
Federal Funds, estimated	4,831,070	5,015,496
Other Special State Funds, estimated	<u>1,594,156</u>	<u>1,658,605</u>
<b>Total, Method of Financing</b>	\$ <u>49,092,368</u>	\$ <u>51,159,499</u>



## Social Security and Benefit Replacement Pay

	For the Years Ending	
	August 31, 2000	August 31, 2001
<b>A. Goal: SOCIAL SECURITY/BENEFIT REPLACEMENT</b>		
To provide funding to the Comptroller of Public Accounts for Social Security Contributions and Benefit Replacement Pay.		
<b>A.1.1. Strategy: STATE MATCH -- EMPLOYER</b>	\$ 22,612,198	\$ 23,172,838
Provide an employer match for Social Security contributions. Estimated		
<b>A.1.2. Strategy: BENEFIT REPLACEMENT PAY</b>	\$ 5,567,156	\$ 5,065,653
Provide Benefit Replacement Pay to eligible employees. Estimated		
<b>Total, Goal A: SOCIAL SECURITY/BENEFIT REPLACEMENT</b>	\$ 28,179,354	\$ 28,238,491
<b>Grand Total, SOCIAL SECURITY AND BENEFIT REPLACEMENT PAY</b>	\$ 28,179,354	\$ 28,238,491
 <b>Method of Financing:</b>		
General Revenue Fund, estimated	\$ 9,290,166	\$ 9,323,005
General Revenue Fund - Dedicated, estimated	14,965,596	14,988,515
Federal Funds, estimated	2,858,093	2,857,713
Other Special State Funds, estimated	1,065,499	1,069,258
<b>Total, Method of Financing</b>	\$ 28,179,354	\$ 28,238,491

## Bond Debt Service Payments

	For the Years Ending	
	August 31, 2000	August 31, 2001
<b>A. Goal: FINANCE CAPITAL PROJECTS</b>		
To provide funding to the Texas Public Finance Authority for the payment of general obligation bond debt service requirements.		
<b>A.1.1. Strategy: BOND DEBT SERVICE</b>	\$ 4,133,632	\$ 6,053,227 & U.B.
Make general obligation bond debt service payments in compliance with bond covenants.		
<b>Grand Total, BOND DEBT SERVICE PAYMENTS</b>	\$ 4,133,632	\$ 6,053,227

**Bond Debt Service Payments**  
(Continued)

**Method of Financing:**

General Revenue Fund	\$		\$	1,914,386
General Revenue Fund - Dedicated - State Parks Account No. 064		<u>4,133,632</u>		<u>4,138,841</u>
<b>Total, Method of Financing</b>	<b>\$</b>	<b><u>4,133,632</u></b>	<b>\$</b>	<b><u>6,053,227</u></b>

**Lease Payments**

	For the Years Ending	
	August 31,	August 31,
	<u>2000</u>	<u>2001</u>

**Out of the General Revenue Fund:**

**A. Goal:** FINANCE CAPITAL PROJECTS

To provide funding to the General Services Commission for payment to Texas Public Finance Authority for the payment of revenue bond debt service requirements.

**A.1.1. Strategy:** LEASE PAYMENTS

\$	<u>1,031,307</u>	\$	<u>1,071,209</u>
			<u>&amp; U.B.</u>

Make lease payments to the Texas Public Finance Authority on facilities financed through the Texas Public Finance Authority.

**Grand Total, LEASE PAYMENTS**

<b>\$</b>	<b><u>1,031,307</u></b>	<b>\$</b>	<b><u>1,071,209</u></b>
-----------	-------------------------	-----------	-------------------------

**RECAPITULATION - ARTICLE VI  
NATURAL RESOURCES  
(General Revenue)**

	For the Years Ending	
	August 31, 2000	August 31, 2001
Agriculture, Department of Rider Appropriations	\$ 22,473,888	\$ 21,470,407
Contingency Appropriations	2,139,600	
Total	25,034,500	25,032,000
Animal Health Commission	49,647,988	46,502,407
Animal Health Commission	9,061,304	9,061,304
General Land Office and Veterans' Land Board Contingency Appropriations	12,844,795	12,877,928
Total	6,300,000	6,300,000
	19,144,795	19,177,928
Low-Level Radioactive Waste Disposal Authority		
Natural Resource Conservation Commission Rider Appropriations	30,230,771	29,360,771
Total	438,498	
	30,669,269	29,360,771
Parks and Wildlife Department Rider Appropriations	55,000,969	56,476,478
Total	112,500	
	55,113,469	56,476,478
Railroad Commission of Texas River Compact Commissions	24,306,105	24,127,983
Soil and Water Conservation Board	417,537	417,542
	16,548,747	7,795,826
Water Development Board Rider Appropriations	31,343,702	19,108,312
Contingency Appropriations	2,813,475	
Total	-40,000	-40,000
	34,157,177	19,068,312
Debt Service Payments - Non-Self Supporting G.O.		
Water Bonds	7,290,985	19,232,546
Subtotal, Natural Resources	\$ 246,357,376	\$ 231,221,097
Retirement and Group Insurance Social Security and Benefit Replacement Pay	17,987,417	18,815,424
	9,290,166	9,323,005
Subtotal, Employee Benefits	\$ 27,277,583	\$ 28,138,429
Bond Debt Service Payments Lease Payments	1,031,307	1,914,386
	1,031,307	1,071,209
Subtotal, Debt Service	\$ 1,031,307	\$ 2,985,595
<b>TOTAL, ARTICLE VI - Natural Resources</b>	<b>\$ 274,666,266</b>	<b>\$ 262,345,121</b>

**RECAPITULATION - ARTICLE VI  
NATURAL RESOURCES  
(General Revenue - Dedicated)**

	For the Years Ending	
	August 31, 2000	August 31, 2001
Agriculture, Department of Animal Health Commission	\$ 100,000	\$ 100,000
General Land Office and Veterans' Land Board Rider Appropriations	8,732,511	8,616,414
Contingency Appropriations	10,000,000	
Total	<u>1,200,000</u>	<u>1,200,000</u>
	19,932,511	9,816,414
Low-Level Radioactive Waste Disposal Authority	1,179,744	3,812,044
Natural Resource Conservation Commission Rider Appropriations	319,580,459	283,479,860
Contingency Appropriations	2,400,000	
Total	<u>608,669</u>	<u>1,647,575</u>
	322,589,128	285,127,435
Parks and Wildlife Department Rider Appropriations	104,905,976	104,655,976
Contingency Appropriations	4,166,405	150,000
Total	<u>10,000</u>	<u>62,500</u>
	109,082,381	104,868,476
Railroad Commission of Texas Rider Appropriations	8,234,089	5,129,562
Contingency Appropriations	5,477,027	130,499
Total	<u>6,454,403</u>	<u>9,234,546</u>
	20,165,519	14,494,607
River Compact Commissions Soil and Water Conservation Board	100,000	100,000
Water Development Board	100,000	100,000
Debt Service Payments - Non-Self Supporting G.O. Water Bonds		
Subtotal, Natural Resources	<u>\$ 473,249,283</u>	<u>\$ 418,418,976</u>
Retirement and Group Insurance	24,679,725	25,669,974
Social Security and Benefit Replacement Pay	<u>14,965,596</u>	<u>14,988,515</u>
Subtotal, Employee Benefits	<u>\$ 39,645,321</u>	<u>\$ 40,658,489</u>
Bond Debt Service Payments	4,133,632	4,138,841
Lease Payments		
Subtotal, Debt Service	<u>\$ 4,133,632</u>	<u>\$ 4,138,841</u>
<b>TOTAL, ARTICLE VI - Natural Resources</b>	<b><u>\$ 517,028,236</u></b>	<b><u>\$ 463,216,306</u></b>

**RECAPITULATION - ARTICLE VI  
NATURAL RESOURCES  
(Federal Funds)**

	For the Years Ending	
	August 31, 2000	August 31, 2001
Agriculture, Department of Animal Health Commission	\$ 1,509,489 2,475,796	\$ 1,504,517 2,239,678
General Land Office and Veterans' Land Board	2,583,794	1,808,614
Contingency Appropriations	<u>3,000,000</u>	<u>5,000,000</u>
Total	5,583,794	6,808,614
 Low-Level Radioactive Waste Disposal Authority		
Natural Resource Conservation Commission	49,283,203	49,065,762
Rider Appropriations	<u>1,000,991</u>	<u>                    </u>
Total	50,284,194	49,065,762
Parks and Wildlife Department	20,673,202	20,673,202
Railroad Commission of Texas	5,978,501	6,352,637
River Compact Commissions		
Soil and Water Conservation Board	1,968,779	1,968,779
Water Development Board	9,219,347	9,195,083
Debt Service Payments - Non-Self Supporting G.O. Water Bonds	<u>                    </u>	<u>                    </u>
Subtotal, Natural Resources	<u>\$ 97,693,102</u>	<u>\$ 97,808,272</u>
Retirement and Group Insurance	4,831,070	5,015,496
Social Security and Benefit Replacement Pay	<u>2,858,093</u>	<u>2,857,713</u>
Subtotal, Employee Benefits	<u>\$ 7,689,163</u>	<u>\$ 7,873,209</u>
Bond Debt Service Payments		
Lease Payments	<u>                    </u>	<u>                    </u>
Subtotal, Debt Service	<u>\$</u>	<u>\$</u>
 TOTAL, ARTICLE VI - Natural Resources	 <u>\$ 105,382,265</u>	 <u>\$ 105,681,481</u>

**RECAPITULATION - ARTICLE VI  
NATURAL RESOURCES  
(Other Funds)**

	For the Years Ending	
	August 31, 2000	August 31, 2001
Agriculture, Department of Rider Appropriations	\$ 920,760	\$ 920,760
Total	<u>18,000</u>	<u>920,760</u>
Animal Health Commission		
General Land Office and Veterans' Land Board Rider Appropriations	13,172,784	13,164,164
Total	<u>6,465,880</u>	<u>6,003,080</u>
Low-Level Radioactive Waste Disposal Authority		
Natural Resource Conservation Commission Rider Appropriations	6,172,206	5,172,206
Total	<u>4,500</u>	<u>5,172,206</u>
Parks and Wildlife Department Rider Appropriations	38,958,474	12,648,474
Total	<u>9,583,484</u>	<u>283,484</u>
Railroad Commission of Texas River Compact Commissions Soil and Water Conservation Board	1,464,238	1,458,487
Water Development Board Rider Appropriations	12,199,758	12,176,172
Contingency Appropriations	500,000	40,000
Total	<u>12,699,758</u>	<u>12,216,172</u>
Debt Service Payments - Non-Self Supporting G.O. Water Bonds	7,157,397	1,219,934
Subtotal, Natural Resources	<u>\$ 96,617,481</u>	<u>\$ 53,086,761</u>
Retirement and Group Insurance Social Security and Benefit Replacement Pay	1,594,156	1,658,605
Subtotal, Employee Benefits	<u>1,065,499</u>	<u>1,069,258</u>
Bond Debt Service Payments Lease Payments	\$	\$
Subtotal, Debt Service	<u>\$</u>	<u>\$</u>
Less Interagency Contracts	<u>\$ 8,606,205</u>	<u>\$ 7,642,725</u>
TOTAL, ARTICLE VI - Natural Resources	<u>\$ 90,670,931</u>	<u>\$ 48,171,899</u>

**RECAPITULATION - ARTICLE VI  
NATURAL RESOURCES  
(All Funds)**

	For the Years Ending	
	August 31, 2000	August 31, 2001
	<u>                    </u>	<u>                    </u>
Agriculture, Department of	\$ 25,004,137	\$ 23,995,684
Rider Appropriations	2,157,600	
Contingency Appropriations	<u>25,034,500</u>	<u>25,032,000</u>
Total	52,196,237	49,027,684
Animal Health Commission	11,537,100	11,300,982
General Land Office and Veterans' Land Board	37,333,884	36,467,120
Rider Appropriations	16,465,880	6,003,080
Contingency Appropriations	<u>10,500,000</u>	<u>12,500,000</u>
Total	64,299,764	54,970,200
Low-Level Radioactive Waste Disposal Authority	1,179,744	3,812,044
Natural Resource Conservation Commission	405,266,639	367,078,599
Rider Appropriations	3,843,989	
Contingency Appropriations	<u>608,669</u>	<u>1,647,575</u>
Total	409,719,297	368,726,174
Parks and Wildlife Department	219,538,621	194,454,130
Rider Appropriations	13,862,389	433,484
Contingency Appropriations	<u>10,000</u>	<u>62,500</u>
Total	233,411,010	194,950,114
Railroad Commission of Texas	39,982,933	37,068,669
Rider Appropriations	5,477,027	130,499
Contingency Appropriations	<u>6,454,403</u>	<u>9,234,546</u>
Total	51,914,363	46,433,714
River Compact Commissions	417,537	417,542
Soil and Water Conservation Board	18,617,526	9,864,605
Water Development Board	52,862,807	40,579,567
Rider Appropriations	<u>3,313,475</u>	<u>                    </u>
Total	56,176,282	40,579,567
Debt Service Payments - Non-Self Supporting G.O. Water Bonds	<u>14,448,382</u>	<u>20,452,480</u>
Subtotal, Natural Resources	<u>\$ 913,917,242</u>	<u>\$ 800,535,106</u>
Retirement and Group Insurance	49,092,368	51,159,499
Social Security and Benefit Replacement Pay	<u>28,179,354</u>	<u>28,238,491</u>
Subtotal, Employee Benefits	<u>\$ 77,271,722</u>	<u>\$ 79,397,990</u>

**RECAPITULATION - ARTICLE VI**  
**NATURAL RESOURCES**  
**(All Funds)**  
**(Continued)**

	For the Years Ending	
	August 31, 2000	August 31, 2001
	<u>          </u>	<u>          </u>
Bond Debt Service Payments	4,133,632	6,053,227
Lease Payments	<u>1,031,307</u>	<u>1,071,209</u>
Subtotal, Debt Service	<u>\$ 5,164,939</u>	<u>\$ 7,124,436</u>
Less Interagency Contracts	<u>\$ 8,606,205</u>	<u>\$ 7,642,725</u>
<b>TOTAL, ARTICLE VI - Natural Resources</b>	<u><b>\$ 987,747,698</b></u>	<u><b>\$ 879,414,807</b></u>
 Number of Full-time Equivalent Positions (FTE)	 8,582.0	 8,580.0



## ARTICLE VII

### BUSINESS AND ECONOMIC DEVELOPMENT

Section 1. The several sums of money herein specified, or so much thereby as may be necessary, are appropriated out of any funds in the State Treasury not otherwise appropriated, or out of special funds as indicated, for the support, maintenance, or improvement of the designated business and economic development agencies.

#### TEXAS AEROSPACE COMMISSION

	For the Years Ending	
	August 31, 2000	August 31, 2001
<b>A. Goal: EXPAND AEROSPACE INDUSTRY</b>		
Maintain and expand aerospace industry resources, investment and jobs while enhancing business and public awareness and recognition of the space and aviation industries and their benefit to the people and economy of Texas.		
<b>Outcome (Results/Impact):</b>		
Number of New Jobs Announced in the Aerospace Industry in Texas Attributed to the Activities of the Texas Aerospace Commission	1,100	1,200
Number of Newly Created or Expanded Aerospace Facilities Announced in Texas Attributed to the Activities of the Texas Aerospace Commission	12	13
<b>A.1.1. Strategy: ATTRACT AEROSPACE INDUSTRY</b>	<b>\$ 211,880</b>	<b>\$ 211,880</b>
Work with industry, government and academe to attract aspects of space and aviation industry to Texas and to implement a plan to enhance the recognition of the industry in Texas.		
<b>Output (Volume):</b>		
Number of Business Opportunities Pursued	4	5
Number of Joint Projects with Other Entities	4	5
Number of Information Projects Completed	4	5
<b>Efficiencies:</b>		
Average Cost Per New Job Announced in the Aerospace Industry in Texas Attributed to the Activities of the Texas Aerospace Commission	190	175
Average Cost per \$1,000 in Value of Newly Created or Expanded Aerospace Facilities Announced in Texas Attributed to the Activities of the Texas Aerospace Commission	249	219
<b>Explanatory:</b>		
Number of Contacts with Industry and Government Entities to Affect Decisions to Base Aerospace Business Activity in Texas	220	250
<b>Grand Total, TEXAS AEROSPACE COMMISSION</b>	<b>\$ 211,880</b>	<b>\$ 211,880</b>
<b>Method of Financing:</b>		
General Revenue Fund	\$ 201,880	\$ 201,880
Appropriated Receipts	10,000	10,000
<b>Total, Method of Financing</b>	<b>\$ 211,880</b>	<b>\$ 211,880</b>

**TEXAS AEROSPACE COMMISSION**  
(Continued)

<b>Number of Full-time Equivalent Positions (FTE)</b>	3.0	3.0
<b>Schedule of Exempt Positions</b>		
Executive Director, Group 3	\$75,000	\$75,000

1. **Unexpended Balances.** Any balances on hand as of August 31, 1999 are hereby reappropriated to the Aerospace Commission for the fiscal year beginning September 1, 1999, for the purpose specified. In addition, any balances on hand as of August 31, 2000 are hereby reappropriated to the Aerospace Commission for the fiscal year beginning September 1, 2000, for the purpose specified.
2. **Appropriation of Aerospace Commission License Plate Fees.** The General Revenue Fund amounts appropriated above include an estimated \$10,000 each year of the biennium from the sale of Aerospace Commission license plates and are appropriated contingent on receipt from these sales. All fees deposited in the General Revenue Fund as authorized by V.T.C.A., Transportation Code Section 502.271 in excess of \$10,000 per year are hereby appropriated for the 2000-01 biennium for the economic development of the aerospace industry consistent with the provisions of V.T.C.A., Government Code, Section 482.003.

**TEXAS DEPARTMENT OF ECONOMIC DEVELOPMENT**

For the Years Ending	
August 31,	August 31,
2000	2001

**A. Goal: BUSINESS DEVELOPMENT**

To improve the state's economy by assisting businesses and communities to be globally competitive while strengthening the state as an economic region in a worldwide marketplace.

**Outcome (Results/Impact):**

Number of Job Opportunities Announced by Businesses That Receive TDED Assistance	32,870	35,457
Number of Actual Jobs Created by Businesses That Receive TDED Assistance	16,435	17,729
Percent of Available Empowerment Zone and Enterprise Community (EZ/EC) Grant Funds Drawn	82%	92%
Percent of Rural Communities Assisted by TDED and/or TDA	26%	27%
Percent Increase in Completed Information Assists to Customers	10%	9%

<b>A.1.1. Strategy: ASSIST BUSINESSES</b>	\$ 43,641,723	\$ 6,724,820
Assist businesses to create and retain jobs by increasing productivity, developing worker skills, diversifying their customer bases and accessing financing.		

**Output (Volume):**

Number of Smart Jobs Participants Trained for New Jobs	15,000	17,000
<b>Efficiencies:</b>		
Average Cost per Smart Jobs Trainee Served	1,265	1,265

<b>A.1.2. Strategy: INTERNATIONAL BUSINESS</b>	\$ 990,267	\$ 990,267
Assist Texas businesses in developing international markets and partners.		

**TEXAS DEPARTMENT OF ECONOMIC DEVELOPMENT**  
(Continued)

**Output (Volume):**

Number of International Trade Leads Generated Through  
TDED-Sponsored Activities

6,000                      6,500

**A.1.3. Strategy:** MARKET TEXAS BUSINESSES  
Market Texas to expand opportunities for Texas  
businesses in the U.S. or recruit U.S. businesses to  
Texas.

\$     522,974    \$     522,974

**Output (Volume):**

Number of Businesses Developed as Expansion/Recruitment  
Prospects

420                              430

**A.2.1. Strategy:** COMMUNITY ASSISTANCE  
Provide economic development assistance to small  
businesses and communities to enhance their ability  
to compete globally for jobs and investment.

\$     399,783    \$     399,783

**Output (Volume):**

Number of Rural Communities Assisted by TDED and or  
TDA

494                              513

Rural Development Activities and Events Held by TDA and/or  
TDED

20                                 22

Small Business Development Activities and Events

110                               120

**A.2.2. Strategy:** DEFENSE DEPENDENT  
COMMUNITIES

\$     1,000,000    \$            U.B.

Provide economic development assistance to defense  
dependent communities.

**A.3.1. Strategy:** COLLECT DATA

\$     815,352    \$     815,352

To collect economic and demographic data and to  
develop useful research, data, and information  
products that drive economic development and  
investment decisions in the state.

**Output (Volume):**

Number of User Sessions Where Procurement Information is  
Sought or Posted Through the Texas Marketplace System

484,000                      530,000

**Total, Goal A: BUSINESS DEVELOPMENT**

\$   47,370,099    \$   9,453,196

**B. Goal: TOURISM**

Enhance the growth of the Texas economy through tourism  
development and the marketing of Texas as a travel  
destination.

**Outcome (Results/Impact):**

Expenditures by Travelers in Texas Resulting From TDED

Advertising (billions)

4.7                                4.8

Number of Domestic Leisure Travelers to Texas (millions)

104.7                              105.4

**B.1.1. Strategy:** TEXAS TRAVEL PROMOTION

\$   18,069,155    \$   19,052,909

Advertise and promote Texas as a travel destination in  
selected national and international markets.

**Output (Volume):**

Number of Consumer Inquiries in Response to Advertising

1,200,000                      1,210,000

**B.1.2. Strategy:** TRAVEL INFO & SERVICES

\$     669,469    \$     702,713

Provide travel information and services that enhance  
tourism development in Texas.

**Total, Goal B: TOURISM**

\$   18,738,624    \$   19,755,622

**TEXAS DEPARTMENT OF ECONOMIC DEVELOPMENT**  
(Continued)

<b>C. Goal:</b> INDIRECT ADMINISTRATION		
<b>C.1.1. Strategy:</b> CENTRAL ADMINISTRATION	\$ 1,871,655	\$ 1,573,154
<b>C.1.2. Strategy:</b> INFORMATION RESOURCE TECHNOLOGIES	\$ 391,887	\$ 329,661
<b>C.1.3. Strategy:</b> OPERATING/SUPPORT	<u>\$ 375,279</u>	<u>\$ 274,634</u>
<b>Total, Goal C:</b> INDIRECT ADMINISTRATION	<u>\$ 2,638,821</u>	<u>\$ 2,177,449</u>
<b>Grand Total, TEXAS DEPARTMENT OF ECONOMIC DEVELOPMENT</b>	<u><u>\$ 68,747,544</u></u>	<u><u>\$ 31,386,267</u></u>

<b>Method of Financing:</b>		
General Revenue Fund	\$ 4,946,879	\$ 3,946,880
Earned Federal Funds	440,850	440,850
General Revenue Fund - Hotel Occupancy Tax Deposits Account No. 5003	<u>19,216,000</u>	<u>20,228,000</u>
Subtotal, General Revenue	<u>\$ 24,603,729</u>	<u>\$ 24,615,730</u>
General Revenue Fund - Dedicated - Capital Access Account No. 5035	5,248,836	349,612
Department of Commerce Federal Fund No. 596	9,141,357	5,579,610
Appropriated Receipts	387,595	392,595
Interagency Contracts	398,720	398,720
Texas Leverage Program Fund No. 851	50,000	50,000
Smart Jobs Fund No. 891	<u>28,917,307</u>	<u></u>
<b>Total, Method of Financing</b>	<u><u>\$ 68,747,544</u></u>	<u><u>\$ 31,386,267</u></u>

<b>Number of Full-time Equivalent Positions (FTE)</b>	178.5	156.5
<b>Number of FTEs in Riders</b>		22.0

<b>Schedule of Exempt Positions</b>		
Executive Director, Group 4	\$112,352	\$112,352

1. **Capital Budget.** None of the funds appropriated above may be expended for capital budget items except as listed below. The amounts shown below shall be expended only for the purposes shown and are not available for expenditure for other purposes. Amounts appropriated above and identified in this provision as appropriations either for "Lease payments to the Master Lease Purchase Program" or for items with an "(MLPP)" notation shall be expended only for the purpose of making lease-purchase payments to the Texas Public Finance Authority pursuant to the provisions of V.T.C.S., Art. 601d, Sec. 9A.

	<u>2000</u>	<u>2001</u>
a. Acquisition of Information Resource Technologies		
(1) Acquisition of computer equipment, electronic presentation equipment, and a macroeconomic forecasting model	<u>\$ 90,593</u>	<u>\$ 74,093</u>

**TEXAS DEPARTMENT OF ECONOMIC DEVELOPMENT**

(Continued)

Method of Financing (Capital Budget):

General Revenue Fund	\$	39,100	\$	34,500
Appropriated Receipts		16,093		16,093
Smart Jobs Fund		11,900		
General Revenue Fund - Hotel Occupancy Tax Deposits Account		<u>23,500</u>		<u>23,500</u>
 Total, Method of Financing	 \$	 <u>90,593</u>	 \$	 <u>74,093</u>

2. **Appropriation: Texas Leverage Program Fund.** All balances on hand on August 31, 1999, estimated to be \$1,735,000, interest paid, investment earnings, and fees received in the Texas Leverage Program Fund No. 851 during the 2000-01 biennium, are hereby appropriated to the Department of Economic Development for the biennium beginning September 1, 1999, for the purposes of implementation and administration of Chapter 481, Government Code relating to business development (estimated to be \$1,599,000 for 2000 and 2001).
  
3. **Appropriation: Fees.** All fees that the Texas Department of Economic Development is authorized to collect are hereby appropriated for the specific purpose named in statute for the biennium beginning September 1, 1999.
  
4. **Appropriation: Texas Small Business Industrial Development Corporation.** The Texas Department of Economic Development shall review the financial statements of the Texas Small Business Industrial Development Corporation to determine the net earnings of the Corporation, and shall make such determination no later than January 1, 2000 and January 1, 2001. The Department shall ensure that the net earnings, of an amount not to exceed \$75,000 shall be transferred to a special fund in the State Treasury during each fiscal year of the 2000-01 biennium to be used to finance activities of Strategy A.1.1., Assist Businesses. Any net earnings in excess of \$150,000 for the 2000-01 biennium shall be deposited into the General Revenue Fund and 25 percent of that amount over \$150,000 is appropriated to Strategy A.1.1., Assist Businesses of the Department of Economic Development for administration of small and minority business finance programs.
  
5. **Administration: Foreign Offices.**
  - a. It is the intent of the Legislature that the Texas Department of Economic Development provide services to develop trade investment and tourism in strategic world markets with specific emphasis to benefit small businesses in the State of Texas. Offices may be operated in Mexico and in other foreign markets including Canada, Europe, the Pacific Rim, and Latin America coinciding with market opportunities for Texas business. The offices shall be named the "State of Texas Office" and their services shall be available to other state agencies through interagency contracts. Foreign office trade investment and tourism development efforts, as well as location of the offices, shall be based on analysis of the current world market opportunities. The department shall expend funds for the Mexico offices out of any funds available, but shall not expend any funds appropriated under this Act for any office or staff at any other foreign offices established by the department. The department may seek and use alternative funding sources other than funds appropriated under this Act for offices in locations other than Mexico City.
  
  - b. The Department of Economic Development shall maintain a tracking system that documents the direct benefits that result from the operation of each foreign office. The department shall utilize the tracking system to file a quarterly report with the Governor and the Legislative Budget Board regarding the activities of each office. The report shall contain, at a minimum, information detailing the number of contacts with foreign and domestic businesses, the name of each business, the nature of the contact, the results of each contact, and expenditures by each office. The report shall also contain the name of

**TEXAS DEPARTMENT OF ECONOMIC DEVELOPMENT**  
(Continued)

each Texas community assisted, and information regarding the nature and results of the assistance. Each report shall be submitted within 60 days of the end of each quarter, and must be accompanied by supporting documentation as specified by the Legislative Budget Board and the Governor.

6. **Appropriation: Dedicated Hotel/Motel Tax Revenue.** Any unexpended balances as of August 31, 2000 in the appropriations of the amounts specified above in the method of financing out of the dedicated Hotel/Motel tax are hereby reappropriated for fiscal year 2001 for the same purposes.
7. **Appropriation: Licensing and Merchandising Fees.** All fees that the Texas Department of Economic Development Tourism Division is authorized to collect pursuant to Texas Government Code, Section 481.021 (a) (7), estimated to be \$37,000 per year, are hereby appropriated to the department for the biennium beginning September 1, 1999, to be used for tourism advertising and marketing activities of the department.
8. **Coordination of Tourism and Travel Promotion.** It is the intent of the Legislature that the Texas Commission on the Arts, the Texas Historical Commission, the Texas Department of Economic Development, the Texas Department of Parks and Wildlife, and the Texas Department of Transportation coordinate their efforts and spending related to tourism and travel promotion. These agencies shall develop, maintain, and adhere to a memorandum of understanding that details the specific travel and tourism promotion objectives and responsibilities of each agency and continues to provide interagency coordination and support to achieve the objectives.
9. **Transfer: Promotion of Historical Sites.** From the amounts appropriated above in Strategy B.1.1., Texas Travel Promotion, the Texas Department of Economic Development, pursuant to Texas, Government Code, Chapter 481.172, shall transfer \$300,000 during the biennium beginning September 1, 1999 to the Texas Historical Commission to encourage travel to the state's historical attractions.
10. **Contingency Appropriation: Business Assistance Programs.** The Texas Department of Economic Development is hereby appropriated out of the Rural Economic Development Account 425 an amount not to exceed \$300,000 for the biennium beginning September 1, 1999, for the purpose of honoring guaranties against defaults for the Rural Economic Development Program.  
  
None of the funds appropriated above may be expended by the Department of Economic Development unless the Department of Economic Development Board files a finding of fact with the Governor's Office of Budget and Planning and the Legislative Budget Board, and neither office issues a written disapproval within 45 days of receipt of the finding of fact.
11. **Defense Infrastructure Support.** It is the intent of the Legislature that the Department of Economic Development prepare an annual Master Plan of how the department shall support the defense infrastructure of the Texas economy. The plan shall contain at a minimum, information detailing the department's proactive strategy for providing support to the Texas defense industry, how the strategy will be implemented, what results shall be achieved and how shall the results be measured and evaluated. The plan shall be made available to the Legislature at the beginning of each fiscal year. In addition, the department shall prepare a quarterly statement detailing the economic impact of the defense industry (military and civilian) on the Texas economy.
12. **Unexpended Balances, Smart Jobs Fund.** In addition to the funds appropriated above, any balances up to \$25,000,000 remaining in the Smart Jobs Fund No. 0891 established by Texas, Government Code, Section 481.154 are hereby appropriated for the fiscal year beginning

**TEXAS DEPARTMENT OF ECONOMIC DEVELOPMENT**  
(Continued)

September 1, 1999, for the purposes of implementation and administration of the Smart Jobs Fund.

13. **Appropriation: Capital Access Account 5035.** In addition to the funds appropriated above, all interest paid on money in the account, fees received during the 2000-01 biennium and all authorized earning from unexpended balances in the account, as authorized by V.T.C.A., Government Code, Section 481.402, estimated to be \$176,552 during 2000 and 2001, are hereby appropriated to the Department of Economic Development for the purposes of implementation and administration of the Capital Access Program.
14. **Contingency Appropriation: Senate Bill 45/House Bill 3657.** Contingent upon enactment of Senate Bill 45, House Bill 3657, or similar legislation reauthorizing the Smart Jobs Program, the Department of Economic Development is hereby appropriated \$28,917,305 in fiscal year 2001 from the Smart Jobs Fund No. 891. Also contingent upon enactment of Senate Bill 45, House Bill 3657, or similar legislation, any balances up to \$25,000,000 remaining in the Smart Jobs Fund No. 891 are hereby appropriated for the Fiscal Year beginning September 1, 2000, for the purposes of implementation and administration of the Smart Jobs Fund. Also contingent upon enactment of Senate Bill 45, House Bill 3657, or similar legislation, the "Number of Full-time Equivalent Positions (FTE)" figure indicated above is hereby increased by 22.0 for fiscal year 2001.
15. **Contingency Appropriation: Agritech Corridor Partnership.** Contingent upon the award of additional federal funds in the amount of \$250,000 to extend planning or implementation grant activities of the Agritech Corridor Partnership or a similar project, \$25,000 in General Revenue is hereby appropriated to the Department of Economic Development for the purpose of matching additional federal funds in Strategy A.2.1., Community Assistance, for the biennium beginning September 1, 1999.
16. **Dedicated Hotel/Motel Tax Expenditures.** Of the amounts appropriated above out of the dedicated Hotel/Motel tax, the Department of Economic Development shall use no more than \$5,255,016 in 2000 and \$5,276,541 in 2001 for expenditures other than Advertising Services (Object Code 7281).
17. **Office or Rural Affairs Memorandum of Understanding.** Out of the General Revenue Funds appropriated above in Strategy A.2.1., Community Assistance, the amount of \$53,153 in each fiscal year shall not be expended unless a Memorandum of Understanding has been signed by the Department of Agriculture and the Department of Economic Development for the purpose of maintaining a statewide economic development program for rural areas during the 2000-01 biennium. The Memorandum of Understanding, to be effective September 1, 1999, shall specify the duties and responsibilities of each agency, including joint reporting requirements for all program-related performance measures. A copy of the signed Memorandum of Understanding shall be sent to the Legislative Budget Board, the Governor's Office, and the Comptroller of Public Accounts.

The Memorandum of Understanding shall also reflect the cooperative agreement to be reached by the two agencies regarding implementation of the Agritech Corridor Partnership.

Contingent upon the award of additional federal funds in the amount of \$250,000 to extend planning or implementation grant activities of the Agritech Corridor Partnership or a similar project, the following key measures are established and targets shall be set by the Texas Department of Agriculture, Texas Department of Economic Development, the Legislative Budget Board and the Governor's Office:

Outcome: Annual percentage increase in value added processing output in the Agritech Corridor

**TEXAS DEPARTMENT OF ECONOMIC DEVELOPMENT**  
(Continued)

- Output: Number of new sources of funding identified by the Texas Department of Agriculture and/or the Texas Department of Economic Development to help rural communities in the Agritech Corridor implement work plans
- Output: Number of non-agricultural economic diversification projects for the corridor initiated with assistance from the Texas Department of Agriculture and/or the Texas Department of Economic Development
- Output: Number of businesses developed as expansion/recruitment prospects in the Agritech Corridor
18. **Texas Capital Fund.** All grants awarded by the Texas Department of Economic Development for infrastructure development and real estate development under the federal Community Development Block Grant Program shall be approved by the governing board of the Texas Department of Economic Development with a priority on assisting manufacturers and value-added processors. To the greatest extent practicable, these funds are to be distributed equitably to all regions of this state.
19. **Contingency Appropriation: Senate Bill 495.** Contingent upon enactment of Senate Bill 495, or similar legislation by the Seventy-sixth Legislature, Regular Session, relating to an expansion of duties of the Office of Defense Affairs, the Department of Economic Development is hereby appropriated out of the general revenue fund \$132,200 in each year of the biennium in Strategy A.2.2., Defense Dependent Communities.

**DEPARTMENT OF HOUSING AND COMMUNITY AFFAIRS**

For the Years Ending	
August 31,	August 31,
<u>2000</u>	<u>2001</u>

**A. Goal: AFFORDABLE HOUSING**

To increase and preserve the availability of safe, decent, and affordable housing for very low, low and moderate income persons and families.

**Outcome (Results/Impact):**

Percent of Households/Individuals of Very Low, Low, and Moderate Income Needing Affordable Housing That Subsequently Receive Housing or Housing-Related Assistance	1%	1%
Percent of Households/Individuals of Very Low Income Needing Affordable Housing That Subsequently Receive Housing or Housing-Related Assistance	.6%	.6%
Percent of Households/Individuals of Low Income Needing Affordable Housing That Subsequently Receive Housing or Housing-Related Assistance	1.7%	1.7%
Percent of Households/Individuals of Moderate Income Needing Affordable Housing That Subsequently Receive Housing or Housing-Related Assistance	.4%	.5%

**A.1.1. Strategy: HOUSING TRUST FUND**

Provide state housing loans and grants through the Housing Trust Fund for very low and low income households.	\$ 6,305,700	\$ 6,306,568
---	--------------	--------------

**Output (Volume):**

Projected Number of Very Low and Low Income Households Benefiting from Housing Trust Fund Loans and Grants	1,390	1,390
--	-------	-------



**DEPARTMENT OF HOUSING AND COMMUNITY AFFAIRS**  
(Continued)

<b>A.1.2. Strategy:</b> HOME PROGRAM	\$ 32,031,480	\$ 32,028,002
Provide federal housing loans and grants through the HOME Investment Partnership (HOME) Program for very low and low income families, focusing on the construction of single family and multifamily housing units in rural areas of the state through partnerships with the private sector.		
<b>Output (Volume):</b>		
Projected Number of Very Low and Low Income Households Benefiting from HOME Investment Program Loans and Grants	2,106	2,106
<b>A.1.3. Strategy:</b> SECTION 8 RENTAL ASSISTANCE	\$ 6,876,648	\$ 6,880,849
Provide federal rental assistance through Section 8 certificates and vouchers for the very low income.		
<b>Output (Volume):</b>		
Number of Very Low Income Households that Received Section 8 Certificates and Vouchers	2,200	2,200
<b>A.1.4. Strategy:</b> FEDERAL TAX CREDITS	\$ 1,015,452	\$ 1,036,728
Provide federal tax credits to develop rental housing for very low and low income households.		
<b>Output (Volume):</b>		
Number of Rental Units Projected to be Set Aside for Very Low and Low Income Households as a Result of Federal Tax Credits Provided Through TDHCA	5,775	6,005
<b>Explanatory:</b>		
Number of Federal Tax Credit Allocations Made by TDHCA	65	71
<b>A.1.5. Strategy:</b> MRB PROGRAM - SINGLE FAMILY	\$ 1,797,715	\$ 1,815,040
Provide federal mortgage loans, through the Department's Mortgage Revenue Bond (MRB) Program, which are below the conventional market interest rates to very low, low, and moderate income homebuyers.		
<b>Output (Volume):</b>		
Number of Very Low and Low Income Households That Received Loans Through the MRB Program	1,190	1,260
Number of Moderate Income Households That Received Loans Through the MRB Program	510	600
<b>A.1.6. Strategy:</b> MRB PROGRAM-MULTIFAMILY	<u>\$ 300,897</u>	<u>\$ 308,918</u>
Provide federal mortgage loans through the Department's Mortgage Revenue Bond (MRB) program for the acquisition, rehabilitation, construction and preservation of multifamily rental units for very low, low and moderate income families.		
<b>Output (Volume):</b>		
Number of Multifamily Rental Units Acquired, Rehabilitated, Constructed or Preserved Through the MRB Program	1,000	1,000
<b>Total, Goal A: AFFORDABLE HOUSING</b>	<u>\$ 48,327,892</u>	<u>\$ 48,376,105</u>

**B. Goal: COMMUNITY DEVELOPMENT**

To better Texas communities by supporting community and economic development and by helping local governments to become more effective.

**DEPARTMENT OF HOUSING AND COMMUNITY AFFAIRS**  
(Continued)

**Outcome (Results/Impact):**

Percent of the Small Communities' Population Benefitting from Public Facility, Economic Development, Housing Assistance, and Planning Projects

30%                      30%

Percent of CDBG-eligible Colonia Areas Receiving Technical Assistance from the Field Offices

100%                      100%

**B.1.1. Strategy: TRAIN LOCAL OFFICIALS**

\$     291,037    \$     289,850

Administer a state program providing information, advice and training to officials of communities of less than 10,000 people.

**Output (Volume):**

Number of City and County Officials Trained

1,500                      1,500

**B.2.1. Strategy: DEVELOPMENT PROJECTS GRANTS**

\$    83,834,370    \$    83,853,448

Maintain a competitive application process to distribute HUD federal funds that gives priority to basic human need projects (water, sewer, and housing), funds economic development projects that create or retain jobs, and provides ongoing technical assistance, monitoring and contract management to ensure that needs of persons to be served are met.

**Output (Volume):**

Number of New Community and Economic Development Contracts Awarded Annually

280                              280

Number of Projected Beneficiaries from Community and Economic Development Projects - New Contracts Awarded Annually

350,000                      350,000

Number of On-Site Technical Assistance Visits Conducted Annually

350                              350

Number of Programmatic Monitoring Visits Conducted Annually

250                              250

**B.2.2. Strategy: COLONIA SERVICE CENTERS**

\$     581,089    \$     627,387

To provide technical assistance to colonias through field offices.

**Output (Volume):**

Number of On-Site Technical Assistance Visits Conducted Annually from the Field Offices

400                              400

**Total, Goal B: COMMUNITY DEVELOPMENT**

\$    84,706,496    \$    84,770,685

**C. Goal: POOR AND HOMELESS PROGRAMS**

Improve living conditions for the poor and homeless and reduce the cost of home energy for very low income Texans.

**Outcome (Results/Impact):**

Percent of Persons in Poverty that Received Homeless and Poverty Related Assistance

9%                              9%

Percent of Very Low Income Households Receiving Energy Assistance

3%                              3%

**C.1.1. Strategy: POVERTY-RELATED FUNDS**

\$    27,127,058    \$    27,141,198

Administer homeless and poverty-related funds through a network of community action agencies and other local organizations so that poverty-related services are available to very low income persons throughout the state.

**DEPARTMENT OF HOUSING AND COMMUNITY AFFAIRS**  
(Continued)

**Output (Volume):**

Number of Persons Assisted Through Homeless and Poverty-Related Funds	341,000	341,000
Number of Persons Assisted that Achieve Incomes Above Poverty Level	412	412
Number of Shelters Assisted	40	40

**C.2.1. Strategy:** ENERGY ASSISTANCE PROGRAMS      \$ 27,375,311    \$ 27,371,115  
Administer the state energy assistance programs by providing grants to local organizations for energy related improvements to dwellings occupied by very low income persons and for assistance to very low income households for heating and cooling expenses and energy-related emergencies.

**Output (Volume):**

Number of Households Assisted Through the Comprehensive Energy Assistance Program	38,532	38,532
Number of Dwelling Units Weatherized by the Department	2,776	2,732

**Total, Goal C: POOR AND HOMELESS PROGRAMS**      \$ 54,502,369    \$ 54,512,313

**D. Goal: ENSURE COMPLIANCE**

Ensure compliance with Texas Department of Housing and Community Affairs federal and state program mandates.

**Outcome (Results/Impact):**

Percent of Multifamily and/or Single Family Rental Properties Monitored Annually	87%	87%
Percent of Federally-funded Sub-recipients Monitored Annually	100%	100%

**D.1.1. Strategy:** REVIEW PROPERTY DOCUMENTS      \$ 1,608,873    \$ 1,640,810  
To review housing property documents to ensure long-term affordability standards.

**Output (Volume):**

Number of Onsite Reviews Conducted	597	628
------------------------------------	-----	-----

**Explanatory:**

Total Number of Units Administered	123,915	131,373
------------------------------------	---------	---------

**D.1.2. Strategy:** REVIEW FINANCIAL DOCUMENTS      \$ 431,030      \$ 432,411  
Review the financial documents of sub-recipients of federal and state grants/loans for financial accountability and fiscal responsibility.

**Output (Volume):**

Number of Onsite Financial Reviews Conducted	841	851
Number of Single Audit Reviews Conducted	180	180

**Explanatory:**

Number of Sub-recipients Funded by TDHCA	1,519	1,522
--	-------	-------

**Total, Goal D: ENSURE COMPLIANCE**      \$ 2,039,903    \$ 2,073,221

**E. Goal: MANUFACTURED HOUSING**

To protect the public by regulating the manufactured housing industry in accordance with state and federal laws.

**Outcome (Results/Impact):**

Percent of Consumer Complaint Inspections Conducted Within 15 Days of Request	80%	80%
Percent of Complaints Resulting in Disciplinary Action	25%	25%

**DEPARTMENT OF HOUSING AND COMMUNITY AFFAIRS**  
(Continued)

<b>E.1.1. Strategy:</b> TITLING AND LICENSING	\$ 711,187	\$ 717,653
Provide titling and licensing services in a timely and efficient manner.		
<b>Output (Volume):</b>		
Number of Manufactured Housing Titles Issued	101,000	102,000
Number of Licenses Issued	5,200	5,200
<b>Explanatory:</b>		
Number of Manufactured Homes Titled in Texas	641,000	675,000
 <b>E.1.2. Strategy:</b> INSTALLATION INSPECTIONS	 \$ 1,630,353	 \$ 1,648,776
Conduct installation inspections of manufactured homes in a timely and efficient manner.		
<b>Output (Volume):</b>		
Number of Routine Installation Inspections Conducted	12,300	12,500
<b>Explanatory:</b>		
Number of Installation Reports Received	48,500	49,000
 <b>E.1.3. Strategy:</b> ENFORCEMENT	 <u>\$ 2,508,813</u>	 <u>\$ 2,460,581</u>
To process consumer complaints, conduct investigations, and take administrative actions to protect the general public and consumers.		
<b>Output (Volume):</b>		
Number of Complaints Resolved	2,800	2,700
<b>Efficiencies:</b>		
Average Number of Days for Complaint Resolution	160	160
<b>Explanatory:</b>		
Jurisdictional Complaints Received	2,800	2,700
 <b>Total, Goal E: MANUFACTURED HOUSING</b>	 <u>\$ 4,850,353</u>	 <u>\$ 4,827,010</u>
 <b>F. Goal: INDIRECT ADM &amp; SUPP COSTS</b>		
<b>F.1.1. Strategy:</b> CENTRAL ADMINISTRATION	\$ 5,234,885	\$ 5,177,988
<b>F.1.2. Strategy:</b> INFORMATION RESOURCE TECHNOLOGIES	\$ 1,067,099	\$ 1,069,219
<b>F.1.3. Strategy:</b> OPERATING/SUPPORT	<u>\$ 539,147</u>	<u>\$ 542,123</u>
 <b>Total, Goal F: INDIRECT ADM &amp; SUPP COSTS</b>	 <u>\$ 6,841,131</u>	 <u>\$ 6,789,330</u>
 <b>Grand Total, DEPARTMENT OF HOUSING AND COMMUNITY AFFAIRS</b>	 <u>\$ 201,268,144</u>	 <u>\$ 201,348,664</u>
 <b>Method of Financing:</b>		
<u>General Revenue Fund</u>		
General Revenue Fund	\$ 10,677,008	\$ 11,126,181
Earned Federal Funds	<u>1,471,219</u>	<u>1,366,823</u>
 Subtotal, General Revenue Fund	 <u>\$ 12,148,227</u>	 <u>\$ 12,493,004</u>
 Community Affairs Federal Fund No. 127	175,539,676	175,602,845
Appropriated Receipts	11,576,841	11,752,815
Interagency Contracts	1,500,000	1,500,000
Manufactured Homeowner's Recovery Fund No. 926	<u>503,400</u>	<u></u>
 <b>Total, Method of Financing</b>	 <u>\$ 201,268,144</u>	 <u>\$ 201,348,664</u>

**DEPARTMENT OF HOUSING AND COMMUNITY AFFAIRS**  
(Continued)

<b>Number of Full-time Equivalent Positions (FTE)</b>	361.0	361.0
<b>Number of FTEs in Riders</b>	9.0	9.0
<b>Schedule of Exempt Positions</b>		
Executive Director, Group 4	\$112,352	\$112,352

1. **Capital Budget.** None of the funds appropriated above may be expended for capital budget items except as listed below. The amounts shown below shall be expended only for the purposes shown and are not available for expenditure for other purposes. Amounts appropriated above and identified in this provision as appropriations either for "Lease Payments to the Master Lease Purchase Program" or for items with an "(MLPP)" notation shall be expended only for the purpose of making lease-purchase payments to the Texas Public Finance Authority pursuant to V.T.C.S., Art. 601d, Sec. 9A.

	<u>2000</u>	<u>2001</u>
a. Acquisition of Information Resource Technologies		
(1) Normal Growth/intergrate Systems	\$ 303,500	\$ 307,500
(2) Compliance Monitoring Tracking System	<u>\$ 100,000</u>	<u>\$ 100,000</u>
Total, Acquisition of Information Resource Technologies	<u>\$ 403,500</u>	<u>\$ 407,500</u>
b. Acquisition of Capital Equipment and Items		
(1) Modular Furniture for Acquisitions Made in 1996-97 (MLPP)	<u>\$ 200,000</u>	<u>\$ 64,997</u>
Total, Capital Budget	<u><u>\$ 603,500</u></u>	<u><u>\$ 472,497</u></u>

Method of Financing (Capital Budget):

General Revenue Fund	\$ 93,024	\$ 62,664
Community Affairs Federal Fund No. 127	151,826	122,495
Appropriated Receipts	313,956	251,926
Earned Federal Funds	<u>44,694</u>	<u>35,412</u>
Total, Method of Financing	<u><u>\$ 603,500</u></u>	<u><u>\$ 472,497</u></u>

2. **Reporting Requirements.** Within 90 days following the conclusion of a contract issued by the Texas Department of Housing and Community Affairs or, at the option of the contracting party, within 90 days following the conclusion of the contracting party's fiscal year during which a contract was in force, the contracting party shall provide to the Executive Director a full accounting of state funds expended under the terms of the contract. This requirement shall be a part of any contract entered into by the department and contracting entities. Failure of a contracting party to provide full accounting of state funds expended under the terms of any contract under the conditions stated above shall be sufficient reason to terminate that contract and for the department to deny any future contracts to that contracting party.
3. **Housing Assistance.** The housing finance division shall adopt an annual goal to apply \$30,000,000 of the division's total housing funds toward housing assistance for individuals and families earning less than 30 percent of median family income. No less than 20 percent of the division's total housing funds shall be spent for individuals and families earning between 31 percent and 60 percent of median family income. In those counties where the median family

**DEPARTMENT OF HOUSING AND COMMUNITY AFFAIRS**  
(Continued)

income is lower than the state average median family income, the department shall use the average state median income in interpreting this rider. The department shall provide a quarterly report to the Legislative Budget Board documenting its expenditures in each income category.

4. **Coordination with Texas Water Development Board.** The Texas Department of Housing and Community Affairs (TDHCA) and the Texas Water Development Board (TWDB) shall continue to coordinate funds as outlined in a Memorandum of Understanding (MOU) so as to assure that none of the funds appropriated above are expended in a manner that aids the proliferation of colonias or are otherwise used in a manner inconsistent with the intent of the Economically Distressed Areas Program (EDAP) operated by the Texas Water Development Board (TWDB); and maximize delivery of the funds and minimize administrative delay in their expenditure. The MOU shall be amended, if necessary, prior to the distribution of the Colonia Fund in fiscal years 2000 and 2001. In distributing funds out of the Colonia Fund, the TDHCA shall provide top funding priority to those projects that are in EDAP-funded areas and which assist colonia residents who cannot afford the cost of service lines, hook-ups, and plumbing improvements associated with being connected to an EDAP-funded system. None of the funds appropriated above for Strategy B.2.1., Development Projects Grants, may be expended in EDAP-eligible counties that have not adopted, or are not enforcing, the Model Subdivision Rules established pursuant to Section 16.343 of the Water Code. No later than September 15, 2000, the TDHCA and the TWDB shall submit a joint report to the Legislative Budget Board that describes and analyzes the effectiveness of projects funded as a result of coordinated Colonia Fund/EDAP efforts.

5. **Reimbursement of Advisory Committee Members.** Pursuant to V.T.C.S., Government Code, Section 2110.004, reimbursement of expenses for advisory committee members, out of funds appropriated above, is limited to the following advisory committees:

Texas Weatherization Policy Advisory Council  
State Interagency Council for the Homeless  
Consolidated Plan/State Low Income Housing Plan Committee  
State Community Development Review Committee  
Colonia Residents Advisory Committee

6. **Local Site Visits.** From monies appropriated above, when the Texas Department of Housing and Community Affairs receives a letter from the mayor or county judge of an affected city or county opposing an application for a federal tax incentive to develop rental housing, a site visit by an employee of the Texas Department of Housing and Community Affairs with the mayor or county judge shall take place within 30 days following notification. The site visit must occur before the incentive can be approved. The Texas Department of Housing and Community Affairs is authorized to obtain reimbursement from the applicant for a federal tax incentive for necessary travel and expenses at a rate not to exceed the federally authorized rate.
7. **Colonia Set-Aside Program Allocation.** The Texas Department of Housing and Community Affairs shall continue the Community Development Block Grant (CDBG) Colonia Set-Aside Program by allocating not less than 10 percent of the yearly allocation of CDBG funds for eligible activities to assist in providing for the housing, planning, and infrastructure needs in colonias. From this 10 percent yearly allocation, \$2,000,000 shall be reserved to provide financial assistance to units of general local government located in economically distressed areas as defined by Section 17.921, Water Code, to pay for residential service lines, hookups, and plumbing improvements associated with being connected to a water supply or sewer service system, any part of which is financed under the economically distressed areas program established under Subchapter J, Chapter 16, Water Code and Subchapter K, Chapter 17, Water Code. The department by rule shall provide that an application for assistance under the program hereby authorized may be submitted after construction of the water supply or sewer service system begins. The department shall approve or disapprove a timely application before construction of the water supply or sewer service is completed in order to eliminate delay in

**DEPARTMENT OF HOUSING AND COMMUNITY AFFAIRS**  
(Continued)

connection once construction is completed. The department shall coordinate the application process with the Texas Water Development Board to avoid duplication of effort and the necessity for applicants to submit dual applications.

In addition, the department shall allocate 2.5 percent of the CDBG monies to support the operation of Self-Help Owner-Builder Housing Programs.

8. **Low/Moderate Income Housing Construction.** Out of the funds appropriated above, not less than \$500,000 each year of the biennium shall be expended on low/moderate income housing construction in enterprise zone areas.
9. **Low Income Assistance: Scoring Criteria.** It is the intent of the Legislature that the department add to its contract award scoring criteria for the construction, acquisition, or rehabilitation of single and multi-family housing, and for the operation of multi-family housing, a system that gives increased points for comprehensive services to low-income citizens, such as case management, home-buyer assistance, and family budgeting. The department is also encouraged to develop a sliding scale fee schedule for the low-income tax credit program and the 501c(3) bond program to encourage increased participation by non-profit entities such as community development housing organizations.
10. **Limitation on Expenditure.** Under Strategy A.1.4., Federal Tax Credits, no funds shall be used for processing or approving applications for allocations unless the department adopts or amends administrative rules containing the following:
  - a. All representations made by an applicant for an allocation are enforceable by the department, including enforcement by administrative penalties for failure to perform as stated in the representations and enforcement by inclusion in deed restrictions to which the department is a party.
  - b. The department shall inspect all construction for quality during the construction process while defects can reasonably be corrected.
  - c. A general contractor hired by an applicant or an applicant, if the applicant serves as general contractor, must demonstrate a history of constructing similar types of housing without the use of federal tax credits.
  - d. The department shall give notice of a proposed project to the state representative and senator representing the area where a project would be located. The state representative or senator may hold a community meeting at which the department shall provide appropriate representation.
  - e. The department shall allocate credits among as many different entities as practicable without diminishing the quality of the housing that is built.
11. **Appropriation: Manufactured Homeowner Consumer Claims.** In addition to appropriations in Goal E, Manufactured Housing, the Department of Housing and Community Affairs is appropriated an amount, not to exceed \$50,000 per year for the biennium, required for the purpose of paying manufactured housing consumer claims according to V.T.C.S., Art. 5221f, from title transaction fees involving manufactured housing collected and deposited in the General Revenue Fund during the 2000-01 biennium.
12. **Appropriations Limited to Revenue Collections.** It is the intent of the Legislature that fees, fines, and other miscellaneous revenues as authorized and generated by the agency cover, at a minimum, the cost of the appropriations made above for the strategy items in Goal E., Manufactured Housing, the cost of the appropriations required for manufactured housing consumer claims payments according to V.T.C.S., Art. 5221f, as well as the "other direct and

**DEPARTMENT OF HOUSING AND COMMUNITY AFFAIRS**  
(Continued)

indirect costs" associated with this goal, appropriated elsewhere in this Act. "Other direct and indirect costs" for Goal E., Manufactured Housing, are estimated to be \$813,032 for fiscal year 2000 and \$842,308 for fiscal year 2001. In the event that actual and/or projected revenue collections are insufficient to offset the costs identified by this provision, the Legislative Budget Board may direct that the Comptroller of Public Accounts reduce the appropriation authority provided above to be within the amount of revenue expected to be available.

13. **Mortgage Revenue Bond Program.** The Department of Housing and Community Affairs (TDHCA) shall operate the First-Time Homebuyer Mortgage Revenue Bond Program in a manner that maximizes the creation of very low-income single family housing by ensuring that at least thirty percent of the lendable bond proceeds are set aside for a period of one year for individuals and families at sixty percent and below the area median family income (AMFI), while assuring the highest reasonable bond rating. In an effort to facilitate the origination of single family mortgage loans to individuals and families at sixty percent and below the AMFI, the department shall utilize down payment and closing cost assistance or other assistance methods.
14. **Conversions of Executory Contracts.** Out of the funds appropriated above, the department shall spend not less than \$4,000,000 for the biennium for the sole purpose of contract for deed conversions for families that reside in a colonia and earn 60 percent or less of the applicable area median family income. It is the intent of the Legislature that the department complete at least 400 contract for deed conversions by August 31, 2001.
15. **Administrative Allocation: Councils of Governments.** From the federal administrative monies made available to the department under the Community Development Block Grant Program, an amount equal to 19 percent of such monies shall be allocated to councils of government to continue staff support to the 24 Regional Review Committees of local elected officials appointed by the Governor.
16. **Appropriation: Housing Trust Fund Interest Earnings and Loan Repayments.** Interest earnings and loan repayments received from loans made through the Housing Trust Fund program from amounts appropriated out of the General Revenue Fund for Strategy A.1.1., Housing Trust Fund, estimated to be \$250,000 each year, are hereby appropriated to the Housing Trust Fund established under Section 2306.201, Government Code, to be used for the same purpose.
17. **Appropriation: Housing Trust Fund Interest Earnings and Loan Repayment Deposits.** Interest earnings and loan repayments received from loans made through the Housing Trust Fund program from amounts appropriated out of the General Revenue Fund for Strategy A.1.1., Housing Trust Fund, and deposited in the Texas Treasury Safekeeping Trust Company prior to September 1, 1999, estimated to be \$750,000, shall be deposited in the Housing Trust Fund established under Section 2306.201, Government Code, to be used for the same purpose.
18. **Unexpended Balances, Grants, and Contracts.** Any unexpended general revenue balances remaining in Strategy A.1.1., Housing Trust Fund, as of August 31, 1999, are appropriated to the same strategy as of September 1, 1999. Any funds from grants or contracts executed before September 1, 2000, or from prior fiscal years from Strategy A.1.1., Housing Trust Fund, subsequently returned to the Department of Housing and Community Affairs that are not expended for the same purpose as of August 31, 2000, are appropriated to Strategy A.1.1., Housing Trust Fund, as of September 1, 2000, for the same purposes. Beginning September 1, 2000, any funds from grants or contracts executed before September 1, 2001, or from prior fiscal years from Strategy A.1.1., Housing Trust Fund, subsequently returned to the Department of Housing and Community Affairs are appropriated to Strategy A.1.1., Housing Trust Fund, for the same purposes.



**DEPARTMENT OF HOUSING AND COMMUNITY AFFAIRS**  
(Continued)

19. **Contingent Revenue.** Of the amounts appropriated above to the Department of Housing and Community Affairs in Strategy E.1.3., Enforcement, the amount of \$488,088 in fiscal year 2000 and \$416,088 in fiscal year 2001 is contingent on the Department of Housing and Community Affairs assessing fees sufficient to generate, during the 2000-01 biennium, \$1,019,551 in excess of \$12,526,008, (Object Codes 3158, 3159, 3160, 3161, and 3163), contained in the Comptroller of Public Accounts' Biennial Revenue Estimate for 2000 and 2001. Also contingent on the Department of Housing and Community Affairs meeting the above revenue target, the "Number of Full-time Equivalent Positions (FTE)" figure indicated above is hereby increased by nine in fiscal year 2000 and nine in fiscal year 2001. The Department of Housing and Community Affairs, upon completion of necessary actions to assess or increase such additional fees, shall furnish copies of the Department of Housing and Community Affairs' minutes and other information supporting the estimated revenues to be generated for the 2000-01 biennium under the revised fee structure to the Comptroller of Public Accounts. If the Comptroller finds the information sufficient to support the projection of increased revenues, a finding of fact to that effect shall be issued and the contingent appropriation shall be made available for the intended purposes.

**TEXAS LOTTERY COMMISSION**

	For the Years Ending	
	August 31,	August 31,
	<u>2000</u>	<u>2001</u>

**A. Goal: OPERATE LOTTERY**

Efficiently operate a lottery that is self-supporting, revenue producing, and secure.

**Outcome (Results/Impact):**

Percent of Retailers Satisfied With Lottery Commission	80%	80%
State Revenue Received Per Advertising Dollar Expended	32	32

**A.1.1. Strategy: LOTTERY OPERATIONS**

License lottery retailers, maintain and monitor retailer accounts and collections; ensure vendor and retailer compliance with contracts and policies, and operate 24 claim centers; oversee payments on contracts to primary vendors for instant ticket manufacturing, vending machines, warehousing and distribution of instant scratch off tickets and other lottery retailing services.

\$ 140,873,736    \$ 140,730,012

**Output (Volume):**

Number of Retailer Business Locations Licensed	17,550	17,700
--	--------	--------

**Efficiencies:**

Average Cost per Retailer Location License Issued	88	88
---	----	----

**A.1.2. Strategy: MARKETING, RESEARCH AND PROMOTION**

Determine the interests, opinions, awareness levels and purchase behaviors of adult Texans for the planning, development and implementation of effective games; educate players and provide opportunities to learn about lottery products; broadcast lottery drawings to ensure the integrity of the Lottery's numbers games; communicate game

\$ 11,585,760    \$ 11,615,527

**TEXAS LOTTERY COMMISSION**  
(Continued)

information, marketing ideas and operational information to lottery retailers; recruit new retailers; measure retailer satisfaction with lottery operations and service.

**Output (Volume):**

Number of Surveys Issued to Retailers	74,800	74,800
---------------------------------------	--------	--------

**Efficiencies:**

Average Cost per Survey Issued	6	6
--------------------------------	---	---

**A.1.3. Strategy: ADVERTISING**

	\$ 40,000,000	\$ 40,000,000
--	---------------	---------------

Inform adult Texans by mass media (television, radio, newspaper, billboards), point-of-sale materials and merchandising regarding lottery games; provide consumers and retailers with notice of end-of-game dates; provide information regarding procurement opportunities for minority vendors.

**Output (Volume):**

Dollar Amount of Advertising Budget Spent on Television (Millions)	16,990,480	16,990,480
--	------------	------------

**Efficiencies:**

Percentage of Adult Texans Aware of Lottery Advertising	65%	65%
---	-----	-----

**A.1.4. Strategy: SECURITY**

	\$ 3,475,495	\$ 3,511,306
--	--------------	--------------

Protect and maintain the security and integrity of lottery games, systems and drawings; assure the physical security of all Commission operating sites; and investigate possible criminal and regulatory violations.

**Output (Volume):**

Number of Lottery Complaints Resolved	305	305
---------------------------------------	-----	-----

**Efficiencies:**

Average Cost per Complaint Resolved	130	130
-------------------------------------	-----	-----

**A.1.5. Strategy: CENTRAL ADMINISTRATION**

	<u>\$ 10,717,645</u>	<u>\$ 10,795,791</u>
--	----------------------	----------------------

Execute and support all functions of the Texas Lottery Commission through executive management, accounting, systems administration, information systems support, communications, legal services, purchasing support, budgeting and human resources.

**Total, Goal A: OPERATE LOTTERY**

	<u>\$ 206,652,636</u>	<u>\$ 206,652,636</u>
--	-----------------------	-----------------------

**B. Goal: ENFORCE BINGO LAWS**

Enforce regulations to ensure the fair conducting of bingo games to maximize distributions to authorized charities.

**Outcome (Results/Impact):**

Percentage of Complaints Resulting in Disciplinary Action	5%	5%
---	----	----

**B.1.1. Strategy: BINGO LAW ENFORCEMENT**

	\$ 1,623,565	\$ 1,623,565
--	--------------	--------------

Conduct inspections and compliance audits of bingo licensees, initiate sanctions, and increase employee and licensee understanding of bingo laws through training and public education.

**Output (Volume):**

Number of Bingo Complaints Resolved	342	342
-------------------------------------	-----	-----

**Efficiencies:**

Average Cost per Complaint Resolved	120	120
-------------------------------------	-----	-----

**TEXAS LOTTERY COMMISSION**  
(Continued)

<b>B.2.1. Strategy:</b> BINGO LICENSING	\$ 1,862,232	\$ 1,119,232
Process bingo applications in a timely manner and ensure eligibility of bingo applicants.		
<b>Output (Volume):</b>		
Number of Licenses Renewed to Individuals and Organizations	2,025	2,025
<b>Efficiencies:</b>		
Average Cost per Original License Issued	490	510
<b>Total, Goal B: ENFORCE BINGO LAWS</b>	<u>\$ 3,485,797</u>	<u>\$ 2,742,797</u>
<b>Grand Total, TEXAS LOTTERY COMMISSION</b>	<u>\$ 210,138,433</u>	<u>\$ 209,395,433</u>
 <b>Method of Financing:</b>		
General Revenue Fund	\$ 3,485,797	\$ 2,742,797
General Revenue Fund - Dedicated - Lottery Account No. 5025	<u>206,652,636</u>	<u>206,652,636</u>
<b>Total, Method of Financing</b>	<u>\$ 210,138,433</u>	<u>\$ 209,395,433</u>
<b>Number of Full-time Equivalent Positions (FTE)</b>	335.0	335.0
<b>Schedule of Exempt Positions</b>		
Executive Director, Group 5	\$110,000	\$110,000

1. **Capital Budget.** None of the funds appropriated above may be expended for capital budget items except as listed below. The amounts shown below shall be expended only for the purposes shown and are not available for expenditure for other purposes. Amounts appropriated above and identified in the provision as appropriations either for "Lease Payments to the Master Equipment Purchase Program" or for items with an "(MLPP)" notation shall be expended only for the purpose of making lease-purchase payments to the Texas Public Finance Authority pursuant to the provisions of V,T,C.S., Art. 601d, Sec. 9A.

	<u>2000</u>	<u>2001</u>
a. Repair or Rehabilitation of Buildings and Facilities		
(1) Headquarters and Field Offices	\$ 125,000	\$ 75,000
b. Acquisition of Information Resource Technologies		
(1) Lottery System Hardware & Software	617,100	427,100
(2) Bingo System Hardware and Software	<u>\$ 320,000</u>	<u>\$ 0</u>
<b>Total, Acquisition of Information Resource Technologies</b>	<u>\$ 937,100</u>	<u>\$ 427,100</u>
c. Transportation Items		
(1) Security Vans and Equipment	75,000	0
d. Acquisition of Capital Equipment and Items		
(1) Other Capitalized Equipment	<u>\$ 90,000</u>	<u>\$ 85,000</u>
<b>Total, Capital Budget</b>	<u>\$ 1,227,100</u>	<u>\$ 587,100</u>

**TEXAS LOTTERY COMMISSION**  
(Continued)

Method of Financing (Capital Budget):

General Revenue Fund	\$	379,100	\$	61,100
General Revenue Fund - Dedicated - Lottery Account No. 5025		<u>848,000</u>		<u>526,000</u>
<b>Total, Method of Financing</b>		<u>\$ 1,227,100</u>		<u>\$ 587,100</u>

2. **Appropriation, Operate Lottery.** Pursuant to Government Code, Chapter 466, appropriations made to Goal A., Operate Lottery, shall not exceed twelve percent of the gross revenue from the sale of lottery tickets. This appropriation shall be used for the administration of the lottery and for retailer commissions
  
3. **Appropriation, Payment of Prizes.** In addition to the amounts appropriated above for the administration of the Lottery and retailer commissions, there is hereby appropriated pursuant to Government Code, Chapter 466, out of the State Lottery Account in the General Revenue Fund, sufficient funds for the payment of prizes to the holders of winning tickets.
  
4. **Appropriation of Increased Revenues.** In addition to the amounts appropriated above, there is hereby appropriated pursuant to Government Code, Chapter 466, out of the State Lottery Account in the General Revenue Fund, an amount equal to 5 percent of the amount by which gross sales exceed \$3.034 billion in fiscal year 2000 and \$3.034 billion in fiscal year 2001 for the purpose of paying retailer commissions; and, there is hereby appropriated an amount equal to 3.98 percent of the amount by which gross sales exceed \$3.034 billion in fiscal year 2000 and an amount equal to 3.72 percent of the amount by which gross sales exceed \$3.034 billion in fiscal year 2001 for the purpose of fulfilling contractual obligations in administration of the Lottery.
  
5. **Adjustments to Appropriated Amounts.** In the event the Texas Lottery Commission determines that activities which previously have been outsourced to a private contractor or vendor should be operated by the agency in order to ensure greater accountability or improved services, the commission may, upon approval from the Governor and the Legislative Budget Board, exceed: 1) the number of full-time equivalent positions listed above; 2) the transfer restrictions included under Appropriation Transfers, Article IX, General Provisions of this Act; and 3) the capital budget restrictions included under Limitation on Expenditures - Capital Budget, Article IX, General Provisions of this Act. Prior to submitting a written request to the Governor and Legislative Budget Board to exceed the above mentioned limitations, the commission must submit a detailed plan of operation to the State Auditor's Office for review and comment.
  
6. **Compulsive Gambling Helpline.** Out of funds appropriated above in Strategy A.1.1., Lottery Operations, \$375,000 for each year of the biennium may be expended only for the purpose of offering assistance to compulsive gamblers to be provided by the Texas Commission on Alcohol and Drug Abuse through an interagency contract agreement.
  
7. **Limitation on Transfer Authority.** Funds appropriated above in item A.1.3., Advertising, may be transferred into other items in the Lottery Commission appropriations, but none of the funds appropriated in other items may be transferred into Strategy A.1.3., Advertising.
  
8. **Transfer, Unclaimed Lottery Prize Winnings.** Pursuant to Government Code Chapter 466, the Lottery Commission is directed to maintain an unclaimed prize fund. It is the intent of the Legislature that the Lottery Commission: 1) strictly account for the use of any unclaimed prize winnings and any transfers into or out of that account; and 2) notify the Comptroller of Public Accounts quarterly regarding any balances of that account that are used to supplement prize winnings of subsequent games. In the event that balances from the unclaimed prize fund are used to supplement the prize winnings of subsequent games, the Comptroller of Public

**TEXAS LOTTERY COMMISSION**  
(Continued)

Accounts is hereby directed to reduce funds appropriated above in Strategy A.1.1., Lottery Operations, by an amount equal to the amounts used to supplement prize winnings of subsequent games, and at the end of each fiscal year of the biennium transfer that amount to the Foundation School Fund No. 193.

9. **Limitation, Pooled Reserve Fund.** Pursuant to Government Code, Chapter 466, the Executive Director of the Texas Lottery Commission shall maintain balances in a pooled reserve fund to cover the potential loss of state revenue as a result of lottery retailer defaults. The Executive Director of the Texas Lottery Commission shall transfer all pooled reserve fund revenues and balances that exceed \$5 million to the Foundation School Fund No. 193 quarterly.
10. **Limitation: Out-of-Country, Out-of-State and In-State Travel.** Notwithstanding any other provisions included in this Act, it is the intent of the Legislature that the Texas Lottery Commission shall not be allowed to travel out-of-country, with the exception of travel to Mexico or Canada which is reimbursable by a third party. In addition, the Texas Lottery Commission shall not exceed amounts expended on out-of-state or in-state travel, for each fiscal year of the biennium, by an amount equal to 80 percent of travel expenditure amounts for fiscal year 1998.
11. **Appropriation, Contingent Upon Revenue.** Of the amounts appropriated above in Strategy B.2.1., Bingo Licensing, \$743,000 in fiscal year 2000 for replacing the Bingo automation system is contingent on the Lottery Commission covering the additional costs by assessing fees sufficient to generate increased revenues in excess of Bingo revenues estimated in the Comptroller's Biennial Revenue Estimate for 2000 and 2001. Upon completion of the necessary actions to assess or increase such fees, the Commission shall furnish to the Comptroller of Public Accounts documentation of such action and the revised fee structure supporting the estimated revenues to be generated. If the Comptroller finds the information sufficient to support the projection of increased revenues, a finding of fact to that effect shall be issued and the contingent appropriation shall be made available for the intended purpose.
12. **Appropriation, Local Bingo Prize Fees.** Out of bingo prize fees collected pursuant to Article 179d, Section 19b, V.T.C.S., the commission is hereby appropriated amounts for allocation to counties and municipalities as required by Article 179d, Section 19c.
13. **Appropriation, Limited to Revenue Collections.** It is the intent of the Legislature that fees, fines, and other miscellaneous revenues as authorized and generated by the operation of charity bingo cover, at a minimum, the cost of the appropriations made above for the strategy items in Goal B., Enforce Bingo Laws, as well as the "other direct and indirect costs" associated with this goal, appropriated elsewhere in this Act. "Other direct and indirect costs" for Goal B., Enforce Bingo Laws, are estimated to be \$388,158 for fiscal year 2000 and \$394,319 for fiscal year 2001. In the event that actual and/or projected revenue collections are insufficient to offset the costs identified by this provision, the Legislative Budget Board may direct that the Comptroller of Public Accounts reduce the appropriation authority provided above to be within the amount of revenue expected to be available.
14. **Petty Cash Fund Authorized.** The Texas Lottery Commission is authorized to establish a petty cash fund to be used by Commission employees for the purchase of evidence and/or information and other expenses deemed necessary for agency security and enforcement activities. The petty cash fund, not to exceed \$1,000, may be maintained in cash or at a local bank and shall be subject to such rules and regulations as the Executive Director may recommend and the Commission may adopt.
15. **Reimbursement of Advisory Committee Members.** Pursuant to Government Code, Section 2110.004, reimbursement of expenses for Advisory Committee Members, out of funds appropriated above, is limited to the following advisory committee: Bingo Advisory Committee.



**DEPARTMENT OF TRANSPORTATION**  
(Continued)

<b>A.1.4. Strategy:</b> CONTRACTED MAINTENANCE	\$ 425,153,798	\$ 438,993,521 & U.B.
Contract for highway maintenance program.		
<b>Output (Volume):</b>		
Number of Lane Miles Contracted for Asphaltic Seal Coat Surfacing	16,720	17,265
Number of Lane Miles Contracted for Asphaltic Concrete Pavement Overlay	2,573	2,657
<b>A.1.5. Strategy:</b> ROUTINE MAINTENANCE	\$ 418,359,593	\$ 430,437,276 & U.B.
Provide for routine maintenance and operation of the state highway system.		
<b>Output (Volume):</b>		
Number of Highway Lane-Miles Resurfaced With Seal-Coat	4,848	4,979
Number of Lane Miles Resurfaced With Overlays	4,123	4,235
<b>A.1.6. Strategy:</b> AVIATION SERVICES	\$ 45,590,449	\$ 46,161,592 & U.B.
Support and promote general aviation.		
<b>Output (Volume):</b>		
Number of General Aviation Airports Selected for Financial Assistance	65	65
<b>Efficiencies:</b>		
Administrative and Support Costs as a Percent of Facility Grant Funds Expended	5.5%	5.5%
<b>A.1.7. Strategy:</b> PUBLIC TRANSPORTATION	\$ 82,785,570	\$ 8,404,884 & U.B.
Support and promote public transportation.		
<b>Efficiencies:</b>		
Administrative and Support Costs as Percent of State and Federal Grant Funds Expended	3.6%	3.6%
<b>A.1.8. Strategy:</b> GULF WATERWAY	\$ 1,618,562	\$ 276,285 & U.B.
Support the Gulf Intracoastal Waterway.		
<b>A.1.9. Strategy:</b> FERRY SYSTEM	\$ 12,392,764	\$ 11,004,934
Maintain and operate ferry systems in Texas.		
<b>A.1.10. Strategy:</b> REGISTRATION & TITLING	\$ 44,120,947	\$ 44,102,782
Administer the provisions of the motor vehicle registration and titling statutes.		
<b>Output (Volume):</b>		
Number of Registration Renewal Notices Mailed	16,900,000	17,745,000
Number of Titles Issued	5,350,000	5,520,000
<b>A.1.11. Strategy:</b> VEHICLE DEALER REGULATION	\$ 3,208,061	\$ 3,096,867
Administer the provisions of the Texas Motor Vehicle Commission Code.		
<b>Efficiencies:</b>		
Average Number of Weeks for Complaint Resolution	27	27
<b>A.1.12. Strategy:</b> RESEARCH	\$ 18,173,681	\$ 18,193,236
Fund and participate with state-supported colleges and universities in research and development programs that can improve transportation operations.		
<b>Efficiencies:</b>		
Percent of Structure Research Recommendations Implemented	60%	60%

**DEPARTMENT OF TRANSPORTATION**  
(Continued)

Percent of Pavement Design Research Recommendations Implemented	60%	60%
Percent of Traffic Operations Research Recommendations Implemented	80%	80%
Percent of NAFTA-related Research Recommendations Implemented	60%	60%
<b>A.2.1. Strategy: TRAFFIC SAFETY</b>	<b>\$ 16,143,609</b>	<b>\$ 16,229,826</b> & U.B.
Identify problem areas and implement projects to reduce the number and severity of traffic accidents through the statewide traffic safety program.		
<b>A.2.2. Strategy: TRAVEL INFORMATION</b>	<b>\$ 19,470,847</b>	<b>\$ 19,879,276</b>
Support and promote tourism.		
<b>A.3.1. Strategy: ADVERTISING / JUNKYARDS</b>	<b>\$ 584,423</b>	<b>\$ 598,171</b>
Control the use of outdoor advertising signs, junkyards, and auto graveyards adjacent to transportation system.		
<b>A.4.1. Strategy: AUTO THEFT PREVENTION</b>	<b>\$ 12,009,210</b>	<b>\$ 12,009,210</b> & U.B.
Reduce the incidence of vehicle theft in Texas through prevention efforts and the support of motor vehicle theft laws.		
<b>Efficiencies:</b>		
Administrative and Support Costs for ATPA as a Percentage of Grant Funds Expended	7.2%	7.2%
<b>Total, Goal A: TRANS. SERVICES &amp; SYSTEMS</b>	<b><u>\$ 4,173,536,597</u></b>	<b><u>\$ 4,084,094,509</u></b>
<b>B. Goal: INDIRECT ADMINISTRATION</b>		
<b>B.1.1. Strategy: CENTRAL ADMINISTRATION</b>	<b>\$ 36,987,572</b>	<b>\$ 37,544,925</b>
<b>B.1.2. Strategy: INFORMATION RESOURCES</b>	<b>\$ 32,415,251</b>	<b>\$ 30,929,069</b>
<b>B.1.3. Strategy: OTHER SUPPORT SERVICES</b>	<b>\$ 40,905,031</b>	<b>\$ 45,682,325</b>
<b>B.1.4. Strategy: REGIONAL ADMINISTRATION</b>	<b><u>\$ 61,526,370</u></b>	<b><u>\$ 62,976,262</u></b>
<b>Total, Goal B: INDIRECT ADMINISTRATION</b>	<b><u>\$ 171,834,224</u></b>	<b><u>\$ 177,132,581</u></b>
<b>Grand Total, DEPARTMENT OF TRANSPORTATION</b>	<b><u>\$ 4,345,370,821</u></b>	<b><u>\$ 4,261,227,090</u></b>
<b>Method of Financing:</b>		
General Revenue Fund	\$ 31,030,879	\$ 13,327,523
State Highway Fund No. 006, estimated	2,374,188,036	2,238,573,914
<u>General Revenue - Dedicated</u>		
Texas Highway Beautification Account No. 071	584,423	598,171
TXDOT Turnpike Authority Account No. 5038	<u>12,325,000</u>	
Subtotal, General Revenue - Dedicated	<b><u>\$ 12,909,423</u></b>	<b><u>\$ 598,171</u></b>
Federal Funds, estimated	1,920,031,551	2,001,516,549
Appropriated Receipts	310,000	310,000
Interagency Contracts	6,900,932	6,900,933
<b>Total, Method of Financing</b>	<b><u>\$ 4,345,370,821</u></b>	<b><u>\$ 4,261,227,090</u></b>



**DEPARTMENT OF TRANSPORTATION**  
(Continued)

<b>Number of Full-time Equivalent Positions (FTE)</b>	14,726.0	14,726.0
<b>Schedule of Exempt Positions</b>		
Executive Director, Group 6	\$145,000	\$145,000
Commissioner	(3) 15,914	(3) 15,914

1. **Capital Budget.** Notwithstanding the capital budget provisions in the General Provisions of this act, none of the funds appropriated above may be expended for capital budget items except as listed below. The amounts shown below shall be expended only for the purposes shown and are not available for expenditure for other purposes. No additional funds may be transferred to the capital budget items listed below without first obtaining written approval from the Legislative Budget Board and the Governor. Amounts appropriated above and identified in this provision as appropriations either for "Lease payments to the Master Lease Purchase Program" or for items with an "(MLPP)" notation shall be expended only for the purpose of making lease-purchase payments to the Texas Public Finance Authority pursuant to the provisions of V.T.C.S., Art. 601d, Sec. 9A. Capital budgeted funds appropriated under the "Acquisition of Information Resources Technologies" may be used to lease Information Resources Hardware and/or Software versus the purchase of Information Resources Hardware and/or Software, if determined by agency management to be in the best interest of the State of Texas.

	2000	2001
a. Acquisition of Land and Other Real Property	\$ 2,201,500	\$ 1,938,000 & U.B.
b. Construction of Buildings and Facilities	24,154,020	23,917,000 & U.B.
c. Repair or Rehabilitation of Buildings and Facilities	4,150,000	6,970,000 & U.B.
d. Acquisition of Information Resource Technologies	14,335,969	9,622,476 & U.B.
e. Transportation Items	29,867,929	32,988,213 & U.B.
f. Acquisition of Capital Equipment and Items	19,890,582	17,764,311 & U.B.
	<u>\$ 94,600,000</u>	<u>\$ 93,200,000</u> & U.B.
<b>Total, Capital Budget</b>	<u>\$ 94,600,000</u>	<u>\$ 93,200,000</u> & U.B.

Method of Financing (Capital Budget):

General Revenue Fund	\$ 6,251	\$ 3,400
State Highway Fund No. 006	94,574,349	93,196,600
General Revenue Fund - Dedicated - TXDOT		
Turpike Authority Account No. 5038	19,400	0
<b>Total, Method of Financing</b>	<u>\$ 94,600,000</u>	<u>\$ 93,200,000</u>

2. **Use of Previous Fiscal Year Funds.** It is the intent of the Legislature that funds authorized for capitalized equipment in the first year of a biennium may be carried over to the next fiscal year for procurement contracts that were properly encumbered during the fiscal year, but because of extenuating circumstances, the contract was voided before the end of the fiscal year.
3. **Transfer Authority.** The Department of Transportation is hereby authorized to transfer appropriations from any Strategy into Strategy A.1.4., Contracted Maintenance, Strategy A.1.2.,

**DEPARTMENT OF TRANSPORTATION**  
(Continued)

Right-of-Way Acquisition, and Strategy A.1.3., Highway Construction. In addition, funds may be transferred between Strategies, except that no funds may be transferred out of Strategies A.1.4., Contracted Maintenance, or A.1.2., Right-of-Way Purchase, or A.1.3., Highway Construction, except that transfers may be made between those Strategies.

4. **Public Transportation Financing.** Funds appropriated above to Strategy A.1.7., Public Transportation include \$31,608,547 for the biennium from State Highway Fund 006 and \$17,665,000 in general revenue. Of such funds, \$25,243,400 shall be allocated to Section 5311 rural transportation contractors and \$7,592,600 shall be allocated to Section 5307 urban public transportation contractors.
5. **Magazine Appropriations.** The Department of Transportation Commission is directed to set subscription rates and other charges for Texas Highways Magazine at a level that will generate receipts approximately sufficient to cover the costs incurred in the production and distribution of the magazine. In addition to funds appropriated above, the department is hereby appropriated to Strategy A.2.2., Travel Information, any magazine revenues generated above \$6,024,070 for the 2000 fiscal year and \$6,135,607 for the 2001 fiscal year. Funds may be utilized only for the purpose of magazine costs. The Department of Transportation may transfer to Strategy A.2.2., from revenue available from prior years subscription fees, in the event of unforeseen or unusual expenditures associated with the production costs of the Texas Highways Magazine. The Department of Transportation is hereby appropriated all revenue collected from the sale of promotional items as authorized by V.A.C.S., Article 6144e.
6. **Road Utility District Provision.** The Comptroller of Public Accounts is authorized to transfer to State Highway Fund No. 006 all receipts deposited in the General Revenue Fund pursuant to V.T.C.A., Transportation Code, Section 441.011. Such funds are hereby appropriated for the biennium beginning with the effective date of this act for the purpose of defraying the costs of hearing and processing Road Utility District petitions. Any balance remaining after defraying such costs may be used by the department for the maintenance and construction of highways.
7. **Hourly Wage Rates.** The Department of Transportation Commission is expressly authorized to determine the wage rates paid to hourly employees subject to the qualifications provided hereinafter; provided, however, that it is the intent of the Legislature that the commission, in carrying out its employee compensation policy, shall provide for a merit wage increase program for the department's hourly paid employees comparable to that authorized for its classified employees as provided by the General Provisions of this Act. It is provided further that it is the intent of the Legislature that such merit wage increase program for hourly paid employees be administered uniformly throughout the department, statewide, and as between administrative districts, and not be superseded by district administrative policy interpretation. In expending the funds appropriated herein, the department may award merit raises in varying amounts according to the nature of work performed or the job title held, provided such merit raises do not exceed the top step for a particular job as determined by the Department.
8. **Holiday Pay Provision.** Notwithstanding other provisions of this bill, the Department of Transportation is authorized to grant compensatory time off or to pay hourly employees for work performed on official state holidays in addition to any applicable holiday pay.
9. **Compensatory Pay Provision.** In order to operate in the most economical manner, when inclement weather or other circumstances beyond the control of the Department prevent construction or maintenance employees from performing their normal duties, the Department of Transportation is authorized to grant such employees time off with pay with the hours charged to the Compensatory Time Taken Account, provided that such advanced time must be repaid by the employee at a time, and in the most appropriate manner as determined by the Department within the following twelve months or at termination, whichever is sooner.

## DEPARTMENT OF TRANSPORTATION

(Continued)

10. **Stand by Pay.** It is expressly provided that the Department of Transportation, to the extent permitted by law, may pay compensation for on-call time at the following rates: credit for 1 hour worked per day on-call during the normal work week, and 2 hours worked per day on-call during weekends and holidays; this credit would be in addition to actual hours worked during normal duty hours or while on-call. Nonexempt employees who work a normal 40 hour work week, and also work on-call duty, will receive FLSA overtime rates for the on-call duty.
11. **Pay for Regular Compensatory Time.** It is expressly provided that the Department of Transportation, to the extent permitted by law, may pay FLSA exempt and FLSA nonexempt employees on a straight-time basis for work on a holiday or for regular compensatory time hours when the taking of regular compensatory time off would be disruptive to normal business functions.
12. **Underwater Bridge Inspections.** To more adequately compensate employees who perform hazardous duties for the state, the Department of Transportation is authorized to compensate employees who perform underwater bridge inspections an additional rate of pay of up to twenty-five dollars per hour for actual time spent performing underwater bridge inspections.
13. **Equal Employment.** To the maximum extent feasible, the Department shall implement its Equal Employment Opportunity Plan to hire and promote qualified minority employees into vacant supervisory and management positions.
14. **Workers' Compensation Insurance.** Any necessary amounts appropriated above may be used to pay all expenses as authorized by V.T.C.A., Transportation Code, Section 201.106. The department is expressly authorized to employ a sufficient number of employees necessary to carry out the terms and provisions of said Act.
15. **Limitation on Residences.** None of the funds appropriated hereinabove may be expended for the purchase, construction, or maintenance of residences for employees of the Department of Transportation except maintenance camps in isolated areas and bridge tenders' buildings.
16. **Court Costs.** Any necessary amounts appropriated above may be used by the Department of Transportation to pay refunds authorized by law, and to pay court costs in suits involving the Department of Transportation. Such costs shall include payments for judgments, settlements, and other costs associated with right-of-way acquisition and inverse condemnation.
17. **License Plate Contracts.** Any necessary amounts appropriated above may be used by the Department of Transportation to reimburse the Department of Criminal Justice for the cost of manufacturing motor vehicle license plates, and the Department of Criminal Justice shall be reimbursed as license plates are delivered and invoices are rendered to the department. At the time manufacture is started, the General Services Commission shall fix a price to be paid per license plate, and shall use as the basis for such price the costs of steel, paints and other material purchased, and the inmate maintenance cost per day, and overhead expense, and miscellaneous charges, and the amount of profit previously approved for such work.
18. **License Plate Appropriation Balances.** Any unobligated balance of the appropriation remaining after the first year of the biennium for Strategy A.1.10., Registration and Titling, above which is intended for the purchase of vehicle license plates and vehicle registration validation stickers, may be used for the same purpose during the second year of the biennium.
19. **Payment of Fuel Taxes.** The Department of Transportation is authorized to pay directly to the Comptroller of Public Accounts, out of funds appropriated for operations and maintenance, any fuel taxes as required by law.
20. **Internal Audit.** The Department of Transportation shall maintain an internal auditing program in compliance with the provisions the Texas Internal Auditing Act, which shall incorporate, at a

**DEPARTMENT OF TRANSPORTATION**  
(Continued)

minimum, the assignment of an internal auditor at each district office and within each division of the Department. Each internal auditor assigned pursuant to this provision shall report either directly to the Commissioners of the Department of Transportation or to the internal auditor appointed pursuant to Section 2102.006, Government Code.

An internal auditor whose duty station is assigned pursuant to this provision may consider suggestions from a District Engineer in developing proposals for the Department's annual audit plan.

21. **Minimum Wage Contracts.** In contracting for maintenance and construction contract work with the private sector, the Department of Transportation shall require that contractors and subcontractors are paying all employees and contract labor at a rate at least equal to the federal minimum wage. The department shall withhold payments to contractors until their contractual obligations for paying employees and the contract labor have been fulfilled.
22. **Gross Weight and Axle Weight Fees.** Amounts collected from gross weight and axle weight fees are appropriated for distribution to counties as provided in V.T.C.A., Transportation Code, Section 621.353. All unexpended balances as of August 31, 1999 and all revenue received during the 2000-01 biennium are appropriated.
23. **Appropriation of Loan Fund Balances.** Balances, from the General Revenue Fund, and (estimated to be \$272,000) revenues accruing to the department's special aviation loan fund are hereby appropriated for the same purpose for the biennium beginning September 1, 1999.
24. **Appropriation: Grant Funds.** Any balances, from State Highway Fund 006 and estimated to be \$2,000,000 remaining as of August 31, 1999, of appropriations made to the department for airport development grants in House Bill No. 1, Acts of the Seventy-fifth Legislature, Regular Session, 1997, are reappropriated for the same purpose for the biennium beginning September 1, 1999.
25. **Transportation Fee Rates.** The Texas Department of Transportation shall maintain rules providing for the following transportation fees at the rates specified to defray a portion of the state's cost of registering "For Hire" Ground Transportation:

Vehicle Registration Fee	\$ 10.00
Specialized Motor Carrier	\$ 100.00
Insurance Filing Fee, per carrier	\$ 100.00
International Stamps, per trip/per vehicle	\$ 10.00

All fee collections are to be deposited into the General Revenue Fund.

26. **International Stamp Fees.** It is the intent of the Legislature that the Texas Department of Transportation shall collect the International Stamp Fees specified in Rider No. 25 above in a uniform, consistent and equitable manner at all points of entry along the Texas and Mexico border. All fee collections are to be deposited in the General Revenue Fund.

Only if an insurance agent elects to file evidence of a master liability policy under which temporary insurance policies are issued, or to issue temporary insurance, may the Department require an insurance agent to obtain international registration stamps as provided by Department rules.

27. **Appropriation: Motor Carrier Audit Fees.** The Texas Department of Transportation, under the provisions of Transportation Code, Chapters 643 and 645, may bill out-of-state trucking firms for all expenses relative to conducting motor carrier registration and insurance compliance audits. All audit proceeds are hereby appropriated to the Texas Department of Transportation

**DEPARTMENT OF TRANSPORTATION**  
(Continued)

and may be expended for the associated expenses in conducting audits. Employees performing out of state audits are authorized actual reimbursement of travel expenses.

28. **Appropriation: Tow Truck Registration.** Out of the funds appropriated above in Strategy A.1.10. Registration and Titling and pursuant to Transportation Code, Section 643.053 \$310,000 in fiscal year 2000 and \$310,000 in fiscal year 2001, from appropriated receipts, shall be used for the administration of the tow truck registration program.
29. **Coordination of Tourism and Travel Promotion.** It is the intent of the Legislature that the Texas Commission on the Arts, the Texas Historical Commission, the Texas Department of Economic Development, the Texas Department of Parks and Wildlife, and the Texas Department of Transportation coordinate their efforts and spending related to tourism and travel promotion. These agencies shall develop, maintain and adhere to a memorandum of understanding that details the specific travel and tourism objectives and responsibilities of each agency and continues to provide interagency coordination and support to achieve the objectives.
30. **Reimbursement of Advisory Committee Members.** Pursuant to Government Code, Chapter 2110, reimbursement of expenses for advisory committee members, out of the funds appropriated above, is limited to the following advisory committees:
  - Bicycle Advisory Committee
  - Aviation Advisory Committee
  - Public Transportation Advisory Committee
  - Port Authority Advisory Committee
31. **Interagency Agreements.** Out of funds appropriated in Strategy A.2.2., Travel Information, \$670,000 through interagency contracts with the Commission on the Arts and \$500,000 through interagency contracts with the Texas Historical Commission each fiscal year, shall be used to showcase the arts, culture, and historical diversity in Texas to promote tourism.
32. **Project Status.** The Department of Transportation shall provide to each member of the House and Senate, unless a member requests it not be provided, a status report on all highway construction projects, by legislative district, currently under contract or awaiting funding. The report shall include projects that would be funded fully or in part by state, federal, or toll funds. The report shall be filed prior to January 1, each fiscal year. In addition, 90 (ninety) days prior to any loan being granted by the department for any project, all members of the district shall be notified on the status of the project and how other projects in any district would be affected.
33. **Trust Fund 927.** The Department of Transportation is hereby authorized to receive and hold funds in Trust Fund 927 (county or political subdivision road participation account) from governmental and private entities for purposes of reimbursing Highway Fund 006 for expenses incurred with transportation projects, including highway and aviation.
34. **State Highway Fund Reimbursement.** To the extent that funds are made available from local governments under Transportation Code 22.055(b), the department is hereby appropriated amounts as necessary from State Highway Fund 006 for purposes authorized by Chapter 22 of the Texas Transportation Code. Funds made available to the department under Transportation Code 22.055(b) are to be used only for the purpose of reimbursing State Highway Fund 006.
35. **District Discretionary Funds.** Out of the funds appropriated above in Strategy A.1.3., Highway Construction, the Department of Transportation shall allocate a minimum of \$2 million for each district to the State District Discretionary Category each fiscal year.
36. **Travel Information.** If the department determines that it cannot meet anticipated production and distribution for the Texas State Travel Guide and related travel literature from funds

**DEPARTMENT OF TRANSPORTATION**  
(Continued)

appropriated in Strategy A.2.2., Travel Information, the department shall transfer sufficient funds to meet demand for each year of the biennium.

37. **Local Government Assistance.** The Texas Department of Transportation, pursuant to Texas Transportation Code, Section 201.706, may assist cities with the maintenance of city streets by providing engineering/maintenance expertise on roadway maintenance and when surplus materials are available, the department shall make available the surplus materials to any local government needing such materials.
38. **Full-time Equivalent: Summer Hire Program.** Full-time Equivalent (FTE) positions associated with the Summer Hire Program of the Department of Transportation, not to exceed 300 FTEs, shall be exempt from the Article IX provision establishing a limitation on state agency employment levels.
39. **Clothing Provision.** The department may provide a cleaning allowance for Travel Counselors not to exceed \$500 per year.
40. **Turnpike Authority Funds.** Out of the funds appropriated above in Strategy A.1.1, Plan/Design/Manage, any balances from General Revenue Account 5038-TxDOT Turnpike Authority and estimated to be \$12,325,000 remaining as of August 31, 1999, of appropriations made to the department to study, design, construct, operate, expand, enlarge, or extend a turnpike project as directed in S.B. 370, Acts of the Seventy-Fifth Legislature, Regular Session, 1997, shall be utilized for the same purpose for the biennium beginning September 1, 1999. Any unobligated balance of the appropriation remaining after the first year of the biennium in the General Revenue Account 5038-TxDOT Turnpike Authority shall be used for the same purpose during the second year of the biennium.
41. **Special License Plate Information.** Out of funds appropriated above to the Texas Department of Transportation in Strategy A.1.10 Registration and Titling, the agency shall include in the annual registration information sent to registrants, information on the departments special license plates.
42. **Reporting Requirements.** The Texas Department of Transportation shall provide a report to TxDot border district legislators and to the respective metropolitan planning organizations on department's trade transportation activities in such border districts during the 2000-2001 biennium. The department shall report annually with the initial report provided no later than January 1, 2000. The report shall also be provided to the Governor's Office of Budget and Planning and the Legislative Budget Board.
43. **Special Fund Balances.** Any fund balances from General Revenue Account 029, Traffic Safety, estimated to be \$2,377,053, and General Revenue Account 451, Public Transportation, estimated to be \$4,458,844, remaining as of August 31, 1999, shall be transferred to State Highway Fund No. 006.
44. **Trade Transportation Projects.** From funds appropriated above to the Texas Department of Transportation the department shall:
  - a. Consider significant increases to the department's North American Free Trade Agreement, NAFTA, Discretionary Fund;
  - b. Retain any funds replaced by allocation through section 1119 of the Transportation Equity Act for the 21<sup>st</sup> Century for use by the department on high priority trade transportation related projects;
  - c. Consider immediate relief from local contribution requirements for TxDot designated border trade transportation projects;

**DEPARTMENT OF TRANSPORTATION**  
(Continued)

- d. Consider allocating additional department resources to the planning, design and construction activities related to high priority border trade transportation projects in the border districts; and
  - e. Consider more aggressive State Infrastructure Bank loan terms for TxDot designated high priority trade transportation projects in the TxDot border districts.
45. **Border Trade Task Force.** The Texas Department of Transportation shall establish and lead a task force to define and develop a short term strategy for addressing the highest priority border trade transportation challenges. In addition, the department shall develop a position of border trade transportation Director and identify and appoint an appropriately qualified person to that position.
46. **Appropriation: Automobile Theft Prevention Funds.** Any balances, from the General Revenue Fund, remaining as of August 31, 1999, of the appropriations made herein to the department for auto theft prevention grants in House Bill No. 1, acts of the Seventy-fifth Legislature, Regular Session, 1997, (estimated to be \$700,000), are reappropriated for the same purposes for the biennium beginning September 1, 1999.
47. **Agency Coordination.** The Texas Department of Transportation and the Texas Natural Resource Conservation Commission shall coordinate their efforts on the acquisition and potential uses of crumb rubber and shredded tire pieces in the various phases of highway construction. The Texas Department of Transportation and the Texas Natural Resource Conservation Commission shall provide to the appropriate Legislative Committees a report on their progress by January 1, of each fiscal year.
48. **Projects for Traffic from International Trade.** The Department annually shall review its proposed road and maintenance projects to determine whether the projects and maintenance are adequate to allow for the projected impact of overweight trucks on state highways, resulting from international trade.
49. **Light Pollution.** None of the funds appropriated to the Texas Department of Transportation may be used to install or replace an outdoor lighting fixture located in Brewster, Jeff Davis, Pecos, Presidio or Reeves county unless:
- a. the new or replacement outdoor lighting fixture is a fully shielded outdoor lighting fixture that allows no direct light to travel upward into the night sky if the rated output of the outdoor lighting fixture is greater than 1,800 lumens; or
  - b. full consideration has been given to conserving energy, reducing glare, preserving the natural night environment, and minimizing night sky glow caused by the scattering of artificial light in the atmosphere.
  - c. Subsections a or b do not apply if:
    - (1) a federal law, rule, or regulation preempts state law;
    - (2) the outdoor lighting fixture is used on a temporary basis because emergency personnel require additional illumination for emergency procedures;
    - (3) the light is necessary for special events or situations, including night-time construction, which require additional illumination; or
    - (4) a compelling safety interest exists that cannot be addressed by another method.

**DEPARTMENT OF TRANSPORTATION**  
(Continued)

50. **Purchase Rail.** Out of non-constitutionally dedicated State Highway Fund 006 dollars transferred from the Texas Department of Criminal Justice (TDCJ) to the Texas Department of Transportation (TxDoT), \$6,000,000 shall be used to purchase the rail located on rail right-of-way currently owned by TxDoT. This rail is part of a rail line on rail right-of-way owned by TxDoT extending from Coleman County and ending on an international border in Presidio, Texas.
51. **Oil Overcharge Funds for Public Transportation.** Out of oil overcharge funds appropriated in Article I, in the Comptroller of Public Accounts - Fiscal Programs, for Public Transportation \$6,634,146 shall be allocated to small urban providers and \$7,167,719 to rural providers to be distributed as provided by V.T.C.A., Transportation Code, Section 456.024.

**TEXAS WORKFORCE COMMISSION**

	For the Years Ending August 31, 2000	August 31, 2001
--	--	--------------------

**A. Goal: COMMUNITIES ASSISTANCE**

To support a statewide service delivery and evaluation system that assists local communities to identify and meet the workforce needs of employers and workers of the state.

**Outcome (Results/Impact):**

Percent of Local Workforce Development Board Members Trained Within 90 Days of Member Beginning Service on the Board	100%	100%
Percent of Businesses Inspected Not In Violation of Child Labor Law	95%	95%
Percent of Unemployment Insurance Claimants Paid Timely	97%	97%
Percent of Unemployment Insurance Dispute Cases Resolved With Lower Appeal	80%	80%
Average Wait Time on Hold for Clients Filing Unemployment Insurance Initial Claims Using Tele-Centers	5	5
Percent of Local Workforce Development Boards With No Level II and III Sanctions During the Previous Fiscal Year	95%	95%

<b>A.1.1. Strategy: LOCAL PROGRAM ASSISTANCE</b>	\$ 2,258,081	\$ 2,258,081
--	--------------	--------------

Provide policy development and offer technical - assistance and training to local workforce development area officials, boards and staff as they develop and implement local service delivery plans.

**Output (Volume):**

Number of On-Site Technical Assistance Visits	170	170
Number of One-Stop for Service Career Development Centers Operated by TWC or LWDB.	70	93

<b>A.1.2. Strategy: INTEGRATED INFORMATION SERVICES</b>	\$ 8,288,257	\$ 7,993,737
---	--------------	--------------

Operate a statewide automated system to collect, research, analyze, disseminate and integrate labor market and workforce information to support service delivery and informed decision making in Texas by individuals, business, labor, local workforce development boards, educational institutions, state and local officials, and other interested groups.



**TEXAS WORKFORCE COMMISSION**  
(Continued)

<b>Output (Volume):</b>			
Number of Labor Market Information Requests Closed		112,000	112,000
<b>A.2.1. Strategy: UNEMPLOYMENT INSURANCE</b>	\$	81,400,909	\$ 81,600,909
Provide monetary assistance to eligible Texans during times of unemployment through a system of tax collection, benefits payment, and impartial dispute resolution.			
<b>Output (Volume):</b>			
Number of Initial Unemployment Insurance Claims Filed		792,361	792,361
<b>Efficiencies:</b>			
Average Time to Process Initial Unemployment Insurance Claim		20	20
<b>A.2.2. Strategy: ENFORCEMENT: WAGE, CHILD LABOR</b>	\$	3,376,927	\$ 3,376,927
Assist workers in obtaining payment of wages due and protect children from exploitation in the workplace.			
<b>Output (Volume):</b>			
Number of On-Site Inspections Completed for Child Labor Law Compliance		2,500	2,500
<b>A.2.3. Strategy: PROGRAM MONITORING AND COMPLIANCE</b>	\$	<u>3,766,760</u>	<u>\$ 3,710,915</u>
Monitor and evaluate compliance of local area service delivery for fiscal accountability and program effectiveness through on-site visits and audits, and ensure veterans and students of proprietary schools receive appropriate instruction.			
<b>Output (Volume):</b>			
Number of On-Site Monitoring Reviews of Contractors Conducted		74	74
<b>Total, Goal A: COMMUNITIES ASSISTANCE</b>	\$	<u>99,090,934</u>	<u>\$ 98,940,569</u>

**B. Goal: EMPLOYEE ASSISTANCE**

To support a system that enables individuals to prepare themselves to obtain and retain employment.

**Outcome (Results/Impact):**

Percent of Employment Services Job Openings Filled	55%	55%
Percent of Enrollees (Seniors) Placed in Unsubsidized Employment	24%	24%
Percent of Choices Participants Who Enter Employment	50%	50%
Percent of Choices Participants Entering Employment Whose Salary Is Above Minimum Wage	95%	95%
Percent of Food Stamp Employment and Training Participants Who Enter Employment	35%	35%
Percent of JTPA Title II/III (Adult) Participants Who Entered Employment	78%	79%
Percent of JTPA Title II Participants on TANF	24%	24%
Percent of Reintegration of Offenders (RIO) Clients Who Entered Employment	77%	77%
Percent of Clients Entering Employment After TWC Service	57%	58%
Percent of Clients With Earnings Gains	41%	41%
Percent of Job Placements Employed One Year Later (Choices)	50%	50%
Choices Participation Rate for Two-Parent Families	90%	90%
Choices Participation Rate for All Families	40%	45%
Percent of Child Care Management System (CCMS) Vendors Who Have Met Designated Vendor Criteria	39%	39%

**TEXAS WORKFORCE COMMISSION**  
(Continued)

Percent of Apprenticeship Program Graduates With Jobs for Which They Were Trained	98%	98%
Percent of Case-Managed Communities-In-Schools (CIS) Participants Remaining in School	95%	95%
<b>B.1.1. Strategy:</b> GENERAL WORKFORCE CLIENTS	\$ 325,590,344	\$ 327,323,491
Offer employment and training services and volunteer resources through a locally based network of career development centers that assess needs and offer skills enhancement and employment assistance to individual clients.		
<b>Output (Volume):</b>		
Total Number of Clients Who Participated in General Workforce Programs	1,413,599	1,479,262
Number of JTPA Participants Served	94,400	94,400
<b>Efficiencies:</b>		
Average Cost per Individual Who Participated (All Programs)	258	255
<b>Explanatory:</b>		
Average Non-Agricultural Wage Identified in TWC Job Orders as a Percent of Average Non-Agricultural Wage Paid in Texas	53	53
<b>B.1.2. Strategy:</b> ADULT PUBLIC ASSISTANCE RECIPIENTS	\$ 134,524,011	\$ 134,524,011
Offer employment, training, transition and retention resources that enable adult public assistance recipients to become self-sufficient. Included in this strategy are TANF Choices (formerly JOBS), Food Stamp Employment and Training (E&T), and Local Innovation Grants.		
<b>Output (Volume):</b>		
Number of Clients Served Through Transportation Services: Choices and E&T	8,550	7,800
Number of Clients Served by Job Retention Services	1,459	1,459
Number of Clients Served by Local Innovation Projects	500	500
Number of Federal Choices Participants in Two-Parent Families Per Month	1,841	1,541
Number of Federal Choices Participants in All Families Per Month	11,833	11,157
Number of Clients Served by the Welfare-to-Work Funds	12,773	12,688
<b>Efficiencies:</b>		
Average Cost per Client Served in Component Activities: Choices	785	721
<b>Explanatory:</b>		
Number of Individuals in Two-Parent Families Subject to Work Requirements	2,045	1,712
Number of Individuals in All Families Subject to Work Requirements	29,583	24,794
<b>B.2.1. Strategy:</b> EARLY CHILD CARE	\$ 379,937,030	\$ 366,287,094
Provide access to child care for eligible children in low-income families to enable parents to work or attend school or training.		
<b>Output (Volume):</b>		
Average Number of Children Served per Day, Excluding Choices and E&T Services	78,080	77,959
Number of Children Served Through Child Care Services: Choices and E&T	11,031	10,748
<b>Efficiencies:</b>		
Average Cost per Child per Day for Child Care Services, Excluding Choices and E&T Services	13.05	13.44
Average Cost per Child per Day: Choices and E&T	15.74	16.21

**TEXAS WORKFORCE COMMISSION**  
(Continued)

<b>B.2.2. Strategy:</b> SCHOOL TO CAREERS	\$ 11,679,657	\$ 6,530,457
Offer funding to assist in the development of local school-to-careers initiatives that prepare young people for transition from the school environment to the labor market.		
<b>Output (Volume):</b>		
Number of Students Served Through State-Sponsored Apprenticeship Training Programs	2,762	2,900
Number of Employers Participating in School-To-Careers Network	1,250	2,000
 <b>B.2.3. Strategy:</b> COMMUNITIES IN SCHOOL	 <u>\$ 17,360,657</u>	 <u>\$ 17,360,657</u>
Provide funding, guidance and support, including training, referrals and monitoring, to local Communities-In-School program sites for services for at-risk students.		
<b>Output (Volume):</b>		
Number of Case-Managed Students Participating in Communities-In- Schools (CIS) Program	39,924	40,922
 <b>Total, Goal B: EMPLOYEE ASSISTANCE</b>	 <u>\$ 869,091,699</u>	 <u>\$ 852,025,710</u>

**C. Goal: EMPLOYERS**

To identify and respond to the workforce needs of Texas employers and industry.

**Outcome (Results/Impact):**

Percent of Skills Development Fund Trainees Securing Employment With Participating Businesses	95%	95%
Percent of Self-Sufficiency Trainees Securing Employment With Participating Businesses	85%	85%

**C.1.1. Strategy:** BUSINESS SVCS & SKILLS DEVELOPMENT

In partnership with business, labor unions, community organizations and educational institutions, administer funding to public community and technical schools for equipping individuals with skills identified as needed by business and industry.

**Output (Volume):**

Number of Skills Development Fund Trainees	12,713	12,713
--	--------	--------

**C.1.2. Strategy:** SELF-SUFFICIENCY FUND

In partnership with business, labor unions, community organizations and educational institutions, administer funding to public community colleges and technical schools for skills needs assessment and for equipping adult TANF recipients with skills needed by business and industry.

**Output (Volume):**

Number of Clients Served by the Self-Sufficiency Fund	3,600	3,600
---	-------	-------

**Total, Goal C: EMPLOYERS**

<u>\$ 11,987,717</u>	<u>\$ 11,987,717</u>
----------------------	----------------------

**D. Goal: INDIRECT ADMINISTRATION**

Indirect Administrative and Support Costs.

**D.1.1. Strategy:** CENTRAL ADMINISTRATION

\$ 9,148,343	\$ 9,128,263
--------------	--------------

**D.1.2. Strategy:** INFORMATION RESOURCES

\$ 8,650,313	\$ 8,631,386
--------------	--------------

**TEXAS WORKFORCE COMMISSION**  
(Continued)

<b>D.1.3. Strategy:</b> OTHER SUPPORT SERVICES	\$ 4,871,868	\$ 4,861,162
<b>D.1.4. Strategy:</b> REGIONAL ADMINISTRATION	<u>\$ 2,896,055</u>	<u>\$ 2,896,055</u>
<b>Total, Goal D:</b> INDIRECT ADMINISTRATION	<u>\$ 25,566,579</u>	<u>\$ 25,516,866</u>
<b>Grand Total, TEXAS WORKFORCE COMMISSION</b>	<u><u>\$ 1,005,736,929</u></u>	<u><u>\$ 988,470,862</u></u>

**Method of Financing:**

General Revenue Fund	\$ 17,924,956	\$ 17,869,111
GR MOE for Temporary Assistance for Needy Families	27,745,141	27,745,141
GR for Child Care and Development Fund	33,906,571	33,906,571
GR Match for Welfare-to-Work Grant	8,571,073	8,571,073
Proprietary School Fees	<u>781,644</u>	<u>781,644</u>
Subtotal, General Revenue Fund	<u>\$ 88,929,385</u>	<u>\$ 88,873,540</u>
General Revenue Fund - Dedicated - Unemployment Compensation Special Administration Account No.165	4,905,180	4,905,180
Federal Funds	886,454,860	869,244,638
Appropriated Receipts	3,850,679	3,850,679
Interagency Contracts	<u>21,596,825</u>	<u>21,596,825</u>
Subtotal, Other Funds	<u>\$ 25,447,504</u>	<u>\$ 25,447,504</u>
<b>Total, Method of Financing</b>	<u><u>\$ 1,005,736,929</u></u>	<u><u>\$ 988,470,862</u></u>

<b>Number of Full-time Equivalent Positions (FTE)</b>	3,930.5	3,929.0
<b>Number of FTEs in Riders</b>	3.0	3.0

**Schedule of Exempt Positions**

Commissioner, Group 4	\$99,500	\$99,500
Commissioner, Group 4	(2) 97,000	(2) 97,000
Executive Director, Group 5	125,000	125,000

1. **Capital Budget.** None of the funds appropriated above may be expended for capital budget items except as listed below. The amounts shown below shall be expended only for the purposes shown and are not available for expenditure for other purposes. Amounts appropriated above and identified in this provision as appropriations either for "Lease Payments to the Master Lease Purchase Program" or for items with an "(MLPP)" notation shall be expended only for the purpose of making lease-purchase payments to the Texas Public Finance Authority pursuant to the provisions of V.T.C.S., Art. 601d, Sec. 9A. Upon approval from the Department of Information Resources, capital budgeted funds listed below under "Acquisition of Information Resources Technologies" may be used to lease information resources hardware and/or software versus the purchase of information resources hardware and/or software, if determined by commission management to be in the best interest of the State of Texas.

**TEXAS WORKFORCE COMMISSION**  
(Continued)

	2000	2001
Out of Workforce Commission Federal Account No. 5026:		
a. Repair or Rehabilitation of Buildings and Facilities	\$ 908,130	\$ 694,339
b. Acquisition of Information Resource Technologies		
(1) Enterprise Server Upgrade and Replacement	1,745,000	1,605,000
(2) Telecenter Infrastructure Upgrades	50,000	50,000
(3) Mainframe Storage Upgrade & Replacement	750,000	750,000
(4) LAN/WAN Area Upgrade & Replacement	1,100,000	1,100,000
(5) Enterprise Server Storage Replacement	400,000	400,000
(6) PC Infrastructure Refresh	1,000,000	1,000,000
(7) Mainframe System Software	400,000	300,000
(8) Mainframe Printer Replacement	0	450,000
(9) Enterprise Development Projects	104,000	54,000
(10) Enterprise Imaging Solution	318,080	132,920
(11) Special Projects Hardware and Software	400,000	400,000
(12) Hardware and Software Research and Evaluation	100,000	100,000
(13) T.W.I.S.T. Expansion	1,395,000	1,600,000
(14) Voice Response Unit Replacement	<u>\$ 800,000</u>	<u>\$ 700,000</u>
Total, Acquisition of Information Resource Technologies	<u>\$ 8,562,080</u>	<u>\$ 8,641,920</u>
c. Other Lease Payments to the Master Lease Purchase Program (MLPP Payments for 1996-97)	<u>\$ 5,829</u>	<u>\$ 466</u>
Total, Capital Budget	<u>\$ 9,476,039</u>	<u>\$ 9,336,725</u>
2. <b>Appropriation: Federal Funds.</b> All moneys granted to this state by the federal government for the administration of the Unemployment Compensation Act or which are now on deposit to the credit of any funds maintained by the State Comptroller, Treasury Operations for the Texas Workforce Commission, and any moneys received for the credit of such funds are hereby appropriated for the purposes authorized by the provisions of the Texas Unemployment Compensation Act and/or for the purposes for which such moneys were granted.		
3. <b>Section 903, Social Security Act Funds.</b>		
a. Out of amounts credited to this state's account in the Federal Unemployment Trust Fund under Section 903 of the Social Security Act, there is included in the appropriation above \$3,691,414 in each year of the biennium for withdrawal and use by the Texas Workforce Commission for the administration of the Texas Unemployment Compensation Act and its Public Employment Offices and telecenters. Said funds may be used to provide necessary office facilities and automated equipment, to include the purchase of land and construction of buildings, and the construction of improvements on property owned by the Texas Workforce Commission, including the cost of repairs and alterations to such property, and the purchase of computers and related peripheral equipment.		
b. Any amounts allocated by the federal government to the commission during fiscal year 2000 or fiscal year 2001 shall be used only to pay expenses incurred for the administration of the Texas Unemployment Compensation Act. These funds shall not be used by the		

**TEXAS WORKFORCE COMMISSION**  
(Continued)

commission for the payment of Unemployment Compensation benefits or the administration of its Public Employment Offices.

- c. No part of said amounts specified immediately above, herein appropriated out of amounts credited to this state's account in the Federal Unemployment Trust Fund under Section 903 of the Social Security Act, shall be expended after the close of the period covered by this Appropriation Act and any unused portion of such amounts shall, at such close, revert to this state's said account in the Federal Unemployment Trust Fund. The amount obligated pursuant to this act shall not exceed at any time the amount by which (a) the aggregate of the amounts transferred to the account of this state pursuant to Section 903 of the Social Security Act exceeds (b) the aggregate of the amounts obligated for administration and paid out for benefits and required by law to be charged against the amounts transferred to the account of this State.
4. **Appropriation: Petty Cash Funds.** The Texas Workforce Commission is authorized to establish and maintain petty cash funds in local offices for the purpose of reimbursing transportation costs for job training participants in accordance with the regulations of the agency or agencies granting such funds. Any and all such funds received by the Texas Workforce Commission are hereby appropriated for the purposes authorized and the Texas Workforce Commission is authorized to disburse such funds for the purposes for which they are granted.
5. **Authorization: Sale of Agency-owned Buildings and Land.** In order to ensure effective facility management in coordination with the local workforce development boards, the agency is hereby authorized to sell agency-owned buildings and land. Any such sale must be based on a finding by the commission that no other economically viable alternative exists, and specifically that operation within agency-owned or leased buildings would not be feasible. Furthermore, in order to accommodate sudden and unexpected fluctuations in federal funding, the agency is hereby authorized to sell agency-owned buildings and land as it deems necessary. The authority granted in this provision is contingent upon the filing of a written notice with the Governor's Office of Budget and Planning and the Legislative Budget Board at least 90 days prior to the planned date of sale and is subject to the disapproval of either office within 90 days after notification.
6. **Payment of Unemployment Benefits - State Agencies.** It is the intent of the Legislature that the Texas Workforce Commission charge the Comptroller of Public Accounts only for unemployment benefits paid based on wages earned from agencies appropriated funds under the General Appropriations Act, and that agencies outside the General Appropriations Act be maintained as individual reimbursing employers. .
7. **Smart Jobs Assessment.** On August 31 of each year the collection cost for the Smart Jobs assessment shall be transferred out of the Smart Jobs Fund 891 for the purpose of reimbursing the Federal Government for the cost of collecting the Smart Jobs Assessment. The amount of the transfer shall depend on the amount of the assessment transferred from the Smart Jobs Holding Fund 890 to the Smart Jobs Fund 891 and the tax collection cost methodology agreed to by the Texas Workforce Commission and the U.S. Department of Labor.
8. **Apprenticeship Program.** Out of the general revenue funds appropriated in Strategy B.2.2., School to Careers, the Texas Workforce Commission shall allocate \$1,400,000 each year of the biennium for the purpose of funding the Apprenticeship Program.
9. **Appropriation: Proprietary Schools.** Out of funds appropriated above in Strategy A.2.3., Program Monitoring and Compliance, the amount of \$781,644 in each year from fees collected from applications for certification of proprietary schools and registration fees for representatives of proprietary schools shall be allocated for proprietary school regulation. All fees collected for the tuition protection fund are hereby appropriated for the purposes of paying

**TEXAS WORKFORCE COMMISSION**  
(Continued)

expenses and refunds authorized by the commission under the provisions of Chapter 132 of the Education Code estimated to be \$75,000 per year.

10. **Federal Funds Appropriated.** The appropriations herein made may be used to match federal funds granted to the state for the payment of personal services, travel and other necessary expenses in connection with the administration and operation of a state program of public welfare services. The Texas Workforce Commission is hereby authorized to receive and disburse in accordance with plans acceptable to the responsible federal agency, all federal moneys that are made available (including grants, allotments, and reimbursements) to the state and retain their character as federal funds for such purposes and all fees authorized by federal law, and to receive, administer, and disburse federal funds for federal programs in accordance with plans agreed upon by the Texas Workforce Commission and the responsible federal agency, and such other activities as come under the authority of the Texas Workforce Commission, and such moneys are appropriated to the specific purpose or purposes for which they are granted or otherwise made available. Earned federal funds are not considered to be federal funds for the purpose of this section.
11. **Reappropriation of Federal and Local Funds.** All funds received by the commission from counties, cities, federal agencies and from any other local source during the 2000-01 biennium, and all balances from such sources as of August 31, 1999, are hereby appropriated for the biennium ending August 31, 2001, for the purpose of carrying out the provisions of this Act.
12. **Unexpended Balances for Child Care Funds.** It is the intent of the Legislature that any additional federal funds received as a result of current efforts to obtain child care funds, be used for child care. Except as otherwise provided, all unexpended and unobligated balances in the area of child care remaining from appropriations for the first year of the biennium to the Texas Workforce Commission are reappropriated to the commission for the purpose of drawing down all available federal funds for child care.
13. **Donated Purchase Agreements.** In order to maximize the availability of state matching funds for federal child care funds and to encourage local child care planning and match participation, the commission shall use donated purchase agreements and other funding mechanisms, to the extent allowed by federal law and regulations.
14. **Maximization of Personal Responsibility and Work Opportunity Reconciliation Act Funds.** It is the intent of the Legislature that the Texas Workforce Commission cooperate with cities, non-profit organizations, the Texas Education Agency and local school districts to obtain local match necessary to maximize federal funds for child care. Necessary system and accounting system changes to effect this intent are authorized.
15. **Cancellation of Leases.** No funds appropriated under this Act may be expended by the Texas Workforce Commission for leased office or building space where the Texas Workforce Commission determines that the leased office space is no longer needed as a result of the implementation of House Bill 1863 of the Seventy-fourth Legislature, Regular Session, 1995. Prior to the cancellation of any leases under this section, the commission shall:
  - a. Provide written notice to the lessor at least 90 days prior to the date of lease cancellation; and
  - b. Make efforts to identify other state agencies and local workforce development boards as potential lessees.
16. **National Community Service Act Programs.** Out of funds appropriated above in Strategy B.1.1., General Workforce Clients, the Texas Workforce Commission shall allocate \$700,000 in each year of the biennium for the purpose of meeting state matching requirements of federal dollars for National Community Service Act programs.

**TEXAS WORKFORCE COMMISSION**  
(Continued)

17. **Veterans Education Program.** Out of funds appropriated above in Strategy A.2.3., Program Monitoring and Compliance, the Texas Workforce Commission shall allocate \$180,000 in each year of the biennium for the purposes of automation, services, training and other indirect expenses for the Veterans Education Program.
18. **Advance Payments Revolving Fund.** With funds appropriated above, the State Comptroller shall maintain a separate account from which advance payments may be made for programs or projects under which the Texas Workforce Commission has contracted for child care services. From its current appropriation authority, the Texas Workforce Commission is authorized to maintain a revolving fund and to make transfers into and out of separate accounts in accordance with the provisions of Human Resources Code, Section 22.002, Subsection g, as mentioned.
19. **Method of Financing: Wage Assistance and Child Labor Protection.** The appropriations above include \$3,376,927 in 2000 and \$3,376,927 in 2001 from the Unemployment Compensation Special Administration Account 165 for Strategy A.2.2., Enforcement: Wage, Child Labor for the purpose of enforcing the Wage Assistance and Child Labor Protection programs pursuant to Chapters 51, 61, and 63 of the Labor Code. In no event shall this provision be construed as an appropriation in excess of the amount appropriated above to the Texas Workforce Commission.
20. **Project RIO.** It is the intent of the Legislature that the Texas Workforce Commission, the Texas Department of Criminal Justice, and the Texas Youth Commission together enhance the effectiveness of Project RIO by improving cohesive program delivery among the three agencies. The agencies shall together develop and implement a strategic plan for the implementation of a more cohesive and effective Project RIO program which will emphasize necessary skill development, rehabilitation and appropriate assessment of the offender prior to inmate release. Not later than March 1, 2000, the strategic plan, jointly prepared by the three agencies, and including specific strategies, measures, timeframes for program improvement, and a methodology for program evaluation, shall be submitted to the Legislative Budget Board and the Governor. With regards to appropriations for Project RIO, while total project funds are appropriated to the Texas Workforce Commission, interagency contracts are to be maintained during the 2000-01 biennium with the Texas Department of Criminal Justice and the Texas Youth Commission at no less than the funding and performance levels maintained as of August 31, 1999.
21. **Meeting Federal Work Participation Rates.** Federal Temporary Assistance for Needy Families (TANF) funds appropriated in Strategy B.1.2., Adult Public Assistance Recipients, shall be used for programs described in House Bill 1863, Seventy-fourth Legislature, Regular Session, including life skills or job readiness training, individual or group job search, business internship, on-the-job training, community or volunteer work experience, subsidized employment assistance, parent skills training, employment skills training, education and literacy training. The Texas Workforce Commission shall develop and implement a strategic plan to achieve the federal work participation rate for two-parent families. No later than December 1, 1999 the strategic plan, including specific strategies, measures, time frames for program improvement, and a methodology for program evaluation, shall be submitted to the Legislative Budget Board and the Governor.
22. **Earned Income Tax Credit Assistance.** Out of funds appropriated above, the Texas Workforce Commission shall assist recipients of Temporary Assistance for Needy Families (TANF) who become employed, and other low-income workers who may qualify for the credit under federal income and other requirements, to apply for the federal Earned Income Tax Credit.
23. **Employment and Child Care Programs in Rural Areas.** It is the intent of the Legislature that the Texas Workforce Commission and Local Workforce Development Boards cost-effectively expand the availability of employment and child care programs into rural areas.



**TEXAS WORKFORCE COMMISSION**  
(Continued)

24. **Adult Education and Literacy Training.** Out of funds appropriated above in Strategy B.1.2., Adult Public Assistance Recipients, the Texas Workforce Commission, or certified Local Workforce Development Boards that have a local plan approved by the Governor, shall use \$2,500,000 each year of the biennium to provide basic education and literacy training for recipients of Temporary Assistance for Needy Families (TANF) which meet the requirements of the Texas Education Code for Adult Education Programs. A portion of these funds shall be used to contract with community-based organizations with a minimum of two years prior experience as a literacy provider.
25. **Investment in Long-term Success for TANF Recipients.** Out of funds appropriated above in Strategy B.1.2, Adult Public Assistance Recipients, \$4,000,000 of Temporary Assistance for Needy Families (TANF) federal funds in each year of the biennium shall be used to invest in long-term success employment strategies for TANF recipients. The funds shall be used for the following purposes:
  - a. \$3,000,000 in each year of the biennium to fund job retention and re-employment services for TANF recipients; and
  - b. \$1,000,000 in each year of the biennium to fund local innovation grants, including a microenterprise development program administered centrally by the Texas Workforce Commission. Local innovation grants could also support proposals that offer training for non-traditional jobs or address particular barriers to work such as transportation.
26. **Communities in Schools Services for TANF Recipients.** Out of funds appropriated above in Strategy B.2.3., Communities in Schools, \$4,000,000 in each year of the biennium shall be used to provide services to recipients of Temporary Assistance for Needy Families.
27. **Continuing Education.** Recipients of child care service benefits who are 17 years of age or older with a high school diploma or G.E.D. and who wish to acquire an Associate Degree shall continue to be eligible for child care service benefits for a period not to exceed four years for an educational program if that program will prepare the recipient for a job in a high demand occupation with an upward career path as determined by a Local Workforce Development Board. The Local Workforce Development Board may determine the duration of child care assistance for a recipient in an educational program based on that individual's progress toward completing the program.
28. **Priority for TANF Recipients.** To the extent allowed under federal law, the Texas Workforce Commission and Local Workforce Development Boards shall give priority to recipients of Temporary Assistance for Needy Families (TANF) for training, employment services and child care funded by the Job Training Partnership Act (JTPA). The commission shall report annually to the Legislative Budget Board and the Governor's Office of Budget and Planning expenditures used for TANF recipients, the number of TANF recipients served with JTPA funds, and their outcomes.
29. **Job Training Courses.** It is the intent of the Legislature that the primary objective of the job training courses provided under Strategy B.1.1., General Workforce Clients, is to teach job skills adequate for employment in the community. While English as a Second Language (ESL) may provide additional benefit to trainees, it may not be substituted for job training classes.
30. **Reallocation of Personnel.** Except for those instances when a Local Workforce Development Board contracts with the Texas Workforce Commission to provide services, it is the intent of the Legislature that the Texas Workforce Commission reduce the number of its employees in proportion to the transfer of funds to be expended by the Local Workforce Development Boards.

**TEXAS WORKFORCE COMMISSION**  
(Continued)

31. **Choices Program.** Any balances on hand may be carried forward from fiscal year 2000 to fiscal year 2001 to accomplish program requirements.
32. **Limitation on Administrative Expenditures for the Communities in Schools Program.** No more than 10 percent of funds appropriated to the Texas Workforce Commission for the Communities in Schools program may be used by the commission to administer the program.
33. **Assistance Registration and Eligibility Determination.** To the extent possible it is the intent of the Legislature that if the Texas Workforce Commission and/or the Department of Human Services require applicants for Temporary Assistance for Needy Families (TANF) assistance to register with the commission before the Department of Human Services can determine their eligibility for benefits, then the registration/orientation for TANF applicants shall be provided at the Department of Human Services offices where the eligibility determination of TANF recipients occurs.
34. **Welfare-to-Work Grant.** Of the General Revenue amounts appropriated above in Strategy B.1.2., Adult Public Assistance Recipients, for the purpose of matching the federal Welfare-to-Work grant, \$9,368,971 in fiscal year 2000 and \$9,368,971 in fiscal year 2001, is contingent on certification by the Chair of the Texas Workforce Commission that the commission has met all accountability and performance measure reporting requirements established by the Comptroller of Public Accounts, the Legislative Budget Board and the Governor. The certification required by this provision shall be submitted quarterly to the Comptroller of Public Accounts, the Legislative Budget Board and the Governor. The Comptroller of Public Accounts, the Legislative Budget Board, and the Governor may establish accountability and performance measure reporting requirements to carry out this provision. During any quarter of the fiscal year, no more than one-fourth of the state matching funds for the federal Welfare-to-Work grant appropriated for use during that fiscal year may be expended by the Texas Workforce Commission without the approval of the Legislative Budget Board and the Governor.
35. **Core Measures Report.** The Texas Workforce Commission shall submit a quarterly report to the Legislative Budget Board and the Governor on agency performance according to the Core Measures adopted on May 27, 1994 by the Texas Council on Workforce and Economic Competitiveness, as modified. Each report shall be submitted with the agency's quarterly performance report and must be accompanied by supporting documentation as specified by the Legislative Budget Board and the Governor.
36. **Expenditure Report.** The Texas Workforce Commission shall submit a quarterly report to the Legislative Budget Board and the Governor on expenditures for each agency program by each Local Workforce Development Board and by the Texas Workforce Commission. Each report shall be submitted with the agency's quarterly ABEST/USAS reconciliation and must be accompanied by supporting documentation as specified by the Legislative Budget Board and the Governor.
37. **Skills Development and Self-Sufficiency Fund Report.** The Texas Workforce Commission shall submit a quarterly report to the Legislative Budget Board and the Governor on contracts executed by the commission, expenditures, program participants, and closed contracts for each Skills Development Fund and Self-Sufficiency Fund contract. Each report shall be submitted with the agency's quarterly ABEST/USAS reconciliation and must be accompanied by supporting documentation as specified by the Legislative Budget Board and the Governor.
38. **Contracts for Purchase of Client Services.** No funds appropriated to the Texas Workforce Commission may be utilized for contracts for the purchase of program-related client services unless:
  - a. such contracts include clearly defined goals, outputs, and measurable outcomes which directly relate to program objectives;

## TEXAS WORKFORCE COMMISSION

(Continued)

- b. such contracts include clearly defined sanctions or penalties for noncompliance with contract terms and conditions;
  - c. such contracts specify the accounting, reporting, and auditing requirements applicable to funds received under the contract;
  - d. the agency has implemented a formal program using a risk assessment methodology to monitor compliance with financial and performance requirements under the contract, including a determination of whether performance objectives have been achieved; and
  - e. the agency has implemented a formal program to obtain and evaluate program costs information to ensure that all costs, including administrative costs, are reasonable to achieve program objectives.
39. **Additional Federal Funds.** No appropriation of federal funds in addition to the estimated amounts above may be expended by the Texas Workforce Commission unless:
- a. the Texas Workforce Commission files a finding of fact along with a written plan outlining the use and projected impact of the funds on performance measures with the Legislative Budget Board and the Governor that additional appropriations are required to maintain adequate levels of program performance; and,
  - b. neither the Legislative Budget Board nor the Governor issues a written disapproval within 15 days of the receipt of the finding of fact and the written plan, which should not prohibit the agency from responding in an emergency.
40. **Workforce Commission Expenditure Report.**
- a. In every local workforce development area where the Texas Workforce Commission has an office or field employees that participate in a state or federally funded workforce program, the office or field employee supervisor shall, no later than ninety (90) days after the close of each fiscal year, provide the local workforce development board for that area with an accounting of all expenditures by that office or for those field employees, for the preceding fiscal year, associated with the delivery of services in that area.
  - b. The accounting required by this provision shall include:
    - (1) the salary and benefits of each employee of the commission who works in the area;
    - (2) the indirect cost for regional and state administration, including payroll, supervisory, and other administrative costs;
    - (3) the values or rental cost of any building and all equipment owned or leased by the commission;
    - (4) the number of commission employees assigned to each major function of the delivery of workforce development services and the overall salary expenditure attributable to each major function;
    - (5) the training cost incurred by the commission, including travel costs related to training; and
    - (6) any other costs associated with the delivery of services in the area.
  - c. The information required to be reported by this provision shall be prepared in accordance with rules established by the Council on Workforce and Economic Competitiveness and the Texas Workforce Commission.
41. **Child Care Resource and Referral.** Out of funds appropriated above in Strategy B.2.1, Early Child Care, the Texas Workforce Commission shall use \$1,000,000 in each fiscal year of the biennium to contract with governmental entities, non-profit agencies, or community-based

**TEXAS WORKFORCE COMMISSION**  
(Continued)

organizations to provide a network of child care consumer education services through resource and referral agencies.

**42. Contingency Appropriation: State Regulatory Response.**

- a. Contingent upon a finding of fact by the Texas Workforce Commission that the number of proprietary school inspections required for the proprietary school industry under the jurisdiction of the Texas Workforce Commission, increases to a point where additional appropriations are required to maintain adequate regulation of the industry, the Texas Workforce Commission is hereby appropriated out of fee revenues collected by the department an amount not to exceed \$143,356 for fiscal year 2000 and \$143,356 for fiscal year 2001 and the "Number of Full-time Equivalent Positions (FTE)" figure indicated above is hereby increased by no more than 3 for fiscal year 2000 and 3 for fiscal year 2001.
- b. None of the funds appropriated in item (a) above may be expended by the Texas Workforce Commission unless the Texas Workforce Commission files a finding of fact with the Governor and the Legislative Budget Board and neither the Governor nor the Legislative Budget Board issues a written disapproval within 30 days of the receipt of the finding of fact.
- c. The appropriations in item (a) are also contingent upon the Texas Workforce Commission generating sufficient additional fee revenues to cover these contingency appropriations and related employee benefits, and providing such information as may be deemed necessary by the Comptroller of Public Accounts to issue a finding of fact that the increased revenues will be available to fund the increased appropriation. These increased revenues must exceed \$890,000 (Object Code 3509) in each fiscal year of the biennium contained in the Comptroller of Public Accounts' Biennial Revenue Estimate for 2000 and 2001.

**43. Training Our Teachers Program.** Out of funds appropriated above in Strategy B.2.1., Early Child Care, \$2,000,000 for the biennium shall be allocated from the Child Care and Development Fund administered by the Texas Workforce Commission for the purposes of improving the quality of available child care through a child care professional training program. The funds will be designated for a scholarship and wage supplementation program for eligible child care workers who seek nationally recognized Child Care Associate or Child Care Professional credentials, or Level One College Certificates and Associate Degrees approved by the Texas Higher Education Coordinating Board and agree to work for a registered child care facility for at least two years after receiving the credentials.

**44. Contingent Appropriation for House Bill 2915.** Contingent upon the enactment of House Bill 2915, or similar legislation authorizing service level agreements and fees based upon options for information technology services with local workforce development boards or other entities, by the Seventy-sixth Legislature, Regular Session, the Texas Workforce Commission is hereby appropriated all fees collected under the service level agreements for the purpose of defraying costs incurred by the agency.

**45. Welfare-to-Work State Match.** It is the intent of the Legislature that funds be provided to match federal Welfare-to-Work grant funds during the grant period. To the extent allowed under federal law, the commission shall monitor expenditures to insure that the expenditure of matching funds and federal grant funds is reasonably consistent.

**46. Welfare-to-Work Plan.** It is the intent of the Legislature that the Texas Workforce Commission and local workforce development boards together maximize the effectiveness of the Welfare-to-Work grant program by providing cohesive service delivery to hard-to-employ clients. The Texas Workforce Commission and local workforce development boards shall together develop and implement a strategic plan to provide effective Welfare-to-Work program services. No later than December 1, 1999, the strategic plan, including specific service delivery strategies,

**TEXAS WORKFORCE COMMISSION**  
(Continued)

caseload estimates, performance measures, time frames for program implementation, and a methodology for program evaluation, shall be submitted to the Legislative Budget Board and the Governor.

47. **Transfer Authority and Limitation on TANF Appropriated for Child Care.** Contingent upon the projected achievement of federal work participation rates in each year of the biennium and receipt of General Revenue transferred from the Department of Human Services for matching federal Child Care and Development Funds, the following amounts of Temporary Assistance for Needy Families (TANF) appropriated above in Strategy B.2.1., Early Child Care, in lieu of Child Care and Development Funds, shall not be expended: \$15,064,019 in fiscal year 2000 and \$35,658,805 in fiscal year 2001. Unless otherwise directed by the Legislative Budget Board and the Governor, the commission shall transfer to the Department of Human Services up to \$19,599,299 of federal TANF equal to the amount of General Revenue received.
48. **Contingent Appropriation for House Bill 1689.** Contingent upon the enactment of House Bill 1689, or similar legislation establishing a college loan assistance program for early childhood child care workers, by the Seventy-sixth Legislature, Regular Session, \$747,650 of Temporary Assistance for Needy Families (TANF) transfer to Child Care and Development Fund funds out of funds appropriated above in Strategy B.2.1., Early Child Care, shall be transferred to the Office of the Comptroller's Child-Care Worker Student Loan Assistance Trust Fund for a loan assistance program to be administered by the Texas Higher Education Coordinating Board for the purposes of improving the quality of available child care.
49. **Contingency Appropriation: House Bill 3657.** Contingent upon the enactment of House Bill 3657, or similar legislation by the Seventy-sixth Legislature, Regular Session, transferring employment training investment assessment funds from Holding Account 890 to the Skills Development Fund, the Texas Workforce Commission is hereby appropriated \$12,466,939 in each year of the 2000-01 biennium in Strategy C.1.1., Business Services and Skills Development, and \$33,061 in each year of the 2000-01 biennium in Strategy D.1.1., Central Administration, from the General Revenue - Dedicated Skills Development Fund.

If \$12,500,000 is not available for transfer from Holding Account 890 to the Skills Development Fund in either year of the 2000-01 biennium, then General Revenue funds are appropriated in Strategy C.1.1., Business Services and Skills Development, and D.1.1., Central Administration, equivalent to \$12,500,000 total less the amount of General Revenue - Dedicated Skills Development Fund funding available.

The General Revenue appropriation made above shall be limited to the amount necessary to pay actual expenditures from the Skills Development Fund program less the amounts transferred from Holding Account 890 to the Skills Development Fund in each fiscal year.

**REIMBURSEMENTS TO THE UNEMPLOYMENT  
COMPENSATION BENEFIT ACCOUNT**

For the Years Ending	
August 31, 2000	August 31, 2001

**A. Goal: STATE'S UC REIMBURSEMENT**

To comply with statutory requirements concerning the reimbursement of the Unemployment Compensation Benefits Account No. 937 for unemployment compensation benefits paid to former employees of the State of Texas.

**A.1.1. Strategy: STATE'S UC REIMBURSEMENT**

Reimburse the Unemployment Compensation Benefit Account No. 937 for unemployment compensation benefits paid to former employees of the State of Texas.

	\$ 13,164,160	\$ 13,164,160
--	---------------	---------------

**Grand Total, REIMBURSEMENTS TO THE  
UNEMPLOYMENT COMPENSATION  
BENEFIT ACCOUNT**

	\$ 13,164,160	\$ 13,164,160
--	---------------	---------------

**Method of Financing:**

General Revenue Fund - Dedicated - Unemployment

Compensation Special Administration Account No.165

Other Special State Funds

	\$ 9,773,178	\$ 9,773,178
	3,390,982	3,390,982

**Total, Method of Financing**

	\$ 13,164,160	\$ 13,164,160
--	---------------	---------------

1. **Reimbursement to Fund No. 937.** Reimbursements to the Unemployment Compensation Benefit Account shall be made from funds appropriated above to the full extent of the amounts identified in the method of financing, plus amounts reimbursed in accordance with other provisions of this Act.
  
2. **Funding Source: Penalty and Interest Receipts.** Funds identified in the method of financing as General Revenue Fund-Dedicated-Unemployment Compensation Special Administration Fund Account No. 165 are appropriated from penalty and interest revenue for the purpose of paying that portion of the unemployment compensation benefits not paid by state agencies or institutions of higher education as prescribed by the section entitled Reimbursements For Unemployment Benefits of the General Provisions of this Act. Such revenue is defined as the penalty and interest receipts collected under Sections 213.021 and 213.022, Texas Labor Code, and authorized for the payment of unemployment compensation benefits to former state employees pursuant to Section 203.202, Texas Labor Code.

Unemployment compensation benefit costs that exceed the General Revenue Fund-Dedicated-Unemployment Compensation Special Administration Fund Account No. 165 amounts for each fiscal year shall be paid only from penalty and interest revenue.

## Retirement and Group Insurance

	For the Years Ending	
	August 31, 2000	August 31, 2001
<b>A. Goal: EMPLOYEES RETIREMENT SYSTEM</b>		
<b>A.1.1. Strategy: RETIREMENT CONTRIBUTIONS</b>	\$ 39,266,164	\$ 40,245,907
Provide an actuarially sound level of funding as defined by state law. Estimated		
<b>A.1.2. Strategy: GROUP INSURANCE</b>	<u>\$ 100,692,944</u>	<u>\$ 106,541,343</u>
Provide a basic health care and life insurance program for general state employees. Estimated		
 <b>Total, Goal A: EMPLOYEES RETIREMENT SYSTEM</b>	 <u>\$ 139,959,108</u>	 <u>\$ 146,787,250</u>
 <b>Grand Total, RETIREMENT AND GROUP INSURANCE</b>	 <u>\$ 139,959,108</u>	 <u>\$ 146,787,250</u>
 <b>Method of Financing:</b>		
General Revenue Fund, estimated	\$ 2,728,454	\$ 2,860,088
General Revenue Fund - Dedicated, estimated	1,775,195	1,842,740
State Highway Fund No. 006, estimated	108,808,306	114,195,493
Federal Funds, estimated	25,490,640	26,689,580
Other Special State Funds, estimated	<u>1,156,513</u>	<u>1,199,349</u>
 <b>Total, Method of Financing</b>	 <u>\$ 139,959,108</u>	 <u>\$ 146,787,250</u>

## Social Security and Benefit Replacement Pay

	For the Years Ending	
	August 31, 2000	August 31, 2001
<b>A. Goal: SOCIAL SECURITY/BENEFIT REPLACEMENT</b>		
To provide funding to the Comptroller of Public Accounts for Social Security Contributions and Benefit Replacement Pay.		
<b>A.1.1. Strategy: STATE MATCH -- EMPLOYER</b>	\$ 48,458,647	\$ 49,667,727
Provide an employer match for Social Security contributions. Estimated		
<b>A.1.2. Strategy: BENEFIT REPLACEMENT PAY</b>	<u>\$ 13,517,370</u>	<u>\$ 12,282,939</u>
Provide Benefit Replacement Pay to eligible employees. Estimated		
 <b>Total, Goal A: SOCIAL SECURITY/BENEFIT REPLACEMENT</b>	 <u>\$ 61,976,017</u>	 <u>\$ 61,950,666</u>
 <b>Grand Total, SOCIAL SECURITY AND BENEFIT REPLACEMENT PAY</b>	 <u>\$ 61,976,017</u>	 <u>\$ 61,950,666</u>

**Social Security and Benefit Replacement Pay**  
(Continued)

**Method of Financing:**

General Revenue Fund, estimated	\$ 2,042,373	\$ 2,041,062
General Revenue Fund - Dedicated, estimated	1,167,313	1,170,926
State Highway Fund No. 006, estimated	46,000,806	45,992,792
Federal Funds, estimated	12,138,050	12,114,750
Other Special State Funds, estimated	<u>627,475</u>	<u>631,136</u>
<b>Total, Method of Financing</b>	<b><u>\$ 61,976,017</u></b>	<b><u>\$ 61,950,666</u></b>

**Lease Payments**

For the Years Ending	
August 31,	August 31,
<u>2000</u>	<u>2001</u>

**Out of the General Revenue Fund:**

**A. Goal: FINANCE CAPITAL PROJECTS**

To provide funding to the General Services Commission for payment to Texas Public Finance Authority for the payment of revenue bond debt service requirements.

**A.1.1. Strategy: LEASE PAYMENTS**

\$ 208,524	\$ 216,862
<u>                    </u>	<u>                    </u>
	<b>&amp; U.B.</b>

Make lease payments to the Texas Public Finance Authority on facilities financed through the Texas Public Finance Authority.

**Grand Total, LEASE PAYMENTS**

<b><u>\$ 208,524</u></b>	<b><u>\$ 216,862</u></b>
--------------------------	--------------------------



**RECAPITULATION - ARTICLE VII  
BUSINESS AND ECONOMIC DEVELOPMENT  
(General Revenue)**

	For the Years Ending	
	August 31, 2000	August 31, 2001
Aerospace Commission	\$ 201,880	\$ 201,880
Economic Development, Texas Department of Rider Appropriations	24,603,729 37,000	24,615,730 37,000
Contingency Appropriations	157,200	132,200
Total	24,797,929	24,784,930
Housing and Community Affairs, Department of Rider Appropriations	12,148,227 <u>300,000</u>	12,493,004 <u>300,000</u>
Total	12,448,227	12,793,004
Lottery Commission	3,485,797	2,742,797
Transportation, Texas Department of Rider Appropriations	31,030,879 <u>972,000</u>	13,327,523 <u>                    </u>
Total	32,002,879	13,327,523
Texas Workforce Commission	88,929,385	88,873,540
Contingency Appropriations	143,356	143,356
Total	89,072,741	89,016,896
Reimbursement to the Unemployment Compensation Benefit Account		
Subtotal, Business and Economic Development	\$ 162,009,453	\$ 142,867,030
Retirement and Group Insurance	2,728,454	2,860,088
Social Security and Benefit Replacement Pay	2,042,373	2,041,062
Subtotal, Employee Benefits	\$ 4,770,827	\$ 4,901,150
Lease Payments	208,524	216,862
TOTAL, ARTICLE VII - Business and Economic Development	\$ 166,988,804	\$ 147,985,042

**RECAPITULATION - ARTICLE VII  
BUSINESS AND ECONOMIC DEVELOPMENT  
(General Revenue - Dedicated)**

	For the Years Ending	
	August 31, 2000	August 31, 2001
Aerospace Commission	\$	\$
Economic Development, Texas Department of Rider Appropriations	5,248,836	349,612
Total	<u>420,164</u>	<u>56,388</u>
	5,669,000	406,000
Housing and Community Affairs, Department of		
Lottery Commission	206,652,636	206,652,636
Contingency Appropriations	<u>100,000</u>	<u>100,000</u>
Total	206,752,636	206,752,636
Transportation, Texas Department of	12,909,423	598,171
Texas Workforce Commission	4,905,180	4,905,180
Rider Appropriations	75,000	75,000
Contingency Appropriations	<u>12,500,000</u>	<u>12,500,000</u>
Total	17,480,180	17,480,180
Reimbursement to the Unemployment Compensation Benefit Account	<u>9,773,178</u>	<u>9,773,178</u>
Subtotal, Business and Economic Development	<u>\$ 252,584,417</u>	<u>\$ 235,010,165</u>
Retirement and Group Insurance	1,775,195	1,842,740
Social Security and Benefit Replacement Pay	<u>1,167,313</u>	<u>1,170,926</u>
Subtotal, Employee Benefits	<u>\$ 2,942,508</u>	<u>\$ 3,013,666</u>
Lease Payments	<u>                    </u>	<u>                    </u>
<b>TOTAL, ARTICLE VII - Business and Economic Development</b>	<u><b>\$ 255,526,925</b></u>	<u><b>\$ 238,023,831</b></u>

**RECAPITULATION - ARTICLE VII  
BUSINESS AND ECONOMIC DEVELOPMENT  
(Federal Funds)**

	For the Years Ending	
	August 31, 2000	August 31, 2001
Aerospace Commission	\$	\$
Economic Development, Texas Department of Contingency Appropriations	9,141,357	5,579,610
Total	250,000	5,579,610
Housing and Community Affairs, Department of Lottery Commission	175,539,676	175,602,845
Transportation, Texas Department of	1,920,031,551	2,001,516,549
Texas Workforce Commission	886,454,860	869,244,638
Reimbursement to the Unemployment Compensation Benefit Account		e
Subtotal, Business and Economic Development	\$ 2,991,417,444	\$ 3,051,943,642
Retirement and Group Insurance	25,490,640	26,689,580
Social Security and Benefit Replacement Pay	12,138,050	12,114,750
Subtotal, Employee Benefits	\$ 37,628,690	\$ 38,804,330
Lease Payments		
TOTAL, ARTICLE VII - Business and Economic Development	\$ 3,029,046,134	\$ 3,090,747,972

**RECAPITULATION - ARTICLE VII  
BUSINESS AND ECONOMIC DEVELOPMENT  
(Other Funds)**

	For the Years Ending	
	August 31, 2000	August 31, 2001
	<u>                    </u>	<u>                    </u>
Aerospace Commission	\$ 10,000	\$ 10,000
Economic Development, Texas Department of Rider Appropriations	29,753,622	841,315
Contingency Appropriations	27,545,000	789,000
Total	<u>57,298,622</u>	<u>53,917,305</u>
Housing and Community Affairs, Department of Lottery Commission	13,580,241	13,252,815
Transportation, Texas Department of Rider Appropriations	2,381,398,968	2,245,784,847
Total	<u>2,000,000</u> <u>2,383,398,968</u>	<u>2,245,784,847</u>
Texas Workforce Commission Reimbursement to the Unemployment Compensation Benefit Account	25,447,504	25,447,504
	<u>3,390,982</u>	<u>3,390,982</u>
Subtotal, Business and Economic Development	<u>\$ 2,483,126,317</u>	<u>\$ 2,343,433,768</u>
Retirement and Group Insurance	109,964,819	115,394,842
Social Security and Benefit Replacement Pay	<u>46,628,281</u>	<u>46,623,928</u>
Subtotal, Employee Benefits	<u>\$ 156,593,100</u>	<u>\$ 162,018,770</u>
Lease Payments	<u>                    </u>	<u>                    </u>
Less Interagency Contracts	<u>\$ 30,396,477</u>	<u>\$ 30,396,478</u>
<b>TOTAL, ARTICLE VII - Business and Economic Development</b>	<u><u>\$ 2,609,322,940</u></u>	<u><u>\$ 2,475,056,060</u></u>

**RECAPITULATION - ARTICLE VII  
BUSINESS AND ECONOMIC DEVELOPMENT  
(All Funds)**

	For the Years Ending August 31, 2000	August 31, 2001
	<u>                    </u>	<u>                    </u>
Aerospace Commission	\$ 211,880	\$ 211,880
Economic Development, Texas Department of Rider Appropriations	68,747,544 28,002,164	31,386,267 882,388
Contingency Appropriations	<u>407,200</u>	<u>54,049,505</u>
Total	97,156,908	86,318,160
Housing and Community Affairs, Department of Rider Appropriations	201,268,144 <u>300,000</u>	201,348,664 <u>300,000</u>
Total	201,568,144	201,648,664
Lottery Commission	210,138,433	209,395,433
Contingency Appropriations	<u>100,000</u>	<u>100,000</u>
Total	210,238,433	209,495,433
Transportation, Texas Department of Rider Appropriations	4,345,370,821 <u>2,972,000</u>	4,261,227,090 <u>                    </u>
Total	4,348,342,821	4,261,227,090
Texas Workforce Commission Rider Appropriations	1,005,736,929 75,000	988,470,862 75,000
Contingency Appropriations	<u>12,643,356</u>	<u>12,643,356</u>
Total	1,018,455,285	1,001,189,218
Reimbursement to the Unemployment Compensation Benefit Account	<u>13,164,160</u>	<u>13,164,160</u>
Subtotal, Business and Economic Development	<u>\$ 5,889,137,631</u>	<u>\$ 5,773,254,605</u>
Retirement and Group Insurance	139,959,108	146,787,250
Social Security and Benefit Replacement Pay	<u>61,976,017</u>	<u>61,950,666</u>
Subtotal, Employee Benefits	<u>\$ 201,935,125</u>	<u>\$ 208,737,916</u>
Lease Payments	<u>208,524</u>	<u>216,862</u>
Less Interagency Contracts	<u>\$ 30,396,477</u>	<u>\$ 30,396,478</u>
TOTAL, ARTICLE VII - Business and Economic Development	<u>\$ 6,060,884,803</u>	<u>\$ 5,951,812,905</u>
Number of Full-time Equivalent Positions (FTE)	19,546.0	19,544.5



**ARTICLE VIII**  
**REGULATORY**

Section 1. The several sums of money herein specified, or so much thereby as may be necessary, are appropriated out of any funds in the State Treasury not otherwise appropriated, or out of special funds as indicated, for the support, maintenance, or improvement of the designated regulatory agencies.

**BOARD OF PUBLIC ACCOUNTANCY**

	For the Years Ending August 31, 2000	August 31, 2001
--	--	--------------------

**A. Goal: PUBLIC STANDARDS**

To establish standards in education, examination, and experience for Texas CPAs in the private and public sectors which will protect the public and meet the requirements for certification, licensing, and practice throughout domestic and international jurisdictions, but not necessarily restrict entry to the profession.

**Outcome (Results/Impact):**

Percentage of Accounting Firms Receiving Favorable Review	95%	95%
---	-----	-----

**A.1.1. Strategy: LICENSING**

	\$ 705,653	\$ 704,756
--	------------	------------

Manage a comprehensive licensing and examination program.

**Output (Volume):**

Number of Individuals Examined	9,249	8,740
--------------------------------	-------	-------

**Efficiencies:**

Average Licensing Cost per Individual License Issued	4.7	4.58
--	-----	------

Average Licensing Cost per Facility License Issued	3.24	3.15
--	------	------

**Explanatory:**

Total Number of Individuals Licensed	57,886	59,623
--------------------------------------	--------	--------

Total Number of Business Facilities Licensed	9,688	9,882
--	-------	-------

**A.1.2. Strategy: EXAMINATION**

	\$ 715,000	\$ 675,000
--	------------	------------

Purchase the Uniform CPA Examination from the American Institute of Certified Public Accountants (AICPA) to promote uniformity and reciprocity with other licensing jurisdictions and utilize AICPA grading services to ensure that all papers written by candidates are graded consistently. Estimated and non-transferable.

**A.2.1. Strategy: QUALITY REVIEW**

	\$ 71,886	\$ 71,507
--	-----------	-----------

Develop and implement a comprehensive quality review program for all accounting firms utilizing industry standards as the measure of competence and oversight through a Quality Review Oversight Board.

**Output (Volume):**

Number of Quality Reviews Conducted	1,822	1,858
-------------------------------------	-------	-------

**Total, Goal A: PUBLIC STANDARDS**

	\$ 1,492,539	\$ 1,451,263
--	--------------	--------------

**B. Goal: PROTECT PUBLIC/ENFORCEMENT**

To aggressively enforce state regulations relating to the accounting profession; ensure swift, fair, and effective

**BOARD OF PUBLIC ACCOUNTANCY**  
(Continued)

disciplinary action for violators of these standards; and require the re-education and rehabilitation of those violating these laws. To aggressively develop and implement high standards for the accounting profession in emerging issues as they relate to the welfare of the general public.

**Outcome (Results/Impact):**

Percent of Complaints Resulting in Disciplinary Action	32%	32%
--	-----	-----

**B.1.1. Strategy: ENFORCEMENT**

Operate a system of enforcement which includes investigating and resolving complaints and promulgating rules to effectuate the Public Accountancy Act of 1991.

**Output (Volume):**

Total Number of Major Cases Investigated	20	20
--	----	----

**Efficiencies:**

Average Time for Complaint Resolution	242	242
---------------------------------------	-----	-----

**C. Goal: PUBLIC EDUCATION**

To inform the public concerning board functions and the procedures by which complaints are filed, processed, and resolved so that citizens of Texas may better utilize CPA services and be protected from exploitation.

**C.1.1. Strategy: PUBLIC INFORMATION**

Develop and operate a coordinated system of public information to provide all interested parties information concerning the Public Accountancy Act of 1991, as well as board rules and procedures pertaining to qualification, examination, licensing, enforcement, and quality review.

**Output (Volume):**

Number of Written Responses to Other Licensing Authorities and the Public	2,680	2,814
---	-------	-------

**D. Goal: INDIRECT ADMINISTRATION**

**D.1.1. Strategy: INDIRECT ADMINISTRATION**

	\$ 743,210	\$ 743,942
--	------------	------------

**Grand Total, BOARD OF PUBLIC ACCOUNTANCY**

	<u>\$ 3,015,962</u>	<u>\$ 2,978,996</u>
--	---------------------	---------------------

**Method of Financing:**

General Revenue Fund	\$ 2,965,962	\$ 2,928,996
Appropriated Receipts	<u>50,000</u>	<u>50,000</u>

**Total, Method of Financing**

	<u>\$ 3,015,962</u>	<u>\$ 2,978,996</u>
--	---------------------	---------------------

**Other Direct and Indirect Costs Appropriated Elsewhere in this Act**

	\$ 628,442	\$ 635,194
--	------------	------------

**Number of Full-time Equivalent Positions (FTE)**

	43.0	43.0
--	------	------

**Schedule of Exempt Positions and Per Diem of Board Members**

Executive Director, Group 2	\$62,000	\$62,000
Per Diem of Board Members	16,000	16,000



**BOARD OF PUBLIC ACCOUNTANCY**  
(Continued)

1. **Appropriation for Major Cases.** Of amounts appropriated in Strategy B.1.1., Enforcement, \$200,000 is available each year of the biennium to be used only for the payment of services rendered by the Texas Attorney General's Office, for legal counsel, for expert witness fees, for other reasonable and necessary expenditures, and for expenditures of the Texas State Board of Public Accountancy, incurred in connection with the prosecution of "major cases" now pending before the Board or anticipated in the future. "Major cases" involve public accounting firms implicated in the audits of savings and loan organizations, financial institutions, insurance companies, and other cases of a major nature.
2. **Purchase of Examinations.** The amount appropriated above in Strategy A.1.2., Examination, shall be expended solely for the purpose of purchasing and grading of the Uniform CPA Examination from the American Institute of Certified Public Accountants.
3. **Reimbursement of Advisory Committee Members.** Pursuant to V.T.C.A., Government Code, Section 2110.004, reimbursement of expenses for advisory committee members, out of funds appropriated above, is limited to the following committees:

- Behavioral Enforcement
- Continuing Professional Education
- Licensing
- Major Case Enforcement
- Peer Assistance Oversight
- Quality Review
- Qualifications
- Committee on Board Rule Changes
- Technical Standards Review

4. **Contingent Revenue.** Of the amounts appropriated above to the Board of Public Accountancy, the amount of \$22,466 in fiscal year 2000 and \$23,243 in fiscal year 2001 is contingent on the Board of Public Accountancy assessing fees sufficient to generate, during the 2000-01 biennium, \$45,709 in excess of \$8,196,453, (Object Code 3175), contained in the Comptroller of Public Accounts' Biennial Revenue Estimate for 2000 and 2001. The Board of Public Accountancy, upon completion of necessary actions to assess or increase such additional fees, shall furnish copies of the Board of Public Accountancy's minutes and other information supporting the estimated revenues to be generated for the 2000-01 biennium under the revised fee structure to the Comptroller of Public Accounts. If the Comptroller finds the information sufficient to support the projection of increased revenues, a finding of fact to that effect shall be issued and the contingent appropriation shall be made available for the intended purposes.

**STATE OFFICE OF ADMINISTRATIVE HEARINGS**

For the Years Ending	
August 31, 2000	August 31, 2001

**A. Goal: ADMINISTRATIVE HEARINGS**

To provide Texas state agencies and citizens a fair and efficient administrative hearings and alternative dispute resolution process.

**Outcome (Results/Impact):**

Percentage of Participants Surveyed Expressing Satisfaction With the Overall Process

89%

89%

**STATE OFFICE OF ADMINISTRATIVE HEARINGS**  
(Continued)

<b>A.1.1. Strategy:</b> DOCKET MANAGEMENT	\$ 344,758	\$ 270,154
Provide timely review and processing of all requests.		
<b>Efficiencies:</b>		
Average Number of Days From Date of Request to Execution	1.5	1.5
<b>A.2.1. Strategy:</b> HEARINGS	\$ 4,201,512	\$ 4,237,668
Conduct hearings and prepare proposals for decision (PFDs) and proposed orders and final orders; monitor workloads of Administrative Law Judges (ALJs).		
<b>Output (Volume):</b>		
Number of Administrative License Revocation Cases Docketed and Decided	15,430	15,430
Number of Cases Disposed of	16,650	16,650
Number of Administrative Fine Cases Disposed of	325	325
<b>Efficiencies:</b>		
Average Cost per Administrative License Revocation Case Docketed and Decided	108	108
Average Cost per Natural Resources Division Hearing	3,300	3,300
Average Cost per Utilities Division Hearing	7,794	7,794
Average Time to Dispose of a Case (Median Number of Days)	200	200
<b>Explanatory:</b>		
Number of Cases Received	17,860	17,860
<b>A.3.1. Strategy:</b> ALTERNATIVE DISPUTE RESOLUTION	<u>\$ 175,176</u>	<u>\$ 177,678</u>
Conduct mediated settlement conferences, mediations, arbitrations and other alternative dispute resolution proceedings.		
<b>Efficiencies:</b>		
Average Cost per Alternative Dispute Resolution Proceeding	2,395	2,395
<b>Total, Goal A: ADMINISTRATIVE HEARINGS</b>	<u>\$ 4,721,446</u>	<u>\$ 4,685,500</u>
<b>B. Goal: INDIRECT ADMINISTRATION</b>		
<b>B.1.1. Strategy: INDIRECT ADMINISTRATION</b>	<u>\$ 957,530</u>	<u>\$ 960,205</u>
<b>Grand Total, STATE OFFICE OF ADMINISTRATIVE HEARINGS</b>	<u>\$ 5,678,976</u>	<u>\$ 5,645,705</u>
<b>Method of Financing:</b>		
General Revenue Fund	\$ 1,272,845	\$ 1,168,355
Appropriated Receipts	133,791	133,791
Interagency Contracts	<u>4,272,340</u>	<u>4,343,559</u>
<b>Total, Method of Financing</b>	<u>\$ 5,678,976</u>	<u>\$ 5,645,705</u>
<b>Number of Full-time Equivalent Positions (FTE)</b>	122.0	122.0
<b>Schedule of Exempt Positions</b>		
Chief Administrative Law Judge, Group 3	\$89,500	\$89,500
Deputy Chief Administrative Law Judge	77,500	77,500

1. **Capital Budget.** None of the funds appropriated above may be expended for capital budget items except as listed below. The amounts shown below shall be expended only for the purposes shown and are not available for expenditure for other purposes. Amounts appropriated above and identified in the provision as appropriations either for "Lease Payments to the Master

**STATE OFFICE OF ADMINISTRATIVE HEARINGS**  
(Continued)

Equipment Purchase Program” or for items with an “(MLPP)” notation shall be expended only for the purpose of making lease-purchase payments to the Texas Public Finance Authority pursuant to the provisions of V.T.C.S., Art. 601d, Sec. 9A.

	2000	2001
<b>Out of Interagency Contracts:</b>		
a. Acquisition of Information Resource Technologies		
(1) Personal Computers/Laptop Computers	\$ 46,500	\$ 37,500
Total, Capital Budget	\$ 46,500	\$ 37,500

2. **Interagency Contracts.** In executing interagency contracts with state agencies under the jurisdiction of the State Office of Administrative Hearings, the State Office of Administrative Hearings shall establish procedures which will allow agencies to establish a limitation on the aggregate billable amount for a fiscal year.
  
3. **Renegotiation of Lump Sum Contracts.** Appropriations made above to Strategy A.2.1., Hearings, include \$938,860 in fiscal year 2000 and \$938,860 in fiscal year 2001 to fund the Natural Resources Division for the purpose of conducting hearings for the Texas Natural Resource Conservation Commission, appropriations made above to Strategy A.2.1., Hearings, include \$711,593 in fiscal year 2000 and \$711,593 in fiscal year 2001 to fund the Utility Division for the purpose of conducting hearings for the Public Utility Commission of Texas, and appropriations made above to Strategy A.2.1., Hearings, include \$2,524,586 in fiscal year 2000 and \$2,489,295 in fiscal year 2001 to fund the Administrative License Revocation program for the purpose of conducting hearings for the Department of Public Safety. The State Office of Administrative Hearings, the Natural Resource Conservation Commission, the Public Utilities Commission and the Department of Public Safety may not enter into a contract for an amount less than the specified amounts herein above. If the State Office of Administrative Hearings determines, at the end of each fiscal year, that the amount paid under a contract exceeds the funding necessary for the division funded by that contract, it shall refund the difference. If the State Office of Administrative Hearings determines that these amounts are insufficient to fund either of the named divisions or the Administrative License Revocation program, the State Office of Administrative Hearings may enter into negotiations with the agencies named above in order to renegotiate an interagency contract in a manner which will provide additional funds to the State Office of Administrative Hearings, provided that the State Office of Administrative Hearings shall not be appropriated any state funds from such renegotiated interagency contracts until the State Office of Administrative Hearings gives prior written notice to the Legislative Budget Board and the Governor, accompanied by written permission of the affected agency.
  
4. **Benefit Collection.** Those state of Texas agencies that enter into contracts with the State Office of Administrative Hearings (SOAH), for the purpose of performing the hearings function, and make payments to SOAH from funding sources other than general revenue, must reimburse SOAH for employee benefit costs for salaries and wages. These reimbursements to SOAH will then be paid to the General Revenue Fund in proportion to the source of funds from which the respective salary or wage is paid.
  
5. **Contingency Appropriation.** Contingent on the enactment of legislation by the Seventy-sixth Legislature transferring the hearings functions of other state agencies to the State Office of Administrative Hearings (SOAH), or otherwise expanding the jurisdiction of the office, SOAH is hereby authorized to expend funds transferred to the office from those agencies or funds appropriated for the purpose of handling the expanded jurisdiction, pursuant to provisions elsewhere in this Act. Appropriations authorized pursuant to this provision may be expended only to implement the transferred functions or expanded jurisdiction.

**STATE OFFICE OF ADMINISTRATIVE HEARINGS**  
(Continued)

6. **Hearings Activity Report.** By May 1st and November 1st of each fiscal year, the State Office of Administrative Hearings shall submit to the Legislative Budget Board and the Governor's Office of Budget and Planning a report detailing hearings activity conducted during the prior two fiscal year quarters. The report shall indicate, for each agency served, the person hours allocated to the agency's cases and the cost, both direct and indirect, of conducting the hearings. The report shall also indicate, for each agency served, the number of cases received, the number of cases disposed of, the number of administrative fine cases disposed of and the median number of days between the date a case is received by the State Office of Administrative Hearings and the date the case is finally disposed of, during the reporting period.
7. **Interagency Contract for Administrative Law Judge Training.** Out of funds appropriated above, the State Office of Administrative Hearings shall enter into a contract in the amount of \$25,000 with the Texas Center for the Judiciary for training of Administrative Law Judges. Any amounts not expended as of August 31, 2000 are reappropriated for the fiscal year beginning September 1, 2000.
8. **Interagency Contract for Docket Management.** Out of funds appropriated above to Strategy A.1.1., Docket Management, the State Office of Administrative Hearings shall enter into a contract with the Office of Court Administration for the purpose of implementing a docket management system in the amounts of \$79,490 in fiscal year 2000.
9. **Billing Rate for Excess Workload.** Contingent on the referral to the State Office of Administrative Hearings of unanticipated levels of work by any agency for which the State Office of Administrative Hearings provided service during fiscal year 1998, the State Office of Administrative Hearings is authorized to bill that agency at a rate of \$90 per hour for each hour of work performed during each fiscal year of the biennium that exceeds by ten percent that agency's annual workload (case related hours) handled by the State Office of Administrative Hearings in fiscal year 1998. This rider applies only to agencies that have hearing costs paid through an appropriation of General Revenue to the State Office of Administrative Hearings based upon hearing costs from previous fiscal years.

**BOARD OF ARCHITECTURAL EXAMINERS**

For the Years Ending	
August 31, 2000	August 31, 2001

**A. Goal: REGISTRATION STANDARDS**

To establish and implement quality standards of professional education, internship, and examination for the registration of architects, landscape architects, and interior designers.

**Outcome (Results/Impact):**

Percent of Licensees with No Recent Violations	98%	98%
--	-----	-----

**A.1.1. Strategy: REGISTRATION & RENEWAL**

	\$ 688,041	\$ 675,983
--	------------	------------

Operate an efficient and comprehensive registration system, including initial registration by examination and reciprocity, and the continuing renewal of current registration.

**Output (Volume):**

Number of New Licenses Issued to Individuals	536	545
Number of Licenses Renewed (Individuals)	18,956	19,146

**BOARD OF ARCHITECTURAL EXAMINERS**  
(Continued)

<b>A.1.2. Strategy:</b> NATIONAL EXAMINATIONS	\$ 255,893	\$ 262,420
Purchase and grade national examinations. (Estimated and non-transferable)		

<b>Total, Goal A:</b> REGISTRATION STANDARDS	\$ 943,934	\$ 938,403
--	------------	------------

**B. Goal: EDUCATION & ENFORCEMENT**

To establish and implement an education/enforcement program to promote compliance with laws and rules; and to swiftly and assertively enforce all laws and rules relating to the practice of the profession of architecture, landscape architecture, and interior design to ensure that the public's health, safety, and property is protected from the irresponsible practice of these professions.

**Outcome (Results/Impact):**

Percent of Complaints Resulting in Disciplinary Action	25%	25%
--	-----	-----

<b>B.1.1. Strategy:</b> PUBLIC INFORMATION	\$ 78,690	\$ 84,986
--	-----------	-----------

Provide information to registrants, the public, building officials, and schools through mailings and presentations regarding architecture, landscape architecture, and interior design.

<b>B.2.1. Strategy:</b> ENFORCEMENT	\$ 211,962	\$ 224,939
-------------------------------------	------------	------------

Promptly act and proactively enforce all laws regulated by the Board of Architectural Examiners to safeguard the life, health, property and public welfare.

**Output (Volume):**

Complaints Resolved	630	630
---------------------	-----	-----

**Efficiencies:**

Average Cost per Investigation	395	395
--------------------------------	-----	-----

<b>Total, Goal B:</b> EDUCATION & ENFORCEMENT	\$ 290,652	\$ 309,925
---	------------	------------

**Grand Total, BOARD OF ARCHITECTURAL EXAMINERS**

	\$ 1,234,586	\$ 1,248,328
--	--------------	--------------

**Method of Financing:**

General Revenue Fund	\$ 1,228,223	\$ 1,241,455
Appropriated Receipts	<u>6,363</u>	<u>6,873</u>

**Total, Method of Financing**

	<u>\$ 1,234,586</u>	<u>\$ 1,248,328</u>
--	---------------------	---------------------

**Other Direct and Indirect Costs Appropriated Elsewhere in this Act**

	\$ 254,719	\$ 256,842
--	------------	------------

**Number of Full-time Equivalent Positions (FTE) Number of FTEs in Riders**

	18.0	18.0
	1.0	1.0

**Schedule of Exempt Positions and Per Diem of Board Members**

Executive Director, Group 2	\$60,000	\$60,000
Per Diem of Board Members	5,340	5,340

**BOARD OF ARCHITECTURAL EXAMINERS**  
(Continued)

1. **Fee Rates.** To provide for the recovery of costs for the preceding appropriations, the following fee rates are established pursuant to V.T.C.A., Government Code Chapter 316, Sections 316.041-316.045, to be effective during fiscal years 2000-01, beginning September 1, 1999 and September 1, 2000.

		<u>2000</u>		<u>2001</u>	
(1) NCARB Examination Fee	NTE	\$525	NTE	\$525	
(2) LARE Examination Fee	NTE	\$605	NTE	\$605	
(3) NCIDQ Examination Fee	NTE	\$655	NTE	\$655	

Any fee rates established or modified by the Board of Architectural Examiners during the 2000-01 biennium, other than those identified in this Act, shall be at the discretion of the Board as authorized by statute.

2. **Examination Fee for Architects.** The Board of Architectural Examiners may charge in excess of \$525 for the examination fee for architects provided: 1) the Board aggressively pursues actions to reduce the cost of the national examination fee; and 2) no later than August 1 of each fiscal year, the Board shall submit a report to the Legislative Budget Board which includes the actions taken by the Board to reduce the examination rate and the proposed fee to be charged effective September 1 of each fiscal year. In the event the Legislative Budget Board determines that the Board's efforts have not resulted in a reasonable examination fee, the Board of Architectural Examiners shall take appropriate steps to develop a state examination for architects.
3. **Contingent Revenue.** Of the amounts appropriated above to the Board of Architectural Examiners in Strategy A.1.1. Registrations and Renewal, the amount of \$53,056 in fiscal year 2000 and \$43,056 in fiscal year 2001 and for the purpose of hiring an additional investigator in Strategy B.2.1 Enforcement, the amount of \$43,000 in fiscal year 2000 and \$43,000 in fiscal year 2001 is contingent on the Board of Architectural Examiners assessing fees sufficient to generate, during the 2000-01 biennium, \$207,751 in excess of \$4,178,084, (Object Code 3175), contained in the Comptroller of Public Accounts' Biennial Revenue Estimate for 2000 and 2001. Also contingent on the Board of Architectural Examiners meeting the above revenue target, the "Number of Full-time Equivalent Positions (FTE)" figure indicated above is hereby increased by one in 2000 and one in 2001. The Board of Architectural Examiners, upon completion of necessary actions to assess or increase such additional fees, shall furnish copies of the Board of Architectural Examiners' minutes and other information supporting the estimated revenues to be generated for the 2000-01 biennium under the revised fee structure to the Comptroller of Public Accounts. If the Comptroller finds the information sufficient to support the projection of increased revenues, a finding of fact to that effect shall be issued and the contingent appropriation shall be made available for the intended purposes.
4. **Use of Temporary and Contract Workers.** It is the intent of the Legislature that the Board of Architectural Examiners reduce its use of temporary staffing service contracts in an amount equivalent to one full time employee, compared to the 1999 level of contracted employees.
5. **Appropriation of Unexpended Balances - In-State Exam Study.** Out of unexpended balances hereby appropriated, not to exceed \$25,000 for the biennium, the agency shall work in conjunction with other states to develop an action plan relating to the cost benefit analysis of developing a reciprocal in-state exam for architects. Said study shall include information relating to potential costs, implementation time-lines and a cost benefit analysis comparing all costs associated with developing, implementing and administering an in-state exam. The intent of this study is to develop an exam that provides significant costs savings for an in-state exam as compared to a national standardized exam. The agency shall report quarterly on the findings

**BOARD OF ARCHITECTURAL EXAMINERS**  
(Continued)

of the action plan to the Governor's Office of Budget and Planning and the Legislative Budget Board. The aforementioned report must be submitted to the Legislature on or before September 1, 2000.

**BOARD OF BARBER EXAMINERS**

	For the Years Ending	
	August 31, 2000	August 31, 2001
	<u>          </u>	<u>          </u>

**Out of the General Revenue Fund:**

**A. Goal: EXAMINE AND LICENSE**

To protect the consumer by ensuring that applicants for licensure receive a prescribed course of study from qualified instructors and that all licensees are informed of changes in the laws and rules governing barbering. To examine and license all qualified individuals.

**Outcome (Results/Impact):**

Percent of Licensees with no Recent Violations	98%	98%
--	-----	-----

**A.1.1. Strategy: LICENSING**

	\$ 176,271	\$ 176,271
--	------------	------------

Examine and license barbers, specialists, and teachers in Texas.

**Output (Volume):**

Number of New Licenses Issued to Individuals	924	990
Number of Licenses Renewed (Individuals)	9,000	9,250

**B. Goal: ENFORCEMENT**

To provide timely inspections of barber shops and barber schools; to enforce effectively the rules and regulations set forth and ensure the compliance of barber laws and regulations by the barber shops, specialty shops, schools and individual licensees. Additionally, to resolve complaints and violations on a timely basis for the protection of the consumer.

**B.1.1. Strategy: INVESTIGATIONS**

	\$ <u>386,366</u>	\$ <u>370,366</u>
--	-------------------	-------------------

Operate a system of enforcement which includes investigating and resolving complaints and positioning of inspectors in each of the state's enforcement areas.

**Output (Volume):**

Complaints Resolved	275	300
---------------------	-----	-----

**Efficiencies:**

Average Time for Complaint Resolution	55	55
---------------------------------------	----	----

**Grand Total, BOARD OF BARBER EXAMINERS**

	\$ <u>562,637</u>	\$ <u>546,637</u>
--	-------------------	-------------------

**Other Direct and Indirect Costs Appropriated Elsewhere in this Act**

	\$ 209,037	\$ 212,993
--	------------	------------

**Number of Full-time Equivalent Positions (FTE)**

	14.0	14.0
--	------	------

# BOARD OF BARBER EXAMINERS

(Continued)

**Schedule of Exempt Positions**

Executive Director	\$45,000	\$45,000
--------------------	----------	----------

1. **Inspections and Enforcement.** None of the funds appropriated above for inspections shall be expended unless an interagency contract has been signed by the Board of Barber Examiners and the Cosmetology Commission for the purpose of maintaining a statewide crossover inspection and enforcement program during the 2000-01 biennium. A copy of the signed contract shall be sent to the Legislative Budget Board, the Governor's Office of Budget and Planning and the Comptroller of Public Accounts.
  
2. **Fee Rates.** The amounts appropriated above may be expended only if the barber certificate renewal fee is no less than \$70 per renewal period.
  
3. **Contingent Revenue.** Of the amounts appropriated above to the Board of Barber Examiners in Strategy B.1.1., Investigations, the amount of \$16,000 in fiscal year 2000 is contingent on the Board of Barber Examiners assessing fees sufficient to generate, during the 2000-01 biennium, \$16,000 in excess of \$1,701,970 (Object Code 3175), contained in the Comptroller of Public Accounts' Biennial Revenue Estimate for 2000 and 2001. The Board of Barber Examiners, upon completion of necessary actions to assess or increase such additional fees, shall furnish copies of the Board of Barber Examiners' minutes and other information supporting the estimated revenues to be generated for the 2000-01 biennium under the revised fee structure to the Comptroller of Public Accounts. If the Comptroller finds the information sufficient to support the projection of increased revenues, a finding of fact to that effect shall be issued and the contingent appropriation shall be made available for the intended purposes.
  
4. **Contingency for Senate Bill 846.** Out of the funds appropriated above in Strategy B.1.1., Investigations, the expenditure of \$18,000 in fiscal years 2000 and 2001 is hereby made contingent upon the enactment of Senate Bill 846, or similar legislation relating to certain fees and penalties applicable to the regulation of barbers, by the Seventy-sixth Legislature, Regular Session. In no event shall the amount expended out of, or transferred from, appropriations identified by this provision exceed the amount of additional revenues generated pursuant to Senate Bill 846.

## BOARD OF CHIROPRACTIC EXAMINERS

For the Years Ending	
August 31, 2000	August 31, 2001

**A. Goal: ENSURE PUBLIC PROTECTION**

To pursue the avenues of examination, licensure, and enforcement to insure that only qualified individuals are licensed as Doctors of Chiropractic, and that they are abiding by the laws and rules governing chiropractic in Texas; to guarantee that the public is protected from incompetent services, fraud, and misrepresentation.

**Outcome (Results/Impact):**

Percent of Licensees With No Recent Violations	99%	99%
Percent of Complaints Resulting in Disciplinary Action	13%	14%



**BOARD OF CHIROPRACTIC EXAMINERS**  
(Continued)

<b>A.1.1. Strategy: LICENSING</b>	\$ 168,564	\$ 164,864
Operate an efficient, cost-effective, and comprehensive chiropractic certification and licensure system.		
<b>Output (Volume):</b>		
Number of New Licenses Issued to Individuals	297	317
Number of Licenses Renewed (Individuals)	4,611	4,758
<b>Efficiencies:</b>		
Average Licensing Cost per Individual License Issued	8.77	8.79
Average Licensing Cost per Facility Licensed	5.35	5.28
<b>Explanatory:</b>		
Total Number of Business Facilities Licensed	2,070	2,170

<b>A.2.1. Strategy: ENFORCEMENT</b>	<u>\$ 167,564</u>	<u>\$ 167,564</u>
Operate a system of enforcement which includes investigating and resolving complaints.		
<b>Output (Volume):</b>		
Number of Complaints Resolved	250	280
<b>Efficiencies:</b>		
Average Time per Complaint Resolution (Days)	60	60
<b>Explanatory:</b>		
Number of Jurisdictional Complaints Received	255	270

<b>Total, Goal A: ENSURE PUBLIC PROTECTION</b>	<u>\$ 336,128</u>	<u>\$ 332,428</u>
--	-------------------	-------------------

<b>Grand Total, BOARD OF CHIROPRACTIC EXAMINERS</b>	<u>\$ 336,128</u>	<u>\$ 332,428</u>
---	-------------------	-------------------

<b>Method of Financing:</b>		
General Revenue Fund	\$ 326,128	\$ 322,428
Appropriated Receipts	<u>10,000</u>	<u>10,000</u>
<b>Total, Method of Financing</b>	<u>\$ 336,128</u>	<u>\$ 332,428</u>

<b>Other Direct and Indirect Costs Appropriated Elsewhere in this Act</b>	\$ 130,321	\$ 132,396
---	------------	------------

<b>Number of Full-time Equivalent Positions (FTE)</b>	6.0	6.0
<b>Number of FTEs in Riders</b>	1.0	1.0

<b>Schedule of Exempt Positions and Per Diem of Board Members</b>		
Executive Director, Group 1	\$52,000	\$52,000
Per Diem of Board Members	4,050	4,050

- Contingent Revenue.** Of the amounts appropriated above to the Board of Chiropractic Examiners in Strategy A.1.1., Licensing, the amount of \$3,700 in fiscal year 2000, and in Strategy A.2.1., Enforcement, for the purpose of hiring an additional administrative technician, the amount of \$23,227 in fiscal year 2000 and \$23,227 in fiscal year 2001, is contingent on the Board of Chiropractic Examiners assessing fees sufficient to generate, during the 2000-01 biennium, \$62,212 in excess of \$1,442,552, (Object Code 3562, including administrative fines and penalties), contained in the Comptroller of Public Accounts' Biennial Revenue Estimate for 2000 and 2001. Also contingent on the Board of Chiropractic Examiners meeting the above revenue target, the "Number of Full-time Equivalent Positions (FTE)" figure indicated above is hereby increased by one in 2000 and one in 2001. The Board of Chiropractic Examiners, upon completion of necessary actions to assess or increase such additional fees, shall furnish copies

**BOARD OF CHIROPRACTIC EXAMINERS**  
(Continued)

of the Board of Chiropractic Examiners' minutes and other information supporting the estimated revenues to be generated for the 2000-01 biennium under the revised fee structure to the Comptroller of Public Accounts. If the Comptroller finds the information sufficient to support the projection of increased revenues, a finding of fact to that effect shall be issued and the contingent appropriation shall be made available for the intended purposes.

**COSMETOLOGY COMMISSION**

	For the Years Ending	
	August 31, 2000	August 31, 2001
<b>A. Goal: LICENSING &amp; ENFORCEMENT</b>		
To protect the public by licensing the cosmetology profession, establishing standards for professional practice, and ensuring swift, fair, and effective enforcement of the statute so that consumers are protected from incompetent services, fraud, and misrepresentation.		
<b>Outcome (Results/Impact):</b>		
Percent of Licensees with no Recent Violations	98%	98%
Percent of Complaints Resulting in Disciplinary Action	60%	60%
<b>A.1.1. Strategy: LICENSING</b>	\$ 704,798	\$ 704,798
Examine applicants and issue individual and establishment licenses.		
<b>Output (Volume):</b>		
Number of New Licenses Issued to Individuals	20,000	20,000
Number of Licenses Renewed (Individuals)	85,000	85,000
<b>Efficiencies:</b>		
Average Licensing Cost per Individual License Issued	3.6	3.6
Average Licensing Cost per Facility License	3.6	3.6
<b>A.2.1. Strategy: ENFORCEMENT</b>	\$ 1,105,306	\$ 1,105,306
Enforce laws and rules by conducting inspections and investigations and, upon review of complaints, recommending disciplinary or other action to be taken.		
<b>Output (Volume):</b>		
Complaints Resolved	500	500
Establishments Inspected	18,500	18,500
Individual Licensees Inspected	125,000	125,000
<b>Efficiencies:</b>		
Average Time for Complaint Resolution	55	55
<b>A.3.1. Strategy: PUBLIC INFORMATION</b>	\$ 329,751	\$ 329,751
To distribute information to the general public and the cosmetology community.		
<b>Output (Volume):</b>		
Number of Information Packets Distributed to Individuals and Establishments.	35,000	35,000
<b>Total, Goal A: LICENSING &amp; ENFORCEMENT</b>	\$ 2,139,855	\$ 2,139,855
<b>Grand Total, COSMETOLOGY COMMISSION</b>	\$ 2,139,855	\$ 2,139,855

**COSMETOLOGY COMMISSION**  
(Continued)

<b>Method of Financing:</b>		
General Revenue Fund	\$ 1,809,089	\$ 1,809,089
Appropriated Receipts	<u>330,766</u>	<u>330,766</u>
<b>Total, Method of Financing</b>	<u>\$ 2,139,855</u>	<u>\$ 2,139,855</u>

<b>Other Direct and Indirect Costs Appropriated Elsewhere in this Act</b>	\$ 739,006	\$ 744,790
---	------------	------------

<b>Number of Full-time Equivalent Positions (FTE)</b>	44.5	44.5
---	------	------

<b>Schedule of Exempt Positions and Per Diem of Commission Members</b>		
Executive Director, Group 1	\$46,338	\$46,338
Per Diem of Commission Members	4,000	4,000

1. **Inspections and Enforcement.** None of the funds appropriated above for inspections shall be expended unless an interagency contract has been signed by the Board of Barber Examiners and the Cosmetology Commission for the purpose of maintaining a statewide crossover inspection and enforcement program during the 2000-01 biennium. A copy of the signed contract shall be sent to the Legislative Budget Board, the Governor's Office of Budget and Planning, and the Comptroller of Public Accounts.
  
2. **Appropriation: Tuition Protection Account.** The Cosmetology Commission is hereby appropriated an amount not to exceed \$70,000 for the biennium beginning September 1, 1999, from balances on hand in the Private Beauty Culture (Cosmetology) School Tuition Account No. 108 in the General Revenue Fund for the purposes of paying expenses and refunds authorized by the commission under the provisions of Section 21A, Article 8451a, V.T.C.S.
  
3. **Fee Rates.** To provide for the recovery of costs for the preceding appropriations, the following fee rates pursuant to the provisions of V.T.C.A., Government Code, Section 316.043 shall not be less than:
  - a. License and Renewal Fees:
 

(1) Individual Licenses	\$43.00
(2) Instructor Licenses	\$60.00
(3) Salon Licenses	\$55.00
(4) Independent Contractor	\$55.00
  
  - b. Duplicate License Fees:
 

(1) All Licenses	\$43.00
------------------	---------
  
4. **Limitation on Travel Expenditures.** Reimbursements for travel expenditures of the Director of Enforcement shall be limited to \$5,000 per year and may only be expended for inspections and investigations.
  
5. **Cosmetology School Inspections.** Cosmetology schools, with the exception of schools in districts without a designated inspector, shall be inspected by an inspector assigned to that district. Schools located in districts without a designated inspector may be inspected by the Director of Enforcement.

# COSMETOLOGY COMMISSION

(Continued).

6. **Limitation on Out-of-State Travel.** None of the funds appropriated above may be used for expenditures or reimbursements of expenditures for out-of-state travel, except for the Executive Director and no more than one commission member per trip.
7. **Overnight Travel.** It is the intent of the Legislature that the Cosmetology Commission shall adopt written overnight travel policies and procedures.

## CREDIT UNION DEPARTMENT

For the Years Ending	
August 31, 2000	August 31, 2001

**Out of the General Revenue Fund:**

**A. Goal: EFFECTIVE SUPERVISION & REGULATION**

To effectively supervise and regulate state-chartered credit unions through enforcement of safety and soundness standards and compliance with the Texas Finance Code, and in a manner that balances the interest of the membership and the need for public confidence in the credit union system.

**Outcome (Results/Impact):**

Percentage of Credit Unions Receiving Regular Examinations Annually	90%	95%
Percentage of Safe and Sound Credit Unions	90%	90%
Percentage of Complete Charter and Bylaw Applications Approved or Denied Within 60 Days	90%	85%

**A.1.1. Strategy: EXAMINE CREDIT UNIONS**

	\$ 1,211,250	\$ 1,252,372
--	--------------	--------------

Examine and monitor state-chartered credit unions for safe and sound operations and compliance with all applicable state and federal laws, rules and regulations based on a schedule determined by the credit unions' perceived risk, in the most efficient and effective manner possible.

**Output (Volume):**

Number of Examinations Performed	239	250
----------------------------------	-----	-----

**Efficiencies:**

Average Cost per Regular Examination	5,701	5,760
--------------------------------------	-------	-------

**Explanatory:**

Number of State-Chartered Credit Unions	265	263
---	-----	-----

Percentage of Credit Unions Providing Services to Low Income or Underserved Populations	5%	5%
---	----	----

**A.2.1. Strategy: PROCESS APPLICATIONS**

	<u>\$ 67,044</u>	<u>\$ 62,322</u>
--	------------------	------------------

Process, investigate and evaluate applications for amendments to bylaws and articles of incorporation, new charters, mergers/consolidations; submit requests for hearings on contested decisions to the State Office of Administrative Hearings; and follow State laws and rules regarding notification of applications received and final actions taken.

**CREDIT UNION DEPARTMENT**  
(Continued)

<b>Output (Volume):</b>		
Number of Applications Processed	130	130

<b>Total, Goal A: EFFECTIVE SUPERVISION &amp; REGULATION</b>	<u>\$ 1,278,294</u>	<u>\$ 1,314,694</u>
--	---------------------	---------------------

**B. Goal: ENSURE SAFETY & SOUNDNESS**  
Through interaction with the Credit Union Commission and the Legislature, recommend statutory and rule changes to ensure that credit unions operate in a safe and sound manner in a competitive and ever changing financial services industry.

<b>Outcome (Results/Impact):</b>		
Percentage of Rule Changes Provided to Credit Unions Within 60 Days After Adoption	100%	100%

<b>B.1.1. Strategy: DEPARTMENTAL OVERSIGHT</b>	<u>\$ 55,864</u>	<u>\$ 52,321</u>
Provide oversight of departmental operations.		

<b>Grand Total, CREDIT UNION DEPARTMENT</b>	<u>\$ 1,334,158</u>	<u>\$ 1,367,015</u>
---	---------------------	---------------------

<b>Other Direct and Indirect Costs Appropriated Elsewhere in this Act</b>	\$ 269,119	\$ 289,691
---	------------	------------

Number of Full-time Equivalent Positions (FTE)	26.0	26.0
Number of FTEs in Riders	11.0	13.0

<b>Schedule of Exempt Positions and Per Diem of Commission Members</b>		
Commissioner, Group 3	\$90,000	\$90,000
Per Diem of Commission Members	540	540

1. **Appropriation: Supervisions and Conservatorships.** Funds received by the Credit Union Department pursuant to supervision or conservatorship proceedings, as authorized by the Texas Finance Code (V.T.C.A., Sec. 126.101), are hereby appropriated for costs related to such proceedings, including the salary and per diem of the appointed supervisor or conservator.
2. **Reimbursement of Advisory Committee Members.** Pursuant to V.T.C.A., Government Code, Section 2110.04, reimbursement of expenses for advisory committee members, out of funds appropriated above, is limited to the Legislative Advisory Committee.
3. **Appropriation: Educational and Examination Receipts.** Funds received by the Credit Union Department to support staff attendance at graduate schools of banking, seminars, conferences, or other training or education activity considered by the commissioner to be of benefit to the department are hereby appropriated to the department for such purposes. The Texas Credit Union Department is also authorized to accept funds for reimbursement from the National Credit Union Share Insurance Fund, or any other insurer, for costs incidental or necessary to examination and supervision of credit unions.
4. **Contingency Appropriation: Regulatory Response.**
  - a. Contingent upon a finding of fact by the Credit Union Commission that either:
    - (1) the size of the state-chartered credit union industry under the jurisdiction of the Credit Union Department, determined either as a function of assets or number of

**CREDIT UNION DEPARTMENT**  
(Continued)

institutions, has grown to a point where additional appropriations are deemed necessary to maintain adequate regulation of the industry; or

- (2) increased incidents of regulatory and supervisory concern regarding the safe and sound operations of credit unions under the Department's jurisdiction have occurred to the extent that additional appropriations are deemed necessary to maintain adequate regulation of the industry; or
- (3) a reduction of federal regulatory resources applied to the Texas state-chartered credit union industry by the National Credit Union Administration has occurred to the extent that additional appropriations are deemed necessary to maintain adequate regulation of the industry;

the following amounts, or any part thereof as found to be necessary by the Credit Union Commission, are hereby appropriated to the Texas Credit Union Department out of the General Revenue Fund in an amount not to exceed \$477,267 for fiscal year 2000 and an amount not to exceed \$675,399 for fiscal year 2001 and the "Number of Full-time Equivalent Positions (FTE)" figure indicated above is hereby increased by no more than 11 for fiscal year 2000 and 13 for fiscal year 2001.

- b. None of the funds appropriated pursuant to this provision may be expended by the Texas Credit Union Department unless:
  - (1) the Credit Union Commission files a written copy of the finding of fact, referenced in subsection (a) above, with the Governor's Office and the Legislative Budget Board; and,
  - (2) neither the Governor's Office nor the Legislative Budget Board issues a written disapproval within 30 days of the receipt of the finding of fact.
  - (3) the appropriations in item 4(a) are also contingent upon the Department generating sufficient additional fee revenues to cover these contingency appropriations and related employee benefits and providing such information as may be deemed necessary by the Comptroller of Public Accounts to issue a finding of fact that the increased revenues will be available to fund the increased appropriations. These increased revenues must exceed \$3,411,000 (Object Code 3172) contained in the Comptroller of Public Accounts' Biennial Revenue Estimate for 2000 and 2001.

**TEXAS STATE BOARD OF DENTAL EXAMINERS**

	For the Years Ending	
	August 31, 2000	August 31, 2001

**A. Goal: QUALITY DENTAL CARE**

To ensure quality dental care for the people of Texas.

**Outcome (Results/Impact):**

Percent of Complaints Resulting in Disciplinary Action	13%	13%
Percent of Licensees With No Recent Violations	99%	99%

**A.1.1. Strategy: COMPLAINT RESOLUTION**

Conduct enforcement and compliance functions including: investigating all complaints; prosecuting	\$ 690,640	\$ 690,640
---	------------	------------



# TEXAS STATE BOARD OF DENTAL EXAMINERS

(Continued)

1. **Reimbursement of Advisory Committee Members.** Pursuant to V.T.C.A. Government Code, Section 2110.004, reimbursement of expenses for advisory committee members, out of funds appropriated above, is limited to the following advisory committees:
  - a. Dental Hygiene Advisory Committee
  - b. Dental Laboratory Certification Council
  
2. **Contingent Revenue.** Of the amounts appropriated above to the Texas State Board of Dental Examiners in Strategy A.2.1., Licensure & Registration, the amount of \$19,666 in fiscal year 2000 and \$8,166 in fiscal year 2001 is contingent on the Texas State Board of Dental Examiners assessing fees sufficient to generate, during the 2000-01 biennium, \$32,338 in excess of \$3,106,663, (Object Code 3562), contained in the Comptroller of Public Accounts' Biennial Revenue Estimate for 2000 and 2001. Also contingent on the Texas State Board of Dental Examiners meeting the above revenue target, the "Number of Full-time Equivalent Positions (FTE)" figure indicated above is hereby increased by 0.5 in fiscal year 2000 and 0.5 in fiscal year 2001. The Texas State Board of Dental Examiners, upon completion of necessary actions to assess or increase such additional fees, shall furnish copies of the Texas State Board of Dental Examiners' minutes and other information supporting the estimated revenues to be generated for the 2000-01 biennium under the revised fee structure to the Comptroller of Public Accounts. If the Comptroller finds the information sufficient to support the projection of increased revenues, a finding of fact to that effect shall be issued and the contingent appropriation shall be made available for the intended purposes.

## BOARD OF PROFESSIONAL ENGINEERS

	For the Years Ending	
	August 31, 2000	August 31, 2001

**A. Goal: COMPETENT LICENSEES**

Provide a licensing system to assure that professional engineering in Texas is practiced only by qualified and competent Texas licensees.

**Outcome (Results/Impact):**

Percent of Licensees with no Recent Violations	99%	99%
--	-----	-----

**A.1.1. Strategy: REGISTRATION & EVALUATION**

Provide licensing assistance, review and evaluate all applications for licensure, and license those found to be qualified.

**Output (Volume):**

Number of New Licenses Issued to Individuals	1,850	1,850
--	-------	-------

**Efficiencies:**

Average Licensing Cost per Individual License Issued	22	23
--	----	----

**A.1.2. Strategy: EXAMINATIONS**

Purchase, grade, and administer the engineering examinations provided by the National Council of Examiners for Engineering and Surveying (NCEES) required for registration. (Estimated and non-transferable)

**A.1.3. Strategy: REGISTRY SERVICES**

Maintain an up-to-date registry and provide timely

	\$ 411,207	\$ 411,210
	\$ 180,150	\$ 180,150
	<u>\$ 397,865</u>	<u>\$ 457,865</u>



**BOARD OF PROFESSIONAL ENGINEERS**  
(Continued)

information to license holders regarding the law,  
board rules, and continuing professional competency.

**Output (Volume):**

Number of Licenses Renewed (Individuals)	47,200	47,500
--	--------	--------

<b>Total, Goal A: COMPETENT LICENSEES</b>	<b>\$ 989,222</b>	<b>\$ 1,049,225</b>
---	-------------------	---------------------

**B. Goal: ENFORCE ENGINEERING ACT**

To provide the public with swift, fair, and effective enforcement of the Texas Engineering Practice Act to protect the health, safety, and welfare of the people of Texas.

**Outcome (Results/Impact):**

Percent of Complaints Resulting in Disciplinary Action	30%	30%
--	-----	-----

**B.1.1. Strategy: ENFORCEMENT**

Investigate and reach final resolution of reported violations of the Texas Engineering Practice Act.

**Output (Volume):**

Complaints Resolved	300	285
---------------------	-----	-----

**Efficiencies:**

Average Cost per Complaint Investigation	360	362
--	-----	-----

**Grand Total, BOARD OF PROFESSIONAL ENGINEERS**

	<b>\$ 1,443,270</b>	<b>\$ 1,503,273</b>
--	---------------------	---------------------

**Method of Financing:**

General Revenue Fund	\$ 1,405,770	\$ 1,465,773
Interagency Contracts	<u>37,500</u>	<u>37,500</u>

**Total, Method of Financing**

	<b>\$ 1,443,270</b>	<b>\$ 1,503,273</b>
--	---------------------	---------------------

**Other Direct and Indirect Costs Appropriated Elsewhere in this Act**

	\$ 274,787	\$ 279,065
--	------------	------------

**Number of Full-time Equivalent Positions (FTE)  
Number of FTEs in Riders**

	23.0	23.0
	2.0	2.0

**Schedule of Exempt Positions and Per Diem of Board Members**

Executive Director, Group 3	\$75,000	\$75,000
Per Diem of Board Members	6,500	6,500

1. **Contingent Revenue.** Of the amounts appropriated above to the Board of Professional Engineers for the purpose of hiring additional investigators in Strategy B.1.1 Enforcement, the amount of \$86,000 in fiscal year 2000 and \$86,000 in fiscal year 2001 is contingent on the Board of Professional Engineers assessing fees sufficient to generate, during the 2000-01 biennium, \$197,639 in excess of \$3,222,497, (Object Code 3175), contained in the Comptroller of Public Accounts' Biennial Revenue Estimate for 2000 and 2001. Also contingent on the Board of Professional Engineers meeting the above revenue target, the "Number of Full-time Equivalent Positions (FTE)" figure indicated above is hereby increased by two in 2000 and two in 2001. The Board of Professional Engineers, upon completion of necessary actions to assess or increase such additional fees, shall furnish copies of the Board of Professional Engineers' minutes and other information supporting the estimated revenues to be generated for the 2000-01 biennium under the revised fee structure to the Comptroller of Public Accounts. If the Comptroller finds the information sufficient to support the projection of increased revenues, a finding of fact to that effect shall be issued and the contingent appropriation shall be made available for the intended purposes.

**BOARD OF PROFESSIONAL ENGINEERS**  
(Continued)

2. **Interagency Contracts for Enforcement.** Out of appropriations in Strategy B.1.1., Enforcement, the Board of Registration for Professional Engineers shall enter into interagency contracts with affected state agencies in an amount sufficient to generate, during the 2000-01 biennium, aggregate amounts not to exceed \$37,500 in each fiscal year for the purpose of enforcing the Engineering Practices Act with regard to state agencies.
  
3. **Contingency Appropriation: House Bill 1544.** Contingent upon the enactment of House Bill 1544, or similar legislation relating to the registration of engineering firms, by the Seventy-sixth Legislature, Regular Session, the Board of Professional Engineers is hereby appropriated \$65,554 for fiscal year 2000 and \$49,554 for fiscal year 2001 out of general revenue for the purpose of implementing that Act. Such appropriations are also contingent on the Board of Plumbing Examiners\* assessing fees sufficient to generate, during the 2000-01 biennium, \$115,108 in excess of: (1) \$3,222,497, Object Code 3175, contained in the Comptroller of Public Accounts' Biennial Revenue Estimate for 2000 and 2001, and (2) the \$197,639 required to be raised in rider 1. The Board of Professional Engineers, upon completion of necessary actions to assess or increase such additional fees, shall furnish copies of board minutes and other information supporting the estimated revenues to be generated for the 2000-01 biennium under the revised fee structure to the Comptroller of Public Accounts. If the Comptroller finds the information sufficient to support the projection of increased revenues, a finding of fact to that effect shall be issued and the contingent appropriation shall be made available for the intended purposes. Funds appropriated by this provision may be expended for capital budget purposes, notwithstanding limitations on capital budget expenditures elsewhere in this Act.

**FINANCE COMMISSION OF TEXAS**

	For the Years Ending	
	August 31,	August 31,
	<u>2000</u>	<u>2001</u>

**Out of the General Revenue Fund:**

**A. Goal: INSURE SAFETY & SOUNDNESS**

To insure that the regulated financial institutions operate in a safe and sound manner and comply with all applicable state laws.

<b>A.1.1. Strategy:</b> DEPARTMENTAL OVERSIGHT	\$	<u>196,770</u>	\$	<u>196,770</u>
Provide oversight of departmental operations				
<b>Output (Volume):</b>				
Number of hearings set by Administrative Law Judge		65		70
 <b>Grand Total, FINANCE COMMISSION OF TEXAS</b>	 <b>\$</b>	 <b><u>196,770</u></b>	 <b>\$</b>	 <b><u>196,770</u></b>

<b>Number of Full-time Equivalent Positions (FTE)</b>	1.5	1.5
---	-----	-----

**Schedule of Exempt Positions and Per Diem of Commission Members**

Executive Director (part-time)	\$6,427	\$6,427
Per Diem of Commission Members	2,160	2,160

1. **Unexpended Balance: Credit Research.** Any unexpended and unobligated balances remaining from appropriations for research on the availability of credit as of August 31, 2000,

\* Should read "Professional Engineers."

**FINANCE COMMISSION OF TEXAS**  
(Continued)

in an amount not to exceed \$100,000 out of revenues collected from Loan Administration Fees, are hereby reappropriated to the Finance Commission for the same purpose for the fiscal year beginning September 1, 2000.

**DEPARTMENT OF BANKING**

	For the Years Ending	
	August 31, 2000	August 31, 2001
<b>A. Goal: EFFECTIVE REGULATION</b>		
To ensure timely, fair, and effective supervision and regulation of the financial institutions and other licensees under our jurisdiction in order to promote a stable banking and financial services environment and provide the public with convenient, safe and competitive financial services.		
<b>Outcome (Results/Impact):</b>		
Percentage of Banks Receiving Examinations When Due	95%	95%
Percentage of Currency Exchange Licensees Examined by Special Audit When due	100%	100%
Percentage of Bank and Trust Applications Processed Within Statutory Time Periods	95%	95%
 <b>A.1.1. Strategy: BANK EXAMINATION</b>	<b>\$ 6,074,183</b>	<b>\$ 6,063,673</b>
Conduct commercial bank, trust company, foreign bank agency, and foreign representative office examinations, in cooperation with federal regulatory entities, in conformance with the examination priority schedule. Maintain national accreditation. Maintain contact with, and monitor the condition of, regulated entities between examinations. Optimize efficiencies in the examination process, including automating examination procedures and reference materials. Research and report on new regulatory responses to changing industry and economic conditions. Provide the industry with electronic access to regulatory and supervisory information through the website.		
<b>Output (Volume):</b>		
Number of Commercial Bank Examinations Performed	150	145
Number of Trust Company, Trust Department, and EDP Examinations or Certifications and Other Specialized Reviews Performed	125	120
<b>Explanatory:</b>		
Percentage of State-Chartered Bank Assets in Banks Classified Safe and Sound	99%	99%
 <b>A.2.1. Strategy: NON-BANK EXAMINATION</b>	<b>\$ 870,673</b>	<b>\$ 861,476</b>
Perform examinations based on examination priorities in coordination with state and federal regulatory and law enforcement agencies; monitor examination schedules and results to ensure exams are being performed within examination priority parameters; and coordinate with Legal Division to issue appropriate enforcement actions.		

**DEPARTMENT OF BANKING**  
(Continued)

**Output (Volume):**

Number of Special Audit Licensees Examined	650	700
--	-----	-----

**A.3.1. Strategy: APPLICATION PROCESSING**

Enhance current systems through the automation of applications and request processing by the efficient utilization of computer and other technologies.

Develop a Bank and Trust Applications Filing and Procedures Guide. Process applications and information.

**Output (Volume):**

Number of Bank and Trust Applications, Notices, and Filings Completed	385	385
---	-----	-----

<b>Total, Goal A: EFFECTIVE REGULATION</b>	<u>\$ 7,460,462</u>	<u>\$ 7,284,400</u>
--	---------------------	---------------------

**B. Goal: INDIRECT ADMINISTRATION**

B.1.1. Strategy: INDIRECT ADMINISTRATION	<u>\$ 1,793,264</u>	<u>\$ 1,772,836</u>
--	---------------------	---------------------

<b>Grand Total, DEPARTMENT OF BANKING</b>	<u>\$ 9,253,726</u>	<u>\$ 9,057,236</u>
---	---------------------	---------------------

**Method of Financing:**

General Revenue Fund	\$ 9,110,726	\$ 8,914,236
Federal Funds	100,000	100,000
Appropriated Receipts	<u>43,000</u>	<u>43,000</u>

<b>Total, Method of Financing</b>	<u>\$ 9,253,726</u>	<u>\$ 9,057,236</u>
-----------------------------------	---------------------	---------------------

**Other Direct and Indirect Costs Appropriated Elsewhere in this Act**

	\$ 1,533,643	\$ 1,551,362
--	--------------	--------------

**Number of Full-time Equivalent Positions (FTE)**

	150.0	150.0
--	-------	-------

**Number of FTEs in Riders**

	66.5	66.5
--	------	------

**Schedule of Exempt Positions**

Commissioner, Group 4	\$105,000	\$105,000
-----------------------	-----------	-----------

1. **Capital Budget.** None of the funds appropriated above may be expended for capital budget items except as listed below. The amounts shown below shall be expended only for the purposes shown and are not available for expenditure for other purposes. Amounts appropriated above and identified in this provision as appropriations either for "Lease payments to the Master Lease Purchase Program" or for items with an "(MLPP)" notation shall be expended only for the purpose of making lease-purchase payments to the Texas Public Finance Authority pursuant to the provisions of V.T.C.S., Art. 601d, Sec. 9A.

	<u>2000</u>	<u>2001</u>
--	-------------	-------------

Out of the General Revenue Fund:

a. Acquisition of Information Resource Technologies

(1) Purchase Computer Equipment	\$ 175,000	\$ 100,000
---------------------------------	------------	------------

b. Acquisition of Capital Equipment and Items

(1) Purchase of Imaging System	<u>\$ 131,923</u>	<u>\$</u>
--------------------------------	-------------------	-----------

<b>Total, Capital Budget</b>	<u>\$ 306,923</u>	<u>\$ 100,000</u>
------------------------------	-------------------	-------------------

**DEPARTMENT OF BANKING**  
(Continued)

2. **Appropriation of Receipts.** Funds received by the Department of Banking pursuant to supervision or conservatorship proceedings as authorized under Texas Finance Code, Sections 35.101 - 35.113, are hereby appropriated to the department to pay costs incidental to such proceedings, including the salary and per diem expenses of the appointed supervisor or conservator (estimated to be \$5,000 each year).
3. **Contingency Appropriation: State Regulatory Response.**
  - a. Contingent upon a finding of fact by the Finance Commission that the number of exams required for the state-chartered commercial banking industry under the jurisdiction of the Department of Banking, determined either as a function of assets, number of institutions, or relative proportion of problem banks or problem bank assets in the state system, increases to a point where additional appropriations are required to maintain adequate regulation of the industry, the Department of Banking is hereby appropriated out of fee revenues collected by the department an amount not to exceed \$1,673,243 for fiscal year 2000 and \$1,673,243 for fiscal year 2001 and the "Number of Full-time Equivalent Positions (FTE)" figure indicated above is hereby increased by no more than 25.5 for fiscal year 2000 and 25.5 for fiscal year 2001.
  - b. Contingent upon a reduction of federal regulatory resources applied to the Texas state-chartered commercial banking industry, determined as a function of assets, the Department of Banking is hereby appropriated out of fee revenues collected by the department an amount not to exceed \$2,677,189 for fiscal year 2000 and \$2,677,189 for fiscal year 2001 and the "Number of Full-time Equivalent Positions (FTE)" figure indicated above is hereby increased by no more than 41 for fiscal year 2000 and 41 for fiscal year 2001.
  - c. None of the funds appropriated in items 3(a) or 3(b) above may be expended by the Department of Banking unless the Finance Commission files a finding of fact with the Governor's Office of Budget and Planning and the Legislative Budget Board and neither the Governor's Office of Budget and Planning nor the Legislative Budget Board issues a written disapproval within 30 days of the receipt of the finding of fact.
  - d. The appropriations in items 3(a) and 3(b) are also contingent upon the Department of Banking generating sufficient additional fee revenues to cover these contingency appropriations and related employee benefits, and providing such information as may be deemed necessary by the Comptroller of Public Accounts to issue a finding of fact that the increased revenues will be available to fund the increased appropriation. These increased revenues must exceed \$9,234,000 for 2000 and \$9,206,000 for 2001 (Object Code 3172) contained in the Comptroller of Public Accounts' Biennial Revenue Estimate. The revenue amounts required by this section shall be separate from, and in addition to, the requirements in Section 4 below.
4. **Contingent Revenue.** Of the amounts appropriated above to the Department of Banking for the purchase of a document imaging system in Strategy A.3.1., Application Processing, the amounts of \$197,111 in 2000 and \$26,112 in 2001 are contingent on the Department of Banking assessing fees sufficient to generate, during the 2000-01 biennium, \$918,814 in excess of \$20,179,000 contained in the Comptroller of Public Accounts' Biennial Revenue Estimate for 2000 and 2001. The Department of Banking, upon completion of necessary actions to assess or increase such additional fees, shall furnish copies of the Finance Commission's minutes and other information supporting the estimated revenues to be generated for the 2000-01 biennium under the revised fee structure to the Comptroller of Public Accounts. If the Comptroller finds the information sufficient to support the projection of increased revenues, a finding of fact to that effect shall be issued and the contingent appropriation shall be made available for the intended purposes. The revenue amounts required by this section shall be separate from, and in addition to, the requirements in Section 3 above.

# OFFICE OF CONSUMER CREDIT COMMISSIONER

For the Years Ending  
 August 31,                      August 31,  
2000                                      2001

**Out of the General Revenue Fund:**

**A. Goal: EFFECTIVE ENFORCEMENT**

To ensure prompt, fair, and effective enforcement of appropriate state and federal statutes and regulations so that consumers are protected from abusive and deceptive practices, fraud, and misrepresentation.

**Outcome (Results/Impact):**

Percent of Written Complaints Resolved Within Seven Days	95%	95%
--	-----	-----

**A.1.1. Strategy: COMPLAINT RESOLUTION**

Resolve consumer complaints expeditiously and identify problem creditors and industry practices, and advise creditors and industry through information bulletins as a preventive measure.

**Output (Volume):**

Number of Complaints Closed	6,000	6,500
Number of Field Investigations Initiated	80	80

**B. Goal: CONSUMER PROTECTION**

To provide a quality program of consumer protection and licensure that ensures high standards for licensed credit providers and efficiently serves the market demand for fair but competitive consumer credit.

**Outcome (Results/Impact):**

Percentage of Examinations Reporting Acceptable Level of Compliance	95%	95%
Monies Returned to Consumers From Licensed Lenders	275,000	275,000

**B.1.1. Strategy: EXAMINATION & ENFORCEMENT**

Examine regulated lenders and pawnshops to determine the level of compliance with appropriate statutes and regulations and initiate administrative enforcement action against licensees who commit serious violations.

**Output (Volume):**

Number of Compliance Examinations Performed	2,000	2,100
---	-------	-------

**B.2.1. Strategy: LICENSING INVESTIGATION**

Investigate and process applications for regulated loan, pawnshop, and pawnshop employee licenses. Continue efforts to identify unregistered creditors and achieve compliance with registration requirements.

**Output (Volume):**

Number of Business Applications Processed	750	750
Number of Employee License Applications Processed	1,500	1,500

**Total, Goal B: CONSUMER PROTECTION**

	<u>\$ 1,887,460</u>	<u>\$ 1,838,998</u>
--	---------------------	---------------------

**C. Goal: CREDIT EDUCATION**

To educate consumers and credit providers about their rights, remedies and responsibilities, and to encourage

**OFFICE OF CONSUMER CREDIT COMMISSIONER**  
(Continued)

communication and cooperation between the credit industry, the consumer public, and the agency.

**Outcome (Results/Impact):**

Percentage of Texans Reached Through Public Service Announcements, Press Releases, and Distribution of Pamphlets	10%	10%
--	-----	-----

<b>C.1.1. Strategy:</b> CONSUMER EDUCATION	\$ 70,000	\$ 70,000
Continue establishment of a formal education program to include public service announcements, press releases, and general information brochures made available through credit grantors and trade organizations.		

**Output (Volume):**

Number of Consumers Receiving In-Person Services	12,000	12,000
--	--------	--------

**D. Goal:** INDIRECT ADMINISTRATION

<b>D.1.1. Strategy:</b> INDIRECT ADMINISTRATION	<u>\$ 315,000</u>	<u>\$ 315,000</u>
---	-------------------	-------------------

<b>Grand Total, OFFICE OF CONSUMER CREDIT COMMISSIONER</b>	<u>\$ 2,447,460</u>	<u>\$ 2,398,998</u>
--	---------------------	---------------------

**Other Direct and Indirect Costs Appropriated Elsewhere in this Act**

	\$ 448,021	\$ 455,252
--	------------	------------

**Number of Full-time Equivalent Positions (FTE)**

	47.0	47.0
--	------	------

**Schedule of Exempt Positions**

Commissioner, Group 3	\$90,000	\$90,000
-----------------------	----------	----------

1. **Capital Budget.** None of the funds appropriated above may be expended for capital budget items except as listed below. The amounts shown below shall be expended only for the purposes shown and are not available for expenditure for other purposes. Amounts appropriated above and identified in this provision as appropriations either for "Lease payments to the Master Lease Purchase Program" or for items with an "(MLPP)" notation shall be expended only for the purpose of making lease-purchase payments to the Texas Public Finance Authority pursuant to the provisions of V.T.C.S., Art. 601d, Sec. 9A.

	<u>2000</u>	<u>2001</u>
--	-------------	-------------

Out of the General Revenue Fund:

a. Acquisition of Information Resource Technologies		
(1) Purchase Computer Equipment	\$ 45,000	\$ 45,000
b. Acquisition of Capital Equipment and Items		
(1) Purchase Imaging System	<u>\$ 48,462</u>	<u>\$</u>
Total, Capital Budget	<u>\$ 93,462</u>	<u>\$ 45,000</u>

2. **Appropriation: Criminal Record Check Receipts.** Funds appropriated above in Strategy B.2.1., Licensing Investigation, include receipts collected pursuant to Section 14.51, Texas Finance Code, V.T.C.A.. Contingent upon certification by the Office of Consumer Credit Commissioner and verification by the Comptroller, all fees collected in excess of \$127,000 each year of the biennium are hereby appropriated to the Office of the Consumer Credit Commissioner. These funds shall be used for the sole purpose of acquiring criminal record checks from the Department of Public Safety, Federal Bureau of Investigation, or other law enforcement agency.

**OFFICE OF CONSUMER CREDIT COMMISSIONER**  
(Continued)

3. **Contingent Revenue.** Of the amounts appropriated above to the Office of Consumer Credit Commissioner for the purchase of a document imaging system in Strategy B.1.1: Examination and Enforcement the amount of \$21,800 in 2000 and in Strategy B.2.1: Licensing Investigation the amount of \$26,662 in 2000 is contingent on the Office of Consumer Credit Commissioner assessing fees sufficient to generate, during the 2000-01 biennium, \$435,315 in excess of \$5,304,000 contained in the Comptroller of Public Accounts' Biennial Revenue Estimate for 2000 and 2001. The Office of Consumer Credit Commissioner, upon completion of necessary actions to assess or increase such additional fees, shall furnish copies of the Finance Commission's minutes and other information supporting the estimated revenues to be generated for the 2000-01 biennium under the revised fee structure to the Comptroller of Public Accounts. If the Comptroller finds the information sufficient to support the projection of increased revenues, a finding of fact to that effect shall be issued and the contingent appropriation shall be made available for the intended purposes.

**SAVINGS AND LOAN DEPARTMENT**

	For the Years Ending August 31, 2000	August 31, 2001
--	--	--------------------

**Out of the General Revenue Fund:**

**A. Goal: SAFETY AND SOUNDNESS**

To aggressively enforce safety and soundness standards in the state chartered thrift industry and compliance with the Texas Finance Code in a manner that is constructive and maintains the interest of depositors, creditors, and borrowers of savings institutions as paramount.

**Outcome (Results/Impact):**

Percent of State-Chartered S&Ls and Savings Banks Receiving Examinations as required by Priority Schedule.	100%	100%
Percent of Safe and Sound Institutions to Total S&Ls and Savings Banks	90%	90%
Percentage of Applications Receiving Final Action Within Statutory Time Frames	100%	100%

**A.1.1. Strategy: EXAMINATION**

	\$ 558,113	\$ 549,083
--	------------	------------

Perform full and limited scope examinations and participate with federal regulators in examinations according to the Priority Examination schedule.

**Output (Volume):**

Number of Examinations Performed	25	25
----------------------------------	----	----

**Explanatory:**

Number of State-Chartered S&Ls and Savings Banks	28	28
Dollar Amount of Assets Under Regulation (in Billions)	12.6	13.2

**A.2.1. Strategy: MONITORING**

	\$ 102,485	\$ 102,335
--	------------	------------

Identify and investigate areas of unsafe and unsound activity or adverse financial indicators such as declining capital, increasing classified assets, and operating losses. Maintain supervisory profile for each S&L and savings bank; and maintain database of persons who have been the subject of criminal





**SAVINGS AND LOAN DEPARTMENT**  
(Continued)

<b>Number of Full-time Equivalent Positions (FTE)</b>	17.0	17.0
<b>Number of FTEs in Riders</b>	15.0	23.0

**Schedule of Exempt Positions**

Commissioner, Group 3	\$92,676	\$92,676
-----------------------	----------	----------

1. **Capital Budget.** None of the funds appropriated above may be expended for capital budget items except as listed below. The amounts shown below shall be expended only for the purposes shown and are not available for expenditure for other purposes. Amounts appropriated above and identified in this provision as appropriations either for "Lease payments to the Master Lease Purchase Program" or for items with an "(MLPP)" notation shall be expended only for the purpose of making lease-purchase payments to the Texas Public Finance Authority pursuant to the provisions of V.T.C.S., Art. 601d, Sec. 9A.

	2000	2001
--	------	------

Out of the General Revenue Fund:

a. **Acquisition of Capital Equipment and Items**

(1) Purchase Imaging System	\$ 29,615	\$ _____
-----------------------------	-----------	----------

Total, Capital Budget	\$ 29,615	\$ 0
-----------------------	-----------	------

2. **Appropriation of Receipts.** Funds received by the Texas Savings and Loan Department pursuant to supervision and conservatorship proceedings authorized by Subchapter B, Texas Finance Code, V.T.C.A. and Subchapter C, Texas Finance Code, V.T.C.A., are hereby appropriated to the department to pay costs incidental to such proceedings, including the salary and per diem expenses of the appointed supervisory agent.
3. **Federal Per Diem Authorized.** Financial Institutions Examiners employed by the Savings and Loan Department, when (1) traveling on official state business related to the examining function of the Savings and Loan Department and (2) participating in either a joint or concurrent examination with the Office of Thrift Supervision, the Federal Deposit Insurance Corporation, or their successors, shall be authorized reimbursement for travel expenses at a rate of per diem equal to that of the participating federal regulatory agency.
4. **Contingency Appropriation: Regulatory Response.**
  - a. Contingent upon a finding of fact by the Finance Commission that either:
    - (1) the size of the state-chartered thrift industry under the jurisdiction of the Savings and Loan Department, determined either as a function of assets or number of institutions, has grown to a point where additional appropriations are deemed necessary to maintain adequate regulation of the industry; or
    - (2) increased incidents of regulatory and supervisory concern regarding the safe and sound operations of thrift institutions under the department's jurisdiction have occurred to the extent that additional appropriations are deemed necessary to maintain adequate regulation of the industry; or
    - (3) a reduction of federal regulatory resources applied to the Texas state-chartered thrift industry by the Office of Thrift Supervision, the Federal Deposit Insurance Corporation or their successors, has occurred to the extent that additional appropriations are deemed necessary to maintain adequate regulation of the industry; the following amounts, or any part thereof as found to be necessary by the Finance Commission, are hereby appropriated to the Texas Savings and Loan Department out

## SAVINGS AND LOAN DEPARTMENT (Continued)

of fee revenues collected by the department: an amount not to exceed \$678,000 for fiscal year 2000 and an amount not to exceed \$1,162,000 for fiscal year 2001 and the "Number of Full-time Equivalent Positions (FTE)" figure indicated above is hereby increased by no more than 10.0 for fiscal year 2000 and 18.0 for fiscal year 2001.

- b. None of the funds appropriated pursuant to this provision may be expended by the Texas Savings and Loan Department unless:
- (1) the Finance Commission files a written copy of the finding of fact, referenced in subsection (a) above, with the Governor's Office and the Legislative Budget Board; and
  - (2) neither the Governor's Office nor the Legislative Budget Board issues a written disapproval within 30 days of the receipt of the finding of fact.
  - (3) The appropriations in item 4(a) are also contingent upon the Department generating sufficient additional fee revenues to cover these contingency appropriations and related employee benefits and providing such information as may be deemed necessary by the Comptroller of Public Accounts to issue a finding of fact that the increased revenues will be available to fund the increased appropriations. These increased revenues must exceed \$1,188,000 for 2000 and \$1,187,000 for 2001 (Object Code 3172) contained in the Comptroller of Public Accounts' Biennial Revenue Estimate. The revenue amounts required by this section shall be separate from, and in addition to, the requirements in Section 5 below.
5. **Contingent Revenue.** Of the amounts appropriated above to the Savings and Loan Department for the purchase of a document imaging system in Strategy A.1.1., Examination, the amount of \$8,885 in 2000, in Strategy A.2.2., Enforcement, the amount of \$8,885 in 2000 and in Strategy C.1.1, Indirect Administration, the amounts of \$16,195 in 2000 and \$4,350 in 2001 are contingent on the Savings and Loan Department assessing fees sufficient to generate, during the 2000-01 biennium, \$49,003 in excess of \$2,375,000 (Object Code 3172) contained in the Comptroller of Public Accounts' Biennial Revenue Estimate for 2000 and 2001. The Savings and Loan Department, upon completion of necessary actions to assess or increase such additional fees, shall furnish copies of the Finance Commission's minutes and other information supporting the estimated revenues to be generated for the 2000-01 biennium under the revised fee structure to the Comptroller of Public Accounts. If the Comptroller finds the information sufficient to support the projection of increased revenues, a finding of fact to that effect shall be issued and the contingent appropriation shall be made available for the intended purposes. The revenue amounts required by this section shall be separate from, and in addition to, the requirements in Section 4 above.
6. **Contingency Appropriation: Senate Bill 1074.** Contingent upon the enactment of Senate Bill 1074, or similar legislation relating to the licensing of mortgage brokers by the Seventy-sixth Legislature, Regular Session, the Savings and Loan Department is hereby appropriated \$400,039 in fiscal year 2000 and \$275,106 in fiscal year 2001 for the purpose of implementing that Act. Such appropriations are also contingent on the Savings and Loan Department assessing fees sufficient to generate, during the 2000-01 biennium, \$757,363 in excess of: (1) \$2,375,000 (Object Code 3172) contained in the Comptroller of Public Accounts' Biennial Revenue Estimate for 2000 and 2001, and (2) the \$49,003 required to be raised in rider 5. The Savings and Loan Department, upon completion of necessary actions to assess or increase such additional fees, shall furnish copies of the Finance Commission's minutes and other information supporting the estimated revenues to be generated for the 2000-01 biennium under the revised fee structure to the Comptroller of Public Accounts. If the Comptroller finds the information sufficient to support the projection of increased revenues, a finding of fact to that effect shall be issued and the contingent appropriation shall be made available for the intended purposes. Also contingent on: (1) the enactment of Senate Bill 1074, or similar legislation, and (2) the Savings

**SAVINGS AND LOAN DEPARTMENT**  
(Continued)

and Loan Department meeting the above revenue target, the "Number of Full-time Equivalent Positions (FTE)" figure indicated above is hereby increased by five in 2000 and five in 2001.

**FUNERAL SERVICE COMMISSION**

	For the Years Ending	
	August 31, 2000	August 31, 2001
<b>A. Goal: COMPETENT LICENSEES</b>		
To manage a program of examination and licensure that ensures the development of competent funeral professionals with high standards of professional and ethical conduct.		
<b>Outcome (Results/Impact):</b>		
Percent of Licensees with no Recent Violations	96%	96%
<b>A.1.1. Strategy: LICENSING REQUIREMENTS</b>		
Issue and renew licenses, manage a provisional licensing program and monitor continuing education requirements.	\$ 132,377	\$ 132,378
<b>Output (Volume):</b>		
Number of New Licenses Issued to Individuals	388	388
<b>B. Goal: ENFORCE STANDARDS</b>		
To aggressively and effectively provide enforcement and protect the public from incompetent services and unethical conduct.		
<b>Outcome (Results/Impact):</b>		
Percent of Complaints Resulting in Disciplinary Action	50%	50%
<b>B.1.1. Strategy: INSPECTIONS</b>		
To provide enforcement through a vigorous program of inspections and investigations.	\$ 247,448	\$ 247,448
<b>Output (Volume):</b>		
Number of Complaints Resolved	150	150
<b>Efficiencies:</b>		
Average Time for Complaint Resolution	140	140
<b>B.2.1. Strategy: RULE COMPLIANCE</b>		
Review investigated complaints and recommend disciplinary or other action.	\$ 121,550	\$ 121,550
<b>Output (Volume):</b>		
Number of Licenses Revoked or Suspended (Individuals)	5	5
<b>Total, Goal B: ENFORCE STANDARDS</b>	<b>\$ 368,998</b>	<b>\$ 368,998</b>
<b>Grand Total, FUNERAL SERVICE COMMISSION</b>	<b>\$ 501,375</b>	<b>\$ 501,376</b>
<b>Method of Financing:</b>		
General Revenue Fund	\$ 496,375	\$ 496,376
Appropriated Receipts	5,000	5,000
<b>Total, Method of Financing</b>	<b>\$ 501,375</b>	<b>\$ 501,376</b>

**FUNERAL SERVICE COMMISSION**  
(Continued)

<b>Other Direct and Indirect Costs Appropriated Elsewhere in this Act</b>	\$ 92,031	\$ 93,061
<b>Number of Full-time Equivalent Positions (FTE)</b>	10.0	10.0
<b>Schedule of Exempt Positions and Per Diem of Board Members</b>		
Executive Director	\$43,680	\$43,680
Per Diem of Board Members	3,850	3,850

1. **Contingency Appropriation for Agency Transfer.** Funds appropriated above for fiscal years 2000–2001 for the Texas Funeral Service Commission are made contingent on the continuation of the Texas Funeral Service Commission by the Legislature. In the event the agency's functions are transferred to another state agency, the funds appropriated above are hereby appropriated to the successor agency.

**DEPARTMENT OF INSURANCE**

	For the Years Ending	
	August 31, 2000	August 31, 2001
<b>A. Goal: ENCOURAGE FAIR COMPETITION</b>		
Encourage fair competition in the insurance industry.		
<b>Outcome (Results/Impact):</b>		
Percent of Agent License Filings Completed Within 15 Days	92%	92%
Percent of Statutory Rate and Form Filings Completed Within 90 Days	80%	80%
Number of Automobiles Covered by Voluntary Policies as a Percent of Total Private Passenger Automobiles in Underserved Markets	60%	60%
Percent of Market Assistance Program (MAP) Applications Eligible for Referral Resulting in the Issuance of a Residential Property Insurance Policy	50%	50%
<b>A.1.1. Strategy: PROMOTE COMPETITION</b>	\$ 11,112,510	\$ 11,112,510
Collect and analyze market data, provide information to consumers and industry, and process rates, forms and other required filings.		
<b>Output (Volume):</b>		
Number of Inquiries Answered	343,500	346,800
Number of Rate Guides Distributed	325,000	400,000
Number of Life/Health Insurance Filings Completed	24,500	24,500
Number of HMO Form Filings Completed	3,600	3,600
<b>Explanatory:</b>		
Total Number of Licensed Agents	176,000	176,000
Number of Licensed HMOs	72	74
<b>A.1.2. Strategy: PROMOTE UNDERSERVED COVERAGE</b>	\$ 308,714	\$ 308,714
Identify underserved markets and create incentives and implement requirements for insurers to write in underserved markets.		
<b>Explanatory:</b>		
Total Number of Market Assistance Program (MAP) Applications Eligible for Referral	90	90

**DEPARTMENT OF INSURANCE**  
(Continued)

**A.2.1. Strategy: INVESTIGATION/ENFORCEMENT**      \$    4,919,399    \$    4,919,399

Respond promptly to complaints against insurers, agents, and other regulated entities; assist consumers in recovering valid claims; investigate apparent patterns of unlawful or questionable trade practices in the insurance industry; and bring enforcement actions as appropriate.

**Output (Volume):**

Number of Complaints Resolved	23,750	24,750
Dollar Amount Returned to Consumers Through Complaint Resolution	24,000,000	26,000,000
Number of Contested Cases Closed	120	120

**Efficiencies:**

Average Response Time (Days) to Complaints	38	38
--	----	----

**A.2.2. Strategy: INSURER FRAUD**      \$      928,850    \$      928,850

Investigate potential insurer fraud and initiate legal action when appropriate.

**Output (Volume):**

Number of Referrals of Alleged Insurer Fraud to Attorney General, District Attorney, or Other Appropriate Agency or Law Enforcement Authorities	65	70
---	----	----

**Total, Goal A: ENCOURAGE FAIR COMPETITION**      \$    17,269,473    \$    17,269,473

**B. Goal: INSURANCE INDUSTRY FINANCIAL HEALTH**  
Encourage the financial health of the insurance industry through monitoring and regulation.

**Outcome (Results/Impact):**

Percent of Companies Subject to Statutorily Mandated Examinations Intervals That Received a Comprehensive On-Site Examination During the Fiscal Year	32%	28%
Special Deputy Receiver Receivership Asset Recovery Expenses as a Percent of the Total Dollars Collected by Special Deputy Receivers	30%	30%
Average Number of Days From Company "At Risk" Identification to the Date of Solvency-Related Regulatory Action	42	42
Percent of Companies Rehabilitated After TDI Solvency-Related Intervention	18%	19%

**B.1.1. Strategy: INSURERS FINANCIAL CONDITION**      \$    11,883,361    \$    11,883,361

Analyze the financial condition of insurers, identify weak companies, and rehabilitate, liquidate or take other action against financially weak companies.

**Output (Volume):**

Number of Entities Receiving TDI Solvency-Related Intervention	25	22
Number of Holding Company Transactions Reviewed	750	750
Number of Actuarial Exams Completed	80	80
Number of On-Site Examinations Conducted	175	175

**Efficiencies:**

Average State Cost per Examination	24,312	24,312
------------------------------------	--------	--------

**Explanatory:**

Dollar Amount (Millions) of Insurance Company Insolvencies	11.18	13.42
Number of Estates Placed in Receivership	5	6

**C. Goal: DECREASE INDUSTRY LOSS COSTS**

Decrease insurance industry loss costs.

**Outcome (Results/Impact):**

Percent of Fire Inspections That Meet Inspection Requirements	90%	90%
Percent of Windstorm Inspections that Result in an "Approved" Status Code	40%	40%

**DEPARTMENT OF INSURANCE**  
(Continued)

<b>C.1.1. Strategy: LOSS CONTROL PROGRAMS</b>	\$ 3,062,790	\$ 3,062,790
Inspect insurance loss control programs offered to policyholders, and assure compliance with filed property schedules and windstorm construction codes.		
<b>Output (Volume):</b>		
Number of Windstorm Inspections Completed	51,000	51,000
Number of Inspections of Insurer Loss Control Programs Completed	240	240
Number of Fire Safety Oversight Inspections Completed	1,200	1,200
<b>Efficiencies:</b>		
Average Cost Per Windstorm Inspection	32.5	32.5
<b>C.1.2. Strategy: PROVIDER/CONSUMER FRAUD</b>	<u>\$ 1,138,924</u>	<u>\$ 1,138,924</u>
Investigate possible provider fraud and consumer fraud and refer violations for prosecution when appropriate.		
<b>Output (Volume):</b>		
Number of Referrals of Alleged Consumer and Provider Fraud to Attorney General, District Attorney or Other Appropriate Agency or Law Enforcement Authorities	75	75
<b>Total, Goal C: DECREASE INDUSTRY LOSS COSTS</b>	<u>\$ 4,201,714</u>	<u>\$ 4,201,714</u>
<b>D. Goal: REDUCE LOSS OF LIFE AND PROPERTY</b>		
Reduce Loss of Life and Property Due to Fire.		
<b>Outcome (Results/Impact):</b>		
Percent of Referred SFMO Criminal Investigations Resulting in Enforcement/Legal Action	60%	60%
Percent of Registrations, Licenses, and Permits Issued, After Receipt of a Completed Application, Within 20 Days to Fire Alarm, Fire Extinguisher, Fire Sprinkler, and Fireworks Firms, Individuals and Other Entities	95%	95%
<b>D.1.1. Strategy: FIRE PROTECTION</b>	\$ 3,660,449	\$ 3,660,449
Provide fire prevention and fire safety presentations, and enforce regulations related to fire safety through investigation, analysis of evidence, inspection of property, and licensing of the fire protection and fireworks industry.		
<b>Output (Volume):</b>		
Number of Fire Investigations Completed	350	350
Number of Registrations, Licenses, and Permits Issued to Fire Alarm, Fire Extinguisher, Fire Sprinkler and Fireworks Firms, Individuals, and Other Regulated Entities	9,500	8,700
<b>E. Goal: INDIRECT ADMINISTRATION</b>		
<b>E.1.1. Strategy: CENTRAL ADMINISTRATION</b>	\$ 4,381,947	\$ 4,381,947
<b>E.1.2. Strategy: INFORMATION RESOURCES</b>	\$ 4,165,176	\$ 4,165,176
<b>E.1.3. Strategy: OTHER SUPPORT SERVICES</b>	<u>\$ 1,866,637</u>	<u>\$ 1,866,637</u>
<b>Total, Goal E: INDIRECT ADMINISTRATION</b>	<u>\$ 10,413,760</u>	<u>\$ 10,413,760</u>
<b>Grand Total, DEPARTMENT OF INSURANCE</b>	<u>\$ 47,428,757</u>	<u>\$ 47,428,757</u>

**DEPARTMENT OF INSURANCE**  
(Continued)

**Method of Financing:**

General Revenue Fund - Dedicated - Texas Department of Insurance Operating Fund Account No. 036	\$	47,003,807	\$	47,003,807
Appropriated Receipts		372,150		372,150
Interagency Contracts		<u>52,800</u>		<u>52,800</u>
<b>Total, Method of Financing</b>	<b>\$</b>	<b><u>47,428,757</u></b>	<b>\$</b>	<b><u>47,428,757</u></b>

**Other Direct and Indirect Costs Appropriated  
Elsewhere in this Act**

	\$	15,148,044	\$	15,263,243
--	----	------------	----	------------

**Number of Full-time Equivalent Positions (FTE)**

	1,045.5	1,045.5
--	---------	---------

**Schedule of Exempt Positions**

Commissioner of Insurance, Group 6	\$157,500	\$157,500
------------------------------------	-----------	-----------

1. **Capital Budget.** None of the funds appropriated above may be expended for capital budget items except as listed below. The amounts shown below shall be expended only for the purposes shown and are not available for expenditure for other purposes. Amounts appropriated above and identified in this provision as appropriations either for "Lease payments to the Master Lease Purchase Program" or for items with a "(MLPP)" notation shall be expended only for the purpose of making lease-purchase payments to the Texas Public Finance Authority pursuant to the provisions of V.T.C.S., Art. 601d, Sec. 9A.

	<u>2000</u>	<u>2001</u>
--	-------------	-------------

Out of the General Revenue Fund - Dedicated -  
Texas Department of Insurance Operating Fund  
Account No. 036:

a. **Acquisition of Information Resource Technologies**

(1) Acquisition of Resource Information Technologies (00/01)	\$	<u>1,206,721</u>	\$	<u>1,206,721</u>
---	----	------------------	----	------------------

Total, Capital Budget	\$	<u>1,206,721</u>	\$	<u>1,206,721</u>
-----------------------	----	------------------	----	------------------

2. **Appropriation Source, Rehabilitation of Insurance Companies.** Of the amounts appropriated above, \$125,000 each year of the biennium is from fees that the Department of Insurance shall collect from companies that are successfully rehabilitated by the Department. Fees collected and appropriated above shall be in amounts sufficient to cover, yet not exceed, costs of rehabilitating those companies. Any such fees collected in excess of \$125,000 each year of the biennium are also hereby appropriated for the biennium beginning September 1, 1999, for the sole purpose of the rehabilitation of other insurance companies pursuant to Sec. 17(a) of Article 21.28A of the Texas Insurance Code.
3. **NAIC Company Database.** Funds appropriated above include \$2,500,000 for the biennium from the General Revenue Fund-Dedicated for payment of company fees to the National Association of Insurance Commissioners for NAIC use of insurance company statistical reports in the NAIC national database. Such payments are necessary under provisions of the Insurance Code, Art. 1.11(b), and directly support availability of the NAIC database to the agency for monitoring financial solvency of insurance companies licensed in the State of Texas.
4. **State Support for NAIC Activities.** The agency is prohibited from using resources in support of the National Association of Insurance Commissioners in the absence of NAIC accreditation



**DEPARTMENT OF INSURANCE**  
(Continued)

of the Texas Department of Insurance for compliance with NAIC Financial Regulation Standards. The prohibition would be effective immediately upon loss of accreditation. The only exceptions to this prohibition shall be limited to expenditures necessary for (1) continued Departmental use of the NAIC database for monitoring financial solvency of companies doing business in Texas; (2) solvency-related training; and (3) efforts to regain accreditation. The prohibition on using resources does not apply in the event that the commissioner voluntarily determines not to participate in the state insurance department accreditation program.

5. **Liquidation Oversight and Title Examiner Full-Time Equivalent Positions.** In addition to the full-time equivalent positions authorized above, an additional 32.5 full-time equivalent positions are authorized for each year of the 2000-01 biennium to support liquidation oversight and title examiner activities. These positions are excluded from the FTE cap.
6. **Appropriations Limited to Revenue Collections.** The application of special provisions limiting appropriations to revenue collections elsewhere in this Article shall be consistent with relevant statutory provisions governing the agency's assessment of tax rates and fees. As provided by the Texas Insurance Code, the commissioner shall take into account unexpended funds in the preceding year when adjusting rates of assessment necessary to pay all expenses of regulating insurance and conducting the operations of the State Fire Marshal during the succeeding year.
7. **Reimbursement of Advisory Committee Members.** Pursuant to V.T.C.A., Government Code, Section 2110.004 and out of funds appropriated above, reimbursement of advisory committee members from funds appropriated to the Texas Department of Insurance is limited to the following: HMO Solvency Surveillance Committee, Building Code Advisory Committee, Executive Committee for Market Assistance Program (MAP), Utilization Review Advisory Committee, Fire Alarm Advisory Committee, Fire Sprinkler Advisory Committee, Fire Extinguisher Advisory Committee, and Fireworks Advisory Committee.
8. **Travel Cap.** Out of the funds appropriated above, expenditures for travel by the Texas Department of Insurance are limited to \$1,827,915 in fiscal year 2000 and \$1,827,915 in fiscal year 2001. Of these amounts, \$850,000 in fiscal year 2000 and \$850,000 in fiscal year 2001 shall be utilized solely for the purpose of financial examinations.
9. **Maintenance Tax on Gross Premiums.** It is the intent of the Legislature that during the 2000-01 biennium the Texas Department of Insurance shall not increase its maintenance tax on the gross premiums of any line of insurance to compensate for expenditures by the Texas Forest Service from the Texas Department of Insurance Operating Fund Account 0036 for the Wildfire Protection Plan.
10. **Contingency Appropriation: House Bill 2253.** Contingent upon enactment of House Bill 2253, or similar legislation relating to the operation of the catastrophe reserve trust fund by the Seventy-sixth Legislature, Regular Session, the Department of Insurance is hereby appropriated \$2,000,000 in 2000 and \$2,000,000 in 2001 out of the Texas Department of Insurance Operating Fund Account 0036 for the purpose of maintaining the catastrophe reserve trust fund. The amount specified immediately above shall constitute the contribution of the state to the funding of the catastrophe reserve trust fund. Such appropriations are also contingent on the Department of Insurance assessing fees sufficient to generate, during the 2000-01 biennium, \$4,000,000 in excess of \$78,774,000 (Object Code 3203) contained in the Comptroller of Public Accounts' Biennial Revenue Estimate for 2000 and 2001.
11. **Contingency Appropriation: Senate Bill 677.** Contingent upon enactment of Senate Bill 677, or similar legislation relating to the creation and operation of the Windstorm Building Code Advisory Committee by the Seventy-sixth Legislature, Regular Session, travel expenses for members of the Windstorm Building Code Advisory Committee may be reimbursed pursuant to V.T.C.A. Government Code, Section 2110.04 out of funds appropriated above.

**DEPARTMENT OF INSURANCE**

(Continued)

12. **Contingency Appropriation: House Bill 1919.** Contingent upon enactment of House Bill 1919, or similar legislation by the Seventy-sixth Legislature, Regular Session, relating to the legislative review of health care benefits that are mandated to be provided by health benefit plans, the Department of Insurance is hereby allocated \$250,000 out of funds appropriated above for the purposes of implementing this Act. Any unexpended balances of these funds remaining as of August 31, 2000 are hereby appropriated to the Department of Insurance for the same purpose.

**OFFICE OF PUBLIC INSURANCE COUNSEL**

	For the Years Ending	
	August 31,	August 31,
	<u>2000</u>	<u>2001</u>

**Out of the General Revenue Fund:**

**A. Goal: ADVOCATE FOR INSURANCE CONSUMERS**

To advocate positions advantageous to Texas consumers forcefully and effectively in rate hearings, rulemaking, court proceedings, and other public forums involving insurance matters.

**Outcome (Results/Impact):**

Percentage of Industry-Wide Rate Hearings in Which OPIC Participated	100%	100%
Percentage of Analyzed Rate and Rulemaking Proceedings in Which OPIC Participated	50%	50%
Savings to Consumers as a Result of Rate Hearings Participation (in Millions)	750	750

**A.1.1. Strategy: PARTICIPATE IN RATE/RULE HEARINGS**

	\$ 797,219		\$ 797,219
--	------------	--	------------

Actively participate in industry-wide rate hearings, analyzed rate filings, and rulemaking proceedings on behalf of Texas insurance consumers by using expert witnesses, providing staff and consumer testimony, and relying on staff research and staff attorneys.

**Output (Volume):**

Number of Industry-Wide Rate Hearings in Which OPIC Participated	6	5
Number of Analyzed Rate Filings in Which OPIC Participated	5	5
Number of Rulemaking Proceedings in Which OPIC Participated	40	40

**A.2.1. Strategy: INFORMATION AND RESEARCH**

	\$ 96,723		\$ 96,723
--	-----------	--	-----------

Provide information and research assistance to the Legislature and Executive Branch, including results of ad hoc special research or analytical projects for current issues. Participate in judicial proceedings.

**Output (Volume):**

Number of Judicial Proceedings (Appellate and Otherwise) in Which OPIC Participated as a Party of Record	2	2
--	---	---

**Total, Goal A: ADVOCATE FOR INSURANCE CONSUMERS**

	\$ 893,942		\$ 893,942
--	------------	--	------------

**OFFICE OF PUBLIC INSURANCE COUNSEL**  
(Continued)

**B. Goal: INCREASE CONSUMER CHOICE**

To increase effective consumer choice by educating Texas insurance consumers about their rights and responsibilities and about the operation of Texas insurance markets, and to obtain market information which results in rate, rule, or legislative proposals benefiting Texas insurance consumers.

**Outcome (Results/Impact):**

Percent of Texas Insurance Consumers Reached by OPIC Outreach Efforts

50%

50%

**B.1.1. Strategy: INSURANCE INFORMATION**

\$ 285,284    \$ 285,284

To contact Texas consumers to obtain market information and to provide consumers with information needed in order to make informed choices by conducting issue research, producing informational materials, and making public presentations, and formulating and revising consumer bills of rights.

**Output (Volume):**

Number of Newsletters and Report Cards Produced and Distributed

28,000

28,000

Number of Releases Produced and Interviews Given and Newspaper Op-ed Columns Produced

38

38

**Grand Total, OFFICE OF PUBLIC INSURANCE COUNSEL**

\$ 1,179,226    \$ 1,179,226

**Other Direct and Indirect Costs Appropriated Elsewhere in this Act**

\$ 293,541    \$ 294,390

**Number of Full-time Equivalent Positions (FTE)**

18.0

18.0

**Schedule of Exempt Positions**

Public Counsel, Group 2

\$75,000

\$75,000

**BOARD OF PROFESSIONAL LAND SURVEYING**

For the Years Ending  
August 31,                      August 31,  
2000                                      2001

**Out of the General Revenue Fund:**

**A. Goal: LICENSING & ENFORCEMENT**

To ensure that the residents of Texas will be able to obtain competent and accurate surveys prepared by qualified surveyors capable of meeting or exceeding the Professional and Technical Standards of Practice for surveying in Texas.

**Outcome (Results/Impact):**

Percent of Licensees with no Recent Violations

98%

98%

Percent of Documented Complaints Resolved Within Six Months

58%

58%

**BOARD OF PROFESSIONAL LAND SURVEYING**  
(Continued)

**A.1.1. Strategy:** LICENSING AND EDUCATION \$ 310,121 \$ 310,121  
The board will examine applicants and regulate practicing surveyors, licensing only competent surveyors who must maintain competency through the completion of continuing education courses.

<b>Output (Volume):</b>		
Number of New Licenses Issued to Individuals	40	40
Number of Licenses Renewed (Individuals)	2,863	2,863
Complaints Resolved	40	40
<b>Efficiencies:</b>		
Average Licensing Cost per Individual License Issued	6.5	6.5
Median Time for Complaint Resolution	180	180

**A.1.2. Strategy:** EXAMINATION \$ 8,400 \$ 8,400

Purchase and grade the national exam. (Estimated and non-transferable)

<b>Output (Volume):</b>		
Individuals Examined (National Exam)	140	140

**Total, Goal A: LICENSING & ENFORCEMENT** \$ 318,521 \$ 318,521

**Grand Total, BOARD OF PROFESSIONAL LAND SURVEYING** \$ 318,521 \$ 318,521

**Other Direct and Indirect Costs Appropriated Elsewhere in this Act** \$ 46,217 \$ 46,775

**Number of Full-time Equivalent Positions (FTE)** 4.0 4.0

<b>Schedule of Exempt Positions and Per Diem of Board Members</b>		
Executive Director, Group 1	\$47,000	\$47,000
Per Diem of Board Members	6,460	6,460

1. **Fee Rates.** To provide for the recovery of costs for the preceding appropriations, the following fee rates shall be in effect for fiscal years 2000 and 2001, pursuant to the provisions of V.T.C.A., Government Code, Section 316.043 :

- a. **Certificate Renewal:**
  - (1) Registered Professional Surveyors Not less than \$115.00 or more than \$125.00
  - (2) Licensed State Land Surveyors \$ 35.00
- b. **Examination Fee:**
  - (1) Registered Professional Surveyors \$125.00

## DEPARTMENT OF LICENSING AND REGULATION

	For the Years Ending	
	August 31, 2000	August 31, 2001

### A. Goal: LICENSING

To effectively serve the public by licensing, certifying, and registering qualified individuals and businesses, and provide information concerning the regulated industries.

#### Outcome (Results/Impact):

Percent of Applications Processed Within Established Time Frames	85%	87%
Percent of Licensees With No Recent Violations	96%	96%

**A.1.1. Strategy:** LICENSE/REGISTER/CERTIFY  
Issue licenses, registrations, and certificates to qualified applicants.

	\$ 540,661	\$ 540,661
--	------------	------------

#### Output (Volume):

Number of New Licenses Issued	18,750	19,090
Number of Licenses Renewed	36,300	36,960

#### Efficiencies:

Average Cost per License Issued	10.87	10.84
---------------------------------	-------	-------

#### Explanatory:

Number of Certificates of Insurance Processed	21,828	23,355
Total Number of Individuals Licensed	31,444	34,588
Total Number of Facilities Licensed	87,363	93,904

**A.1.2. Strategy:** EXAMINATIONS

	\$ 155,062	\$ 155,062
--	------------	------------

Administer exams to applicants.

**A.1.3. Strategy:** DISTRIBUTE INFORMATION

	\$ 85,988	\$ 85,988
--	-----------	-----------

Develop and distribute information about regulated industries.

**Total, Goal A: LICENSING**

	\$ 781,711	\$ 781,711
--	------------	------------

### B. Goal: ENFORCEMENT

To protect the public by enforcing laws administered by the agency.

#### Outcome (Results/Impact):

Percent of Complaints Resulting in Disciplinary Action	30%	30%
Percent of Building Architectural Barrier Inspections Completed Within Statutory Time Limits	84%	88%
Percent of Building Plan Reviews Completed Within Thirty Days	90%	93%
Inspection Coverage Rate	89	91
Percentage of Boilers Inspected for Certification Within Appropriate Timelines	84%	89%

**B.1.1. Strategy:** CONDUCT INSPECTIONS

	\$ 3,010,346	\$ 3,010,346
--	--------------	--------------

To enforce laws by conducting routine, complex, and special inspections.

#### Output (Volume):

Number of Inspections Completed by Agency Staff	27,291	27,906
Number of Building Plans Reviewed for Architectural Barriers by Agency Staff	3,385	3,470

#### Efficiencies:

Average Number of Months to Complete Architectural Barrier Inspections by Agency Staff	13	12
Average Number of Days to Complete Building Plan Reviews for Architectural Barriers by Agency Staff	29	21

**DEPARTMENT OF LICENSING AND REGULATION**  
(Continued)

<b>B.1.2. Strategy:</b> RESOLVE COMPLAINTS	\$ 1,401,317	\$ 1,401,317
To enforce compliance through timely case settlements and prosecutions, administrative penalties, and sanctions.		
<b>Output (Volume):</b>		
Number of Complaints Resolved	2,003	2,003
<b>Efficiencies:</b>		
Average Time for Consumer Complaint Resolution	120	120
<b>Explanatory:</b>		
Number of Jurisdictional Complaints	2,014	2,014
<b>Total, Goal B: ENFORCEMENT</b>	<u>\$ 4,411,663</u>	<u>\$ 4,411,663</u>
<b>C. Goal:</b> INDIRECT ADMINISTRATION		
<b>C.1.1. Strategy:</b> CENTRAL ADMINISTRATION	\$ 562,541	\$ 562,541
<b>C.1.2. Strategy:</b> INFORMATION RESOURCES	\$ 331,377	\$ 331,377
<b>C.1.3. Strategy:</b> OTHER SUPPORT SERVICES	<u>\$ 196,079</u>	<u>\$ 196,079</u>
<b>Total, Goal C: INDIRECT ADMINISTRATION</b>	<u>\$ 1,089,997</u>	<u>\$ 1,089,997</u>
<b>Grand Total, DEPARTMENT OF LICENSING AND REGULATION</b>	<u>\$ 6,283,371</u>	<u>\$ 6,283,371</u>
<b>Method of Financing:</b>		
General Revenue Fund	\$ 6,132,430	\$ 6,132,430
Appropriated Receipts	100,232	100,232
Interagency Contracts	25,709	25,709
Auctioneer Education and Recovery Trust Fund No. 898	<u>25,000</u>	<u>25,000</u>
<b>Total, Method of Financing</b>	<u>\$ 6,283,371</u>	<u>\$ 6,283,371</u>
<b>Other Direct and Indirect Costs Appropriated Elsewhere in this Act</b>	\$ 1,785,289	\$ 1,818,837
<b>Number of Full-time Equivalent Positions (FTE)</b>	139.5	139.5
<b>Number of FTEs in Riders</b>	5.0	5.0
<b>Schedule of Exempt Positions</b>		
Commissioner, Group 3	\$70,000	\$70,000

- Capital Budget.** None of the funds appropriated above may be expended for capital budget items except as listed below. The amounts shown below shall be expended only for the purposes shown and are not available for expenditure for other purposes. Amounts appropriated above and identified in this provision as appropriations either for "Lease payments to the Master Lease Purchase Program" or for items with an "(MLPP)" notation shall be expended only for the purpose of making lease-purchase payments to the Texas Public Finance Authority pursuant to the provisions of V.T.C.S., Art. 601d, Sec. 9A.

**DEPARTMENT OF LICENSING AND REGULATION**  
(Continued)

	2000	2001
Out of the General Revenue Fund:		
a. Acquisition of Information Resource Technologies		
(1) Replacement of Obsolete Personal Computers, Printers and Servers	\$ 133,381	\$ 132,600
(2) Imaging System	\$ 110,000	\$
Total, Acquisition of Information Resource Technologies	\$ 243,381	\$ 132,600
b. Transportation Items		
(1) Passenger Vehicle Fleet Replacement	\$ 73,184	\$
Total, Capital Budget	\$ 316,565	\$ 132,600
2. <b>Appropriation: Travel Expenses and Fee Reimbursements</b> . Funds appropriated above include reimbursements for travel expenses and special inspection fees collected pursuant to V.T.C.A., Health and Safety Code, Chapter 755.030, Boilers Fees. Contingent upon certification by the Department of Licensing and Regulation and verification by the Comptroller, all fees collected in excess of \$181,000 each year of the biennium are hereby appropriated to the Texas Department of Licensing and Regulation.		
3. <b>Auctioneer Education and Recovery</b> . Funds appropriated above include all revenue deposited to the Auctioneer Education and Recovery Fund for the purpose and in the amounts specified in V.T.C.S. Article 8700, Section 5A., not to exceed \$25,000 in each fiscal year from the interest on the fund.		
4. <b>Elimination of Architectural Barriers</b> . Out of the General Revenue appropriated above, \$1,546,663 for each year of the biennium, is appropriated from fees collected pursuant to V.T.C.S., Article 9102 for the purposes of administering and enforcing the Architectural Barrier Act, and any fees collected above those annual amounts are hereby appropriated to the Department of Licensing and Regulation for the same purpose.		
5. <b>Reimbursement of Advisory Committee Members</b> . Pursuant to V.T.C.A., Government Code, Section 2110.004, reimbursement of expenses for advisory committee members, out of funds appropriated above, is limited to the following advisory committees: Industrialized Housing and Building Code Council, Water Well Drillers Advisory Council, Architectural Barriers Advisory Committee, Air Conditioning and Refrigeration Contractors Advisory Board, Board of Boiler Rules, Elevator Advisory Board, Property Tax Consultants Advisory Council.		
6. <b>Elevators, Escalators, and Related Equipment</b> . Out of the General Revenue appropriated above, \$516,677 for each year of the biennium, is appropriated from fees collected pursuant to V.T.C.A., Health and Safety Code Chapter 754, Subchapter B for the purposes of administering and enforcing the Elevators, Escalators and Related Equipment Act, and any fees collected above those annual amounts are hereby appropriated to the Department of Licensing and Regulation for the same purpose.		
7. <b>Reciprocity Agreements</b> . It is the intent of the Legislature that the Department of Licensing and Regulation initiate and enter into reciprocity agreements with other states for the purpose of performing industrialized housing inspections in order to minimize the need for the agency sending state employees out of state to perform such inspections. The department may enter into contracts with out-of-state inspectors to conduct such inspections.		

**DEPARTMENT OF LICENSING AND REGULATION**  
(Continued)

8. **Elimination of Architectural Barriers: Reduce Duplicate Inspections.** None of the funds appropriated by this Act shall be expended for the purpose of conducting inspections and plan reviews within the corporate boundaries of a municipality which has applied with the department to perform review and inspection functions pursuant to the Elimination of Architectural Barriers Act, Article 9102, Sec. 5(f), V.T.C.S.
9. **Architectural Barrier Standards: Exemption.** None of the funds appropriated by this Act shall be expended for the purpose of enforcing the accessibility standards under the Elimination of Architectural Barriers program, Art. 9102, V.T.C.S., with respect to a structure or facility used primarily for religious rituals within a building or facility of a religious organization and which is exempt from the application of Article 9102, V.T.C.S., pursuant to Section 2(g) of that article.
10. **Electronic Examinations.** It is the intent of the Legislature that the Texas Department of Licensing and Regulation identify programs for which the required examinations could be offered in an electronic medium, and that the agency develop and implement electronic examinations for these programs.
11. **Use of Temporary and Contract Workers.** It is the intent of the Legislature that the Texas Department of Licensing and Regulation reduce its use of temporary staffing service contracts equivalent to the cost of four full-time employees, as compared to the 1999 level of contracted employees.
12. **Contingent Revenue.** Of the amounts appropriated to the Department of Licensing and Regulation for the purpose of hiring two additional employees in Strategy B.1.1. Resolve complaints, the amount of \$125,000 in fiscal year 2000 and \$125,000 in fiscal year 2001 is contingent on the Department of Licensing and Regulation assessing fees sufficient to generate, during the 2000-01 biennium, \$275,639 in excess of \$16,049,936, (Object Codes 3164, 3147, 3160, 3175, 3727, and 3366) contained in the Comptroller of Public Accounts' Biennial Revenue Estimate for 2000 and 2001. Also contingent on the Department of Licensing and Regulation meeting the above revenue target, the "Number of Full-time Equivalent Positions (FTE)" figure indicated above is hereby increased by two in 2000 and two in 2001 to hire two additional FTEs for the regulation of Air Conditioning Contractors. The Department of Licensing and Regulation, upon completion of necessary actions to assess or increase such additional fees, shall furnish copies of the Department of Licensing and Regulation's minutes and other information supporting the estimated revenues to be generated for the 2000-01 biennium under the revised fee structure to the Comptroller of Public Accounts. If the Comptroller finds the information sufficient to support the projection of increased revenues, a finding of fact to that effect shall be issued and the contingent appropriation shall be made available for the intended purposes.
13. **Contingency Appropriation for Senate Bill 1775.** Contingent upon the enactment of Senate Bill 1775, or similar legislation relating to the regulation of service contract providers, by the Seventy-sixth Legislature, Regular Session, the Department of Licensing and Regulation is hereby appropriated \$217,933 for fiscal year 2000 and \$181,387 for fiscal year 2001 out of additional revenues collected pursuant to Senate Bill 1775 for the purpose of implementing that Act. The Department of Licensing and Regulation is hereby authorized to transfer the appropriation made pursuant to this provision to the appropriate strategy items listed above. Also contingent on the enactment of Senate Bill 1775, or similar legislation, the "Number of Full-time Equivalent Positions (FTE)" figure indicated above is hereby increased by three for fiscal year 2000 and by three for fiscal year 2001.



## BOARD OF MEDICAL EXAMINERS

For the Years Ending  
 August 31,                      August 31,  
2000                                      2001

**A. Goal: LICENSURE**

Protect the public by licensing qualified practitioners, and non-profit entities, by determining eligibility for licensure through examination, reciprocity, credential verification or renewal, and by collecting information on those licensed by the Texas State Board of Medical Examiners, the Texas State Board of Acupuncture Examiners, and the Texas State Board of Physician Assistant Examiners.

**Outcome (Results/Impact):**

Percent of Licensees With No Recent Violations (Physician) 99% 99%

**A.1.1. Strategy: LICENSING**

\$ 1,307,968    \$ 1,253,118

Conduct a timely, efficient, and cost-effective licensure process through specific requirements for examination, endorsement, and renewal of licenses.

**Output (Volume):**

Number of New Licenses Issued to Individuals (Physicians)	4,875	4,875
Number of New Licenses Issued to Individuals (Acupuncture)	65	65
Number of New Licenses Issued to Individuals (Physician Assistant)	323	323
Number of Licenses Renewed (Individuals) (Physicians)	51,742	53,042
Number of Licenses Renewed (Individuals) (Acupuncture)	512	567
Number of Licenses Renewed (Individuals) (Physician Assistant)	2,004	2,127

**Efficiencies:**

Average Licensing Cost Per Individual License Issued (Physician)	17.58	17.18
Average Licensing Cost Per Individual License Issued (Acupuncture)	128.6	117.41
Average Licensing Cost Per Individual License Issued (Physician Assistant)	34.34	32.62
Average Cost Per Facility License Issued	131.16	135.09

**A.1.2. Strategy: PURCHASE AND GRADING**

\$ 20,000    \$ 20,000

Purchase and Grading of National Exam, estimated and nontransferable.

**Total, Goal A: LICENSURE**

\$ 1,327,968    \$ 1,273,118

**B. Goal: ENFORCE ACTS**

To protect the public by conducting investigations of allegations against licensees and taking appropriate corrective and/or disciplinary action when necessary; by educating the public, staff, and licensees regarding the functions and services of the Texas State Board of Medical Examiners, the Texas State Board of Acupuncture Examiners, and the Texas State Board of Physician Assistant Examiners.

**Outcome (Results/Impact):**

Percent of Complaints Resulting in Disciplinary Action (Physician)	9%	9%
Percent of Complaints Resulting in Disciplinary Action (Acupuncture)	10%	10%

**BOARD OF MEDICAL EXAMINERS**  
(Continued)

Percent of Complaints Resulting in Disciplinary Action (Physician Assistant)

6%

6%

**B.1.1. Strategy: ENFORCEMENT**

\$ 2,189,222      \$ 2,206,542

Conduct competent, fair, and timely investigations; ensure due process for respondents; monitor the resolution of complaints; maintain adequate monitoring of all probationers in a timely fashion; and contact consumer complainants in a timely and regular manner.

**Output (Volume):**

Number of Complaints Resolved (Physician)	1,400	1,400
Number of Complaints Resolved (Acupuncture)	8	8
Number of Complaints Resolved (Physician Assistant)	32	35

**Efficiencies:**

Average Time For Complaint Resolution (Physician)	310	310
---	-----	-----

**Explanatory:**

Number of Jurisdictional Complaints Received (Physician)	1,400	1,450
Number of Jurisdictional Complaints Received (Acupuncture)	10	12
Number of Jurisdictional Complaints Received (Physician Assistant)	35	40

**B.2.1. Strategy: PUBLIC EDUCATION**

\$ 90,321      \$ 90,321

Provide public awareness and educational programs to educate the public and licensees regarding the agency's functions, services and responsibilities.

**Total, Goal B: ENFORCE ACTS**

\$ 2,279,543      \$ 2,296,863

**C. Goal: INDIRECT ADMINISTRATION**

**C.1.1. Strategy: INDIRECT ADMINISTRATION**

\$ 1,159,702      \$ 975,910

**Grand Total, BOARD OF MEDICAL EXAMINERS**

\$ 4,767,213      \$ 4,545,891

**Method of Financing:**

General Revenue Fund	\$ 4,704,713	\$ 4,483,391
Appropriated Receipts	<u>62,500</u>	<u>62,500</u>

**Total, Method of Financing**

\$ 4,767,213      \$ 4,545,891

**Other Direct and Indirect Costs Appropriated Elsewhere in this Act**

\$ 1,312,228      \$ 1,324,148

**Number of Full-time Equivalent Positions (FTE)**

101.0      101.0

**Schedule of Exempt Positions and Per Diem of Board Members**

Executive Director, Group 3	\$85,000	\$85,000
Salary Supplement	12,000	12,000
Per Diem of Board Members	23,500	23,500

1. **Capital Budget.** None of the funds appropriated above may be expended for capital budget items except as listed below. The amounts shown below shall be expended only for the purposes shown and are not available for expenditure for other purposes. Amounts appropriated above and identified in this provision as appropriations either for "Lease Payments to the

**BOARD OF MEDICAL EXAMINERS**  
(Continued)

Master Lease Purchase Program" or for items with an "(MLPP)" notation shall be expended only for the purpose of making lease-purchase payments to the Texas Public Finance Authority pursuant to the provisions of V.T.C.S., Art. 601d, Sec. 9A.

	2000	2001
<b>Out of the General Revenue Fund:</b>		
a. Acquisition of Information Resource Technologies		
(1) Replacement of Computer Hardware and Software	\$ 57,321	\$ 90,321
(2) Programming Software	25,000	
(3) Imaging System	\$ 125,000	\$
<b>Total, Capital Budget</b>	\$ 207,321	\$ 90,321

2. **Interagency Contract with the Center for Rural Health Initiatives.** Included in the amounts appropriated above for Strategy A.1.1., Licensing, in the amounts of \$90,000 in each fiscal year of the biennium, out of fees generated from the Physician Assistant's program, are funds which shall be used for an interagency contract with the Center for Rural Health Initiatives (Department of Health) to provide funding for the Physician Assistant Student Loan Repayment program for those physician assistants who practice in rural areas of the state.
  
3. **Salary Supplementation.** In addition to the amount specified in the schedule of exempt positions for the salary of the executive director, the State Board of Medical Examiners may approve a salary supplement not to exceed \$12,000 annually if the executive director is a medical doctor and an attorney.
  
4. **Executive Director Salary.** If the Executive Director is not a physician, the amount listed in the Schedule of Exempt Positions shall be \$68,173 for fiscal year 2000 and \$68,173 for fiscal year 2001. The exempt position shall also be listed as "Group 2."
  
5. **Contingent Revenue.** Of the amounts appropriated above to the Board of Medical Examiners in Strategy C.1.1., Indirect Administration, the amount of \$125,000 in fiscal year 2000 is contingent on the Board of Medical Examiners assessing fees sufficient to generate, during the 2000-01 biennium, \$125,000 in excess of \$17,415,703, (Object Code 3560), contained in the Comptroller of Public Accounts' Biennial Revenue Estimate for 2000 and 2001. The Board of Medical Examiners, upon completion of necessary actions to assess or increase such additional fees, shall furnish copies of the Board of Medical Examiners' minutes and other information supporting the estimated revenues to be generated for the 2000-01 biennium under the revised fee structure to the Comptroller of Public Accounts. If the Comptroller finds the information sufficient to support the projection of increased revenues, a finding of fact to that effect shall be issued and the contingent appropriation shall be made available for the intended purposes.
  
6. **Contingency Appropriation: House Bill 110.** Contingent upon the enactment of House Bill 110, or similar legislation relating to the establishment and administration of a physician profile program, by the Seventy-sixth Legislature, Regular Session, the Board of Medical Examiners is hereby appropriated \$975,129 for fiscal year 2000 and \$472,529 for fiscal year 2001 out of general revenue for the purpose of implementing that Act. Such appropriations are also contingent on the Board of Medical Examiners assessing fees sufficient to generate, during the 2000-01 biennium, \$1,447,658 in excess of: (1) \$17,415,703, Object Code 3560, contained in the Comptroller of Public Accounts' Biennial Revenue Estimate for 2000 and 2001, (2) the \$125,000 required to be raised in rider 5 and (3) the \$78,750 required to be raised in rider 7. The Board of Medical Examiners, upon completion of necessary actions to assess or increase such additional fees, shall furnish copies of board minutes and other information supporting the estimated revenues to be generated for the 2000-01 biennium under the revised fee structure to

**BOARD OF MEDICAL EXAMINERS**  
(Continued)

the Comptroller of Public Accounts. If the Comptroller finds the information sufficient to support the projection of increased revenues, a finding of fact to that effect shall be issued and the contingent appropriation shall be made available for the intended purposes. Funds appropriated by this provision may be expended for capital budget purposes, notwithstanding limitations on capital budget expenditures elsewhere in this Act.

7. **Contingency Appropriation: Senate Bill 1340.** Contingent upon the enactment of Senate Bill 1340, or similar legislation relating to the regulation of physicians who administer anesthesia or perform a surgical procedure for which anesthesia services are provided in certain outpatient settings, by the Seventy-sixth Legislature, Regular Session, the Board of Medical Examiners is hereby appropriated \$33,750 for fiscal year 2000 and \$45,000 for fiscal year 2001 out of general revenue for the purpose of implementing that Act. Such appropriations are also contingent on the Board of Medical Examiners assessing fees sufficient to generate, during the 2000-01 biennium, \$78,750 in excess of: (1) \$17,415,703, Object Code 3560, contained in the Comptroller of Public Accounts' Biennial Revenue Estimate for 2000 and 2001, (2) the \$125,000 required to be raised in rider 5 and (3) the \$ 1,447,658 required to be raised in rider 6. The Board of Medical Examiners, upon completion of necessary actions to assess or increase such additional fees, shall furnish copies of board minutes and other information supporting the estimated revenues to be generated for the 2000-01 biennium under the revised fee structure to the Comptroller of Public Accounts. If the Comptroller finds the information sufficient to support the projection of increased revenues, a finding of fact to that effect shall be issued and the contingent appropriation shall be made available for the intended purposes. Funds appropriated by this provision may be expended for capital budget purposes, notwithstanding limitations on capital budget expenditures elsewhere in this Act.

**BOARD OF NURSE EXAMINERS**

	For the Years Ending	
	August 31,	August 31,
	<u>2000</u>	<u>2001</u>

**A. Goal: LICENSING**

To manage cost-effective, quality programs of accreditation, examination, licensure, and regulation that ensure legal standards for professional nursing education and practice and which effectively serve the market demand for qualified professional nurses.

**Outcome (Results/Impact):**

Percent of Licensees with No Recent Violations	99%	99%
--	-----	-----

**A.1.1. Strategy: LICENSING**

Operate an efficient system of licensing, examination, and credentials verification for the practice of professional nursing.

**Output (Volume):**

Number of New Licenses Issued to Individuals	\$ 1,275,930	\$ 1,202,230
Number of Licenses Renewed	10,500	10,500
	72,500	72,500

**Efficiencies:**

Average Licensing Cost per Individual License Issued	2	2
--	---	---

# BOARD OF NURSE EXAMINERS

(Continued)

<b>A.2.1. Strategy: ACCREDITATION</b>	\$ 290,014	\$ 278,579
Operate an effective accreditation program for professional nursing programs that includes the implementation of essential competencies curricula.		
<b>Total, Goal A: LICENSING</b>	<u>\$ 1,565,944</u>	<u>\$ 1,480,809</u>
<b>B. Goal: PROTECT PUBLIC</b>		
To ensure swift, fair, and effective enforcement of the Nursing Practice Act so that consumers are protected from unsafe, incompetent, and unethical nursing practice by registered professional nurses.		
<b>Outcome (Results/Impact):</b>		
Percent of Complaints Resulting in Disciplinary Action	23%	23%
Recidivism Rate for Peer Assistance Programs	3%	3%
<b>B.1.1. Strategy: ADJUDICATE VIOLATIONS</b>	\$ 1,156,773	\$ 1,109,908
Administer an effective system of enforcement and adjudication which includes investigating and resolving complaints.		
<b>Output (Volume):</b>		
Number of Complaints Resolved	2,365	2,558
<b>Efficiencies:</b>		
Average Time for Complaint Resolution (Days)	221	216
<b>Explanatory:</b>		
Number of Jurisdictional Complaints Received	2,300	2,400
<b>B.1.2. Strategy: PEER ASSISTANCE</b>	\$ 370,000	\$ 370,000
Identify, refer and assist those R.N.s whose practice is impaired.		
<b>Output (Volume):</b>		
Number of Licensured Individuals Participating in a Peer Assistance Program	500	500
<b>Total, Goal B: PROTECT PUBLIC</b>	<u>\$ 1,526,773</u>	<u>\$ 1,479,908</u>
<b>Grand Total, BOARD OF NURSE EXAMINERS</b>	<u>\$ 3,092,717</u>	<u>\$ 2,960,717</u>
<b>Method of Financing:</b>		
General Revenue Fund	\$ 2,449,717	\$ 2,317,717
Appropriated Receipts	<u>643,000</u>	<u>643,000</u>
<b>Total, Method of Financing</b>	<u>\$ 3,092,717</u>	<u>\$ 2,960,717</u>
<b>Other Direct and Indirect Costs Appropriated Elsewhere in this Act</b>	\$ 665,194	\$ 669,743
<b>Number of Full-time Equivalent Positions (FTE)</b>	52.0	52.0
<b>Number of FTEs in Riders</b>	3.0	3.0
<b>Schedule of Exempt Positions and Per Diem of Board Members</b>		
Executive Director, Group 2	\$62,000	\$62,000
Per Diem of Board Members	10,000	10,000

# BOARD OF NURSE EXAMINERS

(Continued)

1. **Capital Budget.** None of the funds appropriated above may be expended for capital budget items except as listed below. The amounts shown below shall be expended only for the purposes shown and are not available for expenditure for other purposes. Amounts appropriated above and identified in this provision as appropriations either for "Lease Payments to the Master Lease Purchase Program" or for items with an "(MLPP)" notation shall be expended only for the purpose of making lease-purchase payments to the Texas Public Finance Authority pursuant to the provisions of V.T.C.S., Art. 60Id, Sec. 9A.

	2000	2001
Out of the General Revenue Fund:		
a. Acquisition of Information Resource Technologies		
(1) Office Computer Systems Upgrade	\$ 50,500	\$ 46,100
Total, Capital Budget	\$ 50,500	\$ 46,100

2. **Contingent Revenue.** Of the amounts appropriated above to the Board of Nurse Examiners in Strategy A.1.1., Licensing, the amount of \$19,400 in fiscal year 2000, and in Strategy B.1.1., Adjudicate Violations, for the purpose of hiring three additional investigators, the amount of \$129,000 in fiscal year 2000 and \$129,000 in fiscal year 2001, is contingent on the Board of Nurse Examiners assessing fees sufficient to generate, during the 2000-01 biennium, \$315,858 in excess of \$6,377,117, (Object Code 3560), contained in the Comptroller of Public Accounts' Biennial Revenue Estimate for 2000 and 2001. Also contingent on the Board of Nurse Examiners meeting the above revenue target, the "Number of Full-time Equivalent Positions (FTE)" figure indicated above is hereby increased by three in 2000 and three in 2001. The Board of Nurse Examiners, upon completion of necessary actions to assess or increase such additional fees, shall furnish copies of the Board of Nurse Examiners' minutes and other information supporting the estimated revenues to be generated for the 2000-01 biennium under the revised fee structure to the Comptroller of Public Accounts. If the Comptroller finds the information sufficient to support the projection of increased revenues, a finding of fact to that effect shall be issued and the contingent appropriation shall be made available for the intended purposes.
3. **Contingency Appropriation: Senate Bill 1340.** Contingent upon the enactment of Senate Bill 1340, or similar legislation relating to the regulation of certified registered nurse anesthetists who provide anesthesia services in outpatient settings, by the Seventy-sixth Legislature, Regular Session, the Board of Nurse Examiners is hereby appropriated \$36,000 for fiscal year 2001 in Strategy B.1.1., Adjudicate Violations, out of the General Revenue Fund for the purpose of implementing that Act. Such appropriations are also contingent on the Board of Nurse Examiners assessing fees sufficient to generate, during the 2000-01 biennium, \$36,000 in excess of: (1) \$6,377,117, (Object Code 3560), contained in the Comptroller of Public Accounts' Biennial Revenue Estimate for 2000 and 2001, and (2) the \$315,858 required to be raised in rider 2. The Board of Nurse Examiners, upon completion of necessary actions to assess or increase such additional fees, shall furnish copies of board minutes and other information supporting the estimated revenues to be generated for the 2000-01 biennium under the revised fee structure to the Comptroller of Public Accounts. If the Comptroller finds the information sufficient to support the projection of increased revenues, a finding of fact to that effect shall be issued and the contingent appropriation shall be made available for the intended purposes.

## BOARD OF VOCATIONAL NURSE EXAMINERS

	For the Years Ending August 31, 2000	August 31, 2001
--	--	--------------------

**A. Goal: LICENSING**

To establish and implement cost-effective and efficient systems of regulation through education, practice, and licensure and discipline to meet the market demand for safe, competent, and ethical vocational nurses.

**Outcome (Results/Impact):**

Percent of Licensees with No Recent Violations	99%	99%
Percent of Complaints Resulting in Disciplinary Action	42%	42%

**A.1.1. Strategy: LICENSING**

Operate an efficient and comprehensive licensure system.

**Output (Volume):**

Number of New Licenses Issued to Individuals	\$ 600,762	\$ 575,150
Number of Licenses Renewed (Individuals)	5,000	5,000
	36,000	36,000
<b>Efficiencies:</b>		
Average Licensure Cost per Individual License Issued	7.8	7.8

**A.2.1. Strategy: NURSING PROGRAM APPROVAL**

Ensure a cost-effective and comprehensive vocational nursing program approval system.

**Output (Volume):**

Total Number of Programs Licensed	\$ 134,634	\$ 134,634
	130	130

**A.3.1. Strategy: ENFORCEMENT**

Investigate jurisdictional complaints, institute disciplinary action, and monitor and enforce probationary stipulations.

**Output (Volume):**

Number of Complaints Resolved	\$ 322,716	\$ 319,304
	900	900
<b>Efficiencies:</b>		
Average Time for Complaint Resolution	100	100
<b>Explanatory:</b>		
Number of Jurisdictional Complaints Received	1,200	1,200

**A.3.2. Strategy: PEER ASSISTANCE**

To identify, refer, and assist those LVNs whose practice is impaired.

**Output (Volume):**

Number of Licensed Individuals Participating in a Peer Assistance Program	\$ 180,000	\$ 180,000
	125	125

**Total, Goal A: LICENSING**

	\$ 1,238,112	\$ 1,209,088
--	--------------	--------------

**Grand Total, BOARD OF VOCATIONAL  
NURSE EXAMINERS**

	\$ 1,238,112	\$ 1,209,088
--	--------------	--------------

**Method of Financing:**

General Revenue Fund	\$ 1,201,912	\$ 1,184,088
Appropriated Receipts	36,200	25,000

**Total, Method of Financing**

	\$ 1,238,112	\$ 1,209,088
--	--------------	--------------

**BOARD OF VOCATIONAL NURSE EXAMINERS**  
(Continued)

<b>Other Direct and Indirect Costs Appropriated Elsewhere in this Act</b>	\$ 304,893	\$ 308,265
<b>Number of Full-time Equivalent Positions (FTE)</b>	21.0	21.0
<b>Number of FTEs in Riders</b>	2.0	2.0
<b>Schedule of Exempt Positions and Per Diem of Board Members</b>		
Executive Director, Group 2	\$58,000	\$58,000
Per Diem of Board Members	9,090	9,090

- Contingent Revenue.** Of the amounts appropriated above to the Board of Vocational Nurse Examiners in Strategy A.1.1., Licensing, the amount of \$122,952 in fiscal year 2000 and \$97,340 in fiscal year 2001, and in Strategy A.3.1., Enforcement, the amount of \$23,252 in fiscal year 2000 and \$19,840 in fiscal year 2001, is contingent on the Board of Vocational Nurse Examiners assessing fees sufficient to generate, during the 2000-01 biennium, \$283,527 in excess of \$3,241,899, (Object Code 3560), contained in the Comptroller of Public Accounts' Biennial Revenue Estimate for 2000 and 2001. Also contingent on the Board of Vocational Nurse Examiners meeting the above revenue target, the "Number of Full-time Equivalent Positions (FTE)" figure indicated above is hereby increased by two in 2000 and two in 2001. The Board of Vocational Nurse Examiners, upon completion of necessary actions to assess or increase such additional fees, shall furnish copies of the Board of Vocational Nurse Examiners' minutes and other information supporting the estimated revenues to be generated for the 2000-01 biennium under the revised fee structure to the Comptroller of Public Accounts. If the Comptroller finds the information sufficient to support the projection of increased revenues, a finding of fact to that effect shall be issued and the contingent appropriation shall be made available for the intended purposes.

**OPTOMETRY BOARD**

	For the Years Ending	
	August 31,	August 31,
	<u>2000</u>	<u>2001</u>

**A. Goal: EXAMINATION/LICENSURE**

To manage a quality program of examination and licensure to ensure the initial and continuing competency of optometrists and enforce the optometry statutes to ensure that the public is protected from incompetent services, fraud, and misrepresentation.

**Outcome (Results/Impact):**

Percent of Licensees With No Recent Violations	98%	98%
--	-----	-----

**A.1.1. Strategy: LICENSURE AND ENFORCEMENT**

Operate an efficient and comprehensive optometry licensure and enforcement system.

**Output (Volume):**

Number of New Licenses Issued to Individuals	160	160
Number of Licenses Renewed (Individuals)	2,995	3,070
Complaints Resolved	130	130

\$	<u>297,164</u>	\$	<u>291,065</u>
----	----------------	----	----------------



**OPTOMETRY BOARD**  
(Continued)

**Efficiencies:**

Average Time for Complaint Resolution

65

65

**Grand Total, OPTOMETRY BOARD**

\$ 297,164

\$ 291,065

**Method of Financing:**

General Revenue Fund

\$ 287,164

\$ 281,065

Appropriated Receipts

10,000

10,000

**Total, Method of Financing**

\$ 297,164

\$ 291,065

**Other Direct and Indirect Costs Appropriated Elsewhere in this Act**

\$ 89,277

\$ 89,878

**Number of Full-time Equivalent Positions (FTE)**

6.0

6.0

**Schedule of Exempt Positions and Per Diem of Board Members**

Executive Director, Group 1

\$52,000

\$52,000

Per Diem of Board Members

3,720

3,720

1. **Investigative Expenses Authorized.** The Texas Optometry Board is authorized to hire investigators as independent contractors and to establish a petty cash account not to exceed \$5,000 for the advancement of monies for purposes of purchases of evidence and investigative expenses, including travel, deemed necessary by the Board.
2. **Contingent Revenue.** Of the amounts appropriated above to the Optometry Board, the amount of \$15,600 in fiscal year 2000 and \$9,500 in fiscal year 2001 is contingent on the Optometry Board assessing fees sufficient to generate, during the 2000-01 biennium, \$25,100 in excess of \$782,660 (Object Code 3562), contained in the Comptroller of Public Accounts' Biennial Revenue Estimate for 2000 and 2001. The Optometry Board, upon completion of necessary actions to assess or increase such additional fees, shall furnish copies of the Optometry Board's minutes and other information supporting the estimated revenues to be generated for the 2000-01 biennium under the revised fee structure to the Comptroller of Public Accounts. If the Comptroller finds the information sufficient to support the projection of increased revenues, a finding of fact to that effect shall be issued and the contingent appropriation shall be made available for the intended purposes.

**STRUCTURAL PEST CONTROL BOARD**

For the Years Ending

August 31,  
2000

August 31,  
2001

**A. Goal: LICENSE AND EDUCATE**

To appropriately license all individuals in commercial and noncommercial pest control and guarantee through education the highest level of competence in the pest control field.

**Outcome (Results/Impact):**

Percent of Licensees with no Recent Violations

95%

95%

**STRUCTURAL PEST CONTROL BOARD**  
(Continued)

<b>A.1.1. Strategy:</b> LICENSING AND EXAMINATIONS	\$	388,768	\$	383,321
Examine and license applicators and technicians; improve standards for training and continuing education courses.				
<b>Output (Volume):</b>				
Number of New Licenses Issued to Individuals		4,000		4,000
Number of Licenses Renewed (Individuals)		14,000		14,000
<b>Efficiencies:</b>				
Average Licensing Cost per Individual License Issued		30		30
<b>B. Goal:</b> REGULATE PEST SERVICES				
To mandate compliance with all regulations, methods, and procedures of providing pest control services.				
<b>Outcome (Results/Impact):</b>				
Percent of Complaints Resulting in Disciplinary Action		55%		55%
<b>B.1.1. Strategy:</b> REGULATORY ACTIVITIES	\$	799,379	\$	799,379
Conduct a program to respond to complaints, perform inspections and necessary investigations, and take appropriate enforcement actions.				
<b>Output (Volume):</b>				
Number of Complaints Resolved		920		920
Number of Inspections Performed		1,500		1,500
<b>C. Goal:</b> EDUCATION & AWARENESS				
To provide for the education and awareness of the public concerning matters relating to pest control, with emphasis on integrated pest management.				
<b>C.1.1. Strategy:</b> PUBLIC INFORMATION	\$	84,515	\$	84,515
Conduct a program for public awareness and education concerning pest management.				
<b>Output (Volume):</b>				
Number of Schools Contacted Regarding Integrated Pest Management		1,250		1,250
<b>Grand Total, STRUCTURAL PEST CONTROL BOARD</b>	<u>\$</u>	<u>1,272,662</u>	<u>\$</u>	<u>1,267,215</u>
<b>Method of Financing:</b>				
General Revenue Fund	\$	1,172,662	\$	1,167,215
Federal Funds		<u>100,000</u>		<u>100,000</u>
<b>Total, Method of Financing</b>	<u>\$</u>	<u>1,272,662</u>	<u>\$</u>	<u>1,267,215</u>
<b>Other Direct and Indirect Costs Appropriated Elsewhere in this Act</b>	\$	338,145	\$	343,419
<b>Number of Full-time Equivalent Positions (FTE)</b>		36.0		36.0
<b>Number of FTEs in Riders</b>		3.0		3.0
<b>Schedule of Exempt Positions</b>				
Executive Director, Group 1		\$59,553		\$59,553

**STRUCTURAL PEST CONTROL BOARD**  
(Continued)

1. **Contingent Revenue.** Of the amounts appropriated above to the Structural Pest Control Board for the purpose of hiring additional investigators in Strategy B.1.1., Regulatory Activities, the amount of \$86,000 in fiscal year 2000 and \$86,000 in fiscal year 2001 is contingent on the Structural Pest Control Board assessing fees sufficient to generate, during the 2000-01 biennium, \$210,458 in excess of \$3,056,000, (Object Code 3175), contained in the Comptroller of Public Accounts' Biennial Revenue Estimate for 2000 and 2001. Also contingent on the Structural Pest Control Board meeting the above revenue target, the "Number of Full-time Equivalent Positions (FTE)" figure indicated above is hereby increased by three in 2000 and three in 2001 to hire additional investigators. The Structural Pest Control Board, upon completion of necessary actions to assess or increase such additional fees, shall furnish copies of the Structural Pest Control Board's minutes and other information supporting the estimated revenues to be generated for the 2000-01 biennium under the revised fee structure to the Comptroller of Public Accounts. If the Comptroller finds the information sufficient to support the projection of increased revenues, a finding of fact to that effect shall be issued and the contingent appropriation shall be made available for the intended purposes.
  
2. **Use of Temporary and Contract Workers.** None of the amounts appropriated above to the Structural Pest Control Board may be expended for temporary staffing service contracts.

**BOARD OF PHARMACY**

	For the Years Ending	
	August 31, 2000	August 31, 2001

**A. Goal: MAINTAIN STANDARDS**

To establish and implement reasonable standards for pharmacist education and practice, and for the operations of pharmacies to assure that safe and effective pharmaceutical care is delivered to the citizens of Texas.

**Outcome (Results/Impact):**

Percent of Licensees with No Recent Violations	99%	99%
--	-----	-----

**A.1.1. Strategy: LICENSING**

	\$	332,589	\$	306,855
--	----	---------	----	---------

Operate a timely, cost-effective application and renewal licensure system for pharmacies and pharmacists.

**Output (Volume):**

Number of New Licenses Issued to Individuals	850	868
Number of Licenses Renewed (Individuals)	19,425	15,032

**Efficiencies:**

Average Licensing Cost per Individual License Issued	4.97	6.25
Average Licensing Cost per Facility License Issued	18.65	18.21

**Explanatory:**

Total Number of Business Facilities Licensed	5,570	5,620
--	-------	-------

**B. Goal: ENFORCE REGULATIONS**

To assertively and swiftly enforce all laws relating to the practice of pharmacy to ensure that the public health and safety is protected from unprofessional conduct, fraud, and misrepresentation, and to prevent the misuse, abuse, and diversion of prescription drugs from pharmacies.

**Outcome (Results/Impact):**

Percent of Complaints Resulting in Disciplinary Action	10%	10%
--	-----	-----

**BOARD OF PHARMACY**  
(Continued)

**B.1.1. Strategy: ENFORCEMENT** \$ 1,452,420 \$ 1,459,589  
 Emphasize preventative enforcement by: conducting compliance inspections of pharmacies; providing technical assistance, licensee information, and education programs; receiving, investigating, and resolving complaints; and monitoring compliance with disciplinary orders resulting from board adjudication.

**Output (Volume):**  
 Number of Complaints Resolved 1,500 1,500

**Efficiencies:**  
 Average Time for Complaint Resolution 225 225

**Explanatory:**  
 Number of Jurisdictional Complaints Received 1,300 1,300

**B.1.2. Strategy: PEER ASSISTANCE** \$ 160,325 \$ 160,325

Operate a peer assistance program.

**Output (Volume):**  
 Number of Licensed Individuals Participating in a Peer Assistance Program 140 140

**Total, Goal B: ENFORCE REGULATIONS** \$ 1,612,745 \$ 1,619,914

**C. Goal: INDIRECT ADMINISTRATION**

**C.1.1. Strategy: INDIRECT ADMINISTRATION** \$ 439,892 \$ 431,623

**Grand Total, BOARD OF PHARMACY** \$ 2,385,226 \$ 2,358,392

**Method of Financing:**

General Revenue Fund - Dedicated - Pharmacy Board  
 Operating Account No. 523 \$ 2,277,693 \$ 2,292,266  
 Appropriated Receipts 107,533 66,126

**Total, Method of Financing** \$ 2,385,226 \$ 2,358,392

**Other Direct and Indirect Costs Appropriated Elsewhere in this Act** \$ 643,334 \$ 648,412

**Number of Full-time Equivalent Positions (FTE)** 42.0 42.0  
**Number of FTEs in Riders** 5.0 5.0

**Schedule of Exempt Positions and Per Diem of Board Members**

Executive Director, Group 2 \$70,000 \$70,000  
 Per Diem of Board Members 9,450 9,450

1. **Contingent Revenue.** Of the amounts appropriated above to the Board of Pharmacy in Strategy A.1.1., Licensing, the amount of \$21,600 in fiscal year 2000 and in Strategy B.1.1., Enforcement, for the purpose of hiring an additional legal assistant, the amount of \$39,900 in fiscal year 2000 and \$36,900 in fiscal year 2001, is contingent on the Board of Pharmacy assessing fees sufficient to generate, during the 2000-01 biennium, \$117,106 in excess of \$5,660,550 (Object Code 3562), contained in the Comptroller of Public Accounts' Biennial Revenue Estimate for 2000 and 2001. Also contingent on the Board of Pharmacy meeting the above revenue target, the "Number of Full-time Equivalent Positions (FTE)" figure indicated above is hereby increased by one in fiscal year 2000 and one in fiscal year 2001. The Board of Pharmacy, upon completion of necessary actions to assess or increase such additional fees, shall

**BOARD OF PHARMACY**  
(Continued)

furnish copies of the Board of Pharmacy's minutes and other information supporting the estimated revenues to be generated for the 2000-01 biennium under the revised fee structure to the Comptroller of Public Accounts. If the Comptroller finds the information sufficient to support the projection of increased revenues, a finding of fact to that effect shall be issued and the contingent appropriation shall be made available for the intended purposes.

2. **Contingency Appropriation: Senate Bill 730.** Contingent upon the enactment of Senate Bill 730, or similar legislation relating to regulating pharmacists, pharmacies, and pharmacy technicians, by the Seventy-sixth Legislature, Regular Session, the Board of Pharmacy is hereby appropriated \$391,188 in fiscal year 2000 and \$367,656 in fiscal year 2001 in Strategy B.1.1., Enforcement, out of the General Revenue Dedicated Account 0523 for the purpose of implementing that Act. Such appropriations are also contingent on the Board of Pharmacy assessing fees sufficient to generate, during the 2000-01 biennium, \$852,394 in excess of: (1) \$5,660,550, (Object Code 3562), contained in the Comptroller of Public Accounts' Biennial Revenue Estimate for 2000 and 2001, and (2) the \$117,106 required to be raised in rider 1. Also contingent on the Board of Pharmacy meeting the above revenue target, the "Number of Full-time Equivalent Positions (FTE)" figure indicated above is hereby increased by four in fiscal year 2000 and four in fiscal year 2001. The Board of Pharmacy, upon completion of necessary actions to assess or increase such additional fees, shall furnish copies of board minutes and other information supporting the estimated revenues to be generated for the 2000-01 biennium under the revised fee structure to the Comptroller of Public Accounts. If the Comptroller finds the information sufficient to support the projection of increased revenues, a finding of fact to that effect shall be issued and the contingent appropriation shall be made available for the intended purposes. Funds appropriated by this provision may be expended for capital budget purposes, not withstanding limitations on capital budget expenditures elsewhere in this Act.

**EXECUTIVE COUNCIL OF PHYSICAL THERAPY &  
OCCUPATIONAL THERAPY EXAMINERS**

	For the Years Ending	
	August 31,	August 31,
	<u>2000</u>	<u>2001</u>

**A. Goal: LICENSING/REGISTRATION**

To protect the public health and safety by licensing qualified practitioners of physical therapy and occupational therapy and registering the eligible facilities providing such services.

**Outcome (Results/Impact):**

Percent of Licensees With No Recent Violations: Physical Therapy	99%	99%
Percent of Licensees With No Recent Violations: Occupational Therapy	100%	100%

**A.1.1. Strategy: OPERATE LICENSING SYSTEM**

Operate an efficient, accurate, and timely licensure process to license physical therapists, physical therapist assistants, occupational therapists and occupational therapy assistants, through specific requirements for preparatory education, examinations, endorsements, continuing education, and renewal, and

\$	510,948	\$	464,147
----	---------	----	---------

**EXECUTIVE COUNCIL OF PHYSICAL THERAPY &  
OCCUPATIONAL THERAPY EXAMINERS**

(Continued)

operate an efficient, accurate and timely registration process to register and renew licenses for facilities in which the practices of physical therapy and occupational therapy are conducted.

**Output (Volume):**

Number of New Licenses Issued to Individuals: Physical Therapy	1,355	1,385
Number of New Licenses Issued to Individuals: Occupational Therapy	1,344	1,445
Number of Licenses Renewed (Individuals): Physical Therapy	4,982	5,060
Number of Licenses Renewed (Individuals): Occupational Therapy	3,041	3,309
<b>Efficiencies:</b>		
Average Licensing Cost for Individual License Issued: Physical Therapy	53	53
Average Licensing Cost for Individual License Issued: Occupational Therapy	70	70
Average Cost per Facility Registration Issued	28	28
<b>Explanatory:</b>		
Total Number of Business Facilities Registered	1,655	1,680

**B. Goal: ENFORCEMENT**

To protect the public by investigating allegations against individuals in violation of the Physical Therapy Act and Occupational Therapy Act, and taking appropriate corrective and/or disciplinary action when necessary; and by educating the public, staff and licensees regarding board functions and services.

**Outcome (Results/Impact):**

Percent of Complaints Resulting in Disciplinary Action: Physical Therapy	10%	10%
Percent of Complaints Resulting in Disciplinary Action: Occupational Therapy	8%	8%

**B.1.1. Strategy: ADMINISTER ENFORCEMENT**

Administer a system of enforcement and adjudication of the Physical Therapy Practice Act and of the Occupational Therapy Practice Act.

**Output (Volume):**

Number of Complaints Resolved: Physical Therapy	170	170
Number of Complaints Resolved: Occupational Therapy	60	60

**Efficiencies:**

Average Time for Complaint Resolution: Physical Therapy	90	90
Average Time for Complaint Resolution: Occupational Therapy	90	90

**Explanatory:**

Number of Jurisdictional Complaints Received: Physical Therapy	180	180
Number of Jurisdictional Complaints Received: Occupational Therapy	70	70

**Grand Total, EXECUTIVE COUNCIL OF  
PHYSICAL THERAPY & OCCUPATIONAL  
THERAPY EXAMINERS**

\$ 293,975	\$ 293,975
\$ 804,923	\$ 758,122

**EXECUTIVE COUNCIL OF PHYSICAL THERAPY &  
OCCUPATIONAL THERAPY EXAMINERS**

(Continued)

<b>Method of Financing:</b>		
General Revenue Fund	\$ 774,923	\$ 728,122
Appropriated Receipts	<u>30,000</u>	<u>30,000</u>
<b>Total, Method of Financing</b>	<b><u>\$ 804,923</u></b>	<b><u>\$ 758,122</u></b>
<b>Other Direct and Indirect Costs Appropriated Elsewhere in this Act</b>	\$ 228,236	\$ 229,768
<b>Number of Full-time Equivalent Positions (FTE)</b>	18.0	18.0
<b>Schedule of Exempt Positions and Per Diem of Board Members</b>		
Executive Director, Group 1	\$51,198	\$51,198
Per Diem of Board Members	5,070	5,070

**BOARD OF PLUMBING EXAMINERS**

	For the Years Ending	
	August 31,	August 31,
	<u>2000</u>	<u>2001</u>

**Out of the General Revenue Fund:**

**A. Goal: ENSURE SAFETY/PLUMBING**

To protect the health of Texas Citizens by ensuring that each person has access to clean water and clean air and uncontaminated medical gases through quality plumbing installed and maintained by competent plumbers and inspected by competent inspectors. To ensure that plumbers who install and maintain public water supplies and sewage disposal systems and medical gas systems and inspectors who inspect such systems have the most up-to-date knowledge, skills, and competencies to prevent the transmission of water-borne diseases and gases and the unintended cross-connection of breathable and lethal gases.

**Outcome (Results/Impact):**

Percentage of Complaints Resolved Resulting in Disciplinary Action	49%	49%
Percentage of Licensees with No Recent Violations	99%	99%

<b>A.1.1. Strategy: EXAMINE/LICENSE PLUMBERS</b>	\$ 503,158	\$ 503,158
Administer competency examinations and issue and renew licenses for master plumbers, journeyman plumbers, plumbing inspectors, medical gas endorsements, and water supply protection endorsements; and issue registration cards to apprentice plumbers.		

**BOARD OF PLUMBING EXAMINERS**  
(Continued)

**Output (Volume):**

Number of New Licenses Issued to Individuals	1,250	1,250
<b>Efficiencies:</b>		
Average Licensing Cost per Individual License Issued	4.4	4.4

**A.1.2. Strategy: INSPECTIONS/ENFORCEMENT** \$ 543,191 \$ 543,191

Inspect and monitor job sites; conduct continuing education seminars and training sessions; respond to inquiries; investigate and resolve complaints; issue reprimands and revoke or suspend licenses; issue citations; monitor providers of instruction in medical gas piping programs, water protection specialist programs, and continuing education programs; inspect plumbing for compliance with state plumbing codes; and maintain contacts with municipal authorities that comply with the Act through local ordinance.

**Output (Volume):**

Number of Job Sites Monitored	12,769	12,977
Number of Field Investigations Conducted	277	277
Number of Complaints Resolved	454	454

**Total, Goal A: ENSURE SAFETY/PLUMBING** \$ 1,046,349 \$ 1,046,349

**B. Goal: INDIRECT ADMINISTRATION**

**B.1.1. Strategy: INDIRECT ADMINISTRATION** \$ 329,284 \$ 329,285

**Grand Total, BOARD OF PLUMBING EXAMINERS**

\$ 1,375,633 \$ 1,375,634

**Other Direct and Indirect Costs Appropriated Elsewhere in this Act**

\$ 305,890 \$ 311,710

**Number of Full-time Equivalent Positions (FTE)**

24.0 24.0

**Schedule of Exempt Positions and Per Diem of Board Members**

Administrator, Group 2	\$62,000	\$62,000
Per Diem of Board Members	2,030	2,030

- Contingent Revenue.** Of the amounts appropriated above to the Board of Plumbing Examiners in Strategy A.1.2., Inspections/Enforcement, the amount of \$11,800 in fiscal year 2000 and \$11,800 in fiscal year 2001 is contingent on the Board of Plumbing Examiners assessing fees sufficient to generate, during the 2000-01 biennium, \$23,600 in excess of \$3,790,946 (Object Code 3175), contained in the Comptroller of Public Accounts' Biennial Revenue Estimate for 2000 and 2001. The Board of Plumbing Examiners, upon completion of necessary actions to assess or increase such additional fees, shall furnish copies of the Board of Plumbing Examiners' minutes and other information supporting the estimated revenues to be generated for the 2000-01 biennium under the revised fee structure to the Comptroller of Public Accounts. If the Comptroller finds the information sufficient to support the projection of increased revenues, a finding of fact to that effect shall be issued and the contingent appropriation shall be made available for the intended purposes.



## BOARD OF PODIATRIC MEDICAL EXAMINERS

	For the Years Ending August 31, 2000	August 31, 2001
--	--	--------------------

**A. Goal: PROTECT TEXANS**

To protect the citizens of Texas from incompetent and unethical podiatrists with a quality program of examination and licensure and swift, fair, and effective enforcement of statutes and rules.

**Outcome (Results/Impact):**

Percent of Licensees with No Recent Violations	98%	98%
Percent of Complaints Resulting in Disciplinary Action	10%	10%

**A.1.1. Strategy: LICENSURE AND ENFORCEMENT**

	\$ 176,306	\$ 173,905
--	------------	------------

Operate a system of: (1) testing and examination of candidate for licensure; (2) mandatory continuing medical education of licensees; and (3) investigation and disciplinary hearings for alleged violations of the Texas Podiatry Act.

**Output (Volume):**

Number of New Licenses Issued to Individuals	86	87
Complaints Resolved	93	93

**Efficiencies:**

Average Licensing Cost per Individual License Issued	15	15
Average Time for Complaint Resolution	120	120

**Grand Total, BOARD OF PODIATRIC MEDICAL EXAMINERS**

	\$ 176,306	\$ 173,905
--	------------	------------

**Method of Financing:**

General Revenue Fund	\$ 175,306	\$ 172,905
Appropriated Receipts	1,000	1,000

**Total, Method of Financing**

	\$ 176,306	\$ 173,905
--	------------	------------

**Other Direct and Indirect Costs Appropriated Elsewhere in this Act**

	\$ 65,721	\$ 66,306
--	-----------	-----------

**Number of Full-time Equivalent Positions (FTE)**

	4.0	4.0
--	-----	-----

**Schedule of Exempt Positions and Per Diem of Board Members**

Executive Director, Group 1	\$52,000	\$52,000
Per Diem of Board Members	1,080	1,080

1. **Contingent Revenue.** Of the amounts appropriated above to the Board of Podiatric Medical Examiners, the amount of \$7,400 in fiscal year 2000 and \$5,000 in fiscal year 2001 is contingent on the Board of Podiatric Medical Examiners assessing fees sufficient to generate, during the 2000-01 biennium, \$12,400 in excess of \$557,125, (Object Code 3562), contained in the Comptroller of Public Accounts' Biennial Revenue Estimate for 2000 and 2001. The Board of Podiatric Medical Examiners, upon completion of necessary actions to assess or increase such additional fees, shall furnish copies of the Board of Podiatric Medical Examiner's minutes and other information supporting the estimated revenues to be generated for the 2000-01 biennium under the revised fee structure to the Comptroller of Public Accounts. If the

**BOARD OF PODIATRIC MEDICAL EXAMINERS**  
(Continued)

Comptroller finds the information sufficient to support the projection of increased revenues, a finding of fact to that effect shall be issued and the contingent appropriation shall be made available for the intended purposes.

**BOARD OF EXAMINERS OF PSYCHOLOGISTS**

	For the Years Ending	
	August 31,	August 31,
	<u>2000</u>	<u>2001</u>

**A. Goal: LICENSURE**

To protect the public by maintaining a quality program of examination and licensure to ensure the initial and continuing competency of psychologists, psychological associates, and licensed specialists in school psychology.

**Outcome (Results/Impact):**

Percent of Licensees With No Recent Violations

99%

99%

**A.1.1. Strategy: LICENSING**

\$ 362,956      \$ 360,110

To operate a quality licensure program through an efficient and cost effective program of licensure, including education, experience and examination requirements, continuing education requirements and renewal requirements.

**Output (Volume):**

Number of New Certificates/Licenses Issued to Individuals

440

440

Number of Certificates/Licenses Renewed (Individuals)

5,650

5,800

**Efficiencies:**

Average Licensing Cost per Individual License Issued

27

27

**A.1.2. Strategy: PURCHASE AND GRADING**

\$ 87,500      \$ 87,500

Purchase and Grading of National Exams, estimated and non-transferable.

**Total, Goal A: LICENSURE**

\$ 450,456      \$ 447,610

**B. Goal: ENFORCEMENT LAWS & RULES**

To protect the public through enforcement of the laws and rules governing the practice of psychology in Texas and to ensure swift, fair and effective disciplinary action for violators, including re-education and/or rehabilitation of those violators.

**Outcome (Results/Impact):**

Percent of Complaints Resulting in Disciplinary Action

10%

10%

**B.1.1. Strategy: ENFORCEMENT**

\$ 302,957      \$ 306,740

Operate a quality investigation/enforcement program in response to complaints concerning psychological practice consistent with the due process laws of Texas, in a timely manner and with a focus during enforcement on rehabilitation of the psychological provider.

**Output (Volume):**

Complaints Resolved

140

140

**BOARD OF EXAMINERS OF PSYCHOLOGISTS**  
(Continued)

**Efficiencies:**

Average Time for Complaint Resolution	375	375
Average Cost per Complaint Resolved	1,000	1,000

**Explanatory:**

Number of Jurisdictional Complaints Received	175	175
--	-----	-----

**Grand Total, BOARD OF EXAMINERS OF PSYCHOLOGISTS**

	<u>\$ 753,413</u>	<u>\$ 754,350</u>
--	-------------------	-------------------

**Method of Financing:**

General Revenue Fund	\$ 683,413	\$ 684,350
Appropriated Receipts	<u>70,000</u>	<u>70,000</u>

**Total, Method of Financing**

	<u>\$ 753,413</u>	<u>\$ 754,350</u>
--	-------------------	-------------------

**Other Direct and Indirect Costs Appropriated Elsewhere in this Act**

	\$ 171,955	\$ 173,665
--	------------	------------

**Number of Full-time Equivalent Positions (FTE)**

	14.0	14.0
--	------	------

**Schedule of Exempt Positions and Per Diem of Board Members**

Executive Director, Group 1	\$52,000	\$52,000
Per Diem of Board Members	7,050	7,050

1. **Reimbursement of Advisory Committee Members.** Pursuant to V.T.C.A., Government Code, Section 2110.004, reimbursement of expenses for advisory committee members out of funds appropriated above, is limited to the following advisory committee: Psychological Associate Advisory Committee.
  
2. **Contingent Revenue.** Of the amounts appropriated above to the Board of Examiners of Psychologists in Strategy A. I. I., Licensing, the amount of \$8,400 in fiscal year 2000 is contingent on the Board of Examiners of Psychologists assessing fees sufficient to generate, during the 2000-01 biennium, \$8,400 in excess of \$2,231,145 (Object Code 3175), contained in the Comptroller of Public Accounts' Biennial Revenue Estimate for 2000 and 2001. The Board of Examiners of Psychologists, upon completion of necessary actions to assess or increase such additional fees, shall furnish copies of the Board of Examiners of Psychologists' minutes and other information supporting the estimated revenues to be generated for the 2000-01 biennium under the revised fee structure to the Comptroller of Public Accounts. If the Comptroller finds the information sufficient to support the projection of increased revenues, a finding of fact to that effect shall be issued and the contingent appropriation shall be made available for the intended purposes.

## RACING COMMISSION

	For the Years Ending August 31, 2000	August 31, 2001
--	--	--------------------

**Out of the General Revenue Fund - Dedicated - Texas  
Racing Commission Account No. 597:**

**A. Goal: ENFORCE RACING REGULATION**

To enforce racing regulations in Texas.

**Outcome (Results/Impact):**

Percentage of Investigations (Individuals) Resulting in Disciplinary Action	93%	93%
Percentage of Licensees with No Recent Violations	98%	98%
Percentage of Race Animals Injured or Dismissed from the Racetrack	2.5%	2.5%

<b>A.1.1. Strategy:</b> REGULATE RACETRACK OWNERS	\$ 157,041	\$ 157,271
---	------------	------------

Monitor racetrack owners and their operations through regulatory and enforcement activities.

**Output (Volume):**

Number of Racetrack Inspections	40	40
---------------------------------	----	----

**Efficiencies:**

Average Regulatory Cost per Horse Racetrack	20,979	21,004
---	--------	--------

Average Regulatory Cost per Greyhound Racetrack	20,979	21,004
---	--------	--------

**Explanatory:**

Number of Horse Tracks Regulated	7	7
----------------------------------	---	---

Number of Greyhound Tracks Regulated	3	3
--------------------------------------	---	---

<b>A.2.1. Strategy:</b> TEXAS BRED INCENTIVE PROGRAM	\$ 6,504,866	\$ 7,435,976
--	--------------	--------------

Administer the Texas Bred Incentive Program by monitoring the Texas bred races and account, and through timely allocation of funds to the breed registries. Estimated and non-transferable.

**Output (Volume):**

Number of Texas-bred Awards	22,226	22,671
-----------------------------	--------	--------

<b>A.3.1. Strategy:</b> SUPERVISE RACING CONDUCT	\$ 1,066,303	\$ 1,067,061
--	--------------	--------------

Supervise the conduct of racing through enforcement of regulations and monitoring of races.

**Output (Volume):**

Number of Occupational Licenses Suspended or Revoked	208	204
--	-----	-----

Number of Investigations Completed	1,049	1,028
------------------------------------	-------	-------

<b>A.4.1. Strategy:</b> HEALTH AND DRUG TESTING PROGRAM	\$ 727,598	\$ 727,641
---	------------	------------

Administer animal health and drug testing program through animal drug tests and veterinary inspections.

**Output (Volume):**

Number of Race Animals Inspected Pre-Race	122,088	122,088
---	---------	---------

<b>Total, Goal A: ENFORCE RACING REGULATION</b>	<b>\$ 8,455,808</b>	<b>\$ 9,387,949</b>
---	---------------------	---------------------

**RACING COMMISSION**  
(Continued)

**B. Goal: REGULATE PARTICIPATION**

Regulate the participation in racing.

**Outcome (Results/Impact):**

Average Time Required to Issue a New Occupational License	15	15
---	----	----

**B.1.1. Strategy: OCCUPATIONAL LICENSING PROGRAM**

	\$ 464,530	\$ 464,639
--	------------	------------

Administer the Occupational Licensing Program through enforcement of regulations.

**Output (Volume):**

Number of New Occupational Licenses Issued	6,974	6,552
Number of Occupational Licenses Renewed	14,160	14,582

**Efficiencies:**

Average Regulatory Cost per Licensee	28	28
--------------------------------------	----	----

**C. Goal: REGULATE PARI-MUTUEL WAGERING**

Regulate pari-mutuel wagering in Texas.

**Outcome (Results/Impact):**

Percentage of Compliance Audits Passed	83%	85%
--	-----	-----

**C.1.1. Strategy: REGULATE PARI-MUTUEL WAGE**

	\$ 573,190	\$ 573,306
--	------------	------------

Regulate pari-mutuel wagering to maintain an honest racing industry.

**Output (Volume):**

Number of Illegal Wagering Investigations Completed	18	18
---	----	----

**Efficiencies:**

Average Cost per Illegal Wagering Investigation	453	453
---	-----	-----

**Explanatory:**

Total Pari-Mutuel Handle (In Millions)	645	650
--	-----	-----

Total Take to the State Treasury from Pari-Mutuel Wagering on Live and Simulcast Races	4,629,213	4,668,532
--	-----------	-----------

**D. Goal: INDIRECT ADMINISTRATION**

<b>D.1.1. Strategy: CENTRAL ADMINISTRATION</b>	\$ 546,742	\$ 547,010
--	------------	------------

<b>D.1.2. Strategy: INFORMATION RESOURCES</b>	\$ 187,231	\$ 187,339
---	------------	------------

<b>D.1.3. Strategy: OTHER SUPPORT SERVICES</b>	\$ 19,567	\$ 19,568
--	-----------	-----------

<b>Total, Goal D: INDIRECT ADMINISTRATION</b>	<u>\$ 753,540</u>	<u>\$ 753,917</u>
---	-------------------	-------------------

<b>Grand Total, RACING COMMISSION</b>	<u>\$ 10,247,068</u>	<u>\$ 11,179,811</u>
---------------------------------------	----------------------	----------------------

**Other Direct and Indirect Costs Appropriated Elsewhere in this Act**

	\$ 802,214	\$ 810,024
--	------------	------------

**Number of Full-time Equivalent Positions (FTE)**

	80.0	80.0
--	------	------

**Number of FTEs in Riders**

	14.0	14.0
--	------	------

**Schedule of Exempt Positions and Per Diem of Commissioners**

Executive Director, Group 2	\$77,760	\$77,760
-----------------------------	----------	----------

Per Diem of Commissioners	6,500	6,500
---------------------------	-------	-------

1. **Limitation on Travel Reimbursement.** Out of the funds appropriated above, not more than \$1,500 per commissioner may be expended on out-of-state travel and not more than \$3,000 per commissioner may be expended on in-state travel in each year of the biennium.

2. **Appropriation: Unexpended Balances.** Unexpended balances remaining in Racing Commission Receipts as of August 31, 2000 are hereby reappropriated for the fiscal year beginning September 1, 2000.

**RACING COMMISSION**  
(Continued)

3. **Texas Bred Incentive Program Receipts.** All amounts set aside by the Texas Racing Act for the Texas Bred Incentive Program are appropriated above in Strategy A.2.1., Texas Bred Incentive Program.
4. **Appropriation: Track Official Fees.** All revenues received from racetracks by the Texas Racing Commission for the purpose of paying track officials' fees are appropriated above in Strategy A.3.1., Supervise Racing Conduct, and in Strategy A.4.1., Health and Drug Testing Program. Any revenues collected in excess of \$1,793,901 in fiscal year 2000 and \$1,794,702 in fiscal year 2001 are hereby appropriated to the Commission for the same purpose. Contingent upon a new racetrack becoming operational in the 2000-01 biennium and on the Racing Commission collecting revenues in excess of \$1,793,901 in fiscal year 2000 or \$1,794,702 in fiscal year 2001, the "Number of Full-Time Equivalent Positions (FTE)" figure indicated above is increased by not more than 8 during the biennium.
5. **Criminal History Checks.** Out of the funds appropriated above in Strategy B.1.1., Occupational Licensing Program, \$75,000 in fiscal year 2000 and \$75,000 in fiscal year 2001 are appropriated to the Racing Commission for the purpose of reimbursing the Department of Public Safety for costs incurred in conducting criminal history checks on Racing Commission license applicants and renewals. Any additional revenue received from occupational license fees to cover the costs of criminal history checks is hereby appropriated to the Racing Commission for the purpose of reimbursing the Department of Public Safety.
6. **Repayment of General Revenue Loan.** It is the intent of the Legislature that amounts set aside from simulcast pari-mutuel pools, as required by Article 179e, Vernon's Texas Civil Statutes, shall be used to repay the General Revenue loans made pursuant to Section 3.09 of the Texas Racing Act until the excess amount and the interest on the excess amount are fully reimbursed.
7. **Texas Bred Incentive Program Awards.** None of the funds appropriated above for Texas Bred Incentive Program Awards may be expended for payments to a member serving on the Commission. The Texas Racing Commission shall take all necessary steps to ensure compliance with this provision.
8. **Contingency Appropriation.** Contingent upon a new racetrack becoming operational in the 2000-01 biennium, revenues received by the Texas Racing Commission for racing and wagering licenses (Object Code 3189) in Strategy B.1.1., Occupational Licensing Program, in excess of \$691,000 in fiscal year 2000 or \$691,000 in fiscal year 2001 are hereby appropriated to the commission for the purpose of paying racetrack licensing personnel and operating expenses. Any revenue in excess of \$691,000 in fiscal year 1999 for Object Code 3189 shall be counted towards the revenue estimate of \$691,000 for fiscal years 2000 and 2001. In addition, revenues received by the Racing Commission for wager ticket-outs (Object Code 3194) in Strategy C.1.1., Regulate Pari-Mutuel Wage, in excess of \$1,988,000 in fiscal year 2000 or \$2,023,000 in fiscal year 2001 are hereby appropriated to the commission for the purpose of paying racetrack audit and investigation personnel and operating expenses. Contingent on the Racing Commission exceeding the above revenue targets, the "Number of Full-Time Equivalent Positions (FTE)" figure indicated above is increased by not more than 6 during the biennium.

## REAL ESTATE COMMISSION

	For the Years Ending	
	August 31, 2000	August 31, 2001
<b>A. Goal: ENSURE STANDARDS</b>		
To determine that applicants for licensure meet legal requirements for real estate license issuance.		
<b>Outcome (Results/Impact):</b>		
Percent of Licensees with No Recent Violations	99%	99%
<b>A.1.1. Strategy: TREC LICENSING</b>		
Perform the commission's licensing function by: reviewing applications; processing criminal records checks; issuing candidate information brochures to take competency examinations; and issuing licenses.	\$ 981,814	\$ 983,395
<b>Output (Volume):</b>		
Number of New Licenses Issued to Individuals	11,000	10,750
Number of Licenses Renewed (Individuals)	53,450	53,000
<b>Efficiencies:</b>		
Average Time for Individual License Issuance	37	37
<b>B. Goal: ENFORCE REGULATIONS</b>		
To act promptly and aggressively to enforce the laws and rules of the commission in a fair and evenhanded manner.		
<b>Outcome (Results/Impact):</b>		
Percentage of Complaints Resolved Resulting in Disciplinary Action	5%	5%
<b>B.1.1. Strategy: TREC INVESTIGATION</b>		
Investigate and resolve complaints by reviewing complaints for validity and opening complaint files as indicated and by reviewing investigative reports.	\$ 903,805	\$ 904,685
<b>Output (Volume):</b>		
Number of Complaints Resolved	2,600	2,750
<b>Efficiencies:</b>		
Average Time for Complaint Resolution	140	140
<b>C. Goal: PROVIDE EDUCATION</b>		
To communicate effectively with the public and licensees concerning matters within the commission's jurisdiction.		
<b>C.1.1. Strategy: LICENSEE/CONSUMER EDUCATION</b>		
Prepare and distribute information describing the functions of the commission and statutory and regulatory provisions.	\$ 598,713	\$ 599,613
<b>Output (Volume):</b>		
Number of Calls Received	330,000	330,000
<b>D. Goal: LICENSING APPRAISERS</b>		
To protect the public and ensure the availability of qualified appraisers by implementing and enforcing the Texas Appraiser Licensing and Certification Act and by providing information to appraisers and the general public for the maintenance of high professional standards and informed consumer decisions in real estate transactions in all areas of Texas. (Art. 6573a V.T.C.S.)		
<b>Outcome (Results/Impact):</b>		
Percent of Licensed or Certified Appraisers with No Recent Violations	97.5%	97.5%

# REAL ESTATE COMMISSION

(Continued)

<b>D.1.1. Strategy:</b> TALCB LICENSING	\$ 334,957	\$ 337,653
Process appraiser license applications; issue licenses and renewals; approve appraisal educational coursework offered by proprietary schools, appraisal organizations, and colleges and universities; and develop standards and agreements for reciprocity with other states for appraiser licensing and certification.		
<b>Output (Volume):</b>		
Number of New Licenses and Certifications Issued to Individuals	200	200
Number of Licenses and Certifications Renewed (Individuals)	1,400	1,960
<b>D.2.1. Strategy:</b> TALCB ADJUDICATION	\$ 80.862	\$ 81,790
Investigate and resolve complaints, imposing penalties when appropriate.		
<b>Output (Volume):</b>		
Complaints Resolved	55	60
<b>Efficiencies:</b>		
Average Time for Complaint Resolution	200	200
<b>Total, Goal D: LICENSING APPRAISERS</b>	<u>\$ 415,819</u>	<u>\$ 419,443</u>
<b>E. Goal: INDIRECT ADMINISTRATION</b>		
<b>E.1.1. Strategy:</b> INDIRECT ADMINISTRATION	<u>\$ 1,178,507</u>	<u>\$ 1,394,712</u>
<b>Grand Total, REAL ESTATE COMMISSION</b>	<u>\$ 4,078,658</u>	<u>\$ 4,301,848</u>
<b>Method of Financing:</b>		
General Revenue Fund	\$ 3,799,758	\$ 4,022,948
General Revenue Fund - Dedicated - Appraiser Registry Account No. 028	98,900	98,900
Appropriated Receipts	176,000	176,000
Real Estate Recovery Trust Fund	3,500	3,500
Real Estate Inspection Trust Fund	<u>500</u>	<u>500</u>
<b>Total, Method of Financing</b>	<u>\$ 4,078,658</u>	<u>\$ 4,301,848</u>
<b>Other Direct and Indirect Costs Appropriated Elsewhere in this Act</b>	\$ 922,959	\$ 936,336
<b>Number of Full-time Equivalent Positions (FTE)</b>	93.0	93.0
<b>Number of FTEs in Riders</b>	2.0	2.0
<b>Schedule of Exempt Positions and Per Diem of TREC Commission Members</b>		
Administrator, Group 2	\$70,000	\$70,000
Per Diem of TREC Commission Members	7,500	7,500
Per Diem of TALCB Board Members	9,720	9,720



# REAL ESTATE COMMISSION

(Continued)

1. **Capital Budget, Real Estate Commission.** None of the funds appropriated above may be expended for capital budget items except as listed below. The amounts shown below shall be expended only for the purposes shown and are not available for expenditure for other purposes. Amounts appropriated above and identified in this provision as appropriations either for "Lease payments to the Master Lease Purchase Program" or for items with a "(MLPP)" notation shall be expended only for the purpose of making lease-purchase payments to the Texas Public Finance Authority pursuant to the provisions of V.T.C.S., Article 601d, Sec. 9A .

	<u>2000</u>	<u>2001</u>
Out of the General Revenue Fund:		
a. Acquisition of Information Resource Technologies		
(1) Lease Purchase of Mainframe CPU, Disk, Printers and System Software (MLPP Payments for 1996-97 acquisitions)	\$ 67,484	\$
(2) Purchase of Mainframe CPU, Disk, Printers and System Software	<u>\$</u>	<u>\$ 285,000</u>
Total, Capital Budget	<u>\$ 67,484</u>	<u>\$ 285,000</u>

2. **Appropriation of Residential Service Company Examination Fees.** In addition to the funds appropriated above (\$5,500 each year of the biennium), all monies collected pursuant to Section 24(c), Article 6573b, V.T.C.S., are hereby appropriated to the Texas Real Estate Commission for the purposes of conducting examinations and related activities included within Strategy A.1.1., Real Estate Licensing and Strategy C.1.1., Real Estate Public Education.
3. **Reporting Requirement.** In its annual report, the Real Estate Commission shall provide a schedule showing a breakdown of the number of broker and salesman license renewals and the amount of funds transferred to the Real Estate Research Center.
4. **Appropriation of Receipts, Registry Fees.** All fee revenue deposited to the Appraiser Registry Account 028, in the General Revenue Fund pursuant to V.T.C.S., Article 6573a.2., Section 13, including the amounts appropriated above, \$98,900 each year of the biennium, is hereby appropriated to the Texas Appraiser Licensing and Certification Board, as an independent subdivision of the Texas Real Estate Commission. The appropriation made herein shall be expended only for the purpose specified in Section 13 of V.T.C.S., Article 6573a.2., relating to revenue transmitted to the federal Appraisal Subcommittee.
5. **Real Estate Recovery Fund and Inspector Recovery Fund.** The amounts appropriated above include an estimated \$4,000 per year from the Real Estate Recovery Fund and Inspector Recovery Fund to recover travel and related expenses incurred for collection of court judgments affecting the funds.
6. **Reimbursement of Advisory Committees.** Pursuant to V.T.C.A., Government Code, Section 2110.004 and out of funds appropriated above, reimbursement of expenses for advisory committee members is limited to the broker members of the Real Estate Broker-Lawyer Advisory Committee and the Real Estate Inspector Committee.
7. **Contingent Revenue TREC Investigation.** Of the amounts appropriated above to the Real Estate Commission for the purpose of hiring one additional legal assistant and one additional case manager in Strategy B.1.1: TREC Investigation, the amount of \$53,640 in each year is contingent on the Real Estate Commission assessing fees sufficient to generate, during the 2000-01 biennium, \$447,143 in excess of \$9,182,249 (Object Code 3175), contained in the Comptroller of Public Accounts' Biennial Revenue Estimate for 2000 and 2001. Also contingent on the Real Estate Commission meeting the above revenue target, the "Number of

**REAL ESTATE COMMISSION**  
(Continued)

Full-time Equivalent Positions (FTE)" figure indicated above is hereby increased by two in 2000 and two in 2001. The Real Estate Commission, upon completion of necessary actions to assess or increase such additional fees, shall furnish copies of the Real Estate Commission's minutes and other information supporting the estimated revenues to be generated for the 2000-01 biennium under the revised fee structure to the Comptroller of Public Accounts. If the Comptroller finds the information sufficient to support the projection of increased revenues, a finding of fact to that effect shall be issued and the contingent appropriation shall be made available for the intended purposes.

8. **Contingent Revenue TALCB Investigator Travel.** Of the amounts appropriated above to the Real Estate Commission for the purpose of additional travel expenses for the Appraiser Licensing and Certification Board investigator in Strategy D.2.1: TALCB Licensing, the amount of \$3,000 in each year is contingent on the Appraiser Licensing and Certification Board assessing fees sufficient to generate, during the 2000-01 biennium, \$6,000 in excess of \$9,182,249 (Object Code 3175), contained in the Comptroller of Public Accounts' Biennial Revenue Estimate for 2000 and 2001. The Appraiser Licensing and Certification Board, upon completion of necessary actions to assess or increase such additional fees, shall furnish copies of the Appraiser Licensing and Certification Board's minutes and other information supporting the estimated revenues to be generated for the 2000-01 biennium under the revised fee structure to the Comptroller of Public Accounts. If the Comptroller finds the information sufficient to support the projection of increased revenues, a finding of fact to that effect shall be issued and the contingent appropriation shall be made available for the intended purposes.

**SECURITIES BOARD**

For the Years Ending	
August 31, 2000	August 31, 2001

**A. Goal: PROTECT INVESTORS**

To protect investors from fraud and misrepresentation to assure that access to capital is available to business.

**Outcome (Results/Impact):**

Number of Enforcement Actions Taken	609	629
Percentage of Texas Dealers Inspected	10%	10%
Percentage of Inspected Dealers Found Out of Compliance	30%	30%

**A.1.1. Strategy: LAW ENFORCEMENT**

Agressively investigate suspected violations of the Texas Securities Act and work closely with local, state, and federal prosecutors and law enforcement officials to insure that appropriate enforcement action is taken, including the criminal referral, indictment, and conviction of individuals who violate the provisions of the Act.

**Output (Volume):**

Number of Investigations Opened	452	460
---------------------------------	-----	-----

**Efficiencies:**

Average Cost of Enforcement Actions	3,024	3,024
-------------------------------------	-------	-------

**A.2.1. Strategy: SECURITIES REGISTRATION**

Perform a comprehensive, timely, and responsive review of the prospectus and related documentation submitted with securities registration applications.

	\$	1,394,712	\$	1,394,712
--	----	-----------	----	-----------

	\$	504,714	\$	504,714
--	----	---------	----	---------

**SECURITIES BOARD**  
(Continued)

Negotiate with the issuer or its representatives to remove unfair elements from offerings, to insert safeguards for the public, and to assure full disclosure of material considerations to facilitate the registration of offerings. Refer suspected fraudulent offerings to enforcement personnel.

**Output (Volume):**

Number of Securities Applications Processed	24,242	25,042
---	--------	--------

**A.3.1. Strategy:** DEALER REGISTRATION

Perform an extensive, timely, and responsive review of applications; conduct criminal and disciplinary investigation of applicants by contacting other law enforcement and regulatory organizations; ensure compliance with examination requirements; and oppose registration of unqualified applicants.

**Output (Volume):**

Number of New Applications Reviewed	44,221	45,547
-------------------------------------	--------	--------

**Explanatory:**

Number of Dealers/Agents Registered	145,003	148,090
-------------------------------------	---------	---------

**A.4.1. Strategy:** DEALER INSPECTIONS

Perform a comprehensive inspection of records to ensure continuing compliance with statutory and rule requirements.

**Output (Volume):**

Number of Inspections Conducted	245	260
---------------------------------	-----	-----

**Efficiencies:**

Average Cost per Inspection	1,809	1,809
-----------------------------	-------	-------

**Total, Goal A: PROTECT INVESTORS**

	<u>\$ 2,980,262</u>	<u>\$ 2,980,262</u>
--	---------------------	---------------------

**B. Goal: INDIRECT ADMINISTRATION**

**B.1.1. Strategy:** INDIRECT ADM & SUPPORT COSTS

	<u>\$ 762,050</u>	<u>\$ 762,050</u>
--	-------------------	-------------------

**Grand Total, SECURITIES BOARD**

	<u>\$ 3,742,312</u>	<u>\$ 3,742,312</u>
--	---------------------	---------------------

**Method of Financing:**

General Revenue Fund	\$ 3,736,218	\$ 3,736,218
Appropriated Receipts	<u>6,094</u>	<u>6,094</u>

**Total, Method of Financing**

	<u>\$ 3,742,312</u>	<u>\$ 3,742,312</u>
--	---------------------	---------------------

**Number of Full-time Equivalent Positions (FTE)**

	88.0	88.0
--	------	------

**Schedule of Exempt Positions and Per Diem of Board Members**

Securities Commissioner, Group 3	\$90,000	\$90,000
Per Diem of Board Members	1,290	1,290

1. **Donations for Personal Financial Literacy Educational Materials.** The State Securities Board is hereby authorized to accept and expend donations from nonprofit foundations for the sole purpose of reproducing and distributing educational materials relating to "personal financial literacy" and introducing those materials to classroom teachers in Texas schools.

**SECURITIES BOARD**  
(Continued)

2. **Contingent Revenue.** Of the appropriations above to the Securities Board, the amounts for the strategies listed below are contingent upon increased activities of the Securities Board and certification by the Comptroller's Office that these activities will generate, during the 2000-01 biennium, \$638,669 in excess of \$153,593,000 (Object Code 3175) contained in the Comptroller of Public Accounts' Biennial Revenue Estimate for 2000 and 2001.

<u>Strategy</u>	<u>2000</u>	<u>2000 *</u>
A.1.1. Law Enforcement	\$ 73,106	\$ 73,106
A.2.1. Securities Registration	\$ 16,982	\$ 16,982
A.3.1. Dealer Registration	\$ 12,939	\$ 12,939
A.4.1. Dealer Inspections	\$ 152,851	\$ 152,851

**BOARD OF TAX PROFESSIONAL EXAMINERS**

For the Years Ending  
August 31,                      August 31,  
2000                                      2001

**Out of the General Revenue Fund:**

**A. Goal: ESTABLISH/OVERSEE PROCESS**

To ensure the State is served by qualified, certified and ethical property tax professionals.

**Outcome (Results/Impact):**

Percent of Licensees With No Recent Violations	99%	99%
Percent of Complaints Resulting in Disciplinary Action	20%	20%

**A.1.1. Strategy: CERTIFICATION PROGRAM**                      \$            134,988    \$            134,988

Manage a certification program by conducting exams, registering eligible individuals, administering a continuing education program, and distributing information to local officials and registrants.

**Output (Volume):**

Number of Persons Certified/Recertified	400	500
Number of New Licenses Issued to Individuals	303	303

**Efficiencies:**

Average Licensing Cost per Individual License Issued	34	34
--	----	----

**A.2.1. Strategy: ADJUDICATION**                      \$            3,069    \$            3,069

Provide registrants with guidance to thoroughly familiarize them with board rules on ethics and process questions and complaints quickly in compliance with law and rules.

**Output (Volume):**

Number of Complaints Resolved	9	9
-------------------------------	---	---

**Total, Goal A: ESTABLISH/OVERSEE PROCESS**                      \$            138,057    \$            138,057

\* Should read 2001.

# BOARD OF TAX PROFESSIONAL EXAMINERS

(Continued)

**B. Goal: QUALITY EDUCATION**

To ensure that quality property tax education courses are available to registrants and that course sponsors and instructors meet board standards.

**Outcome (Results/Impact):**

Number of Approved Courses Presented	120	120
--------------------------------------	-----	-----

**B.1.1. Strategy: EDUCATION**

Oversee the education program of tax professionals by contracting for course development, reviewing and approving courses, enforcing standards for sponsors and instructors, and conducting a student-based evaluation program.

**Output (Volume):**

Number of Course, Sponsor, and Instructor Applications Processed	24	24
--	----	----

**Grand Total, BOARD OF TAX PROFESSIONAL EXAMINERS**

	\$ 14,724	\$ 14,724
	\$ 152,781	\$ 152,781

**Other Direct and Indirect Costs Appropriated Elsewhere in this Act**

	\$ 62,238	\$ 63,020
--	-----------	-----------

**Number of Full-time Equivalent Positions (FTE)**

	4.0	4.0
--	-----	-----

**Schedule of Exempt Positions**

Executive Director, Group 1	\$52,000	\$52,000
-----------------------------	----------	----------

1. **Fees Established.** To provide for the recovery of costs for the preceding appropriations, the following fee rates shall be in effect for fiscal years 2000 and 2001, pursuant to provisions of V.T.C.A., Government Code, Sections 316.041-316.045:

- |                        |                                      |
|------------------------|--------------------------------------|
| (1) Registration Fee   | Not Less Than \$45 or More Than \$75 |
| (2) Annual Renewal Fee | Not Less Than \$45 or More Than \$75 |

## PUBLIC UTILITY COMMISSION OF TEXAS

For the Years Ending	
August 31, <u>2000</u>	August 31, <u>2001</u>

**A. Goal: COMPETITION/CHOICE/RATES/SERVICE**

To ensure fair competition, customer choice, just and reasonable rates, system reliability, a high level of service quality, and technological advancement in the electric and telecommunications industries.

**Outcome (Results/Impact):**

Average Annual Residential Telephone Bill for Basic Service in Texas as a Percentage of the National Average	73%	73%
Average Cost of Electricity per kWh in Texas for Residential Customers as a Percentage of the National Residential Average	93%	93%

**PUBLIC UTILITY COMMISSION OF TEXAS**  
(Continued)

Percentage of Households in Texas with Telephone Service in Place	91%	91%
Percentage of Telephone Users in Areas With More Than One Local Telephone Service Provider	90%	90%
Percentage of Telephone Subscriber Lines in Texas Served by Digital Switches	90%	90%
Percentage of Annual Statewide Electric Energy Obtained Through the Competitive Wholesale Market	15%	16%

**A.1.1. Strategy: CASES AND ALT. DISPUTE RESOLUTION**

\$ 6,900,239    \$ 6,749,350

Conduct rate, fuel related, and depreciation cases using the Administrative Procedures Act and forms of alternative dispute resolution such that revenue requirements, cost allocation, rate design, affiliate transactions, and competitive issues in the electric and telecommunications industries are evaluated for reasonableness and compliance with all laws and commission rules; register and license service providers; evaluate utility service offerings.

**Output (Volume):**

Number of Rate Cases Completed	60	60
Number of Non-Rate Cases Completed	600	600

**Efficiencies:**

Average Number of Days to Complete Electric Rate Cases	284	284
--	-----	-----

**Explanatory:**

Typical Monthly Residential Electric Bill in Texas per 500 kWh as a Percentage of the National Average	90%	90%
--	-----	-----

**A.1.2. Strategy: DEVELOP RULES AND REPORTS**

\$ 1,571,305    \$ 1,689,644

Develop rules, conduct studies and prepare reports responsive to changes in electric and telecommunications markets.

**Output (Volume):**

Number of New or Modified Rules Adopted	42	42
---	----	----

**Total, Goal A: COMPETITION/CHOICE/RATES/SERVICE**

\$ 8,471,544    \$ 8,438,994

**B. Goal: EDUCATION AND COMPLIANCE**

To serve the public by distributing customer education information, administering customer service programs, ensuring compliance with relevant laws and regulations governing provision of reliable high quality electric and telecommunications services, and assisting customers in resolving disputes concerning electric and telecommunications services.

**B.1.1. Strategy: PROVIDE INFORMATION ABOUT CHANGES**

\$ 1,047,474    \$ 1,045,055

Provide information and distribute materials to customers on changes in the electric and telecommunications industries. Respond to requests for information from the public and media. Conduct outreach activities, administer Relay Texas and the Specialized Telecommunications Device Assistance Program (STDAP) responsibilities.

**Output (Volume):**

Number of Information Requests to Which Responses Were Provided	88,000	88,000
---	--------	--------

**PUBLIC UTILITY COMMISSION OF TEXAS**  
(Continued)

<b>Explanatory:</b>		
Number of Calls Completed Through Relay Texas	4,879,951	5,026,349
<b>B.2.1. Strategy: INVESTIGATIONS AND ENFORCEMENT</b>	<u>\$ 827,742</u>	<u>\$ 840,050</u>
Conduct investigations and initiate enforcement actions to ensure compliance with relevant law, PUC rules and orders. Investigate emerging issues based on customer complaints.		
<b>Output (Volume):</b>		
Number of Utilities for Which a Detailed Review of Earnings is Conducted	149	149
Number of Compliance Investigations Conducted	75	80
<b>Efficiencies:</b>		
Average Number of Days to Conclude Customer Complaints	55	55
<b>Total, Goal B: EDUCATION AND COMPLIANCE</b>	<u>\$ 1,875,216</u>	<u>\$ 1,885,105</u>
<b>C. Goal: INDIRECT ADMINISTRATION</b>		
<b>C.1.1. Strategy: CENTRAL ADMINISTRATION</b>	\$ 920,900	\$ 923,262
<b>C.1.2. Strategy: INFORMATION RESOURCES</b>	\$ 468,013	\$ 466,840
<b>C.1.3. Strategy: OTHER SUPPORT SERVICES</b>	<u>\$ 271,699</u>	<u>\$ 271,931</u>
<b>Total, Goal C: INDIRECT ADMINISTRATION</b>	<u>\$ 1,660,612</u>	<u>\$ 1,662,033</u>
<b>Grand Total, PUBLIC UTILITY COMMISSION OF TEXAS</b>	<u>\$ 12,007,372</u>	<u>\$ 11,986,132</u>
<b>Method of Financing:</b>		
General Revenue Fund	\$ 11,492,372	\$ 11,471,132
Appropriated Receipts	510,000	510,000
Interagency Contracts	<u>5,000</u>	<u>5,000</u>
<b>Total, Method of Financing</b>	<u>\$ 12,007,372</u>	<u>\$ 11,986,132</u>
<b>Number of Full-time Equivalent Positions (FTE)</b>	242.0	242.0
<b>Schedule of Exempt Positions</b>		
Commissioners, Group 4	\$99,500	\$99,500
Commissioners	(2) 97,000	(2) 97,000
Executive Director, Group 4	85,000	85,000

**PUBLIC UTILITY COMMISSION OF TEXAS**  
(Continued)

1. **Capital Budget.** None of the funds appropriated above may be expended for capital budget items except as listed below. The amounts shown below shall be expended only for the purposes shown and are not available for expenditure for other purposes. Amounts appropriated above and identified in this provision as appropriations either for "Lease payments to the Master Lease Purchase Program" or for items with a "(MLPP)" notation shall be expended only for the purpose of making lease-purchase payments to the Texas Public Finance Authority pursuant to the provisions of V.T.C.S., Art. 601d, Sec. 9A.

	2000	2001
a. Acquisition of Information Resource Technologies		
(1) Database Servers, Printers, Microcomputers, Computer Software, Telecommunications Hardware and Software for the PUC Interchange, an Electronic Information System (MLPP payments for 1996-97)	\$ 90,873	\$ 90,472
(2) Personal Computers (MLPP payments for 1998-1999)	\$ 61,499	\$ 61,217
Total, Capital Budget	\$ 152,372	\$ 151,689

Method of Financing (Capital Budget):

General Revenue Fund	\$ 61,499	\$ 61,217
Appropriated Receipts	90,873	90,472
Total, Method of Financing	\$ 152,372	\$ 151,689

2. **Appropriation of Receipts, Electronic Information System.** Out of Appropriated Receipts appropriated above, \$115,000 each year from fee revenue derived from implementation of an electronic information system for public access to records on file with the agency may be used only for the following purposes: to make lease payments to the Master Lease Purchase Program for electronic information system capital acquisitions; operating lease payments; and for service agreements limited to PUC interchange support.
3. **Reimbursement of Advisory Committee Members.** Pursuant to V.T.C.A., Government Code, Section 2110.004 and out of funds appropriated above, reimbursement of expenses for advisory committee members is limited to the following advisory committee: Relay Texas Advisory Committee.
4. **Transfer Authority.** The Public Utility Commission is authorized to transfer appropriations from one item to another in amounts not to exceed 35 percent of the item from which the transfer is made for the fiscal year.
5. **Reappropriation of 2000 Appropriations.** The unobligated and unexpended balances of appropriations to the Public Utility Commission for the fiscal year ending August 31, 2000 are hereby reappropriated to the commission for the same purposes for the fiscal year ending August 31, 2001.
6. **Contract with the State Office of Administrative Hearings.** Appropriations above include \$711,938 in fiscal year 2000 and \$711,938 in fiscal year 2001 to cover the cost of contracting with the state Office of Administrative Hearings for funding the Public Utility Division for the purpose of conducting administrative hearings and for related expenses. The Public Utility Commission and the State Office of Administrative Hearings may not enter into a contract for



**PUBLIC UTILITY COMMISSION OF TEXAS**  
(Continued)

an amount less than the amounts specified herein. If the State Office of Administrative Hearings determines, at the end of each fiscal year, that the amount paid under the contract exceeds the necessary funding, it shall refund the difference to the Public Utility Commission. If the State Office of Administrative Hearings determines that the amounts are insufficient to fund the division, the State Office of Administrative Hearings may enter into negotiations with Public Utility Commission in order to renegotiate the interagency contract to provide additional funds for administrative hearings. The State Office of Administrative Hearings is not appropriated any state funds from such renegotiated contracts until it gives written notice to the Legislative Budget Board and the Governor together with written permission of the agency.

7. **Contingency Appropriation for Senate Bill 7.** Contingent upon the enactment of Senate Bill 7, or similar legislation relating to restructuring the electric utility industry in Texas, by the Seventy-sixth Legislature, Regular Session, the Public Utility Commission is hereby appropriated the total annual fund balance of the System Benefit Fund, estimated to be \$122,552,000 in 2000 and \$126,228,000 in 2001, for the purpose of implementing that Act. Out of this appropriation, the Public Utility Commission shall: (1) make any required transfers to the Foundation School Fund, for allocation to school districts by the Texas Education Agency; and (2) transfer to the Office of Public Utility Counsel \$239,588 in 2000 and \$337,877 in 2001, to be expended by the Office of Public Utility Counsel to implement the provisions of the Act. Also out of this appropriation, the Public Utility Commission may expend an amount not greater than \$12,000,000 in 2001 for consumer education programs required by the Act. In addition, the Public Utility Commission may expend an amount not greater than \$877,107 in 2000 and \$875,843 in 2001 from the System Benefit Fund for other costs incurred for administering the Act. In no event shall the amount expended out of, or transferred from, appropriations identified by this provision exceed the amount of additional revenues generated pursuant to Senate Bill 7.

**OFFICE OF PUBLIC UTILITY COUNSEL**

	For the Years Ending August 31, 2000	August 31, 2001
--	--	--------------------

**Out of the General Revenue Fund:**

**A. Goal: EQUITABLE ELECTRIC RATES**

To represent residential and small business consumers aggressively in electric utility matters that come before the Public Utility Commission to ensure fair and reasonable rates.

**Outcome (Results/Impact):**

Percentage of Major Electric Rate Cases in Which OPUC Participates

	15%	15%
--	-----	-----

**A.1.1. Strategy: ELECTRIC CASE PARTICIPATION**

Participate in major electric rate, significant rulemaking and non-rate, and significant fuel rate proceedings. Review and analyze information, present testimony, and submit legal pleadings in proceedings affecting electric utility customers.

	\$ 909,608	\$ 909,607
--	------------	------------

**OFFICE OF PUBLIC UTILITY COUNSEL**  
(Continued)

<b>Output (Volume):</b>		
Number of Significant Major Electric Rate Cases in Which OPUC Participates	4	4
Number of Significant Electric Rule-Making Proceedings in Which OPUC Participates	10	10
<b>B. Goal: TELEPHONE COMPETITION</b>		
To represent residential and small business consumers aggressively by providing comprehensive telecommunications analysis and representation at the Public Utility Commission, the FCC, and in state and federal courts to ensure that residential and small commercial consumers benefit from competition and are protected during the transition to a more competitive market.		
<b>Outcome (Results/Impact):</b>		
Percentage of OPUC Telecommunications Proceedings that are Competition Related	50%	50%
Percentage of State Served by New and/or Advanced Services and Technologies as a Result of Cases in Which OPUC Participates	50%	50%
<b>B.1.1. Strategy: TELECOMMUNICATIONS PROCEEDINGS</b>		
Participate in telecommunications proceedings involving competitive issues/consumer safeguards or new and/or advanced technologies and services. Review and analyze information, present testimony, and submit legal pleadings in proceedings affecting residential and small business telecommunications customers.	\$ 661,607	\$ 661,608
<b>Output (Volume):</b>		
Number of Telecommunications Cases in Which OPUC Participates	27	27
Number of Telecommunications Projects in Which OPUC Participates	28	28
<b>C. Goal: RESOURCE PLANNING</b>		
To provide assessment and action for electric utilities' resource planning, which includes adequately researching and advocating conservation methods and generating technologies that minimize costs to ratepayers and damage to the environment.		
<b>C.1.1. Strategy: RESOURCE PLANNING CASES</b>		
Review and analyze information, and present testimony in CCN, NOI, avoided cost, rulemaking, and other resource planning proceedings that affect Texas energy consumers.	<u>\$ 82,700</u>	<u>\$ 82,700</u>
<b>Output (Volume):</b>		
Number of Resource Planning Proceedings in Which OPUC Participates	9	9
<b>Grand Total, OFFICE OF PUBLIC UTILITY COUNSEL</b>		
	<u>\$ 1,653,915</u>	<u>\$ 1,653,915</u>
<b>Number of Full-time Equivalent Positions (FTE)</b>	26.0	26.0
<b>Schedule of Exempt Positions</b>		
Public Counsel, Group 2	\$75,000	\$75,000

## BOARD OF VETERINARY MEDICAL EXAMINERS

For the Years Ending  
 August 31,                      August 31,  
2000                                      2001

**A. Goal: VETERINARY REGULATION**

To establish and implement reasonable standards for veterinary practice, investigate complaints, and enforce the Veterinary Licensing Act (Art. 8890 V.A.C.S.) to assure that safe and effective veterinary services are delivered to the citizens of Texas.

**Outcome (Results/Impact):**

Percent of Licensees with No Recent Violations	99%	99%
Percent of Complaints Resulting in Disciplinary Action	10%	10%
Recidivism Rate for Peer Assistance Programs	33%	33%

**A.1.1. Strategy: OPERATE LICENSURE SYSTEM**                      \$        138,229    \$        138,310

Operate an efficient and comprehensive veterinary licensure program to include initial licensure by examination and the ongoing renewal of licenses.

**Output (Volume):**

Number of New Licenses Issued to Individuals	239	245
Number of Licenses Renewed (Individuals)	5,739	5,898

**Efficiencies:**

Average Licensing Cost for Individual License	4.84	4.75
---	------	------

**A.1.2. Strategy: PURCHASE AND GRADING**                      \$        50,375    \$        50,375

Purchase and Grading of National Exams, Estimated and Nontransferable.

**Output (Volume):**

Number of Individuals Examined	330	330
--------------------------------	-----	-----

**A.2.1. Strategy: COMPLAINTS AND ACTION**                      \$        423,945    \$        407,775

Investigate all complaints received and take disciplinary action against veterinarians who have violated the law and/or board rules and conduct a compliance program to secure voluntary compliance with the law and board's rules.

**Output (Volume):**

Number of Complaints Received	230	230
Number of Complaints Resolved	190	200

**Efficiencies:**

Average Time for Complaint Resolution	190	200
---------------------------------------	-----	-----

**Explanatory:**

Number of Jurisdictional Complaints Received	209	214
--	-----	-----

**A.2.2. Strategy: PEER ASSISTANCE**                      \$        19,439    \$        19,628

Identify, refer and assist those veterinarians whose practice is impaired.

**Output (Volume):**

Number of Individuals Participating in a Peer Assistance Program	12	12
--	----	----

**Total, Goal A: VETERINARY REGULATION**                      \$        631,988    \$        616,088

**Grand Total, BOARD OF VETERINARY MEDICAL EXAMINERS**                      \$        631,988    \$        616,088

**BOARD OF VETERINARY MEDICAL EXAMINERS**  
(Continued)

<b>Method of Financing:</b>		
General Revenue Fund	\$ 620,688	\$ 604,788
Appropriated Receipts	500	500
Interagency Contracts	<u>10,800</u>	<u>10,800</u>
<b>Total, Method of Financing</b>	<u>\$ 631,988</u>	<u>\$ 616,088</u>
<b>Other Direct and Indirect Costs Appropriated Elsewhere in this Act</b>	\$ 137,809	\$ 138,394
<b>Number of Full-time Equivalent Positions (FTE)</b>	9.5	9.5
<b>Number of FTEs in Riders</b>	1.0	1.0
<b>Schedule of Exempt Positions and Per Diem of Board Members</b>		
Executive Director, Group 1	\$60,000	\$60,000
Per Diem of Board Members	8,500	8,500

1. **Appropriation: Peer Assistance Program Penalties.** The amounts appropriated above in A.2.2., Strategy: PEER ASSISTANCE include \$3,500 per year from all administrative penalties generated pursuant to Art. 8890, Sec. 14B., V.T.C.S. Any additional penalties are hereby appropriated to the Board of Veterinary Medical Examiners for the purpose of financing the Peer Assistance program, as defined in the V.T.C.A., Health and Safety Code, Chapter 467.
  
2. **Contingent Revenue.** Of the amounts appropriated above to the Board of Veterinary Medical Examiners in Strategy A.2.1. Complaint and Action, the amount of \$7,900 in fiscal year 2000 is contingent on the Board of Veterinary Medical Examiners assessing fees sufficient to generate, during the 2000-01 biennium, \$7,900 in excess of \$1,362,724 (Object Code 3175) contained in the Comptroller of Public Accounts Biennial Revenue Estimate for 2000 and 2001. The Board of Veterinary Medical Examiners, upon completion of necessary actions to assess or increase such additional fees, shall furnish copies of the Board of Veterinary Medical Examiners' minutes and other information supporting the estimated revenues to be generated for the 2000-01 biennium under the revised fee structure to the Comptroller of Public Accounts. If the Comptroller finds the information sufficient to support the projection of increased revenues, a finding of fact to that effect shall be issued and the contingent appropriation shall be made available for the intended purposes.
  
3. **Contingency Appropriation: House Bill 3446.** Of the amounts appropriated above to the Board of Veterinary Medical Examiners in Strategy A.1.2. Complaint and Action, the amount of \$62,131 for fiscal year 2000 and \$54,131 for fiscal year 2001 out of the General Revenue Fund is contingent upon the enactment of House Bill 3446, or similar legislation relating to the regulation of the practice of veterinary medicine, by the Seventy-sixth Legislature, Regular Session. Such appropriations are also contingent on the Board of Veterinary Medical Examiners assessing fees sufficient to generate, during the 2000-01 biennium, \$133,919 in excess of: (1) \$1,362,724, Object code 3175, contained in the Comptroller of Public Accounts' Biennial Revenue Estimate for 2000 and 2001, and (2) the \$7,900 required to be raised in rider 2. Also

# BOARD OF VETERINARY MEDICAL EXAMINERS

(Continued)

contingent on the Board of Veterinary Medical Examiners meeting the above revenue target, the "Number of Full-time Equivalent Positions (FTE)" figure indicated above in here by increased by one in 2000 and one in 2001. The Board of Veterinary Medical Examiners, upon completion of necessary actions to assess or increase such additional fees, shall furnish copies of board minutes and other information supporting the estimated revenues to be generated for the 2000-01 biennium under the revised fee structure to the Comptroller of Public Accounts. If the Comptroller finds the information sufficient to support the projection of increased revenues, a finding of fact to that effect shall be issued and the contingent appropriation shall be made available for the intended purposes. Funds appropriated by this provision may be expended for capital budget purposes, notwithstanding limitations on capital budget expenditures elsewhere in this Act.

## WORKERS' COMPENSATION COMMISSION

	For the Years Ending	
	August 31, 2000	August 31, 2001

**A. Goal: SAFE AND HEALTHY WORK PLACES**

To promote safe and healthy work environments.

**Outcome (Results/Impact):**

Statewide Incidence Rate of Injuries and Illnesses per 100 Full-Time Employees

	6.9	6.8
--	-----	-----

**A.1.1. Strategy: HEALTH AND SAFETY SERVICES**

Develop and provide health and safety services such as needs analyses, education, consultations, and inspections to employers, to employees, academic institutions, and to other entities in the Texas workplace.

	\$ 5,168,160	\$ 5,195,968
--	--------------	--------------

**Output (Volume):**

Number of Employers Provided Inspections, Consultations, and Investigations

	3,502	3,502
--	-------	-------

**Efficiencies:**

Average Cost per Consultation/Inspection/Investigation

	651	656
--	-----	-----

**B. Goal: BENEFITS AND DELIVERY**

To ensure the delivery of appropriate benefits.

**Outcome (Results/Impact):**

Average Number of Days for the Required Initial Benefit Payment to be Issued to Injured Workers

	16.3	16.3
--	------	------

Percentage of Losses of Self-Insured Employers to Total Private Workers' Compensation Losses

	20%	20%
--	-----	-----

**B.1.1. Strategy: INVESTIGATIONS/COMPLIANCE**

Investigate administrative and criminal violations, audit the performance of carriers, self-insured governmental entities and other participants, and compile compliance information on the performance of the workers' compensation participants.

	\$ 2,258,574	\$ 2,276,925
--	--------------	--------------

**Output (Volume):**

Number of Fraud Investigations Completed

	573	573
--	-----	-----

**WORKERS' COMPENSATION COMMISSION**  
(Continued)

<b>B.2.1. Strategy:</b> MEDICAL COST CONTAINMENT	\$ 1,861,573	\$ 1,916,582
Establish and maintain rules, guidelines, and programs that ensure appropriate utilization of medical services.		
<b>Output (Volume):</b>		
Number of Health Care Provider Audits Completed	43	43
<b>B.3.1. Strategy:</b> PROCESS CLAIM FILES	\$ 8,576,751	\$ 8,590,887
Establish and maintain injured worker claim files and develop and implement processes to receive and maintain documents in an electronic format.		
<b>Output (Volume):</b>		
Number of Injury Records Created	201,629	206,670
Number of Injury Records Created for Income/Indemnity Injuries	110,570	113,334
<b>B.4.1. Strategy:</b> REGULATE SELF-INSURANCE	<u>\$ 725,477</u>	<u>\$ 733,675</u>
Ensure that certified self-insuring employers meet statutory financial, claims administration, and safety requirements through an ongoing process of qualifying, renewing, and revoking certification.		
<b>Output (Volume):</b>		
Number of Self-Insurance Applicants or Renewals Certified	64	65
<b>Total, Goal B: BENEFITS AND DELIVERY</b>	<u>\$ 13,422,375</u>	<u>\$ 13,518,069</u>
<b>C. Goal: DISPUTE RESOLUTION</b>		
To minimize and resolve disputes.		
<b>Outcome (Results/Impact):</b>		
Percentage of Compensation Benefit Dispute Cases Resolved by the Commission's Informal Dispute Resolution System	89%	89%
Percentage of Compensation Benefit Dispute Cases Resolved in Benefit Review Conference	67%	67%
<b>C.1.1. Strategy:</b> INFORMAL RESOLUTION	\$ 7,837,359	\$ 7,767,080
Provide injured workers and employers with information about their rights and responsibilities, resolve disputes by talking with the participants, and conduct compensation benefit review conferences.		
<b>Output (Volume):</b>		
Number of Compensation Benefit Dispute Cases Considered in Benefit Review Conference	22,000	23,000
<b>C.1.2. Strategy:</b> FORMAL RESOLUTION	<u>\$ 5,458,080</u>	<u>\$ 5,458,614</u>
Conduct benefit contested case hearings, conduct reviews when participants appeal decisions made by benefit contested case hearings officers, and provide arbitration; and process hearings under the Administrative Procedure Act.		
<b>Output (Volume):</b>		
Number of Compensation Benefit Dispute Cases Considered in Contested Case Hearings	7,100	7,200
<b>Total, Goal C: DISPUTE RESOLUTION</b>	<u>\$ 13,295,439</u>	<u>\$ 13,225,694</u>
<b>D. Goal: INDIRECT ADMINISTRATION</b>		
<b>D.1.1. Strategy:</b> CENTRAL ADMINISTRATION	\$ 4,538,126	\$ 4,869,175
<b>D.1.2. Strategy:</b> INFORMATION RESOURCES	\$ 10,235,983	\$ 7,469,330
<b>D.1.3. Strategy:</b> OTHER SUPPORT SERVICES	\$ 1,112,611	\$ 1,196,374

**WORKERS' COMPENSATION COMMISSION**  
(Continued)

D.1.4. Strategy: REGIONAL ADMINISTRATION	\$ 689,430	\$ 680,638
<b>Total, Goal D: INDIRECT ADMINISTRATION</b>	<u>\$ 16,576,150</u>	<u>\$ 14,215,517</u>
<b>Grand Total, WORKERS' COMPENSATION COMMISSION</b>	<u>\$ 48,462,124</u>	<u>\$ 46,155,248</u>

**Method of Financing:**

<u>General Revenue Fund</u>		
General Revenue Fund	\$ 44,710,231	\$ 42,408,619
Earned Federal Funds	<u>224,406</u>	<u>224,407</u>
Subtotal, General Revenue Fund	<u>\$ 44,934,637</u>	<u>\$ 42,633,026</u>
Federal Funds	2,188,999	2,179,235
Appropriated Receipts	1,322,488	1,326,987
Interagency Contracts	<u>16,000</u>	<u>16,000</u>
<b>Total, Method of Financing</b>	<u>\$ 48,462,124</u>	<u>\$ 46,155,248</u>

Number of Full-time Equivalent Positions (FTE)	1,128.0	1,128.0
Schedule of Exempt Positions		
Executive Director, Group 4	\$95,000	\$95,000

1. **Capital Budget.** None of the funds appropriated above may be expended for capital budget items except as listed below. The amounts shown below shall be expended only for the purposes shown and are not available for expenditure for other purposes. Amounts appropriated above and identified in this provision as appropriations either for "Lease Payments to the Master Lease Purchase Program" or for items with an "(MLPP)" notation shall be expended only for the purpose of making lease-purchase payments to the Texas Public Finance Authority pursuant to the provisions of V.T.C.S., Article 601d, Section 9A.

	<u>2000</u>	<u>2001</u>
Out of the General Revenue Fund:		
a. Acquisition of Information Resource Technologies		
(1) PC and LAN Upgrade	\$ 165,000	\$ U.B.
b. Other Lease Payments to the Master Lease Purchase Program (MLPP)		
(1) Lease Payments (MLPP) for 1992-93 Acquisitions	<u>\$ 13,746</u>	<u>\$ 6,849</u>
<b>Total, Capital Budget</b>	<u>\$ 178,746</u>	<u>\$ 6,849</u>

2. **Appropriation of Certain Fees.** Revenues collected by the commission as reproduction fees, third party reimbursements, seminar fees, publication fees, and fees collected for audits, inspections, and consultations are hereby appropriated to the Workers' Compensation Commission for the biennium beginning September 1, 1999.

**WORKERS' COMPENSATION COMMISSION**  
(Continued)

3. **Administrative Penalties.** The amounts appropriated above include \$100,000 each year from revenues collected by the commission as administrative penalties provided that expenditure of such funds appropriated above shall be limited to such expenses as may be necessary to prosecute administrative violations under the Texas Workers' Compensation Act, including costs of conducting Administrative Procedure Act hearings.
4. **Appropriations Limited to Revenue Collections.** It is the intent of the Legislature that revenues as authorized and generated by the commission cover, at a minimum, the cost of general revenue appropriations made above, as well as covering "other direct and indirect costs" associated with such general revenue appropriations. "Other direct and indirect costs" associated with such general revenue appropriations are estimated to be \$9,119,134 for fiscal year 2000 and \$9,214,697 for fiscal year 2001. In the event that actual and/or projected revenue collections are insufficient to offset the costs identified by this provision, the Legislative Budget Board may direct that the Comptroller of Public Accounts reduce the appropriation authority provided above to be within the amount of revenue expected to be available. The application of this provision shall be consistent with applicable statutory provisions governing the commission's assessment of tax rates and fees. When the commission sets the rate of assessment for the maintenance tax, it shall take into account a surplus or deficit produced by the tax in the preceding year and other factors as provided by Section 403.003, Labor Code, Rate of Assessment.
5. **Reappropriation of Unexpended Balances.** Any unexpended balances as of August 31, 2000, not to exceed 5 percent for any line item of appropriation, are hereby reappropriated to the Texas Workers' Compensation Commission for same purposes for the year beginning September 1, 2000.
6. **Unexpended Balances: Business Redesign Project.** Any balances on hand as of August 31, 2000, not to exceed \$2,500,000, are hereby appropriated to the Texas Workers' Compensation Commission for the fiscal year beginning September 1, 2000, for implementation of the Commission's Business Redesign project.

**RESEARCH AND OVERSIGHT COUNCIL ON WORKERS' COMPENSATION**

	For the Years Ending	
	August 31,	August 31,
	<u>2000</u>	<u>2001</u>

**Out of the General Revenue Fund - Dedicated - Research and Oversight Council on Workers' Compensation Fund Account No. 5016:**

**A. Goal: STUDY AND MONITOR SYSTEM**

To conduct factual, unbiased research and professional studies, monitor the agencies and entities involved in the workers' compensation system, develop sound policy recommendations regarding regulatory or legislative changes, provide information on workers' compensation to the general public and respond to constituents' needs for assistance.

**Outcome (Results/Impact):**

Percentage of Professional Studies Completed Within Schedule	90%	90%
Number of Publications Produced	12	13



**RESEARCH AND OVERSIGHT COUNCIL ON WORKERS' COMPENSATION**  
(Continued)

<b>A.1.1. Strategy:</b> CONDUCT PROFESSIONAL STUDIES	\$	414,890	\$	406,767
Determine research needed relating to the workers compensation system; collect and analyze workers compensation data; conduct research projects relating to workers compensation; administer research contracts and manage research projects; and conduct professional studies.				
<b>Output (Volume):</b> Number of Professional Studies Completed by the ROC		15		14
<b>Efficiencies:</b> Average Cost per Professional Study Completed by the ROC		26,685		28,592
<b>A.1.2. Strategy:</b> PROVIDE OVERSIGHT	\$	<u>259,414</u>	\$	<u>259,414</u>
Provide oversight by reviewing and analyzing Texas workers compensation agencies and entities; evaluate legislative recommendations made by workers compensation agencies and entities; monitor workers compensation-related meetings of boards, commissions and legislative committees with workers compensation responsibilities; develop legislative and regulatory recommendations; provide the public with information pertaining to the workers compensation system; distribute professional studies and publications; and respond to constituent requests for assistance.				
<b>Output (Volume):</b> Number of Publications Distributed		13,200		15,000
<b>Total, Goal A: STUDY AND MONITOR SYSTEM</b>	\$	<u>674,304</u>	\$	<u>666,181</u>
<b>Grand Total, RESEARCH AND OVERSIGHT COUNCIL ON WORKERS' COMPENSATION</b>	\$	<u>674,304</u>	\$	<u>666,181</u>
<b>Other Direct and Indirect Costs Appropriated Elsewhere in this Act</b>	\$	132,110	\$	132,858
<b>Number of Full-time Equivalent Positions (FTE)</b>		13.0		13.0
<b>Schedule of Exempt Positions</b> Executive Director, Group 2		\$70,000		\$70,000

- Appropriations Limited to Revenue Collections.** The application of special provisions limiting appropriations to revenue collections elsewhere in this Article shall be consistent with the application of Section 404.003, Labor Code, relating to the Research and Oversight Council on Workers' Compensation Maintenance Tax, and other applicable statutory provisions governing support of the agency.

## Retirement and Group Insurance

	For the Years Ending	
	August 31, 2000	August 31, 2001
<b>A. Goal:</b> EMPLOYEES RETIREMENT SYSTEM		
<b>A.1.1. Strategy:</b> RETIREMENT CONTRIBUTIONS Provide an actuarially sound level of funding as defined by state law. Estimated	\$ 7,829,374	\$ 8,025,108
<b>A.1.2. Strategy:</b> GROUP INSURANCE Provide a basic health care and life insurance program for general state employees. Estimated	\$ 12,789,762	\$ 13,449,306
<b>Total, Goal A:</b> EMPLOYEES RETIREMENT SYSTEM	\$ 20,619,136	\$ 21,474,414
<b>Grand Total,</b> RETIREMENT AND GROUP INSURANCE	\$ 20,619,136	\$ 21,474,414
<b>Method of Financing:</b>		
General Revenue Fund, estimated	\$ 13,537,486	\$ 14,090,960
General Revenue Fund - Dedicated, estimated	7,070,846	7,372,557
Federal Funds, estimated	10,804	10,897
<b>Total, Method of Financing</b>	\$ 20,619,136	\$ 21,474,414

## Social Security and Benefit Replacement Pay

	For the Years Ending	
	August 31, 2000	August 31, 2001
<b>A. Goal:</b> SOCIAL SECURITY/BENEFIT REPLACEMENT To provide funding to the Comptroller of Public Accounts for Social Security Contributions and Benefit Replacement Pay.		
<b>A.1.1. Strategy:</b> STATE MATCH -- EMPLOYER Provide an employer match for Social Security contributions. Estimated	\$ 9,716,332	\$ 9,959,241
<b>A.1.2. Strategy:</b> BENEFIT REPLACEMENT PAY Provide Benefit Replacement Pay to eligible employees. Estimated	\$ 2,332,513	\$ 2,122,395
<b>Total, Goal A:</b> SOCIAL SECURITY/BENEFIT REPLACEMENT	\$ 12,048,845	\$ 12,081,636
<b>Grand Total,</b> SOCIAL SECURITY AND BENEFIT REPLACEMENT PAY	\$ 12,048,845	\$ 12,081,636

**Social Security and Benefit Replacement Pay**  
(Continued)

**Method of Financing:**

General Revenue Fund, estimated	\$ 7,884,090	\$ 7,907,597
General Revenue Fund - Dedicated, estimated	4,159,406	4,168,947
Federal Funds, estimated	<u>5,349</u>	<u>5,092</u>
<b>Total, Method of Financing</b>	<u>\$ 12,048,845</u>	<u>\$ 12,081,636</u>

**Lease Payments**

	For the Years Ending August 31, 2000	August 31, 2001
<b>A. Goal: FINANCE CAPITAL PROJECTS</b>		
To provide funding to the General Services Commission for payment to Texas Public Finance Authority for the payment of revenue bond debt service requirements.		
<b>A.1.1. Strategy: LEASE PAYMENTS</b>	\$ 5,780,087	\$ 5,989,162 & U.B.
Make lease payments to the Texas Public Finance Authority on facilities financed through the Texas Public Finance Authority.		
<b>Grand Total, LEASE PAYMENTS</b>	<u>\$ 5,780,087</u>	<u>\$ 5,989,162</u>

**Method of Financing:**

General Revenue Fund	\$ 2,793,876	\$ 3,015,164
General Revenue Fund - Dedicated - Texas Department of Insurance Operating Fund Account No. 036	<u>2,986,211</u>	<u>2,973,998</u>
<b>Total, Method of Financing</b>	<u>\$ 5,780,087</u>	<u>\$ 5,989,162</u>

**SPECIAL PROVISIONS RELATING  
TO ALL REGULATORY AGENCIES**

- Sec. 2. **Special Provisions.** The following special provisions, unless otherwise specified, shall apply to all regulatory agencies covered by this article.
1. **Appropriations Limited to Revenue Collections.** It is the intent of the Legislature that fees, fines and other miscellaneous revenues as authorized and generated by each of the following agencies cover, at a minimum, the cost of appropriations made above to those agencies as well as an amount equal to the amount identified in the informational item "Other Direct and Indirect Costs Appropriated Elsewhere in this Act":

Board of Public Accountancy  
Board of Architectural Examiners  
Board of Barber Examiners  
Board of Chiropractic Examiners

**SPECIAL PROVISIONS RELATING  
TO ALL REGULATORY AGENCIES  
(Continued)**

Cosmetology Commission  
 Credit Union Department  
 Board of Dental Examiners  
 Board of Registration for Professional Engineers  
 Department of Banking  
 Office of Consumer Credit Commissioner  
 Savings and Loan Department  
 Funeral Service Commission  
 Department of Insurance  
 Office of Public Insurance Counsel  
 Board of Professional Land Surveying  
 Department of Licensing and Regulation  
 Board of Medical Examiners  
 Board of Nurse Examiners  
 Board of Vocational Nurse Examiners  
 Optometry Board  
 Structural Pest Control Board  
 Board of Pharmacy  
 Executive Council of Physical Therapy and Occupational Therapy Examiners  
 Board of Plumbing Examiners  
 Board of Podiatric Medical Examiners  
 Board of Examiners of Psychologists  
 Racing Commission  
 Real Estate Commission  
 Board of Tax Professional Examiners  
 Board of Veterinary Medical Examiners  
 Research and Oversight Council on Workers Compensation  
 Board of Professional Geoscientists

In the event that actual and/or projected revenue collections are insufficient to offset the costs identified by this provision, the Legislative Budget Board and Governor may direct that the Comptroller of Public Accounts reduce the appropriation authority provided by this Act to be within the amount of fee revenue expected to be available.

2. **Funding for Health Professions Council.** An agency participating in the Health Professions Council shall transfer funds through interagency contract, to the Health Professions Council, from appropriations made to the agency elsewhere in this Act in order to carry out the functions required under V.T.C.S., Article 4512p. The number of full-time equivalent staff employed by the Council may not exceed three (3). Funds shall be transferred by the following participating agencies in the amounts noted below for each year of the 2000-01 biennium:

	<u>2000</u>	<u>2001</u>
Board of Chiropractic Examiners	\$ 6,545	\$ 2,845
Board of Dental Examiners	20,113	8,613
Board of Medical Examiners	21,430	21,430
Board of Nurse Examiners	33,744	14,344
Optometry Board	11,612	5,512
Board of Pharmacy	45,963	24,363
Executive Council of Physical and Occupational Therapy Examiners	12,117	5,317
Board of Podiatric Medical Examiners	4,320	1,920
Board of Examiners of Psychologists	15,535	7,135

**SPECIAL PROVISIONS RELATING  
TO ALL REGULATORY AGENCIES  
(Continued)**

Board of Veterinary Medical Examiners	14,681	6,781
Board of Vocational Nurse Examiners	<u>22,168</u>	<u>9,968</u>
	\$ 208,228	\$ 108,228

None of the funds transferred above may be expended for capital budget items except as listed below. The amounts shown below shall be expended only for the purposes shown and are not available for expenditure for other purposes. The Health Professions Council shall work with the General Services Commission and other agencies purchasing similar equipment in order to minimize the amount expended for the equipment listed below. Any funds not encumbered for the equipment listed below shall be deposited to the credit of the General Revenue Fund by August 31, 2000.

	<u>2000</u>	<u>2001</u>
Out of funds transferred above:		
a. Acquisition of Information Resources Technologies		
(1) Imaging System	\$ 100,000	\$ 0
Total, Capital Budget	<u>\$ 100,000</u>	<u>\$ 0</u>

3. **Peer Assistance Program Funding Requirements.** Funds collected during the biennium beginning September 1, 1999 by the Board of Pharmacy pursuant to the Texas Pharmacy Act (V.T.C.S., Article 4542a-1, Section 27A), and by the Board of Nurse Examiners, the Board of Vocational Nurse Examiners, the Board of Dental Examiners and the Board of Veterinary Medical Examiners pursuant to Chapter 467 of the Health and Safety Code, in order to administer or finance peer assistance programs for professionals impaired by chemical dependency or mental illness are appropriated elsewhere in this Act as identified in each Board's peer assistance strategy. The expenditure of the appropriations identified by this section is hereby made contingent upon sufficient revenue collections from peer assistance surcharges or other receipts collected pursuant to Chapter 467 of the Health and Safety Code or V.T.C.S., Article 4542a-1, Section 27A as appropriate. None of the appropriations identified by this section may be expended unless:

- a. each agency with a peer assistance program has on file the following current documents:
- (1) Request for Proposal documentation and contracts documenting that the respective agency governing board has a competitively bid contract with the peer assistance program;
  - (2) documentation for programs authorized under Chapter 467 of the Health and Safety Code that the agency's peer assistance program has been certified by the Texas Commission on Alcohol and Drug Abuse (TCADA) as meeting all TCADA criteria for peer assistance programs;
  - (3) documentation for programs authorized under Chapter 467 showing compliance with statutory requirements regarding eligible participants and conditions for which services may be offered; and
  - (4) documentation that the program has been approved by the agency governing board.
- b. by August 15, 2000 each agency with a peer assistance program has on file:
- (1) documentation of annual financial audits of the peer assistance program performed by the State Auditor, or by an outside entity subject to review by the State Auditor, to ensure compliance with contractual requirements.

**SPECIAL PROVISIONS RELATING  
TO ALL REGULATORY AGENCIES**  
(Continued)

- \* 4. **Contingency Appropriation for Senate Bill 129.** Contingent upon the enactment of Senate Bill 129, or similar legislation relating to the regulation geoscientists, by the Seventy-sixth Legislature, Regular Session, the Board of Professional Geoscientists is hereby appropriated \$794,980 for fiscal year 2000 and \$634,640 for fiscal year 2001 out of the Professional Geoscientists Fund Account in general revenue for the purpose of implementing that Act. Also contingent on the enactment of Senate Bill 129, or similar legislation, the "Number of Full-time Equivalent Positions (FTE)" is hereby authorized at ten for fiscal year 2000 and ten for fiscal year 2001. No more than \$29,458 per fiscal year may be spent for travel. Other direct and indirect costs appropriated elsewhere in this act are estimated to be \$122,480 in fiscal year 2000 and \$122,480 in fiscal year 2001. In no event shall the amount expended by this provision exceed the amount of additional revenue generated pursuant to Senate Bill 129.

\* *Senate Bill 129, or similar legislation, was not enacted.*

**RECAPITULATION - ARTICLE VIII  
REGULATORY  
(General Revenue)**

	For the Years Ending	
	August 31, 2000	August 31, 2001
	<u>                    </u>	<u>                    </u>
Accountancy, Board of Public	\$ 2,965,962	\$ 2,928,996
Administrative Hearings, Office of	1,272,845	1,168,355
Architectural Examiners, Board of	1,228,223	1,241,455
Rider Appropriations	<u>25,000</u>	<u>                    </u>
Total	1,253,223	1,241,455
Barber Examiners, Board of	562,637	546,637
Chiropractic Examiners, Board of	326,128	322,428
Cosmetology Commission	1,809,089	1,809,089
Credit Union Department	1,334,158	1,367,015
Contingency Appropriations	<u>477,267</u>	<u>675,399</u>
Total	1,811,425	2,042,414
Dental Examiners, Texas State Board of	1,189,206	1,177,706
Engineers, Board of Registration for Professional	1,405,770	1,465,773
Contingency Appropriations	<u>65,554</u>	<u>49,554</u>
Total	1,471,324	1,515,327
Finance Commission of Texas	196,770	196,770
Banking, Department of	9,110,726	8,914,236
Contingency Appropriations	<u>4,350,432</u>	<u>4,350,432</u>
Total	13,461,158	13,264,668
Consumer Credit Commissioner, Office of the	2,447,460	2,398,998
Savings and Loan Department	993,170	963,555
Contingency Appropriations	<u>1,078,039</u>	<u>1,437,106</u>
Total	2,071,209	2,400,661
Funeral Service Commission	496,375	496,376
Insurance, Department of		
Insurance Counsel, Office of Public	1,179,226	1,179,226
Land Surveying, Board of Professional	318,521	318,521
Licensing and Regulation, Department of	6,132,430	6,132,430
Contingency Appropriations	<u>217,933</u>	<u>181,387</u>
Total	6,350,363	6,313,817
Medical Examiners, Board of	4,704,713	4,483,391
Contingency Appropriations	<u>1,008,879</u>	<u>517,529</u>
Total	5,713,592	5,000,920

**RECAPITULATION - ARTICLE VIII  
REGULATORY  
(General Revenue)  
(Continued)**

	For the Years Ending	
	August 31, 2000	August 31, 2001
	<u>2000</u>	<u>2001</u>
Nurse Examiners, Board of Contingency Appropriations	2,449,717	2,317,717
Total	<u>2,449,717</u>	<u>2,353,717</u>
Nurse Examiners, Board of Vocational Optometry Board	1,201,912	1,184,088
Pest Control Board, Structural Pharmacy, Board of	287,164	281,065
Physical and Occupational Therapy Examiners, Executive Council of	1,172,662	1,167,215
Plumbing Examiners, Board of	774,923	728,122
Podiatric Medical Examiners, Board of	1,375,633	1,375,634
Psychologists, Board of Examiners of	175,306	172,905
Racing Commission	683,413	684,350
Real Estate Commission	3,799,758	4,022,948
Securities Board, State	3,736,218	3,736,218
Tax Professional Examiners, Board of	152,781	152,781
Utility Commission, Public	11,492,372	11,471,132
Utility Counsel, Office of the Public	1,653,915	1,653,915
Veterinary Medical Examiners, Board of	620,688	604,788
Workers' Compensation Commission	44,934,637	42,633,026
Workers' Compensation, Research and Oversight Council on		
Subtotal, Regulatory	<u>\$ 119,407,612</u>	<u>\$ 116,544,268</u>
Retirement and Group Insurance	13,537,486	14,090,960
Social Security and Benefit Replacement Pay	7,884,090	7,907,597
Subtotal, Employee Benefits	<u>\$ 21,421,576</u>	<u>\$ 21,998,557</u>
Lease Payments	2,793,876	3,015,164
Article VIII, Special Provisions		
Contingency Appropriations	794,980	634,640
Total	<u>794,980</u>	<u>634,640</u>
TOTAL, ARTICLE VIII - Regulatory	<u>\$ 144,418,044</u>	<u>\$ 142,192,629</u>



**RECAPITULATION - ARTICLE VIII  
REGULATORY  
(General Revenue - Dedicated)**

	For the Years Ending	
	August 31, 2000	August 31, 2001
Accountancy, Board of Public Administrative Hearings, Office of Architectural Examiners, Board of Barber Examiners, Board of Chiropractic Examiners, Board of	\$	\$
Cosmetology Commission Rider Appropriations	70,000	
Total	70,000	
Credit Union Department Dental Examiners, Texas State Board of Engineers, Board of Registration for Professional Finance Commission of Texas Banking, Department of Consumer Credit Commissioner, Office of the Savings and Loan Department Funeral Service Commission		
Insurance, Department of	47,003,807	47,003,807
Contingency Appropriations	2,000,000	2,000,000
Total	49,003,807	49,003,807
Insurance Counsel, Office of Public Land Surveying, Board of Professional Licensing and Regulation, Department of Medical Examiners, Board of Nurse Examiners, Board of Nurse Examiners, Board of Vocational Optometry Board Pest Control Board, Structural		
Pharmacy, Board of	2,277,693	2,292,266
Contingency Appropriations	391,188	367,656
Total	2,668,881	2,659,922
Physical and Occupational Therapy Examiners, Executive Council of Plumbing Examiners, Board of Podiatric Medical Examiners, Board of Psychologists, Board of Examiners of		
Racing Commission	10,247,068	11,179,811
Contingency Appropriations	600,000	600,000
Total	10,847,068	11,779,811
Real Estate Commission Securities Board, State Tax Professional Examiners, Board of Utility Commission, Public	98,900	98,900

**RECAPITULATION - ARTICLE VIII  
REGULATORY  
(General Revenue - Dedicated)  
(Continued)**

	For the Years Ending	
	August 31, 2000	August 31, 2001
Utility Counsel, Office of the Public Veterinary Medical Examiners, Board of Workers' Compensation Commission Workers' Compensation, Research and Oversight Council on	<u>674,304</u>	<u>666,181</u>
Subtotal, Regulatory	<u>\$ 63,362,960</u>	<u>\$ 64,208,621</u>
Retirement and Group Insurance	7,070,846	7,372,557
Social Security and Benefit Replacement Pay	<u>4,159,406</u>	<u>4,168,947</u>
Subtotal, Employee Benefits	<u>\$ 11,230,252</u>	<u>\$ 11,541,504</u>
Lease Payments	2,986,211	2,973,998
Article VIII, Special Provisions	<u>                    </u>	<u>                    </u>
<b>TOTAL, ARTICLE VIII - Regulatory</b>	<u>\$ 77,579,423</u>	<u>\$ 78,724,123</u>

**RECAPITULATION - ARTICLE VIII  
REGULATORY  
(Federal Funds)**

	For the Years Ending	
	August 31, 2000	August 31, 2001
Accountancy, Board of Public	\$	\$
Administrative Hearings, Office of		
Architectural Examiners, Board of		
Barber Examiners, Board of		
Chiropractic Examiners, Board of		
Cosmetology Commission		
Credit Union Department		
Dental Examiners, Texas State Board of		
Engineers, Board of Registration for Professional		
Finance Commission of Texas		
Banking, Department of	100,000	100,000
Consumer Credit Commissioner, Office of the		
Savings and Loan Department		
Funeral Service Commission		
Insurance, Department of		
Insurance Counsel, Office of Public		
Land Surveying, Board of Professional		
Licensing and Regulation, Department of		
Medical Examiners, Board of		
Nurse Examiners, Board of		
Nurse Examiners, Board of Vocational		
Optometry Board		
Pest Control Board, Structural	100,000	100,000
Pharmacy, Board of		
Physical and Occupational Therapy Examiners,		
Executive Council of		
Plumbing Examiners, Board of		
Podiatric Medical Examiners, Board of		
Psychologists, Board of Examiners of		
Racing Commission		
Real Estate Commission		
Securities Board, State		
Tax Professional Examiners, Board of		
Utility Commission, Public		
Utility Counsel, Office of the Public		
Veterinary Medical Examiners, Board of		
Workers' Compensation Commission	2,188,999	2,179,235
Workers' Compensation, Research and Oversight		
Council on		
	\$ 2,388,999	\$ 2,379,235
Subtotal, Regulatory		

**RECAPITULATION - ARTICLE VIII  
REGULATORY  
(Federal Funds)  
(Continued)**

	For the Years Ending	
	August 31, 2000	August 31, 2001
Retirement and Group Insurance	10,804	10,897
Social Security and Benefit Replacement Pay	5,349	5,092
Subtotal, Employee Benefits	\$ 16,153	\$ 15,989
Lease Payments		
Article VIII, Special Provisions		
<b>TOTAL, ARTICLE VIII - Regulatory</b>	<b>\$ 2,405,152</b>	<b>\$ 2,395,224</b>

**RECAPITULATION - ARTICLE VIII  
REGULATORY  
(Other Funds)**

	For the Years Ending	
	August 31, 2000	August 31, 2001
Accountancy, Board of Public	\$ 50,000	\$ 50,000
Administrative Hearings, Office of	4,406,131	4,477,350
Architectural Examiners, Board of	6,363	6,873
Barber Examiners, Board of		
Chiropractic Examiners, Board of	10,000	10,000
Cosmetology Commission	330,766	330,766
Credit Union Department		
Dental Examiners, Texas State Board of	93,501	93,501
Engineers, Board of Registration for Professional	37,500	37,500
Finance Commission of Texas		
Banking, Department of	43,000	43,000
Rider Appropriations	5,000	5,000
Total	48,000	48,000
Consumer Credit Commissioner, Office of the Savings and Loan Department		
Funeral Service Commission	5,000	5,000
Insurance, Department of	424,950	424,950
Insurance Counsel, Office of Public		
Land Surveying, Board of Professional		
Licensing and Regulation, Department of	150,941	150,941
Medical Examiners, Board of	62,500	62,500
Nurse Examiners, Board of	643,000	643,000
Nurse Examiners, Board of Vocational	36,200	25,000
Optometry Board	10,000	10,000
Pest Control Board, Structural		
Pharmacy, Board of	107,533	66,126
Physical and Occupational Therapy Examiners, Executive Council of	30,000	30,000
Plumbing Examiners, Board of		
Podiatric Medical Examiners, Board of	1,000	1,000
Psychologists, Board of Examiners of	70,000	70,000
Racing Commission		
Real Estate Commission	180,000	180,000
Securities Board, State	6,094	6,094
Tax Professional Examiners, Board of		
Utility Commission, Public	515,000	515,000
Senate Bill 7 System Benefit Fund	122,552,000	126,228,000
Senate Bill 7 System Benefit Fund Transfer	-121,435,305	-113,014,280
Total	1,631,695	13,728,720
Utility Counsel, Office of the Public		
Veterinary Medical Examiners, Board of	11,300	11,300
Workers' Compensation Commission	1,338,488	1,342,987
Workers' Compensation, Research and Oversight Council on		
Subtotal, Regulatory	\$ 9,690,962	\$ 21,811,608

**RECAPITULATION - ARTICLE VIII  
REGULATORY  
(Other Funds)  
(Continued)**

	For the Years Ending	
	August 31, 2000	August 31, 2001
Retirement and Group Insurance		
Social Security and Benefit Replacement Pay		
Subtotal, Employee Benefits	\$	\$
Lease Payments		
Article VIII, Special Provisions		
Less Interagency Contracts	\$ 4,420,149	\$ 4,491,368
TOTAL, ARTICLE VIII - Regulatory	\$ 5,270,813	\$ 17,320,240

**RECAPITULATION - ARTICLE VIII  
REGULATORY  
(All Funds)**

	For the Years Ending	
	August 31, 2000	August 31, 2001
Accountancy, Board of Public Administrative Hearings, Office of	\$ 3,015,962 5,678,976	\$ 2,978,996 5,645,705
Architectural Examiners, Board of Rider Appropriations	1,234,586 <u>25,000</u>	1,248,328 <u>          </u>
Total	1,259,586	1,248,328
Barber Examiners, Board of Chiropractic Examiners, Board of	562,637 336,128	546,637 332,428
Cosmetology Commission Rider Appropriations	2,139,855 <u>70,000</u>	2,139,855 <u>          </u>
Total	2,209,855	2,139,855
Credit Union Department Contingency Appropriations	1,334,158 <u>477,267</u>	1,367,015 <u>675,399</u>
Total	1,811,425	2,042,414
Dental Examiners, Texas State Board of	1,282,707	1,271,207
Engineers, Board of Registration for Professional Contingency Appropriations	1,443,270 <u>65,554</u>	1,503,273 <u>49,554</u>
Total	1,508,824	1,552,827
Finance Commission of Texas	196,770	196,770
Banking, Department of Rider Appropriations	9,253,726 5,000	9,057,236 5,000
Contingency Appropriations	<u>4,350,432</u>	<u>4,350,432</u>
Total	13,609,158	13,412,668
Consumer Credit Commissioner, Office of the	2,447,460	2,398,998
Savings and Loan Department Contingency Appropriations	993,170 <u>1,078,039</u>	963,555 <u>1,437,106</u>
Total	2,071,209	2,400,661
Funeral Service Commission	501,375	501,376
Insurance, Department of Contingency Appropriations	47,428,757 <u>2,000,000</u>	47,428,757 <u>2,000,000</u>
Total	49,428,757	49,428,757
Insurance Counsel, Office of Public Land Surveying, Board of Professional	1,179,226 318,521	1,179,226 318,521
Licensing and Regulation, Department of Contingency Appropriations	6,283,371 <u>217,933</u>	6,283,371 <u>181,387</u>
Total	6,501,304	6,464,758

**RECAPITULATION - ARTICLE VIII  
REGULATORY  
(All Funds)  
(Continued)**

	For the Years Ending August 31, 2000	August 31, 2001
	<u>          </u>	<u>          </u>
Medical Examiners, Board of	4,767,213	4,545,891
Contingency Appropriations	<u>1,008,879</u>	<u>517,529</u>
Total	5,776,092	5,063,420
Nurse Examiners, Board of	3,092,717	2,960,717
Contingency Appropriations		<u>36,000</u>
Total	<u>3,092,717</u>	2,996,717
Nurse Examiners, Board of Vocational	1,238,112	1,209,088
Optometry Board	297,164	291,065
Pest Control Board, Structural	1,272,662	1,267,215
Pharmacy, Board of	2,385,226	2,358,392
Contingency Appropriations	<u>391,188</u>	<u>367,656</u>
Total	2,776,414	2,726,048
Physical and Occupational Therapy Examiners, Executive Council of	804,923	758,122
Plumbing Examiners, Board of	1,375,633	1,375,634
Podiatric Medical Examiners, Board of	176,306	173,905
Psychologists, Board of Examiners of	753,413	754,350
Racing Commission	10,247,068	11,179,811
Contingency Appropriations	<u>600,000</u>	<u>600,000</u>
Total	10,847,068	11,779,811
Real Estate Commission	4,078,658	4,301,848
Securities Board, State	3,742,312	3,742,312
Tax Professional Examiners, Board of	152,781	152,781
Utility Commission, Public	12,007,372	11,986,132
Senate Bill 7 System Benefit Fund	122,552,000	126,228,000
Senate Bill 7 System Benefit Fund Transfer	<u>-121,435,305</u>	<u>-113,014,280</u>
Total	13,124,067	25,199,852
Utility Counsel, Office of the Public	1,653,915	1,653,915
Veterinary Medical Examiners, Board of	631,988	616,088
Workers' Compensation Commission	48,462,124	46,155,248
Workers' Compensation, Research and Oversight Council on	<u>674,304</u>	<u>666,181</u>
Subtotal, Regulatory	<u>\$ 194,850,533</u>	<u>\$ 204,943,732</u>



**RECAPITULATION - ARTICLE VIII  
REGULATORY  
(All Funds)  
(Continued)**

	For the Years Ending	
	August 31, <u>2000</u>	August 31, <u>2001</u>
Retirement and Group Insurance	20,619,136	21,474,414
Social Security and Benefit Replacement Pay	<u>12,048,845</u>	<u>12,081,636</u>
Subtotal, Employee Benefits	<u>\$ 32,667,981</u>	<u>\$ 33,556,050</u>
Lease Payments	5,780,087	5,989,162
Article VIII, Special Provisions		
Contingency Appropriations	<u>794,980</u>	<u>634,640</u>
Total	<u>794,980</u>	<u>634,640</u>
Less Interagency Contracts	<u>\$ 4,420,149</u>	<u>\$ 4,491,368</u>
<b>TOTAL, ARTICLE VIII - Regulatory</b>	<u><u>\$ 229,673,432</u></u>	<u><u>\$ 240,632,216</u></u>
Number of Full-time Equivalent Positions (FTE)	3,901.0	3,911.0



## ARTICLE IX

### PART 1.

### GENERAL PROVISIONS LEGISLATIVE INTENT

Sec. 9-1.01. **Limitations.** The provisions of this Article and all other Articles of this Act are limitations on the appropriations made by this Act. It is the purpose of the Legislature in enacting this bill only to appropriate funds and to restrict and limit by its provisions the amount and conditions under which the appropriations can be expended.

### PART 2.

### PROVISIONS RELATING TO THE POSITION CLASSIFICATION PLAN

Sec. 9-2.01. **Position Classification Plan.** Except as otherwise specifically provided in this Act, expenditures of appropriations for the salaries of employees, in classified positions in all affected agencies appropriated funds by this Act, other than institutions of higher education, university system offices, the Texas Higher Education Coordinating Board, and the Texas National Research Laboratory Commission, are governed by Chapter 654, Government Code (the Position Classification Act), Chapter 659, Government Code, and this section, including the following lists of position classification numbers, position titles, salary group allocations, and rates of pay in classification salary schedules as provided by this Article. As used with respect to salary ranges, "minimum" means the lowest rate in a salary range; "midpoint" means the rate designated as Step 5 in Salary Schedule A; "midpoint" for Salary Schedule B may be determined by adding the minimum and maximum rates of a salary group and dividing the sum by two; and "maximum" means the highest rate designated in a salary range. With respect to Salary Schedule C, annual rates listed are actual salaries to be paid to employees in the applicable salary groups, except for ranges in C1 and C10 that allow for career development progressions as established by the agencies.

## DETAILED LISTING OF ALL SCHEDULE A CLASSIFIED POSITIONS

Class Number	Position Title	Salary Group
0004	Switchboard Operator I	A4
0006	Switchboard Operator II	A5
0008	Switchboard Operator Supervisor	A6
0051	Clerk I	A2
0053	Clerk II	A4
0055	Clerk III	A6
0057	Clerk IV	A8
0059	Clerk V	A10
0131	Secretary I	A5
0133	Secretary II	A6
0135	Secretary III	A7
0137	Secretary IV	A9
0147	Word Processing Operator I	A6
0148	Word Processing Operator II	A8
0149	Word Processing Operator III	A10
0150	Administrative Technician I	A8
0152	Administrative Technician II	A11
0154	Administrative Technician III	A13
0156	Administrative Technician IV	A15
0201	Data Entry Operator I	A4
0203	Data Entry Operator II	A6
0205	Data Entry Operator III	A8
0207	Data Entry Operator IV	A10
0216	ADP Record Control Clerk I	A5
0218	ADP Record Control Clerk II	A7
0220	ADP Record Control Clerk III	A9
0221	ADP Equipment Operator I	A7
0223	ADP Equipment Operator II	A9
0225	ADP Equipment Operator III	A11
0227	ADP Equipment Operator IV	A14
0235	Systems Support Specialist I	A10
0236	Systems Support Specialist II	A12
0237	Systems Support Specialist III	A14
0238	Systems Support Specialist IV	A16
0330	Printing Services Technician I	A7
0331	Printing Services Technician II	A9
0332	Printing Services Technician III	A11
0333	Printing Services Technician IV	A13
0334	Printing Services Technician V	A15
0335	Printing Services Technician VI	A16
0340	Microfilm Camera Operator I	A6
0341	Microfilm Camera Operator II	A8
0350	Micrographics Technician I	A9
0352	Micrographics Technician II	A11
0354	Micrographics Technician III	A13
0356	Micrographics Technician IV	A15
0361	Photographer I	A10
0363	Photographer II	A12
0365	Photographer III	A14
0367	Photographer IV	A16

**DETAILED LISTING OF ALL SCHEDULE A CLASSIFIED POSITIONS**  
(Continued)

0540	Research Assistant I	A11
0542	Research Assistant II	A13
0810	Teacher Aide I	A6
0812	Teacher Aide II	A9
0814	Teacher Aide III	A13
1240	Reimbursement Officer I	A9
1242	Reimbursement Officer II	A11
1244	Reimbursement Officer III	A13
1246	Reimbursement Officer IV	A15
1248	Reimbursement Officer V	A17
1360	Sample Technician I	A6
1362	Sample Technician II	A8
1364	Sample Technician III	A10
1370	Seed Technician I	A8
1372	Seed Technician II	A10
1374	Seed Technician III	A12
1376	Seed Technician IV	A14
1378	Seed Technician V	A16
1727	Human Resources Assistant	A11
1780	Training Assistant	A11
1840	Audio/Visual Technician I	A9
1841	Audio/Visual Technician II	A11
1842	Audio/Visual Technician III	A14
1843	Audio/Visual Technician IV	A16
1912	Inventory Coordinator I	A12
1913	Inventory Coordinator II	A14
1970	Contract Technician I	A9
1972	Contract Technician II	A11
1974	Contract Technician III	A13
2119	Engineering Aide	A6
2121	Engineering Technician I	A8
2122	Engineering Technician II	A10
2123	Engineering Technician III	A12
2124	Engineering Technician IV	A14
2125	Engineering Technician V	A16
2166	Graphics Designer I	A12
2167	Graphics Designer II	A14
2168	Graphics Designer III	A16
2178	Drafting Technician I	A8
2179	Drafting Technician II	A11
2180	Drafting Technician III	A13
2181	Drafting Technician IV	A15
2182	Drafting Technician V	A17
2690	Fish and Wildlife Technician I	A8
2691	Fish and Wildlife Technician II	A10
2692	Fish and Wildlife Technician III	A13
2693	Fish and Wildlife Technician IV	A15
2695	Park Ranger I	A6
2696	Park Ranger II	A8
2697	Park Ranger III	A10
2698	Park Ranger IV	A12

**DETAILED LISTING OF ALL SCHEDULE A CLASSIFIED POSITIONS**  
(Continued)

2823	Insurance Technician I	A8
2824	Insurance Technician II	A10
3151	Unemployment Insurance Claims Examiner I	A10
3152	Unemployment Insurance Claims Examiner II	A12
3153	Unemployment Insurance Claims Examiner III	A13
3154	Unemployment Insurance Claims Examiner IV	A14
3565	Legal Secretary I	A9
3566	Legal Secretary II	A11
3567	Legal Secretary III	A13
3620	Deputy Clerk I	A9
3622	Deputy Clerk II	A11
3624	Deputy Clerk III	A14
3626	Deputy Clerk IV	A17
4001	Dietetic Technician I	A7
4002	Dietetic Technician II	A9
4140	Laboratory Technician I	A5
4142	Laboratory Technician II	A7
4144	Laboratory Technician III	A9
4146	Laboratory Technician IV	A11
4290	Radiological Technologist Assistant	A3
4291	Radiological Technologist I	A6
4292	Radiological Technologist II	A8
4293	Radiological Technologist III	A11
4294	Radiological Technologist IV	A13
4340	Orthopedic Equipment Assistant	A6
4342	Orthopedic Equipment Technician I	A8
4344	Orthopedic Equipment Technician II	A10
4346	Orthopedic Equipment Technician III	A12
4348	Therapist Technician I	A2
4349	Therapist Technician II	A4
4350	Therapist Technician III	A5
4351	Therapist Technician IV	A7
4352	Therapist Technician V	A9
4360	Registered Therapist Assistant	A11
4370	Medical Aide I	A2
4372	Medical Aide II	A4
4374	Medical Aide III	A5
4376	Medical Aide IV	A7
4385	Medical Technician I	A9
4386	Medical Technician II	A11
4387	Medical Technician III	A13
4428	Respiratory Care Practitioner	A11
4430	Licensed Vocational Nurse I	A9
4432	Licensed Vocational Nurse II	A11
4481	Dental Assistant I	A4
4482	Dental Assistant II	A6
4483	Dental Assistant III	A8
4489	Dental Hygienist	A16
4497	Pharmacy Technician I	A6
4498	Pharmacy Technician II	A8
4499	Pharmacy Technician III	A10

**DETAILED LISTING OF ALL SCHEDULE A CLASSIFIED POSITIONS**  
(Continued)

4501	Correctional Officer I	A7
4502	Correctional Officer II	A9
4503	Correctional Officer III	A11
4520	Juvenile Correctional Officer I	A7
4521	Juvenile Correctional Officer II	A9
4522	Juvenile Correctional Officer III	A11
4523	Juvenile Correctional Officer IV	A13
4524	Juvenile Correctional Officer V	A15
4560	Counsel Substitute I	A11
4561	Counsel Substitute II	A13
4562	Counsel Substitute III	A15
4571	Correctional Transportation Officer	A12
4646	Industrial Specialist I	A11
4647	Industrial Specialist II	A12
4648	Industrial Specialist III	A13
4649	Industrial Specialist IV	A14
4650	Industrial Specialist V	A16
4651	Industrial Specialist VI	A18
4671	Agriculture Specialist I	A12
4672	Agriculture Specialist II	A13
4673	Agriculture Specialist III	A14
4674	Agriculture Specialist IV	A15
4675	Agriculture Specialist V	A16
5085	Rehabilitation Technician I	A11
5086	Rehabilitation Technician II	A13
5078	Chaplaincy Services Assistant I	A9
5079	Chaplaincy Services Assistant II	A11
5080	Chaplaincy Services Assistant III	A12
5120	MHMR Services Aide	A3
5121	MHMR Services Assistant I	A5
5122	MHMR Services Assistant II	A6
5123	MHMR Services Assistant III	A7
5124	MHMR Services Supervisor	A9
5140	Recreation Program Specialist I	A9
5142	Recreation Program Specialist II	A11
5144	Recreation Program Specialist III	A13
5146	Recreation Program Specialist IV	A14
5201	Houseparent I	A6
5203	Houseparent II	A8
5205	Houseparent III	A11
5501	Human Services Technician I	A2
5502	Human Services Technician II	A4
5503	Human Services Technician III	A6
5504	Human Services Technician IV	A7
5505	Human Services Technician V	A9
5550	Child Support Technician I	A9
5551	Child Support Technician II	A11
5552	Child Support Technician III	A13
6090	Communications Center Specialist I	A8
6091	Communications Center Specialist II	A9
6092	Communications Center Specialist III	A10

**DETAILED LISTING OF ALL SCHEDULE A CLASSIFIED POSITIONS**  
(Continued)

6095	Police Communications Operator I	A12
6096	Police Communications Operator II	A13
6097	Police Communications Operator III	A14
6098	Police Communications Operator IV	A15
6114	Fingerprint Technician I	A10
6115	Fingerprint Technician II	A11
6116	Fingerprint Technician III	A12
6117	Fingerprint Technician IV	A14
6220	Public Safety Records Technician I	A7
6221	Public Safety Records Technician II	A9
6222	Public Safety Records Technician III	A10
6230	Security Officer I	A8
6232	Security Officer II	A10
6234	Security Officer III	A12
6240	Security Worker I	A2
6242	Security Worker II	A3
6244	Security Worker III	A5
6246	Security Worker IV	A7
7350	Library Assistant I	A7
7352	Library Assistant II	A9
7354	Library Assistant III	A11
8001	Custodian I	A2
8003	Custodian II	A3
8005	Custodian III	A5
8007	Custodian IV	A8
8021	Custodial Manager I	A11
8023	Custodial Manager II	A13
8025	Custodial Manager III	A15
8031	Groundskeeper I	A4
8032	Groundskeeper II	A5
8033	Groundskeeper III	A7
8102	Food Service Worker I	A2
8103	Food Service Worker II	A3
8104	Food Service Worker III	A5
8105	Food Service Manager I	A9
8106	Food Service Manager II	A13
8107	Food Service Manager III	A16
8116	Cook I	A3
8117	Cook II	A4
8118	Cook III	A6
8202	Sewing Room Worker	A2
8203	Sewing Room Supervisor	A6
8251	Laundry Worker I	A2
8252	Laundry Worker II	A3
8253	Laundry Worker III	A5
8254	Laundry Worker IV	A6
8260	Laundry Manager I	A9
8261	Laundry Manager II	A11
8262	Laundry Manager III	A14
8263	Laundry Manager IV	A16
8301	Barber/Cosmetologist I	A5



**DETAILED LISTING OF ALL SCHEDULE A CLASSIFIED POSITIONS**  
(Continued)

8302	Barber/Cosmetologist II	A6
8400	Canteen Manager I	A10
8401	Canteen Manager II	A13
9003	Maintenance Assistant I	A2
9004	Maintenance Assistant II	A3
9034	Air Conditioning and Boiler Operator I	A7
9035	Air Conditioning and Boiler Operator II	A9
9036	Air Conditioning and Boiler Operator III	A11
9037	Air Conditioning and Boiler Operator IV	A14
9041	Maintenance Technician I	A6
9042	Maintenance Technician II	A8
9043	Maintenance Technician III	A9
9044	Maintenance Technician IV	A11
9045	Maintenance Technician V	A13
9047	Electrical and Air Conditioning Mechanic I	A11
9048	Electrical and Air Conditioning Mechanic II	A12
9049	Electrical and Air Conditioning Mechanic III	A14
9050	Electrical and Air Conditioning Mechanic IV	A16
9051	Maintenance Supervisor I	A10
9052	Maintenance Supervisor II	A12
9053	Maintenance Supervisor III	A14
9054	Maintenance Supervisor IV	A15
9055	Maintenance Supervisor V	A16
9305	Transportation Maintenance Specialist I	A13
9306	Transportation Maintenance Specialist II	A15
9307	Transportation Maintenance Specialist III	A16
9308	Transportation Maintenance Specialist IV	A17
9309	Transportation Maintenance Specialist V	A18
9321	Vehicle Driver I	A2
9322	Vehicle Driver II	A5
9323	Vehicle Driver III	A7
9324	Vehicle Driver IV	A9
9416	Motor Vehicle Technician I	A8
9417	Motor Vehicle Technician II	A10
9418	Motor Vehicle Technician III	A12
9419	Motor Vehicle Technician IV	A14
9510	Machinist I	A10
9512	Machinist II	A12
9514	Machinist III	A14
9632	Aircraft Mechanic I	A13
9634	Aircraft Mechanic II	A15
9636	Aircraft Mechanic III	A17
9700	Radio Communications Technician I	A9
9702	Radio Communications Technician II	A11
9704	Radio Communications Technician III	A12
9706	Radio Communications Technician IV	A14
9732	Machine Service Technician I	A11
9733	Machine Service Technician II	A13
9734	Machine Service Technician III	A16

## DETAILED LISTING OF ALL SCHEDULE B CLASSIFIED POSITIONS

Class Number	Position Title	Salary Group
0160	Executive Assistant I	B9
0162	Executive Assistant II	B11
0233	ADP Supervisor I	B8
0234	ADP Supervisor II	B10
0239	Programmer I	B6
0240	Programmer II	B8
0241	Programmer III	B10
0242	Programmer IV	B12
0243	Programmer V	B14
0244	Programmer VI	B16
0254	Systems Analyst I	B8
0255	Systems Analyst II	B10
0256	Systems Analyst III	B12
0257	Systems Analyst IV	B14
0258	Systems Analyst V	B16
0271	Data Base Administrator I	B8
0272	Data Base Administrator II	B10
0273	Data Base Administrator III	B12
0274	Data Base Administrator IV	B14
0275	Data Base Administrator V	B16
0281	Telecommunications Specialist I	B6
0282	Telecommunications Specialist II	B8
0283	Telecommunications Specialist III	B10
0284	Telecommunications Specialist IV	B12
0285	Telecommunications Specialist V	B14
0287	Network Specialist I	B8
0288	Network Specialist II	B10
0289	Network Specialist III	B12
0290	Network Specialist IV	B14
0291	Network Specialist V	B16
0515	Planning Assistant	B8
0516	Planner I	B9
0517	Planner II	B11
0518	Planner III	B12
0519	Planner IV	B13
0600	Research Specialist I	B7
0602	Research Specialist II	B9
0604	Research Specialist III	B10
0606	Research Specialist IV	B11
0608	Research Specialist V	B13
0620	Statistician I	B1
0622	Statistician II	B4
0624	Statistician III	B7
0626	Statistician IV	B9
0640	Economist I	B8
0642	Economist II	B10
0644	Economist III	B12
0660	Governor's Advisor I	B15
0662	Governor's Advisor II	B18
0664	Governor's Advisor III	B20

**DETAILED LISTING OF ALL SCHEDULE B CLASSIFIED POSITIONS**  
(Continued)

0666	Governor's Advisor IV	B21
1010	Accountant I	B3
1012	Accountant II	B5
1014	Accountant III	B8
1016	Accountant IV	B9
1018	Accountant V	B11
1020	Accountant VI	B12
1022	Accountant VII	B13
1040	Auditor I	B5
1042	Auditor II	B7
1044	Auditor III	B9
1046	Auditor IV	B11
1048	Auditor V	B13
1050	Auditor VI	B15
1059	Taxpayer Compliance Officer I	B3
1060	Taxpayer Compliance Officer II	B4
1061	Taxpayer Compliance Officer III	B6
1062	Taxpayer Compliance Officer IV	B8
1063	Taxpayer Compliance Officer V	B10
1073	Accounts Examiner I	B3
1074	Accounts Examiner II	B5
1075	Accounts Examiner III	B7
1076	Accounts Examiner IV	B9
1077	Accounts Examiner V	B10
1080	Financial Analyst I	B11
1082	Financial Analyst II	B13
1084	Financial Analyst III	B15
1100	Financial Examiner I	B5
1102	Financial Examiner II	B7
1104	Financial Examiner III	B9
1106	Financial Examiner IV	B11
1108	Financial Examiner V	B13
1110	Financial Examiner VI	B15
1112	Financial Examiner VII	B17
1130	Investment Analyst I	B12
1131	Investment Analyst II	B15
1132	Investment Analyst III	B18
1133	Investment Analyst IV	B20
1140	Manager of External Money Managers I	B15
1142	Manager of External Money Managers II	B17
1144	Manager of External Money Managers III	B19
1150	Portfolio Manager I	B18
1151	Portfolio Manager II	B20
1152	Portfolio Manager III	B21
1153	Portfolio Manager IV	B22
1155	Budget Analyst I	B6
1156	Budget Analyst II	B9
1157	Budget Analyst III	B11
1158	Budget Analyst IV	B13
1160	Trader I	B12
1161	Trader II	B16

**DETAILED LISTING OF ALL SCHEDULE B CLASSIFIED POSITIONS**  
(Continued)

1162	Trader III	B19
1163	Chief Trader	B22
1165	Chief Investment Officer	B22
1170	Investment Fund Director	B22
1320	Inspector I	B1
1321	Inspector II	B3
1322	Inspector III	B5
1323	Inspector IV	B7
1324	Inspector V	B8
1325	Inspector VI	B10
1326	Inspector VII	B12
1350	Investigator I	B4
1351	Investigator II	B6
1352	Investigator III	B8
1353	Investigator IV	B9
1354	Investigator V	B10
1355	Investigator VI	B12
1356	Investigator VII	B13
1550	Staff Services Officer I	B8
1551	Staff Services Officer II	B10
1552	Staff Services Officer III	B11
1553	Staff Services Officer IV	B12
1554	Staff Services Officer V	B13
1563	Program Administrator I	B9
1564	Program Administrator II	B10
1565	Program Administrator III	B11
1566	Program Administrator IV	B12
1567	Program Administrator V	B13
1570	Program Specialist I	B9
1571	Program Specialist II	B10
1572	Program Specialist III	B11
1573	Program Specialist IV	B12
1574	Program Specialist V	B13
1575	Program Specialist VI	B15
1600	Manager I	B13
1601	Manager II	B14
1602	Manager III	B15
1603	Manager IV	B16
1604	Manager V	B17
1620	Director I	B17
1621	Director II	B18
1622	Director III	B19
1623	Director IV	B20
1624	Director V	B21
1640	Deputy Comptroller	B22
1729	Human Resources Specialist I	B5
1731	Human Resources Specialist II	B7
1733	Human Resources Specialist III	B9
1735	Human Resources Specialist IV	B11
1737	Human Resources Specialist V	B13
1781	Training Specialist I	B5

**DETAILED LISTING OF ALL SCHEDULE B CLASSIFIED POSITIONS**  
(Continued)

1782	Training Specialist II	B7
1783	Training Specialist III	B9
1784	Training Specialist IV	B11
1785	Training Specialist V	B13
1821	Marketing Specialist I	B4
1822	Marketing Specialist II	B6
1823	Marketing Specialist III	B8
1824	Marketing Specialist IV	B10
1830	Information Specialist I	B6
1831	Information Specialist II	B8
1832	Information Specialist III	B10
1833	Information Specialist IV	B13
1850	Methods and Procedures Specialist I	B6
1851	Methods and Procedures Specialist II	B8
1870	Technical Writer I	B7
1871	Technical Writer II	B9
1880	State and Federal Relations Representative I	B15
1881	State and Federal Relations Representative II	B17
1882	State and Federal Relations Representative III	B19
1954	Purchaser I	B4
1955	Purchaser II	B6
1956	Purchaser III	B8
1957	Purchaser IV	B10
1976	Contract Specialist I	B7
1978	Contract Specialist II	B8
1980	Contract Specialist III	B9
2050	Land Surveyor I	B11
2052	Land Surveyor II	B12
2054	Land Surveyor III	B13
2060	Appraiser I	B5
2061	Appraiser II	B7
2062	Appraiser III	B9
2063	Appraiser IV	B10
2064	Appraiser V	B11
2065	Appraiser VI	B13
2080	Right of Way Agent I	B4
2082	Right of Way Agent II	B6
2084	Right of Way Agent III	B8
2086	Right of Way Agent IV	B10
2091	Utility Specialist I	B9
2092	Utility Specialist II	B11
2093	Utility Specialist III	B12
2094	Utility Specialist IV	B13
2127	Engineering Specialist I	B9
2128	Engineering Specialist II	B10
2129	Engineering Specialist III	B11
2130	Engineering Specialist IV	B12
2131	Engineering Specialist V	B13
2132	Engineering Specialist VI	B14
2135	Engineering Assistant I	B6
2137	Engineering Assistant II	B7

**DETAILED LISTING OF ALL SCHEDULE B CLASSIFIED POSITIONS**  
(Continued)

2139	Engineering Assistant III	B8
2141	Engineer I	B9
2142	Engineer II	B10
2143	Engineer III	B11
2144	Engineer IV	B12
2145	Engineer V	B13
2146	Engineer VI	B15
2147	Engineer VII	B17
2251	Project Design Assistant I	B6
2253	Project Design Assistant II	B7
2255	Project Design Assistant III	B8
2256	Architect I	B9
2258	Architect II	B10
2260	Architect III	B11
2262	Architect IV	B12
2264	Architect V	B13
2351	Geologist Assistant I	B6
2353	Geologist Assistant II	B7
2355	Geologist Assistant III	B8
2356	Geologist I	B9
2358	Geologist II	B10
2360	Geologist III	B11
2362	Geologist IV	B12
2364	Geologist V	B13
2551	Hydrologist Assistant I	B6
2553	Hydrologist Assistant II	B7
2555	Hydrologist Assistant III	B8
2556	Hydrologist I	B9
2558	Hydrologist II	B10
2560	Hydrologist III	B11
2562	Hydrologist IV	B12
2564	Hydrologist V	B13
2661	Chemist I	B5
2662	Chemist II	B7
2663	Chemist III	B9
2664	Chemist IV	B11
2665	Chemist V	B13
2666	Chemist VI	B15
2670	Sanitarian I	B3
2671	Sanitarian II	B5
2672	Sanitarian III	B7
2673	Sanitarian IV	B9
2674	Sanitarian V	B11
2675	Sanitarian VI	B13
2680	Natural Resources Specialist I	B3
2681	Natural Resources Specialist II	B5
2682	Natural Resources Specialist III	B7
2683	Natural Resources Specialist IV	B9
2684	Natural Resources Specialist V	B11
2685	Natural Resources Specialist VI	B13
2687	Park Manager I	B6

**DETAILED LISTING OF ALL SCHEDULE B CLASSIFIED POSITIONS**  
(Continued)

2688	Park Manager II	B8
2689	Park Manager III	B10
2721	Deputy State Fire Marshal I	B5
2722	Deputy State Fire Marshal II	B7
2723	Deputy State Fire Marshal III	B9
2724	Deputy State Fire Marshal IV	B11
2730	Safety Officer I	B7
2731	Safety Officer II	B9
2732	Safety Officer III	B11
2733	Safety Officer IV	B13
2740	Risk Management Specialist I	B7
2741	Risk Management Specialist II	B9
2742	Risk Management Specialist III	B10
2743	Risk Management Specialist IV	B12
2744	Risk Management Specialist V	B13
2760	Rescue Specialist I	B6
2761	Rescue Specialist II	B8
2762	Rescue Specialist III	B9
2763	Rescue Specialist IV	B11
2815	Actuary I	B11
2816	Actuary II	B12
2817	Actuary III	B13
2818	Actuary IV	B15
2819	Actuary V	B17
2820	Actuary VI	B19
2821	Actuary VII	B20
2822	Chief Actuary	B22
2841	Insurance Specialist I	B4
2842	Insurance Specialist II	B6
2843	Insurance Specialist III	B8
2844	Insurance Specialist IV	B9
2845	Insurance Specialist V	B10
2911	Retirement System Benefits Specialist I	B2
2912	Retirement System Benefits Specialist II	B4
2913	Retirement System Benefits Specialist III	B6
2914	Retirement System Benefits Specialist IV	B8
3020	Employment Specialist I	B2
3021	Employment Specialist II	B3
3022	Employment Specialist III	B4
3023	Employment Specialist IV	B5
3024	Employment Specialist V	B6
3025	Employment Specialist VI	B7
3026	Employment Specialist VII	B8
3141	Labor Market Analyst I	B4
3142	Labor Market Analyst II	B5
3143	Labor Market Analyst III	B7
3144	Labor Market Analyst IV	B8
3171	Unemployment Insurance Specialist I	B7
3172	Unemployment Insurance Specialist II	B8
3173	Unemployment Insurance Specialist III	B9
3195	Unemployment Tax Specialist	B8

**DETAILED LISTING OF ALL SCHEDULE B CLASSIFIED POSITIONS**  
(Continued)

3501	Attorney I	B9
3502	Attorney II	B11
3503	Attorney III	B13
3504	Attorney IV	B15
3505	Attorney V	B17
3510	Assistant Attorney General I	B9
3511	Assistant Attorney General II	B11
3512	Assistant Attorney General III	B13
3513	Assistant Attorney General IV	B15
3514	Assistant Attorney General V	B17
3515	Assistant Attorney General VI	B19
3516	Assistant Attorney General VII	B20
3520	General Counsel I	B13
3521	General Counsel II	B15
3522	General Counsel III	B17
3523	General Counsel IV	B19
3524	General Counsel V	B20
3557	Hearings Reporter I	B8
3558	Hearings Reporter II	B10
3559	Hearings Reporter III	B12
3561	Appellate Court Peace Officer	B6
3570	Legal Assistant I	B4
3572	Legal Assistant II	B6
3574	Legal Assistant III	B8
3576	Legal Assistant IV	B10
3600	Law Clerk I	B1
3602	Law Clerk II	B2
3604	Law Clerk III	B3
3610	Court Law Clerk	B9
3630	Chief Deputy Clerk	B13
3635	Clerk of the Court	B17
3640	Judge I	B15
3642	Judge II	B17
3644	Judge III	B18
3650	Title IV-D Master I	B18
3652	Title IV-D Master II	B20
3660	Ombudsman I	B9
3662	Ombudsman II	B10
3670	Benefit Review Officer I	B10
3672	Benefit Review Officer II	B12
4005	Dietitian I	B3
4006	Dietitian II	B5
4007	Dietitian III	B7
4014	Nutritionist I	B3
4015	Nutritionist II	B5
4016	Nutritionist III	B7
4017	Nutritionist IV	B10
4018	Nutritionist V	B12
4070	Public Health Technician I	B3
4072	Public Health Technician II	B5
4074	Public Health Technician III	B7



**DETAILED LISTING OF ALL SCHEDULE B CLASSIFIED POSITIONS**  
(Continued)

4076	Public Health Technician IV	B9
4081	Epidemiologist I	B9
4082	Epidemiologist II	B11
4083	Epidemiologist III	B13
4084	Epidemiologist IV	B15
4125	Veterinarian I	B14
4127	Veterinarian II	B16
4219	Microbiologist I	B3
4220	Microbiologist II	B5
4221	Microbiologist III	B7
4222	Microbiologist IV	B9
4223	Microbiologist V	B11
4224	Microbiologist VI	B13
4225	Microbiologist VII	B15
4361	Registered Therapist I	B4
4362	Registered Therapist II	B6
4363	Registered Therapist III	B8
4364	Registered Therapist IV	B10
4365	Registered Therapist V	B11
4366	Registered Therapist VI	B13
4400	Medical Technologist I	B3
4401	Medical Technologist II	B5
4402	Medical Technologist III	B7
4403	Medical Technologist IV	B9
4404	Medical Technologist V	B11
4405	Medical Technologist VI	B13
4434	Physician I	B10
4435	Physician II	B16
4436	Physician III	B20
4437	Physician IV	B21
4438	Physician V	B22
4442	Nurse I	B6
4444	Nurse II	B8
4446	Nurse III	B10
4448	Nurse IV	B12
4450	Nurse V	B13
4452	Medical Research Specialist I	B15
4453	Medical Research Specialist II	B17
4455	Dentist I	B16
4457	Dentist II	B18
4460	Psychologist I	B12
4462	Psychologist II	B14
4464	Psychologist III	B16
4466	Psychological Assistant	B4
4467	Associate Psychologist I	B7
4468	Associate Psychologist II	B8
4469	Associate Psychologist III	B9
4470	Associate Psychologist IV	B10
4471	Associate Psychologist V	B11
4472	Associate Psychologist VI	B12
4475	Psychiatrist I	B19

**DETAILED LISTING OF ALL SCHEDULE B CLASSIFIED POSITIONS**  
(Continued)

4476	Psychiatrist II	B20
4477	Psychiatrist III	B21
4478	Psychiatrist IV	B22
4490	Pharmacist I	B10
4491	Pharmacist II	B12
4492	Pharmacist III	B14
4493	Pharmacist IV	B16
4495	Pharmacologist	B15
4510	Sergeant of Correctional Officers	B5
4511	Lieutenant of Correctional Officers	B7
4512	Captain of Correctional Officers	B8
4513	Major of Correctional Officers	B10
4540	Parole Officer I	B6
4541	Parole Officer II	B7
4542	Parole Officer III	B8
4543	Parole Officer IV	B10
4544	Parole Officer V	B12
4550	Assistant Warden	B13
4551	Warden I	B14
4552	Warden II	B15
5001	Social Service Worker I	B3
5002	Social Service Worker II	B4
5003	Social Service Worker III	B5
5006	Social Service Supervisor I	B7
5007	Social Service Supervisor II	B8
5023	Protective Services Specialist I	B4
5024	Protective Services Specialist II	B6
5025	Protective Services Specialist III	B7
5026	Protective Services Specialist IV	B8
5027	Protective Services Specialist V	B9
5030	Disability Determination Examiner I	B7
5031	Disability Determination Examiner II	B8
5032	Disability Determination Examiner III	B9
5033	Disability Determination Examiner IV	B10
5046	Disability Case Review Specialist	B3
5062	Vocational Rehabilitation Counselor I	B7
5063	Vocational Rehabilitation Counselor II	B8
5064	Vocational Rehabilitation Counselor III	B9
5081	Chaplain I	B5
5082	Chaplain II	B8
5083	Chaplain III	B10
5090	Rehabilitation Teacher I	B2
5091	Rehabilitation Teacher II	B4
5092	Rehabilitation Teacher III	B6
5095	Coordinator of Rehabilitation	B8
5105	Veterans Assistance Counselor I	B6
5106	Veterans Assistance Counselor II	B7
5107	Veterans Assistance Counselor III	B8
5108	Veterans Assistance Counselor IV	B9
5109	Veterans Assistance Counselor V	B10
5112	Substance Abuse Counselor I	B5

**DETAILED LISTING OF ALL SCHEDULE B CLASSIFIED POSITIONS**  
(Continued)

5113	Substance Abuse Counselor II	B6
5130	Qualified Mental Retardation Professional I	B5
5131	Qualified Mental Retardation Professional II	B6
5132	Qualified Mental Retardation Professional III	B7
5133	Qualified Mental Retardation Professional IV	B8
5211	Caseworker I	B1
5212	Caseworker II	B4
5213	Caseworker III	B7
5220	Clinical Social Worker I	B3
5221	Clinical Social Worker II	B5
5222	Clinical Social Worker III	B7
5223	Clinical Social Worker IV	B9
5224	Clinical Social Worker V	B10
5226	Case Manager I	B3
5227	Case Manager II	B5
5228	Case Manager III	B7
5229	Case Manager IV	B9
5231	Volunteer Services Coordinator I	B3
5232	Volunteer Services Coordinator II	B5
5233	Volunteer Services Coordinator III	B7
5234	Volunteer Services Coordinator IV	B9
5235	Volunteer Services Coordinator V	B11
5524	Human Services Quality Control Analyst I	B6
5525	Human Services Quality Control Analyst II	B7
5526	Human Services Quality Control Analyst III	B8
5527	Human Services Quality Control Analyst IV	B9
5528	Human Services Quality Control Analyst V	B11
5530	Child Development Specialist I	B1
5531	Child Development Specialist II	B3
5532	Child Development Specialist III	B5
5533	Child Development Specialist IV	B7
5534	Child Development Specialist V	B9
5540	Child Support Officer I	B3
5541	Child Support Officer II	B5
5542	Child Support Officer III	B7
5543	Child Support Officer IV	B9
5612	Interpreter I	B3
5614	Interpreter II	B6
5616	Interpreter III	B8
5618	Interpreter IV	B10
5700	Human Services Specialist I	B3
5701	Human Services Specialist II	B4
5702	Human Services Specialist III	B5
5703	Human Services Specialist IV	B6
5704	Human Services Specialist V	B7
5705	Human Services Specialist VI	B8
5706	Human Services Specialist VII	B9
5720	Human Services Trainee	B2
6050	Criminalist I	B8
6051	Criminalist II	B9
6052	Criminalist III	B10

**DETAILED LISTING OF ALL SCHEDULE B CLASSIFIED POSITIONS**  
(Continued)

6053	Criminalist IV	B11
6054	Criminalist V	B12
6055	Criminalist VI	B13
6056	Criminalist VII	B14
6057	Criminalist VIII	B15
6080	Crime Scene Photographer I	B6
6082	Crime Scene Photographer II	B7
6084	Crime Scene Photographer III	B9
6086	Crime Scene Photographer IV	B11
6121	Latent Print Technician	B7
6150	Evidence/CODIS/DNA Technician	B5
6152	Combined DNA Index System Analyst I	B10
6154	Combined DNA Index System Analyst II	B12
6200	Breath Test Electronic Technician	B9
7304	Archeologist I	B5
7306	Archeologist II	B7
7308	Archeologist III	B9
7315	Historian I	B5
7317	Historian II	B7
7319	Historian III	B9
7401	Librarian I	B5
7402	Librarian II	B7
7403	Librarian III	B9
7404	Librarian IV	B11
7405	Archivist I	B5
7407	Archivist II	B7
7409	Archivist III	B9
7460	Exhibit Technician I	B2
7462	Exhibit Technician II	B4
7464	Exhibit Technician III	B6
7466	Museum Curator	B7
9622	Aircraft Pilot I	B9
9624	Aircraft Pilot II	B11
9626	Aircraft Pilot III	B13

## DETAILED LISTING OF ALL SCHEDULE C CLASSIFIED POSITIONS

Class Number	Position Title	Salary Group
A003	Assistant Chief Pilot Investigator, Department of Public Safety	C9
A008	Agent IV, Alcoholic Beverage Commission	C5
A030	Agent Trainee, Alcoholic Beverage Commission	C1
A041	Agent I, Alcoholic Beverage Commission	C2
A042	Agent II, Alcoholic Beverage Commission	C3
A044	Agent III, Alcoholic Beverage Commission	C4
A104	Assistant Commander Game Warden, Parks & Wildlife Department	C10
A243	Internal Affairs Division Director, Department of Criminal Justice	C10
A244	Agent V, Alcoholic Beverage Commission	C6
A251	Lieutenant, Alcoholic Beverage Commission	C8
A281	Assistant Service Commander, Criminal Law Enforcement, Department of Public Safety	C10
C004	Captain, Internal Affairs, Department of Public Safety	C9
C005	Captain Game Warden, Parks & Wildlife Department	C9
C006	Captain, Criminal Law Enforcement, Department of Public Safety	C9
C007	Captain, Texas Rangers, Department of Public Safety	C9
C016	Corporal IV, Traffic Law Enforcement, Department of Public Safety	C5
C017	Corporal III, Traffic Law Enforcement, Department of Public Safety	C4
C018	Corporal II, Traffic Law Enforcement, Department of Public Safety	C3
C019	Corporal I, Traffic Law Enforcement, Department of Public Safety	C2
C024	Captain, Alcoholic Beverage Commission	C9
C026	Captain, Traffic Law Enforcement, Department of Public Safety	C9
C044	Chief Pilot Investigator, Department of Public Safety	C10
C064	Capitol Police Captain, Department of Public Safety	C9
C070	Capitol Police Lieutenant, Department of Public Safety	C8
C071	Capitol Police Sergeant, Department of Public Safety	C7
C072	Capitol Police Corporal, Department of Public Safety	C5
C073	Capitol Police Officer II, Department of Public Safety	C3
C087	Capitol Police Officer I, Department of Public Safety	C2
C091	Capitol Police Officer Trainee, Department of Public Safety	C1
C092	Probationary Capitol Police Officer (1st 6 months), Department of Public Safety	C1
C093	Probationary Capitol Police Officer (2nd 6 months), Department of Public Safety	C1
C232	Commander Game Warden, Parks & Wildlife Department	C10
D521	Major, Alcoholic Beverage Commission	C10
G001	Game Warden IV, Parks & Wildlife Department	C5
G002	Game Warden III, Parks & Wildlife Department	C4
G003	Game Warden II, Parks & Wildlife Department	C3
G007	Game Warden I, Parks & Wildlife Department	C2
G048	Game Warden V, Parks & Wildlife Commission	C6
I002	Sergeant/Investigator, Criminal Law Enforcement, Department of Public Safety	C7
I005	Inspector II, Department of Public Safety	C9
I006	Inspector I, Department of Public Safety	C8
I115	Internal Affairs Investigator Trainee, Department of Criminal Justice	C1
I116	Internal Affairs Investigator I, Department of Criminal Justice	C2
I117	Internal Affairs Investigator II, Department of Criminal Justice	C3
I118	Internal Affairs Investigator III, Department of Criminal Justice	C4
I119	Internal Affairs Investigator IV, Department of Criminal Justice	C5

**DETAILED LISTING OF ALL SCHEDULE C CLASSIFIED POSITIONS  
(Continued)**

I120	Internal Affairs Regional Supervisor, Department of Criminal Justice	C7
I121	Internal Affairs Regional Manager, Department of Criminal Justice	C8
I122	Internal Affairs Multi-Region Administrator, Department of Criminal Justice	C9
I123	Internal Affairs Investigator, Department of Criminal Justice	C6
L010	Lieutenant Game Warden, Parks & Wildlife Department	C8
L011	Lieutenant, Traffic Law Enforcement, Department of Public Safety	C8
M001	Mansion Security Officer, Department of Public Safety	C2
M002	Major, Game Warden, Parks & Wildlife Department	C10
M010	Major, Traffic Law Enforcement, Department of Public Safety	C10
P057	Pilot Investigator, Department of Public Safety	C7
P181	Probationary Game Warden (1st 6 Months), Parks & Wildlife Department	C1
P182	Probationary Game Warden (2nd 6 Months), Parks & Wildlife Department	C1
S002	Sergeant Game Warden, Parks & Wildlife Department	C7
S003	Sergeant, Traffic Law Enforcement, Department of Public Safety	C7
S004	Lieutenant, Criminal Law Enforcement, Department of Public Safety	C8
S006	Lieutenant, Texas Ranger, Department of Public Safety	C8
S007	Lieutenant, Internal Affairs, Department of Public Safety	C8
S008	Staff Commander, Department of Public Safety	C10
S021	Senior Pilot Investigator, Department of Public Safety	C8
S031	Sergeant, Alcoholic Beverage Commission	C7
S043	Service Commander, Criminal Law Enforcement, Department of Public Safety	C10
S054	Staff Captain, Department of Public Safety	C9
S055	Staff Lieutenant, Department of Public Safety	C8
S063	Staff Sergeant, Department of Public Safety	C7
T001	Trooper Trainee, Department of Public Safety	C1
T002	Probationary Trooper (1st 6 Months), Department of Public Safety	C1
T003	Probationary Trooper (2nd 6 Months), Department of Public Safety	C1
T005	Trooper IV, Traffic Law Enforcement, Department of Public Safety	C5
T006	Sergeant, Texas Ranger, Department of Public Safety	C7
T007	Trooper III, Traffic Law Enforcement, Department of Public Safety	C4
T008	Trooper II, Traffic Law Enforcement, Department of Public Safety	C3
T009	Trooper I, Traffic Law Enforcement, Department of Public Safety	C2
T037	Trainee Game Warden, Parks & Wildlife Department	C1
T051	Trooper V, Traffic Law Enforcement, Department of Public Safety	C6

**SCHEDULE A  
CLASSIFICATION SALARY SCHEDULE**

(For the Year Beginning September 1, 1999)

Salary Group	1	2	3	4	5	6	7	8	9
A2	14,376	14,736	15,108	15,492	15,864	16,260	16,656	17,076	17,532
A3	15,108	15,492	15,864	16,260	16,656	17,076	17,532	17,976	18,444
A4	15,864	16,260	16,656	17,076	17,532	17,976	18,444	18,924	19,452
A5	16,656	17,076	17,532	17,976	18,444	18,924	19,452	20,040	20,592
A6	17,532	17,976	18,444	18,924	19,452	20,040	20,592	21,168	21,744
A7	18,444	18,924	19,452	20,040	20,592	21,168	21,744	22,392	23,052
A8	19,452	20,040	20,592	21,168	21,744	22,392	23,052	23,748	24,432
A9	20,592	21,168	21,744	22,392	23,052	23,748	24,432	25,176	25,932
A10	21,744	22,392	23,052	23,748	24,432	25,176	25,932	26,724	27,540
A11	23,052	23,748	24,432	25,176	25,932	26,724	27,540	28,380	29,232
A12	24,432	25,176	25,932	26,724	27,540	28,380	29,232	30,144	31,068
A13	25,932	26,724	27,540	28,380	29,232	30,144	31,068	32,028	32,988
A14	27,540	28,380	29,232	30,144	31,068	32,028	32,988	34,056	35,100
A15	29,232	30,144	31,068	32,028	32,988	34,056	35,100	36,192	37,332
A16	31,068	32,028	32,988	34,056	35,100	36,192	37,332	38,508	39,708
A17	32,988	34,056	35,100	36,192	37,332	38,508	39,708	40,944	42,216
A18	35,100	36,192	37,332	38,508	39,708	40,944	42,216	43,560	44,928

**SCHEDULE A  
CLASSIFICATION SALARY SCHEDULE**

(For the Year Beginning September 1, 2000)

Salary Group	1	2	3	4	5	6	7	8	9
A2	14,376	14,736	15,108	15,492	15,864	16,260	16,656	17,076	17,532
A3	15,108	15,492	15,864	16,260	16,656	17,076	17,532	17,976	18,444
A4	15,864	16,260	16,656	17,076	17,532	17,976	18,444	18,924	19,452
A5	16,656	17,076	17,532	17,976	18,444	18,924	19,452	20,040	20,592
A6	17,532	17,976	18,444	18,924	19,452	20,040	20,592	21,168	21,744
A7	18,444	18,924	19,452	20,040	20,592	21,168	21,744	22,392	23,052
A8	19,452	20,040	20,592	21,168	21,744	22,392	23,052	23,748	24,432
A9	20,592	21,168	21,744	22,392	23,052	23,748	24,432	25,176	25,932
A10	21,744	22,392	23,052	23,748	24,432	25,176	25,932	26,724	27,540
A11	23,052	23,748	24,432	25,176	25,932	26,724	27,540	28,380	29,232
A12	24,432	25,176	25,932	26,724	27,540	28,380	29,232	30,144	31,068
A13	25,932	26,724	27,540	28,380	29,232	30,144	31,068	32,028	32,988
A14	27,540	28,380	29,232	30,144	31,068	32,028	32,988	34,056	35,100
A15	29,232	30,144	31,068	32,028	32,988	34,056	35,100	36,192	37,332
A16	31,068	32,028	32,988	34,056	35,100	36,192	37,332	38,508	39,708
A17	32,988	34,056	35,100	36,192	37,332	38,508	39,708	40,944	42,216
A18	35,100	36,192	37,332	38,508	39,708	40,944	42,216	43,560	44,928

**SCHEDULE B**  
**CLASSIFICATION SALARY SCHEDULE**  
 (For the Year Beginning September 1, 1999)

<b>Salary Group</b>	<b>Minimum</b>	<b>Maximum</b>
B1	20,592	25,932
B2	21,744	27,540
B3	23,052	29,232
B4	24,432	31,068
B5	25,932	32,988
B6	27,540	35,100
B7	29,232	37,332
B8	31,068	39,708
B9	32,988	42,216
B10	35,100	44,928
B11	37,332	49,560
B12	39,708	52,766
B13	42,216	56,160
B14	44,928	59,820
B15	47,820	63,720
B16	50,952	67,956
B17	54,264	72,420
B18	57,816	77,220
B19	65,352	90,540
B20	73,920	102,528
B21	93,360	129,744
B22	118,092	164,376

**SCHEDULE B**  
**CLASSIFICATION SALARY SCHEDULE**  
 (For the Year Beginning September 1, 2000)

<b>Salary Group</b>	<b>Minimum</b>	<b>Maximum</b>
B1	20,592	25,932
B2	21,744	27,540
B3	23,052	29,232
B4	24,432	31,068
B5	25,932	32,988
B6	27,540	35,100
B7	29,232	37,332
B8	31,068	39,708
B9	32,988	42,216
B10	35,100	44,928
B11	37,332	49,560
B12	39,708	52,766
B13	42,216	56,160
B14	44,928	59,820
B15	47,820	63,720
B16	50,952	67,956
B17	54,264	72,420
B18	57,816	77,220
B19	65,352	90,540
B20	73,920	102,528
B21	93,360	129,744
B22	118,092	164,376



**SCHEDULE C**  
**CLASSIFICATION SALARY SCHEDULE**  
(For the Year Beginning September 1, 1999)

Salary Group	Class Title	Years of Service				
		<4	≥4	≥8	≥12	≥16
C1	Department of Public Safety, Recruit Department of Public Safety, Capitol Police Officer Trainee	\$24,000				
C1	Department of Public Safety, Probationary Trooper (1 <sup>st</sup> 6 months) Department of Public Safety, Probationary Capitol Police Officer (1 <sup>st</sup> 6 months) Texas Parks and Wildlife Department, Trainee Texas Department Criminal Justice, Trainee	\$29,000				
C1	Department of Public Safety, Probationary Trooper (2 <sup>nd</sup> 6 months) Department of Public Safety, Probationary Capitol Police Officer (2 <sup>nd</sup> 6 months) * Texas Parks and Wildlife Department, Probationary Texas Alcoholic Beverage Commission, Trainee	\$32,000				
C2		\$35,000				
C3			\$37,400			
C4				\$39,800		
C5					\$42,200	
C6						\$44,600
C7			\$43,400	\$45,800	\$48,200	\$50,600
C8			\$49,400	\$51,800	\$54,200	\$56,600
C9			\$55,400	\$57,800	\$60,200	\$62,600
C10	Department of Public Safety, Assistant Commander Department of Public Safety, Chief Pilot Investigator Texas Parks and Wildlife Department, Assistant Commander Texas Alcoholic Beverage Commission, Assistant Commander Texas Department of Criminal Justice, Internal Affairs, Deputy Division Director (≤ 12 years of service)		\$66,600	\$66,600	\$66,600	\$66,600
C10	Department of Public Safety, Major/Commander Texas Parks and Wildlife Department, Commander Texas Alcoholic Beverage Commission, Major Texas Department of Criminal Justice, Internal Affairs, Deputy Division Director (≥ 12 years of service)		\$70,600	\$70,600	\$70,600	\$70,600

\* Should read, "Texas Parks and Wildlife Department, Probationary Game Warden"

**SCHEDULE C**  
**CLASSIFICATION SALARY SCHEDULE**  
(For the Year Beginning September 1, 2000)

Salary Group	Class Title	Years of Service				
		<4	≥4	≥8	≥12	≥16
C1	Department of Public Safety, Recruit Department of Public Safety, Capitol Police Officer Trainee	\$24,000				
C1	Department of Public Safety, Probationary Trooper (1 <sup>st</sup> 6 months) Department of Public Safety, Probationary Capitol Police Officer (1 <sup>st</sup> 6 months) Texas Parks and Wildlife Department, Trainee Texas Department Criminal Justice, Trainee	\$29,000				
C1	Department of Public Safety, Probationary Trooper (2 <sup>nd</sup> 6 months) Department of Public Safety, Probationary Capitol Police Officer (2 <sup>nd</sup> 6 months) Texas Parks and Wildlife Department, Probationary Texas Alcoholic Beverage Commission, Trainee	\$32,000				
C2		\$35,000				
C3			\$37,400			
C4				\$39,800		
C5					\$42,200	
C6						\$44,600
C7		\$43,400	\$45,800	\$48,200	\$50,600	
C8		\$49,400	\$51,800	\$54,200	\$56,600	
C9		\$55,400	\$57,800	\$60,200	\$62,600	
C10	Department of Public Safety, Assistant Commander Department of Public Safety, Chief Pilot Investigator Texas Parks and Wildlife Department, Assistant Commander Texas Alcoholic Beverage Commission, Assistant Commander Texas Department of Criminal Justice, Internal Affairs, Deputy Division Director (≤12 years of service)	\$66,600	\$66,600	\$66,600	\$66,600	
C10	Department of Public Safety, Major/Commander Texas Parks and Wildlife Department, Commander Texas Alcoholic Beverage Commission, Major Texas Department of Criminal Justice, Internal Affairs, Deputy Division Director (≥12 years of service)	\$70,600	\$70,600	\$70,600	\$70,600	

**PART 3.**

**SALARY ADMINISTRATION  
AND OTHER EMPLOYMENT PROVISIONS**

**Sec. 9-3.01. Salary Rates.**

- (a) For each fiscal year of the biennium beginning September 1, 1999, annual salary rates for classified positions are as provided by the Classification Salary Schedules of Sec. 9-2.01.
- (b) In addition to the limits under Subsection (d) of this section and Section 9-3.06 of this Article, the State Classification Office shall review new exempt positions created during the interim and provide recommendations on the appropriate class title and salary group for these positions to the Legislature during the appropriations process.
- (c) For the fiscal year beginning September 1, 2000, the salary of a classified employee shall be converted to the applicable salary schedule for fiscal year 2001 in this Act at the same salary rate in the same salary group in which paid in August 2000.
- (d) There is no authority to grant salary increases as part of the conversion of employees to Salary Schedules A, B, and C, except in the cases of:
  - (1) across-the-board salary increases authorized in this Act; or
  - (2) employees whose positions are reallocated or reclassified in accordance with Sections 654.0155, 654.0156, or 659.254, Government Code.
- (e) Notwithstanding other provisions in this Act, agencies are authorized to pay salaries that are below or in excess of the designated salary ranges in Section 9-2.01 as a result of the fiscal year 2000 conversion of employees to appropriate salary groups in Salary Schedules A and B. An employee hired by the State on or after September 1, 1999, including interagency transfers, must be paid at a salary rate that falls within the salary range of the applicable salary group.
- (f) Notwithstanding other provisions in this Act, the Department of Public Safety of the State of Texas may pay its employees classified as Corporal I, II, III, IV, or V, Traffic Law Enforcement, at rates that exceed the maximum rates designated in Salary Schedule C by up to \$600 per fiscal year.
- (g) Employees within the Principals, Teachers, Supervisors, and Coaches title at the Texas School for the Blind and Visually Impaired, the Texas School for the Deaf, and Texas Youth Commission are not subject to the salary administration provisions in Part 3 of this article.

**Sec. 9-3.02. Merit Salary Increases.** A state agency may award a merit salary increase to an employee in a classified position only as authorized by Section 659.255, Government Code, and only if the agency has not promoted, demoted, or awarded a merit salary increase to the employee during the preceding six months.

**Sec. 9-3.03. Salary Supplementation.** Funds appropriated by this Act to a state agency or to an institution of higher education may not be expended for payment of salary to a person whose classified or exempt salary is being supplemented from other than appropriated funds until a report showing the amount and sources of salary being paid from other sources has been reported to the Secretary of State and Comptroller.

**SALARY ADMINISTRATION AND OTHER EMPLOYMENT PROVISIONS**  
(Continued)

Sec. 9-3.04. **Classified Salary Rates.** An agency subject to Part 2 or Part 3 of this article shall make employments of personnel as provided by the Position Classification Plan.

Sec. 9-3.05. **Salary Cap.** For the biennium beginning September 1, 1999, the rate for determining the expenditure limitations for merit salary increases and promotions under Section 659.261, Government Code, shall be 1.7% times the total amount spent by the agency in the preceding fiscal year for classified salaries.

Sec. 9-3.06. **Scheduled Exempt Positions.**

- (a) A position listed in an agency's "Schedule of Exempt Positions" shall receive compensation at a rate not to exceed the amount indicated in that schedule except as provided by Subsection (c) or Subsection (d).
- (b) An exempt position listed in a "Schedule of Exempt Positions" for which the term "Group," followed by an Arabic numeral, is indicated, may receive compensation at a rate within the range indicated below for the respective salary group indicated but not to exceed the amount indicated for that position in the agency "Schedule of Exempt Positions."

**Scheduled Exempt Position Salary Rates**

Group	Minimum Salary	Maximum Salary
1	\$ 45,816	\$ 70,788
2	54,228	83,784
3	64,200	99,192
4	76,068	117,516
5	90,060	139,140
6	106,692	164,748

(c) Notwithstanding the rate listed in an agency "Schedule of Exempt Positions," a position listed in this subsection may receive compensation at a rate as set by the Governor in an amount not to exceed the "Maximum Salary," but not less than the "Minimum Salary," listed in Subsection (b) for the salary group indicated for that position:

- (1) Fire Fighters' Pension Commissioner: Commissioner, Group 1;
- (2) Secretary of State: Secretary of State, Group 4;
- (3) Office of State-Federal Relations: Executive Director, Group 3;
- (4) Health and Human Services Commission: Commissioner, Group 6;
- (5) Texas Education Agency: Commissioner of Education, Group 6;
- (6) Adjutant General Department: Adjutant General, Group 3;
- (7) Criminal Justice Policy Council: Executive Director, Group 3;
- (8) Texas Department of Criminal Justice: Chairman, Board of Pardons and Paroles, Group 3;
- (9) Texas Department of Criminal Justice: Parole Board Members (17), Group 3;
- (10) Texas Natural Resource Conservation Commission: Commissioners (3), Group 5;
- (11) Texas Department of Economic Development: Executive Director, Group 4;
- (12) Texas Department of Housing and Community Affairs: Executive Director, Group 4;
- (13) Texas Workforce Commission: Commissioners (3), Group 4;

## SALARY ADMINISTRATION AND OTHER EMPLOYMENT PROVISIONS

(Continued)

- (14) State Office of Administrative Hearings: Chief Administrative Law Judge, Group 3;
  - (15) Texas Department of Insurance: Commissioner of Insurance, Group 6;
  - (16) Office of Public Insurance Counsel: Public Counsel, Group 3;
  - (17) Public Utility Commission of Texas: Commissioners (3), Group 4; and
  - (18) Office of Public Utility Counsel: Public Counsel, Group 3.
- (d) A position listed in an agency "Schedule of Exempt Positions" may not receive a salary in excess of the rate listed in the agency's "Schedule of Exempt Positions." Any salary increase from appropriated funds, within the limits provided by this Section must be:
- (1) in writing;
  - (2) signed by the presiding officer of the governing board;
  - (3) submitted to the Governor, the Legislative Budget Board and the Comptroller; and
  - (4) approved by the governing board in a public meeting.
- (e) (1) An employee who moves within an agency, from an exempt position to a classified position, shall receive an annual salary rate in the proper salary group not to exceed the salary step equal to the current salary or the next higher salary step rate if moving to a classification in Salary Schedule A, or an annual salary rate not to exceed the current salary or the maximum of the new salary range, whichever is lower, if moving to a classification in Salary Schedule B or Schedule C.
- (2) Except as provided by this Subsection (e) or Section 9-3.01, a state agency that pays an employee an exempt salary established by the Legislature under this Act may not subsequently pay the employee a greater salary under:
- (A) Salary Schedule A of this Article;
  - (B) Salary Schedule B of this Article; or
  - (C) Salary Schedule C of this Article.
- (3) An agency may not grant a merit salary increase to an employee until six months after the date the agency transfers the employee from an exempt salary position to a salary paid as provided by:
- (A) Salary Schedule A of this Article;
  - (B) Salary Schedule B of this Article; or
  - (C) Salary Schedule C of this Article.
- (4) The Legislative Budget Board and the Governor may act together to approve a specific exception to the salary limitations provided by this subsection:
- (A) after receiving an application from a state agency; and
  - (B) if the employee's job responsibilities with the state agency change substantially during the biennium.
- (f) (1) Agencies having a "Schedule of Exempt Positions" following their appropriation may expend funds to employ those positions designated as exempt at rates not to exceed the rates shown. Each title authorizes one position unless the title is followed by an Arabic

## SALARY ADMINISTRATION AND OTHER EMPLOYMENT PROVISIONS

(Continued)

numeral indicating the number of positions authorized or by "(UL)" which authorizes an unlimited number of positions for such position title.

- (2) The number of authorized positions for a title listed in a "Schedule of Exempt Positions" may be exceeded only under the following conditions:
  - (A) for the purpose of hiring a replacement in a key management position as certified by the agency head;
  - (B) the current incumbent of the position must have formally resigned or otherwise announced irrevocable plans to vacate the position;
  - (C) the position number limitation may be exceeded for a period of time not to exceed the equivalent of one month's salary per fiscal year per terminating incumbent (excluding time spent on the payroll for the purpose of exhausting accrued annual leave or state compensatory time); and
  - (D) reporting such exceptions will be made in such manner as prescribed for payroll reporting procedures.

### Sec. 9-3.07. Retention of Year 2000 Critical Staff.

- (a) To ensure the successful resolution of the technology problems associated with conversion to the Year 2000, state agencies and institutions of higher education are hereby authorized to award bonuses, out of funds appropriated in Articles I through VIII in this Act which are not otherwise restricted, to employees who the agency or institution of higher education determines are critical to the successful conversion effort.
- (b) Before an employee can be eligible for a bonus, the employee must have been continuously employed in a full-time position by the agency or institution of higher education, in an information resource technical function for at least three years prior to September 1, 1997. To be eligible, the employee must have information resource technical knowledge and experience which, if lost, would be difficult to replace and would severely jeopardize the timely completion of the Year 2000 project for the particular agency or institution of higher education.
- (c) Funds for the bonuses will be encumbered under rules and procedures established by the Comptroller and will be paid to the employee at the successful completion of the contract on May 31, 2000. Encumbered bonuses will also be paid to "critical employees" terminated by the agency or institution before the end of the contract for other than performance or disciplinary reasons. Any bonus paid under this section is considered compensation but is in no event considered earned and payable until all the conditions of this section and the signed contract are met.
- (d) Bonuses given to employees under this subsection will not affect their eligibility for a merit salary increase or a promotion as defined elsewhere in this section.

## SALARY ADMINISTRATION AND OTHER EMPLOYMENT PROVISIONS (Continued)

Sec. 9-3.08. **Registered Nurses and Licensed Vocational Nurses.** Any state agency may pay an additional evening shift or night shift differential not to exceed 15 percent of the monthly pay rate to registered nurses or licensed vocational nurses who work the 3:00 p.m. to 11:00 p.m. shift, or its equivalent, or who work the 11:00 p.m. to 7:00 a.m. shift, or its equivalent. An additional weekend shift salary differential not to exceed five percent of the monthly pay rate may be paid to registered nurses and licensed vocational nurses. The weekend shift salary differential may be paid to an eligible individual in addition to the evening shift or night shift salary differential.

Sec. 9-3.09. **Information Technology Recruitment and Retention Bonuses.** To enhance the recruitment and retention of Information Technology employees, an agency or institution of higher education may pay a bonus of up to \$3,000 to an individual employed as a Systems Analyst, Network Specialist, Programmer, or Data Base Administrator if the employee remains with that agency or institution in an eligible position for 12 continuous months after the date of execution of a bonus contract. The bonus contract must require the individual to remain in that position for 12 months. Individuals may execute a bonus contract only after 12 months of employment in an eligible position. The lump sum amount will be included in the employee's paycheck the month after the end of the 12-month bonus period. Bonuses paid as provided by this section are specifically exempted from the salary cap.

### PART 4. EMPLOYMENT POLICIES AND PROVISIONS

Sec. 9-4.01. **Method of Salary Payments.** All annual salaries appropriated by this Act are for full-time employment unless specifically designated as part-time. This section may not be construed to prevent the head of an agency from paying less than the maximum salary rate specified in this Act for a position, or the employment of a part-time employee to fill a regular position provided for in this Act, so long as the salary rate for such part-time employee is proportional to the regular rate for full-time employment.

Sec. 9-4.02. **Exception - Contracts Less Than 12 Months.** Facilities of the Texas Department of Mental Health and Mental Retardation in Article II, the Texas Youth Commission in Article V, or institutions of higher education or the schools for the blind or deaf in Article III of this Act that make contracts for less than a twelve-month period may pay salaries in equal monthly payments for the period of the contract.

Sec. 9-4.03. **Matching Retirement and Certain Insurance.** In each instance in which an operating fund or account is created and named by statute, the responsible officials of the state may transfer into the operating fund or account sufficient moneys from treasury funds, local, institutional, or federal funds to pay proportionally the costs of matching state employees' retirement contributions and the state's share of Old Age and Survivors Insurance.

Sec. 9-4.04. **Per Diem of Board or Commission Members.**

- (a) As authorized by Section 659.032, Government Code, the per diem of state board and commission members consists of:
  - (1) compensatory per diem, if specifically authorized by law, at \$30 per day;
  - (2) reimbursement of actual expenses for meals and lodging not to exceed \$95 per day when traveling within this state and reimbursement of actual expenses for meals and lodging when traveling outside of this state in an amount not to exceed the rates

## **EMPLOYMENT POLICIES AND PROVISIONS**

(Continued)

specified for a state employee under this Act; and

- (3) reimbursement of transportation and incidental expenses at the rates specified in this Act for state employees.
- (b) If a law enacted after former Article 6813f, V.T.C.S., (September 1, 1983), authorizes per diem for members of a particular state board or commission, but does not specify the amount of the per diem, then the amount of the per diem is the amount provided by Subsection (a).
- (c) The funds appropriated by this Act may not be expended to reimburse members of a state agency advisory committee for expenses associated with conducting committee business, including travel expenses, unless the expenditures for an advisory committee are:
  - (1) specifically authorized by this Act; or
  - (2) approved by the Governor and the Legislative Budget Board subsequent to the effective date of this Act.
  - (3) For the purpose of this subsection, the term "advisory committee" has the meaning assigned by Section 2110.001, Government Code.
  - (4) This subsection does not apply to an advisory committee established by the governing board of a retirement system trust fund.
- (d) An agency that has a "Schedule of Exempt Positions and Per Diem of Board (or Commission) Members" following the agency's appropriations may expend appropriations for board or commission member compensatory per diem in an amount not to exceed the amount specified in the schedule for each respective fiscal year.
- (e) A full time employee paid from funds appropriated by this Act may not be paid both a salary and compensatory per diem for concurrent service as a state employee and as a board or commission member.

Sec. 9-4.05. **Political Aid and Legislative Influence Prohibited.** The moneys appropriated by this Act, regardless of source or character, may not be expended except in compliance with Chapter 556, Government Code.

Sec. 9-4.06. **Limitations on Use of Appropriated Funds.** Funds appropriated by this Act, other than those appropriated to an institution of higher education, may be expended only for items set out in the expenditure classifications of the Comptroller's Manual of Accounts insofar that an agency expending the appropriated funds has existing statutory authority for making the expenditures and the expenditures are not otherwise limited or prohibited in this Act.

### **PART 5. TRAVEL REGULATIONS**

#### **Sec. 9-5.01. Travel Definitions.**

The definitions established by Section 660.002, Government Code, apply to Part 5 of this Article, unless another meaning is clearly provided. In Part 5 of this article:



## TRAVEL REGULATIONS (Continued)

- (1) "Council of governments" includes:
  - (A) a council of governments created under Chapter 391, Local Government Code;
  - (B) a regional planning commission created under Chapter 391, Local Government Code; or
  - (C) a regional planning agency created under Chapter 391, Local Government Code.
- (2) "State agency" means a unit of state government, a council of governments, a local workforce development board, or a MHMR community center, that uses funds appropriated in this Act to pay for the transportation, meals, lodging, and other travel expenses of its employees.

Sec. 9-5.02. **General Travel Provisions.** The amounts appropriated in this Act to a state agency for the payment of transportation, meals, lodging, or incidental expenses is the maximum amount that may be expended by the agency. The moneys appropriated by this Act may not be expended for those expenses unless the travel and the resulting requests for payment or reimbursement comply with the conditions and limitations in this article and Chapter 660, Government Code, and the Comptroller's Rules.

Sec. 9-5.03. **Failure to Comply.**

- (a) If the State Auditor determines that the travel for which payment was made out of appropriated funds is not in compliance with Section 660.030(b), Government Code, the State Auditor shall so certify to the Comptroller. The Comptroller shall reduce the appropriation of the agency that paid the travel expenses by an amount equal to the entire amount paid by the state for that individual for that travel occurrence.
- (b) The Comptroller shall prepare an annual report indicating the appropriation reductions, by agency, made pursuant to this section for the previous fiscal year. The Comptroller shall submit the report to the Legislative Budget Board not later than December 1.

Sec. 9-5.04. **Transportation Expenses.** For a state employee's use of a personally owned or leased motor vehicle, the mileage reimbursement rate, for travel occurring during a fiscal year, equals the maximum fixed mileage allowance specified in the revenue rulings issued by the Internal Revenue Service under the federal income tax regulations as of August 1 preceding the start of the fiscal year. The mileage reimbursement rate may not be less than 25 cents per mile or more than 28 cents per mile. The Comptroller shall announce the mileage reimbursement rate for a fiscal year as soon as possible after August 1 of the preceding year.

Sec. 9-5.05. **Transportation in Personally Owned or Leased Aircraft.**

- (a) The rate of reimbursement to be paid to a key official, member of a board, commission, or a member of the Legislature for travel in the person's personally owned or leased aircraft, either within or without the boundaries of this state, is:
  - (1) 40 cents per highway mile when traveling in single-engine aircraft;
  - (2) 55 cents per highway mile when traveling in twin-engine aircraft; and

## TRAVEL REGULATIONS (Continued)

- (3) one dollar per highway mile when traveling in turbine-powered or other aircraft.
- (b) The rate of reimbursement for a state employee when the employee travels in the employee's personally owned or leased aircraft, either within or without the boundaries of this state, is:
  - (1) 40 cents per highway mile when traveling in single-engine aircraft; or
  - (2) 55 cents per highway mile when traveling in twin-engine, turbine-powered, or other aircraft.

### Sec. 9-5.06. **Travel Meals and Lodging Expenses.**

- (a) A state employee who travels within this state shall be reimbursed for the actual cost of lodging and meals. However, the reimbursements may not exceed \$70.00 per day per location for lodging and \$25.00 per day for meals.
- (b) At the discretion of each head of agency, a state employee whose duties require the employee to travel outside the employee's designated headquarters without an overnight stay away from the employee's headquarters may be reimbursed for the actual cost of the employee's meals not to exceed \$25.00 per day.
- (c) A state employee who travels outside of this state but within the continental United States shall be reimbursed for the employee's actual expenses for lodging and meals. However, the reimbursement may not exceed the maximum out-of-state meals and lodging rates, based on the federal travel regulations, issued by the Comptroller unless the Comptroller determines, in advance of travel, that local conditions necessitate a change in the lodging rate for a particular location. If an employee travels to a location where an allowance has not been set by the Comptroller, the Comptroller shall establish a rate for that location.
- (d) A state employee may receive reimbursements for the employee's actual expenses for meals and lodging when traveling outside the continental United States.

Sec. 9-5.07. **Special Provisions Regarding Travel Expenses.** Reimbursement for meals and lodging as authorized by Subchapter H, Chapter 660, Government Code, on an "actual expenses" or "actual amount of" basis may not exceed twice the maximum rates specified in Section 9-5.06 of this article.

### Sec. 9-5.08. **Passenger and Other Vehicular Equipment (excluding Aircraft).**

- (a) Only the following agencies may use appropriated funds for the purchase, operation, maintenance and lease of a passenger car or other vehicle designed for passenger transportation (excluding aircraft):
  - (1) Texas Youth Commission;
  - (2) Adjutant General's Department;
  - (3) Texas Alcoholic Beverage Commission;
  - (4) Department of Agriculture;
  - (5) Attorney General;
  - (6) General Services Commission;
  - (7) Texas Department of Criminal Justice;
  - (8) Texas Department of Transportation;

## TRAVEL REGULATIONS (Continued)

- (9) Texas Historical Commission;
  - (10) General Land Office and Veterans' Land Board;
  - (11) Parks and Wildlife Department;
  - (12) Railroad Commission of Texas;
  - (13) Department of Public Safety of the State of Texas;
  - (14) Texas Natural Resource Conservation Commission;
  - (15) Texas Water Development Board;
  - (16) Texas State Board of Plumbing Examiners;
  - (17) Texas State Board of Pharmacy;
  - (18) Texas Low-Level Radioactive Waste Disposal Authority;
  - (19) Polygraph Examiners Board; and
  - (20) Texas Department of Licensing and Regulation (for Water Well Drillers only).
- (b) For the purposes of the above limitation, the following vehicular equipment shall not be construed to be passenger cars or other vehicles designed for passenger transportation and may be leased, purchased, operated, or maintained by an agency through appropriated funds:
- (1) panel, pickup and delivery trucks;
  - (2) trucks required for the conveyance of special equipment;
  - (3) motorcycle delivery units;
  - (4) dual control automobiles used exclusively for driver training;
  - (5) passenger cars equipped with two-way radios when such equipment is a direct requirement of the user's primary responsibility;
  - (6) motorcycles, jeeps, and boats needed and used for fire prevention, fire fighting and other activities for safeguarding public safety, public property, or for criminal law enforcement;
  - (7) ambulances or other passenger vehicles specifically equipped and regularly used for ambulance services; and
  - (8) buses, sedans, vans, and station wagons designed for the transportation of more than six people and regularly used for the mass transportation of multiple people and essential to the efficient management of the operating agency of the state as certified by a report filed with the Governor's Budget and Planning Office and the Legislative Budget Board prior to acquisition.
- (c) It is the intent of the Legislature that agencies authorized to purchase passenger vehicles or other general use ground transportation vehicles shall purchase economical, fuel efficient vehicles assembled in the United States of America when the purchase of such vehicles would have no significant detrimental effect on the public service being performed.

### Sec. 9-5.09. **Aircraft.**

- (a) The purchase of aircraft may not be made from appropriated funds except as authorized in this section.

## TRAVEL REGULATIONS (Continued)

- (b) Agencies authorized to expend appropriated funds for the maintenance and operation of state-owned aircraft or replacements authorized by Subsection (d) are:
- (1) Texas A&M University System;
  - (2) Texas Department of Criminal Justice;
  - (3) Texas Department of Transportation;
  - (4) Parks and Wildlife Department;
  - (5) Department of Public Safety of the State of Texas;
  - (6) University of Texas System;
  - (7) Texas State Technical College;
  - (8) Texas Forest Service; and
  - (9) State Aircraft Pooling Board.
- (c) Notwithstanding any other provision of this Act, all state-owned aircraft (including aircraft forfeited to or seized by a particular agency) are subject to the authority of the State Aircraft Pooling Board under Chapter 2205, Government Code.
- (d) Expenditure of appropriated funds for replacement of aircraft with aircraft of comparable quality may be made contingent upon approval of the State Aircraft Pooling Board and a finding of fact by the Governor that a report has been filed with the Governor showing that:
- (1) the aircraft to be replaced has been destroyed or has deteriorated to an extent that continued operation presents a serious hazard or that the aircraft to be replaced can no longer meet the mission requirements of the principal user state agency; and
  - (2) other state-owned aircraft cannot be effectively utilized in lieu of a replacement aircraft.
- (e) Expenditures necessary to purchase liability insurance pursuant to Section 2205.045(a), Government Code, shall be made on a pro rata basis, as determined by the State Aircraft Pooling Board, from appropriations authorized to each agency operating a state-owned aircraft. The Comptroller shall transfer such necessary amounts from agencies operating aircraft to the State Aircraft Pooling Board for the purchase of liability insurance and expenditure of such funds by the board is hereby authorized.
- (f) All agencies using State Aircraft Pooling Board services shall reimburse the State Aircraft Pooling Board for providing services within 30 days from the date of billing.
- (g) Any reimbursements received by a state agency for authorized aircraft services rendered to another state agency are hereby reappropriated to the agency receiving the reimbursements, and shall be credited to the agency's appropriation item from which the cost of aircraft operation is paid.

### Sec. 9-5.10. **Limitation on Travel Expenditures.**

- (a) (1) None of funds appropriated by this Act may be expended, without the prior approval of the Legislative Budget Board, for travel purposes if such expenditure would cause the agency's or institution's travel expenditures for that fiscal year to exceed an amount equal to one hundred (100) percent of that agency's or institution's fiscal year 1998 approved amount of travel expenditures including any excess travel expenditure amounts approved by waiver, except for the Texas Cosmetology Commission which is

## TRAVEL REGULATIONS (Continued)

limited to ninety (90%) percent of 1997 expenditure levels.

- (2) The general limitations provided by this subsection apply in addition to the limits of any additional agency specific limitation.
- (b) The Legislative Budget Board may consider requests from agencies which demonstrate circumstances which would make such reductions in actual travel impractical or inefficient in accomplishing the goals and strategies contained in their appropriations pattern. Such circumstances may include: new or expanded programs, law enforcement, tax collection activities, statutorily mandated travel, or other pressing public purposes.
- (c) The Comptroller shall prescribe accounting procedures and reporting requirements to administer this section and to ensure that expenditures for travel by all state agencies and institutions of higher education are properly reported and monitored.
- (d)
  - (1) Upon notification by the Comptroller that a state agency or institution of higher education has exceeded the travel cap limit as specified in Subsection (a) of this Section for two consecutive fiscal years without the written approval of the Legislative Budget Board, the state agency or institution of higher education may not pay or reimburse with funds appropriated by this Act, a travel expense for out-of-state travel, conventions, conferences or seminars except as provided by this Subsection (d).
  - (2) The Comptroller may allow a state agency or institution of higher education to reimburse or pay a travel expense incurred by an employee on or after the date the agency or institution receives notice of its exceeding the limits if:
    - (A) the expense is incurred while the employee is returning to the employee's designated headquarters;
    - (B) the reimbursement or payment is necessary to prevent unreasonable hardship to the employee; or
    - (C) the expense is incurred while the employee is completing official state business that the agency or institution deems critical to fulfillment of the agency's or institution's constitutional or statutory duties.
  - (3) The Comptroller shall notify the Legislative Budget Board if the Comptroller allows such a payment or reimbursement. The notification must include the reason that the payment or reimbursement is allowed. The Legislative Budget Board may then direct the Comptroller to reduce the agency's or institution's appropriation by the amount of the payment or reimbursement if in the Legislative Budget Board's opinion the payment was the result of an agency failing to comply with the notification by the Comptroller.
- (e) All documents filed by an appointed officer under this section are public information. In this section, the term "public information" has the meaning provided by Chapter 552, Government Code.
- (f) In this section "appointed officer" includes all persons included under the definition provided by Chapter 572, Government Code, except that for the purposes of the definition of "appointed officer," the term "state agency" also includes a council of governments, a Local

## TRAVEL REGULATIONS (Continued)

Workforce Development Board, or a Mental Health Mental Retardation community center that uses funds appropriated by this Act to pay for the transportation, meals, lodging, or other travel expenses of its employees or officials. For the purpose of this provision, the term "council of governments" shall include a council of governments, a regional planning commission, or similar regional planning agency created under Chapter 391, Local Government Code.

- (g) An appointed officer may not receive reimbursement from funds appropriated by this Act for expenses related to travel outside of the State of Texas before filing with the Texas Ethics Commission copies of all documents that will be submitted to the Comptroller and Legislative Budget Board in support of the travel expense claim.
- (h) Funds appropriated by this Act may not be used to pay expenses for travel to foreign countries, except for Canada or Mexico, unless the travel has been approved by the governor before departure. A copy of the governor's approval must be attached to each travel voucher. Not more than 10 days after the date of submission of a travel voucher to the Comptroller for reimbursement, the person submitting the voucher must also submit copies of the travel voucher and the governor's approval to the Legislative Budget Board.
- (i) In implementing this rider, state agencies shall review their travel policies in order to ensure that travel which is critical to the delivery of services consistent with the mission of the agency is not affected.

### **PART 6. GENERAL LIMITATIONS ON EXPENDITURES**

#### **Sec. 9-6.01. Definitions**

In this Act:

- (a) "Earned federal funds" means all moneys received in connection with each entitlement period of a federally funded contract, grant, or program, excluding reimbursements under Section 9-8.02(c), which are not required by the governing agreement to be disbursed thereon. Typically, earned federal funds arise from recoveries of costs previously paid from a nonfederal fund source, indirect cost allocations, interest earned on federal funds, and minor sources such as the sale of fixed assets purchased with federal funds. Except for state agencies of higher education and their affiliated agencies, the expenditure of funds received or earned by a state agency is limited to the appropriation authority granted to the agency. Any such excess funds remaining at the end of the 2000-01 biennium for an agency shall be carried forward as a funding source available for appropriations of the subsequent 2002-03 biennium. A state agency or institution participating in federally funded or other programs, where indirect cost reimbursements are an allowable part of charges to the program, shall establish procedures to maximize the recovery of such costs.
- (b) "Unexpended balance" or the abbreviation "U.B." means the unobligated balance remaining in an appropriation, i.e., only that part of an appropriation, if any, that has not been set apart by the incurring of an obligation, commitment, or indebtedness by the state agency authorized to spend the appropriation. A reference in this Act to "unexpended balance" or "U.B." is a reference to the unobligated balance of an amount appropriated by this Act for the fiscal year ending August 31, 2000, unless another meaning is clearly indicated.

## GENERAL LIMITATIONS ON EXPENDITURES

(Continued)

Sec. 9-6.02. **Interpretation of Estimates.** In the event the amounts of federal funds, local funds, or funds other than appropriations from the General Revenue Fund, have been estimated in this Act in sums greater than are actually received by the respective agencies of the state, this Act may not be construed as appropriating additional funds from General Revenue to make up such differences. Wherever the language of this Act appropriates all receipts or balances from a specified source but uses an estimated amount to inform the Legislature and the public, the estimated figure is not to be construed as a limitation on the amount appropriated.

Sec. 9-6.03. **Emergency and Deficiency Grants out of Special Funds.** For the purposes of Sections 401.061 and 403.075, Government Code, appropriations to the Office of the Governor from "special funds" include excess revenues from General Revenue Fund-Dedicated accounts that were previously special funds above those estimated by the Comptroller in certifying this Act.

Sec. 9-6.04. **Excess Obligations Prohibited.**

- (a) A department or agency specified in this Act may not incur an obligation in excess of the amounts appropriated to it for the respective objects or purposes named.
- (b) As a specific exception to Subsection (a) the General Services Commission may determine that a proposed installment purchase arrangement is cost effective and certify this finding in response to an agency request.
- (c) A determination made by the General Services Commission under Subsection (b) may be made for obligations incurred for the purchase or lease of automated information system equipment only if the department or agency has on file with the Department of Information Resources a Biennial Operating Plan, including any amendments to the Biennial Operating Plan, and the plan has been approved by the Department of Information Resources.
- (d) If this section is violated, the State Auditor shall certify the fact of the violation and the amount of over-obligation to the Comptroller, and the Comptroller shall deduct an amount equivalent to the over-obligation from the salary or other compensation due the responsible disbursing or requisitioning officer or employee, and apply the amount to the payment of the obligation.
- (e) This provision is specified pursuant to Section 10, Article XVI, Texas Constitution.

Sec. 9-6.05. **Interpretation of Legislative Intent.** Funds appropriated by this Act shall be expended, as nearly as practicable, for the purposes for which appropriated. In the event a department or agency cannot determine legislative purpose from the pattern of appropriations, the department or agency shall seek to determine that purpose from the proceedings of the legislative committees responsible for proposing appropriations for this state.

Sec. 9-6.06. **Comptroller's Duty to Pay.** The Comptroller may not refuse to pass for payment a legal claim, factually justified, for which a valid appropriation has been made.

Sec. 9-6.07. **Last Quarter Expenditures.**

- (a) A state agency, board, commission, department or other governmental unit using funds appropriated by this Act may not expend during the last quarter of a fiscal year more than one-third of the funds appropriated for that fiscal year.

**GENERAL LIMITATIONS ON EXPENDITURES**  
(Continued)

- (b) Specifically exempted from Subsection (a) are:
- (1) expenditures contracted for in previous quarters;
  - (2) funds required by statute, rule or regulation to be expended on a different time frame;
  - (3) seasonal employment of personnel;
  - (4) construction contracts;
  - (5) contracts dealing with purchases of food, medicines, or drugs;
  - (6) expenditures related to the Chronically Ill and Disabled Children's program operated by the Texas Department of Health; and
  - (7) expenditures occasioned by disaster or other Act of God.
- (c) The funds exempted, under Subsection (b) may not be considered in the computation of the total funds appropriated in a fiscal year for the purpose of applying Subsection (a).

**Sec. 9-6.08. Appropriation Transfers.**

- (a) Subject to any specific restriction in another provision of this Act, an appropriation contained in this Act may be transferred from one appropriation item to another appropriation item in an amount not to exceed 25 percent of the appropriation item from which the transfer is made for the fiscal year, at the discretion of the chief administrative officer of the agency, department, or institution.
- (b) As a specific exception to Subsection (a), funds appropriated for capital budget items are subject to restrictions contained elsewhere in this Act.
- (c) Funds appropriated by this Act in items of appropriation that are part of a Goal for "Indirect Administrative and Support Costs" or "Indirect Administration" may also be transferred from one appropriation item to another appropriation item within that same Goal without limitation as to the amount of such a transfer.
- (d) Appropriations made by this Act to each state agency or institution of higher education are not subject to transfer between agencies or institutions except under the provisions of interagency contract, budget execution statutes, or specific rider or statutory authorization.

**Sec. 9-6.09. Transfers for Contract Services.** Funds appropriated in the various articles of this Act for "Employees Retirement System," "Social Security State Match," and "Benefit Replacement Pay" may be transferred between articles for similar appropriation items for the purpose of paying employee benefits costs incurred by higher education institutions when those institutions have contracted to provide services to state agencies.

**Sec. 9-6.10. Employee Benefit and Debt Service Items.**

- (a) Funds appropriated in the various articles of this Act for "Employees Retirement System," "Social Security State Match," "Benefit Replacement Pay," "Texas Public Finance Authority-G.O. Bond Debt Service Payments," and "Lease-Payments to the Texas Public



## GENERAL LIMITATIONS ON EXPENDITURES

(Continued)

Finance Authority" may be transferred between articles to a like appropriation item without limitation as to the amount of such transfer.

- (b) An agency to which an appropriation listed under Subsection (a) is made may pool such appropriations, made in the various articles for a common purpose, into a single cost pool for the purpose of administering the appropriation.

### Sec. 9-6.11. **Salaries to be Proportional by Fund.**

- (a) Unless otherwise provided, payment for salaries, wages, and benefits paid from appropriated funds, including "local funds" and "education and general funds" as defined in Sections 51.009 (a) and (c), Education Code, shall be proportional to the source of funds.
- (b) Unless otherwise specifically authorized by this Act, the funds appropriated by this Act out of the General Revenue Fund may not be expended for employee benefit costs, or other indirect costs, associated with the payment of salaries or wages, if the salaries or wages are paid from a source other than the General Revenue Fund. Payments for employee benefit costs for salaries and wages paid from sources, including payments received pursuant to interagency agreements or as contract receipts, other than the General Revenue Fund shall be made in proportion to the source of funds from which the respective salary or wage is paid or, if the Comptroller determines that achieving proportionality at the time the payment is made would be impractical or inefficient, then the General Revenue Fund shall be reimbursed for any such payment made out of the General Revenue Fund.
- (c) The Comptroller shall develop rules to provide for the administration of this section.
- (d) Each agency or institution of higher education having General Revenue Fund appropriations and other sources of financing shall file with the Comptroller and the State Auditor a schedule demonstrating proportionality. The schedule shall be filed before November 20<sup>th</sup> following the close of the fiscal year for the salaries, wages, and benefits of the preceding year ended August 31. The schedule shall be in a format prescribed by the Comptroller. The State Auditor shall review (in the State Auditor's audit of respective agencies) the agencies' compliance with this section. The Comptroller, on receipt of notification from the State Auditor of amounts disproportionately paid from General Revenue Fund appropriations, shall reduce current year General Revenue Fund appropriations of the agency or institution until such time as such amounts are repaid from sources other than the General Revenue Fund.

### Sec. 9-6.12. **Appropriations from Special Funds.**

- (a) Notwithstanding other provisions of this Act, appropriation amounts from special funds or special accounts in the General Revenue Fund are specifically limited to amounts not to exceed the actual balances and revenues available to each such fund or account.
- (b) In order to preserve cash balances in the state treasury, the Comptroller may prescribe rules and procedures as may be necessary to limit or control expenditures or transfers from funds appropriated by this Act. These procedures may include rules relating to the deposit of receipts and issuance of warrants.

### Sec. 9-6.13. **Limitation on Grants to Units of Local Government.**

- (a) The funds appropriated by this Act may not be expended in the form of a grant to, or a

## GENERAL LIMITATIONS ON EXPENDITURES (Continued)

contract with, a unit of local government unless the terms of the grant or contract require that the funds received under the grant or contract will be expended subject to limitations and reporting requirements similar to those provided by Section 33, Article IX, General Appropriations Act, Seventy-fifth Legislature, Regular Session, 1997.

- (b) In this section, "unit of local government" means:
- (1) a council of governments, a regional planning commission, or a similar regional planning agency created under Chapter 391, Local Government Code;
  - (2) a local workforce development board; or
  - (3) a MHMR community center.

### Sec. 9-6.14. **Limitation on State Employment Levels.**

- (a) A state agency, including the Texas Food and Fibers Commission, Texas Engineering Extension Service, Texas Agricultural Extension Service, Texas Forest Service, Texas Veterinary Medical Diagnostic Laboratory, and Texas Wildlife Damage Management Service (but not including an institution of higher education, the Parks and Wildlife Department, Texas School for the Blind and Visually Impaired, Texas School for the Deaf, Texas Agricultural Experiment Station, Texas Engineering Experiment Station, and Texas Transportation Institute) shall not have on its payroll, without the written approval of the Governor and the Legislative Budget Board, a number of employees which would cause the number of full-time equivalent employees (FTEs) employed by the agency for a fiscal quarter to exceed the "Number of Full-time Equivalent Positions (FTE)" figure indicated by this Act for that agency.
- (b) A request to exceed the FTE limitation established by this section must be submitted by the governing board of the agency and must include at a minimum:
- (1) the date on which the board approved the request;
  - (2) a statement justifying the need to exceed the limitation;
  - (3) the source of funds to be used to pay the salaries; and
  - (4) an explanation as to why the functions of the proposed additional FTEs cannot be performed within current staffing levels.
- (c) For the purpose of Subsection (a), the number of FTEs employed by an agency for a fiscal quarter:
- (1) shall be determined in accordance with the report filed pursuant to Section 2052.103, Government Code;
  - (2) shall only include employees paid with funds appropriated through this Act;
  - (3) shall not include overtime hours; and
  - (4) shall include a position filled by temporary or contract workers for more than half of

## GENERAL LIMITATIONS ON EXPENDITURES (Continued)

the work days of the year preceding the final day of the reporting period. Temporary or contract workers shall include workers employed under contract to fill specific positions customarily filled by state employees. The State Auditor is authorized to provide interpretations of this provision.

- (d) This section shall not apply to appropriations made by this Act to the:
  - (1) appellate courts;
  - (2) Office of the Governor; or
  - (3) Comptroller of Public Accounts when that agency has determined by a cost/benefit analysis that an outsourcing or contracting arrangement provides savings to this State.
  
- (e) If the Texas Food and Fibers Commission, Texas Engineering Extension Service, Texas Agricultural Extension Service, Texas Forest Service, Texas Veterinary Medical Diagnostic Laboratory, or Texas Wildlife Damage Management Service should be shown in this Act with an "FTE - Appropriated Funds" and an "FTE - Total," the FTE limitation established by Subsection (a) shall be the "FTE - Appropriated Funds" figure.

### Sec. 9-6.15. **Limitation on State Employment Levels: Certain Institutions of Education and Parks and Wildlife.**

- (a) The Parks and Wildlife Department, Texas School for the Blind and Visually Impaired, Texas School for the Deaf, Texas Agricultural Experiment Station, Texas Engineering Experiment Station, Texas Transportation Institute, or an institution of higher education (but not including the Texas Food and Fibers Commission, Texas Engineering Extension Service, Texas Agricultural Extension Service, Texas Forest Service, Texas Veterinary Medical Diagnostic Laboratory, and Texas Wildlife Damage Management Service) shall not have on its payroll, without the written approval of the Governor and the Legislative Budget Board, a number of employees which would cause the number of full-time equivalent employees (FTEs) employed by the agency or institution for a fiscal year to exceed the "Number of Full-time Equivalent Positions (FTE) - Appropriated Funds" figure indicated by this Act for that institution.
  
- (b) A request to exceed the FTE limitation established by this section must be submitted by the governing board of the institution and must include at a minimum:
  - (1) the date on which the board approved the request;
  - (2) a statement justifying the need to exceed the limitation;
  - (3) the source of funds to be used to pay the salaries; and
  - (4) an explanation as to why the functions of the proposed additional FTEs cannot be performed within current staffing levels.
  
- (c) For the purpose of Subsection (a), the number of FTEs employed by the Parks and Wildlife Department, the Texas School for the Blind and Visually Impaired, the Texas School for the Deaf, the Texas Agricultural Experiment Station, the Texas Engineering Experiment Station, the Texas Transportation Institute, or an institution of higher education, (but not including the Texas Food and Fibers Commission, the Texas Engineering Extension Service, the Texas Agricultural Extension Service, the Texas Forest Service, the Texas Veterinary Medical

## GENERAL LIMITATIONS ON EXPENDITURES (Continued)

Diagnostic Laboratory, and the Texas Wildlife Damage Management Service) for a fiscal year:

- (1) shall be determined in accordance with the reports filed pursuant to Section 2052.103, Government Code;
  - (2) shall be an average of the four reports filed for that fiscal year;
  - (3) shall include employees paid with funds appropriated through this Act;
  - (4) shall not include overtime hours; and
  - (5) shall include a position filled by temporary or contract workers for more than half of the work days of the year preceding the final day of the reporting period. Temporary or contract workers shall include workers employed under contract to fill specific positions customarily filled by state employees. The State Auditor is authorized to provide interpretations of this provision.
- (d) For the Texas Agricultural Experiment Station, Texas Engineering Experiment Station, Texas Transportation Institute, or an institution of higher education with a "FTE-Appropriated Funds" and a "FTE-Total," the FTE limitation established by Subsection (a) shall be the "FTE-Appropriated Funds" figure.

### Sec. 9-6.16. **Audits.**

- (a) None of the appropriations made by this Act shall be used to employ any firm or person to audit the books of any department, board, commission, institution, or state agency, this being the duty of the State Auditor; provided, however, that in any instance where the funds available to the State Auditor are not, in the State Auditor's judgment, sufficient for any requested or contemplated audit, the department head or heads having authority to disburse the appropriations made by this Act may direct the Comptroller to transfer from any appropriations to the appropriation made for the State Auditor the amount, which in the judgment of the State Auditor, is necessary for the purpose of making such audit.
- (b) Any amount transferred to the State Auditor as provided by Subsection (a) shall be used for the actual costs of the specified audit, and any balances of such funds remaining at the end of any fiscal year are hereby appropriated to the State Auditor for the purpose of completing the audit for which the funds were transferred. On the completion of any such audits any excess funds remaining shall be transferred by the State Auditor back to the department, board, commission, institution or agency from which transferred.

### Sec. 9-6.17. **Purchases of Postage.**

- (a) If the expenditures for postage by an agency, other than the legislature or an institution of higher education, exceed \$4,000 for a fiscal year, the agency shall purchase postage only in accordance with Section 2113.103(c), Government Code.
- (b) The amount received by an agency as a refund of postage used by the agency shall be deposited in the fund to the credit of the appropriation from which postage for the agency is paid and is hereby reappropriated to the agency for postage use.

## GENERAL LIMITATIONS ON EXPENDITURES

(Continued)

### Sec. 9-6.18. **Publication or Sale of Printed, Recorded, or Electronically Produced Matter or Records.**

- (a) Funds appropriated by this Act may not be used for the publication, recording, production, and distribution of any item or matter, including lists, notices, pamphlets, video tapes, audio tapes, microfiche, films or other electronically produced information or records unless such publication, recordings, or production is:
  - (1) essential to accomplish or achieve a strategy or outcome target established by this Act; or
  - (2) required by law.
- (b) Any moneys received and collected from any charges specifically authorized by statute for the publications or records are hereby appropriated to the department or agency issuing the publications for use during the year in which the receipts are collected. The Comptroller shall credit such receipts to the like appropriation item from which the original costs are paid.

### Sec. 9-6.19. **Distribution of Reports.**

- (a) Funds appropriated by this Act may not be expended for the purpose of distributing reports, pamphlets, or other printed matter to members of the Legislature or other state officials unless the agency receiving the appropriation:
  - (1) deposits copies of all printed matter prepared for distribution with the Legislative Reference Library; and
  - (2) sends notification to the members of the Legislature and other state officials that the material is on file and upon request of the person notified the agency mails the number of copies requested.
- (b) Subsection (a) does not prevent the mailing of reports required by general law or by this Act.
- (c) Required reports and minutes of board meetings shall be made available to members of the Legislature and legislative branch agencies in an electronic format as established by the Texas Legislative Council.
- (d) None of the funds appropriated by this Act shall be used to produce any reports or other publications which have been reproduced on enamel-coated, cast-coated or dull-coated stock, unless a fee is charged.

### Sec. 9-6.20. **Limitation on Expenditures - Capital Budget.**

- (a) Contained in appropriations made to certain agencies by this Act are amounts identified as the "Capital Budget." None of the funds appropriated by this Act, in excess of an amount equal to 25 percent of appropriations restricted to capital budget purposes may be expended, in addition to the amounts restricted for capital budget purposes, for purposes included within the definition of capital budget under Subsection (d), without the prior approval of the Governor and Legislative Budget Board.

## GENERAL LIMITATIONS ON EXPENDITURES

(Continued)

- (b) A request for approval to exceed the limitation on capital budget expenditures must be submitted by the agency's governing board and must include at a minimum:
  - (1) the date on which the board approved the request;
  - (2) a statement justifying the need to exceed the limitation;
  - (3) the source of funds to be used to make the purchases; and
  - (4) an explanation as to why such expenditures cannot be deferred.
- (c) This restriction does not apply to:
  - (1) expenditures for capital outlay items that are not included in the definition of "Capital Budget" under Subsection (d); or
  - (2) expenditures for Capital Budget purposes made by:
    - (A) institutions of higher education;
    - (B) public community/junior colleges; or
    - (C) appellate courts.
- (d) "Capital Budget" includes expenditures, for assets with a project cost or unit cost in excess of \$25,000, within the following categories:
  - (1) Acquisition of Land and Other Real Property (except for right-of-way purchases made by the Texas Department of Transportation);
  - (2) Construction of Buildings and Facilities;
  - (3) Repairs or Rehabilitation of Buildings and Facilities;
  - (4) Construction of Roads (except for such expenditures made by the Texas Department of Transportation);
  - (5) Acquisition of Information Resource Technologies;
  - (6) Transportation Items;
  - (7) Acquisition of Capital Equipment and Items; or
  - (8) Other Lease Payments to the Master Lease Purchase Program (for items acquired prior to September 1, 1999 only).
- (e) Any expenditure directly related to acquisition of an asset, or to placing an asset in service, may be paid from the appropriation made to the "Capital Budget."
- (f) In implementing this section, the Comptroller should refer to the detailed instructions for preparing and submitting requests for legislative appropriations for the biennium beginning September 1, 1999, and the definitions therein, and to the official request for legislative appropriations submitted by the affected agency.

## GENERAL LIMITATIONS ON EXPENDITURES

(Continued)

- (g) Appropriations restricted to capital budget purposes and not identified in a "Capital Budget" as being for lease payments to the master lease purchase program (MLPP) or for other lease-purchase payments may be utilized to make lease payments under MLPP or for other lease or installment payments only if the agency to which the appropriation is made provides a report to the Comptroller specifying the sum of the lease payments to be made during the biennium for the Capital Budget item being acquired. The Comptroller shall reduce the appropriation made by this Act for the Capital Budget item in an amount equal to the difference between the appropriated amount and the sum of the lease payments for the biennium and deposit that amount into the unappropriated balance of the original funding source. In the event that the Comptroller cannot determine the amount appropriated for a specific Capital Budget item, the amount shall be determined by the Legislative Budget Board.
- (h) Funds restricted to "Acquisition of Information Resource Technologies" may also be used to purchase or contract for computer time, facility resources, maintenance, and training.
- (i) Appropriations restricted to capital budget purposes may be transferred from one capital budget item to another capital budget item in amounts not to exceed 25 percent of the capital budget item from which funds are being transferred for the fiscal year.
- (j) Any unexpended balances remaining in appropriations made by this Act for capital budget purposes for fiscal year 2000 are hereby reappropriated for fiscal year 2001 for the same purpose.
- (k) For an agency that does not have a Capital Budget provision following its items of appropriation in this Act, the amount of "appropriations restricted to capital budget purposes" is zero for the purpose of calculating the limitation on capital budget expenditures under Subsection (a).

### Sec. 9-6.21. **Purchases of Information Resource Technologies.**

- (a) In this section:
  - (1) "DIR" means the Department of Information Resources.
  - (2) "Information resources" means the procedures, equipment, and software that are employed, designed, built, operated, and maintained to collect, record, process, store, retrieve, display, and transmit information, and associated personnel including consultants and contractors.
  - (3) "Information resources technologies" means data processing and telecommunications hardware, software, services, supplies, personnel, facility resources, maintenance, and training.
  - (4) "Quality Assurance Team" and "QAT" means the representatives of the Department of Information Resources (or the Legislative Budget Board, pursuant to an interagency contract) and the State Auditor.
- (b) Each state agency appropriated funds in this Act shall submit an agency strategic plan, in accordance with Sections 2054.095 and 2054.096 of the Government Code, to the DIR (or the Legislative Budget Board, pursuant to an interagency contract) for approval no later than

## GENERAL LIMITATIONS ON EXPENDITURES (Continued)

the date provided by law. It is further provided that no state agency may request appropriations for information technology unless the information technology is in a plan approved by the Legislative Budget Board.

- (c) By no later than November 1, 1999, DIR (or the Legislative Budget Board, pursuant to an interagency contract) shall update the state strategic plan, consistent with Sections 2054.091 and 2054.092, Government Code, for the management of information resources. The state strategic plan must be a visionary road map for the management of the state's information resources. The state strategic plan must provide a strategic direction for the management of information resources for the five fiscal years following adoption of the plan.
- (d) Prior to amending a contract for development of a major information technology project, when the amendment constitutes a 10% or greater change, the agency shall notify the Governor, Lieutenant Governor, Speaker of the House, Senate Finance Committee, House Appropriations Committee, Department of Information Resources and the Quality Assurance Team (QAT). An amendment to a contract is not valid without QAT approval for contracts in excess of \$1.0 million that change by more than 10%.
- (e) Institutions of higher education shall coordinate the use of information technologies between institutions in order to provide education, research, and community service.

### Sec. 9-6.22. **Quality Assurance Review of Major Information Resources Projects.**

- (a) In this section:
  - (1) "Major information resources project" means an information resources technology project identified in an agency operating plan whose development costs are over \$1.0 million and includes one or more of the following:
    - (A) requires a year or more to reach operational status;
    - (B) involves more than one agency or governmental unit; or
    - (C) materially alters the work methods of agency personnel or the delivery of services to agency clients.
  - (2) "Quality Assurance Team" or "QAT" means the representatives of the Department of Information Resources (or the Legislative Budget Board, pursuant to an interagency contract) and the State Auditor who execute duties as provided by this section.
- (b) A state agency may not expend appropriated funds for a major information resources project unless the project has been reviewed and approved by the Quality Assurance Team. The Quality Assurance Team shall determine approval based on an analysis of the project's risk. The Quality Assurance Team may request any information necessary to determine a project's potential risk. The Quality Assurance Team may waive the project review requirements for a project.
- (c) The Quality Assurance Team may require independent project monitoring, project status reporting, project expenditure reporting, or any additional information necessary to assess a project's on-going potential for success. After a project has been completed, the Quality Assurance Team may also require an agency to submit a project post-implementation evaluation report to determine if the project met its planned objectives.



## GENERAL LIMITATIONS ON EXPENDITURES

(Continued)

- (d) The State Auditor's Office shall provide audit and review of the projects and the information provided by the agencies.
- (e) The Quality Assurance Team may request the assistance of the Legislative Budget Board and Comptroller in regard to the accuracy of project expenditures and compliance with this Act.
- (f) The Quality Assurance Team shall provide an annual report to the Governor, Lieutenant Governor, Speaker of the House, the House Appropriations Committee, and Senate Finance Committee on the status of projects under its review by December 1.
- (g) The State Auditor may:
  - (1) provide an independent evaluation of the post implementation evaluation review process to ensure the validity of its results; and
  - (2) send the evaluation to the Legislative Audit Committee.
- (h) The Department of Information Resources (or the Legislative Budget Board, pursuant to an interagency contract) may issue guidelines and rules for software development, quality assurance and the review of major information resources projects.
- (i) Unless waived by the Department of Information Resources (or the Legislative Budget Board, pursuant to an interagency contract), the Quality Assurance Team shall require each affected agency to:
  - (1) quantitatively define the expected outcomes and outputs for each major information resource project at the outset;
  - (2) monitor cost; and
  - (3) evaluate the final results to determine whether expectations have been met.

### Sec. 9-6.23. **West Texas Disaster Recovery and Operations Data Center.**

- (a) In this section:
  - (1) "DIR" means the Department of Information Resources.
  - (2) "Center" means the West Texas Disaster Recovery and Operations Center.
- (b) The DIR shall operate, or through cooperative agreement, manage operations of a disaster recovery and operations data center on the campus of Angelo State University. It is the intent of the Legislature that all state agencies and institutions of higher education utilize the Center for testing disaster recovery plans, for disaster recovery services, and for data center operations. None of the funds appropriated by this Act may be expended for entering into or renewing contracts or issuing purchase orders for disaster recovery plan testing services or disaster recovery services or data center operations from other state agencies or other providers of these services without first obtaining a waiver from the DIR (or the Legislative Budget Board, pursuant to an interagency contract) certifying that the requested service requirements cannot be provided at reasonable costs through the Center. Waiver requests will be evaluated by the DIR (or the Legislative Budget Board, pursuant to an interagency contract) based on best value to this State.

## GENERAL LIMITATIONS ON EXPENDITURES (Continued)

Agencies and institutions of higher education should use the State Auditor's Report 95-139 in evaluating reasonable costs. The DIR (or the Legislative Budget Board, pursuant to an interagency contract) may request assistance from the State Auditor's Office in validating cost evaluations. Waivers may be granted for specific periods of time and any contracts for services obtained under waiver may not extend beyond the expiration date of the waiver.

- (c) State agencies and institutions of higher education that use the Center shall do so under contract with the DIR. The DIR may collect fees for these services in amounts that offset the direct and indirect costs of providing the services. The DIR may request assistance from the State Auditor regarding the billing system formula for offsetting service costs. The DIR shall work with the State Council on Competitive Government on issues concerning state data center consolidations and provide information relating to the use of the Center as a location for one of the state's consolidated data centers.

**Sec. 9-6.24. Construction Policy.** A state entity receiving an appropriation under this Act may not establish a rule or policy that is inconsistent with the legislative intent that funds appropriated by this Act for construction projects be expended only pursuant to state entity policies that provide the greatest competitive advantage to the state allowable under Chapter 2258, Government Code.

**Sec. 9-6.25. Limitation on Use of Funds for Personal Residences.**

- (a) Out of appropriations made by this Act, expenditures exceeding an aggregate amount of \$25,000 for the biennium beginning on September 1, 1999, may not be made for purchasing, remodeling, or repairing of a personal residence or living quarters unless the expenditures are:
  - (1) (A) required by court order;
  - (B) will result in increased safety, significant net cost savings, or prevention of substantial waste; or
  - (C) are specifically identified in a Capital Budget in this Act; and
- (2) the Governor and Legislative Budget Board have approved the expenditure under authority granted pursuant to Article XVI, Section 69, Texas Constitution.
- (b) In the event of an emergency or if the Legislative Budget Board fails to meet before the 30<sup>th</sup> day following the date of the request, the Director of the Legislative Budget Board, after consultation with the Board members, may take action in conjunction with the Governor on the request.
- (c) The General Services Commission shall report all expenditures exceeding an aggregate amount of \$25,000 for the biennium for purchasing, remodeling, or repairing a personal residence or living quarters to the Legislative Budget Board.

**Sec. 9-6.26. Contracts for Professional Services: Indemnification.** In contracting for professional services under Subchapter A, Chapter 2254, Government Code (the Professional Services Procurement Act) using funds appropriated under this Act, a state agency may require the contractor to indemnify or hold harmless the state from claims and liabilities resulting from the negligent errors, omissions, or acts of the contractor or persons employed by the contractor. A state agency may not include contractual provisions requiring a contractor to indemnify or hold harmless the agency for

## GENERAL LIMITATIONS ON EXPENDITURES (Continued)

damages arising from the negligent acts of the agency or the agency's employees.

### Sec. 9-6.27. **Limitation on Contracts with Previous Employees.**

- (a) None of the funds appropriated by this Act may be used to enter into a contract for consulting or professional services or into an employment contract, with any individual who has been previously employed by the department or agency within the past twelve months. For the purpose of this section, the term "employment contract" shall include a personal services contract regardless of whether the performance of such a contract involves the traditional relationship of employer and employee.
- (b) This section does not apply to teachers and other similar professionals customarily or traditionally employed by state agencies by means of an employment contract.

Sec. 9-6.28. **Contracting for In-State Services.** In contracting for professional services using funds appropriated by this Act, a state agency shall require the contractor to purchase products and materials produced in Texas when they are available at a comparable price and in a comparable period of time.

Sec. 9-6.29. **Grant Restriction.** Funds appropriated by this Act may not be expended for a grant to a law enforcement agency regulated by Chapter 415, Government Code, unless:

- (1) the law enforcement agency requesting the grant is in compliance with all rules developed by the Commission on Law Enforcement Officer Standards and Education pursuant to Chapter 415, Government Code; or
- (2) the Commission on Law Enforcement Officer Standards and Education certifies that the requesting agency is in the process of achieving compliance with such rules.

Sec. 9-6.30. **Listing of Bidders.** None of the funds appropriated by this Act shall be expended for the development or maintenance of a bidders list other than a central list authorized to be maintained by the General Services Commission under provisions of the State Purchasing and General Services Act. The limitation created by this section shall not apply to institutions of higher education or to the Texas Department of Transportation. However, it is the intent of the Legislature that institutions of higher education utilize the commission's central bidders list whenever possible.

### Sec. 9-6.31. **Expenditures for State-Federal Relations.**

- (a) Funds appropriated by this Act may not be spent by a state agency to carry on functions for which funds have been appropriated to the Office of State-Federal Relations to perform except when an interagency contract has been executed between the Office of State-Federal Relations and the state agency.
- (b) Prior to travel to Washington, D.C., state agency personnel shall inform the Office of State-Federal Relations regarding:
  - (1) the timing of the trip;
  - (2) the purpose of the trip; and
  - (3) the name of a contact person for additional information.

## GENERAL LIMITATIONS ON EXPENDITURES (Continued)

### Sec. 9-6.32. **Research Policy.**

- (a) An agency may not expend any funds appropriated by this Act for research projects of any type until the agency has adopted and filed with the Legislative Budget Board a policy that clearly establishes and protects the property rights of the state with regard to any patentable product, process, or idea that might result from such research.
- (b) In order to avoid duplication, a state agency, excluding an institution of higher education, may not expend funds appropriated by this Act to conduct or support policy research on a subject within the statutory jurisdiction of another agency without providing prior written notification, to the agency that has the statutory jurisdiction, concerning a work plan and the coordination of resources.

### Sec. 9-6.33. **Court Representation and Outside Legal Counsel.**

- (a) Except as otherwise provided by the Constitution or general or special statutes, the Attorney General shall have the primary duty of representing the State in the trial of civil cases. Prior to expenditure of funds for retaining outside legal counsel, agencies or departments other than those included in Article X of this Act shall request the Attorney General to perform such services. If the Attorney General determines that outside counsel is in the best interest of the State, the Attorney General shall so certify to the Comptroller and to the requesting agency which may then utilize appropriated funds to retain outside counsel. However, funds appropriated by this Act may not be used to contract with an attorney who represents clients before the agency or who has, during a six month period preceding the initiative of the contract and a six month period following the termination of the contract, represented clients before the agency. An agency may not initiate the process of selecting outside legal counsel prior to receiving the approval of the Attorney General to retain outside counsel.
- (b) Funds appropriated in this Act may not be expended by any agency of the state government (other than those included in Article X of this Act) to initiate a civil suit or defend itself against a legal action without the consent of the Attorney General. Absent this consent, the agency shall be represented in that particular action by the Attorney General.
- (c) On receipt of a request for outside counsel, the Attorney General shall make a determination on the request as expeditiously as possible, but in no event later than 10 working days after receiving such request.
- (d) Where the Attorney General, district attorney, criminal district attorney, county attorney, or other lawyer is required by constitutional or statutory provision to represent a state agency, state official, state board, or state department, compensation may not be paid from any appropriation made in this Act to any other attorney for representing the State in the trial of a civil suit except in those cases where the Attorney General consents to such representation or the district attorney, criminal district attorney, county attorney, or other lawyer has requested that the attorneys employed by the particular state agency, state official, state department, or state board assist with the trial of the particular civil suit.
- (e) This section does not restrict a state agency, state official, state department, or state board in the investigation and assembling of evidence in connection with a pending or prospective civil suit. This section does not prohibit the foregoing state officials, state agencies, state boards, or state departments and their employees from investigating, filing, or presenting to any person a claim, owing to the State.

## GENERAL LIMITATIONS ON EXPENDITURES

(Continued)

- (f) This section does not restrict the Attorney General from employing special assistants to assist in the trial of civil suits to be paid from the appropriations therefore made to the Attorney General.
- (g) If a state agency requests the Attorney General to take legal action in court against another state agency, the Attorney General shall give special consideration to permitting one of the agencies to employ, from the permitted agency's funds, outside counsel to represent that agency in that action, in order to avoid a conflict of interest by the Attorney General in the representation of both agencies.
- (h) If the Attorney General initiates legal action against another state agency on behalf of the Attorney General rather than another agency, the Legislature determines that a conflict of interest exists and the agency against which the Attorney General takes action may expend appropriated funds for outside legal counsel to represent that agency without the prior approval or consent of the Attorney General.
- (i) Subsections (a) - (h) do not apply to funds appropriated to:
  - (1) the Office of the Governor;
  - (2) Comptroller;
  - (3) Department of Agriculture;
  - (4) General Land Office and Veteran's Land Board; or
  - (5) the Railroad Commission of Texas.
- (j) The funds appropriated by this Act may not be expended to pay the legal fees or expenses of a lawyer or law firm that represents the State or any of its agencies in a contested matter if the lawyer or law firm is representing a plaintiff in a proceeding seeking monetary damages from the State or any of its agencies.
- (k)
  - (1) None of the money appropriated by this Act may be expended by a state governmental entity for payment of legal fees or expenses under a contingent fee contract for legal services without the prior approval of the Legislative Budget Board in accordance with Article XVI, Section 69, Texas Constitution.
  - (2) For purposes of this section, "state government entity" means a board, commission, department, office, or other agency in the executive branch of state government created under the constitution or a statute, including an institution of higher education.
  - (3) This section applies to all contingent fee contracts for legal services entered into by a state governmental entity, including legal services related to a parens patriae action or proceeding brought by a state governmental entity in the name of the state, except that this section does not apply to a contingent fee contract:
    - (A) for legal services performed for a state governmental entity in relation to the entity's actions as a receiver, special deputy receiver, liquidator, or liquidating agent in connection with the administration of the assets of an insolvent entity,

## GENERAL LIMITATIONS ON EXPENDITURES

(Continued)

including actions under Article 21.28, Insurance Code, or Chapter 36, 66, 96, or 126, Finance Code; or

- (B) under which recoveries from more than one entity are contemplated and the expected amount of each recovery and the actual amount of each recovery do not exceed \$100,000.
- (I) Any litigation that results in settlement, court order or other arrangement providing revenues or financial benefits to the State of Texas shall be structured to require the entire amount due to be paid to the treasury.

### Sec. 9-6.34. **Judgments.**

- (a) The funds appropriated by this Act, including appropriations made in Article X of the Act, may not be expended for payment of a judgment or settlement prosecuted by or defended by the Attorney General and obtained against the State or a state agency, except:
  - (1) pursuant to this section; or
  - (2) where it is specifically provided in an item of appropriation that the funds thereby appropriated or expenditures therein authorized may be used for the payment of such judgments.
- (b) The authorization provided by this subsection does not apply in those cases where the judgment order of the trial court was entered, or a settlement agreement was executed, prior to September 1, 1995. State agencies appropriated funds by this Act may expend funds appropriated elsewhere in this Act for the purposes of paying settlements and judgments against the state for causes brought in a federal court or a court in this state under specific statutory authority. Payments made pursuant to this subsection are subject to the following processes and limitations:
  - (1) such funds are to be paid out by the Comptroller on vouchers drawn by the agency settling the lawsuit or paying the judgment, subject to the approval of the Governor and of the Attorney General according to Subsection (d);
  - (2) for purposes of this subsection, "judgment" means a judgment order rendered in a federal court or a court in this state of competent jurisdiction for which an appeal or rehearing, or application therefor, is not pending and for which the time limitations for appeal or rehearing have expired;
  - (3) the payment of a settlement or judgment may not exceed \$250,000;
  - (4) the payment of the settlement or judgment would not cause the total amount of payments made by the payer agency for that fiscal year to exceed 10 percent of the total amount of funds available for expenditure by that agency for that fiscal year; and
  - (5) the payment of a settlement or judgment may be made only with a complete release from any and all related claims and causes against the State, and in the case of a judgment, the payment may be made only in full satisfaction of that judgment.
- (c) A state agency shall report a claim for property damage to the Attorney General not later

## GENERAL LIMITATIONS ON EXPENDITURES

(Continued)

than the second working day after the date the agency receives the claim. A state agency shall prepare a voucher for payment of a claim not later than the 10th working day after the date an agreement to settle the claim has been reached.

- (d) At least one-half of any amounts appropriated by an Act of any session of the Legislature subsequent to the 74th Legislature, Regular Session, in settlement of a judgment or in settlement of a cause of action brought against the State, shall be transferred from amounts appropriated to the involved agency for that fiscal year. The transfer requirement established by this subsection may be waived either in whole or in part by the Legislative Budget Board.
- (e) Payment of all judgments and settlements prosecuted by or defended by the Attorney General is subject to approval of the Attorney General as to form, content, and amount, and certification by the Attorney General that payment of the judgment or settlement is a legally enforceable obligation of the State. This subsection applies equally to funds appropriated for expenditure through the state treasury, as well as funds appropriated for expenditure from funds held in local banks.
- (f) The Attorney General shall report to the Legislative Budget Board and the Governor's Office of Budget and Planning not less than monthly, a listing of all settlements and judgments of more than \$5,000 submitted to the Comptroller for payment. The document for publication shall contain at least the following information unless all or part of the information is exempt by court order or Chapter 552, Government Code, (the Open Records Act):
  - (1) a summary of the cause of action;
  - (2) a summary of the terms of the settlement;
  - (3) the style of the case;
  - (4) the name and business address of each attorney representing the opposing litigants at the time of the settlement;
  - (5) the amount of the judgment or settlement;
  - (6) the fund or account from which payment was or should be made;
  - (7) the statutory citation for the appropriation or other authority to be made;
  - (8) specific statutes granting waiver of sovereign immunity or legislative resolution granting litigant permission to sue;
  - (9) the date of judgment or settlement; and
  - (10) other information as the Legislative Budget Board may request and in the form requested by the Legislative Budget Board.
- (g) The State Auditor may verify compliance with this section for all funds appropriated in this Act, including funds that are retained and expended from accounts held outside the state treasury and that are not subject to reimbursement through funds held in the state treasury. On verification that an agency has not obtained the Attorney General's approval prior to payment of a judgment or settlement, the State Auditor may certify such fact to the Comptroller. The Comptroller may withhold all appropriations for administrative expenses

## GENERAL LIMITATIONS ON EXPENDITURES (Continued)

for the involved agency, until the Legislative Audit Committee notifies the Comptroller that the agency's non-compliance has been reviewed and necessary recommendations or changes have been made.

**Sec. 9-6.35. Purchase of Insurance.** None of the funds appropriated by this Act may be expended for purchasing insurance to cover claims arising under the Chapter 101, Civil Practice and Remedies Code, (Texas Tort Claims Act). Notwithstanding the foregoing, a state agency may purchase director's or officer's liability insurance to cover claims arising under the Chapter 101, Civil Practice and Remedies Code, (Texas Tort Claims Act) with appropriated funds for the agency's appointed commission or board members and executive management staff.

**Sec. 9-6.36. Expenditures for Representatives of Grievants Prohibited.**

- (a) The funds appropriated by this Act may not be used to pay expenses for salary, travel, or per diem of a public employee who represents grievants in the presentation of grievances concerning wages, hours of work, or conditions of work.
- (b) Notwithstanding Subsection (a), a state employee may take annual leave, compensatory leave, or leave without pay, subject to the procedures established by the state employee's agency of employment, to engage in this activity.

**Sec. 9-6.37. Agricultural Soil and Water Conservation.** Appropriations made elsewhere in this Act to the Texas Water Development Board, State Soil and Water Conservation Board, Texas Agricultural Experiment Station, or the Texas Agricultural Extension Service out of the Agricultural Soil and Water Conservation Account No. 563 shall be allocated to each of those agencies in equal amounts.

**Sec. 9-6.38. Limitation on Expenditures for Purchases and Conversions of Alternative Fuel Vehicles.** A state agency, including an institution of higher education, that is required to meet the percentage requirements for vehicles capable of using alternative fuels under Chapter 2158, Government Code, may expend funds appropriated by this Act for the purpose of meeting the percentage requirements only if the agency purchases or converts a vehicle that uses the most cost-effective, fuel efficient and mechanically efficient alternative fuel source.

**Sec. 9-6.39. Performance Rewards and Penalties.**

- (a) It is the intent of the legislature that appropriations made by this Act be utilized in the most efficient and effective manner possible to achieve the intended mission of each state agency and institution. In order to achieve the objectives and service standards established by this Act, agencies and institutions shall make every effort to attain the designated key performance target levels associated with each item of appropriation.
- (b) To support and encourage the achievement and maintenance of these appropriated annual performance levels, continued expenditure of any appropriations in this Act shall be contingent upon compliance with the following provisions:
  - (1) Agencies and institutions, in coordination with the Legislative Budget Board, shall establish performance milestones for achieving targets within each annual budget and performance period; time frames for these milestones and the related performance reporting schedule shall be under guidelines developed by the Legislative Budget Board.



## GENERAL LIMITATIONS ON EXPENDITURES

(Continued)

- (2) Agencies and institutions shall provide testimony as to the reasons for any performance variances to the Senate Finance Committee and the House Appropriations Committee, as determined to be necessary by those committees; assessments of agency and institution performance shall be provided to the committees under guidelines and procedures developed by the Legislative Budget Board.
- (c) Upon a finding that an agency or institution has successfully met or exceeded performance expectations, or has failed to achieve expected performance levels, the Legislative Budget Board, and the Governor, may adopt a budget execution order, which may include but is not limited to, one or more of the following:
  - (1) Positive Incentives/Rewards - Increased funding, exemption from reporting requirements, increased funding transferability, formalized recognition or accolade, awards or bonuses, expanded responsibility, or expanded contracting authority;
  - (2) Negative Incentives/Redirection - Evaluation of outcome variances for remedial plan, reduction of funding, elimination of funding, restriction of funding, withholding of funding, reduction of funding transferability, transfer of functional responsibility to other entity, recommendation for placement in conservatorship, direction that a management audit be conducted or direction that other remedial or corrective actions be implemented.
  - (3) The Legislative Budget Board may develop rules and procedures for the implementation of the above provisions.
  - (4) The Legislative Budget Board may request from the State Auditor's Office comments regarding performance penalties and rewards.
- (d) To further foster, support, and reward outstanding performance, ongoing productivity improvements and innovative improvement programs, and to retain key high performing employees, qualified state agencies may expend amounts necessary from funds appropriated in this Act for the purposes of enhancing compensation for employees who directly contributed to such improvements. Only classified employees are eligible for enhanced compensation, and this award shall not exceed 6.8 percent of an employee's annual base pay. To be eligible for this provision, an agency must:
  - (1) Achieve or exceed targets for 80 percent of the established key performance measures:
    - (A) For fiscal year 2000, eligibility shall be determined by the Legislative Budget Board based on performance reported to the Automated Budgeting and Evaluation System of Texas (ABEST) for fiscal year 1999;
    - (B) For fiscal year 2001, eligibility shall be determined by the Legislative Budget Board based on performance reported to ABEST for fiscal year 2000; and
    - (C) Have an unqualified certification for at least 70% of its performance measures as shown by its most recent certification review by the State Auditor's Office; and as reflected in the "Summary Assessment of Agency Performance: Fiscal Year 1998" produced by the Legislative Budget Board and submitted to the Seventy-sixth Texas Legislature. If an agency has not been subject to this review, then the agency may submit a request for certification to the State Auditor's Office,

## GENERAL LIMITATIONS ON EXPENDITURES

(Continued)

accompanied by a self-assessment demonstrating that the agency has satisfied at least 70% of its performance measures. The request and accompanying information shall be prepared according to instructions provided by the State Auditor's Office. The State Auditor's Office shall review an agency's self-assessment and advise the Legislative Budget Board concerning whether the agency satisfies the criteria for eligibility under this section.

- (2) File a report with the Legislative Budget Board, Governor's Office of Budget and Planning, House Appropriations Committee, and Senate Finance Committee describing the success of the innovative program and criteria used to assess the improvements.
- (e) In addition to the provisions of this section, sixty days prior to implementation, qualified agencies are required to file a report with the Legislative Budget Board, Governor's Office of Budget and Planning, House Appropriations Committee, and Senate Finance Committee describing in detail how they intend to use this flexibility to further the goals of this section.

Sec. 9-6.40. **Performance Benchmarking.** It is the intent of the Legislature that selected state agencies and institutions of higher education subject to the strategic planning requirements of Government Code, Chapter 2056, engage in an internal performance benchmarking process which will provide for the identification and development of agency-specific performance benchmarks and their linkage to state-level benchmarks. The Governor's Office will recommend to the Legislative Budget Board which state agencies and institutions of higher education will engage in performance benchmarking during the 2000-01 biennium. These state agencies and institutions of higher education shall report on the results of their benchmarking processes in their strategic plans prepared for the 2001-2005 period pursuant to Government Code, Chapter 2056.

Sec. 9-6.41. **Customer Satisfaction Assessment.** It is the intent of the Legislature that selected state agencies and institutions of higher education identify the groups of individuals who could be deemed as "customers" of the services provided by the agency or institution and assess the level of satisfaction with the services provided by the agency or institution. The Governor's Office will recommend to the Legislative Budget Board which state agencies and institutions of higher education will conduct assessments of customer satisfaction during the 2000-01 biennium. These state agencies and institutions of higher education shall report the results of their assessments of customer satisfaction in their strategic plans prepared for the 2001-2005 period pursuant to Government Code, Chapter 2056.

Sec. 9-6.42. **Accounting Irregularities.** Upon a determination by the Comptroller of Public Accounts that an agency or an institution of higher education has inaccurately reported the expenditure of appropriated funds or has demonstrated other reoccurring accounting irregularities, the Comptroller of Public Accounts is hereby authorized to refer such agency or institution to the State Auditor to take appropriate action including, but not limited to, the implementation of a comprehensive financial audit of the agency or institution.

Sec. 9-6.43. **Activity Based Costing.** It is the intent of the Legislature that the following agencies 1) General Services Commission, 2) Texas Water Development Board, 3) Texas Workforce Commission, 4) Texas Department of Economic Development, and 5) Texas Cosmetology Commission shall implement recommendation CG-1 in *Challenging the Status Quo: Toward Smaller, Smarter Government*, the fifth report of the Texas Performance Review. The Comptroller's Office shall administer the project with the assistance of an ABC project management team comprised of representatives from the State Auditor's Office, the Comptroller's Office, the Legislative Budget

## GENERAL LIMITATIONS ON EXPENDITURES (Continued)

Board and the Governor's Office of Budget and Planning. The project management team will coordinate and develop a project plan, training curriculum, lay out agency processes to be analyzed, assist agencies in procuring software and consulting services and aid agencies in the implementation of ABC. A report detailing each agency's or institution's experience with activity based costing, including a conclusion by the project management team, shall be submitted to the legislature no later than January 15, 2001, to consider further expansion. The report shall include the true cost of purchasing goods and services by the agencies. The amount of \$250,000 for the biennium is hereby appropriated for this project. Each of the participating pilot agencies would receive \$50,000 for ABC consulting services and software from the General Revenue fund.

Sec. 9-6.44. **Bookkeeping Entries.** Should clerical or bookkeeping errors result in any moneys being expended, transferred, or deposited into incorrect funds in or with the state treasury or any moneys being cleared from a trust and suspense fund to other than the proper fund, such erroneously expended, transferred, deposited, or cleared moneys may be transferred to the correct funds or accounts or trust and suspense account within the state treasury on request of the administering department with the concurrence of the Comptroller, and so much as is necessary for said transfer is hereby appropriated.

Sec. 9-6.45. **Accounting for State Expenditures.**

- (a) Notwithstanding the various patterns of appropriation established in this Act, the Comptroller shall account for the expenditure of funds appropriated by this Act in a manner that allows for the reporting of expenditures attributable to each strategy in each agency's respective Strategic Planning and Budget Structure as approved by the Governor's Office of Budget and Planning and the Legislative Budget Board. The information shall be recorded and maintained systematically in the state accounting system in a manner that provides for the integration of the state's budget data and the state's accounting data and to facilitate the state's budget development process.
- (b) This section does not require the deposit into and subsequent disbursement of funds from the state treasury that relate to Texas Public Education Grants, Skiles Act Debt Service, or "local funds" defined in Section 51.009, Education Code, except for tuition and lab fees.

Sec. 9-6.46. **Grants.**

- (a) Funds appropriated by this Act for grants of money to be made by state agencies, including the agencies in the legislative branch, are appropriated for the statutory purposes as the grantor agency may specify. A state agency shall distribute grants on a reimbursement or as needed basis unless otherwise provided by statute or otherwise determined by the grantor agency to be necessary for the purposes of the grant.
- (b) Funds appropriated by this Act for grants to be made by a state agency for a particular fiscal year may be distributed in subsequent fiscal years so long as the grant has been awarded and treated as a binding encumbrance by the grantor agency prior to the end of the appropriation year of the funds appropriated for grant purposes. Distribution of the grant funds is subject to Section 403.071, Government Code.

Sec. 9-6.47. **Fee Increase Notification.** None of the funds appropriated by this Act may be expended by an agency which increases the rate of a fee assessed by that agency unless the agency provides a notice to the payer of the fee that the fee rate was set by the agency or its governing board and not mandated by the Legislature.

## GENERAL LIMITATIONS ON EXPENDITURES (Continued)

Sec. 9-6.48. **Prompt Payment for Interagency Goods and Services.** Any funds appropriated by this Act that are obligated pursuant to written agreement for payment by one state agency or institution to another state agency or institution for the exchange of goods or services shall be remitted within thirty (30) days after the goods or services are provided and an invoice is received. In the event that a receiving agency or institution does not accept the goods or services or finds an error in the invoice, the receiving agency or institution shall notify the performing agency or institution in writing as soon as possible within the 30-day period and shall make payment not less than ten (10) days after the problems are corrected or the error resolved to the satisfaction of both parties. If both parties are unable to agree on the amount of payment, the Comptroller shall determine the appropriate amount. However, in the event that written notice is not provided within the 30-day period, the Comptroller is hereby authorized to transfer the necessary funds upon request by the agency or institution providing the interagency goods and services from appropriated balances of the receiving agency or institution.

Sec. 9-6.49. **Prompt Payment Discounts.**

- (a) State agencies when purchasing goods and services including those purchased through or by the General Services Commission shall negotiate a prompt payment discount with the vendor.
- (b) All state agencies when paying for goods and services that were purchased under an agreement that included a prompt payment discount shall submit the necessary payment documents or information to the Comptroller with sufficient lead time to allow the Comptroller to generate a payment or warrant and for the agency to deliver the warrant to the vendor in time to take advantage of the prompt payment discount.

Sec. 9-6.50. **Reimbursements for Unemployment Benefits.**

- (a) At the close of each calendar quarter, the Texas Workforce Commission shall prepare a statement reflecting the amount of unemployment benefits paid to all former state employees based on wages earned from state employment and present it to the Comptroller. The Comptroller shall pay by warrant or transfer out of funds appropriated from the Unemployment Compensation Special Administration Fund Account No. 165 such amount to the Unemployment Compensation Benefit Account No. 937 to reimburse it for such payments.
- (b) The Unemployment Compensation Special Administration Fund Account No. 165 shall be reimbursed, for one-half of the unemployment benefits paid, from appropriations made in this Act to the state agency that previously employed each respective former state employee whose payroll warrants were originally issued in whole or part from the General Revenue Fund, dedicated General Revenue Fund accounts, or Other Special Funds. From information provided by the Texas Workforce Commission, the Comptroller shall determine the proportionate amount of the reimbursement or payment due from the General Revenue Fund, dedicated General Revenue Fund accounts, and Other Special Fund appropriations and transfer such amounts to the Unemployment Compensation Special Administration Fund Account No. 165. The amounts reimbursed pursuant to this subsection are hereby reappropriated to the Unemployment Compensation Special Administration Fund Account No. 165 for the purpose of reimbursing the Unemployment Compensation Benefit Account No. 937. The reimbursement requirements established by this subsection may be waived, either in whole or in part, by the Legislative Budget Board.

## GENERAL LIMITATIONS ON EXPENDITURES (Continued)

- (c) In addition to other reimbursement provided by this section, the Unemployment Compensation Special Administration Fund Account No. 165 shall be reimbursed, for one-half of the unemployment benefits paid, from amounts appropriated to the Reimbursements to the Unemployment Compensation Benefit Account item in this Act out of dedicated General Revenue Fund accounts or Other Special Funds and shall be fully reimbursed from funds held in local bank accounts, for all former state employees whose payroll warrants were originally issued in whole or part from dedicated General Revenue Fund accounts, Other Special Funds or local bank accounts, respectively. From information provided by the Texas Workforce Commission, the Comptroller shall determine the proportionate amount of the reimbursement or payment due from funds other than General Revenue and transfer such funds to the Unemployment Compensation Special Administration Fund Account No. 165. The amounts reimbursed from local funds pursuant to this subsection are hereby appropriated to the Unemployment Compensation Special Administration Fund Account No. 165 for the purpose of reimbursing the Unemployment Compensation Benefit Account No. 937. Such transfers and payments as are authorized under law shall be made not later than the 30<sup>th</sup> day after the date of receipt of the statement of payments due.
- (d) The Comptroller may prescribe accounting procedures and regulations to implement this section.
- (e) An agency, institution, department, commission, board, division, or other unit of state government is authorized to allocate funds to a revolving account created on its books to receive contributions from funds other than General Revenue based on a percentage-of-payroll assessment to be determined by such unit of government for the purpose of reimbursing the Unemployment Compensation Special Administration Fund Account No. 165 for the unemployment benefits paid.
- (f) The Comptroller, upon certification of amounts due from the Texas Workforce Commission, including the sources of such amounts due, may transfer funds from such state agencies or institutions or other units of state government as the Texas Workforce Commission certifies remain due more than 30 days from receipt of the statement of payments due. The Texas Workforce Commission shall also determine the amounts due from funds held outside the state treasury and notify the State Auditor and Comptroller of such amounts.

### Sec. 9-6.51. **Reimbursements for Workers' Compensation Payments.**

- (a) At the close of each fiscal quarter, the State Office of Risk Management shall prepare a statement reflecting the amount of workers' compensation benefits paid to, or on behalf of, former and current state employees based on wages earned from state employment and present it to the Comptroller.
- (b) The General Revenue Fund shall be reimbursed, for 25 percent of the workers' compensation benefits paid out of strategy item A.1.1., Workers' Comp Payments, from appropriations made elsewhere in this Act to the state agency that previously employed or currently employs each former or current state employee whose payroll warrants were originally issued in whole or in part from the General Revenue Fund, dedicated General Revenue Fund accounts, or Other Special Funds. From information provided by the State Office of Risk Management, the Comptroller shall determine the proportionate amount of the reimbursement or payment due from the General Revenue Fund, dedicated General Revenue Fund accounts, and Other Special Fund appropriations and transfer such amounts to the General Revenue Fund. The

## GENERAL LIMITATIONS ON EXPENDITURES

(Continued)

amounts reimbursed pursuant to this subsection are hereby reappropriated for the purpose of paying workers' compensation benefits out of strategy item A.1.1., Workers' Comp Payments, for current and former state employees. The reimbursement requirements established by this subsection may be waived, either in whole or in part, by the Legislative Budget Board.

- (c) In addition to other amounts, the General Revenue Fund shall be reimbursed, for 75 percent of the workers' compensation benefits paid, from balances in dedicated General Revenue Fund accounts and in Other Special Funds, and shall be fully reimbursed from funds held in local bank accounts, for all former and current state employees whose payroll warrants were originally issued in whole or in part from dedicated General Revenue Fund accounts, Other Special Funds or local bank accounts, respectively. From information provided by the State Office of Risk Management, the Comptroller shall determine the proportionate amount of the reimbursement or payment due from funds other than General Revenue and transfer such funds to the General Revenue Fund. Twenty-five percent of the amounts reimbursed from local funds pursuant to this subsection are hereby appropriated for the purpose of paying workers' compensation benefits out of strategy item A.1.1., Workers' Comp Payments, for current and former state employees.
- (d) Transfers and payments as are authorized under law shall be made not more than 30 days from receipt of the statement of payments due.
- (e) The Comptroller may prescribe accounting procedures and regulations to implement this section.
- (f) An agency, institution, department, commission, board, division, or other unit of state government is authorized to allocate funds to a revolving account created on its books to receive contributions from funds other than General Revenue based on a percentage-of-payroll assessment to be determined by such unit of government for the purpose of reimbursing the General Revenue Fund for the workers' compensation paid.
- (g) The Comptroller on certification of amounts due from the State Office of Risk Management, including the sources of such amounts due, may transfer funds from such state agencies or institutions or other units of state government as the State Office of Risk Management certifies remain due more than thirty days from receipt of the statement of payments due. The State Office of Risk Management shall also determine the amounts due from funds held outside the state treasury and notify the State Auditor and Comptroller of such amounts.

### Sec. 9-6.52. **Statewide Capital Planning.**

- (a) An agency or institution of higher education appropriated funds by this Act shall supply to the Bond Review Board capital planning information relating to projects subject to this section and financing options for the 2002-03 fiscal biennium in a format and according to guidelines developed by the Bond Review Board. Such information shall include:
  - (1) a description of the project or acquisition;
  - (2) the cost of the project;
  - (3) the anticipated useful life of the project;
  - (4) the timing of the capital need;
  - (5) a proposed source of funds (method of financing);
  - (6) a proposed type of financing; and
  - (7) any additional related information requested by the Bond Review Board.

## GENERAL LIMITATIONS ON EXPENDITURES (Continued)

- (b) The Bond Review Board shall compile a statewide capital expenditure plan for the 2002-03 fiscal biennium from the information submitted by agencies and institutions in accordance with the capital planning guidelines. Copies of the guidelines shall be filed with the Governor's Office of Budget and Planning and the Legislative Budget Board no later than December 31, 1999. The Bond Review Board shall file copies of the capital expenditure plan for the period beginning September 1, 2001 with the Governor's Office and the Legislative Budget Board no later than September 1, 2000.
- (c) The statewide capital plan required by this section shall identify the state's capital needs and alternatives to finance these needs. The Bond Review Board shall review input from all state agencies and institutions regarding the agencies' and institutions' current and future capital needs as part of the strategic planning process. The Bond Review Board shall inform the Legislature on the possible budget impact of the capital plan on the state's debt capacity.
- (d) This section applies to each anticipated state project requiring capital expenditures for:
  - (1) land acquisition;
  - (2) construction of building and other facilities;
  - (3) renovations of buildings and other facilities estimated to exceed \$1 million in the aggregate for a single state agency or institution of higher education; or
  - (4) major information resources projects estimated to exceed \$1 million.

Sec. 9-6.53. **Consolidated Funds.** Contingent on the enactment of legislation relating to the dedication of funds, the Comptroller, on approval of the Legislative Budget Board, may change an applicable agency's method of financing source name as provided in this Act to reflect changes made by the other legislation that affects the status of the funding source. No change in the amount of the appropriation would be affected by this change.

Sec. 9-6.54. **Cost of Medications.** When expending funds appropriated by this Act for medications, the following agencies may employ strategies to limit medication costs, including negotiating favorable prices with suppliers, participating in pharmaceutical company-sponsored pilot programs, participating in public health pricing initiatives, participating in the Vendor Drug Program operated by the Department of Health, and employing generic equivalents when indicated. By September 1, 2000, each agency expending funds appropriated by this Act for medications shall submit a report to the Legislative Budget Board and the Governor, documenting its efforts to manage medication costs:

- (1) Department of Health;
- (2) Department of Mental Health and Mental Retardation;
- (3) Department of Criminal Justice;
- (4) Texas Youth Commission;
- (5) University of Texas Medical Branch at Galveston;
- (6) University of Texas M.D. Anderson Cancer Center;
- (7) University of Texas Health Science Center at Houston; and
- (8) Texas Tech University Health Sciences Center.

Sec. 9-6.55. **Purchasing of Pharmaceuticals.** An agency appropriated funds for the purpose of the purchase of pharmaceutical products may establish a preference for the purchase of those pharmaceutical products from a manufacturer that voluntarily participates in the Department of Health's Vendor Drug Rebate Program for the Chronically Ill and Disabled Children's Program and the Kidney Health Care Program.

## GENERAL LIMITATIONS ON EXPENDITURES (Continued)

Sec. 9-6.56. **Radio Conversion.** No funds appropriated to Article V agencies, the General Land Office, the Parks and Wildlife Department, or the Texas Department of Transportation for radio conversion may be spent by the agency unless the equipment meets FCC mandates for future spectrum efficiency and is compatible with federal and state communications systems. Prior to the expenditure of any funds, the agency must first develop a coordinated plan approved by the Statewide Radio System Task Force.

### **PART 7. REPORTING REQUIREMENTS**

#### **Sec. 9-7.01. Budgeting and Reporting.**

- (a) As a limitation and restriction upon appropriations made by this Act, agencies and institutions of higher education appropriated funds by this Act may expend funds only if there is compliance with the following provisions:
- (1) On or before November 1 of each fiscal year, an itemized budget covering the operation of that fiscal year shall be filed with the Governor's Office of Budget and Planning, the Legislative Budget Board, the Comptroller of Public Accounts and Legislative Reference Library in the format prescribed jointly by both budget offices.
  - (2) All subsequent amendments to the original budget shall be filed with the Governor's Office of Budget and Planning and the Legislative Budget Board within thirty (30) days of approval of such amendments unless such reporting requirement is waived.
  - (3) Under guidelines developed by the Legislative Budget Board, each agency shall file a report with the Legislative Budget Board, the Governor's Office of Budget and Planning, the Legislative Reference Library, the state publications clearinghouse of the Texas State Library, and the appropriate substantive committees of the House and Senate analyzing its performance relative to the attainment of stated outcome, output and efficiency targets of each funded goal and strategy. The report shall be submitted at such intervals required by the Legislative Budget Board and shall contain a comparison of actual performance for the reporting period with targeted performance based on the level of funding appropriated. In developing guidelines for the submission of agency performance reports, the Legislative Budget Board (in consultation with the Governor's Office of Budget and Planning) shall:
    - (A) specify the measures to be reported including the key performance measures established in this Act;
    - (B) approve the definitions of measures reported; and
    - (C) establish standards for and the reporting of variances between actual and targeted performance levels.
  - (4) The Legislative Budget Board (in consultation with the Governor's Office of Budget and Planning) may adjust projected performance target levels, develop new measures, modify or omit existing measures and measure definitions, and/or transfer measures between agencies, goals or strategies to reflect appropriation changes made by riders or other legislation subsequent to passage of this Act, invocation of budget execution authority by the Governor and the Legislative Budget Board, or as unforeseen circumstances may warrant during the biennium.



## REPORTING REQUIREMENTS (Continued)

- (5) To ensure that the Program and Cost Accounting functions of the Uniform Statewide Accounting System (USAS) are maximized, it is the intent of the Legislature that the Legislative Budget Board and the Governor's Office of Budget and Planning:
    - (A) determine the agencies, institutions, goals, strategies or other reporting units for which cost accounting data is required;
    - (B) approve the basis for calculating and allocating costs to selected functions, tasks or measures;
    - (C) determine the frequency of reporting cost accounting data needed; and
    - (D) provide for the integration of cost accounting data into the budget development and oversight process.
  - (6) The determinations to be made should be based upon due consideration of the relative benefits and cost-effectiveness of applying cost accounting requirements to a given state operation.
- (b) It is further the intent of the Legislature that the Comptroller of Public Accounts develop and provide USAS training modules and support for state agencies and institutions to activate the cost accounting requirements addressed above.

**Sec. 9-7.02. Report of Expenditures by County.** The Comptroller of Public Accounts shall prepare an annual report reflecting expenditures by state agencies for each county. The report shall include appropriate information to both summarize total expenditures by agency by county, and reflect the type of expenditures by object or other arrangement as determined by the Comptroller. To the extent possible, all expenditures from funds held in the state treasury shall be reported on an actual basis reflecting the county where the goods or services were delivered. However, in situations where it may not be possible or practical to accurately determine the correct county, such as debt service payments, employee fringe benefits, etc., the Comptroller shall estimate the expenditures by county. All state agencies shall cooperate as necessary with the Comptroller in providing necessary information to enable the timely completion of the report. A copy of each report shall be filed with the Governor, Lieutenant Governor, Speaker of the House of Representatives, and Legislative Budget Board no later than December 1 of each year.

**Sec. 9-7.03. Acknowledgment of Exceptions to Certain Purchases.** The Legislature directs the General Services Commission to notify the board and commission members, agency heads and elected officials of all state agencies including institutions of higher education that the Commission, pursuant to Section 2155.067, Government Code, has taken exception to the respective agency's decision to purchase any good, service, or item on a non-competitive basis.

**Sec. 9-7.04. Annual Reports and Inventories.**

- (a) None of the moneys appropriated by this Act may be expended after November 20<sup>th</sup> following the close of the fiscal year unless an annual report has been filed by the executive head of each department or agency specified in this Act in accordance with Section 2101.011, Government Code.
- (b) The State Auditor shall certify to the Comptroller any departments that have not filed the

## REPORTING REQUIREMENTS (Continued)

required annual report within the specified time, and the Comptroller shall withhold any appropriations for expense reimbursements for the heads or any employees of such departments or agencies as are on this certified list until the State Auditor notifies the Comptroller that the delinquent reports have been filed. The words "heads of departments or agencies" as used in this Section shall mean the elected and appointed officials, members of commissions, boards, etc., and the chief administrative officer of such department, board, commission, bureau, office, or agency of the state for which appropriations are made in this Act.

### Sec. 9-7.05. **Contract Notification.**

- (a) An agency or institution shall provide written notification, on a form prescribed by the Legislative Budget Board, to the Legislative Budget Board, not later than the 10th day after a state agency or institution of higher education enters into:
  - (1) a contract for consulting services as defined by Section 2254.021(1), Government Code;
  - (2) a contract for professional services as defined by Section 2254.002(2), Government Code;
  - (3) a construction contract; or
  - (4) a contract for major information systems.
- (b) The notification requirement established by this section also applies to an amendment, modification, renewal or extension of a contract subject to this section.
- (c) The notification requirement established by this section does not apply to a contract for which the total value does not exceed \$14,000, including amendments, modifications, renewals and extensions, or to a professional services contract for medical or optometric services.
- (d) In this section "major information system" includes:
  - (1) computers that costs more that \$100,000;
  - (2) a service related to computers, including computer software that costs more that \$100,000;
  - (3) a telecommunications apparatus or device that serves as a component of a voice, data, or video communications network for transmitting, switching, routing, multiplexing, modulating, amplifying, or receiving signals on the network that costs more than \$100,000.

Sec. 9-7.06. **Preference to Texas Products.** It is the intent of the Legislature that all state agencies making purchases of goods or services give preference to those goods or services provided in this state or offered by Texas bidders if the cost to the state and quality of goods or services are equal.

## REPORTING REQUIREMENTS

(Continued)

Sec. 9-7.07. **Notification to Members of the Legislature.** An agency shall provide notification to affected members of the Legislature prior to the public announcement of the closing of any agency field offices.

### Sec. 9-7.08. **Reporting Requirements: Temporary Assistance for Needy Families (TANF) Federal Funds.**

- (a) In this section:
  - (1) "Single State Agency" means the agency designated to administer TANF.
  - (2) "TANF" means temporary assistance for needy families.
- (b) A state agency appropriated TANF federal funds shall report to the single state agency for TANF, all federal, state, and local expenditures, administrative expenditures in relation to the 15 percent federal ceiling, related caseload data, and work participation rates on a quarterly basis to ensure compliance with federal provisions and the state maintenance of effort.
- (c) The single state agency for TANF shall compile a report of the information and submit it to the Legislative Budget Board and the Office of the Governor by September 1, December 1, March 1, and June 1 of each year of the biennium. Each report submitted to the Legislative Budget Board and the Office of the Governor pursuant to this section must be accompanied by supporting documentation as specified by the Legislative Budget Board and the Office of the Governor.

Sec. 9-7.09. **Reporting Requirements: Child Care and Development Fund (CCDF).** The Texas Workforce Commission, in cooperation with the Department of Protective and Regulatory Services, shall submit a quarterly report to the Legislative Budget Board and the Office of the Governor regarding all federal, state and local expenditures on child care, including administrative expenditures in relation to the 5 percent federal ceiling. Each report shall be submitted on September 1, December 1, March 1, and June 1 of each year of the biennium and must be accompanied by supporting documentation as specified by the Legislative Budget Board and the Office of the Governor.

## PART 8. OTHER APPROPRIATION AUTHORITY

### Sec. 9-8.01. **Acceptance of Gifts of Money.**

- (a) A gift or bequest of money to a state agency named in this Act, including the legislative branch, that has specific authority to accept gifts is appropriated to the agency designated by the grantor and for the purpose the grantor may specify, subject to Subsections (b), (c), and (d).
- (b) Unless exempted by specific statutory authority, a gift or bequest of money shall be:
  - (1) deposited into the state treasury, and
  - (2) expended in accordance with the provisions of this Act.
- (c) A gift or bequest to a state agency may not be transferred to a private or public development fund or foundation, unless written permission for the transfer is given by the donor of the gift or representative of the estate. An account of all such letters of written permission and

**OTHER APPROPRIATION AUTHORITY**  
(Continued)

transfers of gifts or bequests shall be kept by the agency and shall be reported to the State Auditor.

- (d) An unexpended balance, from a gift or bequest, remaining at the end of a fiscal year is hereby reappropriated for use during the following fiscal year for the purpose provided by the grantor.

**Sec. 9-8.02. Federal Funds/Block Grants.**

- (a) All funds received from the United States government by a state agency or institution named in this Act are hereby appropriated to the agency for the purposes for which the federal grant, allocation, aid, payment, or reimbursement was made subject to the provisions of this section.
- (b) Except for an institution of higher education, federal funds:
  - (1) including unexpended balances, shall be deposited to and expended from the specific appropriation item identified in this Act; and
  - (2) may not be expended for a strategy or function other than a strategy or function that has been reviewed by the Seventy-sixth Legislature and authorized by specific language in this Act or encompassed by an agency's budget structure as established by this Act.
- (c) As applicable, federal reimbursements received for expenditures previously made or services performed on behalf of federal programs from state funds shall be credited by the Comptroller to the fund from which the expenditure was originally made. The credit shall be to the agency's current appropriation item or accounts from which the expenditures of like character were originally made and are hereby reappropriated. Reimbursements received from employee benefits paid from General Revenue Fund appropriations of other administering agencies shall be deposited to the unappropriated General Revenue Fund.
- (d) A position created for administration of federal grant programs shall be phased out upon discontinuance of the particular federal grant for which it was authorized.
- (e) Annual reports showing federal funds received and their intended usage shall be filed by the Governor's Budget and Planning Office with the presiding officers of both houses of the Legislature for referral to appropriate standing committees for review.
- (f) Agencies subject to Chapter 654, Government Code (the Position Classification Act) will make federal grant employment in accordance with the provisions of that Act in positions listed in, or otherwise authorized by, this article.
- (g) In order to maximize the amount of federal alcohol and drug abuse funds that might become available to the Texas Commission on Alcohol and Drug Abuse, state funds used by a state agency to provide alcohol and drug abuse services may be counted towards any required state matching contribution for such federal funds.
- (h) In the event that federal programs that authorize federal funds included in this Act are eliminated, consolidated, or replaced with new federal programs and funding authorization or block grants, or the federal funds appropriated to agencies are reduced, any reduction or

## OTHER APPROPRIATION AUTHORITY (Continued)

reallocation of federal funds will be distributed across affected agencies and programs to pattern the strategies and programs included in this Act to the extent possible without restricting the state's ability to receive federal funds, in accordance with a plan adopted by the designated single state agency or otherwise by each affected agency. An agency shall provide a copy of the plan to the Legislative Budget Board and the Governor.

### Sec. 9-8.03. **Reimbursements and Payments.**

- (a) Any reimbursements received by an agency of the state for authorized services, including contractual agreements with a non-governmental source or any unit of government, including state, federal, or local government, and any payments to an agency of the state government made in settlement of a claim for damages, are hereby appropriated to the agency of the state receiving such reimbursements and payments for use during the fiscal year in which they are received. Revenues specifically established by statute on a fee or service provided basis are not appropriated by this section and are available for expenditure by the collecting agency only if appropriated elsewhere in this Act.
- (b) Forfeited money, proceeds from the sale of forfeited property or similar monetary awards related to the agency's participation in the seizure of controlled substances or other contraband are hereby appropriated to the receiving state agency, unless distribution is otherwise provided by statute or specific provision of this Act.
- (c) Except as provided elsewhere in this Act, net amounts of money received by an agency as a result of tax seizures or other similar recoveries authorized by statute shall be deposited in the state treasury as unappropriated revenues to the funds or accounts authorized by statute.
- (d) The portion of proceeds representing recoveries of costs incurred in forfeitures under Subsection (b) or, seizures or similar recoveries under Subsection (c) are appropriated to the receiving agency. Such cost recoveries include court costs, attorney fees, rentals or storage fees, auction and sale costs, preparation costs to condition property for sale, and salaries, travel, and other overhead costs of the agency.
- (e) The reimbursements and payments received under Subsection (a) shall be credited by the Comptroller to the agency's current appropriation items or accounts from which the expenditures of like character were originally made, or in the case of damage settlements to the appropriation items or accounts from which repairs or replacements are made; provided, however, that any refund of less than fifty dollars (\$50) to an institution of higher education for postage, telephone service, returned books and materials, cylinder and container deposits, insurance premiums and like items, shall be deposited to the current fund account of the institution in the state treasury and such funds are hereby reappropriated.

Sec. 9-8.04. **Surplus Property.** Receipts to any agency of the state government specified in this Act received from the sale of surplus property, equipment, livestock, commodities, or salvage pursuant to the provisions of Chapter 2175, Government Code, are hereby appropriated to the state agency for expenditure during the fiscal year in which the receipts are received. Receipts from such surplus and salvage sales shall be credited to the appropriation item from which like property, equipment, livestock, or commodities would be purchased.

**OTHER APPROPRIATION AUTHORITY**  
(Continued)

Sec. 9-8.05. **Refunds of Deposits.**

- (a) Any money deposited into the state treasury which is subject to refund as provided by law shall be refunded from the fund into which the money was deposited, transferred, or otherwise credited, and so much as is necessary for said refunds is hereby appropriated.
- (b) Unless another law, or section of this Act, provides a period within which a particular refund claim must be made, funds appropriated by this Act may not be used to pay a refund claim made under this section after four years from the latest date on which the amount collected or received by the state was due, if the amount was required to be paid on or before a particular date. If the amount was not required to be paid on or before a particular date, a refund claim may not be made after four years from the date the amount was collected or received. A person who fails to make a refund claim within the period provided by law, or this provision, may not receive payment of a refund under this section.
- (c) As a specific limitation to the amount of refunds paid from funds appropriated by this Act during the 2000-01 biennium, the Comptroller may not approve claims or issue warrants for refunds in excess of the amount of revenue estimated to be available from the tax, fee, or other revenue source during the biennium according to the Biennial Revenue Estimate of the Comptroller used for certification of this Act. Any claim or portion of a claim that is in excess of this limitation shall be presented to the next legislature for a specific appropriation in order for payment to be made. The limit provided by this subsection does not apply to any taxes or fees paid under protest.

Sec. 9-8.06. **Vending Machines Authorized.** Except in those areas which are now served by vendors operating under supervision of the Texas Commission for the Blind, vending machines may be placed on state-owned or leased property or in state-owned or leased buildings only with the approval of the governing boards or commissions and such approval shall be recorded in the minutes of the body. A copy of the contract shall be filed with the General Services Commission showing the location within the agency and the terms of the contract. Proceeds, net revenues, rentals, or commissions received shall be accounted for as state revenue and the amount so collected is hereby appropriated to the institution, board, commission, or agency for use as directed by the board or commission authorizing the installation. The amount of such proceeds, net revenues, rentals, or commissions and disposal of such funds shall be included in the annual report of the state agency as required elsewhere in this Act. Vending machines located in areas or buildings now being serviced by vendors under the supervision of the Texas Commission for the Blind must be operated under a joint contract with the machine owners and the vendors operating under the supervision of the Texas Commission for the Blind.

Sec. 9-8.07. **Pay Station Telephones Authorized.** Pay station telephones may be located in the capitol area only with the approval of the General Services Commission and the net proceeds of such installations shall be collected and deposited to the General Revenue Fund by the General Services Commission. In other areas pay telephones may be located in state-owned or leased buildings or on state-owned land only with the approval of the governing board or commission and the net proceeds shall be collected and accounted for as state revenue and the amount so collected is hereby appropriated for use by the agency as determined by the governing board or commission. The amount of net proceeds and disposal of such funds shall be included in the annual report of the state agency as required elsewhere in this Act.

Sec. 9-8.08. **Appropriation of Collections for Seminars and Conferences.** All funds collected for the reimbursement of costs directly associated with the conducting of seminars, conferences, or

## OTHER APPROPRIATION AUTHORITY (Continued)

clinics that directly relate to the legal responsibilities and duties of the agency and that are for the purposes of education, training, or informing employees or the general public are hereby appropriated for the necessary expenses incurred in conducting the seminar; provided, however, all applicable laws, and rules and regulations for the acquisition of goods and services for the state shall apply to the expenditures. Any unexpended balances remaining as of August 31, 1999, in an appropriation made by Article IX, Section 112, of H.B. 1, Seventy-fifth Legislature, Regular Session, 1997, are hereby reappropriated for the same purpose.

Sec. 9-8.09. **Appropriation of Bond Proceeds.** The proceeds from the issuance and sale of bonds or other obligations pursuant to the provisions of Articles 601d and 601d-1, V.T.C.S., are appropriated to the state agency to whose account the proceeds are deposited or credited. Proceeds include interest and investment income.

Sec. 9-8.10. **CMIA Interest Payments.**

- (a) There is hereby appropriated to the Comptroller for the biennium ending August 31, 2001 sufficient general revenue monies for the payment of interest due the federal government under the federal Cash Management Improvement Act of 1990 (31 U.S.C. Section 6501 et seq.).
- (b) An amount equal to the amount of interest payments made from general revenue on behalf of special funds or accounts as a result of the federal Cash Management Improvement Act of 1990 is hereby appropriated from special funds. The comptroller shall transfer from each special fund or account to general revenue, an amount equal to the amount of interest paid on behalf of each special fund or account.

Sec. 9-8.11. **Appropriation of Disproportionate Share Hospital Payments to State Owned Hospitals.** Disproportionate Share Hospital Program payments from the Texas Department of Health to state owned hospitals are appropriated to the receiving state agency/hospital as replacement funding for funds transferred to the Texas Department of Health and are subject to the accounting provisions as required by the Comptroller including deposits to the fund or account from which the original source of transfers to the Texas Department of Health was made.

Sec. 9-8.12. **Appropriation of Receipts: Credit Card Service Fees.** Any fee receipts assessed by an agency for the use of a credit card to pay a fee or penalty, as may be authorized by law, are hereby appropriated to that agency for the purpose of paying the service charge assessed by the credit card issuer.

## PART 9. EQUAL OPPORTUNITY PROVISIONS

Sec. 9-9.01. **Discriminatory Practices.** None of the funds appropriated by this Act shall be expended by agencies which practice discrimination based on race, creed, sex or national origin. The State Attorney General shall be specifically responsible for the enforcement thereof upon the request of the Governor.

Sec. 9-9.02. **Goods or Services Provided by Texans with Disabilities.** State agencies and institutions covered by this Act are encouraged to fully utilize appropriated funds to purchase products and services provided by Texans with disabilities under the provisions of Chapter 122, Human Resources Code.

## EQUAL OPPORTUNITY PROVISIONS (Continued)

### Sec. 9-9.03. **Contracting with Historically Underutilized Businesses.**

- (a) It is the intent of the Legislature that any qualified business should have access to compete for business from the state.
- (b) It is the intent of the Legislature that this section apply to any appropriation made by this Act to state agencies and institutions of government.
- (c) In this section "historically underutilized business" means an entity with its principal place of business in Texas and which is:
  - (1) a corporation formed for the purpose of making a profit in which at least 51 percent of all classes of the shares of stock or other equitable securities are owned by one or more persons who are economically disadvantaged because of their identification as members of certain groups, including Black Americans, Hispanic Americans, women, Asian Americans, and Native Americans, and have suffered the effects of discriminatory practices or similar insidious circumstances over which they have no control; and have a proportionate interest and demonstrate active participation in the control, operation, and management of the corporation's affairs;
  - (2) a sole proprietorship created for the purpose of making a profit that is 100 percent owned, operated, and controlled by a person described by Subdivision (1) of this subsection;
  - (3) a partnership formed for the purpose of making a profit in which 51 percent of the assets and interest in the partnership is owned by one or more persons who are described by Subdivision (1) of this subsection and have a proportionate interest and demonstrate active participation in the control, operation, and management of the partnership's affairs;
  - (4) a joint venture in which each entity in the joint venture is a historically underutilized business under this subsection; or
  - (5) a supplier contract between a historically underutilized business under this subsection and a prime contractor under which the historically underutilized business is directly involved in the manufacture or distribution of the supplies or materials or otherwise warehouses and ships the supplies.
- (d) In this section "Commission" means the General Services Commission.
- (e) It is the intent of the Legislature that the Commission adopt rules based on the results of the "State of Texas Disparity Study, A Report to the Texas Legislature as Mandated by H.B. 2626, 73<sup>rd</sup> Legislature, December, 1994" (prepared by National Economic Research Associates, Inc.). All state agencies and institutions of higher education shall adopt the Commission rules. Each state agency and institution of higher education shall make a good faith effort to increase purchases and contract awards to historically underutilized businesses based on the rules adopted by the Commission to implement the disparity study.
- (f) It is the intent of the Legislature that state agencies and institutions of higher education shall report to the commission the following information, classified by group status as defined in Subsection (c)(1) above and by gender:



## EQUAL OPPORTUNITY PROVISIONS (Continued)

- (1) the total dollar amount of purchases and payments made under contracts awarded to historically underutilized businesses;
  - (2) the number of businesses participating in state bond issuances, if applicable;
  - (3) the number of businesses used in acquiring, constructing, or equipping state facilities or operating state programs with funds appropriated by this Act; and
  - (4) the number of historically underutilized businesses submitting bids and/or proposals for the acquisition, construction, equipping, or operational implementation of state facilities or programs.
- (g) It is the intent of the Legislature that all state agencies and institutions of higher education appropriated funds by this Act shall report to the Commission and Comptroller all non-treasury funds spent with historically underutilized businesses in accordance with the reporting required in Chapter 2161, Government Code.
- (h) It is the intent of the Legislature that all state agencies and institutions of higher education include in their agency strategic plan, a plan for increasing the use of historically underutilized businesses in purchasing and construction contracting. The State Auditor shall report to the Commission a state agency that is not complying with Section 2161.123, Government Code. In determining whether an agency is making a good faith effort to comply, the State Auditor shall consider whether the agency has adopted rules and procedures governing the agency's historically underutilized business contract awards in accordance with the Commission goals, used the Commission's list and other sources to identify historically underutilized businesses that can and are available to meet agency needs, and made marketing and outreach efforts to historically underutilized businesses.
- (i) It is the intent of the Legislature that the State Auditor shall, in cooperation with the Commission, develop procedures to periodically monitor compliance by state agencies with Section 2161.123, Government Code. If an agency is found by the state auditor not to be in compliance, the Commission shall assist the agency in regaining compliance status. However, if the agency does not achieve compliance within a twelve month period, the Legislative Budget Board may revoke purchasing authority that the commission delegated to the agency under Sections 2155.131 or 2155.133, Government Code. If the Legislative Budget Board revokes an agency's delegated purchasing authority under this subsection, the comptroller may consider that fact an emergency requiring a transfer from the agency's appropriated funds to the commission appropriated funds of an amount equal to the cost the commission will incur in performing the functions formerly delegated to the agency as determined by the Legislative Budget Board.
- (j) It is the intent of the Legislature that when determining whether a public need exists for the continuation of a state agency or its advisory committees or for the performance of the functions of the agency or its advisory committees, the Sunset Advisory Commission shall consider the extent to which the agency has complied with requirements of state law or state agency rules regarding purchasing goals and programs for historically underutilized businesses.
- (k) It is the intent of the Legislature that a political subdivision of the state that receives state funds may establish a program to increase the participation of historically underutilized,

## EQUAL OPPORTUNITY PROVISIONS (Continued)

disadvantaged, minority-owned and/or women-owned businesses as contractors and/or subcontractors on contracts with the political subdivision. To the extent permissible under the United States Constitution, such governing body may develop and implement goals based on any evidence, including an independent study, for the participation of such businesses as contractors and/or subcontractors.

- (1) This section is an expression of the intent of the Legislature and does not negate a power granted by general law.

### PART 10. OTHER PROVISIONS

Sec. 9-10.01. **Employee Meal Authorization.** State agencies providing institution-based services, including the Texas Department of Criminal Justice, the Texas Department of Mental Health and Mental Retardation, the Texas Youth Commission, the Texas School for the Blind and Visually Impaired, and the Texas School for the Deaf, may provide meals to employees working in institutional settings and may charge a fee at costs established by the agencies that does not exceed the direct and indirect costs of preparation.

Sec. 9-10.02. **Bank Fees and Charges.** From interest income appropriated by this Act, amounts may be used for the purpose of paying bank fees and charges as necessary.

Sec. 9-10.03. **Telecommunication Revolving Account.** All moneys paid into this account in accordance with the provisions of Chapter 2170, Government Code, are hereby appropriated and may be expended for the purposes set out in Chapter 2170, Government Code. This includes services such as planning, development of requests for information and proposals and contract negotiations. The balance in this account as of August 31, 1999, not to exceed \$18 million, is hereby reappropriated and may be expended for those same purposes.

Sec. 9-10.04. **Centralized Capitol Complex Telephone System.**

- (a) This section shall apply to state departments and agencies in the Capitol Complex area utilizing the state-owned Centralized Telephone Service of the General Services Commission.
- (b) Upon certification by the General Services Commission as to the pro rata share of the system for each using agency, a reimbursement to the General Services Commission shall be accomplished by the most efficient and expeditious procedure possible including the elimination of warrant issuance when feasible. Funds applicable to the state-owned Centralized Telephone Service shall be maintained in the Telecommunication Revolving Account but specifically identified. The Telecommunication Revolving Account shall be utilized as the depository for specific appropriations, reimbursements from using agencies, and shall be a source of funds to purchase, installment purchase, lease or otherwise acquire services, supplies, and equipment and to pay salaries, wages, and other costs directly attributable to the provisions and operations of the system.

Sec. 9-10.05. **Use of TEX-AN Network.** The Legislature instructs state agencies to use the Texas Agency Network (TEX-AN) to the fullest extent possible. Funds appropriated by this Act to state agencies as defined in Section 2151.002, Government Code, shall not be expended for the acquisition of intercity telecommunications facilities or services until a determination has been made by the Telecommunications Planning Group (TPG) that the agency requirement for intercity

## OTHER PROVISIONS (Continued)

telecommunications cannot be met by the TEX-AN network. State agencies shall not enter into or renew contracts with carriers or other providers of intercity telecommunications facilities or services without obtaining waivers from the TPG certifying that the requested intercity telecommunications requirements cannot be provided at reasonable costs on the TEX-AN network. Waiver requests will be evaluated by the TPG based on cost-effectiveness to the entire State of Texas. Waivers may be granted for specific periods of time and automatically expire upon the expiration date unless an extension is approved by the TPG. Contracts for services obtained under waiver shall not extend beyond the expiration date of the waiver.

Sec. 9-10.06. **Unlisted Telephone Numbers Prohibited.** None of the funds appropriated by this Act shall be expended by any state agency, official or employee thereof, for the payment or rental or toll charges on telephones which are not listed or available from "Information Operators" at telephone exchanges. This section shall not prohibit unlisted telephone numbers used in providing access to computers, telephone system control centers, long distance networks, elevator control systems, and other tone controlled devices where restricted access to the telephone number is justified for security or other purposes, or in narcotic undercover operations or in detection of illegal sales of securities under the Securities Act.

Sec. 9-10.07. **In-kind Gas Program.** Under the authority of Subchapter H, Chapter 31 of the Natural Resources Code, the General Land Office shall review and approve any contract entered into by a state agency for the acquisition of an annual average of 100 MCF per day or more of natural gas used to meet its energy requirements. If the General Land Office is able to substitute a contract using in-kind royalty gas from state-owned lands or other gas for the contract under which the agency acquires or proposes to acquire its natural gas supplies, the General Land Office shall, on a monthly basis, inform the Comptroller of the savings being achieved by an agency and the Comptroller shall reduce the agency's utility appropriation authority accordingly. The Comptroller shall transfer the savings realized into the General Revenue Fund.

Sec. 9-10.08. **Retention of Mineral Rights.** No state lands shall be sold unless the mineral rights are retained by the state, unless impractical.

Sec. 9-10.09. **Access to State Lands.** The state shall require egress and ingress on all state lands when any state lands are sold, providing additional state lands in the immediate area an easement to a public thoroughfare.

Sec. 9-10.10. **State Property Use for State Purposes Required.** No person shall entrust state property to any state official or employee or to anyone else to be used for other than state purposes.

Sec. 9-10.11. **Use of Capital Trust Fund.** It is the intent of the Legislature that the Capital Trust Fund not be available or used by any agency for the purpose of paying salaries. In the event of conflict with other appropriation acts, any matching benefit charges for salaries paid from the fund must be treated as a charge against the appropriation for individual projects in order to conserve the integrity of cash received from each land sale.

Sec. 9-10.12. **Space Occupied by Agencies.**

- (a) Agencies funded through appropriations made by this Act, other than those in Articles III and IV, (but including the Texas Higher Education Coordinating Board, Texas Education Agency, Telecommunications Infrastructure Fund Board, Teacher Retirement System of Texas, State Board for Educator Certification, and the Office of Court Administration of the Texas Judicial System), shall make every effort to achieve and maintain a ratio of not more

## OTHER PROVISIONS (Continued)

than one-hundred-fifty-three (153) square feet per employee, in conformance with Section 2165.104, Government Code, at each agency site for usable office space as defined by the General Services Commission, in both state-owned and leased buildings, insofar as possible without sacrifice of critical public or client services. For purposes of this provision, sites at which 15 or fewer employees are located may be excluded. This provision shall not be construed so as to require an agency to relocate to another facility or site if such relocation would result in an increased building rental cost. Each agency shall report its progress toward achieving this objective in its annual financial report required by this Act.

- (b) This section shall not apply to the Texas Higher Education Coordinating Board until the Board's lease for office space in effect on the effective date of this Act expires or is terminated.

### Sec. 9-10.13. **Review of Agency Rules.**

- (a) None of the funds appropriated by this Act shall be expended by a state agency for the purpose of developing, promulgating, or adopting rules unless the state agency reviews and considers for re adoption, in accordance with this section, each rule adopted by that agency pursuant to Chapter 2001, Government Code (Administrative Procedure Act). Such reviews shall include, at a minimum, an assessment by the agency as to whether the reason for adopting or re adopting the rule continues to exist. Such reviews shall be conducted in accordance with the Administrative Procedure Act in the same manner as for a proposed rule and shall be conducted no later than four years after a rule becomes final and no later than four years after a rule is re adopted by an agency.
- (b) Prior to review of a rule, an agency shall file with the Texas Register a notice of intention to review. The notice of intention shall include the Texas Administrative Code citation to the rule to be reviewed. For the purpose of this section, publication in the Texas Register of the Texas Administrative Code citation to the rule to be reviewed shall satisfy the statutory requirement that the text of the rule be published in the Texas Register.
- (c) For a rule which became final prior to September 1, 1997, a review described by this section shall be conducted no later than August 31, 2001.

Sec. 9-10.14. **Limitation on Expenditures for Leased Space.** Funds appropriated by this Act may not be expended for leased office or building space for operations that are moved into newly constructed, purchased, expanded, or renovated state owned facilities funded from Texas Public Finance Authority Revenue Bonds.

Sec. 9-10.15. **Consolidation of Lease Space to State Owned Space.** In the event that an agency moves from leased space to state owned space subsequent to the passage of this Act, the Comptroller shall reduce funds appropriated to each affected agency, by an amount equal to the lease costs that would have been incurred for the remainder of the biennium had the agency remained in leased space, less the costs the agency incurs for moving and the agency's tenant finish-out expenses as defined by the General Services Commission. Required moving and tenant finish-out costs incurred by an agency moving from leased space to state owned space in fiscal year 1999 may be paid from 2000 year appropriations and costs incurred in 2000 may be paid from 2001 year appropriations as necessary to facilitate the move. The Comptroller shall transfer to the General Services Commission from the special funds or accounts, including dedicated General Revenue Fund accounts, of those agencies that move into a state facility funded from Texas Public Finance Authority revenue bond proceeds, each agency's proportional share of the lease payments made for the facility as determined by the General

## OTHER PROVISIONS

(Continued)

Services Commission. The Comptroller shall reduce the amounts appropriated to the General Services Commission out of the General Revenue Fund for Lease Payments, in the appropriate article of this Act, by an amount equal to the sum of the transfers from the special funds or accounts. The funds so transferred are hereby appropriated to the General Services Commission for the purposes of making lease payments to the Texas Public Finance Authority.

### Sec. 9-10.16. **Transfer of Master Lease Purchase Program Payments.**

- (a) The Texas Public Finance Authority is hereby authorized to transfer each agency's share of administrative fees and lease payments pursuant to the Master Lease Purchase Program from each agency's appropriations made elsewhere in this Act to the Texas Public Finance Authority Master Lease Purchase Program cost of issuance funds and the State Lease Fund Account, respectively. Transfers for administrative fees and lease payments may not be made earlier than 15 days prior to the date that debt service payment is required. The Texas Public Finance Authority may transfer funds necessary for Master Lease Purchase Program debt service payments from the State Lease Fund Account to the Texas Public Finance Authority Master Lease Purchase Program interest and sinking funds.
- (b) The Comptroller shall assist the Texas Public Finance Authority in the transfer of lease payments. State agencies participating in the Master Lease Purchase Program shall cooperate in the timely transfer of lease payments to the Texas Public Finance Authority. The absence of specific Master Lease payment appropriations, identified in an agency's capital budget, does not release an agency from lease payment obligations.

Sec. 9-10.17. **Alternative Fuels Finance Payments: Transfer and Appropriation.** The Texas Public Finance Authority (TPFA) may transfer each agency's pro rata share of administrative fees and finance payments pursuant to the alternative fuels finance program from each agency's appropriations made elsewhere in this Act to the TPFA alternative fuels finance program cost of issuance fund and the State Lease Fund Account, respectively. Transfers for administrative fees and lease payments may not be made earlier than 15 days prior to the date that debt service payment is required. The TPFA may transfer funds necessary for alternative fuels finance program debt service payments from the State Lease Fund Account to the TPFA alternative fuels finance program interest and sinking fund and is hereby appropriated all necessary amounts from those funds for payment of debt service associated with the program. Any reimbursements or payments received by the TPFA for services rendered under agreement with any political subdivision of the state participating in the alternative fuels finance program are hereby appropriated to the TPFA for debt service payments associated with the program.

### Sec. 9-10.18. **State Owned Housing - Recover Housing Costs.**

- (a) It is the intent of the Legislature that the General Land Office (GLO) shall contract for the determination of the fair market rental value of all housing provided to state employees by agencies required to report their housing. The GLO shall provide, to each state agency providing housing to employees, information regarding the fair market rental values. The GLO shall also provide the statewide total and agency totals to the Legislative Budget Board, the Governor's Office of Budget and Planning, and the Comptroller of Public Accounts.
- (b) Each agency required to report employee housing to the General Land Office shall recover, from persons first employed by the agency before September 1, 1999, at least 20 percent of the established fair market rental value of its housing. Each agency required to report employee housing to the General Land Office shall recover, from persons first employed by

## OTHER PROVISIONS (Continued)

the agency after August 31, 1999, at least 100 percent of the established fair market rental value of its housing. The recovered funds are hereby appropriated to the agency for its use.

- (c) Agencies that provide employee housing shall report to the Legislature annually all employees who receive agency housing, the fair market rental value of housing supplied by the agency, and the amount of revenue recovered to meet the mandated goals.
- (d) Unless specifically authorized by this Act, a person may not receive housing below the rate established by this section. Individuals authorized by this Act for reduced rate housing are absolutely critical to safe operation of a facility.
- (e) Funds may not be expended to construct additional employee housing.
- (f) When existing facilities are no longer suitable for employee housing, the agency should determine the feasibility of converting the use of housing or razing the structure before making repairs or updates.
- (g) A person may not receive additional compensation in lieu of state-owned housing.

Sec. 9-10.19. **Cleaning Allowances.** A cleaning allowance is an allotment to help defray the cost of maintaining a uniform for certain state employees. A cleaning allowance authorized elsewhere in this Act for specific positions of employment is an authorization for the specific position and shall not transfer with an employee if that employee transfers to a position for which such reimbursement is not authorized. Cleaning and clothing allowances shall not be considered compensation for purposes of retirement contribution determination.

Sec. 9-10.20. **Coordinated Technology Training.** It is the intent of the Legislature that all state agencies maximize the utilization of appropriated funds used for information resource technology training by using the Department of Information Resources' technology training contracts if such offerings meet agency requirements and are cost-competitive.

### PART 11. OTHER APPROPRIATIONS AND ADJUSTMENTS

Sec. 9-11.01. **Capital Construction Project: Legislative Services Office Building.** Any unexpended balances, as of August 31, 1999, remaining in the appropriation made by Section 184, Article IX, of House Bill 1, Seventy-fifth Legislature, Regular Session, 1997, are reappropriated for the original purposes for the biennium beginning September 1, 1999.

Sec. 9-11.02. **Capital Construction Project: State Insurance Building.** Any unexpended balances, as of August 31, 1999, remaining in the appropriation made by Section 185, Article IX, of House Bill 1, Seventy-fifth Legislature, Regular Session, 1997, are hereby reappropriated for the original purposes for the biennium beginning September 1, 1999. As provided by Section 185, Article IX, of House Bill 1, Seventy-fifth Legislative Session, 1997, the Texas Public Finance Authority may issue revenue bonds or other revenue obligations to finance the renovation of the old State Board of Insurance Building at an estimated project cost of \$8,600,000. As provided by Article 601d, Vernon's Texas Civil Statutes, in recognition that cost estimates are not final at the time that the project is authorized for financing and that bonds may be issued to fund associated costs, including reasonably required reserve funds, capitalized interest, administrative costs of the authority and issuing expenses, the principal amount of any issuance of bond for this purpose may be in an amount not to exceed one and one-half the amount of the expected cost for the project being financed. From the proceeds of the

## OTHER APPROPRIATIONS AND ADJUSTMENTS (Continued)

issuance and sale of such bonds or obligations, such amounts as may be necessary to fund the associated costs of issuance are hereby appropriated to the Texas Public Finance Authority for the fiscal biennium beginning September 1, 1999. From the remaining proceeds of the issuance and sale of such bonds, such amounts as may be necessary to fund any costs relating to the renovation of the old State Board of Insurance Building are hereby appropriated to the General Services Commission for the fiscal biennium beginning September 1, 1999. The capital project authorized in this section is not subject to limitations on capital budget expenditures included elsewhere in this Act.

Sec. 9-11.03. **Capital Construction Project: John H. Reagan Building.** Any unexpended balances, as of August 31, 1999, remaining in the appropriation made by Section 186, Article IX, of House Bill 1, Seventy-fifth Legislature, Regular Session, 1997, are hereby reappropriated for the original purposes for the biennium beginning September 1, 1999. The Texas Public Finance Authority may issue revenue bonds or other revenue obligations to finance the renovation of the John H. Reagan Building, at an estimated project cost of \$25,463,400. As provided by Article 601d, Vernon's Texas Civil Statutes, in recognition that cost estimates are not final at the time that the project is authorized for financing and that bonds may be issued to fund associated costs, including reasonably required reserve funds, capitalized interest, administrative costs of the Authority and issuing expenses, the principal amount of any issuance of bonds for this purpose may be in an amount not to exceed one and one-half the amount of the expected cost for the project being financed. From the proceeds of the issuance and sale of such bonds or obligations, such amounts as may be necessary to fund the associated costs of issuance are hereby appropriated to the Texas Public Finance Authority for the fiscal biennium beginning September 1, 1999. From the remaining proceeds of the issuance and sale of such bonds or obligations, such amounts as may be necessary to fund any costs relating to the renovation of the John H. Reagan Building are hereby appropriated to the General Services Commission for the fiscal biennium beginning September 1, 1999. The capital project authorized in this section is not subject to the limitations on capital budget expenditures included elsewhere in this Act. In addition to the appropriations made above, the amount of \$2,640,050 is appropriated in Article I of this Act for payment to the Texas Public Finance Authority for debt service payments on the revenue bonds or other obligations as authorized by this section.

### Sec. 9-11.04. **Year 2000 Conversion.**

- (a) It is the intent of the Legislature that all state agencies and institutions of higher education adequately address and resolve the technology problems associated with conversion to the Year 2000. It is also the Legislature's intent that any funds appropriated for this purpose be expended exclusively on efforts to resolve the Year 2000 problem. Each state agency and institution of higher education shall be primarily responsible for its own information systems but will coordinate its efforts through the Department of Information Resources. Each state agency and institution of higher education shall cooperate with the Department of Information Resources in all respects concerning the Year 2000 problem, and shall provide to the Department, as often as may be required and in the format required by the Department, any and all information required by the Department pertaining to any aspect of the Year 2000 problem. While most state agencies and institutions of higher education have indicated an ability to address this issue within their current level of funding, several have requested additional funding specifically for this issue. Agencies requesting additional funds may be allocated amounts for the purpose of resolving the Year 2000 conversion problem.
- (b) The amount appropriated under this section shall be deposited into a new agency number created within the Uniform Statewide Accounting System (USAS) by the Comptroller of Public Accounts for the sole purpose of receiving, controlling, recording and disbursing Year 2000 project expenditures. The Legislative Budget Board, Governor, and Department of

## OTHER APPROPRIATIONS AND ADJUSTMENTS (Continued)

Information Resources shall:

- (1) determine and advise the Comptroller of the timing, frequency and amount of funds to be transferred to each agency; and
  - (2) establish procedures for the approval of use of these funds which shall be distributed to agencies on a cost reimbursement basis only after approval by the Legislative Budget Board and Governor.
- (c) The Comptroller shall maintain an accounting process that records the amounts approved under this section and subsequently transferred to agencies, at a summary level by object of expense code at the Year 2000 project agency level in USAS. It is the intent of the Legislature that the extraordinary level of expenditures incurred by agencies in resolving the Year 2000 conversion problems not be reflected in the operating budgets and expenditures of each operating agency. The Comptroller's process must address these concerns in order to furnish the Legislature with accurate centralized records of all expenditures reimbursed through the Year 2000 Project agency as well as a report of the amounts and types of expenditures incurred by each operating agency participating in the use of such appropriations. Year-to-year and biennium-to-biennium comparative data for individual agencies should be maintained and reported in a manner designed to exclude the Year 2000 appropriations made herein.
- (d) Any unexpended balances, as of August 31, 1999, remaining in the appropriation made by Section 188, Article IX, of House Bill 1, Seventy-fifth Legislature, Regular Session, 1997, are hereby reappropriated for the purposes provided by this section, for the biennium beginning September 1, 1999.
- (e) Any agency that requires funding in addition to the amounts appropriated by this Act to resolve the Year 2000 conversion problem may apply to the Department for access to any available unobligated funds appropriated by Subsection (d). The Legislative Budget Board and Governor's Budget Office shall consider recommendations from the Department of Information Resources and may approve such allocations and advise the Department of Information Resources and the Comptroller of the available unobligated funds which may be utilized for these agencies.

### **Sec. 9-11.05. Contingency Appropriation and Limitation on Expenditures: Temporary Assistance for Needy Families (TANF) Federal Funds.**

- (a) For the biennium beginning September 1, 1999, in addition to sums appropriated elsewhere by this Act, the balance of all available TANF federal funds allocated to the State is hereby appropriated for the purposes for which the TANF block grant is made. In the event of an expenditure requirement related to fiscal penalties, caseload growth, or other program needs (such as meeting work participation targets or increasing the capacity to serve TANF recipients facing time-limited benefits), the funds appropriated by this provision may be expended and/or transferred as appropriate by the Single State Agency for TANF, subject to the written prior approval of the Governor and the Legislative Budget Board.
- (b) The expenditure of TANF federal funds is hereby limited to those amounts specifically identified and appropriated by this Act, unless specific written approval is made by the Legislative Budget Board and the Office of the Governor.



## OTHER APPROPRIATIONS AND ADJUSTMENTS (Continued)

### Sec. 9-11.06. **Appropriation for Salary Increase.**

- (a) As used in Subsections (a) through (h) of this section, 'salary increase' shall mean a \$100 per month increase in salary.
- (b) The Comptroller of Public Accounts is hereby appropriated an amount estimated to be \$233,770,000 out of the General Revenue Fund, an amount estimated to be \$21,090,000 out of General Revenue-Dedicated Funds, and an amount estimated to be \$144,530,000 out of other funds and accounts to fund a salary increase described in Subsection (a) of this section for employees of state agencies, including employees of the Higher Education Coordinating Board, as such a salary increase is reflected in the salary rates authorized elsewhere in this Act.
- (c) (1) The Comptroller of Public Accounts is hereby appropriated an amount not to exceed \$110,140,000 out of the General Revenue Fund and an amount estimated to be \$36,320,000 out of General Revenue-Dedicated Funds, and an amount estimated to be \$10,760,000 out of other funds and accounts to provide for a salary increase as described in Subsection (a) of this section for the non-faculty employees of institutions of higher education.
  - (2) This section authorizes an increase in salary for county extension agents.
  - (3) This section shall not apply to employees of public/junior colleges.
- (d) This section shall not apply to employees classified under Schedule C of the Act, statewide elected officials, justices and judges of the appellate and district courts, district attorneys, criminal district attorneys, county attorneys performing the duties of a district attorney, or the compensatory per diem of board or commission members.
- (e) Any increase in employee benefits costs associated with the salary increase in Subsection (b) of this section shall be paid only out of the appropriations made in Subsection (b); and any increase in employee benefits costs associated with the salary increase in Subsection (c) of this section shall be paid only out of the appropriations made in Subsection (c). Provisions requiring salaries and benefits to be proportional to the source of funds shall apply to all sums allocated under this section. Each agency and institution shall pay the increase in compensation from funds held in the state treasury and from local funds in the same proportion as the employee's regular compensation.
- (f) Funds appropriated by Subsection (c) of this section shall be apportioned between the various institutions of higher education based on the salaries of non-faculty employees of institutions of higher education and contract employees described in this subsection. This apportionment shall be determined by the Comptroller. Included within the General Revenue Fund appropriation in Subsection (c) are funds to be apportioned among the Department of Criminal Justice, the Texas Youth Commission and the Department of Mental Health and Retardation on a per capita basis to be applied to the salary increase for employees of the University of Texas Medical Branch at Galveston, the Texas Tech University Health Sciences Center, and the University of Texas Health Sciences Center at Houston whose salaries are paid out of interagency contracts receipts from contracts for the provision of inmate health care or psychiatric services.
- (g) The Comptroller of Public Accounts shall promulgate rules and regulations as necessary to

## OTHER APPROPRIATIONS AND ADJUSTMENTS (Continued)

administer this section. Funds appropriated by Subsections (b) and (c) shall be allocated to each agency, and to the appropriate employee benefit appropriation items, in accordance with such rules and regulations and may be used only for the purpose of providing a salary increase and paying associated employee benefit costs.

- (h) This section does not authorize an increase of classified salary rates or exempt salary rates above the rates listed in this Act or to individuals moved from Schedule C to Schedule B on September 1, 1999.
- (i) **Faculty Salary Increase.** After and contingent upon the Comptroller providing notice to the Legislative Budget Board regarding, a finding of fact by the Comptroller of Public Accounts (at the time of certification or after certification of this Act) that sufficient revenue is estimated to be available from the General Revenue Fund and special funds, and following approval by the Legislative Budget Board, there is hereby appropriated to the Comptroller of Public Accounts such amounts as may be available from the General Revenue Fund to finance a salary increase of not more than 3 percent, including related fringe benefit costs, for a the fiscal year beginning September 1, 2000, for faculty of institutions of higher education. Allocation of such General Revenue amounts as may be available shall be made as approved by the Legislative Budget Board. It is the intent of the Legislature that each institution utilizing the additional General Revenue funds shall finance the overall faculty salary increase proportionally from both General Revenue and any other available funding sources in the same manner prescribed by the Sec. 9-6.11, "Salaries to be Proportional by Fund" provision in this Act, or other applicable law. Such salary increases shall be awarded in accordance with the special provisions of Article III of this Act relating to merit requirements for faculty of higher education, and shall not be awarded on an across-the-board percentage basis. The funds available under this provision shall be utilized only for the purpose of salary increases. All general academic, technical colleges, services agencies, and medically related components shall be included, however community/junior colleges are not included in this provision.

### **Sec. 9-11.07. Contingency Appropriation for Senate Bill 1685.**

- (a) Contingent upon the enactment of Senate Bill 1685, or similar legislation, related to the advertising and promotion of the Texas Oyster Industry, by the Seventy-sixth Legislature, Regular Session, the Texas Department of Health (TDH) is hereby appropriated \$610,000 for the 2000-2001 biennium, out of the Oyster Sales General Revenue Dedicated Account No. 5022. The TDH shall enter into an interagency contract with the Texas Department of Agriculture (TDA) for the amount appropriated herein to carry out the provisions of the Act. The TDA may only use these amounts for oyster industry advertising and promotion efforts and to provide information, education, and/or training to wholesalers, retailers, and consumers on the safe and proper handling of oysters. The TDA may transfer such amounts to the "Go Texan" Partner Program Fund Account to be used for the same purposes.
- (b) The Texas Department of Health is hereby authorized to transfer the appropriation made pursuant to this provision to the appropriate strategy items.

### **Sec. 9-11.08. Contingency for Senate Bill 355.**

- (a) Contingent upon enactment of Senate Bill 355, or passage of similar legislation resulting from the Sunset review of the Texas Incentive and Productivity Commission, the following provisions apply:

## OTHER APPROPRIATIONS AND ADJUSTMENTS

(Continued)

- (1) Net annual savings/revenues realized from employee suggestions implemented by a state agency under the provisions of Government Code, Chapter 2108, Subchapter B and rules promulgated by the Texas Incentive and Productivity Commission must be allocated by the state agency as follows:
  - (A) An amount not to exceed 10 percent of the annual net savings/revenues attributable to a suggestion implemented by a state agency shall be available for the payment of employee awards and shall be subject to the provisions of Government Code, Chapter 2108.
  - (B) An amount, equal to at least 90 percent of the original annual net savings/revenues from amounts appropriated to the agency in the fiscal year(s) in which the savings/revenues were realized, shall be retained by the agency for agency operations.
- (2) The net savings/revenues realized in a fiscal year are to be considered encumbered by the agency implementing the suggestion for purposes of carrying out the allocation of funds listed in Subsection (a)(1) above. The amounts encumbered shall be accounted for in the following manner:
  - (A) Upon implementation of an approved employee suggestion, an agency shall establish a Savings Measurement Account for that suggestion and transfer into this account the share of the projected net first-year savings/revenues attributable to the suggestion during that fiscal year. All balances in these accounts as of August 31, 1999, are reappropriated for fiscal year 2000, and all balances in these accounts as of August 31, 2000 are reappropriated for fiscal year 2001. At the beginning of the following fiscal year, the agency shall transfer into the Savings Measurement Account the remaining share of the projected net savings/revenues for each approved suggestion.
  - (B) At the conclusion of the implementation period for an approved and implemented suggestion, the amount of net savings/revenues certified by the agency and the Texas Incentive and Productivity Commission shall be compared with the balance in the Savings Measurement Account for that employee suggestion. If the certified net savings/revenue amount exceeds the balances in the Savings Measurement Account, the additional funds shall be derived from that agency's current year appropriations. If the certified net savings/revenue amount is less than the balance in the Savings Measurement Account, the excess amount deposited is available to the agency for expenditures in the current fiscal year for the same purposes as the original source appropriations. The certified net savings/revenues shall be transferred in accordance with Subsection (a)(1) above.
- (3) In the event that agencies identify statutory, federal or constitutional restrictions on the use of funds in accounts where savings/revenues were generated by approved employee suggestions, agencies are authorized to substitute other funding and appropriation sources for the 10 percent employee award portion under Subsection (a)(1). All such substitutions for statutory, federal, or constitutional restrictions shall be reviewed and approved by the Comptroller's Office before the substitution of 10 percent from other funds is adopted.

**OTHER APPROPRIATIONS AND ADJUSTMENTS**  
(Continued)

- (4) Any remaining balances in the Savings Measurement Accounts established for agencies implementing Productivity Bonus Plans in fiscal year 1999 are hereby reappropriated to the implementing agencies for use during fiscal year 2000 for employee awards and agency expenditures.
  
- (b) The Comptroller and the Texas Incentive and Productivity Commission shall jointly develop rules for the above provisions of this section.

**Sec. 9-11.09. Contingency for Senate Bill 666.** Contingent on passage of Senate Bill 666, or similar legislation relating to the phase-out of work exemptions for certain Temporary Assistance for Needy Families (TANF) clients, by the Seventy-sixth Legislature, Regular Session, the Texas Department of Human Services shall transfer an amount of not more than a biennial total of \$22,000,000 in TANF Federal Funds to the Texas Workforce Commission. The Texas Workforce Commission shall use funding transferred from the Texas Department of Human Services to pay for employment services and child care services associated with implementation of that Act.

**Sec. 9-11.10. Contingency Appropriation for House Bill 1652.**

- (a) Contingent upon the enactment of House Bill 1652 or similar legislation relating to an education and prevention program for Hepatitis C, the Texas Department of Health is hereby appropriated \$609,667 for fiscal year 2000 and \$2,433,296 for fiscal year 2001 out of the General Revenue Fund. The appropriation made above is contingent upon savings to the General Revenue Fund in an amount equal to or greater than \$609,667 for fiscal year 2000 and \$2,433,296 in fiscal year 2001 from the enactment of House Bill 1895, CG 7, or Senate Bill 1248, HHS 15, *Challenging the Status Quo: Toward Smaller, Smarter Government*. In the event that actual and/or projected revenue savings are insufficient to offset the costs identified by this provision, the Legislative Budget Board may direct the Comptroller to reduce the appropriation authority provided by this rider to be within the savings expected to be available.
  
- (b) The Texas Department of Health is hereby authorized to transfer the appropriation made pursuant to this provision to the appropriate strategy items.

**Sec. 9-11.11. Contingency Appropriation for House Bill 1799.**

- (a) Contingent upon the enactment of House Bill 1799 or similar legislation that would create the State Owned Multi-Categorical Teaching Hospital Account, \$56,693,300 is appropriated in fiscal year 2000 to the Department of Health from the State Owned Multi-Categorical Teaching Hospital Account. All unexpended balances at the close of the fiscal year ending August 31, 2000 are hereby reappropriated for the fiscal year beginning September 1, 2000.
  
- (b) In the event of the enactment of House Bill 1799 or similar legislation that would deposit unclaimed lottery proceeds to the Foundation School Program, the Foundation School Program is hereby reduced by \$56,693,300 and this amount of General Revenue is hereby appropriated to the Texas Department of Health in fiscal year 2000 for distribution as described below. All unexpended balances at the close of the fiscal year ending August 31, 2000 are hereby reappropriated for the fiscal year beginning September 1, 2000.
  
- (c) Contingent upon the enactment of House Bill 1799 or similar legislation as described in either Subsection (a) or (b) above, the University of Texas Medical Branch at Galveston (UTMB) shall be eligible to receive reimbursement for health care services provided to

## OTHER APPROPRIATIONS AND ADJUSTMENTS (Continued)

certain patients if:

- (1) the patient receiving health care services from UTMB qualifies as an indigent patient under established institutional guidelines; and
- (2) UTMB has not received and will not receive reimbursement for these health care services from any third party source, including the county or hospital district in which the patient resides.

Upon presentation of information supporting UTMB's claim, the Texas Department of Health shall reimburse UTMB for the health care services provided to indigent patients from the State Owned Multi-Categorical Teaching Hospital Account ("Account") established for this purpose. The reimbursement from the Account shall be based upon a rate equal to 90 percent of the Medicaid fee-for-service rate in effect at the time of service for UTMB. This reimbursement shall be made monthly upon the submission to the Department of Health of a statement of the care provided by UTMB to indigent patients. UTMB is authorized to charge patients co-payment amounts for providing health care services; however, UTMB is not entitled to reimbursement from the Account for these co-payment amounts. The Office of the State Auditor will periodically review the statements submitted to the Department of Health for reimbursement from the Account, as well as the disbursements therefrom, to verify compliance with the criteria established herein.

- (d) The Texas Department of Health is hereby authorized to transfer the appropriation made pursuant to this provision to the appropriate strategy items.

\* Sec. 9-11.12. **Contingency Appropriation for House Bill 2155.** Contingent upon enactment of House Bill 2155, or similar legislation by the Seventy-sixth Legislature relating to the creation of the Texas State Board of Mechanical Industries, all appropriations and FTEs appropriated to the Texas State Board of Plumbing Examiners shall be transferred to the new Texas State Board of Mechanical Industries. In addition, the Texas Department of Licensing and Regulation shall transfer \$1,115,379 and 20 FTEs in fiscal year 2000 and \$1,115,379 and 20 FTEs in fiscal year 2001 to the Texas State Board of Mechanical Industries. The Texas Natural Resource Conservation Commission shall also transfer \$161,599 and 3 FTEs in fiscal year 2000 and \$161,599 and 3 FTEs in fiscal year 2001 to the Texas State Board of Mechanical Industries. Other direct and indirect costs appropriated elsewhere in this Act are estimated to be \$621,641 in fiscal year 2000 and \$642,750 in fiscal year 2001. It is the intent of the Legislature that fees, fines, and other miscellaneous revenues as authorized and generated by the Board of Mechanical Industries cover, at a minimum, the cost of appropriations made above as well as other direct and indirect costs listed above. In addition, the Texas State Board of Mechanical Industries is hereby appropriated \$195,251 in fiscal year 2000 and \$173,171 in fiscal year 2001 out of general revenue, for the purpose of moving and rent expenses, contingent upon the Texas State Board of Mechanical Industries assessing fees sufficient to generate a like amount above the amounts attributable to the transferred industries' revenue collection in the Comptroller's Biennial Revenue Estimate, as determined by the Comptroller. In the event that actual and/or projected revenue collections are insufficient to offset the costs identified by this provision, the Legislative Budget Board may direct that the Comptroller of Public Accounts reduce the appropriation authority provided by this provision to be within the amount of fee revenue expected to be available.

Sec. 9-11.13. **Contingency for House Bill 2208.** The following provisions are contingent upon enactment of House Bill 2208, or similar legislation relating to the authority of the Office of the Attorney General to contract with children's advocacy centers, by the Seventy-sixth Legislature, Regular Session:

\* See *Veto Proclamation*.

**OTHER APPROPRIATIONS AND ADJUSTMENTS**  
(Continued)

- (1) Effective September 1, 1999, the appropriations and FTEs shown below shall be transferred to the Office of the Attorney General, for use in Strategy C.1.3., Victims Assistance.

	2000	2001	FTEs
<u>Department of Protective and Regulatory Services</u>			
<b>A.1.3. Strategy:</b>			
CPS PURCHASED SERVICES	\$ 2,499,003	\$ 2,499,003	1.0
<b>Method of Financing:</b>			
Compensation to Victims of Crime Account No. 469	\$ 1,374,758	\$ 1,374,758	
Federal Funds	1,124,245	1,124,245	

- (2) Accordingly, the "Number of Full-time Equivalent Positions (FTE)" figure indicated in Article II for the Department of Protective and Regulatory Services is hereby decreased by 1.0 for fiscal year 2000 and by 1.0 for fiscal year 2001, and the "Number of Full-time Equivalent Positions (FTE)" figure indicated in Article I for the Office of the Attorney General is hereby increased by 1.0 for fiscal year 2000 and by 1.0 for fiscal year 2001.

**Sec. 9-11.14. Contingency Appropriation for House Bill 3125.**

- (a) Contingent upon the enactment of House Bill 3125 or similar legislation by the Seventy-sixth Legislature, Regular Session, notwithstanding any other provision of this Act, no state and/or federal funds appropriated under this Act may be expended for the purchase of vehicles except as provided by Section 2171.105, Government Code.
- (b) The Comptroller of Public Accounts is hereby directed to implement this legislation no later than October 15, 1999; and to reduce the appropriations made by this Act under Articles I-X of this Act by the following amounts:
- (1) General Revenue Fund by \$8,669,000 in fiscal year 2000;
  - (2) General Revenue-Dedicated Funds by \$1,670,000 in fiscal year 2000; and,
  - (3) Other Funds by \$10,241,000 in fiscal year 2000.
- (c) At least thirty days prior to making any reductions to agency appropriations pursuant to this provision, the Comptroller of Public Accounts is hereby directed to notify the Governor and the Legislative Budget Board. The reduction may not be applied to appropriations from the following funds:
- (1) constitutionally dedicated funds;
  - (2) funds pledged to the payment of bonds or notes;
  - (3) funds appropriated for the Employees and Teacher Retirement Systems, Higher Education Employees Group Health Insurance, the Foundation School Program, Baylor College of Medicine, and the Baylor College of Dentistry;
  - (4) amounts necessary for salaries out of appropriations in Article IV of this Act; or
  - (5) to items designated as "estimated" appropriations.

## OTHER APPROPRIATIONS AND ADJUSTMENTS (Continued)

- (d) Contingent upon the enactment of House Bill 3125, or similar legislation by the Seventy-sixth Legislature, Regular Session, the General Services Commission is hereby appropriated \$29,288 for fiscal year 2000 and \$23,288 for fiscal year 2001 out of the General Revenue Fund for the purpose of implementing that Act. The General Services Commission is hereby authorized to transfer the appropriation pursuant to this provision to the appropriate strategy items listed elsewhere in this Act. Also contingent on the enactment of House Bill 3125, or similar legislation, the "Number of Full-time Equivalent Positions (FTE)" figure indicated elsewhere in this Act for the General Services Commission is hereby increased by 1 for fiscal year 2000 and by 1 for fiscal year 2001.

Sec. 9-11.15. **Contingent Appropriation for Senate Bill 4.** The appropriations made to the Texas Education Agency Foundation School Program under "A.2.2. Strategy: PUBLIC EDUCATION, School Finance/Teacher Compensation and Benefits/Property Tax Relief" in Article III of this Act are contingent on the passage of Senate Bill 4 or similar legislation enacted into law as a result of the actions of the Seventy-sixth Legislature, Regular Session, 1999. In the event that Senate Bill 4 or similar legislation fails to be enacted into law the appropriations made to the Texas Education Agency Foundation School Program under "A.2.2. Strategy: PUBLIC EDUCATION, School Finance/Teacher Compensation and Benefits/Property Tax Relief" in Article III of this Act lapse to the General Revenue Fund and the guaranteed yield in Texas Education Agency rider #50 of this Act is reduced to \$21.00.

In the event that Senate Bill 4 or similar legislation is enacted into law the Comptroller may adjust the guaranteed yield for each fiscal year, description, purpose, or allocation of the appropriation made to the Texas Education Agency Foundation School Program under "A.2.2. Strategy: PUBLIC EDUCATION, School Finance/Teacher Compensation and Benefits/Property Tax Relief" in Article III of this Act as provided by Senate Bill 4 or the similar legislation.

In the event that Senate Bill 4 or similar legislation is enacted into law and makes specific appropriations to the Texas Education Agency and/or Foundation School Program the Comptroller shall reduce "A.2.2. Strategy: PUBLIC EDUCATION, School Finance/Teacher Compensation and Benefits/Property Tax Relief" by a similar amount.

In the event that Senate Bill 4 or similar legislation is enacted into law and the costs of which and/or any specific appropriations made to the Texas Education Agency and/or Foundation School Program are less than the amount appropriated under this Act by "A.2.2. Strategy: PUBLIC EDUCATION, School Finance/Teacher Compensation and Benefits/Property Tax Relief" the difference in the two amounts shall be deposited into an account to be allocated as directed by the Legislative Budget Board and the Governor.

### Sec. 9-11.16. **Contingency Appropriation Reduction.**

- (a) In the event that it is necessary, in order to certify the appropriations in this Act, the Comptroller of Public Accounts is authorized to reduce appropriations made by this Act out of the General Revenue Fund and general revenue dedicated accounts by the percentage that would be sufficient to certify that appropriations are within available revenue, while excluding appropriations exempted from the application of this section.
- (b) The reductions required by this section do not apply to constitutionally dedicated funds; funds pledged for the payment of debt service; funds appropriated to the Employee Retirement System, the Teacher Retirement Fund, and the Foundation School Program; amounts necessary for salaries out of appropriations made in Article IV of this Act;

**OTHER APPROPRIATIONS AND ADJUSTMENTS**  
(Continued)

appropriations made in Article XII of this Act; or to items of appropriations designated "estimated".

- (c) The Comptroller shall determine the amounts to be reduced pursuant to this section no later than October 1, 1999 and shall inform the Legislative Budget Board and the Governor as to the reduction amounts for each agency. The Comptroller shall also inform each state agency and institution affected by the reductions no later than October 15, 1999.

**Sec. 9-11.17. Contingency for Senate Bill 1574.**

- (a) The following provisions are contingent upon enactment of Senate Bill 1574, or similar legislation which transfers administration of the Communities in Schools program from the Workforce Commission to the Department of Protective and Regulatory Services, by the Seventy-sixth Legislature, Regular Session.
- (b) Effective September 1, 1999, the appropriations and FTEs shown below shall be transferred to the Department of Protective and Regulatory Services, for use in Strategy A.1.6., At-Risk Prevention Services:

	<u>2000</u>	<u>2001</u>	FTEs
<u>Texas Workforce Commission</u>			
<b>A.2.3. Strategy:</b>			
PROGRAM MONITORING AND COMPLIANCE	\$ 128,492	\$ 128,492	1.0
<b>Method of Financing:</b>			
Interagency Contract	\$ 128,492	\$ 128,492	
<b>B.2.3. Strategy:</b>			
COMMUNITIES IN SCHOOLS	\$ 17,360,657	\$ 17,360,657	13.0
<b>Method of Financing:</b>			
Interagency Contract	\$ 12,520,657	\$ 12,520,657	
TANF Federal Funds	4,000,000	4,000,000	
Other Federal Funds	840,000	840,000	
<b>D. Goal: INDIRECT ADMINISTRATION</b>	\$ 139,716	\$ 139,716	2.0
<b>Method of Financing:</b>			
Interagency Contract	\$ 139,716	\$ 139,716	

- (c) Accordingly, the "Number of Full-time Equivalent Positions (FTE)" figure indicated in Article VII for the Workforce Commission is hereby decreased by 16.0 for fiscal year 2000 and by 16.0 for fiscal year 2001, and the "Number of Full-time Equivalent Positions (FTE)" figure indicated in Article II for the Department of Protective and Regulatory Services is hereby increased by 16.0 for fiscal year 2000 and by 16.0 for fiscal year 2001.
- (d) Performance measures contained in Workforce Commission Strategy B.2.3., Communities in Schools, shall be applicable to the Department of Protective and Regulatory Services.
- (e) All contract proceeds for the Communities in Schools Program are hereby appropriated to



## OTHER APPROPRIATIONS AND ADJUSTMENTS (Continued)

the Department of Protective and Regulatory Services.

### Sec. 9-11.18. **Contract Workforce.**

- (a) In this section, contract workers are defined as independent contractors, temporary workers supplied by staffing companies, contract company workers, and consultants.
- (b) No appropriated funds may be expended for payment of a contract workforce in which the contract is executed, amended, or renewed on or after September 1, 1999, until an agency or institution:
  - (1) develops comprehensive policies and procedures for its contract workforce;
  - (2) examines the legal and personnel issues related to the use of a contract workforce;
  - (3) conducts a cost benefit analysis of its current contract workforce prior to hiring additional contract workers or amending or renewing existing contracts; and
  - (4) documents why and how the use of contract workers fit into agency staffing strategies, including consideration of agency mission, goals and objectives, existing and future employee skills needed, compensation costs, productivity, nature of services to be provided, and workload.

Agencies shall consult the *Best Practices and Guidelines for Effectively Using a Contract Workforce* (SAO Report No. 99-326) when planning for and implementing the requirements of this section.

- (c) No later than December 1 of each year of the biennium, an agency shall file with the Legislative Budget Board, the Governor's Office, and the State Auditor a report on the agency's use of a contract workforce in the preceding fiscal year. The report shall be prepared according to a format prescribed by the State Auditor and shall include:
  - (1) a description of how the agency has complied with provisions of this rider; and
  - (2) an evaluation of the work performed by a contract workforce, including an assessment of whether work was completed on time, within budget, and according to contract specifications.
- (d) The State Auditor shall notify the Comptroller and the Legislative Audit Committee if an agency fails to comply with this section.
- (e) The State Auditor may require an agency to provide interim reports or additional information as necessary to ensure compliance with this section. The State Auditor shall review each agency's report and follow up based on identified risks.

**Sec. 9-11.19. Contingency for House Bill 2202.** Contingent upon the passage of House Bill 2202, or similar legislation by the Seventy-sixth Legislature, Regular Session, providing for grants to support school-based health centers, out of funds appropriated above to the Department of Health for school health services, \$150,000 for fiscal year 2000 and \$150,000 for fiscal year 2001 may be expended for grants to start-up or stabilize school-based health centers.

**OTHER APPROPRIATIONS AND ADJUSTMENTS**  
(Continued)

\* Sec. 9-11.20. **Contingency Appropriation for Senate Bill 29.** Contingent upon the enactment of Senate Bill 29, or similar legislation by the Seventy-sixth Legislature, Regular Session, relating to the civil commitment of sexually violent predators, the following amounts are appropriated from the General Revenue Fund:

- (1) Judiciary Section, Comptroller's Department (Prison Prosecution Unit): \$563,933 in fiscal year 2000 and \$727,650 in fiscal year 2001; and
- (2) Department of Health (Council on Sex Offender Treatment): \$616,408 in fiscal year 2000 and \$797,545 in fiscal year 2001.

The agencies listed above are authorized to transfer the appropriation made pursuant to this provision to the appropriate strategy items within their respective agencies, and may expend such sums from this appropriation for capital budget items.

Out of funds appropriated to the respective agencies in Article V of this Act, the Department of Public Safety and the Department of Criminal Justice shall also implement the provisions of Senate Bill 29.

Sec. 9-11.21. **Contingency Appropriation for House Bill 1248.** Contingent upon the enactment of House Bill 1248, or similar legislation by the Seventy-sixth Legislature, Regular Session, relating to the practice of architecture, landscape architecture and interior design, such sums as are collected pursuant to that Act, not to exceed \$181,531 in fiscal year 2000 and \$163,520 in fiscal year 2001, are appropriated to the Texas Board of Architectural Examiners for implementation of the provisions of the Act, including continuing education programs and scholarships for architectural examination applicants.

\* See Senate Bill 365 for similar legislation.

**RECAPITULATION - ARTICLE IX  
GENERAL PROVISIONS  
(General Revenue)**

	For the Years Ending	
	August 31, 2000	August 31, 2001
	<u>                    </u>	<u>                    </u>
Appropriation for a \$100 per Month Salary Increase	\$ 171,954,916	\$ 171,955,084
Telecommunication Revolving Account	18,000,000	
Contingency Appropriation: House Bill 3125	-8,639,712	23,288
Contingency Appropriation: House Bill 1799	56,693,300	
Activity Based Costing Project	250,000	
Contingency Appropriation: Senate Bill 29	1,180,341	1,525,195
Contingency Appropriation: House Bill 1248	<u>181,531</u>	<u>163,520</u>
<b>TOTAL, ARTICLE IX - General Provisions</b>	<b><u>\$ 239,620,376</u></b>	<b><u>\$ 173,667,087</u></b>

**RECAPITULATION - ARTICLE IX  
GENERAL PROVISIONS  
(General Revenue - Dedicated)**

	For the Years Ending	
	August 31, 2000	August 31, 2001
	<u>                    </u>	<u>                    </u>
Appropriation for a \$100 per Month Salary Increase	\$ 28,664,992	\$ 28,665,008
Contingency Appropriation: House Bill 3125	-1,670,000	
Contingency Appropriation: Senate Bill 1685	<u>610,000</u>	<u>                    </u>
<b>TOTAL, ARTICLE IX - General Provisions</b>	<b><u>\$ 27,604,992</u></b>	<b><u>\$ 28,665,008</u></b>

**RECAPITULATION - ARTICLE IX  
GENERAL PROVISIONS  
(Federal Funds)**

	For the Years Ending	
	August 31, 2000	August 31, 2001
	<u>                    </u>	<u>                    </u>
Appropriation for a \$100 per Month Salary Increase	<u>\$ 45,456,100</u>	<u>\$ 45,456,165</u>
<b>TOTAL, ARTICLE IX - General Provisions</b>	<b><u>\$ 45,456,100</u></b>	<b><u>\$ 45,456,165</u></b>

**RECAPITULATION - ARTICLE IX  
GENERAL PROVISIONS  
(Other Funds)**

	For the Years Ending	
	August 31, 2000	August 31, 2001
	<u>                    </u>	<u>                    </u>
Appropriation for a \$100 per Month Salary Increase	\$ 32,188,848	\$ 32,188,887
Contingency Appropriation: House Bill 3125	<u>-10,241,000</u>	
<b>TOTAL, ARTICLE IX - General Provisions</b>	<b><u>\$ 21,947,848</u></b>	<b><u>\$ 32,188,887</u></b>

**RECAPITULATION - ARTICLE IX  
GENERAL PROVISIONS  
(All Funds)**

	For the Years Ending	
	August 31, 2000	August 31, 2001
	<u>                    </u>	<u>                    </u>
Appropriation for a \$100 per Month Salary Increase	\$ 278,264,856	\$ 278,265,144
Telecommunication Revolving Account	18,000,000	
Contingency Appropriation: House Bill 3125	-20,550,712	23,288
Contingency Appropriation: Senate Bill 1685	610,000	
Contingency Appropriation: House Bill 1799	56,693,300	
Activity Based Costing Project	250,000	
Contingency Appropriation: Senate Bill 29	1,180,341	1,525,195
Contingency Appropriation: House Bill 1248	<u>181,531</u>	<u>163,520</u>
<b>TOTAL, ARTICLE IX - General Provisions</b>	<b><u>\$ 334,629,316</u></b>	<b><u>\$ 279,977,147</u></b>
 Number of Full-time Equivalent Positions (FTE)	 1.0	 1.0

**ARTICLE X**  
**THE LEGISLATURE**

Section 1. The several sums of money herein specified, or so much thereby as may be necessary, are appropriated out of any funds in the State Treasury not otherwise appropriated, or out of special funds as indicated, for the support, maintenance, or improvement of the designated legislative agencies.

**SENATE**

	For the Years Ending August 31, 2000	August 31, 2001
<b>Out of the General Revenue Fund:</b>		
1. Senate	<u>\$ 28,131,446</u>	<u>\$ 29,096,979</u>
<b>Grand Total, SENATE</b>	<u><u>\$ 28,131,446</u></u>	<u><u>\$ 29,096,979</u></u>

1. **Purposes for Which Appropriations May Be Expended.** Funds appropriated to the Senate may be expended for constitutionally authorized annual salaries for Members of the Senate and the Lieutenant Governor, per diem, other salaries and wages, consumable supplies and materials, current and recurring operating expenses, films, membership dues in any national or regional organization of legislative leaders, capital outlay, building repair and remodeling and other expenses of the Senate including interim expenses of the Seventy-sixth and Seventy-seventh Legislatures as may be authorized by law or by resolution.
2. **Appropriation of Fees: Rental Space in Capitol Building.** The Texas Senate shall charge a reasonable fee for rental of space within the State Capitol Building under its control and authority. Any fees so collected are hereby appropriated for use by the Texas Senate during the biennium covered by this Act.
3. **Unexpended Balances.** Any unexpended balances as of August 31, 1999, in the appropriations made by the Legislature to the Senate are hereby reappropriated to the Senate for the same purposes for the biennium beginning September 1, 1999.

**HOUSE OF REPRESENTATIVES**

	For the Years Ending August 31, 2000	August 31, 2001
<b>Out of the General Revenue Fund:</b>		
1. House of Representatives	<u>\$ 28,281,445</u>	<u>\$ 29,646,979</u>
<b>Grand Total, HOUSE OF REPRESENTATIVES</b>	<u><u>\$ 28,281,445</u></u>	<u><u>\$ 29,646,979</u></u>

**HOUSE OF REPRESENTATIVES**  
(Continued)

1. **Purposes For Which Appropriations May Be Expended.** Funds appropriated to the House of Representatives may be expended for Constitutionally authorized annual salaries for Members of the House of Representatives, per diem, other salaries and wages, consumable supplies and materials, current and recurring operating expenses, films, membership dues in the National Conference of State Legislatures and in any national or regional organization of legislative leaders, capital outlay, building repair and remodeling, and other expenses for the House of Representatives, including interim expenses of the Seventy-sixth and Seventy-seventh Legislatures as may be authorized by law or resolution.
2. **Appropriation of Fees: Rental Space in Capitol Building.** The House of Representatives shall charge a reasonable fee for rental of space within the State Capitol Building under its control and authority. Any fees so collected are hereby appropriated for use by the House during the biennium covered by this Act.
3. **Unexpended Balances.** Any unexpended balances as of August 31, 1999, in the appropriations made by the Legislature to the House of Representatives are hereby reappropriated to the House of Representatives for the same purposes for the biennium beginning September 1, 1999.
4. **Transfer Authority.** Transfers in an amount determined by the Speaker of the House may be made from these balances for the purpose of funding Senate Bill No. 54, Acts of the Sixty-fifth Legislature, Regular Session.
5. **Unexpended Balances: Senate and House of Representatives.** Any unexpended balances as of August 31, 2000 in the appropriations made hereinabove to the Senate and the House of Representatives are hereby reappropriated for the same purposes for the fiscal year beginning September 1, 2000.
6. **Transfer and Appropriation to Legislative Budget Board Account.** Out of the appropriations made in this Article for the Senate or the House of Representatives, there may be transferred, upon the written approval of the Lieutenant Governor or the Speaker of the House, to an appropriations account for the Legislative Budget Board such sums as may be deemed necessary but not to exceed an aggregate of \$4,355,580 for the fiscal year beginning September 1, 1999 and \$4,355,580 for the fiscal year beginning September 1, 2000, for maintaining the operations of said Legislative Budget Board. In addition to amounts identified elsewhere in this provision, there is hereby appropriated to the Legislative Budget Board out of the General Revenue Fund a total of \$5,417,280 for the 2000-01 biennium in lieu of prior and other interagency transfers, including: \$300,000 in each fiscal year from the Texas Education Agency for school finance modeling, \$250,000 in each fiscal year from the Texas Education Agency for the Educational Economic Policy Center, \$340,000 in each fiscal year from the Texas Department of Human Services for the Federal Funds Analysis Unit, \$408,700 each fiscal year from the Texas Legislative Council for computer support, and \$1,409,940 each fiscal year for other necessary expenses in carrying out the provisions of Chapter 322, Government Code.

Such sums as may be transferred to an account for the Legislative Budget Board shall be budgeted by said board pursuant to Chapter 322, Government Code, and any amendments thereto including the payment of travel expenses and registration fees incurred by Budget Board members or members of its staff in attending meetings on problems of federal-state relations, interstate problems, problems affecting state or local governments, and meetings sponsored by the Council of State Governments or any of its affiliated organizations, and contributions incident to membership in national or regional organizations of state governments.

**HOUSE OF REPRESENTATIVES**  
(Continued)

**7. Unexpended Balances: Legislative Budget Board.**

- a. Any unexpended balances as of August 31, 1999, in the appropriations made to the Legislative Budget Board for fiscal year 1999, are hereby reappropriated to the Legislative Budget Board for the biennium beginning September 1, 1999.
- b. Any unexpended balances as of August 31, 2000, in the appropriations made hereinabove to the Legislative Budget Board are hereby reappropriated for the same purposes for the fiscal year beginning September 1, 2000.

**8. Transfer to Sunset Advisory Commission Account and Unexpended Balances.**

- a. Out of the appropriations made in this Article for the Senate or the House of Representatives, there may be transferred upon the written approval of the Lieutenant Governor or the Speaker of the House, to an appropriations account for the Sunset Advisory Commission such sums as may be deemed necessary but not to exceed an aggregate of \$1,492,326 for the fiscal year beginning September 1, 1999, and \$1,472,326 for the fiscal year beginning September 1, 2000, for maintaining the operations of the commission. Any unexpended balances as of August 31, 2000, in the appropriations made hereinabove to the Sunset Advisory Commission are hereby reappropriated for the same purposes for the fiscal year beginning September 1, 2000.
- b. Any unexpended balances as of August 31, 1999, in the appropriations made to the Sunset Advisory Commission for fiscal year 1999, are hereby reappropriated to the Sunset Advisory Commission for the biennium beginning September 1, 1999.

**LEGISLATIVE COUNCIL**

	For the Years Ending	
	August 31,	August 31,
	<u>2000</u>	<u>2001</u>

**Out of the General Revenue Fund:**

1. Legislative Council	\$ <u>37,288,671</u>	\$ <u>40,242,934</u>
<b>Grand Total, LEGISLATIVE COUNCIL</b>	<b>\$ <u>37,288,671</u></b>	<b>\$ <u>40,242,934</u></b>

- 1. **Purposes for Which Appropriations May Be Expended.** Funds appropriated to the Legislative Council may be expended for payment of salaries and other necessary expenses to carry out the council's statutory powers and duties (including those powers and duties provided by Chapters 301, 323, and 326, Government Code; Sections 531.203, 762.011, and 2053.004, Government Code; and Section 276.008, Election Code) and to carry out responsibilities assigned pursuant to legislative resolution. Out of the funds appropriated above \$1,000,000 each shall be transferred annually to the Senate and the House of Representatives for printing costs and \$50,000 each shall be transferred annually for moving expenses.
- 2. **Unexpended Balances.** Any unexpended balances as of August 31, 1999 previously appropriated to the Legislative Council are hereby reappropriated to the Council for the biennium beginning September 1, 1999 for the purposes stated in rider provision 1 of the preceding appropriation to the Council.

**LEGISLATIVE COUNCIL**  
(Continued)

Any unexpended balances in the appropriations account of the Legislative Council as of August 31, 2000 are hereby reappropriated to the Legislative Council for the fiscal year beginning September 1, 2000.

3. **Appropriation of Fees: Charges for Information Services.** In addition to other amounts appropriated, there is appropriated to the Legislative Council for the fiscal years beginning September 1, 1999 and September 1, 2000 any amounts received as charges under Section 323.014(c), Government Code.

**COMMISSION ON UNIFORM STATE LAWS**

	For the Years Ending	
	August 31, 2000	August 31, 2001
<b>Out of the General Revenue Fund:</b>		
1. Commission on Uniform State Laws	\$ 92,600	\$ 96,275
<b>Grand Total, COMMISSION ON UNIFORM STATE LAWS</b>	<b>\$ 92,600</b>	<b>\$ 96,275</b>

1. **Purposes for Which Appropriations May Be Expended.** Funds appropriated to the Commission on Uniform State Laws may be expended for payment of the contribution by the State of Texas to the National Conference of Commissioners on Uniform State Laws and for payment of other necessary expenses of the commission in carrying out provisions of Chapter 415, Acts, Fifty-second Legislature, Regular Session, 1951, as amended by Chapter 735, Acts, Sixty-fifth Legislature, Regular Session, 1977, including the printing of the commission's report and travel expenses of members of the commission to attend annual meeting of the National Conference of Commissioner's on Uniform State Laws and travel to the state capitol on commission business.
2. **Unexpended Balances.** Any unexpended balances as of August 31, 1999 in the general appropriations made for the Commission on Uniform State Laws are hereby reappropriated to the Commission on Uniform State Laws for the same purposes for the biennium beginning September 1, 1999.

Any unexpended balances in the appropriations of the Commission on Uniform State Laws as of August 31, 2000 are hereby reappropriated to the Commission on Uniform State Laws for the fiscal year beginning September 1, 2000.



## STATE AUDITOR'S OFFICE

	For the Years Ending	
	August 31, 2000	August 31, 2001
1. State Auditor	<u>\$ 12,964,257</u>	<u>\$ 12,964,257</u>
<b>Grand Total, STATE AUDITOR'S OFFICE</b>	<u><u>\$ 12,964,257</u></u>	<u><u>\$ 12,964,257</u></u>
 <b>Method of Financing:</b>		
General Revenue Fund	\$ 11,564,257	\$ 11,564,257
Appropriated Receipts	<u>1,400,000</u>	<u>1,400,000</u>
<b>Total, Method of Financing</b>	<u><u>\$ 12,964,257</u></u>	<u><u>\$ 12,964,257</u></u>

1. **Legislative Audit Committee Direction.** The sums appropriated for the State Auditor's Office are to be expended under the direction and subject to the control of the Legislative Audit Committee in furtherance of the functions assigned by statute to the department.
  
2. **Fund Transfers for Reimbursement of Services.** In order that the General Revenue Fund may be reimbursed for the expenses of services performed for state agencies, departments, commissions, boards or divisions supported from funds other than the General Revenue Fund, it is hereby provided that the State Auditor may request the Comptroller to make transfers from unappropriated balances of such other funds to the General Revenue Fund. It is further provided that transfers may be requested from federal grant funds on deposit within special appropriations maintained by the state agencies, departments, commissions, boards or divisions in the General Revenue Fund. The amounts so requested for all transfers are to be based on actual costs of such services, and transfer of the requested amounts shall be made by the Comptroller with the approval of the Legislative Audit Committee.

Where work is performed for state agencies, departments, commissions, boards or divisions that do not carry their funds in the State Treasury, it is hereby provided that reimbursement shall be made out of such funds to the General Revenue Fund for actual cost of such work, and billings therefor shall be made by the State Auditor with the approval of the Legislative Audit Committee.

3. **Appropriation of Reimbursements for Audit Activities.** Reimbursements received for work performed in fulfillment of federal audit requirements are hereby reappropriated to the State Auditor's Office.

Reimbursements for costs incurred for work performed in auditing or oversight type reviews, as directed by the Legislature, of entities other than those defined as state departments and institutions of higher education, are hereby appropriated to the State Auditor's Office. (Examples of this type of work include reviews of river authorities, special districts, regional or metropolitan transit authorities, or other political subdivisions created by acts of the Legislature.)

4. **Unexpended Balances.** Any unexpended balance as of August 31, 1999, in amounts previously appropriated to the State Auditor from the General Revenue Fund is hereby reappropriated to the State Auditor for the same purposes for the biennium beginning September 1, 1999.

**STATE AUDITOR'S OFFICE**  
(Continued)

Any unexpended balance remaining in the appropriations of the State Auditor as of August 31, 2000, is hereby reappropriated to the State Auditor for the same purposes for the fiscal year beginning September 1, 2000.

5. **Notification of State Auditor Reports.** The State Auditor shall provide copies of audit reports to the respective affected agencies and to the Legislative Audit Committee prior to public release of any audit or audit information.

**LEGISLATIVE REFERENCE LIBRARY**

	For the Years Ending	
	August 31, 2000	August 31, 2001
1. Legislative Reference Library	<u>\$ 1,095,674</u>	<u>\$ 1,205,863</u>
<b>Grand Total, LEGISLATIVE REFERENCE LIBRARY</b>	<u>\$ 1,095,674</u>	<u>\$ 1,205,863</u>
 <b>Method of Financing:</b>		
General Revenue Fund	\$ 1,070,674	\$ 1,175,863
Appropriated Receipts	<u>25,000</u>	<u>30,000</u>
<b>Total, Method of Financing</b>	<u>\$ 1,095,674</u>	<u>\$ 1,205,863</u>

1. **Purposes for Which Appropriations May Be Expended.** Funds appropriated to the Legislative Reference Library may be expended for library administration and services, for salaries and wages, travel, consumable supplies and materials, current and recurring operating expenses, capital outlay, books and periodicals, and other necessary expenses to be expended under the direction of the Legislative Library Board.
2. **Unexpended Balances.** Any unexpended balances as of August 31, 1999, in the general appropriations made to the Legislative Reference Library are hereby reappropriated for the biennium beginning September 1, 1999.

Any unexpended balances as of August 31, 2000, in the appropriations made hereinabove to the Legislative Reference Library are hereby reappropriated for the same purposes for the fiscal year beginning September 1, 2000.

Sec. 2. (a) A provision of the General Provisions of this Act that restricts or limits the use or transfer of appropriated funds, or that imposes a duty or places a limitation or condition precedent on a state agency, applies to entities and appropriations under this Article only to the extent that the provision by its terms specifically and expressly applies to those entities or appropriations. A general reference to "funds appropriated by this Act" or similar words is not specific and express application for purposes of this section.

(b) Amounts appropriated under this Article may be transferred among entities covered by this Article in accordance with Chapter 326, Government Code.

## Retirement and Group Insurance

	For the Years Ending	
	August 31, 2000	August 31, 2001
<b>Out of the General Revenue Fund, estimated:</b>		
<b>A. Goal: EMPLOYEES RETIREMENT SYSTEM</b>		
<b>A.1.1. Strategy:</b> RETIREMENT CONTRIBUTIONS Provide an actuarially sound level of funding as defined by state law. Estimated	\$ 4,303,333	\$ 4,410,916
<b>A.1.2. Strategy:</b> GROUP INSURANCE Provide a basic health care and life insurance program for general state employees. Estimated	<u>\$ 8,145,065</u>	<u>\$ 8,586,147</u>
<b>Total, Goal A:</b> EMPLOYEES RETIREMENT SYSTEM	<u>\$ 12,448,398</u>	<u>\$ 12,997,063</u>
<b>Grand Total, RETIREMENT AND GROUP INSURANCE</b>	<u>\$ 12,448,398</u>	<u>\$ 12,997,063</u>

## Social Security and Benefit Replacement Pay

	For the Years Ending	
	August 31, 2000	August 31, 2001
<b>Out of the General Revenue Fund, estimated:</b>		
<b>A. Goal: SOCIAL SECURITY/BENEFIT REPLACEMENT</b> To provide funding to the Comptroller of Public Accounts for Social Security Contributions and Benefit Replacement Pay.		
<b>A.1.1. Strategy:</b> STATE MATCH -- EMPLOYER Provide an employer match for Social Security contributions. Estimated	\$ 5,299,094	\$ 5,431,571
<b>A.1.2. Strategy:</b> BENEFIT REPLACEMENT PAY Provide Benefit Replacement Pay to eligible employees. Estimated	<u>\$ 1,053,578</u>	<u>\$ 958,669</u>
<b>Total, Goal A:</b> SOCIAL SECURITY/BENEFIT REPLACEMENT	<u>\$ 6,352,672</u>	<u>\$ 6,390,240</u>
<b>Grand Total, SOCIAL SECURITY AND BENEFIT REPLACEMENT PAY</b>	<u>\$ 6,352,672</u>	<u>\$ 6,390,240</u>

**RECAPITULATION - ARTICLE X  
THE LEGISLATURE  
(General Revenue)**

	For the Years Ending	
	August 31, 2000	August 31, 2001
Senate	\$ 28,131,446	\$ 29,096,979
House of Representatives	28,281,445	29,646,979
Legislative Budget Board	2,708,640	2,708,640
Legislative Council	37,288,671	40,242,934
Uniform State Laws, Commission on	92,600	96,275
State Auditor's Office	11,564,257	11,564,257
Legislative Reference Library	1,070,674	1,175,863
Subtotal, Legislature	<b>\$ 109,137,733</b>	<b>\$ 114,531,927</b>
Retirement and Group Insurance	12,448,398	12,997,063
Social Security and Benefit Replacement Pay	6,352,672	6,390,240
<b>TOTAL, ARTICLE X - The Legislature</b>	<b>\$ 127,938,803</b>	<b>\$ 133,919,230</b>

**RECAPITULATION - ARTICLE X  
THE LEGISLATURE  
(Other Funds)**

	For the Years Ending	
	August 31, 2000	August 31, 2001
Senate	\$	\$
House of Representatives		
Legislative Budget Board		
Legislative Council		
Uniform State Laws, Commission on		
State Auditor's Office	1,400,000	1,400,000
Legislative Reference Library	25,000	30,000
Subtotal, Legislature	<b>\$ 1,425,000</b>	<b>\$ 1,430,000</b>
Retirement and Group Insurance		
Social Security and Benefit Replacement Pay		
Less Interagency Contracts	\$	\$
<b>TOTAL, ARTICLE X - The Legislature</b>	<b>\$ 1,425,000</b>	<b>\$ 1,430,000</b>

**RECAPITULATION - ARTICLE X  
THE LEGISLATURE  
(All Funds)**

	For the Years Ending	
	August 31, 2000	August 31, 2001
	<u>                    </u>	<u>                    </u>
Senate	\$ 28,131,446	\$ 29,096,979
House of Representatives	28,281,445	29,646,979
Legislative Budget Board	2,708,640	2,708,640
Legislative Council	37,288,671	40,242,934
Uniform State Laws, Commission on	92,600	96,275
State Auditor's Office	12,964,257	12,964,257
Legislative Reference Library	<u>1,095,674</u>	<u>1,205,863</u>
Subtotal, Legislature	<u>\$ 110,562,733</u>	<u>\$ 115,961,927</u>
Retirement and Group Insurance	12,448,398	12,997,063
Social Security and Benefit Replacement Pay	<u>6,352,672</u>	<u>6,390,240</u>
Less Interagency Contracts	<u>\$ _____</u>	<u>\$ _____</u>
<b>TOTAL, ARTICLE X - The Legislature</b>	<u><b>\$ 129,363,803</b></u>	<u><b>\$ 135,349,230</b></u>
Number of Full-time Equivalent Positions (FTE)	0.0	0.0



## ARTICLE XII

### TOBACCO SETTLEMENT RECEIPTS

From receipts collected pursuant to the Comprehensive Tobacco Settlement Agreement and Release and other funding sources, and pursuant to House Bills 1676 and 1945, the Seventy-sixth Legislature, 1999, hereby makes the following appropriations for the 2000-01 biennium:

### TOBACCO SETTLEMENT RECEIPTS

	For the Years Ending	
	August 31, 2000	August 31, 2001
<b>A. Goal:</b> TOBACCO SETTLEMENT RECEIPTS		
Appropriations Made from Tobacco Settlement Receipts		
<b>A.1.1. Strategy:</b> UT M.D. ANDERSON CENTER The University of Texas M.D. Anderson Cancer Center	\$ 10,000,000	\$ U.B.
<b>A.1.2. Strategy:</b> BAYLOR UNIV MEDICAL CENTER- DALLAS Texas Higher Education Coordinating Board for a Contract With Baylor University Medical Center in Dallas, Pursuant to HB 1945	\$ 1,000,000	\$ U.B.
<b>A.1.3. Strategy:</b> CHILDREN'S HEALTH INS PROGRAM	\$ 35,800,000	\$ 143,800,000 & U.B.
Children's Health Insurance Program		
<b>A.1.4. Strategy:</b> MHMR NEW GENERATION MEDICATION Department of Mental Health and Mental Retardation New Generation Medications	\$ 30,500,000	\$ U.B.
<b>A.1.5. Strategy:</b> TEXAS HEALTHY KIDS FUND/ CORP Texas Healthy Kids Fund/Corporation	\$ 3,000,000	\$ U.B.
<b>A.1.6. Strategy:</b> TDH ADDL DEPNDNT CHILDREN WAIVERS	\$ 4,700,000	\$ 4,300,000 & U.B.
Department of Health-Additional Medically Dependent Children's Program Waiver Services		
<b>A.1.7. Strategy:</b> TDH CHILDREN'S IMMUNIZATIONS Department of Health-Immunizations for Children	\$ 5,400,000	\$ U.B.
<b>A.1.8. Strategy:</b> TDH NEWBORN HEARING SCREENING	\$ 1,700,000	\$ 1,100,000 & U.B.
Department of Health Newborn Hearing Screening		
<b>A.1.9. Strategy:</b> COMMUNITY MH CHILDREN'S SVCS	\$ 7,500,000	\$ 7,500,000 & U.B.
Department of Mental Health and Mental Retardation - Mental Health Community Services for Children.		
<b>A.1.10. Strategy:</b> RESPITE CARE Interagency Council on Early Childhood Intervention - Respite Care	\$ 1,000,000	\$ U.B.

**TOBACCO SETTLEMENT RECEIPTS**  
(Continued)

<b>A.1.11. Strategy:</b> DHS - CLASS WAIVER Department of Human Services - CLASS Waiver	\$ 12,000,000	\$	U.B.
<b>A.1.12. Strategy:</b> MHMR HOME/COMMUNITY SERVICES WAIVER Department of Mental Health and Mental Retardation - Home and Community-based Services Waiver.	\$ 4,800,000	\$	U.B.
<b>A.1.13. Strategy:</b> CHEST HOSPITALS Department of Health	<u>\$ 35,000,000</u>	<u>\$</u>	<u>U.B.</u>
<b>Total, Goal A: TOBACCO SETTLEMENT RECEIPTS</b>	<u>\$ 152,400,000</u>	<u>\$</u>	<u>156,700,000</u>

**B. Goal: PERMANENT FUNDS**

Appropriations made from Permanent Funds Created by HB 1676 and HB 1945

<b>B.1.1. Strategy:</b> MINORITY HEALTH RESEARCH/ EDUCATION Out of the Permanent Fund for Minority Health Research and Education to Texas Higher Education Coordinating Board. Estimated.	\$ 1,250,000	\$	1,250,000
<b>B.1.2. Strategy:</b> TOBACCO EDUCATION AND ENFORCEMENT Out of the Permanent Fund for Tobacco Education and Enforcement to the Texas Department of Health. Estimated.	\$ 10,000,000	\$	10,000,000
<b>B.1.3. Strategy:</b> CHILDREN & PUBLIC HEALTH Out of the Permanent Fund for Children and Public Health to the Texas Department of Health. Estimated.	\$ 5,000,000	\$	5,000,000
<b>B.1.4. Strategy:</b> EMS AND TRAUMA CARE Out of the Permanent Fund for Emergency Medical Services and Trauma Care to the Texas Department of Health. Estimated.	\$ 5,000,000	\$	5,000,000
<b>B.1.5. Strategy:</b> RURAL HEALTH FACILITY CAPITAL Out of the Permanent Fund for Rural Health Facility Capital Improvement to the Center for Rural Health Initiatives. Estimated.	\$ 2,500,000	\$	2,500,000
<b>B.1.6. Strategy:</b> SMALL URBAN HOSPITALS Out of the Community Hospital Capital Improvement Fund to the Texas Department of Health. Estimated.	\$ 1,250,000	\$	1,250,000
<b>B.1.7. Strategy:</b> HLTH-RELATED HIGHER ED INSTITUTIONS Out of the Permanent Health Fund for Higher Education to the Health-related Institutions of Higher Education listed as recipients of the fund. Estimated.	\$ 17,500,000	\$	17,500,000
<b>B.1.8. Strategy:</b> NURSING, ALLIED HLTH FUND Out of the Permanent Fund for Higher Education Nursing, Allied Health and Other Health-related Programs to the Texas Higher Education Coordinating Board. Estimated.	<u>\$ 2,250,000</u>	<u>\$</u>	<u>2,250,000</u>
<b>Total, Goal B: PERMANENT FUNDS</b>	<u>\$ 44,750,000</u>	<u>\$</u>	<u>44,750,000</u>

**C. Goal: ENDOWMENT FUNDS-HIGHER EDUCATION**

Appropriations to the Following Institutions of Higher Education from Endowment Funds Established for the Following Institutions of Higher Education



**TOBACCO SETTLEMENT RECEIPTS**  
(Continued)

<b>C.1.1. Strategy:</b> UTHSC - SAN ANTONIO The University of Texas Health Science Center at San Antonio. Estimated.	\$ 10,000,000	\$ 10,000,000
<b>C.1.2. Strategy:</b> UTMDA CANCER CENTER The University of Texas M.D. Anderson Cancer Center. Estimated.	\$ 5,000,000	\$ 5,000,000
<b>C.1.3. Strategy:</b> UTSWMC - DALLAS The University of Texas Southwestern Medical Center at Dallas. Estimated.	\$ 2,500,000	\$ 2,500,000
<b>C.1.4. Strategy:</b> UT MED BRANCH - GALVESTON The University of Texas Medical Branch at Galveston. Estimated.	\$ 1,250,000	\$ 1,250,000
<b>C.1.5. Strategy:</b> UTHSC - HOUSTON The University of Texas Health Science Center at Houston. Estimated.	\$ 1,250,000	\$ 1,250,000
<b>C.1.6. Strategy:</b> UTHC - TYLER The University of Texas Health Center at Tyler. Estimated.	\$ 1,250,000	\$ 1,250,000
<b>C.1.7. Strategy:</b> UT - EL PASO The University of Texas at El Paso. Estimated.	\$ 1,250,000	\$ 1,250,000
<b>C.1.8. Strategy:</b> TAMUS HEALTH SCIENCE CENTER Texas A&M University System Health Science Center. Estimated.	\$ 1,250,000	\$ 1,250,000
<b>C.1.9. Strategy:</b> UNT HEALTH SCIENCE CENTER- FT WORTH The University of North Texas Health Science Center at Fort Worth. Estimated.	\$ 1,250,000	\$ 1,250,000
<b>C.1.10. Strategy:</b> TTUHSC (EL PASO) Texas Tech University Health Sciences Center (El Paso). Estimated.	\$ 1,250,000	\$ 1,250,000
<b>C.1.11. Strategy:</b> TTUHSC - (OTHER THAN EL PASO) Texas Tech University Health Sciences Center (Other Than El Paso). Estimated.	\$ 1,250,000	\$ 1,250,000
<b>C.1.12. Strategy:</b> BAYLOR COLLEGE OF MEDICINE Texas Higher Education Coordinating Board for the Baylor College of Medicine. Estimated.	\$ 1,250,000	\$ 1,250,000
<b>C.1.13. Strategy:</b> LOWER RIO GRANDE VAL RAHC Out of the Permanent Endowment Fund Created for the Lower Rio Grande Valley Regional Academic Health Center Endowment to the Lower Rio Grande Valley Regional Academic Health Center. Estimated.	<u>\$ 1,000,000</u>	<u>\$ 1,000,000</u>
<b>Total, Goal C: ENDOWMENT FUNDS-HIGHER EDUCATION</b>	<u>\$ 29,750,000</u>	<u>\$ 29,750,000</u>
<b>Grand Total, TOBACCO SETTLEMENT RECEIPTS</b>	<u>\$ 226,900,000</u>	<u>\$ 231,200,000</u>

**TOBACCO SETTLEMENT RECEIPTS**  
(Continued)

**Method of Financing:**

General Revenue - Dedicated - Earnings from Tobacco Settlement Receipt Funds	\$	74,500,000	\$	74,500,000
General Revenue - Dedicated - Tobacco Settlement Receipts		<u>152,400,000</u>		<u>156,700,000</u>
<b>Total, Method of Financing</b>		<u>\$ 226,900,000</u>		<u>\$ 231,200,000</u>

1. **Informational Listing - Tobacco Settlement Receipts.** Appropriations made above in Goal A are made from tobacco settlement receipts; appropriations made above in Goal B are from earnings from funds established by House Bill 1676 and House Bill 1945; appropriations made in Goal C are from earnings from funds established by House Bill 1945. The following is an informational listing of the distribution of tobacco settlement receipts authorized by the Seventy-sixth Legislature, and does not make appropriations.

	For the Years Ending	
	August 31, 2000	August 31, 2001
<b>TOBACCO SETTLEMENT RECEIPTS</b>		
Permanent Health Fund for Higher Education	\$ 350,000,000	\$ U.B.
Permanent Fund for Children and Public Health	\$ 100,000,000	\$ U.B.
Permanent Fund For Tobacco Education and Enforcement	\$ 200,000,000	\$ U.B.
Children's Health Insurance Program	\$ 35,800,000	\$ 143,800,000 & U.B.
The University of Texas Health Science Center at San Antonio Endowment	\$ 200,000,000	\$ U.B.
Permanent Fund for Emergency Medical Services and Trauma Care	\$ 100,000,000	\$ U.B.
Permanent Fund for Rural Health Facility Capital Improvement (Rural Hospital Infrastructure)	\$ 50,000,000	\$ U.B.
The University of Texas M.D. Anderson Cancer Center Endowment	\$ 100,000,000	\$ U.B.
The University of Texas M.D. Anderson Cancer Center	\$ 10,000,000	\$ U.B.
Texas Tech University Health Sciences Center (Border Health Institute - El Paso)	\$ 25,000,000	\$ U.B.
The University of Texas Southwestern Medical Center at Dallas Endowment	\$ 50,000,000	\$ U.B.
Texas Tech University Health Sciences Center Endowment (Other Than El Paso)	\$ 25,000,000	\$ U.B.

**TOBACCO SETTLEMENT RECEIPTS**  
(Continued)

The University of Texas Medical Branch at Galveston Endowment	\$	25,000,000	\$	U.B.
The University of Texas Health Science Center at Houston Endowment	\$	25,000,000	\$	U.B.
The University of Texas Health Science Center at Tyler Endowment	\$	25,000,000	\$	U.B.
Texas A&M University Health Science Center Endowment	\$	25,000,000	\$	U.B.
University of North Texas Health Science Center at Fort Worth Endowment	\$	25,000,000	\$	U.B.
Lower Rio Grande Valley Regional Academic Health Center	\$	20,000,000	\$	U.B.
University of Texas -El Paso Border Health	\$	25,000,000	\$	U.B.
Baylor College of Medicine	\$	25,000,000	\$	U.B.
Permanent Fund For Higher Education Nursing, Allied Health and Other Health Related Programs	\$	45,000,000	\$	U.B.
Permanent Fund for Minority Health Research and Education	\$	25,000,000	\$	U.B.
Community Hospital Capital Improvement Fund (Small Urban Hospitals)	\$	25,000,000	\$	U.B.
Texas Association of School Boards Risk Management Fund (Group Health Benefits)	\$	5,000,000	\$	U.B.
Texas Municipal League Group Benefits Management Pool	\$	10,000,000	\$	U.B.
Department of Mental Health and Mental Retardation (New Generation Medication)	\$	30,500,000	\$	U.B.
Chest Hospitals	\$	35,000,000	\$	U.B.
Interagency Council on Early Childhood Intervention - Respite Care	\$	1,000,000	\$	U.B.
Department of Health - Newborn Hearing Screening	\$	1,700,000	\$	1,100,000 & U.B.
Department of Health - Immunizations	\$	5,400,000	\$	U.B.
Department of Health - Additional Medically Dependent Children's Waiver Services	\$	4,700,000	\$	4,300,000 & U.B.
Department of Human Services - CLASS Waiver	\$	12,000,000	\$	U.B.

**TOBACCO SETTLEMENT RECEIPTS**  
(Continued)

Department of Mental Health and Mental Retardation Home and Community Services Waiver	\$ 4,800,000	\$ U.B.
Department of Mental Health and Mental Retardation Children's Mental Health	\$ 7,500,000	\$ 7,500,000 & U.B.
Healthy Kids Corp	\$ 3,000,000	\$ U.B.
Baylor University Medical Center at Dallas	<u>\$ 1,000,000</u>	<u>\$ U.B.</u>
<b>Grand Total,</b>	<u>\$ 1,657,400,000</u>	<u>\$ 156,700,000</u>

2. **Estimated Appropriation - Higher Education Funds.** The estimated amounts appropriated above in Strategies B.1.1., B.1.7., B.1.8., and Goal C are out of amounts available for distribution or investment returns out of the Permanent Health Fund for Higher Education, the Permanent Fund for Higher Education Nursing, Allied Health and Other Health-Related Programs, the Permanent Fund for Minority Health Research and Education and the Permanent Funds for Health-Related Institutions. Amounts available for distribution or investment returns in excess of the amounts estimated above are also appropriated to the specified agency or institution.
3. **Estimated Appropriation.** The estimated amounts appropriated above in Strategies B.1.2., B.1.3., B.1.4., B.1.5., and B.1.6. are out of available earnings of the Permanent Fund for Tobacco Education and Enforcement, the Permanent Fund for Children and Public Health, the Permanent Fund for Rural Health Facility Capital Improvement, the Permanent Fund for Emergency Medical Services and Trauma Care, and the Community Hospital Capital Improvement Fund (Small Urban Hospitals). Available earnings in excess of the amounts estimated above are appropriated to the specified recipient of the available earnings of the fund in applicable law.
4. **Appropriation for Health Insurance Coverage for Dependent Children of Certain State Employees.** Contingent upon passage of SB 1351 or similar legislation relating to the state's contribution for dependent children of certain state employees, a portion of funds appropriated above in Strategy A.1.3. shall be transferred to the Employees Retirement System to implement the provisions of that Act.
5. **Allocation of Funds for Children's Health Insurance Program.** Out of the funds appropriated above, in Strategy A.1.3., Children's Health Insurance Program pursuant to SB 445, necessary amounts are appropriated to the Health and Human Services Commission for the purpose of allocation among agencies involved in the Children's Health Insurance Program.
6. **Contingency for House Bill 1676.** The appropriation of funds made above in Strategies B.1.2., Tobacco Education and Enforcement, B.1.3., Children and Public Health, B.1.4., EMS and Trauma Care, B.1.5., Rural Health Facility Capital, and B.1.6., Small Urban Hospitals, is hereby made contingent upon the enactment of HB 1676, or similar legislation relating to the creation of new funds and various programs relating to public health and related activities, by the Seventy-sixth Legislature, Regular Session. Funds appropriated in these items may be transferred by an agency to appropriate strategies within the agency's bill pattern for the purpose of implementing House Bill 1676. In no event may the administrative costs to implement the provisions of the bill exceed three percent. Grants and program costs must compose at least 97 percent of the expenditures to implement the provisions of the bill. Out of the appropriation from the Permanent Fund for Tobacco Education and Enforcement, the Texas

## TOBACCO SETTLEMENT RECEIPTS (Continued)

Department of Health may reimburse members of an advisory committee related to the Permanent Fund for Tobacco Education and Enforcement if the department appoints an advisory committee.

7. **Home and Community Services Waiver.** It is the intent of the Legislature that the Department of Mental Health and Mental Retardation use \$4,800,000 in tobacco funds appropriated above and associated federal funds for the Home and Community Services (HCS) Waiver Program to serve the individuals that are not currently served in any other Medicaid waiver program and that have been on the HCS waiting list for the longest time statewide. Other Home and Community Services Waiver appropriations made in Article II of this Act may be allocated according to the department's equity formulas to serve the individuals that have been on the waiting list longest within a particular service area.
8. **Limitations.** Appropriations made in this Article are governed by the limitations and reporting requirements otherwise provided by this Act and other law.
9. **Contingency for House Bill 1748 and House Bill 3504.** The appropriation of funds made above in Item A.1.13., Chest Hospitals, is hereby made contingent upon the enactment of both House Bill 1748, relating to the construction and operations of the Texas Center for Infectious Disease, or similar legislation and House Bill 3504, relating to the long-range plan for the South Texas Hospital, or similar legislation, by the Seventy-sixth Legislature, Regular Session. Funds appropriated in that item may be transferred to the appropriate strategies in the Department of Health bill pattern, by the Department of Health for the purpose of implementing both bills. The Department of Health shall make a determination as to how the funds are to be allocated between the projects described in the two bills and provide this plan to the Legislative Budget Board and the Governor by September 1, 1999. This appropriation is also made contingent upon approval of the plan for distribution of the funds between the projects by the Legislative Budget Board and the Governor. Also contingent on the enactment of House Bill 3504, or similar legislation, the "Number of Full-time Equivalent Positions (FTE)" figure indicated for the Department of Health, Article II of this Act, is hereby decreased by 51 for fiscal year 2001.
10. **Limitation on Use of Funds.** State agencies and institutions of higher education that are appropriated funds from the receipts collected pursuant to the Comprehensive Tobacco Settlement Agreement and Release shall submit a budget by November 1, 1999 to the Legislative Budget Board and the Governor. This budget shall describe the purposes and amounts for which such funds will be expended by the state agency or institution of higher education. No funds described in this budget may be expended by the state agency or institution of higher education until the Legislative Budget Board and the Governor receive the budget.

**RECAPITULATION - ARTICLE XII  
TOBACCO SETTLEMENT RECEIPTS  
(General Revenue - Dedicated)**

	For the Years Ending	
	August 31, 2000	August 31, 2001
	<u>                    </u>	<u>                    </u>
Tobacco Settlement Receipts	\$ 226,900,000	\$ 231,200,000
<b>TOTAL, ARTICLE XII - Tobacco Settlement Receipts</b>	<b><u>\$ 226,900,000</u></b>	<b><u>\$ 231,200,000</u></b>

**RECAPITULATION - ARTICLE XII  
TOBACCO SETTLEMENT RECEIPTS  
(All Funds)**

	For the Years Ending	
	August 31, 2000	August 31, 2001
	<u>                    </u>	<u>                    </u>
Tobacco Settlement Receipts	\$ 226,900,000	\$ 231,200,000
<b>TOTAL, ARTICLE XII - Tobacco Settlement Receipts</b>	<b><u>\$ 226,900,000</u></b>	<b><u>\$ 231,200,000</u></b>

### **ARTICLE XIII. SAVINGS CLAUSE**

If any section, sentence, clause or part of this Act shall for any reason be held to be invalid, such decision shall not affect the remaining portions of this Act; and it is hereby declared to be the intention of the Legislature to have passed each sentence, section, clause, or part thereof irrespective of the fact that any other sentence, section, clause or part thereof may be declared invalid.

### **ARTICLE XIV. EMERGENCY CLAUSE**

The importance of the legislation to the people of the State of Texas and the crowded condition of the calendars in both Houses of the Legislature create an emergency and an imperative public necessity that the Constitutional Rule requiring bills to be read on three separate days in each House be suspended, and said Rule is hereby suspended; and this Act shall take effect and be in force from and after its passage, and it is so enacted.





Rick Peary  
President of the Senate

Rowland L. Lantry  
Speaker of the House

I certify that H.B. No. 1 was passed by the House on April 14, 1999, by a non-record vote; that the House refused to concur in Senate amendments to H.B. No. 1 on April 23, 1999, and requested the appointment of a conference committee to consider the differences between the two houses; and that the House adopted the conference committee report on H.B. No. 1 on May 26, 1999, by the following vote: Yeas 142, Nays 1, 2 present, not voting; passed subject to the provisions of Article III, Section 49a, of the Constitution of the State of Texas.

Sharon Carter

Chief Clerk of the House

I certify that H.B. No. 1 was passed by the Senate, with amendments, on April 23, 1999, by a viva-voce vote; at the request of the House, the Senate appointed a conference committee to consider the differences between the two houses; and that the Senate adopted the conference committee report on H.B. No. 1 on May 27, 1999, by a viva-voce vote; passed subject to the provisions of Article III, Section 49a, of the Constitution of the State of Texas.

*Deetta Ling*

Secretary of the Senate

I certify that the amounts appropriated in the herein H.B. No. 1, Regular Session of the 76th Legislature, are within amounts estimated to be available in the affected fund.

Certified June 4, 1999

*Carole Ketter Rylander*

Comptroller of Public Accounts

APPROVED:

6.20.99

Date

*[Signature]*  
Governor

FILED IN THE OFFICE OF THE  
SECRETARY OF STATE  
11:45pm O'CLOCK

JUN 20 1999

*[Signature]*  
Secretary of State

**Governor's Veto Proclamation**



# PROCLAMATION

BY THE

## *Governor of the State of Texas*

---

**TO ALL TO WHOM THESE PRESENTS SHALL COME:**

House Bill 1, the General Appropriations Bill, having been duly certified by the Comptroller of Public Accounts pursuant to Article III, Section 49a of the Texas Constitution, has been presented to me for action. This bill appropriates an estimated \$98.1 billion from all fund sources which includes \$55.1 billion from the General Revenue Fund for the fiscal biennium beginning September 1, 1999.

Total appropriations, when adjusted for inflation, population growth and property tax relief, reflect an increase of 1.9 percent over the current budget. Since 1994-95, real per capita spending has grown only 3.6 percent and has also grown less than the overall growth in the state economy. Spending as a percent of personal income has declined steadily from 9.5 percent in 1994-95 to 8.5 percent for 2000-01, a level last achieved 10 years ago.

Conservative budgetary policies and a growing state economy have resulted in the strongest fiscal condition for the state in recent history. When the Seventy-sixth Legislature convened in regular session, it was presented with the opportunity and the challenge to allocate some \$5.6 billion of additional state revenue above the current general revenue spending level. Even though the available revenue amount was subsequently increased to \$6.4 billion, the total cost of various proposals and requests far exceeded this record amount of "new money." Crafting the final state budget involved careful review and consideration of competing proposals ultimately determined by setting priorities.

The proposed state budget that I submitted to the Legislature presented my key fiscal priorities and the criteria against which I would evaluate fiscal proposals:

---

**Key Fiscal Priorities**

- Meet Basic Needs
- Cut State Taxes
- Lower School Property Taxes
- Improve Funding for Public Schools
- Achieve Longer-term Benefits

---

**Fiscal Criteria**

- Whether the benefits are broadly shared
- Whether the economic health of the state is strengthened
- Whether the achievement of key objectives is promoted
- Whether the philosophy of limited and efficient government, local control, personal responsibility, and strong families is supported

I am pleased that through the passage of House Bill 1, along with Senate Bill 4, Senate Bill 441 and other measures, these priorities are accomplished. Over the next two years, tax relief measures will save Texans \$2.1 billion, including \$1.35 billion in property tax relief; school teachers will receive a \$3,000 pay raise; public education will receive 60 percent of all new general revenue spending; and endowments created with tobacco settlement proceeds will benefit health-related services for years to come.

This responsible budget supports the largest tax cut in our state's history, funds the basic needs and priorities of our growing state, and is good for Texas. Accordingly, I apply my veto authority sparingly. My item vetoes, totaling approximately \$51.1 million, would eliminate funding included for proposed legislation that did not pass and for legislation that I vetoed. I hereby veto the following items from House Bill 1, Seventy-sixth Legislature, Regular Session, 1999, and include a statement of my objections to each of those items.

## ARTICLE I - GENERAL GOVERNMENT

### State Office of Risk Management

Page I-77

- Contingency Appropriation for Senate Bill 1590.** Contingent upon the enactment of Senate Bill 1590, or similar legislation relating to the detection, investigation and prosecution of fraud in the workers' compensation program for state employees, by the Seventy-sixth Legislature, Regular Session, the State Office of Risk Management is hereby appropriated \$430,411 for fiscal year 2000 and \$346,781 for fiscal year 2001 out of the General Revenue Fund for the purpose of implementing that Act. The State Office of Risk Management is hereby authorized to transfer the appropriation made pursuant to this provision to the appropriate strategy items listed above. Also contingent on the enactment of Senate Bill 1590, or similar legislation, the "Number of Full-time Equivalent Positions (FTE)" figure indicated above is hereby increased by 6.0 for fiscal year 2000 and by 6.0 for fiscal year 2001.

*This veto action deletes a rider that was contingent upon proposed legislation that did not pass.*

### Secretary of State

Page I-82

- Contingency Appropriation for House Bill 1699.** Contingent upon the enactment of House Bill 1699, or similar legislation relating to voter registration information, processes and procedures, by the Seventy-sixth Legislature, Regular Session, the Office of the Secretary of State is hereby appropriated \$183,072 to Strategy B.1.1., Elections Administration, for fiscal year 2000 out of the General Revenue Fund for the purpose of implementing that Act.

*This veto action deletes a rider that was contingent upon proposed legislation that did not pass.*

## ARTICLE II – HEALTH AND HUMAN SERVICES

### Department of Health

Page II-45

- Contingency Appropriation for Senate Bill 1533.** Contingent upon the enactment of Senate Bill 1533, or similar legislation relating to the hazardous substances law, by the Seventy-sixth Legislature, Regular Session, the Texas Department of Health is hereby appropriated \$56,153 for fiscal year 2000 and \$60,230 for fiscal year 2001 out of additional revenues collected pursuant to Senate Bill 1533 for the purpose of implementing that Act. In no event shall be amount expended out of, or transferred from, this appropriation exceed the amount of additional revenues generated pursuant to Senate Bill 1533. The additional revenues generated must be sufficient to cover the costs of the appropriation as well as any indirect costs associated with the implementation of the provisions of the bill.

*This veto action deletes a rider that was contingent upon proposed legislation that did not pass.*

## ARTICLE III - EDUCATION

### Texas Forest Service

Page III-217

5. **Contingency Appropriation for House Bill 2107.** Contingent upon the enactment of House Bill 2107, or similar legislation relating to assistance to certain volunteer fire departments and to the imposition of a tax to finance that assistance, by the 76<sup>th</sup> Legislature, Regular Session, Texas Forest Service is hereby appropriated \$375,000 for fiscal year 2000 and \$394,000 for fiscal year 2001 out of additional revenues collected pursuant to House Bill 2107 for the purpose of implementing that Act. In no event shall the amount expended out of appropriations identified by this provision exceed the amount of additional revenues generated pursuant to House Bill 2107.

*House Bill 2107 was vetoed by the Governor; consequently, this veto action eliminates funding proposed for the implementation of that bill.*

## ARTICLE V - PUBLIC SAFETY AND CRIMINAL JUSTICE

### Department of Public Safety

Page V-54

52. **Contingency Appropriation for House Bill 2794.** Contingent upon the enactment of House Bill 2794, or similar legislation relating to the automation of the compulsory motor vehicle inspection system, by the Seventy-sixth Legislature, Regular Session, the Department of Public Safety is hereby appropriated \$22,466,004 for fiscal year 2000 and \$22,645,479 for fiscal year 2001 out of the General Revenue Fund for the purpose of implementing that Act. The Department of Public Safety is hereby authorized to transfer the appropriation made pursuant to this provision to the appropriate strategy items listed above. In no event shall the amount expended out of, or transferred from, appropriations identified by this provision exceed the amount of additional revenues generated pursuant to House Bill 2794 or similar legislation. Funds appropriated by this provision may be expended for capital budget purposes notwithstanding limitations on capital budget expenditures elsewhere in this Act.

*House Bill 2794 was vetoed by the Governor; consequently, this veto action eliminates funding proposed for the implementation of that bill.*

## ARTICLE VI – NATURAL RESOURCES

### Low-Level Radioactive Waste Disposal Authority

Page VI-15

	For the Years Ending	
	August 31, 2000	August 31, 2001
A.1.1. Strategy: ADMINISTRATIVE OVERSIGHT		\$ 3,812,044
Grand Total, LOW-LEVEL RADIOACTIVE WASTE DISPOSAL AUTHORITY		\$ 3,812,044
Other Direct and Indirect Costs Appropriated Elsewhere in this Act		\$ 152,865

*This veto action eliminates funding for the second year of the biennium. The agency functions are being transferred to the Texas Natural Resource Conservation Commission. Therefore, the fiscal year 2000 appropriation is adequate to meet agency needs.*

## ARTICLE IX – GENERAL PROVISIONS

### Page IX-83

Sec. 9-11.12. **Contingency Appropriation for House Bill 2155.** Contingent upon enactment of House Bill 2155, or similar legislation by the Seventy-sixth Legislature relating to the creation of the Texas State Board of Mechanical Industries, all appropriations and FTEs appropriated to the Texas State Board of Plumbing Examiners shall be transferred to the new Texas State Board of Mechanical Industries. In addition, the Texas Department of Licensing and Regulation shall transfer \$1,115,379 and 20 FTEs in fiscal year 2000 and \$1,115,379 and 20 FTEs in fiscal year 2001 to the Texas State Board of Mechanical Industries. The Texas Natural Resource Conservation Commission shall also transfer \$161,599 and 3 FTEs in fiscal year 2000 and \$161,599 and 3 FTEs in fiscal year 2001 to the Texas State Board of Mechanical Industries. Other direct and indirect costs appropriated elsewhere in this Act are estimated to be \$621,641 in fiscal year 2000 and \$642,750 in fiscal year 2001. It is the intent of the Legislature that fees, fines, and other miscellaneous revenues as authorized and generated by the Board of Mechanical Industries cover, at a minimum, the cost of appropriations made above as well as other direct and indirect costs listed above. In addition, the Texas State Board of Mechanical Industries is hereby appropriated \$195,251 in fiscal year 2000 and \$173,171 in fiscal year 2001 out of general revenue, for the purpose of moving and rent expenses, contingent upon the Texas State Board of Mechanical Industries assessing fees sufficient to generate a like amount above the amounts attributable to the transferred industries' revenue collection in the Comptroller's Biennial Revenue Estimate, as determined by the Comptroller. In the event that actual and/or projected revenue collections are insufficient to offset the costs identified by this provision, the Legislative Budget Board may direct that the Comptroller of Public Accounts reduce the appropriation authority provided by this provision to be within the amount of fee revenue expected to be available.


*House Bill 2155 was vetoed by the Governor; consequently, this veto action eliminates funding proposed for the implementation of that bill.*



House Bill 1 was received by the Governor's Office less than ten days prior to adjournment of the Regular Session of the Seventy-sixth Legislature. I have signed House Bill 1, which shall be filed with the Secretary of State, together with this Proclamation stating my objections to individual items of appropriation therein. In accordance with Article IV, Section 14 of the Texas Constitution, individual items of appropriation objected to shall be of no force or effect. The remaining portion of the bill shall be effective according to its terms.


The Secretary of State shall take notice of this action and notify the Legislature.

IN TESTIMONY WHEREOF, I have hereunto signed my name officially and caused the seal of the State to be affixed hereto at Austin, this 20<sup>th</sup> day of June, 1999.




George W. Bush  
Governor of Texas

Elton Bomer  
Secretary of State



FILED IN THE OFFICE OF THE  
SECRETARY OF STATE  
11:45pm 10:00LOCK

JUN 20 1999  
  
Secretary of State



**Excerpts from  
Senate Bill No. 4  
Seventy-sixth Legislature  
Regular Session**



EXCERPTS FROM SENATE BILL NO. 4

SECTION 1.43. (a) A portion of the amounts appropriated in Article III, H.B. No. 1, Acts of the 76th Legislature, Regular Session, 1999, to the Texas Education Agency is allocated as provided by this subsection, notwithstanding the provisions of H.B. No. 1:

(1) for the fiscal year ending August 31, 2000, \$1,715,000,000 is allocated to Strategy A.2.1.: Foundation School Program, and for the fiscal year ending August 31, 2001, \$1,785,000,000 is allocated to that strategy;

(2) for each fiscal year of the biennium ending August 31, 2001, \$100 million is allocated to Strategy B.1.1.: Instructional Excellence, for kindergarten and prekindergarten grant programs authorized by Section 29.155, Education Code, as added by this Act;

(3) for each fiscal year of the biennium ending August 31, 2001, \$7.5 million is allocated to Strategy B.1.1.: Instructional Excellence, for implementation of an educational component to Head Start, as authorized by Section 29.156, Education Code, as added by this Act;

(4) for each fiscal year of the biennium ending August 31, 2001, \$42.5 million in each year of the biennium is allocated to Strategy B.1.1.: Instructional Excellence, for the Basic Skills Programs for High School Students, as authorized by Section 29.086, Education Code, as added by this Act; and

(5) for the fiscal year ending August 31, 2001, the unexpended balance of an amount allocated under Subdivision (2), (3), or (4) of this subsection for the fiscal year ending August 31, 2000, is allocated for the same purpose.

(b) As provided by Section 42.2511, Education Code, as amended by this Act, the commissioner of education shall allocate transition aid for total revenue declines associated with the increase in the homestead exemption under Subsection (d), Section 1-b, Article VIII, Texas Constitution, as proposed by H.J.R. No. 4, 75th Legislature, Regular Session, 1997, in amounts estimated to be \$45 million for each fiscal year of the biennium ending August 31, 2001.

(c) For the biennium ending August 31, 2001, the commissioner of education shall distribute amounts appropriated in Article III, H.B. No. 1, Acts of the 76th Legislature, Regular Session, 1999, to the Texas Education Agency, in Article III of that Act, for purposes of the Instructional Facilities Allotment under Subchapter A, Chapter 46, Education Code, as amended by this Act, as follows:

(1) for the fiscal year ending August 31, 2000, the commissioner shall use \$50 million of the funds appropriated in Strategy A.2.3.: Maximizing School Facilities, to assist school districts under the provisions of Subchapter A, Chapter 46, Education Code, as amended by this Act, to issue new debt for public school facilities, and for the fiscal year ending August 31, 2001, the commissioner shall use \$50 million to assist school districts to issue new debt for public school facilities and \$50 million to assist school districts to make debt service payments on debt issued in the fiscal year ending August 31, 2000; and

(2) the commissioner shall use the remaining appropriation in Strategy A.2.3.: Maximizing School Facilities, to meet the financial obligation incurred by the state under Subchapter A, Chapter 46, Education Code, as amended by this Act, in the biennium ending August 31, 1999.

(d) The amount allocated under Rider 10 following the appropriation to the Texas Education Agency in Article III, H.B. No. 1, Acts of the 76th Legislature, Regular Session, 1999, is reduced from \$160 million to \$133 million, and that amount shall be distributed by the

commissioner of education in a manner consistent with the changes made by this Act in amending Subsection (b), Section 41.002, Education Code, repealing Subsection (c), Section 41.002, Education Code, and adding Section 42.2521, Education Code, relating to the compensation of school districts for property value decline.

(e) The amount specified in Rider 50 following the appropriation to the Texas Education Agency in Article III, H.B. No. 1, Acts of the 76th Legislature, Regular Session, 1999, as the guaranteed level per weighted student per cent of tax effort is adjusted to conform with Subchapter F, Chapter 42, Education Code, as amended by this Act.

(f) For each fiscal year of the biennium ending August 31, 2001, from amounts appropriated in Article III, H.B. No. 1, Acts of the 76th Legislature, Regular Session, 1999, to the Texas Education Agency, the commissioner of education may expend an amount not to exceed \$25 million in payment of the allotment provided by Section 42.158, Education Code, as added by this Act, for new instructional facilities.

(g) The Legislative Budget Board shall adjust the amounts specified in Rider 2 following the appropriation to the Texas Education Agency in Article III, H.B. No. 1, Acts of the 76th Legislature, Regular Session, 1999, in compliance with the changes specified by this section.

(h) The Legislative Budget Board shall adjust the amount specified as attendance credit revenues in the method of finance for amounts appropriated in Article III, H.B. No. 1, Acts of the 76th Legislature, Regular Session, 1999, to the Texas Education Agency to account for applicable provisions of this Act and for updated projections of those revenues.

(i) The Legislative Budget Board shall adjust performance measure targets in the appropriations in Article III, H.B. No. 1, Acts of the 76th Legislature, Regular Session, 1999, to the Texas Education Agency to reflect the provisions of this Act.

(j) Strategy A.2.2.: Public Education, as provided in the appropriations in Article III, H.B. No. 1, Acts of the 76th Legislature, Regular Session, 1999, to the Texas Education Agency, is repealed.

**SECTION 1.44.** In addition to other amounts appropriated for the fiscal biennium ending August 31, 2001, the sum of \$60 million is appropriated, for the fiscal year ending August 31, 2000, from the general revenue fund to the Texas Education Agency for purposes of the foundation school program, and the unexpended balance of that appropriation is appropriated, for the fiscal year ending August 31, 2001, from the general revenue fund to the Texas Education Agency for the same purposes.

**Excerpts from  
House Bill No. 3211  
Seventy-sixth Legislature  
Regular Session**





EXCERPTS FROM HOUSE BILL NO. 3211

ARTICLE 3. APPROPRIATIONS AND PROVISIONS RELATED TO  
APPROPRIATIONS

SECTION 3.01. (a) In addition to other amounts appropriated by the 76th Legislature, Regular Session, 1999, for the biennium beginning September 1, 1999, and subject to the restrictions provided under Articles II and IX, House Bill No. 1, Acts of the 76th Legislature, Regular Session, 1999 (the General Appropriations Act), specifically including Rider 38, page II-66, House Bill No. 1, the Texas Department of Human Services is appropriated \$12 million from the general revenue fund for fiscal year 2000 for reimbursement expenses related to increases in reimbursement rates for nursing homes under the medical assistance program and \$12 million from the general revenue fund for fiscal year 2001 for the same purpose. Any unexpended balance of the appropriation made by this section for fiscal year 2000 is reappropriated to the department for fiscal year 2001 for the same purpose.

(b) The Texas Department of Human Services is authorized to transfer the appropriations made by this section to the appropriate agency or the appropriate strategy item.

(c) The appropriations made by this section are contingent on the comptroller's providing of notice to the governor and the Legislative Budget Board that the comptroller has made a finding, based on a revenue estimate made before or after the adjournment sine die of the 76th Legislature, Regular Session, that sufficient revenue is estimated to be available from the general revenue fund to provide for the appropriations made by this section.

SECTION 3.02. (a) In addition to other amounts appropriated by the 76th Legislature, Regular Session, 1999, for the biennium beginning September 1, 1999, and subject to the restrictions provided under Articles II and IX, House Bill No. 1, Acts of the 76th Legislature, Regular Session, 1999 (the General Appropriations Act), the Texas Department of Human Services is appropriated \$6.6 million from the general revenue fund for fiscal year 2000 for expenses related to increases in the personal needs allowance provided under Section 32.024, Human Resources Code, for a person who receives medical assistance and is a resident of a convalescent or nursing home or related institution licensed under Chapter 242, Health and Safety Code, a personal care facility, an ICF-MR facility, or another similar long-term care facility and \$6.6 million from the general revenue fund for fiscal year 2001 for the same purpose. Any unexpended balance of the appropriation made by this section for fiscal year 2000 is reappropriated to the department for fiscal year 2001 for the same purpose.

(b) The Texas Department of Human Services is authorized to transfer the appropriations made by this section to the appropriate agency or the appropriate strategy item.

(c) The appropriations made by this section are contingent on the comptroller's providing of notice to the governor and the Legislative Budget Board that the comptroller has made a finding, based on a revenue estimate made before or after the adjournment sine die of the 76th Legislature, Regular Session, that sufficient revenue is estimated to be available from the general revenue fund to provide for the appropriations made by this section.



**Summary Table, General Appropriations Act  
as Modified by Other Legislation  
(General Revenue)**

**Summary Table, General Appropriations Act  
as Modified by Other Legislation  
(All Funds)**



**GENERAL APPROPRIATIONS ACT  
AS MODIFIED BY OTHER LEGISLATION  
General Revenue Funds  
Biennial Expenditures and Appropriations  
1998-99 and 2000-01  
(In Millions)**

	1998-99	2000-01	Cumulative Change <sup>1</sup>	
	<u>Expended/Budgeted</u>	<u>Appropriated</u>	<u>Amount</u>	<u>Percent</u>
HB 1 <sup>2</sup>	\$ 48,872.8	\$ 55,137.1	\$ 6,264.2	12.8%
SB 4	0.0	60.0	6,324.2	12.9
SB 928	0.0	16.1	6,340.4	13.0
HB 3211 <sup>3</sup>	<u>0.0</u>	<u>0.0</u>	<u>6,340.4</u>	13.0
<b>Total</b>	<b><u>\$ 48,872.8</u></b>	<b><u>\$ 55,213.2</u></b>	<b><u>\$ 6,340.4</u></b>	<b>13.0%</b>

- Both of these columns show cumulative amounts.
- 1998-99 amount includes emergency appropriations in SB 472; 2000-01 amounts do not reflect Governor's vetoes.
- Appropriations in HB 3211 of \$18.6 million in 2000 and \$18.6 million in 2001 from the General Revenue Fund are contingent on a finding by the Comptroller after adjournment of the Seventy-sixth Legislature that sufficient revenue is available in the General Revenue Fund. At this time, the Comptroller has certified HB 3211, but has not issued a finding of fact that sufficient revenue is available.

**GENERAL APPROPRIATIONS ACT  
AS MODIFIED BY OTHER LEGISLATION  
All Funds  
Biennial Expenditures and Appropriations  
1998-99 and 2000-01  
(In Millions)**

	1998-99	2000-01	Cumulative Change <sup>1</sup>	
	<u>Expended/Budgeted</u>	<u>Appropriated</u>	<u>Amount</u>	<u>Percent</u>
HB 1 <sup>2</sup>	\$ 88,511.8	\$ 98,122.2	\$ 9,610.4	10.9%
SB 4	0.0	60.0	9,670.4	10.9
SB 928	0.0	16.7	9,687.1	10.9
HB 3211 <sup>3</sup>	<u>0.0</u>	<u>0.0</u>	<u>9,687.1</u>	10.9
<b>Total</b>	<b><u>\$ 88,511.8</u></b>	<b><u>\$ 98,198.9</u></b>	<b><u>\$ 9,687.1</u></b>	<b>10.9%</b>

- Both of these columns show cumulative amounts.
- 1998-99 amount includes emergency appropriations in SB 472; 2000-01 amounts do not reflect Governor's vetoes.
- Appropriations in HB 3211 of \$18.6 million in 2000 and \$18.6 million in 2001 from the General Revenue Fund are contingent on a finding by the Comptroller after adjournment of the Seventy-sixth Legislature that sufficient revenue is available in the General Revenue Fund. At this time, the Comptroller has certified HB 3211, but has not issued a finding of fact that sufficient revenue is available.







