


# ANNUAL FINANCIAL REPORT

(Including Annual Report of Nonfinancial Data)



## Fiscal Year 2013



**Life's Better Outside . ©**

To manage and conserve the natural and cultural resources of Texas and to provide hunting, fishing and outdoor recreation opportunities for the use and enjoyment of present and future generations.





Life's better outside.®

November 20, 2013

Commissioners

T. Dan Friedkin  
Chairman  
Houston

Ralph H. Duggins  
Vice-Chairman  
Fort Worth

Roberto De Hoyos  
Austin

Dan Allen Hughes, Jr.  
Beeville

Bill Jones  
Austin

James H. Lee  
Houston

Margaret Martin  
Boerne

S. Reed Morian  
Houston

Dick Scott  
Wimberley

Lee M. Bass  
Chairman-Emeritus  
Fort Worth

Carter P. Smith  
Executive Director

The Honorable Rick Perry  
Governor's Office  
P.O. Box 12428  
Austin, TX 78711

Mr. John Keel, CPA  
State Auditor's Office  
P.O. Box 12067  
Austin, TX 78711-2067

The Honorable Susan Combs  
Comptroller of Public Accounts  
P.O. Box 13528  
Austin, TX 78711

Ms. Ursula Parks, Director  
Legislative Budget Board  
P.O. Box 12666  
Austin, TX 78711-2666

Dear Governor Perry, Ms. Combs, Mr. Keel, and Ms. Parks:

We are pleased to submit the annual financial report of the Texas Parks and Wildlife Department for the year ended August 31, 2013, in compliance with Texas Government Code Annotated, Section 2101.011, and in accordance with the requirements established by the Comptroller of Public Accounts.

Due to the statewide requirements embedded in Governmental Accounting Standards Board (GASB) Statement No. 34, *Basic Financial Statements – and Management's Discussion and Analysis – for State and Local Governments*, the Comptroller of Public Accounts does not require the accompanying annual financial report to comply with all the requirements in this statement. The financial report will be considered for audit by the state auditor as part of the audit of the State of Texas *Comprehensive Annual Financial Report* (CAFR); therefore, an opinion has not been expressed on the financial statements and related information contained in this report.


If you have any questions, please contact Mr. Michael J. Jensen, at (512) 389-4803. Mr. Justin Wedel may be contacted at (512) 389-4675 for questions related to the Schedule of Expenditures of Federal Awards. Thank you.


Sincerely,

Carter Smith  
Executive Director

CS: acd

Enclosure







Life's better outside.®

# Fiscal Year 2013 Annual Financial Report

## MEMBERS OF THE COMMISSION

T. DAN FRIEDKIN, CHAIRMAN – HOUSTON

RALPH H. DUGGINS, VICE-CHAIRMAN – FORT WORTH

ROBERTO DE HOYOS – AUSTIN

DAN ALLEN HUGHES, JR. – BEEVILLE

BILL JONES – AUSTIN


JAMES H. LEE – HOUSTON

MARGARET MARTIN – BOERNE

S. REED MORIAN – HOUSTON

DICK SCOTT – WIMBERLEY

LEE MARSHALL BASS, CHAIRMAN-EMERITUS – FORT WORTH



# Table of Contents

## Letter of Transmittal

Page

### General Purpose Financial Statements:

I Combined Balance Sheet/Statement of Net Position - Governmental Funds.....	1
II Combined Statement of Revenues, Expenditures, and Changes in Fund Balances/Statement of Activities - Governmental Funds.....	3
VI Combined Statement of Net Position - Fiduciary Funds.....	5

### Individual Fund Financial Statements:

A-1 Combining Balance Sheet - All General and Consolidated Funds.....	6
A-2 Combining Statement of Revenues, Expenditures, and Changes in Fund Balances - All General and Consolidated Funds.....	8
C-1 Combining Balance Sheet - Debt Service Funds.....	10
C-2 Combining Statement of Revenues, Expenditures, and Changes in Fund Balances - Debt Service Funds.....	11
D-1 Combining Balance Sheet - Capital Projects Funds.....	12
D-2 Combining Statement of Revenues, Expenditures, and Changes in Fund Balance - Capital Projects Funds.....	14
E-1 Combining Balance Sheet - Permanent Funds.....	16
E-2 Combining Statement of Revenues, Expenditures, and Changes in Fund Balance - Permanent Funds.....	17
J-1 Combining Statement of Changes in Assets and Liabilities - Agency Funds.....	18

### Notes to the Financial Statements:

1 Summary of Significant Accounting Policies.....	21
2 Capital Assets.....	29
3 Deposits, Investments, and Repurchase Agreements.....	31
4 Short-Term Debt - Not Applicable.....	31
5 Long-Term Liabilities.....	32
6 Bonded Indebtedness.....	33
7 Derivative Instruments - Not Applicable.....	33
8 Leases.....	33
9 Pension Plans - Not Applicable.....	34
10 Deferred Compensation - Not Applicable.....	34
11 Postemployment Health Care and Life Insurance Benefits - Not Applicable.....	34
12 Interfund Activity and Transactions.....	35
13 Continuance Subject to Review.....	39
14 Adjustments to Fund Balance and Net Assets.....	39
15 Contingencies and Commitments.....	40
16 Subsequent Events - Not Applicable.....	41
17 Risk Management.....	41
18 Management Discussion and Analysis - Not Applicable.....	41
19 The Financial Reporting Entity.....	42
20 Stewardship, Compliance and Accountability - Not Applicable.....	43
21 Not Applicable to the AFR.....	43
22 Donor Restricted Endowments.....	43
23 Extraordinary and Special Items - Not Applicable.....	44
24 Disaggregation of Receivable and Payable Balances - Not Applicable.....	44
25 Termination Benefits - Not Applicable.....	45
26 Segment Information - Not Applicable.....	45
27 Service Concession Arrangements - Not Applicable.....	45
28 Troubled Debt Restructuring - Not Applicable.....	45
29 Deferred Outflows and Deferred Inflows of Resources - Not Applicable.....	45

### Supplementary Schedules:

1A Schedule of Expenditures of Federal Awards.....	46
1B State Grant Pass-Throughs From/To State Agencies/Universities.....	51

## Letter of Transmittal

### Annual Report of NonFinancial Data:

Schedule of Professional / Consulting Fees and Legal Service Fees.....	54
Schedule of Aircraft Operation.....	59
Appropriation Item Transfer Schedule.....	61
Schedule of Itemized Purchase.....	65
Schedule of State-Owned or Leased Vehicles Used by State Employees.....	68
Schedule of Vehicles Purchased.....	70
Schedule of Space Occupied.....	73
HUB Strategic Plan Progress Report.....	87

### Master File Report Verification Form

88





The image shows the front cover of a binder. The cover is dark grey or black with a perforated edge on the left side. A large, light blue rectangular box is centered on the cover, containing the title text. Below the blue box, a thin white horizontal line spans across the width of the cover.

**GENERAL PURPOSE  
FINANCIAL STATEMENTS**

**THIS PAGE INTENTIONALLY LEFT BLANK**

**THIS PAGE INTENTIONALLY LEFT BLANK**

**UNAUDITED**

Texas Parks & Wildlife Department (802)  
**EXHIBIT I - COMBINED BALANCE SHEET/STATEMENT OF NET POSITION - Governmental Funds**  
 August 31, 2013

	GOVERNMENTAL FUND TYPES				GOVERNMENTAL FUNDS 2013
	GENERAL (EXHIBIT A-1)	DEBT SERVICE (EXHIBIT C-1)	CAPITAL PROJECTS (EXHIBIT D-1)	PERMANENT (EXHIBIT E-1)	
<b>ASSETS</b>					
Current Assets:					
Cash					
On Hand	\$ 219,016.56	\$ -	\$ -	\$ -	\$ 219,016.56
In Bank (Note 3)	968,814.71	-	-	-	968,814.71
In State Treasury	171,798,522.81	8.64	-	628,265.34	172,426,796.79
Legislative Appropriations	8,196,795.28	-	-	-	8,196,795.28
Receivables from:					
Federal	8,638,275.29	-	-	-	8,638,275.29
Interest and Dividends	27,526.86	(0.15)	-	168.32	27,695.03
Accounts Receivable	15,627,365.50	-	-	-	15,627,365.50
Interfund Receivables (Note 12)	1,391,576.20	-	141,602.74	-	1,533,178.94
Due From Other Funds	1,910,000.00	-	-	-	1,910,000.00
Due From Other Agencies	304,073.13	-	26,625,776.69	-	26,929,849.82
Consumable Inventories	1,715,229.74	-	-	-	1,715,229.74
Merchandise Inventories	1,140,681.39	-	-	-	1,140,681.39
Prepaid Items	120,578.58	-	-	-	120,578.58
<b>Total Current Assets</b>	<b>212,058,456.05</b>	<b>8.49</b>	<b>26,767,379.43</b>	<b>628,433.66</b>	<b>239,454,277.63</b>
Non-Current Assets:					
Capital Assets (Note 2):					
Non-Depreciable					
Land and Land Improvements	-	-	-	-	-
Building and Building Improvements	-	-	-	-	-
Construction in Progress	-	-	-	-	-
Other Capital Assets	-	-	-	-	-
Intangible Land Use Rights	-	-	-	-	-
Depreciable					
Building and Building Improvements	-	-	-	-	-
Less Accumulated Depreciation	-	-	-	-	-
Infrastructure	-	-	-	-	-
Less Accumulated Depreciation	-	-	-	-	-
Facilities and Other Improvements	-	-	-	-	-
Less Accumulated Depreciation	-	-	-	-	-
Furniture and Equipment	-	-	-	-	-
Less Accumulated Depreciation	-	-	-	-	-
Vehicle, Boats, and Aircraft	-	-	-	-	-
Less Accumulated Depreciation	-	-	-	-	-
Other Capital Assets	-	-	-	-	-
Less Accumulated Depreciation	-	-	-	-	-
Intangible Computer Software	-	-	-	-	-
Less Amortization	-	-	-	-	-
<b>Total Non-Current Assets</b>	<b>-</b>	<b>-</b>	<b>-</b>	<b>-</b>	<b>-</b>
<b>TOTAL ASSETS</b>	<b>212,058,456.05</b>	<b>8.49</b>	<b>26,767,379.43</b>	<b>628,433.66</b>	<b>239,454,277.63</b>
<b>LIABILITIES AND FUND BALANCES</b>					
Liabilities:					
Current Liabilities:					
Payables from					
Accounts	11,720,063.16	-	1,367,753.54	-	13,087,816.70
Payroll	19,143,917.43	-	-	-	19,143,917.43
Interfund Payable (Note 12)	1,393,116.10	-	140,062.84	-	1,533,178.94
Due To Other Funds	1,910,000.00	-	-	-	1,910,000.00
Due To Other Agencies	5,797,707.35	-	-	-	5,797,707.35
Deferred / Unearned Revenues	3,066,738.01	-	-	-	3,066,738.01
Employees' Compensable Leave (Note 5)	-	-	-	-	-
Pollution Remediation Obligations (Note 5)	-	-	-	-	-
<b>Total Current Liabilities</b>	<b>43,031,542.05</b>	<b>-</b>	<b>1,507,816.38</b>	<b>-</b>	<b>44,539,358.43</b>
Non-Current Liabilities:					
Employees Compensable Leave (Note 5)	-	-	-	-	-
Pollution Remediation Obligations (Note 5)	-	-	-	-	-
<b>Total Non-Current Liabilities</b>	<b>-</b>	<b>-</b>	<b>-</b>	<b>-</b>	<b>-</b>
<b>TOTAL LIABILITIES</b>	<b>43,031,542.05</b>	<b>-</b>	<b>1,507,816.38</b>	<b>-</b>	<b>44,539,358.43</b>
<b>FUND FINANCIAL STATEMENT</b>					
Fund Balances (Deficits):					
Non Spendable	2,976,489.71	-	-	276,468.22	3,252,957.93
Restricted	87,819,573.24	8.49	25,259,563.05	351,965.44	113,431,110.22
Committed	78,343,766.43	-	-	-	78,343,766.43
Unassigned	(112,915.38)	-	-	-	(112,915.38)
<b>Total Fund Balances *</b>	<b>169,026,914.00</b>	<b>8.49</b>	<b>25,259,563.05</b>	<b>628,433.66</b>	<b>194,914,919.20</b>
<b>TOTAL LIABILITIES AND FUND BALANCES</b>	<b>\$ 212,058,456.05</b>	<b>\$ 8.49</b>	<b>\$ 26,767,379.43</b>	<b>\$ 628,433.66</b>	<b>\$ 239,454,277.63</b>
<b>GOVERNMENT-WIDE STATEMENT-NET POSITION</b>					
Net Position:					
Invested in Capital Assets, Net of Related Debt	\$ -	\$ -	\$ -	\$ -	\$ -
Restricted for:					
Debt Retirement (Note 5)	-	-	-	-	-
Unrestricted	-	-	-	-	-
Pollution Remediation (Note 5)	-	-	-	-	-
<b>TOTAL NET POSITION</b>	<b>\$ -</b>	<b>\$ -</b>	<b>\$ -</b>	<b>\$ -</b>	<b>\$ -</b>

\* Column totals should agree to Exhibit II column totals  
 The accompanying notes to the financial statements are an integral part of this statement

**UNAUDITED**

Texas Parks & Wildlife Department (802)

**EXHIBIT I - COMBINED BALANCE SHEET/STATEMENT OF NET POSITION - Governmental Funds (continued)**

August 31, 2013

	CAPITAL ASSETS ADJUSTMENTS	LONG-TERM LIABILITIES ADJUSTMENTS	OTHER ADJUSTMENTS	STATEMENT OF NET ASSETS
<b>ASSETS</b>				
<b>Current Assets:</b>				
Cash				
On Hand	\$ -	\$ -	\$ -	\$ 219,016.56
In Bank (Note 3)	-	-	-	968,814.71
In State Treasury	-	-	-	172,426,796.79
Legislative Appropriations	-	-	-	8,196,795.26
Receivables from:				
Federal	-	-	-	8,638,275.29
Interest and Dividends	-	-	-	27,695.03
Accounts Receivable	-	-	-	15,627,365.50
Interfund Receivables (Note 12)	-	-	-	1,533,178.94
Due From Other Funds	-	-	-	1,910,000.00
Due From Other Agencies	-	-	-	26,929,849.82
Consumable Inventories	-	-	-	1,715,229.74
Merchandise Inventories	-	-	-	1,140,681.39
Prepaid Items	-	-	-	120,578.58
<b>Total Current Assets</b>	<b>-</b>	<b>-</b>	<b>-</b>	<b>239,454,277.63</b>
<b>Non-Current Assets:</b>				
<b>Capital Assets (Note 2):</b>				
<b>Non-Depreciable</b>				
Land and Land Improvements	242,366,278.29	-	-	242,366,278.29
Building and Building Improvements	265,393.82	-	-	265,393.82
Construction in Progress	82,080,298.45	-	-	82,080,298.45
Other Capital Assets	14,599,598.68	-	-	14,599,598.68
Intangible Land Use Rights	1,865,409.25	-	-	1,865,409.25
<b>Depreciable</b>				
Building and Building Improvements	150,484,614.64	-	-	150,484,614.64
Less Accumulated Depreciation	(64,210,509.60)	-	-	(64,210,509.60)
Infrastructure	81,276,483.32	-	-	81,276,483.32
Less Accumulated Depreciation	(49,721,961.41)	-	-	(49,721,961.41)
Facilities and Other Improvements	65,192,772.79	-	-	65,192,772.79
Less Accumulated Depreciation	(40,389,493.33)	-	-	(40,389,493.33)
Furniture and Equipment	34,766,302.96	-	-	34,766,302.96
Less Accumulated Depreciation	(24,764,879.13)	-	-	(24,764,879.13)
Vehicle, Boats, and Aircraft	74,944,514.96	-	-	74,944,514.96
Less Accumulated Depreciation	(54,293,019.16)	-	-	(54,293,019.16)
Other Capital Assets	4,295,375.54	-	-	4,295,375.54
Less Accumulated Depreciation	(3,278,577.90)	-	-	(3,278,577.90)
Intangible Computer Software	6,008,716.42	-	-	6,008,716.42
Less Amortization	(4,479,915.62)	-	-	(4,479,915.62)
<b>Total Non-Current Assets</b>	<b>517,007,402.97</b>	<b>-</b>	<b>-</b>	<b>517,007,402.97</b>
<b>TOTAL ASSETS</b>	<b>517,007,402.97</b>	<b>-</b>	<b>-</b>	<b>756,461,680.60</b>
<b>LIABILITIES AND FUND BALANCES</b>				
<b>Liabilities:</b>				
<b>Current Liabilities:</b>				
Payables from				
Accounts	-	-	-	13,087,816.70
Payroll	-	-	-	19,143,917.43
Interfund Payable (Note 12)	-	-	-	1,533,178.94
Due To Other Funds	-	-	-	1,910,000.00
Due To Other Agencies	-	-	-	5,797,707.35
Deferred / Unearned Revenues	-	-	-	3,066,738.01
Employees' Compensable Leave (Note 5)	-	(14,854,571.38)	-	(14,854,571.38)
Pollution Remediation Obligations (Note 5)	-	(1,284,355.55)	-	(1,284,355.55)
<b>Total Current Liabilities</b>	<b>-</b>	<b>(16,138,926.93)</b>	<b>-</b>	<b>28,400,431.50</b>
<b>Non-Current Liabilities:</b>				
Employees Compensable Leave (Note 5)	-	(3,794,347.71)	-	(3,794,347.71)
Pollution Remediation Obligations (Note 5)	-	-	-	-
<b>Total Non-Current Liabilities</b>	<b>-</b>	<b>(3,794,347.71)</b>	<b>-</b>	<b>(3,794,347.71)</b>
<b>TOTAL LIABILITIES</b>	<b>-</b>	<b>(19,933,274.64)</b>	<b>-</b>	<b>24,606,083.79</b>
<b>FUND FINANCIAL STATEMENT</b>				
<b>Fund Balances (Deficits):</b>				
Non Spendable	-	-	-	3,252,957.93
Restricted	-	-	-	113,431,110.22
Committed	-	-	-	78,343,766.43
Unassigned	-	-	-	(112,915.38)
<b>Total Fund Balances</b>	<b>-</b>	<b>-</b>	<b>-</b>	<b>194,914,919.20</b>
<b>TOTAL LIABILITIES AND FUND BALANCES</b>	<b>\$ -</b>	<b>\$ (19,933,274.64)</b>	<b>\$ -</b>	<b>\$ 219,521,002.99</b>
<b>GOVERNMENT-WIDE STATEMENT-NET POSITION</b>				
<b>Net Position:</b>				
Invested in Capital Assets, Net of Related Debt	\$ 517,007,402.97	\$ -	\$ -	\$ 517,007,402.97
Restricted for:				
Debt Retirement (Note 5)	-	\$ 18,648,919.09	-	18,648,919.09
Unrestricted				
Pollution Remediation (Note 5)		1,284,355.55		1,284,355.55
<b>TOTAL NET POSITION *</b>	<b>\$ 517,007,402.97</b>	<b>\$ 19,933,274.64</b>	<b>\$ -</b>	<b>\$ 536,940,677.61</b>

\* Column totals should agree to Exhibit II column totals  
The accompanying notes to the financial statements are an integral part of this statement

**UNAUDITED**

**Texas Parks & Wildlife Department (802)**  
**EXHIBIT II - COMBINED STATEMENT OF REVENUES, EXPENDITURES, AND**  
**CHANGES IN FUND BALANCES/STATEMENT OF ACTIVITIES - Governmental Funds**  
 for the fiscal year ended August 31, 2013

	GOVERNMENTAL FUND TYPES				GOVERNMENTAL FUNDS TOTAL
	GENERAL (EXHIBIT A-2)	DEBIT SERVICE (EXHIBIT C-2)	CAPITAL PROJECTS (EXHIBIT D-2)	PERMANENT (EXHIBIT E-2)	
<b>REVENUES</b>					
Legislative Appropriations:					
Original Appropriations	\$ 36,170,616.00	\$ -	\$ -	\$ -	\$ 36,170,616.00
Additional Appropriations	3,803,881.22	-	-	-	3,803,881.22
Taxes	2,465,566.00	-	-	-	2,465,566.00
Federal Revenue (Schedule 1A)	55,707,342.10	-	-	-	55,707,342.10
Federal Pass-Through Revenue (Schedule 1A)	2,578,552.39	-	-	-	2,578,552.39
State Grant Pass-Through Revenue (Schedule 1B)	694,556.87	-	-	-	694,556.87
Licenses, Fees and Permits	172,255,570.75	-	-	215.62	172,255,786.37
Interest and Investment Income	712,248.13	60.47	-	2,517.90	714,826.50
Land Income	4,530,173.07	-	-	-	4,530,173.07
Settlement of Claims	179,379.35	-	-	-	179,379.35
Sales of Goods and Services	3,014,800.96	-	-	-	3,014,800.96
Other	5,567,150.80	-	-	-	5,567,150.80
Other	1,233,303.31	-	-	-	1,233,303.31
<b>TOTAL REVENUES</b>	<b>288,913,140.95</b>	<b>60.47</b>	<b>-</b>	<b>2,733.52</b>	<b>288,915,934.94</b>
<b>EXPENDITURES</b>					
Salaries and Wages	140,343,464.19	-	938,254.05	-	141,281,718.24
Payroll Related Costs	47,036,570.91	-	268,553.79	-	47,305,124.70
Professional Fees and Services	9,014,730.97	-	619,061.08	-	9,633,792.05
Travel	1,980,596.87	-	92,270.05	-	2,072,866.92
Materials and Supplies	25,703,891.07	-	237,344.52	-	25,941,235.59
Communication and Utilities	10,601,467.20	-	20,811.67	-	10,622,278.87
Repairs and Maintenance	9,468,250.67	-	3,471,473.92	-	12,939,724.59
Rentals and Leases	3,582,880.56	-	15,109.33	-	3,597,989.89
Printing and Reproduction	1,543,713.16	-	5,341.31	-	1,549,054.47
Claims and Judgements	129,647.12	-	-	-	129,647.12
Federal Pass-Through Expenditure (Schedule 1A)	1,934,657.61	-	-	-	1,934,657.61
State Grant Pass-Through Expenditure (Schedule 1B)	699,557.58	-	-	-	699,557.58
Intergovernmental Payments	21,559,397.60	-	-	-	21,559,397.60
Public Assistance Payments	2,657,604.70	-	-	-	2,657,604.70
Other Expenditures	15,727,130.25	-	457,248.65	-	16,184,378.90
Capital Outlay	20,231,831.17	-	4,087,209.67	-	24,319,040.84
Depreciation/Amortization Expense	-	-	-	-	-
Pollution Remediation Obligation (Note 5)	-	-	-	-	-
<b>TOTAL EXPENDITURES</b>	<b>312,215,391.63</b>	<b>-</b>	<b>10,212,678.04</b>	<b>-</b>	<b>322,428,069.67</b>
Excess (Deficiency) of Revenues					
Over (Under) Expenditures	(23,302,250.68)	60.47	(10,212,678.04)	2,733.52	(33,512,134.73)
<b>OTHER FINANCING SOURCES (USES)</b>					
Bond and Note Proceeds	-	-	-	-	-
Payment to Escrow for Refunding	-	-	-	-	-
Sale of Capital Assets	337,765.66	-	-	-	337,765.66
Transfers-In	44,693,431.02	-	29,215,527.41	-	73,908,958.43
Transfers-Out	(24,081,687.42)	(63.25)	-	-	(24,081,750.67)
Insurance Recoveries	82,599.93	-	-	-	82,599.93
Other Financing Uses	-	-	-	-	-
Gain (Loss) on Sale of Capital Assets	-	-	-	-	-
<b>TOTAL OTHER FINANCING SOURCES (USES)</b>	<b>21,032,109.19</b>	<b>(63.25)</b>	<b>29,215,527.41</b>	<b>-</b>	<b>50,247,573.35</b>
Net Change in Fund Balances/Net Position	(2,270,141.49)	(2.78)	19,002,849.37	2,733.52	16,735,438.62
<b>FUND FINANCIAL STATEMENT-FUND BALANCES</b>					
Fund Balances, September 1, 2012	171,392,682.87	11.27	6,256,713.68	625,700.14	178,275,107.96
Restatements	(92,069.85)	-	-	-	(92,069.85)
Fund Balances, September 1, 2012, as Restated	171,300,613.02	11.27	6,256,713.68	625,700.14	178,183,038.11
Appropriations Lapsed	(3,557.53)	-	-	-	(3,557.53)
<b>FUND BALANCES--AUGUST 31, 2013 *</b>	<b>\$ 169,026,914.00</b>	<b>\$ 8.49</b>	<b>\$ 25,259,563.05</b>	<b>\$ 628,433.66</b>	<b>\$ 194,914,919.20</b>
<b>GOVERNMENT-WIDE STATEMENT OF NET POSITION</b>					
Net Position/Net Change in Net Position	-	-	-	-	-
Net Position, September 1, 2012					
FY12 Compensable Leave Balance (Note 5)					
FY12 Pollution Remediation Obligations (Note 5)					
Net Position, September 1, 2012, as Restated	-	-	-	-	-
<b>NET POSITION - August 31, 2013</b>	<b>\$ -</b>	<b>\$ -</b>	<b>\$ -</b>	<b>\$ -</b>	<b>\$ -</b>

UNAUDITED

Texas Parks & Wildlife Department (802)  
**EXHIBIT II - COMBINED STATEMENT OF REVENUES, EXPENDITURES, AND  
 CHANGES IN FUND BALANCES/STATEMENT OF ACTIVITIES - Governmental Funds**  
 for the fiscal year ended August 31, 2013

	CAPITAL ASSETS ADJUSTMENTS	LONG-TERM LIABILITIES ADJUSTMENTS	OTHER ADJUSTMENTS	STATEMENT OF ACTIVITIES
<b>REVENUES</b>				
Legislative Appropriations:				
Original Appropriations	\$ -	\$ -	\$ -	\$ 36,170,616.00
Additional Appropriations	-	-	-	3,803,881.22
Taxes	-	-	-	2,465,566.00
Federal Revenue (Schedule 1A)	-	-	-	55,707,342.10
Federal Pass-Through Revenue (Schedule 1A)	-	-	-	2,578,552.39
State Grant Pass-Through Revenue (Schedule 1B)	-	-	-	694,556.87
Licenses, Fees and Permits	-	-	-	172,255,786.37
Interest and Investment Income	-	-	-	714,826.50
Land Income	-	-	-	4,530,173.07
Settlement of Claims	-	-	-	179,379.35
Sales of Goods and Services	-	-	-	3,014,800.96
Other	-	-	-	5,567,150.80
Other	-	-	-	1,233,303.31
<b>TOTAL REVENUES</b>	<b>-</b>	<b>-</b>	<b>-</b>	<b>288,915,934.94</b>
<b>EXPENDITURES</b>				
Salaries and Wages	-	(436,194.35)	-	140,845,523.89
Payroll Related Costs	-	-	-	47,305,124.70
Professional Fees and Services	-	-	-	9,633,792.05
Travel	-	-	-	2,072,866.92
Materials and Supplies	-	-	-	25,941,235.59
Communication and Utilities	-	-	-	10,622,278.87
Repairs and Maintenance	-	-	-	12,939,724.59
Rentals and Leases	-	-	-	3,597,989.89
Printing and Reproduction	-	-	-	1,549,054.47
Claims and Judgements	-	-	-	129,647.12
Federal Pass-Through Expenditure (Schedule 1A)	-	-	-	1,934,657.61
State Grant Pass-Through Expenditure (Schedule 1B)	-	-	-	699,557.58
Intergovernmental Payments	-	-	-	21,559,397.60
Public Assistance Payments	-	-	-	2,657,604.70
Other Expenditures	-	-	-	16,184,378.90
Capital Outlay	(24,319,040.84)	-	-	(0.00)
Depreciation/Amortization Expense	21,293,287.05	-	-	21,293,287.05
Pollution Remediation Obligation (Note 5)	-	1,282,650.55	-	1,282,650.55
<b>TOTAL EXPENDITURES</b>	<b>(3,025,753.79)</b>	<b>846,456.20</b>	<b>\$ -</b>	<b>320,248,772.08</b>
Excess (Deficiency) of Revenues Over (Under) Expenditures	3,025,753.79	(846,456.20)	-	(31,332,837.14)
<b>OTHER FINANCING SOURCES (USES)</b>				
Bond and Note Proceeds	-	-	-	-
Payment to Escrow for Refunding	-	-	-	-
Sale of Capital Assets	(337,765.66)	-	-	0.00
Transfers-In	53,395.38	-	-	73,962,353.81
Transfers-Out	-	-	-	(24,081,750.67)
Insurance Recoveries	-	-	-	82,599.93
Other Financing Uses	336,452.36	-	-	336,452.36
Gain (Loss) on Sale of Capital Assets	(1,738,230.64)	-	-	(1,738,230.64)
<b>TOTAL OTHER FINANCING SOURCES (USES)</b>	<b>(1,686,148.56)</b>	<b>-</b>	<b>-</b>	<b>48,561,424.79</b>
Net Change in Fund Balances/Net Position	1,339,605.23	(846,456.20)	-	17,228,587.65
<b>FUND FINANCIAL STATEMENT-FUND BALANCES</b>				
Fund Balances--Beginning 2012	515,666,212.86	-	-	693,941,320.82
Restatements	1,584.88	-	-	(90,484.97)
Fund Balances, September 1, 2012, as Restated	515,667,797.74	-	-	693,850,835.85
Appropriations Lapsed	-	-	-	(3,557.53)
<b>FUND BALANCES--AUGUST 31, 2013</b>	<b>\$ 517,007,402.97</b>	<b>\$ (846,456.20)</b>	<b>\$ -</b>	<b>\$ 711,075,865.97</b>
<b>GOVERNMENT-WIDE STATEMENT OF NET POSITION</b>				
Net Position/Net Change in Net Position	-	846,456.20	-	846,456.20
Net Position, September 1, 2012	-	-	-	-
FY12 Compensable Leave Balance (Note 5)	-	19,085,113.44	-	19,085,113.44
FY12 Pollution Remediation Obligations (Note 5)	-	1,705.00	-	1,705.00
Net Position, September 1, 2012, as Restated	-	19,086,818.44	-	19,086,818.44
<b>NET POSITION - August 31, 2013 *</b>	<b>\$ 517,007,402.97</b>	<b>\$ 19,933,274.64</b>	<b>\$ -</b>	<b>\$ 536,940,677.61</b>

\*Column totals should agree to Exhibit I column totals  
 The accompanying notes to the financial statements are an integral part of this statement.

UNAUDITED

Texas Parks & Wildlife Department (802)

**EXHIBIT VI - COMBINED STATEMENT OF NET POSITION -  
Fiduciary Funds**

August 31, 2013

AGENCY FUNDS (EXHIBIT J-1)	TOTALS 2013
----------------------------------	----------------

**ASSETS**

Current Assets:

Cash and Cash Equivalents:

Cash on Hand	\$ 1,600.00	\$ 1,600.00
Cash in State Treasury	235,395.88	235,395.88

<b>Total Current Assets</b>	<b>\$ 236,995.88</b>	<b>\$ 236,995.88</b>
-----------------------------	----------------------	----------------------

Non-Current Assets:

<b>Total Non-Current Assets</b>	<b>\$ -</b>	<b>\$ -</b>
---------------------------------	-------------	-------------

<b>TOTAL ASSETS</b>	<b>\$ 236,995.88</b>	<b>\$ 236,995.88</b>
---------------------	----------------------	----------------------

**LIABILITIES**

Current Liabilities:

Funds Held for Others	236,995.88	236,995.88
-----------------------	------------	------------

<b>Total Current Liabilities</b>	<b>\$ 236,995.88</b>	<b>\$ 236,995.88</b>
----------------------------------	----------------------	----------------------

Non-Current Liabilities

<b>Total Non-Current Liabilities</b>	<b>\$ -</b>	<b>\$ -</b>
--------------------------------------	-------------	-------------

<b>TOTAL LIABILITIES</b>	<b>\$ 236,995.88</b>	<b>\$ 236,995.88</b>
--------------------------	----------------------	----------------------

**NET POSITION**

<b>TOTAL NET POSITION</b>	<b>\$ -</b>	<b>\$ -</b>
---------------------------	-------------	-------------



**INDIVIDUAL FUND  
FINANCIAL STATEMENTS**

---

**THIS PAGE INTENTIONALLY LEFT BLANK**

**THIS PAGE INTENTIONALLY LEFT BLANK**

UNAUDITED

Texas Parks & Wildlife Department (802)  
 EXHIBIT A-1 - COMBINING BALANCE SHEET - ALL GENERAL AND CONSOLIDATED FUNDS  
 August 31, 2013

	CONSOLIDATED ACCOUNTS							
	GENERAL REVENUE FUND (0001)	GAME, FISH AND WATER SAFETY (0009)	STATE PARKS (0064)	OPERATORS AND CHAUFFEURS LICENSE (0099)	FEDERAL LAND AND WATER CONSERVATION (0223)	PARKS AND WILDLIFE OPERATING (0420)	TEXAS RECREATION AND PARKS (0467)	NON-GAME AND ENDANGERED SPECIES CONSERVATION (0506)
<b>ASSETS</b>								
Current Assets:								
Cash								
On Hand	\$ 558.30	\$ 183,915.60	\$ 34,527.66	\$ -	\$ -	\$ -	\$ -	\$ 15.00
In Bank	8,027.98	90,137.22	870,569.51	-	-	-	80.00	-
In State Treasury	-	89,273,635.29	32,671,408.95	-	8,786.45	-	3,135,716.42	659,037.08
Legislative Appropriations	8,196,795.28	-	-	-	-	-	-	-
Receivables from:								
Federal	-	5,444,386.98	17,395.77	-	740,688.70	-	2,435,803.84	-
Interest and Dividends	-	21,004.73	-	-	34.32	-	-	-
Accounts Receivable	50.00	15,045,762.47	422,314.78	-	-	-	-	995.17
Interfund Receivable	226,344.65	565,109.53	558,095.92	12,433.71	-	-	27,251.69	63.00
Due From Other Funds	-	-	-	-	-	1,310,000.00	600,000.00	-
Due From Other Agencies	-	301,045.69	3,027.44	-	-	-	-	-
Consumable Inventories	1,715,229.74	-	-	-	-	-	-	-
Merchandise Inventories	-	-	1,140,681.39	-	-	-	-	-
Prepaid Items	-	60,289.29	60,289.29	-	-	-	-	-
<b>Total Current Assets</b>	<b>10,147,005.95</b>	<b>110,985,286.80</b>	<b>35,778,310.71</b>	<b>12,433.71</b>	<b>749,509.47</b>	<b>1,310,000.00</b>	<b>6,198,851.95</b>	<b>660,110.25</b>
<b>Total Non-Current Assets</b>	<b>-</b>	<b>-</b>	<b>-</b>	<b>-</b>	<b>-</b>	<b>-</b>	<b>-</b>	<b>-</b>
<b>TOTAL ASSETS</b>	<b>10,147,005.95</b>	<b>110,985,286.80</b>	<b>35,778,310.71</b>	<b>12,433.71</b>	<b>749,509.47</b>	<b>1,310,000.00</b>	<b>6,198,851.95</b>	<b>660,110.25</b>
<b>LIABILITIES AND FUND BALANCES</b>								
Liabilities:								
Current Liabilities:								
Payables from								
Accounts	31,870.85	6,743,806.04	3,141,918.24	2,638.80	-	-	711,203.39	7,205.00
Payroll	318,000.24	10,294,557.61	8,335,562.45	80,113.24	-	-	45,861.63	-
Interfund Payable	220,388.71	791,690.62	312,622.80	42,597.05	-	-	786.66	2,636.01
Due To Other Funds	-	1,310,000.00	-	-	-	600,000.00	-	-
Due To Other Agencies	-	5,594,402.64	-	-	-	-	-	-
Deferred / Unearned Revenues	-	1,101,863.31	1,964,874.70	-	-	-	-	-
<b>Total Current Liabilities</b>	<b>570,259.80</b>	<b>25,836,320.22</b>	<b>13,754,978.19</b>	<b>125,349.09</b>	<b>-</b>	<b>600,000.00</b>	<b>757,851.68</b>	<b>9,841.01</b>
<b>Total Non-Current Liabilities</b>	<b>-</b>	<b>-</b>	<b>-</b>	<b>-</b>	<b>-</b>	<b>-</b>	<b>-</b>	<b>-</b>
<b>TOTAL LIABILITIES</b>	<b>570,259.80</b>	<b>25,836,320.22</b>	<b>13,754,978.19</b>	<b>125,349.09</b>	<b>-</b>	<b>600,000.00</b>	<b>757,851.68</b>	<b>9,841.01</b>
<b>FUND FINANCIAL STATEMENT-FUND BALANCES</b>								
Fund Balances (Deficits):								
Non Spendable	\$ 1,715,229.74	\$ 60,289.29	\$ 1,200,970.68	\$ -	\$ -	\$ -	\$ -	\$ -
Restricted	-	85,088,677.29	111,920.47	-	749,509.47	-	1,747,834.51	108,495.19
Committed	7,861,516.41	-	20,710,441.37	-	-	710,000.00	3,693,165.76	541,774.05
Unassigned	-	-	-	(112,915.38)	-	-	-	-
<b>Total Fund Balances</b>	<b>9,576,746.15</b>	<b>85,148,966.58</b>	<b>22,023,332.52</b>	<b>(112,915.38)</b>	<b>749,509.47</b>	<b>710,000.00</b>	<b>5,441,000.27</b>	<b>650,269.24</b>
<b>TOTAL LIABILITIES AND FUND BALANCES</b>	<b>\$ 10,147,005.95</b>	<b>\$ 110,985,286.80</b>	<b>\$ 35,778,310.71</b>	<b>\$ 12,433.71</b>	<b>\$ 749,509.47</b>	<b>\$ 1,310,000.00</b>	<b>\$ 6,198,851.95</b>	<b>\$ 660,110.25</b>

UNAUDITED

Texas Parks & Wildlife Department (802)  
 EXHIBIT A-1 - COMBINING BALANCE SHEET - ALL GENERAL AND CONSOLIDATED FUNDS  
 August 31, 2013

CONSOLIDATED ACCOUNTS											TOTALS (EXHIBIT I) 2013
LIFETIME LICENSE ENDOWMENT (0544)	ARTIFICIAL REEF (0679)	PARKS AND WILDLIFE CONSERVATION AND CAPITAL (5004)	SHRIMP LICENSE BUY BACK (5023)	BIG BEND NATIONAL PARK PLATES (5030)	WATERFOWL AND WETLAND CONSERVATION LICENSE PLATES (5057)	TEXAS LIONS CAMP PLATES (5116)	MARINE MAMMAL RECOVERY PLATES (5120)	MARINE CONSERVATION PLATES (5142)	LARGE COUNTY AND MUNICIPAL RECREATION AND PARKS (5150)		
\$ -	\$ -	\$ -	\$ -	\$ -	\$ -	\$ -	\$ -	\$ -	\$ -	\$ -	\$ 219,016.56
24,158,012.24	12,544,646.29	944,072.31	1,587,241.08	15,058.76	38,950.17	1,027.78	1,679.44	7,636.84	6,751,613.71	-	968,814.71
-	-	-	-	-	-	-	-	-	-	-	171,798,522.81
-	-	-	-	-	-	-	-	-	-	-	8,196,795.28
-	-	-	-	-	-	-	-	-	-	-	8,638,275.29
6,487.81	-	-	-	-	-	-	-	-	-	-	27,526.86
142,762.00	-	-	15,481.08	-	-	-	-	-	-	-	15,627,365.50
-	1,363.31	-	-	-	-	-	-	-	914.39	-	1,391,576.20
-	-	-	-	-	-	-	-	-	-	-	1,910,000.00
-	-	-	-	-	-	-	-	-	-	-	304,073.13
-	-	-	-	-	-	-	-	-	-	-	1,715,229.74
-	-	-	-	-	-	-	-	-	-	-	1,140,681.39
-	-	-	-	-	-	-	-	-	-	-	120,578.58
24,307,262.05	12,546,009.60	944,072.31	1,602,722.16	15,058.76	38,950.17	1,027.78	1,679.44	7,636.84	6,752,528.10	-	212,058,456.05
24,307,262.05	12,546,009.60	944,072.31	1,602,722.16	15,058.76	38,950.17	1,027.78	1,679.44	7,636.84	6,752,528.10	-	212,058,456.05
13,328.38	101,366.28	107,313.05	-	-	25,143.62	-	-	-	834,269.51	-	11,720,063.16
-	18,736.16	-	-	-	-	-	-	-	51,086.10	-	19,143,917.43
451.94	533.12	3.88	-	-	-	-	-	-	21,405.31	-	1,393,116.10
-	-	-	-	-	-	-	-	-	-	-	1,910,000.00
-	187,453.67	15,851.04	-	-	-	-	-	-	-	-	5,797,707.35
-	-	-	-	-	-	-	-	-	-	-	3,066,738.01
13,780.32	308,089.23	123,167.97	-	-	25,143.62	-	-	-	906,760.92	-	43,031,542.05
13,780.32	308,089.23	123,167.97	-	-	25,143.62	-	-	-	906,760.92	-	43,031,542.05
-	-	-	-	-	-	-	-	-	-	-	2,976,489.71
-	13,136.31	-	-	-	-	-	-	-	-	-	87,819,573.24
24,293,481.73	12,224,784.06	820,904.34	1,602,722.16	15,058.76	13,806.55	1,027.78	1,679.44	7,636.84	5,845,767.18	-	78,343,766.43
24,293,481.73	12,237,920.37	820,904.34	1,602,722.16	15,058.76	13,806.55	1,027.78	1,679.44	7,636.84	5,845,767.18	-	169,026,914.00
\$ 24,307,262.05	\$ 12,546,009.60	\$ 944,072.31	\$ 1,602,722.16	\$ 15,058.76	\$ 38,950.17	\$ 1,027.78	\$ 1,679.44	\$ 7,636.84	\$ 6,752,528.10	\$	\$ 212,058,456.05

UNAUDITED

Texas Parks & Wildlife Department (802)  
**EXHIBIT A-2 - COMBINING STATEMENT OF REVENUES, EXPENDITURES, AND  
 CHANGES IN FUND BALANCES - All General and Consolidated Funds**  
 for the fiscal year ended August 31, 2013

	CONSOLIDATED ACCOUNTS							
	GENERAL REVENUE FUND (0001)	GAME, FISH AND WATER SAFETY (0008)	STATE PARKS (0064)	OPERATORS/ CHAUFFERS LICENSE (0099)	FEDERAL LAND AND WATER CONSERVATION (0223)	PARKS AND WILDLIFE OPERATING (0420)	TEXAS RECREATION AND PARKS (0467)	NON-GAME AND ENDANGERED SPECIES CONSERVATION (0666)
<b>REVENUES</b>								
Legislative Appropriations:								
Original Appropriations	\$ 36,170,616.00	\$ -	\$ -	\$ -	\$ -	\$ -	\$ -	\$ -
Additional Appropriations	3,803,881.22	-	-	-	-	-	-	-
Taxes	-	2,465,566.00	-	-	-	-	-	-
Federal Revenue	225,000.00	48,326,344.80	372,046.99	-	1,650,910.75	-	5,133,039.56	-
Federal Pass-Through Revenue	109,536.00	2,173,774.16	209,296.70	-	-	-	-	-
State Grant Pass-Through Revenue	-	693,981.87	575.00	-	-	-	-	-
Licenses, Fees and Permits	6,890.00	125,121,074.54	45,088,613.76	-	-	-	-	10,716.38
Interest and Investment Income	1,197.96	327,150.14	122,997.54	-	752.43	-	64,553.81	2,273.01
Land Income	-	743,459.27	3,786,713.80	-	-	-	-	-
Settlement of Claims	-	178,765.35	614.00	-	-	-	-	-
Sales of Goods and Services	39,992.70	1,748,545.27	1,220,314.32	-	-	-	-	5,948.67
Other	-	1,574,835.44	2,584,506.36	-	-	-	-	1,859.00
Other	311.50	846,974.54	385,978.27	-	-	-	-	39.00
<b>TOTAL REVENUES</b>	<b>40,357,425.38</b>	<b>184,200,471.38</b>	<b>53,771,656.74</b>	<b>-</b>	<b>1,651,663.18</b>	<b>-</b>	<b>5,197,593.37</b>	<b>20,836.06</b>
<b>EXPENDITURES</b>								
Salaries and Wages	24,114,246.18	81,077,952.36	33,507,659.13	761,157.49	-	-	402,199.15	34,620.24
Payroll Related Costs	3,969,418.64	26,458,902.04	15,980,964.03	125,818.88	-	-	120,780.00	10,189.96
Professional Fees and Services	1,945,363.42	5,477,182.72	1,483,321.38	-	-	-	25,584.00	7,205.00
Travel	11,790.01	1,229,009.04	695,055.94	4,534.04	-	-	20,025.19	-
Materials and Supplies	785,835.07	12,814,646.02	11,787,622.11	82,940.35	-	-	108,402.20	(63.00)
Communication and Utilities	147,436.54	3,559,697.74	6,768,718.11	7,756.48	-	-	3,384.72	-
Repairs and Maintenance	661,714.84	4,177,769.07	4,212,501.91	14,605.21	-	-	354,694.98	-
Rentals and Leases	29,948.05	2,697,135.49	363,331.84	-	-	-	12,776.09	-
Printing and Reproduction	14,771.19	895,377.75	608,514.45	176.49	-	-	5,774.13	-
Claims and Judgements	-	103,283.31	26,363.81	-	-	-	-	-
Federal Pass-Through Expenditure	-	1,721,381.57	12,413.52	-	-	-	-	-
State Grant Pass-Through Expenditure	-	420,729.44	32,018.55	-	-	-	-	-
Intergovernmental Payments	40,974.99	3,031,538.91	-	-	939,779.38	-	15,074,991.44	-
Public Assistance Payments	56,533.07	1,697,730.21	27,427.00	-	300,909.32	-	433,750.39	-
Other Expenditures	(566,427.42)	11,745,278.97	3,751,224.63	2,509.12	-	-	(13,643.49)	2,341.00
Capital Outlay	6,029,144.90	8,481,837.34	4,863,312.39	-	-	-	857,536.54	-
<b>TOTAL EXPENDITURES</b>	<b>37,240,749.48</b>	<b>165,589,451.98</b>	<b>84,120,448.80</b>	<b>999,498.06</b>	<b>1,240,688.70</b>	<b>-</b>	<b>17,406,255.34</b>	<b>54,293.20</b>
Excess (Deficiency) of Revenues								
Over (Under) Expenditures	3,116,675.90	18,611,019.40	(30,348,792.06)	(999,498.06)	410,974.48	-	(12,208,661.97)	(33,457.14)
<b>OTHER FINANCING SOURCES (USES)</b>								
Sale of Capital Assets	49,278.56	189,630.10	5,000.00	-	-	-	-	-
Transfers-In	-	250,000.00	41,576,429.76	1,005,477.00	276,696.51	-	1,282,597.75	-
Transfers-Out	(4,892,388.23)	(5,996,341.92)	(11,996,500.01)	(70,455.00)	-	-	(1,125,857.26)	-
Insurance Recoveries	-	79,873.36	2,726.57	-	-	-	-	-
<b>TOTAL OTHER FINANCING SOURCES (USES)</b>	<b>(4,843,109.67)</b>	<b>(5,476,838.46)</b>	<b>29,587,656.32</b>	<b>935,022.00</b>	<b>276,696.51</b>	<b>-</b>	<b>156,740.49</b>	<b>-</b>
Net Change in Fund Balances	(1,726,433.77)	13,134,180.94	(761,135.74)	(64,476.06)	687,670.99	-	(12,051,921.48)	(33,457.14)
<b>FUND FINANCIAL STATEMENT-FUND BALANCES</b>								
Fund Balances, September 1, 2012	11,383,261.59	72,151,011.89	22,784,468.26	(48,439.32)	61,838.48	633,823.87	17,448,417.34	683,726.38
Restatements	(76,524.14)	(138,226.25)	-	-	-	76,176.13	44,504.41	-
Fund Balances, September 1, 2012, as Restated	11,306,737.45	72,014,785.64	22,784,468.26	(48,439.32)	61,838.48	710,000.00	17,492,921.75	683,726.38
Appropriations Lapsed	(3,557.53)	-	-	-	-	-	-	-
<b>FUND BALANCES-AUGUST 31, 2013</b>	<b>\$ 9,576,746.15</b>	<b>\$ 85,148,966.58</b>	<b>\$ 22,023,332.52</b>	<b>\$ (112,915.38)</b>	<b>\$ 749,509.47</b>	<b>\$ 710,000.00</b>	<b>\$ 5,441,000.27</b>	<b>\$ 650,269.24</b>

UNAUDITED

Texas Parks & Wildlife Department (Agency 802)  
**EXHIBIT A-2 - COMBINING STATEMENT OF REVENUES, EXPENDITURES, AND  
 CHANGES IN FUND BALANCES - All General and Consolidated Funds**  
 for the fiscal year ended August 31, 2013

CONSOLIDATED ACCOUNTS											TOTALS (EXHIBIT II) 2913
LIFETIME LICENSE EMPLOYMENT (0644)	ARTIFICIAL REEF (0678)	PARKS AND WILDLIFE CONSERVATION AND CAPITAL (6004)	SHRIMP LICENSE BUY BACK (6023)	BIG BEND NATIONAL PARK PLATES (6030)	WATERFOWL/ AND WETLAND CONSERVATION LICENSE PLATES (6057)	TEXAS LIONS CAMP PLATES (6116)	MARINE MAMMAL RECOVERY PLATES (6120)	MARINE CONSERVATION PLATES (6142)	LARGE COUNTY AND MUNICIPAL RECREATION AND PARKS (6150)		
\$ -	\$ -	\$ -	\$ -	\$ -	\$ -	\$ -	\$ -	\$ -	\$ -	\$ -	\$ 36,170,616.00
-	-	-	-	-	-	-	-	-	-	-	3,803,881.22
-	-	-	-	-	-	-	-	-	-	-	2,465,566.00
-	85,945.53	-	-	-	-	-	-	-	-	-	55,707,342.10
-	-	-	-	-	-	-	-	-	-	-	2,578,552.39
1,244,878.90	-	513,782.49	124,690.01	52,790.75	48,254.10	9,432.12	11,885.23	22,562.47	-	-	694,556.87
96,304.03	40,534.53	26,015.56	5,691.88	106.70	134.96	15.58	58.26	61.82	24,399.92	-	172,255,570.75
-	-	-	-	-	-	-	-	-	-	-	712,248.13
-	-	-	-	-	-	-	-	-	-	-	4,530,173.07
-	-	-	-	-	-	-	-	-	-	-	179,379.35
950.00	1,405,000.00	-	-	-	-	-	-	-	-	-	3,014,800.96
-	-	-	-	-	-	-	-	-	-	-	5,567,150.80
-	-	-	-	-	-	-	-	-	-	-	1,233,303.31
<b>1,342,132.93</b>	<b>1,531,480.06</b>	<b>539,798.05</b>	<b>130,381.89</b>	<b>52,897.45</b>	<b>48,389.06</b>	<b>9,447.70</b>	<b>11,943.49</b>	<b>22,624.29</b>	<b>24,399.92</b>	<b>288,913,140.95</b>	
\$ 37,314.75	\$ 178,675.39	\$ -	\$ -	\$ -	\$ -	\$ -	\$ -	\$ -	\$ 229,639.50	\$ 140,343,464.19	
252,520.59	58,758.12	8,222.29	-	-	-	-	-	-	50,996.36	47,036,570.91	
-	4,930.22	31,128.23	-	-	-	-	-	-	40,016.00	9,014,730.97	
259.05	-	15,167.44	-	-	-	-	-	-	4,756.16	1,980,596.87	
7,091.85	22,897.69	86,790.43	-	-	-	-	-	-	7,728.35	25,703,891.07	
190.91	2,224.30	110,873.41	-	-	-	-	-	-	1,184.99	10,601,467.20	
-	4,804.53	13,883.50	-	-	-	-	-	-	28,276.63	9,468,250.67	
432,611.70	11,787.15	35,007.13	-	-	-	-	-	-	283.11	3,582,880.56	
-	166.00	18,913.02	-	-	-	-	-	-	20.13	1,543,713.16	
-	-	-	-	-	-	-	-	-	-	129,647.12	
-	200,862.52	-	-	-	-	-	-	-	-	1,934,657.61	
-	232,154.18	13,501.87	-	-	-	-	-	-	-	699,557.58	
-	-	-	-	-	-	-	-	-	1,153.54	21,559,397.60	
-	(25,239.37)	67,699.69	-	-	-	-	-	-	2,472,112.88	98,794.39	2,657,604.70
40,433.60	283,485.89	68,952.71	229,400.00	51,871.46	58,407.13	9,080.12	23,843.77	25,770.60	14,602.16	15,727,130.25	
-	-	-	-	-	-	-	-	-	-	20,231,831.17	
<b>770,422.45</b>	<b>975,506.62</b>	<b>470,139.72</b>	<b>229,400.00</b>	<b>51,871.46</b>	<b>58,407.13</b>	<b>9,080.12</b>	<b>23,843.77</b>	<b>25,770.60</b>	<b>2,949,564.20</b>	<b>312,215,391.63</b>	
571,710.48	555,973.44	69,658.33	(99,018.11)	1,025.99	(10,018.07)	367.58	(11,900.28)	(3,146.31)	(2,925,164.28)	(23,302,250.68)	
-	93,857.00	-	-	-	-	-	-	-	-	337,765.66	
-	145.00	-	-	-	-	-	-	-	302,085.00	44,693,431.02	
-	(145.00)	-	-	-	-	-	-	-	-	(24,081,687.42)	
-	<b>93,857.00</b>	-	-	-	-	-	-	-	<b>302,085.00</b>	<b>21,032,109.19</b>	
571,710.48	649,830.44	69,658.33	(99,018.11)	1,025.99	(10,018.07)	367.58	(11,900.28)	(3,146.31)	(2,623,079.28)	(2,270,141.49)	
23,721,771.25	11,588,089.93	751,246.01	1,701,740.27	14,032.77	23,824.62	660.20	13,579.72	10,783.15	8,468,846.46	171,392,682.87	
-	-	-	-	-	-	-	-	-	-	(92,069.85)	
23,721,771.25	11,588,089.93	751,246.01	1,701,740.27	14,032.77	23,824.62	660.20	13,579.72	10,783.15	8,468,846.46	171,300,613.02	
-	-	-	-	-	-	-	-	-	-	(3,557.53)	
<b>\$ 24,293,481.73</b>	<b>\$ 12,237,920.37</b>	<b>\$ 820,904.34</b>	<b>\$ 1,602,722.16</b>	<b>\$ 15,058.76</b>	<b>\$ 13,806.55</b>	<b>\$ 1,027.78</b>	<b>\$ 1,679.44</b>	<b>\$ 7,636.84</b>	<b>\$ 5,845,767.18</b>	<b>\$ 169,026,914.00</b>	

UNAUDITED

Texas Parks & Wildlife Department (802)

**EXHIBIT C-1 - COMBINING BALANCE SHEET – DEBT SERVICE FUNDS**

August 31, 2013

<b>TEXAS PARKS DEVELOPMENT BONDS INTEREST AND SINKING FUND (0409)</b>	<b>TOTALS (EXHIBIT I) 2013</b>
---	--

**ASSETS**

Current Assets:

Cash

In State Treasury

\$ 8.64 \$ 8.64

Receivables from:

Interest and Dividends

(0.15) (0.15)

**Total Current Assets**

**8.49 8.49**

**Total Non-Current Assets**

- -

**TOTAL ASSETS**

**8.49 8.49**

**LIABILITIES AND FUND BALANCES**

**Total Current Liabilities**

- -

**Total Non-Current Liabilities**

- -

**TOTAL LIABILITIES**

- -

**FUND FINANCIAL STATEMENT-FUND BALANCES**

Fund Balances (Deficits):

Restricted

8.49 8.49

**Total Fund Balances**

**8.49 8.49**

**TOTAL LIABILITIES AND FUND BALANCES**

**\$ 8.49 \$ 8.49**



UNAUDITED

Texas Parks & Wildlife Department (802)

**EXHIBIT C-2 - COMBINING STATEMENT OF REVENUES, EXPENDITURES, AND  
CHANGES IN FUND BALANCES - Debt Service Funds**

for the fiscal year ended August 31, 2013

TEXAS PARKS DEVELOPMENT BONDS INTEREST AND SINKING FUND (0409)	TOTALS (EXHIBIT II) 2013
--	--------------------------------

REVENUES	
Interest and Investment Income	\$ 60.47 \$ 60.47
<b>TOTAL REVENUES</b>	<b>60.47 60.47</b>
EXPENDITURES	
<b>TOTAL EXPENDITURES</b>	<b>- -</b>
Excess (Deficiency) of Revenues Over (Under) Expenditures	60.47 60.47
OTHER FINANCING SOURCES (USES)	
Transfers-Out	(63.25) (63.25)
<b>TOTAL OTHER FINANCING SOURCES (USES)</b>	<b>(63.25) (63.25)</b>
Net Change in Fund Balances	(2.78) (2.78)
FUND FINANCIAL STATEMENT-FUND BALANCES	
Fund Balances, September 1, 2012	11.27 11.27
Restatements	- -
Fund Balances, September 1, 2012, as Restated	11.27 11.27
<b>FUND BALANCES--AUGUST 31, 2013</b>	<b>\$ 8.49 \$ 8.49</b>

UNAUDITED

Texas Parks & Wildlife Department (802)

**EXHIBIT D-1 - COMBINING BALANCE SHEET - Capital Projects Funds**

August 31, 2013

<b>T.P.F.A. G.O. COMMERCIAL PAPER SERIES 2002A TPWD PROJECT C FUND (7634)</b>	<b>T.P.F.A. G.O. COMMERCIAL PAPER SERIES 2008 TPWD PROJECT 1A FUND (7635)</b>
---	---

**ASSETS**

Current Assets:		
Interfund Receivable	\$ -	\$ -
Due From Other Agencies	-	16,949,157.05
<b>Total Current Assets</b>	<b>-</b>	<b>16,949,157.05</b>
<b>Total Non-Current Assets</b>	<b>-</b>	<b>-</b>
<b>TOTAL ASSETS</b>	<b>-</b>	<b>16,949,157.05</b>

**LIABILITIES AND FUND BALANCES**

Liabilities:		
Current Liabilities:		
Payables from Accounts	-	1,184,046.10
Interfund Payable	-	2,677.43
<b>Total Current Liabilities</b>	<b>-</b>	<b>1,186,723.53</b>
<b>Total Non-Current Liabilities</b>	<b>-</b>	<b>-</b>
<b>TOTAL LIABILITIES</b>	<b>-</b>	<b>1,186,723.53</b>

**FUND FINANCIAL STATEMENT-FUND BALANCES**

Fund Balances (Deficits):		
Restricted	-	15,762,433.52
<b>Total Fund Balances</b>	<b>-</b>	<b>15,762,433.52</b>
<b>TOTAL LIABILITIES AND FUND BALANCES</b>	<b>\$ -</b>	<b>\$ 16,949,157.05</b>

UNAUDITED

Texas Parks & Wildlife Department (802)

**EXHIBIT D-1 - COMBINING BALANCE SHEET - Capital Projects Funds**

August 31, 2013

T.P.F.A. G.O. COMMERCIAL PAPER SERIES 2008 TPWD PROJECT 1B FUND (7647)	T.P.F.A. G.O. COMMERCIAL PAPER SERIES 2008 TPWD PROJECT 1C FUND (7654)	TOTALS (EXHIBIT I) 2013
---	---	-------------------------------

\$ 141,602.74	\$ -	\$ 141,602.74
9,503,680.44	172,939.20	26,625,776.69
<b>9,645,283.18</b>	<b>172,939.20</b>	<b>26,767,379.43</b>
-	-	-
<b>9,645,283.18</b>	<b>172,939.20</b>	<b>26,767,379.43</b>

177,669.76	6,037.68	1,367,753.54
59,750.21	77,635.20	140,062.84
<b>237,419.97</b>	<b>83,672.88</b>	<b>1,507,816.38</b>
-	-	-
<b>237,419.97</b>	<b>83,672.88</b>	<b>1,507,816.38</b>

9,407,863.21	89,266.32	25,259,563.05
<b>9,407,863.21</b>	<b>89,266.32</b>	<b>25,259,563.05</b>
<b>\$ 9,645,283.18</b>	<b>\$ 172,939.20</b>	<b>\$ 26,767,379.43</b>

UNAUDITED

Texas Parks & Wildlife Department (802)

**EXHIBIT D-2 - COMBINING STATEMENT OF REVENUES, EXPENDITURES, AND CHANGES IN FUND BALANCES - Capital Projects Funds**

for the fiscal year ended August 31, 2013

<b>T.P.F.A. G.O. COMMERCIAL PAPER SERIES 2002A TPWD PROJECT C FUND (7634)</b>	<b>T.P.F.A. G.O. COMMERCIAL PAPER SERIES 2008 TPWD PROJECT 1A FUND (7635)</b>
---	---

**REVENUES**

<b>TOTAL REVENUES</b>	\$	-	\$	-
-----------------------	----	---	----	---

**EXPENDITURES**

Salaries and Wages	71,556.69	30,061.15
Payroll Related Costs	21,838.32	8,547.37
Professional Fees and Services	7,910.23	51,570.11
Travel	4,587.66	4,780.07
Materials and Supplies	14,230.06	40,806.72
Communication and Utilities	309.00	9,802.00
Repairs and Maintenance	439,361.63	1,595,200.16
Rentals and Leases	121.00	183.28
Printing and Reproduction	-	220.50
Other Expenditures	183,178.55	26,036.07
Capital Outlay	645,927.85	5,311,862.44
<b>TOTAL EXPENDITURES</b>	<b>1,389,020.99</b>	<b>7,079,069.87</b>

Excess (Deficiency) of Revenues		
Over (Under) Expenditures	(1,389,020.99)	(7,079,069.87)

**OTHER FINANCING SOURCES (USES)**

Transfers-In	713,257.78	20,689,412.00
<b>TOTAL OTHER FINANCING SOURCES (USES)</b>	<b>713,257.78</b>	<b>20,689,412.00</b>

Net Change in Fund Balances	(675,763.21)	13,610,342.13
-----------------------------	--------------	---------------

**FUND FINANCIAL STATEMENT-FUND BALANCES**

Fund Balances, September 1, 2012	675,763.21	2,152,091.39
Restatements	-	-
Fund Balances, September 1, 2012, as Restated	675,763.21	2,152,091.39
<b>FUND BALANCES--AUGUST 31, 2013</b>	<b>\$ 0.00 \$</b>	<b>15,762,433.52</b>

UNAUDITED

Texas Parks & Wildlife Department (802)

**EXHIBIT D-2 - COMBINING STATEMENT OF REVENUES, EXPENDITURES, AND  
CHANGES IN FUND BALANCES - Capital Projects Funds**

for the fiscal year ended August 31, 2013

T.P.F.A. G.O. COMMERCIAL PAPER SERIES 2008 TPWD PROJECT 1B FUND (7647)	T.P.F.A. G.O. COMMERCIAL PAPER SERIES 2008 TPWD PROJECT 1C FUND (7654)	TOTALS (EXHIBIT II) 2013
\$ -	\$ -	\$ -
602,176.75	234,459.46	938,254.05
171,218.54	66,949.56	268,553.79
434,660.17	124,920.57	619,061.08
59,684.49	23,217.83	92,270.05
118,260.12	64,047.62	237,344.52
9,144.92	1,555.75	20,811.67
1,426,711.56	10,200.57	3,471,473.92
11,639.27	3,165.78	15,109.33
4,776.16	344.65	5,341.31
217,082.26	30,951.77	457,248.65
(2,372,441.93)	501,861.31	4,087,209.67
<b>682,912.31</b>	<b>1,061,674.87</b>	<b>10,212,678.04</b>
(682,912.31)	(1,061,674.87)	(10,212,678.04)
6,643,931.45	1,168,926.18	29,215,527.41
<b>6,643,931.45</b>	<b>1,168,926.18</b>	<b>29,215,527.41</b>
5,961,019.14	107,251.31	19,002,849.37
3,446,844.07	(17,984.99)	6,256,713.68
-	-	-
3,446,844.07	(17,984.99)	6,256,713.68
<b>\$ 9,407,863.21</b>	<b>\$ 89,266.32</b>	<b>\$ 25,259,563.05</b>

UNAUDITED

Texas Parks & Wildlife Department (802)

**EXHIBIT E-1 - COMBINING BALANCE SHEET - Permanent Funds**

August 31, 2013

STATE PARKS ENDOWMENT TRUST ACCOUNT (0885)	TOTALS (EXHIBIT I) 2013
---	-------------------------------

**ASSETS**

Current Assets:

Cash

In State Treasury

\$ 628,265.34 \$ 628,265.34

Interest and Dividends

168.32 168.32

**Total Current Assets**

**628,433.66 628,433.66**

**Total Non-Current Assets**

- -

**TOTAL ASSETS**

**628,433.66 628,433.66**

**LIABILITIES AND FUND BALANCES**

**Total Current Liabilities**

- -

**Total Non-Current Liabilities**

- -

**TOTAL LIABILITIES**

- -

**FUND FINANCIAL STATEMENT-FUND BALANCES**

Fund Balances (Deficits):

Non Spendable

276,468.22 276,468.22

Restricted

351,965.44 351,965.44

**TOTAL LIABILITIES AND FUND BALANCES**

**\$ 628,433.66 \$ 628,433.66**

UNAUDITED

Texas Parks & Wildlife Department (802)

**EXHIBIT E-2 - COMBINING STATEMENT OF REVENUES, EXPENDITURES,  
AND CHANGES IN FUND BALANCES - Permanent Funds**

for the fiscal year ended August 31, 2013

STATE PARKS ENDOWMENT TRUST ACCOUNT (0885)	TOTALS (EXHIBIT II) 2013
---	--------------------------------

<b>REVENUES</b>			
Licenses, Fees and Permits	\$	215.62	\$ 215.62
Interest and Investment Income		2,517.90	2,517.90
<b>TOTAL REVENUES</b>		<b>2,733.52</b>	<b>2,733.52</b>
<b>EXPENDITURES</b>			
<b>TOTAL EXPENDITURES</b>		-	-
Excess (Deficiency) of Revenues			
Over (Under) Expenditures		2,733.52	2,733.52
<b>OTHER FINANCING SOURCES (USES)</b>			
<b>TOTAL OTHER FINANCING SOURCES (USES)</b>		-	-
Net Change in Fund Balances		2,733.52	2,733.52
<b>FUND FINANCIAL STATEMENT-FUND BALANCES</b>			
Fund Balances, September 1, 2012		625,700.14	625,700.14
Restatements		-	-
Fund Balances, September 1, 2012, as Restated		625,700.14	625,700.14
<b>FUND BALANCES--AUGUST 31, 2013</b>		<b>\$ 628,433.66</b>	<b>\$ 628,433.66</b>

**UNAUDITED**

Texas Parks & Wildlife Department (802)  
**EXHIBIT J-1 - COMBINING STATEMENT OF CHANGES IN  
 ASSETS AND LIABILITIES - Agency Funds**  
 August 31, 2013

	BEGINNING BALANCE SEPTEMBER 1, 2012	ADDITIONS	DEDUCTIONS	ENDING BALANCE AUGUST 31, 2013
<b>General Revenue Fund (0001) U/F (1000) *</b>				
<b>ASSETS</b>				
Current				
Cash on Hand		\$ 1,600.00	\$ -	\$ 1,600.00
Cash in State Treasury		652,409.97	652,409.97	-
<b>Total Current Assets</b>	<b>\$ -</b>	<b>\$ 654,009.97</b>	<b>\$ 652,409.97</b>	<b>\$ 1,600.00</b>
<b>LIABILITIES</b>				
Current				
Accounts Payable		\$ 6,947.28	\$ 6,947.28	\$ -
Funds Held for Others		651,057.15	649,457.15	1,600.00
<b>Total Current Liabilities</b>	<b>\$ -</b>	<b>\$ 658,004.43</b>	<b>\$ 656,404.43</b>	<b>\$ 1,600.00</b>
<b>P&amp;W POS Deposits Escrow Trust (0843)</b>				
<b>ASSETS</b>				
Current				
Cash in State Treasury	\$ 137,970.00	\$ 159,771.00	\$ 147,305.75	\$ 150,435.25
<b>Total Current Assets</b>	<b>\$ 137,970.00</b>	<b>\$ 159,771.00</b>	<b>\$ 147,305.75</b>	<b>\$ 150,435.25</b>
<b>LIABILITIES</b>				
Current				
Accounts Payable		\$ 1,934.75	\$ 1,934.75	\$ -
Funds Held for Others	137,970.00	21,351.00	8,885.75	150,435.25
<b>Total Current Liabilities</b>	<b>\$ 137,970.00</b>	<b>\$ 23,285.75</b>	<b>\$ 10,820.50</b>	<b>\$ 150,435.25</b>
<b>Departmental Suspense (0900)</b>				
<b>ASSETS</b>				
Current				
Cash in State Treasury		\$ 20,572.68	\$ 20,572.68	\$ -
<b>Total Current Assets</b>	<b>\$ -</b>	<b>\$ 20,572.68</b>	<b>\$ 20,572.68</b>	<b>\$ -</b>
<b>LIABILITIES</b>				
Current				
Funds Held for Others		\$ 20,572.68	\$ 20,572.68	\$ -
<b>Total Current Liabilities</b>	<b>\$ -</b>	<b>\$ 20,572.68</b>	<b>\$ 20,572.68</b>	<b>\$ -</b>
<b>Warrant Hold Offset (0900) U/F (9016) *</b>				
<b>ASSETS</b>				
Current				
Cash in State Treasury		\$ 41.70	\$ 41.70	\$ -
<b>Total Current Assets</b>	<b>\$ -</b>	<b>\$ 41.70</b>	<b>\$ 41.70</b>	<b>\$ -</b>
<b>LIABILITIES</b>				
Current				
Funds Held for Others		\$ 41.70	\$ 41.70	\$ -
<b>Total Current Liabilities</b>	<b>\$ -</b>	<b>\$ 41.70</b>	<b>\$ 41.70</b>	<b>\$ -</b>
<b>Funds Held For Others-Parks (0900) U/F (0922) *</b>				
<b>ASSETS</b>				
Current				
Cash in State Treasury	\$ 10,575.06	\$ 39,277.14	\$ 39,087.99	\$ 10,764.21
<b>Total Current Assets</b>	<b>\$ 10,575.06</b>	<b>\$ 39,277.14</b>	<b>\$ 39,087.99</b>	<b>\$ 10,764.21</b>
<b>LIABILITIES</b>				
Current				
Accounts Payable		\$ 19,376.50	\$ 19,376.50	\$ -
Funds Held for Others	10,575.06	37,788.51	37,599.36	10,764.21
<b>Total Current Liabilities</b>	<b>\$ 10,575.06</b>	<b>\$ 57,165.01</b>	<b>\$ 56,975.86</b>	<b>\$ 10,764.21</b>



**UNAUDITED**

Texas Parks & Wildlife Department (802)  
**EXHIBIT J-1 - COMBINING STATEMENT OF CHANGES IN  
 ASSETS AND LIABILITIES - Agency Funds**  
 August 31, 2013

	BEGINNING BALANCE SEPTEMBER 1, 2012	ADDITIONS	DEDUCTIONS	ENDING BALANCE AUGUST 31, 2013
<b>Suspense - Local Hotel Taxes (0900) U/F (0939) *</b>				
<b>ASSETS</b>				
Current				
Cash in State Treasury	\$ 27,704.04	\$ 136,967.35	\$ 135,020.83	\$ 29,650.56
<b>Total Current Assets</b>	<b>\$ 27,704.04</b>	<b>\$ 136,967.35</b>	<b>\$ 135,020.83</b>	<b>\$ 29,650.56</b>
<b>LIABILITIES</b>				
Current				
Accounts Payable		\$ 134,776.93	\$ 134,776.93	\$ -
Funds Held for Others	27,704.04	136,967.35	135,020.83	29,650.56
<b>Total Current Liabilities</b>	<b>\$ 27,704.04</b>	<b>\$ 271,744.28</b>	<b>\$ 269,797.76</b>	<b>\$ 29,650.56</b>
<b>USPS - Overpayments to Employees (0900) U/F (9015) *</b>				
<b>ASSETS</b>				
Current				
Cash in State Treasury	\$ 10,411.22	\$ 22,640.29	\$ 21,221.81	\$ 11,829.70
<b>Total Current Assets</b>	<b>\$ 10,411.22</b>	<b>\$ 22,640.29</b>	<b>\$ 21,221.81</b>	<b>\$ 11,829.70</b>
<b>LIABILITIES</b>				
Current				
Funds Held for Others	\$ 10,411.22	\$ 22,640.29	\$ 21,221.81	\$ 11,829.70
<b>Total Current Liabilities</b>	<b>\$ 10,411.22</b>	<b>\$ 22,640.29</b>	<b>\$ 21,221.81</b>	<b>\$ 11,829.70</b>
<b>Correction Account - Direct Deposit (0980)</b>				
<b>ASSETS</b>				
Current				
Cash in State Treasury		\$ 164,786.43	\$ 164,718.87	\$ 67.56
<b>Total Current Assets</b>	<b>\$ -</b>	<b>\$ 164,786.43</b>	<b>\$ 164,718.87</b>	<b>\$ 67.56</b>
<b>LIABILITIES</b>				
Current				
Funds Held for Others		\$ 164,786.43	\$ 164,718.87	\$ 67.56
<b>Total Current Liabilities</b>	<b>\$ -</b>	<b>\$ 164,786.43</b>	<b>\$ 164,718.87</b>	<b>\$ 67.56</b>
<b>USPS - Direct Deposit Return Money (0980) U/F (9014) *</b>				
<b>ASSETS</b>				
Current				
Cash in State Treasury		\$ 30,856.51	\$ 30,856.51	\$ -
<b>Total Current Assets</b>	<b>\$ -</b>	<b>\$ 30,856.51</b>	<b>\$ 30,856.51</b>	<b>\$ -</b>
<b>LIABILITIES</b>				
Current				
Funds Held for Others		\$ 30,856.51	\$ 30,856.51	\$ -
<b>Total Current Liabilities</b>	<b>\$ -</b>	<b>\$ 30,856.51</b>	<b>\$ 30,856.51</b>	<b>\$ -</b>
<b>Agency Suspense Payable Deducts (0900) U/F (9904) *</b>				
<b>ASSETS</b>				
Current				
Cash in State Treasury		\$ 399,236.71	\$ 399,236.71	\$ -
<b>Total Current Assets</b>	<b>\$ -</b>	<b>\$ 399,236.71</b>	<b>\$ 399,236.71</b>	<b>\$ -</b>
<b>LIABILITIES</b>				
Current				
Funds Held for Others		\$ 399,236.71	\$ 399,236.71	\$ -
<b>Total Current Liabilities</b>	<b>\$ -</b>	<b>\$ 399,236.71</b>	<b>\$ 399,236.71</b>	<b>\$ -</b>

**UNAUDITED**

Texas Parks & Wildlife Department (802)  
**EXHIBIT J-1 - COMBINING STATEMENT OF CHANGES IN  
 ASSETS AND LIABILITIES - Agency Funds**  
 August 31, 2013

BEGINNING BALANCE SEPTEMBER 1, 2012	ADDITIONS	DEDUCTIONS	ENDING BALANCE AUGUST 31, 2013
---	-----------	------------	--------------------------------------

**Child Support Addenda Deducts - Suspense (0807) U/F (8070) \***

**ASSETS**

Current					
Cash in State Treasury	\$ 34,505.97	\$ 467,348.93	\$ 469,206.30	\$ 32,648.60	
<b>Total Current Assets</b>	<b>\$ 34,505.97</b>	<b>\$ 467,348.93</b>	<b>\$ 469,206.30</b>	<b>\$ 32,648.60</b>	

**LIABILITIES**

Current					
Accounts Payable		\$ 434,700.33	\$ 434,700.33		\$ -
Funds Held for Others	34,505.97	467,348.93	469,206.30		32,648.60
<b>Total Current Liabilities</b>	<b>\$ 34,505.97</b>	<b>\$ 902,049.26</b>	<b>\$ 903,906.63</b>	<b>\$ 32,648.60</b>	

**TOTALS - ALL AGENCY FUNDS**


**ASSETS**

Current					
Cash on Hand	\$ -	\$ 1,600.00	\$ -	\$ 1,600.00	
Cash in State Treasury	\$ 221,166.29	\$ 2,093,908.71	\$ 2,079,679.12	\$ 235,395.88	
<b>Total Current Assets</b>	<b>\$ 221,166.29</b>	<b>\$ 2,095,508.71</b>	<b>\$ 2,079,679.12</b>	<b>\$ 236,995.88</b>	

**LIABILITIES**

Current					
Accounts Payable	\$ -	\$ 597,735.79	\$ 597,735.79		\$ -
Funds Held for Others	\$ 221,166.29	\$ 1,952,647.26	\$ 1,936,817.67		236,995.88
<b>Total Current Liabilities</b>	<b>\$ 221,166.29</b>	<b>\$ 2,550,383.05</b>	<b>\$ 2,534,553.46</b>	<b>\$ 236,995.88</b>	

\*GAAP Fund is noted as (XXXX), USAS D23 U/F (XXXX)

The image shows the front cover of a binder. The cover is dark grey or black with a perforated edge on the left side. A large, light blue rectangular box is centered on the cover, containing the title text. Below the blue box, a thin white horizontal line spans across the width of the cover.

**NOTES TO THE FINANCIAL  
STATEMENTS**

**THIS PAGE INTENTIONALLY LEFT BLANK**

UNAUDITED

TEXAS PARKS AND WILDLIFE DEPARTMENT (802)

**NOTE 1: Summary of Significant Accounting Policies**

**Entity**

The accompanying financial statements reflect the financial position of the Texas Parks and Wildlife Department (TPWD). TPWD is an agency of the State of Texas, and its financial records comply with state statutes and regulations. This includes compliance with the Texas Comptroller of Public Accounts' *Reporting Requirements - Annual Financial Reports of State Agencies and Universities*.

TPWD, established by the Legislature in 1963 by merging the State Parks Board and the Game and Fish Commission, operates under the Parks and Wildlife Code. Policy direction is provided by the Texas Parks and Wildlife Commission. An Executive Director, appointed by the Commission, directs the administration of TPWD. The responsibilities of TPWD consist of three main functions: to plan, develop, and maintain the Texas state park system; to manage the wildlife, freshwater, and marine resources of Texas; and to enforce all laws pertaining to the operations of TPWD.

Due to statewide requirements embedded in Governmental Accounting Standards Board Statement No. 34, *Basic Financial Statements - Management's Discussion and Analysis - for State and Local Governments*, the Comptroller of Public Accounts does not require the accompanying annual financial report to comply with all requirements in this statement. The financial report will be considered for audit by the State Auditor as part of the audit of the State of Texas *Comprehensive Annual Financial Report (CAFR)*; therefore, an opinion has not been expressed on the financial statements and related information contained in this report.

**Blended and Discretely Presented Component Units:**

No blended or discretely presented component units have been identified.

**Fund Structure**

The accompanying financial statements are presented on the basis of funds, each of which is considered a separate accounting entity. The operations of each fund are accounted for with a separate set of self-balancing accounts that comprise its assets, liabilities, fund equity, revenues, and expenditures. These accounts are segregated for the purpose of carrying on specific activities or attaining certain objectives in accordance with special regulations, restrictions, or limitations.

**Governmental Fund Types & Government-wide Adjustment Fund Types**

**General Revenue Funds:** The general revenue fund (Fund 0001) is the principal operating fund used to account for most of the state's general activities. It accounts for all the financial resources except those accounted for in other funds.

**Game, Fish and Water Safety (Fund 0009)** - To receive revenues from: licenses, stamps, fees, permits and fines involving the laws and duties regarding game and fish; sales of marl, sand, shell, gravel and mud shell; oyster bed rentals and permits; federal funds received under chapter 77; sale of property purchased from this account; titling and licensing registration fees; fines/penalties for violation of laws pertaining to wildlife protection and conservation; sale of rough fish, seized pelts; sale or lease of grazing rights; and other sources as provided by law. To be used for administration/enforcement of game, fish, and water safety laws, wildlife management, expansion/development, research, boat ramps and other uses provided by law.

UNAUDITED

TEXAS PARKS AND WILDLIFE DEPARTMENT (802)

**NOTE 1: Summary of Significant Accounting Policies (Continued)**

State Parks (Fund 0064) - To receive the revenue from grants or operation of concessions in state parks or fishing publications on state parks, state historic sites, or state scientific areas; fines and penalties; permit application fees; allocation from sporting goods tax revenues; and revenue from other sources provided by law. This account is not earmarked or dedicated for a specific purpose; however, the Legislature has followed the practice of appropriating money in the account for the maintenance and improvement of State Parks.

Operators and Chauffeurs License (Fund 0099) - To receive federal dollars and court costs collected from defendants convicted under certain sections of the Penal Code. Defendants convicted of a felony pay \$133. Defendants convicted of a Class A or B misdemeanor pay \$83 and defendants convicted of a non-jailable misdemeanor pay \$40. This account receives 11.1426% of total collections. It is to be used for salaries, purchases of equipment and supplies and other expenses necessary for the operation of the Texas Department of Public Safety.

Federal Land and Water Conservation (Fund 0223) - To receive from federal government and/or any other source for paying cost of planning, acquisition, operation and development of outdoor recreation resources and administrative expenses incident to projects or programs under the scope of "Land and Water Conservation Act of 1965" (Public Law 88-578).

Parks and Wildlife Operating (Fund 0420) - To facilitate TPWD operation, money may be transferred from any account for personal services, travel, consumable supplies/materials, operating expenses and capital outlay and used for purpose for which appropriations are made.

Texas Recreation and Parks (Fund 0467) - To make assistance grants to political subdivisions, direct state matching grants to political subdivisions, and to acquire and develop state parks, recreational areas, open-space and natural areas. Grants may also be made for recreation, conservation, or education programs for underserved populations, including administrative costs. Grants are made only to a county or municipality with a population less than 500,000 or any other political subdivision that is not a county or municipality.

Non-Game and Endangered Species Conservation (Fund 0506) - To receive private contributions, grants, receipts from the sale of wildlife prints, decals and stamps, interest income from the investment of money collected under this chapter, income from entrance fees, easements, mineral leases, grazing leases and sale of products from lands purchased from this account. The account may be used only for the following purposes:

- (1) dissemination of information pertaining to non-game and endangered species conservation, management, and values;
- (2) scientific investigation and survey of non-game and endangered species for better protection and conservation;
- (3) propagation, distribution, protection, and restoration of non-game and endangered species;
- (4) research and management of non-game and endangered species;
- (5) development of habitats for non-game and endangered species;
- (6) acquisition of habitats for non-game and endangered species; and
- (7) matching of funds available to TPWD.

UNAUDITED

TEXAS PARKS AND WILDLIFE DEPARTMENT (802)

**NOTE 1: Summary of Significant Accounting Policies (Continued)**

Lifetime License Endowment (Fund 0544) - To receive money from lifetime hunting, fishing, combination licenses, private contributions, grants/donations and interest income. No expenditure shall be made from the principal. Interest may be used only to acquire, develop, manage and repair public hunting/fishing areas and is invested based on commission rule.

Artificial Reef (Fund 0679) - Composed of all funds received by the State, including interest and earnings of accounts under this chapter. No General Revenue appropriations shall be expended in development or implementation of this plan. Account dedicated to TPWD to carry out this chapter, including citing, designing, constructing, monitoring, and otherwise managing an artificial reef or artificial reef system. TPWD may accept grants, donations, of money or materials, and other forms of assistance from private and public sources.

Parks and Wildlife Conservation and Capital (Fund 5004) - Created to receive credits under § 151.801, Tax Code after required allocations made and revenue bond proceeds issued under § 13.0045 for Parks and Wildlife facilities. Only to acquire and develop parks, fisheries and wildlife projects, including repair/renovation, improvement equip- ping and for debt service.

*\*Also to receive the remainder of a fee for specialty license plates to support TPWD activities after deducting administrative costs under § 504.618, Transportation Code.*

Shrimp License Buyback (Fund 5023) - Created in General Revenue to receive fees increased by 15%, NTE \$25, for the following licenses: bait-shrimp dealers, wholesale fish dealers, wholesale truck dealers, retail fish dealers, retail dealers trucks, commercial bait-shrimp boats, commercial bay shrimp boats, commercial gulf shrimp boats and transfer fee for commercial bay or bait shrimp boats. Used only to buy back shrimp from a willing license holder, a commercial bay or bait shrimp boat license.

Big Bend National Park Plates (Fund 5030) - Created in General Revenue for receipt of license plate fees. In addition to other fees, a fee of \$30 shall be charged for specially designed license plates bearing graphic images of Big Bend National Park. Of this amount, \$22 shall be deposited to the account and the remainder used for administration. Account may be used only by TPWD to support activities of a designated nonprofit organization whose primary purpose is improvement and preservation of Big Bend National Park.

Waterfowl and Wetland Conservation License Plates (Fund 5057) - This account is created in General Revenue to record receipts from special license plates to support activities of a nonprofit organization for the conservation of waterfowl and wetland. A fee of \$30 to be collected in addition to other registration fees. Deposit \$22 to General Revenue (0001), and the remainder to the State Highway Fund (0006). To support activities of a designated nonprofit organization whose primary purpose is the conservation of waterfowl and wetland.

UNAUDITED

TEXAS PARKS AND WILDLIFE DEPARTMENT (802)

**NOTE 1: Summary of Significant Accounting Policies (Continued)**

Texas Lion Camp Plates (Fund 5116) - Account in the General Revenue Fund for revenue from the sale of specialty license plates designed in consultation with the Texas Lions League for Crippled Children. Additional \$30 annual fee; Deposit \$22 to this account and remainder to the State Highway Fund (0006). Used by TPWD to support the activities of a designated nonprofit organization accredited by the American Camping Association and licensed by the Texas Department of Health, whose primary purpose is to provide a camp for physically disabled, hearing or vision impaired and diabetic children who reside in this state.

Marine Mammal Recovery Plates (Fund 5120) - Account in the General Revenue Fund for revenue from the sale of license plates issued in consultation with TPWD and the Texas Marine Mammal Stranding Network. Additional \$30 annual fee; Deposit \$22 to this account and remainder to the State Highway Fund (0006). Used only by TPWD to support activities of the Texas Marine Mammal Stranding Network in recovery, rehabilitation and release of stranded marine mammals.

Marine Conservation Plates (Fund 5142) - New account from fees for specially designed Marine Conservation license plates. Of the \$30 total, \$22 deposited to the account for use by TPWD to support activities of Coastal Conservation Association Texas in the conservation of marine resources. The remainder is to be used for administration.

Large County and Municipal Recreation and Parks (Fund 5150) - Account to receive a percentage credit from sporting goods taxes under § 151.801, Tax Code, other sources as required by law, private contributions, grants, donations and federal funds. To be used for grants to large counties and municipalities for the acquisition or development of indoor public recreation facilities.

**Debt Service Funds:** Debt Service funds are used to account for the accumulation of resources for, and the payment of, general long-term debt principal and interest.

Texas Park Development Interest & Sinking Fund (Fund 0409) - Fund consists of interest received from the sale of bonds, income from park entrance or gate fees, investment income, and other. May be used to pay principal, interest, exchange and collection charges associated with Texas Park Development Bonds.

**Capital Project Funds:** The capital projects funds (Funds 7634, 7635, 7647 & 7654) are used to account for general obligation and revenue bonds issued by the Texas Public Finance Authority. The purposes of these bonds are used for: critical infrastructure repair, maintenance, and other projects at State Parks, Wildlife Management Areas (WMAs) and hatcheries; funding for the Battleship TEXAS and statewide parks repairs; and statewide capital repairs and State Park weather related damages.



UNAUDITED

TEXAS PARKS AND WILDLIFE DEPARTMENT (802)

**NOTE 1: Summary of Significant Accounting Policies (Continued)**

**Permanent Funds:** The State Parks Endowment Fund (Fund 0885) represents earnings from gifts of property and cash dividends used to maintain LBJ State Historical Park and Falcon State Park as specified by the donor.

**Capital Asset Adjustment Fund Type:** Capital Asset Adjustment fund (Fund 9998) is used to convert governmental fund types' capital assets from modified accrual to full accrual.

**Long-Term Liabilities Adjustment Fund Type:** Long-Term Liabilities Adjustment fund (Fund 9997) is used to convert governmental fund types' debt from modified accrual to full accrual.

**Other Adjustments Fund Type:** Other Adjustments fund type will be used to convert all other governmental fund types' activity from modified accrual to full accrual.

**Fiduciary Fund Types**

Fiduciary funds account for assets held by the state in a trustee capacity or as an agent for individuals, private organizations, other governmental units, and/or other funds. When assets are held under the terms of a formal trust agreement, either a pension trust fund, or a private purpose trust fund is used.

**Agency Funds:** Agency funds are used to account for assets the government holds on behalf of others in a purely custodial capacity. Agency funds involve only the receipt, temporary investment, and remittance of fiduciary resources to individuals, private organizations, or other governments.

**Basis of Accounting**

The basis of accounting determines when revenues and expenditures or expenses are recognized in the accounts reported in the financial statements. The accounting and financial reporting treatment applied to a fund is determined by its measurement focus.

Governmental fund types that build the fund financial statements are accounted for using the modified accrual basis of accounting. Under the modified accrual basis, revenues are recognized in the period in which they become both measurable and available to finance operations of the fiscal year or liquidate liabilities existing at fiscal year-end. The State of Texas considers receivables collected within sixty days after year-end to be available and recognizes them as revenues of the current year for fund financial statements prepared on the modified accrual basis. Expenditures and other uses of financial resources are recognized when their related liability is incurred.

Governmental adjustment fund types that will build the government-wide financial statements are accounted for using the full accrual method of accounting. This includes capital assets, accumulated depreciation, unpaid employee compensable leave, unmatured debt service (principal and interest) on general long-term liabilities and long-term claims and judgments. The activity is recognized in these fund types.

UNAUDITED

TEXAS PARKS AND WILDLIFE DEPARTMENT (802)

**NOTE 1: Summary of Significant Accounting Policies (Continued)**

**Budgets and Budgetary Accounting**

The budget is prepared biennially and represents appropriations authorized by the legislature and approved by the Governor (the General Appropriations Act).

Unencumbered appropriations are generally subject to lapse 60 days after the end of the fiscal year for which they were appropriated, unless the agency has authority to retain unexpended balances for use in future periods.

**Assets, Liabilities, and Fund Equity**

**Assets**

**Cash & Cash Equivalents:** Short-term highly liquid investments with an original maturity of three months or less are considered cash equivalents.

**Inventories and Prepaid Items:** Inventories include both merchandise inventories on hand for sale and consumable inventories. Inventories for governmental fund types use the purchase method of accounting. The consumption method of accounting is used to account for inventories and prepaid items that appear in the government-wide statements. The costs of these items are expensed when the items are consumed.

**Capital Assets:** Assets with an initial, individual cost of more than \$5,000 and an estimated useful life in excess of one year are capitalized. These assets are capitalized at cost, if purchased, or at fair value as of the date of acquisition. Purchases of assets with governmental funds are reported as expenditures. Depreciation is reported on all "exhaustible" assets. "Inexhaustible" assets, such as works of art and historical treasures are not depreciated. Assets are depreciated over the estimated useful life of the asset using the straight-line method.

**Liabilities**

**Accounts Payable:** Accounts payable represents the liability for the value for assets or services received at the balance sheet date for which payment is pending.

**Employees' Compensable Leave Balances:** TPWD's Compensable Leave Balances are disclosed in Note 5.

**Pollution Remediation Obligations:** TPWD's Pollution Remediation Obligation Balances are disclosed in Note 5.

UNAUDITED

TEXAS PARKS AND WILDLIFE DEPARTMENT (802)

**NOTE 1: Summary of Significant Accounting Policies (Continued)**

**Fund Balance / Net Assets**

The difference between fund assets and liabilities is "net assets" on the government-wide and fiduciary fund statements, and the "fund balance" is the difference between fund assets and liabilities on the governmental fund statements.

**Fund Balance Components**

- Fund balances for governmental funds are classified as nonspendable, restricted, committed, assigned or unassigned in the fund financial statements.
- Nonspendable fund balance includes amounts not available to be spent because they are either (1) not in spendable form or (2) legally or contractually required to be maintained intact.
- Restricted fund balance includes those resources that have constraints placed on their use through external parties or by law through constitutional provisions.
- Committed fund balance can be used only for specific purposes pursuant to constraints imposed by a formal action of the Texas Legislature, the state's highest level of decision making authority.
- Assigned fund balance includes amounts constrained by the state's intent to be used for specific purposes, but are neither restricted nor committed. Intent is expressed by (1) the Texas Legislature or (2) a body (for example, a budget or finance committee) or official to which the governing body has delegated the authority to assign amounts to be used for specific purposes.
- Unassigned fund balance is the residual classification for the general fund. This classification represents fund balance that was not assigned to other funds and was not restricted, committed or assigned to specific purposes within the general fund.

**Invested In Capital Assets, Net Of Related Debt**

Invested in capital assets, net of related debt consists of capital assets, net of accumulated depreciation and reduced by outstanding balances for bond, notes and other debt that are attributed to the acquisition, construction or improvement of those assets.

**Restricted Net Assets**

Restricted net assets result when constraints placed on net asset use are either externally imposed by creditors, grantors, contributors and the like or imposed by law through constitutional provisions or enabling legislation.

**Unrestricted Net Assets**

Unrestricted net assets consist of net assets that do not meet the definition of the two preceding categories. Unrestricted net assets often have constraints on resources, which are imposed by management but can be removed or modified.

UNAUDITED

TEXAS PARKS AND WILDLIFE DEPARTMENT (802)

**NOTE 1: Summary of Significant Accounting Policies (Concluded)**

**Interfund Activities and Balances**

TPWD has the following types of transactions among funds:

1. **Transfers:** Legally required transfers that are reported when incurred as "transfers in" by the recipient fund and as "transfer out" by the disbursing fund.
2. **Reimbursements:** Reimbursements are repayments from funds responsible for expenditures or expenses to funds that made the actual payment. Reimbursements of expenditures made by one fund for another that are recorded as expenditures in the reimbursing fund and as a reduction of expenditures in the reimbursed fund. Reimbursements are not displayed in financial statements.
3. **Interfund Receivables and Payables:** Interfund loans are reported as interfund receivables and payables. If repayment is due during the current year or soon thereafter, the balance is classified as "current." Balances for repayment due in two (or more) years are classified as "noncurrent." The composition of TPWD's Interfund activities and transactions are included in Note 12.

**THIS PAGE INTENTIONALLY LEFT BLANK**

UNAUDITED

**TEXAS PARKS AND WILDLIFE DEPARTMENT (802)**

<b>NOTE 2: Capital Assets</b>
-------------------------------

Revenue received from the sale of Surplus Property which was originally purchased with funds from the General Revenue Fund 0001 has been transferred to Unappropriated General Revenue in accordance with House Bill 7, Section 20. A summary of changes in Capital Assets for the year ended August 31, 2013, is presented below:

<b>PRIMARY GOVERNMENT</b>			
	Starting Balance Sept. 1, 2012	Restated/ Adjustments	Completed CIP
<b>Non-depreciable Assets</b>			
Land	\$237,257,384.52	\$ 12,355.00	\$ 602,357.76
Infrastructure	265,393.82	0.00	0.00
Construction in Progress	79,055,789.73	(10,770.12)	(12,457,039.76)
Other Tangible Assets	14,590,221.22	0.00	0.00
Land use Rights	1,865,404.25	0.00	0.00
Other Intangible Assets	0.00	0.00	0.00
<b>Total Non-depreciable Assets</b>	<b>333,034,193.54</b>	<b>1,584.88</b>	<b>(11,854,682.00)</b>
<b>Depreciable Assets</b>			
Buildings	144,299,774.59	0.00	7,688,237.97
Infrastructure	80,328,589.53	0.00	2,933,301.99
Facilities and Other	63,927,143.60	0.00	1,233,142.04
Furniture and Equipment	34,023,366.82	0.00	0.00
Vehicles, Boats, & AirCraft	74,513,086.05	0.00	0.00
Other Capital Assets	4,295,375.54	0.00	0.00
<b>Total Depreciable Assets</b>	<b>401,387,336.13</b>	<b>0.00</b>	<b>11,854,682.00</b>
<b>Accumulated Depreciation</b>			
Buildings	(59,024,878.04)	0.00	0.00
Infrastructure	(48,859,282.83)	0.00	0.00
Facilities and Other	(38,119,041.22)	0.00	0.00
Furniture and Equipment	(23,206,320.95)	0.00	0.00
Vehicles, Boats, & Aircraft	(49,115,595.65)	0.00	0.00
Other Capital Assets	(2,793,783.18)	0.00	0.00
<b>Total Accumulated Depreciation</b>	<b>(221,118,901.87)</b>	<b>0.00</b>	<b>0.00</b>
<b>Amortizable Intangible Assets</b>			
Land use Rights	0.00	0.00	0.00
Computer Software	6,023,566.42	0.00	0.00
Other Intangible Assets	0.00	0.00	0.00
<b>Total Amortizable-Intangible Assets</b>	<b>6,023,566.42</b>	<b>0.00</b>	<b>0.00</b>
<b>Accumulated Amortization</b>			
Land use Rights	0.00	0.00	0.00
Computer Software	(3,659,981.36)	0.00	0.00
Other Intangible Assets	0.00	0.00	0.00
<b>Total Accumulated Amortization</b>	<b>(3,659,981.36)</b>	<b>0.00</b>	<b>0.00</b>
<b>Total Governmental Activities</b>	<b>\$515,666,212.86</b>	<b>\$ 1,584.88</b>	<b>\$ 0.00</b>

UNAUDITED

TEXAS PARKS AND WILDLIFE DEPARTMENT (802)

**NOTE 2: Capital Assets (Concluded)**

**PRIMARY GOVERNMENT (Continued)**

Inc-Int'agy Trans	Dec-Int'agy Trans	Additions	Deletions	Ending Balance Aug. 31, 2013
\$ 0.00	\$ 0.00	\$4,601,474.64	\$ (107,293.63)	\$242,366,278.29
0.00	0.00	0.00	0.00	265,393.82
0.00	0.00	15,492,318.60	0.00	82,080,298.45
9,377.46	0.00	0.00	0.00	14,599,598.68
0.00	0.00	5.00	0.00	1,865,409.25
0.00	0.00	0.00	0.00	0.00
<b>9,377.46</b>	<b>0.00</b>	<b>20,093,798.24</b>	<b>(107,293.63)</b>	<b>341,176,978.49</b>
0.00	0.00	893.08	(1,504,291.00)	150,484,614.64
0.00	0.00	0.00	(1,985,408.20)	81,276,483.32
0.00	0.00	32,487.15	0.00	65,192,772.79
5,400.00	0.00	2,051,398.75	(1,313,862.61)	34,766,302.96
149,083.51	0.00	2,476,915.98	(2,194,570.58)	74,944,514.96
0.00	0.00	0.00	0.00	4,295,375.54
<b>154,483.51</b>	<b>0.00</b>	<b>4,561,694.96</b>	<b>(6,998,132.39)</b>	<b>410,960,064.21</b>
0.00	0.00	(5,519,823.51)	334,191.95	(64,210,509.60)
0.00	0.00	(2,142,260.31)	1,279,581.73	(49,721,961.41)
0.00	0.00	(2,270,452.11)	0.00	(40,389,493.33)
(765.00)	0.00	(2,843,756.70)	1,285,963.52	(24,764,879.13)
(109,700.59)	0.00	(7,197,415.44)	2,129,692.52	(54,293,019.16)
0.00	0.00	(484,794.72)	0.00	(3,278,577.90)
<b>(110,465.59)</b>	<b>0.00</b>	<b>(20,458,502.79)</b>	<b>5,029,429.72</b>	<b>(236,658,440.53)</b>
0.00	0.00	0.00	0.00	0.00
0.00	0.00	0.00	(14,850.00)	6,008,716.42
0.00	0.00	0.00	0.00	0.00
<b>0.00</b>	<b>0.00</b>	<b>0.00</b>	<b>(14,850.00)</b>	<b>6,008,716.42</b>
0.00	0.00	0.00	0.00	0.00
0.00	0.00	(834,784.26)	14,850.00	(4,479,915.62)
0.00	0.00	0.00	0.00	0.00
<b>0.00</b>	<b>0.00</b>	<b>(834,784.26)</b>	<b>14,850.00</b>	<b>(4,479,915.62)</b>
<b>\$ 53,395.38</b>	<b>\$ 0.00</b>	<b>\$3,362,206.15</b>	<b>\$(2,075,996.30)</b>	<b>\$517,007,402.97</b>

UNAUDITED

TEXAS PARKS AND WILDLIFE DEPARTMENT (802)

<b>NOTE 3:</b>	<b>Deposits, Investments and Repurchase Agreements</b>
----------------	--

TPWD is authorized by statute to make investments following the "prudent person rule." There were no significant violations of legal provisions during the period.

**Deposits of Cash in Bank**

As of August 31, 2013, the carrying amount of deposits was \$968,814.71 as presented below.

**Governmental Activities**

CASH IN BANK – CARRYING AMOUNT	\$	968,814.71
Total Cash In Bank per AFR	\$	968,814.71

Governmental Funds Current Assets Cash in Bank	\$	968,814.71
Cash in Bank per AFR	\$	968,814.71

These amounts consist of all cash in local banks and are included on the combined statement of net assets as part of the "cash in bank" account.

As of August 31, 2013, the total **bank balance** was as follows:

Governmental Activities	\$	968,814.71
-------------------------	----	------------

**Custodial Credit Risk – Deposits**

Custodial credit risk for deposits is the risk that, in the event of the failure of a depository financial institution, the agency will not be able to recover deposits or will not be able to recover collateral securities that are in the possession of an outside party. All of TPWD's deposits are held in the State Treasury or a depository bank. TPWD does not have a deposit policy for custodial credit risk. TPWD's deposits were not exposed to custodial credit risk.

**Foreign Currency Risk – Deposits**

Foreign currency risk for deposits is the risk that changes in exchange rates will adversely affect the deposit. TPWD does not have a deposit policy for foreign currency risk. TPWD's deposits were not exposed to foreign currency risk.

<b>NOTE 4:</b>	<b>Short-Term Debt</b>	<b>Not Applicable</b>
----------------	------------------------	-----------------------



**UNAUDITED**

**TEXAS PARKS AND WILDLIFE DEPARTMENT (802)**

**NOTE 5: Long-Term Liabilities**

Long-term liabilities activity for fiscal year 2013 is presented in the table below:

**Long-Term Liabilities Activity**

For the Fiscal Year Ended August 31, 2013:

<b>Governmental Activities</b>	<b>Balance 9/01/12</b>	<b>Additions</b>	<b>Reductions</b>	<b>Balance 8/31/13</b>	<b>Amounts Due Within One Year</b>	<b>Amounts Due Thereafter</b>
Compensable Leave	\$19,085,113.44	\$16,966,234.91	\$17,402,429.26	\$18,648,919.09	\$14,854,571.38	\$3,794,347.71
Pollution Remediation Obligations	1,705.00	1,917,590.17	634,939.62	1,284,355.55	1,284,355.55	0.00
<b>Total Governmental Activities</b>	<b>\$19,086,818.44</b>	<b>\$18,883,825.08</b>	<b>\$18,037,368.88</b>	<b>\$19,933,274.64</b>	<b>\$16,138,926.93</b>	<b>\$3,794,347.71</b>

**Employees' Compensable Leave**

A state employee is entitled to be paid for all unused vacation time accrued, in the event of the employee's resignation, dismissal, or separation from State employment, provided the employee has had continuous employment with the State for six months.

Expenditures for accumulated annual leave balances are recognized in the period paid or taken in governmental fund types. For these fund types, the liability for unpaid benefits is recorded in the Statement of Net Assets. An expense and liability for proprietary fund types are recorded in the proprietary funds as the benefits accrue to employees. No liability is recorded for non-vesting accumulating rights to receive sick pay benefits. This obligation is usually paid from the same funding source(s) from which the employee's salary or wage compensation was paid.

**Pollution Remediation Obligations (GASB 49)**

TPWD is responsible for the cleanup and remediation of multiple polluted sites during fiscal year 2013. Regulatory requirements established by federal and state law obligate TPWD to perform these pollution remediation activities. Actual contract and invoice costs were used to calculate the pollution remediation obligation liabilities. The pollution remediation activity is summarized below:

- TPWD has recognized \$1,917,590 in pollution remediation obligations related to asbestos, mold and lead-based paint cleanup requirements.

Realized recoveries are recognized as cash on the balance sheet and as revenues on the operating statement. No estimated recoveries from insurance policies or third parties were received for any pollution remediation activities for fiscal year 2013.

UNAUDITED

TEXAS PARKS AND WILDLIFE DEPARTMENT (802)

**NOTE 6: Bonded Indebtedness**

The legislature, by general law, authorized the Texas Public Finance Authority (TPFA) to provide for, issue, and sell general obligation bonds of the State of Texas in an amount not to exceed \$850 million. TPWD is expecting to receive \$101.5 million to be used for critical repairs and scheduled maintenance repairs at state parks and designated facilities.

For the year ending August 31, 2013, the 82nd Legislature appropriated \$32.86 million (includes unexpended balances) of the proceeds for the TPWD's projects. For fiscal year 2013, TPWD received \$8.32 million through TPFA.

**NOTE 7: Derivative Instruments Not Applicable**

**NOTE 8: Leases**

**Leases**

TPWD leases land, office space and other assets under a variety of agreements. Although lease terms may vary, most leases are subject to biennial appropriation from the Legislature to continue the lease obligations.

**Operating Leases**

Operating lease payments are recorded as expenditures or expenses during the life of the lease. Included in the expenditures reported in the financial statements are the following amounts of rent paid under operating lease obligations:

Fund Type:	Amount:
General Fund	\$ 2,049,448.93

UNAUDITED

TEXAS PARKS AND WILDLIFE DEPARTMENT (802)

<b>NOTE 8:      <i>Leases (Concluded)</i></b>
---

Future minimum lease rental payments under non-cancelable operating leases having an initial term in excess of one year are as follows:

**Non-cancelable Operating Lease Obligations**

Year Ending August 31, 2014	\$1,983,512.42
Year Ending August 31, 2015	1,668,485.77
Year Ending August 31, 2016	1,329,892.25
Year Ending August 31, 2017	1,199,024.86
Year Ending August 31, 2018	693,910.58
Year Ending August 31, 2019-2023	218,765.50
Year Ending August 31, 2024-2028	159,456.60
Year Ending August 31, 2029-2033	159,456.60
Year Ending August 31, 2034-2038	39,864.15
Year Ending August 31, 2039-2043	0.00
<b>Total Minimum Future Lease Rental Payments</b>	<b>\$7,452,368.73</b>

**Capital Leases**

Leases that are purchases in substance are reported as capital lease obligations. TPWD did not enter into long-term leases for financing the purchase of certain capital assets for the year ended Aug. 31, 2013.

<b>NOTE 9:      <i>Pension Plans</i></b>	<b><i>Not Applicable</i></b>
--	------------------------------

<b>NOTE 10:      <i>Deferred Compensation</i></b>	<b><i>Not Applicable</i></b>
---	------------------------------

<b>NOTE 11:      <i>Postemployment Health Care &amp; Life Insurance Benefits</i></b>	<b><i>Not Applicable</i></b>
--	------------------------------

UNAUDITED

TEXAS PARKS AND WILDLIFE DEPARTMENT (802)

**NOTE 12: Interfund Activity and Transactions**

As explained in Note 1 on Inter-fund Activities and Balances, there are numerous transactions between funds and agencies. At year-end, Interfund Receivables/Payables are as follows as of August 31, 2013:

<b>Interfund Receivables and Payables - Current</b>			
<b>Current Portion</b>	<b>Interfund Receivable</b>	<b>Interfund Payable</b>	<b>Purpose</b>
GENERAL (01)			
Appd Fund 0009, D23 Fund 0918			
From Appd Fund 0001, D23 Fund 0010	\$ 168,739.59	\$ -	Labor Distribution/Payables
Appd Fund 0001, D23 Fund 0010			
To Appd Fund 0009, D23 Fund 0918	-	168,739.59	Labor Distribution/Payables
Appd Fund 0009, D23 Fund 0930			
From Appd Fund 0001, D23 Fund 0010	44,927.37	-	Labor Distribution/Payables
Appd Fund 0001, D23 Fund 0010			
To Appd Fund 0009, D23 Fund 0930	-	44,927.37	Labor Distribution/Payables
Appd Fund 0009, D23 Fund 0952			
From Appd Fund 0001, D23 Fund 0010	816.09	-	Labor Distribution/Payables
Appd Fund 0001, D23 Fund 0010			
To Appd Fund 0009, D23 Fund 0952	-	816.09	Labor Distribution/Payables
Appd Fund 0009, D23 Fund 0930			
From Appd Fund 0064, D23 Fund 0640	292,366.74	-	Labor Distribution/Payables
Appd Fund 0064, D23 Fund 0640			
To Appd Fund 0009, D23 Fund 0930	-	292,366.74	Labor Distribution/Payables
Appd Fund 0009, D23 Fund 0950			
From Appd Fund 0064, D23 Fund 0640	110,564.98	-	Labor Distribution/Payables
Appd Fund 0064, D23 Fund 0640			
To Appd Fund 0009, D23 Fund 0950	-	110,564.98	Labor Distribution/Payables
Appd Fund 0001, D23 Fund 0010			
From Appd Fund 0009, D23 Fund 0930	191,910.23	-	Labor Distribution/Payables
Appd Fund 0009, D23 Fund 0930			
To Appd Fund 0001, D23 Fund 0010	-	191,910.23	Labor Distribution/Payables
Appd Fund 0099, D23 Fund 6600			
From Appd Fund 0009, D23 Fund 0950	8,750.52	-	Labor Distribution/Payables
Appd Fund 0009, D23 Fund 0950			
To Appd Fund 0099, D23 Fund 6600	-	8,750.52	Labor Distribution/Payables
Appd Fund 0064, D23 Fund 0640			
From Appd Fund 0009, D23 Fund 0930	228,034.99	-	Labor Distribution/Payables
Appd Fund 0009, D23 Fund 0930			
To Appd Fund 0064, D23 Fund 0640	-	228,034.99	Labor Distribution/Payables
Appd Fund 0001, D23 Fund 0010			
From Appd Fund 0064, D23 Fund 0640	14,605.00	-	Labor Distribution/Payables
Appd Fund 0064, D23 Fund 0640			
To Appd Fund 0001, D23 Fund 0010	-	14,605.00	Labor Distribution/Payables

UNAUDITED

TEXAS PARKS AND WILDLIFE DEPARTMENT (802)

Interfund Receivables and Payables – Current			
Current Portion	Interfund Receivable	Interfund Payable	Purpose
GENERAL (01) continued			
Appd Fund 0009, D23 Fund 0950			
From Appd Fund 0099, D23 Fund 6600	9,079.65	-	Labor Distribution/Payables
Appd Fund 0099, D23 Fund 6600			
To Appd Fund 0009, D23 Fund 0950	-	9,079.65	Labor Distribution/Payables
Appd Fund 0009, D23 Fund 0930			
From Appd Fund 0099, D23 Fund 6600	3,354.06	-	Labor Distribution/Payables
Appd Fund 0099, D23 Fund 6600			
To Appd Fund 0009, D23 Fund 0930	-	3,354.06	Labor Distribution/Payables
Appd Fund 0001, D23 Fund 0014			
From Appd Fund 0064, D23 Fund 0640	1,348.81	-	Labor Distribution/Payables
Appd Fund 0064, D23 Fund 0640			
To Appd Fund 0001, D23 Fund 0014	-	1,348.81	Labor Distribution/Payables
Appd Fund 7654, D23 Fund 7654			
From Appd Fund 0064, D23 Fund 0640	62,752.33	-	Labor Distribution/Payables
Appd Fund 0064, D23 Fund 0640			
From Appd Fund 0009, D23 Fund 0950	69,969.85	-	Labor Distribution/Payables
Appd Fund 0009, D23 Fund 0950			
To Appd Fund 0064, D23 Fund 0640	-	69,969.85	Labor Distribution/Payables
Appd Fund 7647, D23 Fund 7647			
From Appd Fund 0064, D23 Fund 0640	59,750.21	-	Labor Distribution/Payables
Appd Fund 0506, D23 Fund 5060			
From Appd Fund 0009, D23 Fund 0920	2,636.01	-	Labor Distribution/Payables
Appd Fund 0009, D23 Fund 0920			
To Appd Fund 0506, D23 Fund 5060	-	2,636.01	Labor Distribution/Payables
Appd Fund 0099, D23 Fund 6600			
From Appd Fund 0009, D23 Fund 0930	33,846.53	-	Labor Distribution/Payables
Appd Fund 0009, D23 Fund 0930			
To Appd Fund 0099, D23 Fund 6600	-	33,846.53	Labor Distribution/Payables
Appd Fund 0064, D23 Fund 0643			
From Appd Fund 0001, D23 Fund 0015	7,522.25	-	Labor Distribution/Payables
Appd Fund 0001, D23 Fund 0015			
To Appd Fund 0064, D23 Fund 0643	-	7,522.25	Labor Distribution/Payables
Appd Fund 0467, D23 Fund 4673			
From Appd Fund 5150, D23 Fund 5153	786.66	-	Labor Distribution/Payables
Appd Fund 5150, D23 Fund 5153			
To Appd Fund 0467, D23 Fund 4673	-	786.66	Labor Distribution/Payables
Appd Fund 0009, D23 Fund 0931			
From Appd Fund 0064, D23 Fund 0640	3,694.10	-	Labor Distribution/Payables
Appd Fund 0064, D23 Fund 0640			
To Appd Fund 0009, D23 Fund 0931	-	3,694.10	Labor Distribution/Payables
Appd Fund 0009, D23 Fund 0952			
From Appd Fund 0064, D23 Fund 0640	4,295.38	-	Labor Distribution/Payables
Appd Fund 0064, D23 Fund 0640			
To Appd Fund 0009, D23 Fund 0952	-	4,295.38	Labor Distribution/Payables
Appd Fund 0544, D23 Fund 8544			
From Appd Fund 0009, D23 Fund 0930	451.94	-	Labor Distribution/Payables
Appd Fund 0009, D23 Fund 0930			
To Appd Fund 0544, D23 Fund 8544	-	451.94	Labor Distribution/Payables

UNAUDITED

TEXAS PARKS AND WILDLIFE DEPARTMENT (802)

<b>Interfund Receivables and Payables – Current</b>			
<b>Current Portion</b>	<b>Interfund Receivable</b>	<b>Interfund Payable</b>	<b>Purpose</b>
GENERAL (01) continued			
Appd Fund 0009, D23 Fund 0918			
From Appd Fund 0064, D23 Fund 0640	4,656.79	-	Labor Distribution/Payables
Appd Fund 0064, D23 Fund 0640			
To Appd Fund 0009, D23 Fund 0918	-	4,656.79	Labor Distribution/Payables
Appd Fund 0009, D23 Fund 0950			
From Appd Fund 0001, D23 Fund 0010	2,289.59	-	Labor Distribution/Payables
Appd Fund 0001, D23 Fund 0010			
To Appd Fund 0009, D23 Fund 0950	-	2,289.59	Labor Distribution/Payables
Appd Fund 0001, D23 Fund 0010			
From Appd Fund 0009, D23 Fund 0950	9,164.03	-	Labor Distribution/Payables
Appd Fund 0009, D23 Fund 0950			
To Appd Fund 0001, D23 Fund 0010	-	9,164.03	Labor Distribution/Payables
Appd Fund 0679, D23 Fund 8679			
From Appd Fund 0009, D23 Fund 0918	515.53	-	Labor Distribution/Payables
Appd Fund 0009, D23 Fund 0918			
To Appd Fund 0679, D23 Fund 8679	-	515.53	Labor Distribution/Payables
Appd Fund 0001, D23 Fund 0016			
From Appd Fund 0467, D23 Fund 4673	1,978.80	-	Labor Distribution/Payables
Appd Fund 0467, D23 Fund 4673			
To Appd Fund 0001, D23 Fund 0016	-	1,978.80	Labor Distribution/Payables
Appd Fund 0009, D23 Fund 0930			
From Appd Fund 5150, D23 Fund 5153	127.73	-	Labor Distribution/Payables
Appd Fund 5150, D23 Fund 5153			
To Appd Fund 0009, D23 Fund 0930	-	127.73	Labor Distribution/Payables
Appd Fund 5150, D23 Fund 5153			
From Appd Fund 0467, D23 Fund 4673	21,405.31	-	Labor Distribution/Payables
Appd Fund 0467, D23 Fund 4673			
To Appd Fund 5150, D23 Fund 5153	-	21,405.31	Labor Distribution/Payables
Appd Fund 7635, D23 Fund 7635			
From Appd Fund 0064, D23 Fund 0640	2,677.43	-	Labor Distribution/Payables
Appd Fund 7654, D23 Fund 7654			
From Appd Fund 0009, D23 Fund 0930	14,804.18	-	Labor Distribution/Payables
Appd Fund 0001, D23 Fund 0010			
From Appd Fund 0064, D23 Fund 0643	1,381.84	-	Labor Distribution/Payables
Appd Fund 0064, D23 Fund 0643			
To Appd Fund 0001, D23 Fund 0010	-	1,381.84	Labor Distribution/Payables
Appd Fund 0064, D23 Fund 0640			
From Appd Fund 0001, D23 Fund 0010	2,026.54	-	Labor Distribution/Payables
Appd Fund 0001, D23 Fund 0010			
To Appd Fund 0064, D23 Fund 0640	-	2,026.54	Labor Distribution/Payables
Appd Fund 0009, D23 Fund 0930			
From Appd Fund 0467, D23 Fund 4673	3,644.30	-	Labor Distribution/Payables
Appd Fund 0467, D23 Fund 4673			
To Appd Fund 0009, D23 Fund 0930	-	3,644.30	Labor Distribution/Payables
Appd Fund 0009, D23 Fund 0951			
From Appd Fund 0467, D23 Fund 4673	223.28	-	Labor Distribution/Payables
Appd Fund 0467, D23 Fund 4673			
To Appd Fund 0009, D23 Fund 0951	-	223.28	Labor Distribution/Payables

**UNAUDITED**

**TEXAS PARKS AND WILDLIFE DEPARTMENT (802)**

<b>Interfund Receivables and Payables – Current</b>			
<b>Current Portion</b>	<b>Interfund Receivable</b>	<b>Interfund Payable</b>	<b>Purpose</b>
GENERAL (01) continued			
Appd Fund 7647, D23 Fund 7647			
To Appd Fund 0009, D23 Fund 0918	-	141,524.05	Labor Distribution/Payables
Appd Fund 0064, D23 Fund 0640			
From Appd Fund 0009, D23 Fund 0951	614.16	-	Labor Distribution/Payables
Appd Fund 0009, D23 Fund 0951			
To Appd Fund 0064, D23 Fund 0640	-	614.16	Labor Distribution/Payables
Appd Fund 0064, D23 Fund 0642			
From Appd Fund 0001, D23 Fund 0010	10.50	-	Labor Distribution/Payables
Appd Fund 0001, D23 Fund 0010			
To Appd Fund 0064, D23 Fund 0642	-	10.50	Labor Distribution/Payables
Appd Fund 0009, D23 Fund 0952			
From Appd Fund 0506, D23 Fund 5062	63.00	-	Labor Distribution/Payables
Appd Fund 0506, D23 Fund 5062			
To Appd Fund 0009, D23 Fund 0952	-	63.00	Labor Distribution/Payables
Appd Fund 0064, D23 Fund 0646			
From Appd Fund 0001, D23 Fund 0010	12.72	-	Labor Distribution/Payables
Appd Fund 0001, D23 Fund 0010			
To Appd Fund 0064, D23 Fund 0646	-	12.72	Labor Distribution/Payables
Appd Fund 0064, D23 Fund 0642			
From Appd Fund 0009, D23 Fund 0930	4,409.99	-	Labor Distribution/Payables
Appd Fund 0009, D23 Fund 0930			
To Appd Fund 0064, D23 Fund 0642	-	4,409.99	Labor Distribution/Payables
Appd Fund 0009, D23 Fund 0918			
From Appd Fund 0679, D23 Fund 8679	1,363.31	-	Labor Distribution/Payables
Appd Fund 0679, D23 Fund 8679			
To Appd Fund 0009, D23 Fund 0918	-	1,363.31	Labor Distribution/Payables
Appd Fund 5004, D23 Fund 5044			
From Appd Fund 0064, D23 Fund 0642	3.88	-	Labor Distribution/Payables
Appd Fund 0064, D23 Fund 0642			
To Appd Fund 5004, D23 Fund 5044	-	3.88	Labor Distribution/Payables
CAPITAL PROJECTS (04)			
Appd Fund 7654, D23 Fund 7654			
From Appd Fund 7647, D23 Fund 7647	78.69	-	Labor Distribution/Payables
Appd Fund 7647, D23 Fund 7647			
To Appd Fund 7654, D23 Fund 7654	-	78.69	Labor Distribution/Payables
Appd Fund 0064, D23 Fund 0640			
To Appd Fund 7654, D23 Fund 7654	-	62,752.33	Labor Distribution/Payables
Appd Fund 0064, D23 Fund 0640			
To Appd Fund 7647, D23 Fund 7647	-	59,750.21	Labor Distribution/Payables
Appd Fund 0064, D23 Fund 0640			
To Appd Fund 7635, D23 Fund 7635	-	2,677.43	Labor Distribution/Payables
Appd Fund 0009, D23 Fund 0930			
To Appd Fund 7654, D23 Fund 7654	-	14,804.18	Labor Distribution/Payables
Appd Fund 0009, D23 Fund 0918			
From Appd Fund 7647, D23 Fund 7647	141,524.05	-	Labor Distribution/Payables
<b>Total Current Interfund Receivable/Payable</b>	<b>\$1,533,178.94</b>	<b>\$1,533,178.94</b>	

UNAUDITED

TEXAS PARKS AND WILDLIFE DEPARTMENT (802)

**NOTE 13: Continuance Subject to Review**

In accordance with the Texas Sunset Act, the Parks and Wildlife Code provides that TPWD will be abolished effective September 1, 2021, unless continued in existence by the Legislature as provided by the Act. Under current law, if abolished, the agency may continue until September 1, 2022 to close out its operation.

**NOTE 14: Adjustments to Fund Balances and Net Assets**

During fiscal year 2013, certain adjustments were made that required the restatement of fund balances and net position. The beginning balances and all related restatements are presented below:

	General Revenue Fund (Fund 0001)	General Revenue Fund (Fund 0009)	General Revenue Fund (Fund 0420)	General Revenue Fund (Fund 0467)	Capital Assets (Fund 0998)
Fund Balance / Net Assets August 31, 2012	\$9,653,270.29	\$72,151,011.89	\$633,823.87	\$17,448,417.34	\$515,666,212.86
Restatements:					
Adjustment to restate GR Fund 0001 balances related to Prior Year payables.	(\$76,524.14)				
Adjustment to restate the Game, Fish and Water Safety Account beginning balances in order to eliminate operating transfer activity between GR Fund 0009 and the Force Account (GR Fund 0420).		(\$136,226.25)			
Adjustment to restate Texas Recreation & Parks Account beginning balances in order to eliminate operating transfer activity between GR Fund 0467 and the Force Account (GR Fund 0420).				\$44,504.41	
Adjustment to restate Force Account beginning balances caused by the implementation of a new internal accounting system which eliminated the use of the Fund in FY'13.			\$76,176.13		



UNAUDITED

TEXAS PARKS AND WILDLIFE DEPARTMENT (802)

**NOTE 14: Adjustments to Fund Balances and Net Assets (Concluded)**

	General Revenue Fund (Fund 0001)	General Revenue Fund (Fund 0009)	General Revenue Fund (Fund 0420)	General Revenue Fund (Fund 0467)	Capital Assets (Fund 0998)
<b>Restatements:</b>					
Adjustment to restate Capital Asset beginning balances related to Huntsville Fish Hatchery where 247 acres were erroneously disposed on Dec. 10, 2001 when the land was actually leased to Sam Houston State University.					\$12,355.00
Adjustment to restate Capital Asset beginning balances related to a construction project to build a bunkhouse at the JE Daughtrey Wildlife Management Area where costs for FY'11 were overstated due to lack of adequate reporting tools for actual expenses.					(\$9,989.02)
Adjustment to restate Capital Asset beginning balances related to a construction project to replace a potable water tank at Falcon State Park where capitalization costs for FY'12 were removed after the project was terminated in FY'13.					(\$781.10)
<b>Fund Balance / Net Assets Sept. 1, 2013 As Restated</b>	\$9,576,746.15	\$72,014,785.64	\$710,000.00	\$17,492,921.75	\$515,667,797.74

**NOTE 15: Contingencies and Commitments**

**Employee Sick Leave**

Sick leave, the accumulation of which is unlimited, is earned at the rate of 8 hours per month. The employee may use the leave only in case of sickness, injury, or pregnancy and confinement that prevent the employee's performance of duty or when the employee is needed to care for and assist a member of the employee's immediate family who is sick. The estate of a deceased employee is entitled to payment for one-half of accumulated sick leave, or for 336 hours of sick leave, whichever is less, provided that the employee had continuous employment with the State for at least six months at the time of death. TPWD recognizes the cost of sick leave when paid. No liability is recorded in the General Long-Term Debt Account Group since experience indicates the probability of a material effect on any given year's operation as a result of death or abnormally high rate of illness is minimal. Except for payment to an employee's estate, an employee is not entitled to payment for any unused sick leave.

UNAUDITED

TEXAS PARKS AND WILDLIFE DEPARTMENT (802)

**NOTE 15: Contingencies and Commitments (Concluded)**

**Unpaid Claims and Lawsuits**

TPWD is a defendant in the following legal actions: Claims have been asserted and lawsuits have been filed by several individuals seeking recovery for property damage and/or personal injuries. No liability is recorded because an adverse ruling is reasonably possible but not probable. Although TPWD has not and does not admit liability in these matters, the total amounts sought by claimants/plaintiffs are believed to be approximately \$350,000.

**NOTE 16: Subsequent Events**

**Not Applicable**

**NOTE 17: Risk Management**

TPWD is exposed to a variety of civil claims resulting from the performance of its duties. TPWD's policy is to periodically assess the proper combination of commercial insurance and retention of risk to cover losses to which it may be exposed.

**NOTE 18: Management Discussion & Analysis (MD&A)**

**Not Applicable**

UNAUDITED

TEXAS PARKS AND WILDLIFE DEPARTMENT (Agency 802)

**NOTE 19:      *The Financial Reporting Entity***

**Related Organizations:**

Texas Parks and Wildlife Foundation

The Parks and Wildlife Foundation of Texas d/b/a the Texas Parks and Wildlife Foundation is a 501(c)(3) nonprofit corporation organized in 1991 pursuant to the laws of the State of Texas to provide support for the efforts of TPWD. TPWD's board chairman can appoint a majority of the board members of the Texas Parks and Wildlife Foundation. Pursuant to Texas Parks and Wildlife Code, Section 11.205, the Texas Parks and Wildlife Foundation has been designated as the official nonprofit partner of TPWD.

Operation Game Thief

The Operation Game Thief Committee is a nonprofit corporation organized under the laws of the state of Texas, and exempt from federal income taxation pursuant to §501(c)(3) of the Internal Revenue Code. TPWD's Executive Director appoints the 11 members of the Operation Game Thief Committee "to administer the operation game thief fund and make reward payments and death benefit payments from that fund." Tex. Parks & Wild. Code §12.202(a). The Operation Game Thief fund is a special fund held outside the treasury and "may be used only for the maintenance of that fund, promotion of the operation game thief program through advertisement and marketing, the development, acquisition, and implementation of technological advancements to facilitate the apprehension and prosecution of persons who violate laws of this state intended to protect the state's natural or cultural resources or the public safety of persons using those natural and cultural resources, and payment of rewards and death benefits" authorized by the Texas Parks and Wildlife Code. Tex. Parks & Wild. Code §12.201.

**Related Parties:** TPWD is a designated State Natural Resource Trustee pursuant to the Comprehensive Environmental Response, Compensation, and Liability Act (CERCLA) 42 U.S.C. § 9607(f)(2)(B), Oil Pollution Act (33 U.S.C. 2706 (b)(3)), and Clean Water Act (33 U.S.C. §1321(f)(5)). The Governor has also designated the Texas Commission on Environmental Quality and the Texas General Land Office as Natural Resource Trustee Agencies, in conjunction with a presidential designation of federal cabinet-level departments, as Trustees.

As a Trustee, TPWD is responsible for assessing injuries to natural resources and the services they provide from unauthorized discharges of oil and releases of hazardous substances and pursuing compensation from the Responsible Party for the restoration, rehabilitation, replacement, or acquisition of the equivalent of the injured natural resources. As the State's fish and wildlife agency and manager of public recreational and wildlife management areas, TPWD focuses on potential injuries to the State's biota and the habitats upon which it depends as well as losses to public recreational opportunities.

UNAUDITED

TEXAS PARKS AND WILDLIFE DEPARTMENT (802)

**NOTE 19: The Financial Reporting Entity (Concluded)**

As a Trustee, TPWD acts in accordance with authorities provided in state and federal laws, rules, and regulations. For unauthorized discharges of oil, Trustees operate under the Oil Pollution Act (OPA), 33 U.S.C. §2701 *et seq.*; the OPA Natural Resource Damage Assessment Regulations, 15 C.F.R. Part 990; the Clean Water Act (CWA), 33 U.S.C. §1321(f); the National Contingency Plan (NCP), 40 C.F.R. §§300.605 and 300.615; the Texas Oil Spill Prevention and Response Act, TX. Nat. Res. Code Ann. §40.001 *et seq.*; and the Texas Natural Resource Damage Assessment Rules, 31 TAC Chap. 20. For releases of hazardous substances, Trustees act in accordance with CERCLA, 42 U.S.C. §9601 *et seq.*; CERCLA Natural Resource Damage Assessment Regulations, 43 C.F.R. Part 11; CWA, 33 U.S.C. §1321(f); and the NCP, 40 C.F.R. §§300.605 and 300.615. Funds collected are required to be available to the trustees without further appropriation. 33 U.S.C. §2706(f); 15 CFR §990.65; 42 USC §9607(f)(1).

**NOTE 20: Stewardship, Compliance and Accountability Not Applicable**

**NOTE 21: Not Applicable**

**NOTE 22: Donor Restricted Endowments**

The net appreciation (cumulative and unexpended) on donor-restricted endowments presented below is available for authorization and expenditure by TPWD. TPWD is a designated trustee pursuant to the Texas Uniform Principal and Income Act, Texas Property Code, §§116.201 – 116.206. As a Trustee, TPWD is responsible for proper administration of certain funds contained within the State Parks Trust Account.

**UNAUDITED**

**TEXAS PARKS AND WILDLIFE DEPARTMENT (802)**

**NOTE 22: Donor Restricted Endowments (Concluded)**

TPWD's spending policy for endowments reflects an objective to distribute earnings consistent with the overall investment objectives while protecting the real value of the endowment corpus.

Endowment earnings are authorized for use by the Lyndon B. Johnson State Historical Park for exhibit renovations, interpretive functions and general park operations and by Falcon State Park for natural resource protection, habitat protection, habitat enhancement and habitat acquisition.

<b>Donor-Restricted Endowment</b>	<b>Amounts of Net Appreciation*</b>	<b>Reported in Net Assets</b>
True Endowments	\$191,879.14	Restricted for Expendable
Term Endowments	\$0	Restricted for Expendable
TOTAL:	\$191,879.14	

\* There was a positive fair value adjustment totaling \$2,578.07 for fiscal year 2013.

**NOTE 23: Extraordinary and Special Items Not Applicable**

**NOTE 24: Disaggregation of Receivable and Payable Balances Not Applicable**

UNAUDITED

TEXAS PARKS AND WILDLIFE DEPARTMENT (802)

<b>NOTE 25:</b> <i>Termination Benefits</i>	<i>Not Applicable</i>
---	-----------------------

<b>NOTE 26:</b> <i>Segment Information</i>	<i>Not Applicable</i>
--	-----------------------

<b>NOTE 27:</b> <i>Service Concession Arrangements</i>	<i>Not Applicable</i>
--	-----------------------

<b>NOTE 28:</b> <i>Troubled Debt Restructuring</i>	<i>Not Applicable</i>
--	-----------------------

<b>NOTE 29:</b> <i>Deferred Outflows and Deferred Inflows of Resources</i>	<i>Not Applicable</i>
--	-----------------------

**SUPPLEMENTARY  
SCHEDULES**

---

**THIS PAGE INTENTIONALLY LEFT BLANK**



UNAUDITED

Texas Parks and Wildlife Department (802)  
 Schedule 1A - Schedule of Expenditures of Federal Awards  
 For the fiscal year ended August 31, 2013

Federal Grantor/ Pass-through Grantor/ Program Title	CFDA Numbe	NSE Name/ Identifia Number	Adv/ Univ No.	Pass-through From		Direct Program Amount	Total PT From and Direct Proc. Amount	Adv/ Univ No.	Pass-through To		Expenditures Amount	Total PT To and Expenditures Amount
				Agencies or Universities Amount	Non- State Entities Amount				Agencies or Universities Amount	Non-State Entities Amount		
<b>U.S. Department of Agriculture</b>												
<u>Direct Programs:</u>												
Plant and Animal Disease, Pest Control, and Animal Care	10.025			\$ -	\$ -	\$ 26,886.81	\$ 26,886.81		\$ -	\$ -	\$ 26,886.81	\$ 26,886.81
Wetlands Reserve Program	10.072			-	-	6,736.46	6,736.46		-	-	6,736.46	6,736.46
Voluntary Public Access and Habitat Incentive Program	10.093			-	-	(71,484.14)	(71,484.14)		-	-	(71,484.14)	(71,484.14)
Cooperative Forestry Assistance	10.664			-	-	(31,029.28)	(31,029.28)		-	-	(31,029.28)	(31,029.28)
Totals - U.S. Department of Agriculture				-	-	(68,890.15)	(68,890.15)		-	-	(68,890.15)	(68,890.15)
<b>U.S. Department of Commerce</b>												
Cooperative Fishery Statistics	11.434			-	-	322,993.82	322,993.82		-	-	322,993.82	322,993.82
Southeast Area Monitoring and Assessment Program	11.435			-	-	99,736.91	99,736.91		-	-	99,736.91	99,736.91
Regional Fishery Management Councils	11.441			-	-	41,069.81	41,069.81		-	-	41,069.81	41,069.81
Unallied Industry Projects	11.452			-	-	1,038,744.25	1,038,744.25		-	-	1,038,744.25	1,038,744.25
Unallied Management Projects	11.454			-	-	1,146,331.16	1,146,331.16		-	-	1,146,331.16	1,146,331.16
Habitat Conservation	11.463			-	-	(0.01)	(0.01)		-	-	(0.01)	(0.01)
Totals - U.S. Department of Commerce				-	-	2,648,875.94	2,648,875.94		-	-	2,648,875.94	2,648,875.94
<b>U.S. Department of Defense</b>												
Flood Control Projects	12.106			-	-	323,122.76	323,122.76		-	-	323,122.76	323,122.76
Community Economic Adjustment Planning Assistance for Joint Land Use Studies	12.610			-	-	22,472.46	22,472.46		-	-	22,472.46	22,472.46
Totals - U.S. Department of Defense				-	-	345,595.22	345,595.22		-	-	345,595.22	345,595.22
<b>U.S. Department of the Interior</b>												
Recreation Resources Management	15.524			-	-	209,869.73	209,869.73		-	-	209,869.73	209,869.73
Fish and Wildlife Management Assistance	15.608			-	-	33,392.59	33,392.59		-	19,016.03	14,376.56	33,392.59
Cooperative Endangered Species Conservation Fund	15.615			-	-	2,820,829.10	2,820,829.10		-	1,189,216.99	1,631,612.11	2,820,829.10
Clean Vessel Act	15.616			-	-	208,346.62	208,346.62		-	207,170.83	1,175.79	208,346.62
Sportfishing and Boating Safety Act	15.622			-	-	84,915.75	84,915.75		-	84,915.75	-	84,915.75
North American Wetlands Conservation Fund	15.623			-	-	60,320.00	60,320.00		-	-	60,320.00	60,320.00
Enhanced Hunter Education and Safety Program	15.626			-	-	164,681.24	164,681.24		-	-	164,681.24	164,681.24
Coastal Program	15.630			-	-	27,064.09	27,064.09		-	-	27,064.09	27,064.09
Partners for Fish and Wildlife	15.631			-	-	105,221.84	105,221.84		-	109,365.06	(4,143.22)	105,221.84
Landowner Incentive Program	15.633			-	-	198,137.25	198,137.25		-	190,212.92	7,924.33	198,137.25
State Wildlife Grants	15.634			-	-	1,610,403.16	1,610,403.16		-	390,930.03	1,219,473.13	1,610,403.16
Migratory Bird Joint Ventures	15.637			-	-	105,478.41	105,478.41		-	-	105,478.41	105,478.41
Research Grants (Generic)	15.650			-	-	36,392.26	36,392.26		-	-	36,392.26	36,392.26
Coastal Impact Assistance Program	15.668			-	-	(200,862.52)	(200,862.52)		-	66,593.21	(267,455.73)	(200,862.52)
Gap Analysis Program	15.811			-	-	20,895.27	20,895.27		-	-	20,895.27	20,895.27
Outdoor Recreation_Acquisition, Development and Planning	15.916			-	-	1,799,975.90	1,799,975.90		-	1,112,350.01	687,625.89	1,799,975.90
National Center for Preservation Technology and Training	15.923			-	-	11,718.00	11,718.00		-	11,718.00	-	11,718.00
National Trails System Projects	15.935			-	-	3,345.61	3,345.61		-	-	3,345.61	3,345.61

UNAUDITED

**Texas Parks and Wildlife Department (802)**  
**Schedule 1A - Schedule of Expenditures of Federal Awards (Continued)**  
 For the fiscal year ended August 31, 2013

Federal Grantor/ Pass-through Grantor/ Program Title	CFDA Number	NSE Name/ Identifying Number	Acq/ Univ No.	Pass-through From		Direct Program Amount	Total PT From and Direct Prog. Amount	Pass-through To			Expenditures Amount	Total PT To and Expenditures Amount
				Agencies or Universities Amount	Non- State Entities Amount			Acq/ Univ No.	Agencies or Universities Amount	Non-State Entities Amount		
<b>Pass-Through From:</b>												
Coastal Impact Assistance Program	15.668						900,000.00				900,000.00	900,000.00
<i>Pass-Through From:</i>												
Texas Commission on Environmental Quality			582		900,000.00							
Totals - U.S. Department of the Interior					900,000.00		7,300,124.30			3,381,488.83	4,818,635.47	8,200,124.30
<b>Environmental Protection Agency</b>												
Water Pollution Control State, Interstate, and Tribal Program Support	66.419						96,186.14				96,186.14	96,186.14
<i>Pass-Through From:</i>												
Texas Commission on Environmental Quality			582		96,186.14							
Totals - Environmental Protection Agency					96,186.14		96,186.14				96,186.14	96,186.14
<b>U.S. Department of Homeland Security</b>												
<b>Direct Programs:</b>												
Boating Safety Financial Assistance	97.012					3,670,319.26	3,670,319.26				3,670,319.26	3,670,319.26
Port Security Grant Program	97.056					38,132.86	38,132.86				38,132.86	38,132.86
<b>Pass-Through From:</b>												
Disaster Grants - Public Assistance (Presidentially Declared Disasters)	97.036						127,517.65				127,517.65	127,517.65
<i>Pass-Through From:</i>												
Department of Public Safety			405		127,517.65							
Fire Management Assistance Grant	97.046						208,447.05				208,447.05	208,447.05
<i>Pass-Through From:</i>												
Department of Public Safety			405		208,447.05							
Totals - U.S. Department of Homeland Security					335,964.70		3,708,452.12				4,044,416.82	4,044,416.82
<b>Research &amp; Development Cluster</b>												
<b>U.S. Department of Agriculture</b>												
<b>Direct Programs:</b>												
Wetlands Reserve Program	10.072					116,428.96	116,428.96					116,428.96
<i>Pass-Through To:</i>												
Texas State University - San Marcos							- 754	116,428.96				
Totals - U.S. Department of Agriculture						116,428.96	116,428.96	116,428.96				116,428.96
<b>U.S. Department of the Interior</b>												
Sport Fish Restoration Program	15.605					81,996.81	81,996.81					81,996.81
<i>Pass-Through To:</i>												
Texas State University - San Marcos							- 754	81,996.81				
Fish and Wildlife Management Assistance	15.608					5,547.52	5,547.52					5,547.52
<i>Pass-Through To:</i>												
University of Texas at Arlington							- 714	5,547.52				
Fish and Wildlife Management Assistance	15.608					15,291.66	15,291.66					15,291.66
<i>Pass-Through To:</i>												
Texas Tech University							- 733	15,291.66				
Wildlife Restoration and Basic Hunter Education	15.611					89,979.45	89,979.45					89,979.45
<i>Pass-Through To:</i>												
Texas A&M AgriLife Extension Service							- 555	89,979.45				
Wildlife Restoration and Basic Hunter Education	15.611					14,975.13	14,975.13					14,975.13
<i>Pass-Through To:</i>												
Texas A&M AgriLife Research							- 556	14,975.13				
Wildlife Restoration and Basic Hunter Education	15.611					32,138.68	32,138.68					32,138.68

UNAUDITED

Texas Parks and Wildlife Department (802)  
 Schedule 1A - Schedule of Expenditures of Federal Awards (Continued)  
 For the fiscal year ended August 31, 2013

Federal Grantor/ Pass-through Grantor/ Program Title	CFDA Numbe	NSE Name/ Identifiva Number	Aaw/ Univ No.	Pass-through From		Direct Program Amount	Total PT From and Direct Proa Amount	Aaw/ Univ No.	Pass-through To		Expenditures Amount	Total PT To and Expenditures Amount
				Agencies or Universities Amount	Non- State Entities Amount				Agencies or Universities Amount	Non- State Entities Amount		
<i>Pass-Through To:</i> Texas A&M University - Kingsville				-	-	-	-	732	32,138.68	-	-	-
Wildlife Restoration and Basic Hunter Education	15.611			-	-	0.02	0.02	-	-	-	-	0.02
<i>Pass-Through To:</i> Texas Tech University				-	-	-	-	733	0.02	-	-	-
Wildlife Restoration and Basic Hunter Education	15.611			-	-	117,590.00	117,590.00	-	-	-	-	117,590.00
<i>Pass-Through To:</i> Stephen F. Austin State University				-	-	-	-	755	117,590.00	-	-	-
Wildlife Restoration and Basic Hunter Education	15.611			-	-	77,773.30	77,773.30	-	-	-	-	77,773.30
<i>Pass-Through To:</i> Sul Ross State University				-	-	-	-	756	77,773.30	-	-	-
Cooperative Endangered Species Conservation Fund	15.615			-	-	165,083.14	165,083.14	-	-	-	-	165,083.14
<i>Pass-Through To:</i> Texas A&M AgriLife Research				-	-	-	-	556	165,083.14	-	-	-
Cooperative Endangered Species Conservation Fund	15.615			-	-	26,757.56	26,757.56	-	-	-	-	26,757.56
<i>Pass-Through To:</i> Texas A&M University				-	-	-	-	711	26,757.56	-	-	-
Cooperative Endangered Species Conservation Fund	15.615			-	-	9,258.66	9,258.66	-	-	-	-	9,258.66
<i>Pass-Through To:</i> Tarleton State University				-	-	-	-	713	9,258.66	-	-	-
Cooperative Endangered Species Conservation Fund	15.615			-	-	197.01	197.01	-	-	-	-	197.01
<i>Pass-Through To:</i> University of Texas at Arlington				-	-	-	-	714	197.01	-	-	-
Cooperative Endangered Species Conservation Fund	15.615			-	-	90,143.17	90,143.17	-	-	-	-	90,143.17
<i>Pass-Through To:</i> University of Texas at Austin				-	-	-	-	721	90,143.17	-	-	-
Cooperative Endangered Species Conservation Fund	15.615			-	-	22,051.64	22,051.64	-	-	-	-	22,051.64
<i>Pass-Through To:</i> Texas Tech University				-	-	-	-	733	22,051.64	-	-	-
Cooperative Endangered Species Conservation Fund	15.615			-	-	26,566.56	26,566.56	-	-	-	-	26,566.56
<i>Pass-Through To:</i> University of Texas at Tyler				-	-	-	-	750	26,566.56	-	-	-
Cooperative Endangered Species Conservation Fund	15.615			-	-	15,238.72	15,238.72	-	-	-	-	15,238.72
<i>Pass-Through To:</i> Sam Houston State University				-	-	-	-	753	15,238.72	-	-	-
Cooperative Endangered Species Conservation Fund	15.615			-	-	139,145.01	139,145.01	-	-	-	-	139,145.01
<i>Pass-Through To:</i> Texas State University - San Marcos				-	-	-	-	754	139,145.01	-	-	-
Cooperative Endangered Species Conservation Fund	15.615			-	-	30,562.24	30,562.24	-	-	-	-	30,562.24
<i>Pass-Through To:</i> Texas A&M University - Corpus Christi				-	-	-	-	760	30,562.24	-	-	-
Clean Vessel Act	15.616			-	-	8,060.45	8,060.45	-	-	-	-	8,060.45
<i>Pass-Through To:</i> Texas A&M University				-	-	-	-	711	8,060.45	-	-	-
State Wildlife Grants	15.634			-	-	11,203.44	11,203.44	-	-	-	-	11,203.44
<i>Pass-Through To:</i> Texas A&M AgriLife Research				-	-	-	-	556	11,203.44	-	-	-

UNAUDITED

**Texas Parks and Wildlife Department (802)**  
**Schedule 1A - Schedule of Expenditures of Federal Awards (Continued)**  
 For the fiscal year ended August 31, 2013

Federal Grantor/ Pass-through Grantor/ Program Title	CFDA Number	NSE Name/ Identifying Number	Acq/ Univ No.	Pass-through From		Direct Program Amount	Total PT From and Direct Proa. Amount	Acq/ Univ No.	Pass-through To		Expenditures Amount	Total PT To and Expenditures Amount
				Agencies or Universities Amount	Non- State Entities Amount				Agencies or Universities Amount	Non-State Entities Amount		
State Wildlife Grants	15.634			-	-	832.77	832.77		-	-	-	832.77
<i>Pass-Through To:</i>												
Texas A&M University				-	-	-	-	711	832.77	-	-	-
State Wildlife Grants	15.634			-	-	62,471.45	62,471.45		-	-	-	62,471.45
<i>Pass-Through To:</i>												
Texas A&M University at Galveston				-	-	-	-	718	62,471.45	-	-	-
State Wildlife Grants	15.634			-	-	44,877.84	44,877.84		-	-	-	44,877.84
<i>Pass-Through To:</i>												
University of Texas at Austin				-	-	-	-	721	44,877.84	-	-	-
State Wildlife Grants	15.634			-	-	194,995.00	194,995.00		-	-	-	194,995.00
<i>Pass-Through To:</i>												
Texas Tech University				-	-	-	-	733	194,995.00	-	-	-
State Wildlife Grants	15.634			-	-	205,092.87	-205,092.87		-	-	-	205,092.87
<i>Pass-Through To:</i>												
Texas State University - San Marcos				-	-	-	-	754	205,092.87	-	-	-
State Wildlife Grants	15.634			-	-	-4,181.12	-4,181.12		-	-	-	-4,181.12
<i>Pass-Through To:</i>												
Stephen F. Austin State University				-	-	-	-	755	-4,181.12	-	-	-
State Wildlife Grants	15.634			-	-	59,388.39	59,388.39		-	-	-	59,388.39
<i>Pass-Through To:</i>												
University of Houston - Clear Lake				-	-	-	-	759	59,388.39	-	-	-
State Wildlife Grants	15.634			-	-	48,024.82	48,024.82		-	-	-	48,024.82
<i>Pass-Through To:</i>												
Texas A&M University - Corpus Christi				-	-	-	-	760	48,024.82	-	-	-
Research Grants (Generic)	15.650			-	-	13,890.42	13,890.42		-	-	-	13,890.42
<i>Pass-Through To:</i>												
University of Texas at Austin				-	-	-	-	721	13,890.42	-	-	-
Coastal Impact Assistance Program	15.668			-	-	200,862.52	200,862.52		-	-	-	200,862.52
<i>Pass-Through To:</i>												
Texas A&M University - Corpus Christi				-	-	-	-	760	200,862.52	-	-	-
National Center for Preservation Technology and Training	15.923			-	-	12,413.52	12,413.52		-	-	-	12,413.52
<i>Pass-Through To:</i>												
University of Texas at Austin				-	-	-	-	721	12,413.52	-	-	-
<b>Pass-Through From:</b>												
Coastal Impact Assistance Program	15.668			-	-	-	545,865.15		-	-	545,865.15	545,865.15
<i>Pass-Through From:</i>												
General Land Office			305	545,865.15	-	-	-		-	-	-	-
Totals - U.S. Department of the Interior				545,865.15	-	1,818,228.65	2,364,093.80		1,818,228.65	-	545,865.15	2,364,093.80
<b>General Services Administration</b>												
Donation of Federal Surplus Personal Property (Non-monetary)	39.003			-	-	-	3,180.36		-	-	3,180.36	3,180.36
<i>Pass-Through From:</i>												
Texas Facilities Commission			303	3,180.36	-	-	-		-	-	-	-
Totals - General Services Administration				3,180.36	-	-	3,180.36		-	-	3,180.36	3,180.36
<b>Highway Planning and Construction Cluster</b>												
<b>U.S. Department of Transportation</b>												
<b>Direct Programs:</b>												
Recreational Trails Program	20.219			-	-	4,983,974.41	4,983,974.41		-	3,650,195.03	1,333,779.38	4,983,974.41
Totals - U.S. Department of Transportation				-	-	4,983,974.41	4,983,974.41		-	3,650,195.03	1,333,779.38	4,983,974.41
<b>JAG Program Cluster</b>												
<b>U.S. Department of Justice</b>												
<b>Direct Programs:</b>												
Edward Byrne Memorial Justice Assistance Grant Program	16.738			-	-	1.00	1.00		-	-	1.00	1.00

UNAUDITED

Texas Parks and Wildlife Department (802)  
 Schedule 1A - Schedule of Expenditures of Federal Awards (Concluded)  
 For the fiscal year ended August 31, 2013

Federal Grantor/ Pass-through Grantor/ Program Title	CFDA Numbe	NSE Name/ Identifiva Number	Pass-through From		Direct Program Amount	Total PT From and Direct Prod. Amount	Pass-through To		Expenditures Amount	Total PT To and Expenditures Amount
			Aov/ Univ No.	Agencies or Universities Amount			Non- State Entities Amount	Aov/ Univ No.		
<b>Pass-Through From:</b>										
Edward Byrne Memorial Justice Assistance Grant Program	16.738		-	-	-	591,000.40	-	-	591,000.40	591,000.40
<i>Pass-Through From:</i>										
<i>Governor - Fiscal</i>			300	591,000.40	-	-	-	-	-	-
ARRA - Recovery Act - Edward Byrne Memorial Justice Assistance Grant (JAG) Program / Grants to States and Territories	16.803		-	-	-	109,536.00	-	-	109,536.00	109,536.00
<i>Pass-Through From:</i>										
<i>Governor - Fiscal</i>			300	109,536.00	-	-	-	-	-	-
Totals - U.S. Department of Justice				700,536.40	1.00	700,537.40	-	-	700,537.40	700,537.40
<b>Fish and Wildlife Cluster</b>										
<b>U.S. Department of the Interior</b>										
<b>Direct Programs:</b>										
Sport Fish Restoration Program	15.605		-	-	18,182,674.90	18,182,674.90	-	4,900.00	18,177,774.90	18,182,674.90
Wildlife Restoration and Basic Hunter Education	15.611		-	-	16,671,876.75	16,671,876.75	-	199,689.69	16,472,187.06	16,671,876.75
Totals - U.S. Department of the Interior			-	-	34,854,551.65	34,854,551.65	-	204,589.69	34,649,961.96	34,854,551.65
<b>Total Expenditures of Federal Awards</b>			\$ 2,581,732.75	\$ -	\$ 55,707,342.10	\$ 58,289,074.85	\$ 1,934,657.61	\$ 7,236,273.55	\$ 49,118,143.69	\$ 58,289,074.85

UNAUDITED

Texas Parks and Wildlife Department (802)  
 Schedule 1B - Schedule of State Grant Pass-Throughs From/To State Agencies/Universities  
 For the fiscal year ended August 31, 2013

<u>Pass-through From</u>	<u>Grant ID</u>	<u>Agency Number</u>	<u>Amount</u>
<b>Feral Hog Abatement Grant</b> Department of Agriculture	551.0008	551	\$132,677.60
<b>WSC - Research</b> Texas Water Development Board	580.0019	580	341,991.67
<b>Support of Protection and Restoration of Wetlands and Other Important Coastal Habitats at Starvation Cove in West Galveston Bay</b> Texas Commission on Environmental Quality	582.0017	582	20,830.20
<b>Bird Island Cove Restoration Phase I Project</b> Texas Commission on Environmental Quality	582.0094	582	189,982.40
<b>Complete a land acquisition to acquire approximately 45 acres of coastal habitat on Galveston Island for permanent conservation</b> Texas Commission on Environmental Quality	582.0095	582	8,500.00
<b>Various Projects</b> Texas Commission on the Arts	813.0003	813	575.00
<b>Total Pass-Through from Other Agencies (Exh. II):</b>			<u>\$694,556.87</u>

<u>Pass-through To</u>	<u>Grant ID</u>	<u>Agency Number</u>	<u>Amount</u>
<b>Assessing Texas' Freshwater Turtles - Year 2</b> Texas State University - San Marcos	802.0002	754	\$(4,267.35)
<b>Nacogdoches Naturally COOP</b> Stephen F. Austin State University	802.0035	755	1,153.54
<b>Population Surveys of the Brazos Water Snake in North Texas</b> University of Texas at Arlington	802.0044	714	1,996.26
<b>Long term monitoring in two restored cienegas at Balmorhea State Park; Conservation of Comanche Springs pupfish and Pecos Gambusia</b> Sam Houston State University	802.0048	753	14,831.90

UNAUDITED

**Texas Parks and Wildlife Department (802)**  
**Schedule 1B - Schedule of State Grant Pass-Throughs From/To State Agencies/Universities (Continued)**  
 For the fiscal year ended August 31, 2013

<u>Pass-through To</u>	<u>Grant ID</u>	<u>Agency Number</u>	<u>Amount</u>
<b>South Texas Artificial Reef Monitoring - Fish Community Assessment</b> Texas A&M University - Corpus Christi	802.0049	760	40,568.64
<b>Distribution, Taxonomy, and Population Biology of the Texas garter snake</b> University of Texas at Tyler	802.005	750	2,360.84
<b>Genotyping Work for Hatchery Broodfish</b> Texas A&M AgriLife Research	802.0051	556	12,642.08
<b>Integrated Monitoring and Modeling</b> Texas A&M AgriLife Research	802.0052	556	25,137.61
<b>Development and Evaluation of A Parts</b> Texas A&M AgriLife Research	802.0054	556	2,880.35
<b>Houston toad response to ongoing habitat restoration in Bastrop State Park, Bastrop County, Texas</b>  Texas State University - San Marcos	802.0056	754	0.02
<b>2012/2013 Statewide Angler Survey</b> Texas A&M AgriLife Research	802.0058	556	64,351.64
<b>Freshwater Mussel Survey</b> Texas A&M AgriLife Research	802.0059	556	65,696.06
<b>Stocking of warm water fishes</b> Texas A&M AgriLife Research	802.006	556	7,500.00
<b>Texas wild-rice and native plant harvest and propagation</b>  Texas State University - San Marcos	802.0061	754	49,776.32
<b>Artificial Reef Monitoring and Research Program</b> University of Texas at Brownsville	802.0062	747	135,881.64
<b>Estuarine restoration breakwater at Bird Island Cove in West Galveston Bay</b> General Land Office	802.0063	305	89,982.40

UNAUDITED

Texas Parks and Wildlife Department (802)

Schedule 1B - Schedule of State Grant Pass-Throughs From/To State Agencies/Universities (Concluded)

For the fiscal year ended August 31, 2013

<u>Pass-through To</u>	<u>Grant ID</u>	<u>Agency Number</u>	<u>Amount</u>
<b>Orchid conservation: species status assessments and field biology</b> Texas Tech University	802.0064	733	26,063.42
<b>Evaluation and refinement of Guadalupe bass</b> Texas Tech University	802.0065	733	32,837.31
<b>Bat Survey at Palo Duro</b> West Texas A&M University	802.0066	757	15,337.83
<b>Post-Wildfire Mammal Sampling</b> West Texas A&M University	802.0067	757	1,871.80
<b>Effects of Oil Exploration on Herpetofaunal Communities in Southern Texas with an Emphasis on Threatened Species</b> West Texas A&M University	802.0068	757	112,955.27
<b>Total Pass-Through to Other Agencies (Exh. II):</b>			<b><u><u>\$699,557.58</u></u></b>






Life's better outside.®

**FISCAL YEAR 2013**  
**ANNUAL REPORT OF NONFINANCIAL DATA**

*(Unaudited)*





Life's better outside.®

November 20, 2013

Commissioners

T. Dan Friedkin  
Chairman  
Houston

Ralph H. Duggins  
Vice-Chairman  
Fort Worth

Roberto De Hoyos  
Austin

Dan Allen Hughes, Jr.  
Beeville

Bill Jones  
Austin

James H. Lee  
Houston

Margaret Martin  
Boerne

S. Reed Morian  
Houston

Dick Scott  
Wimberley

Lee M. Bass  
Chairman-Emeritus  
Fort Worth

Carter P. Smith  
Executive Director

The Honorable Rick Perry  
Governor  
Governor's Office  
P.O. Box 12428  
Austin, TX 78711

Mr. John Keel, CPA  
State Auditor  
State Auditor's Office  
P.O. Box 12067  
Austin, TX 78711-2067

Ms. Ursula Parks  
Director  
Legislative Budget Board  
P.O. Box 12666  
Austin, TX 78711-2666

Dear Governor Perry, Mr. Keel and Ms. Parks:

We are pleased to submit the Texas Parks and Wildlife Department's *Annual Report of Nonfinancial Data* for the year ended August 31, 2013, in compliance with Texas Government Code Annotated, Section 2101.0115 and in accordance with the instructions for completing the Annual Report of Nonfinancial Data.

The accompanying report has not been audited and is considered to be independent of the agency's *Annual Financial Report*.

If you have questions, please contact Ms. Sylvette L. Ford at (512) 389-4719. Thank you.

Sincerely,

Carter Smith  
Executive Director

CS: acd

Enclosure



**UNAUDITED**

**Texas Parks and Wildlife Department (802)**  
**Schedule of Professional/Consulting Fees and Legal Service Fees**  
 For the fiscal year ended August 31, 2013

NAME	TYPE OF SERVICES RENDERED	AMOUNT
<b>PROFESSIONAL/CONSULTING FEES</b>		
123SIGNUP ASSOCIATION MANAGEMENT SOLUTIONS INC	EDUCATIONAL/TRAINING SERVICES	\$ 115.00
A-1 SHINER FIRE & SAFETY INC	OTHER PROFESSIONAL SERVICES	125.00
ACME BOTANICAL SERVICES	CONSULTANT SERVICES - OTHER	1,296.05
ACME SIGN & PLASTICS COMPANY	OTHER PROFESSIONAL SERVICES	570.00
ADVANCED FILTRATION SYSTEMS LP	OTHER PROFESSIONAL SERVICES	1,374.00
ALAMO AREA COUNCIL OF GOVERNMENTS	EDUCATIONAL/TRAINING SERVICES	250.00
ALAN PLUMMER AND ASSOCIATES INC	ARCHITECTURAL/ENGINEERING SERVICES	36,153.43
ALAN PLUMMER AND ASSOCIATES INC	OTHER PROFESSIONAL SERVICES	15,930.77
ALBERT FURNITURE COMPANY	OTHER PROFESSIONAL SERVICES	142.60
ALBERT G FLORES	EDUCATIONAL/TRAINING SERVICES	35.00
ALICE DENDINGER ALLIANCE GROUP	CONSULTANT SERVICES - OTHER	2,850.00
ALPHA TESTING INC	OTHER PROFESSIONAL SERVICES	4,307.25
AMARILLO COLLEGE	EDUCATIONAL/TRAINING SERVICES	50.00
AMATERRA ENVIRONMENTAL INC	OTHER PROFESSIONAL SERVICES	29,551.00
AMERICAN QUALITY FIRE & SAFETY INC	OTHER PROFESSIONAL SERVICES	125.00
AMERICAN RED CROSS	EDUCATIONAL/TRAINING SERVICES	108.00
AMERICAN RED CROSS GREATER HOUSTON AREA	EDUCATIONAL/TRAINING SERVICES	110.00
AMERICAN RED CROSS-SMITH CO CHAPTER	EDUCATIONAL/TRAINING SERVICES	135.00
ANCHOR COMPUTER INC	DATA PROCESSING SERVICES	1,147.82
ANGELINA COLLEGE	EDUCATIONAL/TRAINING SERVICES	825.00
ANTHONY C FLEENOR	EDUCATIONAL/TRAINING SERVICES	20.00
APEX SYSTEMS INC	INFORMATION TECHNOLOGY SERVICES	142,821.75
AQUA JET INC	CONSULTANT SERVICES - OTHER	574.50
AQUATECH SEPTIC & UNDERGROUND LLC	OTHER PROFESSIONAL SERVICES	350.00
ARANSAS COUNTY NAVIGATION DISTRICT	OTHER PROFESSIONAL SERVICES	2,100.00
ARANSAS COUNTY TRANSFER STATION	ARCHITECTURAL/ENGINEERING SERVICES	57.60
ARC & SPARK WELDING & PROP SHOP	OTHER PROFESSIONAL SERVICES	2,900.00
ARCHITECTURAL ENGINEERS COLLABORATIVE LLC	ARCHITECTURAL/ENGINEERING SERVICES	6,115.00
ARIAS & ASSOCIATES INC	OTHER PROFESSIONAL SERVICES	9,562.00
ASHLEY NICOLE FINCANNON	EDUCATIONAL/TRAINING SERVICES	1,000.00
ASSOCIATED PLUMB-HEAT-COOL CONT TX INC (APHCC)	EDUCATIONAL/TRAINING SERVICES	90.00
AT&T	COMPUTER SERVICES - STATEWIDE TECH CENTER	71,100.00
AVILES ENGINEERING CORP	OTHER PROFESSIONAL SERVICES	2,102.94
BAILEY ARCHITECTS INC	OTHER PROFESSIONAL SERVICES	31,760.37
BANDERA COUNTY	MEDICAL SERVICES	468.75
BASTROP SCALE COMPANY INC	OTHER PROFESSIONAL SERVICES	25.00
BCS TROPHIES	OTHER PROFESSIONAL SERVICES	295.50
BEARD VETERINARY CLINIC P C	VETERINARY SERVICES	1,669.80
BEATY & PARTNERS ARCHITECTS INC	ARCHITECTURAL/ENGINEERING SERVICES	11,953.13
BI INFORM INC	INFORMATION TECHNOLOGY SERVICES	65,600.00
BRADLEY K WEINER	MEDICAL SERVICES	2,500.00
BRANDON R ROSE	MEDICAL SERVICES	100.00
BROWN REYNOLDS WATFORD ARCHITECTS	ARCHITECTURAL/ENGINEERING SERVICES	1,195.38
C C LYNCH & ASSOCIATES INC	OTHER PROFESSIONAL SERVICES	900.00
C L ANDERSON JR MDPA	MEDICAL SERVICES	50.00
CAPITAL AREA COUNCIL OF GOVERNMENTS	EDUCATIONAL/TRAINING SERVICES	445.00
CAPITAL AREA OCCUPATIONAL MEDICINE PLLC	MEDICAL SERVICES	8,119.64
CARRABBA CONSERVATION INC	CONSULTANT SERVICES - OTHER	338.75
CBCINNOVIS	OTHER PROFESSIONAL SERVICES	15.00
CENTRAL FLYWAY COUNCIL INC	OTHER PROFESSIONAL SERVICES	50,606.00
CHARLES GRONA	OTHER PROFESSIONAL SERVICES	4,999.98
CITY OF EL PASO	OTHER PROFESSIONAL SERVICES	23.00
CITY OF QUITAQUE	ARCHITECTURAL/ENGINEERING SERVICES	262.45
CITY OF SAN ANTONIO	EDUCATIONAL/TRAINING SERVICES	790.00
CLASSEN-BUCK SEMINARS INC	EDUCATIONAL/TRAINING SERVICES	1,289.00
CODE GREEN NETWORKS INC	EDUCATIONAL/TRAINING SERVICES	3,166.00
COLOSSUS INCORPORATED	DATA PROCESSING SERVICES	68,574.40
COLUMBIA ST DAVID'S OHS	MEDICAL SERVICES	13,837.74
COLUMBIA ST DAVID'S OHS	OTHER PROFESSIONAL SERVICES	1,419.20
COOPER CONSULTING COMPANY	INFORMATION TECHNOLOGY SERVICES	83,175.96

**UNAUDITED**

**Texas Parks and Wildlife Department (802)**  
**Schedule of Professional/Consulting Fees and Legal Service Fees (Continued)**  
 For the fiscal year ended August 31, 2013

<u>NAME</u>	<u>TYPE OF SERVICES RENDERED</u>	<u>AMOUNT</u>
<b>PROFESSIONAL/CONSULTING FEES</b>		
COOPERATIVE PERSONNEL SERVICES	OTHER PROFESSIONAL SERVICES	5,000.00
CTN EDUCATIONAL SERVICES INC	EDUCATIONAL/TRAINING SERVICES	295.00
CYNTHIA J PARR	OTHER PROFESSIONAL SERVICES	312.88
DALLAS SECURITY SYSTEMS INC	OTHER PROFESSIONAL SERVICES	228.20
DANIEL J FRITZ	VETERINARY SERVICES	158.00
DARWIN L FINCH	MEDICAL SERVICES	95.00
DATA PROJECTIONS INC	EDUCATIONAL/TRAINING SERVICES	1,500.00
DATAMANUSA LLC	INFORMATION TECHNOLOGY SERVICES	51,380.00
DAVID L DUNFAN	EDUCATIONAL/TRAINING SERVICES	200.00
DAVID MOSKOWITZ	EDUCATIONAL/TRAINING SERVICES	1,658.60
DEBORAH SWIFT	EDUCATIONAL/TRAINING SERVICES	98.00
DEBRA J DOCKERY ARCHITECT PC	ARCHITECTURAL/ENGINEERING SERVICES	25,739.77
DEER OAKS EAP SERVICES LLC	OTHER PROFESSIONAL SERVICES	34,800.00
DEPARTMENT OF INTERIOR NATIONAL PARK SERVICE	EDUCATIONAL/TRAINING SERVICES	997.25
DIXIE FLAG MANUFACTURING CO	OTHER PROFESSIONAL SERVICES	680.00
DONALD R ALLEN	VETERINARY SERVICES	2,839.80
DORIANN GIBSON	EDUCATIONAL/TRAINING SERVICES	814.00
DOROTHY J DRUMMER	OTHER PROFESSIONAL SERVICES	38,000.00
DOUG CARTLAND	EDUCATIONAL/TRAINING SERVICES	2,000.00
DOUGLAS ALEXANDER	OTHER PROFESSIONAL SERVICES	425.00
ENFOLD SYSTEMS INC	INFORMATION TECHNOLOGY SERVICES	29,925.00
ENPROTEC INC/HIBBS AND TODD INC	OTHER PROFESSIONAL SERVICES	4,109.00
ENVIRONMENTAL SYSTEMS RESEARCH INSTITUTE INC	OTHER PROFESSIONAL SERVICES	1,000.00
ERIC LARSON ENTERPRISES INC	OTHER PROFESSIONAL SERVICES	400.00
ERNEST KIM DELOZIER	EDUCATIONAL/TRAINING SERVICES	3,000.00
ESTRATEGY SOLUTIONS INC	EDUCATIONAL/TRAINING SERVICES	34.00
ETTL ENGINEERS & CONSULTANTS INC	OTHER PROFESSIONAL SERVICES	227.50
EXECUTIVE WOMEN IN TEXAS GOVERNMENT	EDUCATIONAL/TRAINING SERVICES	209.00
EXPERIS FINANCE US LLC	FINANCIAL AND ACCOUNTING SERVICES	4,314.83
FAR FLUNG ADVENTURES	EDUCATIONAL/TRAINING SERVICES	205.00
FERNANDA SANCHEZ	OTHER PROFESSIONAL SERVICES	21.65
FORESTRY CONSERVATION COMMUNICATIONS ASSOCIATION	OTHER PROFESSIONAL SERVICES	190.00
FRANK X SPENCER AND ASSOCIATES INC	OTHER PROFESSIONAL SERVICES	34,232.31
GARNER ENVIRONMENTAL SERVICES INC	EDUCATIONAL/TRAINING SERVICES	1,520.00
GEOFFREY M RABINOVICH	EDUCATIONAL/TRAINING SERVICES	1,000.00
GET TO KNOW SOCIETY	INFORMATION TECHNOLOGY SERVICES	3,000.00
GLEN DALE PHILLIPS	VETERINARY SERVICES	280.00
GLOBAL RELIEF TECHNOLOGIES INC	OTHER PROFESSIONAL SERVICES	28,600.00
GLOCK PROFESSIONAL INC	EDUCATIONAL/TRAINING SERVICES	1,755.00
GO IT SERVICES INC	INFORMATION TECHNOLOGY SERVICES	17,089.00
GREEN EDUCATION SERVICES LLC	EDUCATIONAL/TRAINING SERVICES	800.00
HACH COMPANY	OTHER PROFESSIONAL SERVICES	1,091.00
HAGER CONSTRUCTION INC	OTHER PROFESSIONAL SERVICES	278.50
HALFF ASSOCIATES INC	ARCHITECTURAL/ENGINEERING SERVICES	176,801.79
HALFF ASSOCIATES INC	OTHER PROFESSIONAL SERVICES	22,461.72
HALFMOON LLC	EDUCATIONAL/TRAINING SERVICES	259.00
HAR LUZ INC	OTHER PROFESSIONAL SERVICES	799.00
HILL COLLEGE	EDUCATIONAL/TRAINING SERVICES	150.00
HILL COUNTRY SAFETY TRAINING	EDUCATIONAL/TRAINING SERVICES	280.00
HMG & ASSOCIATES INC	ARCHITECTURAL/ENGINEERING SERVICES	5,638.98
HOLLERBACH & ASSOCIATES INC	OTHER PROFESSIONAL SERVICES	3,750.00
HOLT POWER SYSTEMS	EDUCATIONAL/TRAINING SERVICES	1,855.22
HOME DEPOT CREDIT SERVICES	OTHER PROFESSIONAL SERVICES	850.00
HOT PROPERTY INC	OTHER PROFESSIONAL SERVICES	430.00
HPI INTERNATIONAL INC	OTHER PROFESSIONAL SERVICES	158.00
HVJ ASSOCIATES INC	OTHER PROFESSIONAL SERVICES	3,398.94
INSTANT SHREDDING INC	OTHER PROFESSIONAL SERVICES	127.92
INSTITUTE FOR LAW ENFORCEMENT ADMINISTRATION ALUMNI	EDUCATIONAL/TRAINING SERVICES	1,190.00
INTEGRITY CAR CARE LLC	OTHER PROFESSIONAL SERVICES	72.92

**UNAUDITED**

**Texas Parks and Wildlife Department (802)  
Schedule of Professional/Consulting Fees and Legal Service Fees (Continued)  
For the fiscal year ended August 31, 2013**

NAME	TYPE OF SERVICES RENDERED	AMOUNT
<b>PROFESSIONAL/CONSULTING FEES</b>		
IVONNE R BLANDON	EDUCATIONAL/TRAINING SERVICES	1,000.00
J CLINT ANDERSON COMPANY	EDUCATIONAL/TRAINING SERVICES	3,879.00
J S ELECTRIC INC	OTHER PROFESSIONAL SERVICES	3,450.75
JOHN MORTON	VETERINARY SERVICES	1,485.00
JOHNSON TRAINING GROUP	EDUCATIONAL/TRAINING SERVICES	5,000.00
JP MORGAN CHASE	DATA PROCESSING SERVICES	406,859.21
KEITH LAUMANN	VETERINARY SERVICES	75.00
KELSEY-SEYBOLD CLINIC	MEDICAL SERVICES	25.00
KEVIN TATE	VETERINARY SERVICES	80.00
KIDFISH FOUNDATION INC	EDUCATIONAL/TRAINING SERVICES	3,500.00
KILGORE COLLEGE CONTINUING EDUCATION	EDUCATIONAL/TRAINING SERVICES	50.00
KUCERA INTERNATIONAL INC	OTHER PROFESSIONAL SERVICES	44,000.00
LARRY A BUGEN PHD	MEDICAL SERVICES	2,600.00
LAW OFFICE OF KAREN M GAMMON PC	OTHER PROFESSIONAL SERVICES	550.00
LIMBACHER & GODFREY ARCHITECTS	OTHER PROFESSIONAL SERVICES	47,341.44
LUBBOCK COUNTY DISPUTE RESOLUTION	OTHER PROFESSIONAL SERVICES	200.00
M NIETO DEPARTMENT STORE	VETERINARY SERVICES	33.85
MARSH-MCBIRNEY - HACH COMPANY	EDUCATIONAL/TRAINING SERVICES	350.00
MASON COUNTY	MEDICAL SERVICES	125.00
MATSONS LABORATORY LLC	VETERINARY SERVICES	254.82
MIKE LAMBERT	EDUCATIONAL/TRAINING SERVICES	525.00
MINDS ON EDUCATION INC	EDUCATIONAL/TRAINING SERVICES	298.93
MRE SHEET METAL INC	OTHER PROFESSIONAL SERVICES	125,234.26
MWM DESIGN GROUP INC	ARCHITECTURAL/ENGINEERING SERVICES	102,771.48
NATIONAL ASSOCIATION OF STATE BOATING LAW	EDUCATIONAL/TRAINING SERVICES	30,000.00
NATIONAL OUTDOOR LEADERSHIP SCHOOL	EDUCATIONAL/TRAINING SERVICES	3,864.00
NATIONAL RECREATION AND PARK ASSOCIATION INC	EDUCATIONAL/TRAINING SERVICES	813.00
NATURESERVE	INFORMATION TECHNOLOGY SERVICES	35,000.00
NEUBUS INC	DATA PROCESSING SERVICES	31,521.96
OCCUPATIONAL HEALTH CENTERS OF THE SOUTHWEST PA	MEDICAL SERVICES	4,643.49
P E R CONSULTING INC	EDUCATIONAL/TRAINING SERVICES	330.00
P E STRUCTURAL CONSULTANTS INC	ARCHITECTURAL/ENGINEERING SERVICES	15,663.15
PARK UNIVERSITY ENTERPRISES INC	EDUCATIONAL/TRAINING SERVICES	794.00
PETROLEUM SOLUTIONS INC	OTHER PROFESSIONAL SERVICES	289.57
PROFESSIONAL ENGINEERING & ENVIRONMENTAL	ARCHITECTURAL/ENGINEERING SERVICES	24,230.00
PUMP & POWER EQUIPMENT COMPANY	OTHER PROFESSIONAL SERVICES	259.10
RANDY GONZALEZ	EDUCATIONAL/TRAINING SERVICES	365.00
RAPISOURCE LLC	INFORMATION TECHNOLOGY SERVICES	10,621.20
RAVEN ENVIRONMENTAL SERVICES INC	OTHER PROFESSIONAL SERVICES	127,372.28
REHLER VAUGHN & KOONE INC	ARCHITECTURAL/ENGINEERING SERVICES	2,023.04
REI CORPORATE & GROUP SALES	EDUCATIONAL/TRAINING SERVICES	250.00
ROBERT G EKLUND	EDUCATIONAL/TRAINING SERVICES	500.00
ROBERT MADDEN INC	EDUCATIONAL/TRAINING SERVICES	750.00
SAN ANTONIO TESTING LABORATORY INC	OTHER PROFESSIONAL SERVICES	25.00
SANTANA TORRES	EDUCATIONAL/TRAINING SERVICES	36.04
SAP AMERICA INC	OTHER PROFESSIONAL SERVICES	1,390.00
SATELLITE AND WIRELESS SOLUTIONS LLC	INFORMATION TECHNOLOGY SERVICES	930.00
SBG ENTERPRISES INC	OTHER PROFESSIONAL SERVICES	1,103.89
SCHAUMBURG & POLK INC	ARCHITECTURAL/ENGINEERING SERVICES	8,606.60
SCHNEIDER ELECTRIC BUILDINGS AMERICAS INC	ARCHITECTURAL/ENGINEERING SERVICES	8,273.55
SCOTTY'S LOCK & KEY	OTHER PROFESSIONAL SERVICES	170.00
SEPARATION SYSTEMS CONSULTANTS INC	OTHER PROFESSIONAL SERVICES	11,780.21
SIERRA SYSTEMS INC	INFORMATION TECHNOLOGY SERVICES	33,110.00
SOUTH CENTRAL SAS USERS GROUP	EDUCATIONAL/TRAINING SERVICES	600.00
SOUTHWEST TEXAS EQUIPMENT DISTRIBUTORS INC	EDUCATIONAL/TRAINING SERVICES	75.00
SPUR VETERINARY HOSPITAL	VETERINARY SERVICES	2,499.00
STEINMAN LUEVANO STRUCTURES LLP	ARCHITECTURAL/ENGINEERING SERVICES	877.50
STEPHAN A NELLE	EDUCATIONAL/TRAINING SERVICES	1,300.00
STEPHEN BURNS	MEDICAL SERVICES	200.00

**UNAUDITED**

**Texas Parks and Wildlife Department (802)**  
**Schedule of Professional/Consulting Fees and Legal Service Fees (Continued)**  
 For the fiscal year ended August 31, 2013

<u>NAME</u>	<u>TYPE OF SERVICES RENDERED</u>	<u>AMOUNT</u>
<b>PROFESSIONAL/CONSULTING FEES</b>		
STEVEN DOBBERFUHL MD	OTHER WITNESS FEES	662.50
STEWART TITLE COMPANY	OTHER PROFESSIONAL SERVICES	1,850.00
STRATEGIC PRODUCTS AND SERVICES LLC	CONSULTANT SERVICES - OTHER	2,775.00
SUN CITY ANALYTICAL INC	EDUCATIONAL/TRAINING SERVICES	550.00
SUN CITY ANALYTICAL INC	OTHER PROFESSIONAL SERVICES	1,890.10
SUNCOAST LEARNING SYSTEMS INC*	EDUCATIONAL/TRAINING SERVICES	(225.00)
SYLVIA DUHON	EDUCATIONAL/TRAINING SERVICES	1,500.00
TAC PRO SHOOTING CENTER	EDUCATIONAL/TRAINING SERVICES	195.00
TAMACC	EDUCATIONAL/TRAINING SERVICES	450.00
TARLETON STATE UNIVERSITY	OTHER PROFESSIONAL SERVICES	1,226.33
TARRANT COUNTY JUNIOR COLLEGE FT WORTH NW CAMPUS	EDUCATIONAL/TRAINING SERVICES	680.00
TEKSYSTEMS INC	INFORMATION TECHNOLOGY SERVICES	41,542.25
TERRACON CONSULTANTS INC	OTHER PROFESSIONAL SERVICES	14,451.51
TEXAS A&M AGRILIFE EXTENSION SERVICE	EDUCATIONAL/TRAINING SERVICES	50.00
TEXAS A&M AGRILIFE RESEARCH	VETERINARY SERVICES	473.00
TEXAS A&M ENGINEERING EXTENSION SERVICE	EDUCATIONAL/TRAINING SERVICES	3,656.00
TEXAS A&M ENGINEERING EXPERIMENT STATION - FISCAL OFFICE	EDUCATIONAL/TRAINING SERVICES	295.00
TEXAS A&M FOREST SERVICE	EDUCATIONAL/TRAINING SERVICES	2,050.00
TEXAS A&M VETERINARY MEDICAL DIAGNOSTIC LABORATORY	VETERINARY SERVICES	88,178.55
TEXAS ASSOCIATION OF MUSEUMS	EDUCATIONAL/TRAINING SERVICES	375.00
TEXAS CHAPTER-THE WILDLIFE SOCIETY	EDUCATIONAL/TRAINING SERVICES	1,165.00
TEXAS COMMISSION ON ENVIRONMENTAL QUALITY	EDUCATIONAL/TRAINING SERVICES	222.00
TEXAS COMPTROLLER OF PUBLIC ACCOUNTS	EDUCATIONAL/TRAINING SERVICES	2,025.00
TEXAS COMPTROLLER OF PUBLIC ACCOUNTS	FINANCIAL AND ACCOUNTING SERVICES	14,887.60
TEXAS CREDIT CARD PROCUREMENT PROGRAM	EDUCATIONAL/TRAINING SERVICES	625.00
TEXAS DEPARTMENT OF CRIMINAL JUSTICE	DATA PROCESSING SERVICES	7,062.50
TEXAS DEPARTMENT OF INFORMATION RESOURCES	COMPUTER SERVICES - STATEWIDE TECH CENTER	3,651,123.01
TEXAS DEPARTMENT OF LICENSING AND REGULATION	OTHER PROFESSIONAL SERVICES	110.00
TEXAS GOVLINK INC	INFORMATION TECHNOLOGY SERVICES	2,592.00
TEXAS INSTITUTE OF CONTINUING LEGAL EDUCATION INC	EDUCATIONAL/TRAINING SERVICES	1,835.00
TEXAS JUNIOR ANGLERS INC	EDUCATIONAL/TRAINING SERVICES	3,000.00
TEXAS MONTHLY INC	OTHER PROFESSIONAL SERVICES	252,599.17
TEXAS RURAL WATER ASSOCIATION	EDUCATIONAL/TRAINING SERVICES	460.00
TEXAS STATE ARCHERY ASSOCIATION	EDUCATIONAL/TRAINING SERVICES	250.00
TEXAS STATE AUDITOR'S OFFICE	FINANCIAL AND ACCOUNTING SERVICES	54,854.56
TEXAS STATE UNIVERSITY-SAN MARCOS*	OTHER PROFESSIONAL SERVICES	(3,443.40)
TEXAS STATE UNIVERSITY-SAN MARCOS	EDUCATIONAL/TRAINING SERVICES	1,200.00
TEXAS WATER DEVELOPMENT BOARD	DATA PROCESSING SERVICES	45.00
TEXAS WATER UTILITIES ASSOCIATION	EDUCATIONAL/TRAINING SERVICES	1,835.00
TEXAS WILDFIRE ASSOCIATION	EDUCATIONAL/TRAINING SERVICES	295.00
THE PRODUCTIVITY CENTER	OTHER PROFESSIONAL SERVICES	1,840.50
THE YOUNG MEN'S CHRISTIAN ASSOCIATION OF AUSTIN	OTHER PROFESSIONAL SERVICES	90.00
TIMOTHY A JURGENSEN	CONSULTANT SERVICES - OTHER	2,212.50
TRACY HERRING	EDUCATIONAL/TRAINING SERVICES	510.00
TRIPLE D PUMP CO INC	OTHER PROFESSIONAL SERVICES	700.00
TROY DEFRATES	EDUCATIONAL/TRAINING SERVICES	350.00
TYLER JUNIOR COLLEGE	EDUCATIONAL/TRAINING SERVICES	60.00
UNIVERSITY OF TEXAS AT ARLINGTON	EDUCATIONAL/TRAINING SERVICES	8,190.00
UNIVERSITY OF TEXAS AT AUSTIN	EDUCATIONAL/TRAINING SERVICES	3,200.00
UNIVERSITY OF TEXAS AT TYLER	MEDICAL SERVICES	532.00
UNIVERSITY OF TEXAS HEALTH CENTER AT TYLER	MEDICAL SERVICES	1,477.00
UNIVERSITY OF TEXAS HEALTH SCIENCE CENTER AT SAN ANTONIO	EDUCATIONAL/TRAINING SERVICES	550.00
US HEALTHWORKS MEDICAL GROUP OF TEXAS INC	MEDICAL SERVICES	2,436.00
VERIZON BUSINESS NETWORK SERVICES INC	DATA PROCESSING SERVICES	2,787,420.88
WALLACE CONTROL'S & ELECTRIC INC	OTHER PROFESSIONAL SERVICES	2,419.53
WALTER P MOORE & ASSOCIATES INC	ARCHITECTURAL/ENGINEERING SERVICES	13,651.51
WALTER P MOORE & ASSOCIATES INC	OTHER PROFESSIONAL SERVICES	81,738.55
WAYNE E RILEY	ARCHITECTURAL/ENGINEERING SERVICES	850.00
WILLIAM H MUNYON MD	OTHER WITNESS FEES	800.00



**UNAUDITED**

**Texas Parks and Wildlife Department (802)**  
**Schedule of Professional/Consulting Fees and Legal Service Fees (Concluded)**  
 For the fiscal year ended August 31, 2013

NAME	TYPE OF SERVICES RENDERED	AMOUNT
<b>PROFESSIONAL/CONSULTING FEES</b>		
WILLIAM R CARR	CONSULTANT SERVICES - OTHER	8,140.01
WILLIAM R FLORES	EDUCATIONAL/TRAINING SERVICES	495.00
WILLIAM R STERN PHD	MEDICAL SERVICES	19,350.00
WISS JANNEY ELSTNER ASSOCIATES INC	ARCHITECTURAL/ENGINEERING SERVICES	39,614.00
WISS JANNEY ELSTNER ASSOCIATES INC	OTHER PROFESSIONAL SERVICES	13,919.11
WJV PLUMBING INC	OTHER PROFESSIONAL SERVICES	213.00
WOOD MIZER PRODUCTS INC	OTHER PROFESSIONAL SERVICES	825.00
	<b>Total, Professional/Consulting Fees</b>	<b>9,463,209.13</b>
<b>LEGAL SERVICE FEES</b>		
CARDWELL HART AND BENNETT LLP	LEGAL SERVICES	38,150.00
COLE & POWELL PC	LEGAL SERVICES	47,946.44
DAVIS KAUFMAN, PLLC	LEGAL SERVICES	79,556.26
	<b>Total, Legal Service Fees</b>	<b>165,652.70</b>
	<b>Total, Professional/Consulting Fees and Legal Service Fees</b>	<b>\$ 9,628,861.83</b>

Note: \*Negative amounts are a result of comptroller object corrections.

**UNAUDITED**

**Texas Parks and Wildlife Department (802)  
Schedule of Aircraft Operation  
For the fiscal year ended August 31, 2013**

**DESCRIPTION**

Year Model Number FAA Registration Number	1972 Bell OH58 N337PW	1972 Bell OH58 N221PW	1984 Cessna U206F N6610R	2009 Cessna U206 N52854	Average Age of All Airframes
State Owned Aircraft:					
Date of Hull Purchase	Jul-96	Jul-96	May-84	Dec-09	29 yrs
Original Purchase Price	N/A*	N/A*	156,287.00	827,899.00	
Date of Most Recent Engine Replacement	Feb-10 Single-engine	Oct-09 Single-engine	May-11 Single-engine	Sep-09 Single-engine	
Total Hours on Engine (Turbine/Piston)	570.0 Turbine	810.0 Turbine	411.0 Piston	1240 Piston	
Time Between Overhaul	3500 Flight Hours	3500 Flight Hours	1700 Flight Hours	2000 Flight Hours	

**UTILIZATION**

Utilization	N337PW	N221PW	N6610R	N52854	Totals
Total Passenger Seats (excluding Pilots and Jumpseats)	3	3	5	5	16
Total Hours Flown	121.6	94.3	60.3	377.7	653.9
Total Flight Legs	111	64	44	212	431
Occupied Daily (All Legs)	57	38	26	152	273
Total Statute Miles Flown	9,223	8,437	7,027	41,898	66,585

Uses	N337PW		N221PW		N6610R		N52854		Totals	
	Hours	%	Hours	%	Hours	%	Hours	%	Hours	%
Passenger Service	0.0	0.0%	0.0	0.0%	0.0	0.0%	27.3	7.0%	27.3	3.0%
Aerial Surveillance - Law Enforcement	60.0	49.0%	17.1	18.0%	18.6	31.0%	105.1	28.0%	200.8	32.0%
Maintenance and Training	22.9	19.0%	1.7	2.0%	12.2	20.0%	45.4	12.0%	82.2	12.0%
Photography	0.0	0.0%	0.0	0.0%	0.0	0.0%	0.0	0.0%	0.0	0.0%
Other:										
Fisheries Projects	0.0	0.0%	0.0	0.0%	0.0	0.0%	8.1	2.0%	8.1	2.0%
State Parks	0.0	0.0%	0.0	0.0%	0.0	0.0%	8.1	2.0%	8.1	2.0%
Communications/Media	0.0	0.0%	0.0	0.0%	0.0	0.0%	0.0	0.0%	0.0	0.0%
Wildlife Surveys	38.7	32.0%	75.5	80.0%	29.5	49.0%	183.7	49.0%	327.4	49.0%
<b>Totals</b>	<b>121.6</b>	<b>100.0%</b>	<b>94.3</b>	<b>100.0%</b>	<b>60.3</b>	<b>100.0%</b>	<b>377.7</b>	<b>100.0%</b>	<b>653.9</b>	<b>100.0%</b>

N/A\* - Property of US Army

**INTERAGENCY USE**

Passenger seats occupied, all legs, by interagency lease passengers:	12
Passenger seats occupied, all legs, by ride-share passengers:	n/a
Rates charged for interagency: \$180/Hr Airplane and \$425/Hr Helicopter. Ride share: N/A	\$5,129.00
Agency expenditures for use of other agencies' aircraft:	n/a
Agency expenditures for private aircraft lease:	\$211,497.33

**UNAUDITED**

**Texas Parks and Wildlife Department (802)**  
**Schedule of Aircraft Operation (Concluded)**  
 For the fiscal year ended August 31,2013

<b>AIRCRAFT COSTS</b>
-----------------------

<b>AIRCRAFT</b>
-----------------

EXPENDITURE CATEGORY	Bell OH58*	Bell OH58*	Cessna U206G	Cessna TU206H	Partenavia P68C**	TOTALS
	N-337PW	N-221PW	N-6610R	N-52854	N-44956	
Direct Operating Expenses:						
Fuel	\$ 18,754.16	\$ 11,383.46	\$ 4,047.21	\$ 41,820.91	\$ 2,581.84	\$ 78,587.58
Maintenance & Repair	48,954.75	72,292.07	39,982.70	43,378.95	114.33	204,722.80
Travel and Per Diem (In-State)	1,774.48	1,376.10	879.94	5,511.69	-	9,542.21
Fixed Expenses:						
Salaries	69,337.00	53,770.39	34,383.40	215,366.67	-	372,857.46
Liability Insurance	924.00	924.00	1,385.00	1,385.00	-	4,618.00
Rent	7,205.06	5,780.42	3,572.91	22,566.55	24.50	39,149.44
Miscellaneous Operating	30,829.46	23,762.02	6,408.49	35,970.61	33.19	97,003.77
<b>Total Expenditures</b>	<b>\$ 177,778.91</b>	<b>\$ 169,288.46</b>	<b>\$ 90,659.65</b>	<b>\$ 366,000.38</b>	<b>\$ 2,753.86</b>	<b>\$ 806,481.26</b>

<b>METHOD OF FINANCING</b>
----------------------------

Fund 0001	\$ -	\$ -	\$ -	\$ -	\$ -	\$ -
Fund 0009	177,778.91	169,288.46	90,659.65	366,000.38	2,753.86	806,481.26
<b>TOTAL</b>	<b>\$ 177,778.91</b>	<b>\$ 169,288.46</b>	<b>\$ 90,659.65</b>	<b>\$ 366,000.38</b>	<b>\$ 2,753.86</b>	<b>\$ 806,481.26</b>

\* Property of US Army

\*\* Expenditures charged to aircraft not in service

**UNAUDITED**

**Texas Parks and Wildlife Department (802)**  
**Appropriation Item Transfer Schedule**  
 For the fiscal year ended August 31, 2013

**STRATEGIES**

**TRANSFERS IN**

**TRANSFERS OUT**

**NET TRANSFERS**

<b>Appropriation Year 2010 - ITEMS OF APPROPRIATION</b>					
<b>Goal D: Manage Capital Programs</b>					
D.1.1	13042	IMPROVEMENTS & MAJOR REPAIRS	\$ -	\$ 682,141.30	\$ 682,141.30
D.1.1	41002	CONSTRUCTION & MAJOR REPAIRS	(683,271.90)	-	(683,271.90)
D.1.1	41005	CONSTRUCTION & MAJOR REPAIRS (PROP 4)	1,130.60	-	1,130.60
<b>Total, Goal D: Indirect Administration</b>			<b>(682,141.30)</b>	<b>682,141.30</b>	<b>-</b>
<b>TOTAL APPROPRIATION ITEM TRANSFERS - AY 2010</b>			<b>\$ (682,141.30)</b>	<b>\$ 682,141.30</b>	<b>\$ -</b>
<b>Appropriation Year 2011 - ITEMS OF APPROPRIATION</b>					
<b>Goal A: Conserve Natural Resources</b>					
A.1.1	13020	WILDLIFE CONSERVATION	\$ (10,000.00)	\$ 150,050.02	\$ 140,050.02
A.1.1	21014	LIC PLATE-WHITETAIL DEER-WL CON	(50.02)	-	(50.02)
A.1.2	13021	TECHNICAL GUIDANCE	(150,000.00)	-	(150,000.00)
A.1.3	13022	HUNTING & WILDLIFE RECREATION	-	10,000.00	10,000.00
A.2.1	13023	INLAND FISHERIES MGMT	-	800,000.00	800,000.00
A.2.1	21017	RDR17-MISC CAP EQUIP-SPORTFISH	(800,000.00)	-	(800,000.00)
A.2.3	13025	COASTAL FISHERIES MGMT	-	300,000.00	300,000.00
A.2.1	21017	RDR17-TRANSP-USFWS GRANT-CF MGM	(300,000.00)	-	(300,000.00)
<b>Total, Goal A: Conserve Natural Resources</b>			<b>(1,260,050.02)</b>	<b>1,260,050.02</b>	<b>-</b>
<b>Goal B: Access to State and Local Parks</b>					
B.1.1	13028	STATE PARK OPERATIONS	47,799.82	8,959.03	56,758.85
B.1.1	51006	OFFICE, FIELD, MARINE & LAB EQUIP	(14,940.58)	-	(14,940.58)
B.1.3	13030	PARKS SUPPORT	-	(47,799.82)	(47,799.82)
<b>Total, Goal B: Access to State and Local Parks</b>			<b>32,859.24</b>	<b>(38,840.79)</b>	<b>(5,981.55)</b>
<b>Goal C: Increase Awareness and Compliance</b>					
C.1.1	51005	VEHICLE PURCHASES	-	(22,653.80)	(22,653.80)
C.1.1	51006	MISC CAP EQUIP-LE - RESTRICTED	22,653.80	-	22,653.80
C.2.4	13039	OUTREACH-EDUCATION	134.78	-	134.78
<b>Total, Goal C: Increase Awareness and Compliance</b>			<b>22,788.58</b>	<b>(22,653.80)</b>	<b>134.78</b>
<b>Goal D: Manage Capital Programs</b>					
D.1.1	41002	CONSTRUCTION & MAJOR REPAIRS	5,846.77	-	5,846.77
<b>Total, Goal D: Manage Capital Programs</b>			<b>5,846.77</b>	<b>-</b>	<b>5,846.77</b>
<b>Goal E: Indirect Administration</b>					
E.1.1	13800	CENTRAL ADMINISTRATION	-	(10,000.00)	(10,000.00)
E.1.2	13801	INFORMATION RESOURCES	10,000.00	-	10,000.00
<b>Total, Goal E: Indirect Administration</b>			<b>10,000.00</b>	<b>(10,000.00)</b>	<b>-</b>
<b>TOTAL APPROPRIATION ITEM TRANSFERS - AY 2011</b>			<b>\$ (1,188,555.43)</b>	<b>\$ 1,188,555.43</b>	<b>\$ -</b>
<b>Appropriation Year 2012 - ITEMS OF APPROPRIATION</b>					
<b>Goal A: Conserve Natural Resources</b>					
A.1.1	13020	WILDLIFE CONSERVATION	\$ (950,000.00)	\$ 1,562,167.00	\$ 612,167.00
A.1.2	13021	TECHNICAL GUIDANCE	(700,000.00)	(63,273.33)	(763,273.33)
A.1.3	13022	HUNTING & WILDLIFE RECREATION	163,273.33	(62,000.00)	101,273.33
A.1.3	22027	APPN OF RECEIPTS GR-D ACCOUNTS	-	(100,000.00)	(100,000.00)
A.2.1	13023	INLAND FISHERIES MGMT	(105,292.47)	-	(105,292.47)
A.2.1	22027	APPN OF RECEIPTS GR-D ACCOUNTS	-	(492,996.00)	(492,996.00)
A.2.3	13025	COASTAL FISHERIES MGMT	1,302,080.59	133,000.00	1,435,080.59

**UNAUDITED**

**Texas Parks and Wildlife Department (802)**  
**Appropriation Item Transfer Schedule (Continued)**  
 For the fiscal year ended August 31, 2013

STRATEGIES			TRANSFERS IN	TRANSFERS OUT	NET TRANSFERS
A.2.3	22027	APPN OF RECEIPTS GR-D ACCOUNTS	-	(657,967.00)	(657,967.00)
A.2.4	13026	COASTAL HATCHERIES OPERATIONS	-	50,000.00	50,000.00
A.2.4	22011	RDR-CONCESSIONS	(50,000.00)	-	(50,000.00)
<b>Total, Goal A: Conserve Natural Resources</b>			<b>(339,938.55)</b>	<b>368,930.67</b>	<b>28,992.12</b>
<b>Goal B: Access to State and Local Parks</b>					
B.1.1	13028	STATE PARK OPERATIONS	1,307,545.37	157,000.00	1,464,545.37
B.1.1	22027	APPN OF RECEIPTS GR-D ACCOUNTS	-	(1,200,094.00)	(1,200,094.00)
B.1.2	13029	PARKS MINOR REPAIR PROGRAM	190,000.00	(6,849.52)	183,150.48
B.1.2	22027	APPN OF RECEIPTS GR-D ACCOUNTS	-	(250,000.00)	(250,000.00)
B.1.2	52010	PARKS MINOR REPAIR PROGRAM	108,975.33	-	108,975.33
B.1.3	13030	PARKS SUPPORT	-	(226,471.18)	(226,471.18)
B.2.1	13031	LOCAL PARK GRANTS	(137,295.43)	-	(137,295.43)
B.2.2	13032	BOATING ACCESS & OTHER GRANTS	-	137,295.43	137,295.43
<b>Total, Goal B: Access to State and Local Parks</b>			<b>1,469,225.27</b>	<b>(1,389,119.27)</b>	<b>80,106.00</b>
<b>Goal C: Increase Awareness and Compliance</b>					
C.1.1	13033	ENFORCEMENT PROGRAMS	87,145.93	1,003,126.59	1,090,272.52
C.1.1	22017	BORDER SECURITY	-	30,000.00	30,000.00
C.1.2	13034	WARDEN TRAINING ACADEMY	-	(78,461.50)	(78,461.50)
C.1.3	13035	LAW ENFORCEMENT SUPPORT	26,929.65	(8,684.43)	18,245.22
C.2.1	13036	HUNTER & BOATER EDUCATION	(20,000.00)	(2,408.26)	(22,408.26)
C.2.2	13037	TP&W MAGAZINE	-	(9,380.06)	(9,380.06)
C.2.3	13038	PROMOTE TPWD EFFORTS	124,330.85	18,760.11	143,090.96
C.2.3	22027	APPN OF RECEIPTS GR-D ACCOUNTS	-	(100,000.00)	(100,000.00)
C.2.4	13039	OUTREACH AND EDUCATION	(50,000.00)	(61,279.10)	(111,279.10)
C.3.1	13040	LICENSE ISSUANCE	231,468.08	-	231,468.08
<b>Total, Goal C: Increase Awareness and Compliance</b>			<b>399,874.51</b>	<b>791,673.35</b>	<b>1,191,547.86</b>
<b>Goal D: Manage Capital Programs</b>					
D.1.1	13042	IMPROVEMENTS & MAJOR REPAIRS	(1,077,000.00)	(8,317,810.57)	(9,394,810.57)
D.1.1	42002	CONSTRUCTION & MAJOR REPAIRS	8,287,050.61	-	8,287,050.61
D.1.2	13043	LAND ACQUISITION	(70,000.00)	-	(70,000.00)
D.1.3	13044	INFRASTRUCTURE ADMINISTRATION	-	(447,477.65)	(447,477.65)
<b>Total, Goal D: Manage Capital Programs</b>			<b>7,140,050.61</b>	<b>(8,765,288.22)</b>	<b>(1,625,237.61)</b>
<b>Goal E: Indirect Administration</b>					
E.1.1	13800	CENTRAL ADMINISTRATION	575,064.63	(199,690.39)	375,374.24
E.1.1	22027	APPN OF RECEIPTS GR-D ACCOUNTS	-	(527,833.00)	(527,833.00)
E.1.2	13801	INFORMATION RESOURCES	662,540.05	(28,337.63)	634,202.42
E.1.2	22027	APPN OF RECEIPTS GR-D ACCOUNTS	-	(200,000.00)	(200,000.00)
E.1.3	13802	OTHER SUPPORT SERVICES	(42,000.00)	84,847.97	42,847.97
<b>Total, Goal E: Indirect Administration</b>			<b>1,195,604.68</b>	<b>(871,013.05)</b>	<b>324,591.63</b>
<b>TOTAL APPROPRIATION ITEM TRANSFERS - AY 2012</b>			<b>\$ 9,864,816.52</b>	<b>\$ (9,864,816.52)</b>	<b>\$ -</b>
<b>Appropriation Year 2013 - ITEMS OF APPROPRIATION</b>					
<b>Goal A: Conserve Natural Resources</b>					
A.1.1	13020	WILDLIFE CONSERVATION	\$ 1,223,334.00	\$ (1,598,566.00)	\$ (375,232.00)
A.1.1	22009	RD-9 STATE OWNED HOUSING AUTHORIZATION	25,000.00	-	25,000.00
A.1.1	22010	RD-10 LICENSE PLATE RECEIPTS	195,232.00	-	195,232.00
A.1.1	22027	APPN OF RECEIPTS GR-D ACCOUNTS	-	(733,334.00)	(733,334.00)
A.1.1	22820	FUND 9 APPNS/ART IX, SEC. 18.20	733,334.00	-	733,334.00
A.1.1	52005	TRANSPORTATION-WL CONSERV	110,000.00	-	110,000.00

UNAUDITED

Texas Parks and Wildlife Department (802)  
 Appropriation Item Transfer Schedule (Continued)  
 For the fiscal year ended August 31, 2013

STRATEGIES

TRANSFERS IN

TRANSFERS OUT

NET TRANSFERS

STRATEGIES			TRANSFERS IN	TRANSFERS OUT	NET TRANSFERS
A.1.1	52006	PURCHS OF EQUIP-WILDLIFE CNS	100,000.00	-	100,000.00
A.1.2	13021	TECHNICAL GUIDANCE	459,959.00	-	459,959.00
A.1.3	13022	HUNTING & WILDLIFE RECREATION	277,421.00	(100,000.00)	177,421.00
A.1.3	22027	APPN OF RECEIPTS GR-D ACCOUNTS	-	(100,000.00)	(100,000.00)
A.1.3	22820	FUND 9 APPNS/ART IX, SEC. 18.20	100,000.00	-	100,000.00
A.2.1	13023	INLAND FISHERIES MGMT	1,691,525.00	(1,018,914.00)	672,611.00
A.2.1	22010	RD-10 LICENSE PLATE RECEIPTS	21,151.00	-	21,151.00
A.2.1	22016	FISH & SHELLFISH ADVISORIES	10,000.00	-	10,000.00
A.2.1	22019	STATEWIDE AQUATIC VEGETATION MGMT	263,346.00	-	263,346.00
A.2.1	22027	APPN OF RECEIPTS GR-D ACCOUNTS	-	(683,333.00)	(683,333.00)
A.2.1	22820	FUND 9 APPNS/ART IX, SEC. 18.20	683,333.00	-	683,333.00
A.2.1	52005	TRANSPORTATION-IF-MGMT	31,834.00	-	31,834.00
A.2.1	52006	MISC CAPITAL EQUIPMENT-IF MGMT	9,250.00	-	9,250.00
A.2.2	13024	INLAND HATCHERIES OPERATIONS	-	(50,500.00)	(50,500.00)
A.2.2	22009	RD-9 STATE OWNED HOUSING AUTHORIZATION	21,000.00	-	21,000.00
A.2.2	52005	TRANSPORTATION-IF HATCHERIES	14,500.00	-	14,500.00
A.2.2	52006	MISC CAPITAL EQUIPMENT-IF HATCH	15,000.00	-	15,000.00
A.2.3	13025	COASTAL FISHERIES MGMT	683,333.00	(763,667.00)	(80,334.00)
A.2.3	22010	RD-10 LICENSE PLATE RECEIPTS	20,500.00	-	20,500.00
A.2.3	22016	FISH & SHELLFISH ADVISORIES	10,000.00	-	10,000.00
A.2.3	22027	APPN OF RECEIPTS GR-D ACCOUNTS	-	(683,333.00)	(683,333.00)
A.2.3	22820	FUND 9 APPNS/ART IX, SEC. 18.20	683,333.00	-	683,333.00
A.2.3	52005	TRANSPORTATION-CF MGMT	43,334.00	-	43,334.00
A.2.3	52006	MISC CAPITAL EQUIPMENT-CF MGMT	6,500.00	-	6,500.00
A.2.4	13026	COASTAL HATCHERIES OPERATIONS	-	(75,500.00)	(75,500.00)
A.2.4	22009	RD-9 STATE OWNED HOUSING AUTHORIZATION	5,500.00	-	5,500.00
A.2.4	22011	RDR-CONCESSIONS	50,000.00	-	50,000.00
A.2.4	52005	PURCHS OF VEHICLES-CF HATCH OP	20,000.00	-	20,000.00
<b>Total, Goal A: Conserve Natural Resources</b>			<b>7,507,719.00</b>	<b>(5,807,147.00)</b>	<b>1,700,572.00</b>
<b>Goal B: Access to State and Local Parks</b>					
B.1.1	13028	STATE PARK OPERATIONS	2,750,000.00	(3,600,950.50)	(850,950.50)
B.1.1	22010	RD-10 LICENSE PLATE RECEIPTS	101,866.00	-	101,866.00
B.1.1	22027	APPN OF RECEIPTS GR-D ACCOUNTS	-	(2,750,000.00)	(2,750,000.00)
B.1.1	52005	TRANSPORTATION-SP	1,485,642.00	-	1,485,642.00
B.1.1	52006	MISC CAPITAL EQUIPMENT-SP	652,073.00	-	652,073.00
B.1.2	13029	PARKS MINOR REPAIR PROGRAM	250,000.00	(2,769,602.00)	(2,519,602.00)
B.1.2	22027	APPN OF RECEIPTS GR-D ACCOUNTS	-	(250,000.00)	(250,000.00)
B.1.2	52010	PARKS MINOR REPAIR PROGRAM	3,059,602.00	-	3,059,602.00
B.1.3	13030	PARKS SUPPORT	46,856.00	-	46,856.00
B.2.1	13031	LOCAL PARK GRANTS	24,181.93	(12,500.00)	11,681.93
B.2.1	52005	TRANSPORTATION-LPARKS GRANTS	25,000.00	-	25,000.00
B.2.2	13032	BOATING ACCESS & OTHER GRANTS	5,900.00	(206,681.93)	(200,781.93)
B.2.2	22036	OFF-HIGHWAY VEHICLE PROGRAM	170,000.00	(40,000.00)	130,000.00
<b>Total, Goal B: Access to State and Local Parks</b>			<b>8,571,120.93</b>	<b>(9,629,734.43)</b>	<b>(1,058,613.50)</b>
<b>Goal C: Increase Awareness and Compliance</b>					
C.1.1	13033	ENFORCEMENT PROGRAMS	2,461,334.00	(7,892,303.00)	(5,430,969.00)
C.1.1	22017	BORDER SECURITY	1,887,596.00	-	1,887,596.00
C.1.1	22820	FUND 9 APPNS/ART IX, SEC. 18.20	-	(2,461,334.00)	(2,461,334.00)

**UNAUDITED**

**Texas Parks and Wildlife Department (802)**  
**Appropriation Item Transfer Schedule (Concluded)**  
 For the fiscal year ended August 31, 2013

STRATEGIES			TRANSFERS IN	TRANSFERS OUT	NET TRANSFERS
C.1.1	52005	TRANSPORTATION-LE	890,500.00	-	890,500.00
C.1.2	13034	WARDEN TRAINING ACADEMY	620,000.00	(147,000.00)	473,000.00
C.1.2	22031	EXCP FOR GAME WARDEN CADET MEALS	147,000.00	-	147,000.00
C.1.3	13035	LAW ENFORCEMENT SUPPORT	404,451.00	-	404,451.00
C.1.3	22820	FUND 9 APPNS/ART IX, SEC. 18.20	-	(252,548.00)	(252,548.00)
C.2.1	13036	HUNTER & BOATER EDUCATION	240,796.00	-	240,796.00
C.2.2	13037	TP&W-MAGAZINE	-	(29,044.00)	(29,044.00)
C.2.3	13038	PROMOTE TPWD EFFORTS	645,750.00	(148,750.00)	497,000.00
C.2.3	22010	RD-10 LICENSE PLATE RECEIPTS	30,250.00	-	30,250.00
C.2.3	22027	APPN OF RECEIPTS GR-D ACCOUNTS	-	(100,000.00)	(100,000.00)
C.2.3	22820	FUND 9 APPNS/ART IX, SEC. 18.20	100,000.00	-	100,000.00
C.2.3	52006	MISC CAP EQUIP-COMM PRODUCTS &	18,500.00	-	18,500.00
C.2.4	13039	OUTREACH AND EDUCATION	100,000.00	-	100,000.00
C.3.1	13040	LICENSE ISSUANCE	-	(3,663,050.00)	(3,663,050.00)
C.3.1	22012	PAYMENTS TO LICENSE AGENTS	3,657,000.00	-	3,657,000.00
C.3.2	13041	BOAT REGISTRATION & TITLING	111,351.00	-	111,351.00
<b>Total, Goal C: Increase Awareness and Compliance</b>			<b>11,314,528.00</b>	<b>(14,694,029.00)</b>	<b>(3,379,501.00)</b>
<b>Goal D: Manage Capital Programs</b>					
D.1.1	13042	IMPROVEMENTS & MAJOR REPAIRS	32,982,881.00	(44,164,498.00)	(11,181,617.00)
D.1.1	22026	COASTAL EROSION IAC	11,233,960.00	-	11,233,960.00
D.1.1	42002	CONSTRUCTION & MAJOR REPAIRS	32,856,093.00	(32,856,093.00)	-
D.1.1	52012	LEASE PAYMENTS TO MLPP	74,445.00	-	74,445.00
D.1.2	13043	LAND ACQUISITION	105,295.00	-	105,295.00
D.1.3	13044	INFRASTRUCTURE ADMINISTRATION	837,797.00	(599,077.00)	238,720.00
D.1.3	52005	TRANSPORTATION-INFRA PROG ADM	111,077.00	-	111,077.00
<b>Total, Goal D: Manage Capital Programs</b>			<b>78,201,548.00</b>	<b>(77,619,668.00)</b>	<b>581,880.00</b>
<b>Goal E: Indirect Administration</b>					
E.1.1	13800	CENTRAL ADMINISTRATION	1,090,662.50	(879,838.00)	210,824.50
E.1.1	22027	APPN OF RECEIPTS GR-D ACCOUNTS	527,832.00	-	527,832.00
E.1.1	22820	FUND 9 APPNS/ART IX, SEC. 18.20	527,832.00	(527,832.00)	-
E.1.2	13801	INFORMATION RESOURCES	1,645,096.00	(5,088,488.00)	(3,443,392.00)
E.1.2	22027	APPN OF RECEIPTS GR-D ACCOUNTS	0.00	(200,000.00)	(200,000.00)
E.1.2	22820	FUND 9 APPNS/ART IX, SEC. 18.20	200,000.00	-	200,000.00
E.1.2	52003	M-FRAME UPGRADES, COMPUTERS & EQUIP	1,130,753.00	-	1,130,753.00
E.1.2	52150	DATA CENTER CONSOLIDATION	3,757,735.00	-	3,757,735.00
E.1.3	13802	OTHER SUPPORT SERVICES	90,000.00	(118,090.00)	(28,090.00)
<b>Total, Goal E: Indirect Administration</b>			<b>8,969,910.50</b>	<b>(6,814,248.00)</b>	<b>2,155,662.50</b>
<b>TOTAL APPROPRIATION ITEM TRANSFERS - AY 2013</b>			<b>\$114,564,826.43</b>	<b>(\$114,564,826.43)</b>	<b>\$ -</b>

Note: This schedule does not include Benefit Replacement Pay (BRP), Rider Reduction and Fringe Benefits transfers.

UNAUDITED

Texas Parks and Wildlife Department (802)  
 Schedule of Itemized Purchase  
 For the fiscal year ended August 31, 2013

PO #	VENDOR NAME	PO TOTAL	ITEM DESCRIPTION	JUSTIFICATION FOR PROPRIETARY PURCHASES
441437	IMAGE ACCESS INC	\$ 18,682.00	Knowledge Imaging Center walk-up copying system (SP)	Image Access Inc. is the sole creator and developer of KIC Systems. Image Access Inc. has sole US and Canadian distribution rights for sales and service of KIC systems to the North American College & University and sole world distribution rights for KIC.
440792	HOUSTON PIPE LINE CO LP	\$ 3,778.20	Radio Tower Space Lease - San Antonio	Due to the proximity of the Gregory tower to the relay base station, radio signals can be relayed to La Port Communication Center which enhances Game Warden safety. No other site available in the area can meet the height requirements of 265ft above ground or exceed specifications without degrading the agency's performance and Law Enforcement mission
440520	TEXAS WOLFCOM	\$ 8,250.00	Clara Cox- Wolfcom specialized cameras-	No other multi function camera on the market provides all of the features needed by law enforcement. The Texas WolfCom camera includes a microphone for law enforcement radio system, video recording, data & time stamp, GPS coordinates, infrared LEDs, audio recording, night vision, loop recording, motion detecting, and the ability to take photos while recording.
440145	HYDROTECH ZS CONSULTING	\$ 16,855.40	Upgrade MS5 data sonde units to 4 compact MS units per RFQ 802-13-23387	Compact MS units customized solid one-piece housing which reduces unit's buoyancy, reduces risk of leaks and damage and extends deployment capabilities. This is the only unit capable of providing these unique functionalities. In addition, the purchases of these units is necessary to remain consistent with current units and the integration of old and new data. The ability of researchers to gather, analyze, compile and support resource data plays vital role.
438385	OZONIA NORTH AMERICA	\$ 8,100.00	Reactor modules for Ozonia CF7 Ozone Generator (property # 177971) - produces ozone for water clarity and purification at TFFC	Replacement parts for the Ozone generator are only available through Ozonia North America. These modules are proprietary to the design of the generator specific to the manufacturer. Modules last approximately 5 years and the generator was purchased in 2006. The modules cannot be repaired or recycled and must be replaced for the ozone generator to function.
438360	PIER 19 MARINE FUELS INC	\$ 2,278.00	Diesel fuel for the 65' PV Murchison.	Pier 19 Marine Fuels Inc. is the only vendor available to fill up the 65' Captain Murchison after normal working hours, weekends and holidays.
438169	KINSEYS ARCHERY PRODUCTS INC	\$ 16,352.90	COM: O&EDU: EXPLORE BOWHUNTER KITS	Kinsey's Archery products is the only company to fully assemble all 44 components of the Explore Bow Hunting Kits and is the sole source for the board game "The White's Tale" that is exclusive to the Explore Bow hunting program. "The White's Tail" is a program necessary per the Archery Trade Association. Kinsey's Archery Products is the only authorized dealer to sell Explore Bow Hunting Kits.
438038	PIER 19 MARINE FUELS INC	\$ 3,052.50	Diesel fuel for 65' PV Captain Murchison.	Pier 19 Marine Fuels Inc. is the only vendor available to fill up the 65' Captain Murchison after normal working hours, weekends and holidays.
437967	PROMAX SYSTEMS	\$ 12,159.98	Turn-key video editing system for Lee Smith (COM)	ProMAX system is configured for optimum operation with Adobe Creative Suite 6 Production Premium 6. current graphic programs and computers will not satisfy usage because the configuration of all the specific elements allow increased speed, HD/SD multiple format processing and animation and optimum efficiency of Adobe CS6 Suite
437888	CARGILL INC	\$ 9,564.00	FY14 BISON FEED, for Texas State Bison Herd @ Caprock Canyons SP	Due to a lack of rain at Caprock Canyon SP, little grass is on the prairie to sustain the herd of Bison. The Bison must be fed a special blend of feed due to the specific need for a protein content of 12.5%, along with other pertinent amounts of fat, fiber, calcium, phosphorus, salt, sodium, potassium, and vitamin A. Cargill is the only manufacturer of the specific feed and will not release the blend for redistribution by other companies. If any other blend is fed to the herd, it could result in death of the cow.
437809	PIER 19 MARINE FUELS INC	\$ 1,973.40	DIESEL FUEL FOR 65' PV CAPTAIN MURCHISON.	Pier 19 Marine Fuels Inc. is the only vendor available to fill up the 65' Captain Murchison after normal working hours, weekends and holidays.
437732	THE PRODUCTIVITY CENTER	\$ 6,035.00	TCLEDDS	Productivity Center Inc. is sole source provider of software application and maintenance report per The Texas Commission of Law Enforcement. The application will enable authorized users to enter or upload data Game Warden and State Park Law Enforcement as required by The Texas Commission on Law Enforcement Officer Standards and Education (TCLEOSE)
437077	JUSTIN STEVENTON	\$ 7,320.00	Shawn Gray - Cyber tracker software updates	Justin Stevenson LLC is the software developer of Cyber tracker software and the sole company capable of meeting software requirement requests. Cyber tracker is used to collect wildlife data and new additions to the program will improve data collection and increase efficiency. The software is the most economical and comprehensive data entry package available but key programming changes to the software are needed to increase accuracy and efficiency.
437000	PIER 19 MARINE FUELS INC	\$ 1,600.66	Diesel fuel for 65' PV Captain Murchison	Pier 19 Marine Fuels Inc. is the only vendor available to fill up the 65' Captain Murchison after normal working hours, weekends and holidays.
436701	PIER 19 MARINE FUELS INC	\$ 2,179.20	Diesel fuel for 65' PV Captain Murchison.	Pier 19 Marine Fuels Inc. is the only vendor available to fill up the 65' Captain Murchison after normal working hours, weekends and holidays.
436674	SOUTHWICK ASSOCIATES INC	\$ 7,500.00	Report participation, expenditures and economic impacts for fishing in Texas in 2011 using the 2011 USFWS National Survey of Fishing, Hunting and Wildlife-Associated Recreation (Survey), augmented with state license data.	Southwick Assoc is only entity that performs analysis to needed level of detail. Vendor has been performing economic impact and pricing analyses for state fish and wildlife agencies since 1990. They have 12 uniquely qualified staff and has prepped the data as a result of recent similar efforts for other states and NGO. Vendor has authored computer routines to extract the data needed for this effort and has previously developed report templates.



UNAUDITED

Texas Parks and Wildlife Department (802)  
 Schedule of Itemized Purchase (Continued)  
 For the fiscal year ended August 31, 2013

PO #	VENDOR NAME	PO TOTAL	ITEM DESCRIPTION	JUSTIFICATION FOR PROPRIETARY PURCHASES
436568	STEVE UNTERBRINK	\$ 6,204.00	Boat Storage Lease - Riviera - COL	Only storage facility in Riviera Texas that can accommodate 10, 22 foot boats used by Law Enforcement patrols in the area. Close proximity to the launch accessing the bay and rivers aids in reducing response time to emergency situations.
436071	COMFORT AIR ENGINEERING INC	\$ 11,250.00	VAV Box Installation for Small WL conference room in A-200 area - Jay Roberson	Comfort Air is the company monitoring the current HVAC building management system. Previous attempts for other HVAC contractors resulted in delays, wrong installation requirements and those contractors having to sub-contract Comfort Air to complete the job. "Sole sourcing" Comfort Air eliminates installation and programming issues, and provides a smoother transition into the current building management system.
435648	PIER 19 MARINE FUELS INC	\$ 1,818.00	DIESEL FUEL FOR 65' PV CAPTAIN MURCHISON	Pier 19 Marine Fuels Inc. is the only vendor available to fill up the 65' Captain Murchison after normal working hours, weekends and holidays.
435500	SPECIALTIES UNLIMITED INTERNATIONAL	\$ 5,395.75	Lapel pins for the TX Master Naturalist and the TX Nature Trackers programs	Specialties Unlimited International DBA Pin source is the only organization granted authority to reproduce the TMN, TNT & THO Programs copyrighted and trademarked images. Pins are awarded to Texas Master Naturalist, Texas Nature Tracker & TX Hummingbird Observers based on the number of volunteered service hours.
435373	MOLECULAR RESEARCH LP	\$ 4,800.00	SOIL ANALYSIS	Molecular Research LP has partnered with St. Edwards University for several years after outcompeting other laboratories with the lowest price of SEU's regular laboratory analysis needs. SEU has volunteered their time in assisting TPWD with soil analysis; however, relies on Molecular Research LP for DNA analysis of soil samples
435263	PIER 19 MARINE FUELS INC	\$ 1,840.00	DIESEL FUEL FOR 65' PV CAPTAIN MURCHISON.	Pier 19 Marine Fuels Inc. is the only vendor available to fill up the 65' Captain Murchison after normal working hours, weekends and holidays.
435120	PROFILES INTERNATIONAL INC	\$ 7,600.00	Profile XT Team Analysis	Profiles International Inc. is the sole provider of profiles on seated cadet classes, as of 2003 and at present holds a large database of collected assessment profiles of Cadet Assessments for TPWD Law Enforcement Division. Use of Profile XT relates to attracting and placing minorities as recommended by TPWD Law Enforcement Diversity Task Force Study.
435093	MCDONALD PROPERTIES STORAGE	\$ 11,520.00	Boat Storage Lease - Buchanan Dam	Only boat storage facility able to accommodate 12 Law Enforcement boats in close proximity of Lake LBJ and Lake Buchanan for quick emergency response
434857	HYDROTECH ZS CONSULTING	\$ 7,423.00	DS 5 Multi-probe water quality measuring instrument w/ NX7 rugged hand help PDA unit	Hydrotech's custom DS5 Minisonde multiprobe is ideally suited for use in conducting water resource sampling and data collection. It reduces buoyancy, the risk of leaks and costly damage & repairs, and extend deployment capabilities. BIDs were sent to (11) DIR vendors; however only (5) no bids were received.
433983	BECKMAN COULTER INC	\$ 12,718.80	Total Plus Support Service Agreement for CEQ8000 Genetic Analysis System and Marketed Computer at Perry R Bass Marine Fisheries Research Station per RFQ 802-13-21092	Vendor is original equipment manufacturer and the only vendor that can supply manufacturer authorized and approved personnel and proprietary tools and supplies necessary to provide required technical support and expertise for on-site full service maintenance.
433794	HOUSTON-GALVESTON AREA COUNCIL	\$ 5,500.00	2012 imagery for the Houston Galveston Area Council's (HGAC) 13 County Region including Harris and Galveston counties	Imagery is not available through TPWD GIS lab and at this time only available through HGAC. HGAC is the only source for 1 ft. and 6 in. resolution imagery, which is needed to delineate vegetation and habitat sites.
433703	TRIPLE D PUMP CO INC	\$ 8,738.62	Replacement pumps for Post Oak and Day use #1 Lift Station	Replacement of Triple D pumps with new Triple D pumps. Attempts for bids resulted in finding pumps that would not work properly with current equipment in the lift station. All control panel products are Triple D and require specific compatibility.
432107	ROLLING FRITO LAY SALES LP	\$ 4,855.79	Weekly delivery of Frito Lay products for resale	In order to provide service equivalent to customer expectation, Frito-Lay products must be purchased to provide quality products with a wide variety compared to other manufacturers. Frito Lay offers effective wholesale, higher quality and faster delivery with a wider product selection.
431757	COCA COLA ENTERPRISES INC	\$ 7,165.78	Estimate - Coca Cola products for resale at Inks Lake SP store	In order to provide service equivalent to customer expectation, Coca Cola products must be purchased to provide quality beverages with a wide variety compared to other manufacturers. Coca Cola offers effective wholesale, higher quality and faster delivery with a wider product selection.
430600	PIN FOUNDATIONS INC	\$ 47,008.00	P#126458 - Diamond Pier for Sheldon Lake State Park	Pin Foundations Inc. is the sole manufacturer and distributor of the engineered foundation system needed to construct a boardwalk. The Foundation system is pre engineered and site specific, will provide minimum to no impact on soils and has a high ability to withstand flooding, wetland conditions or hurricanes.
430362	D J CASE AND ASSOCIATES INC	\$ 20,000.00	COM: Outreach--National Research Project for Agency	Multi year follow-up of a national research project conducted by Dr. Stephen Kellert who now works with DJ Case & Associates. DJ Case & Associates is a leader in the field of human dimensions and communications in natural resources conservation and new research will be recorded to Dr. Kellert's original findings. This is a 3 phase process and this purchase supports phase 1 and includes full partnership with US Fish & Wildlife Service, non-governmental organizations, foundations and industry in phases 2 and 3.
429987	PEPSI BOTTLING GROUP LLC	\$ 11,683.45	Estimated Drinks for Resale at Inks Lake SP	In order to provide service equivalent to customer expectation, Pepsi Co products must be purchased to provide quality beverages with a wide variety compared to other manufacturers. Pepsi Co offers effective wholesale, higher quality and faster delivery with a wider product selection.

**UNAUDITED**

**Texas Parks and Wildlife Department (802)**  
**Schedule of Itemized Purchase (Concluded)**  
 For the fiscal year ended August 31, 2013

<u>PO #</u>	<u>VENDOR NAME</u>	<u>PO TOTAL</u>	<u>ITEM DESCRIPTION</u>	<u>JUSTIFICATION FOR PROPRIETARY PURCHASES</u>
428814	CARGILL INC	\$ 9,564.00	FY13 BISON FEED, for Texas State Bison Herd @ Caprock Canyons SP	Due to a lack of rain at Caprock Canyon SP, little grass is on the prairie to sustain the herd of Bison. The Bison must be fed a special blend of feed due to the specific need for a protein content of 12.5%, along with other pertinent amounts of fat, fiber, calcium, phosphorus, salt, sodium, potassium, and vitamin A. Cargill is the only manufacturer of the specific feed and will not release the blend for redistribution by other companies. If any other blend is fed to the herd, it could result in death of the cow.
428720	FC BUSINESS INTELLIGENCE LIMITED	\$ 8,500.00	Conference Registration-includes passes, trade show space rental, marketing presence for TPWD Artificial Reef Program-2012 DecomWorld Decommissioning & Abandonment Summit-Gulf of Mexico, March 19-21, 2013 @Royal Sonesta Hotel Houston.	There is no other known conference in similar size and scope that has documented prior return on investment for the Department in terms of future donations to TPWD's Artificial Reef Program. The Program display is featured prominently on the conference floor and prior year attendance has yielded significant donations to the Program which far outweigh the costs. No state owned or state occupied facility is adequate to hold such a conference.
428179	PIER 19 MARINE FUELS INC	\$ 1,366.80	Diesel fuel for 65' PV Captain Murchison.	Pier 19 Marine Fuels Inc. is the only vendor available to fill up the 65' Captain Murchison after normal working hours, weekends and holidays.
428057	GENE CODES CORPORATION	\$ 650.00	maintenance software agreement for calendar year 2013. TPWD contact is William Karel 361-972-5483.	Gene Codes Corporation is the Sole Source Vendor of Sequencer software maintenance agreements in North America.
427660	GEOCOIN CLUB LLC	\$ 15,000.00	PATHTAGS - UNIQUE SINGLE-SIDED, CUSTOM DESIGNED METAL TAGS	Geocoin Club LLC is the exclusive manufacturer of Path tags. Path tags are custom souvenir/collectible items that are popular with the geocaching community. TPWD State Parks endorses geocaching and sees opportunity to expand revenue through selling Path tags, which are often confused with but more popular than Geocoins.
427637	ATLAS COPCO COMPRESSORS LLC	\$ 2,660.00	Air compressor maintenance/service plan	Atlas Copco is the manufacturer and authorized seller/servicer of the air compressor installed at Possum Kingdom Fisher Hatchery. No technician other than Atlas Copco techs are allowed to service or repair Atlas Copco Compressors. Atlas Copco competitors cannot purchase the correct OEM parts for repair and use of non-OEM parts cause mechanical problems to compressors.
427329	DEAD EYE SUPPLY INC	\$ 19,000.00	COM: EDU: SAFETY PLUGS	Dead eye supply holds a patent on Saf-T Plugs needed for 22 rifle and shotguns. They are the sole manufacturer and distributor of the product needed. The specific plugs are the only ones that are visibly available, readily seen in the chamber at a distance, signify the fireman is open and unloaded and have designed to fit about every shotgun.

**UNAUDITED**

**Texas Parks and Wildlife Department (802)  
 Schedule of State-Owned or Leased Vehicles Used by State Employees  
 For the fiscal year ended August 31, 2013**

<u>EMPLOYEE NAME</u>	<u>DIVISION</u>	<u>JOB TITLE</u>	<u>REASON</u>
The individuals listed below are required to drive state vehicles to or from work to ensure that vital agency functions are performed.			
Alvizo, Marco	Law Enforcement	Captain Game Warden	On 24-hour call
Balderamas, Henry	Law Enforcement	Captain Game Warden	On 24-hour call
Balkcom, Quint	Law Enforcement	Captain Game Warden	On 24-hour call
Baronet, Bryan	Law Enforcement	Lieutenant Game Warden	On 24-hour call
Barton, Jacob	State Parks	Park Specialist II/PPO - Franklin Mtns - R1	On 24-hour call
Bengtson, Shawn	State Parks	Lieutenant State Park Police	On 24-hour call
Bigham, Thomas	State Parks	Lieutenant State Park Police	On 24-hour call
Bussey, Jason	Law Enforcement	Lieutenant Game Warden	On 24-hour call
Canan, Pat	Law Enforcement	Captain Game Warden	On 24-hour call
Carter, Jeff	Law Enforcement	Captain Game Warden	On 24-hour call
Carter, Joe	Executive Office	Major Game Warden	On 24-hour call
Casterline, Les	Law Enforcement	Lieutenant Game Warden	On 24-hour call
Cervantes, Fernando	Law Enforcement	Captain Game Warden	On 24-hour call
Champlin, Billy	Law Enforcement	Lieutenant Game Warden	On 24-hour call
Coronado, Ramiro	Law Enforcement	Captain Game Warden	On 24-hour call
Davis, Chris	Executive Office	Captain Game Warden	On 24-hour call
Davis, Jason	Law Enforcement	Captain Game Warden	On 24-hour call
Davis, Kevin	Law Enforcement	Captain Game Warden	On 24-hour call
Davis, Scott	Law Enforcement	Captain Game Warden	On 24-hour call
Davis, Tracy	Law Enforcement	Major Game Warden	On 24-hour call
Dolle, Roger	State Parks	Lieutenant State Park Police	On 24-hour call
Dunks, James	Law Enforcement	Captain Game Warden	On 24-hour call
Elmore, Tim	State Parks	Park Ranger IV/PPO - Cedar Hill R6	On 24-hour call
Finch, Lee	Law Enforcement	Assistant Chief Game Warden Pilot	On 24-hour call
French, Robert	Law Enforcement	Lieutenant Game Warden	On 24-hour call
Geer, Jeffrey	State Parks	Lieutenant State Park Police	On 24-hour call
Gerth, Keith	Law Enforcement	Assistant Chief Game Warden	On 24-hour call
Gillenwaters, Jeff	Law Enforcement	Major Game Warden	On 24-hour call
Gleinser, John	State Parks	Lieutenant State Park Police	On 24-hour call
Gordon, Jerry	Law Enforcement	Lieutenant Game Warden	On 24-hour call
Gray, Jonathan	Executive Office	Assistant Chief Game Warden	On 24-hour call
Guinn, Brad	Law Enforcement	Lieutenant Game Warden	On 24-hour call
Hanson, Mike	Law Enforcement	Captain Game Warden	On 24-hour call
Harmon, Nick	Law Enforcement	Captain Game Warden	On 24-hour call
Havis, Dwayne	Law Enforcement	Lieutenant Game Warden Pilot	On 24-hour call
Heaton, Johnny	Law Enforcement	Captain Game Warden	On 24-hour call
Howard, Eric	Law Enforcement	Game Warden Recruiter	On 24-hour call
Huebner, Jason	Law Enforcement	Lieutenant Game Warden	On 24-hour call
Hufstедler, Drew	State Parks	Park Specialist II/PPO - Devils River - R1	On 24-hour call
Huggins, Doug	State Parks	Regional Law Enforcement Lieutenant State Park Police	On 24-hour call
Hunter, Forrest Craig	Law Enforcement	Director, Law Enforcement	On 24-hour call
Jenkins, Tom	Law Enforcement	Captain Game Warden	On 24-hour call
Jones, Chad	Law Enforcement	Captain Game Warden	On 24-hour call
Jones, Grahame	Law Enforcement	Chief Game Warden	On 24-hour call
Jurk, Scott	Law Enforcement	Captain Game Warden	On 24-hour call
Kemp, Jennifer	Law Enforcement	Lieutenant Game Warden	On 24-hour call
Levens, Robert	Law Enforcement	Captain Game Warden	On 24-hour call
Longoria, Johnny	Law Enforcement	Lieutenant Game Warden	On 24-hour call
Loudermilk, Lacy	Law Enforcement	Captain Game Warden	On 24-hour call
Malonson, Kevin	Law Enforcement	Lieutenant Game Warden	On 24-hour call
Masur, Michael Wes	State Parks	Program Director - State Parks Law Enforcement	On 24-hour call
Mayes, Rex	Law Enforcement	Captain Game Warden	On 24-hour call
McDonald, Kevin	Law Enforcement	Captain Game Warden	On 24-hour call
Melinchuk, Ross	Executive Office	Deputy Executive Director, Natural Resources	On 24-hour call
Mitchell, Mike	Law Enforcement	Lieutenant Game Warden	On 24-hour call
Modgling, David	Law Enforcement	Captain Game Warden	On 24-hour call
Morse, Michael	Law Enforcement	Captain Game Warden	On 24-hour call
Murray, David	Law Enforcement	Major Game Warden	On 24-hour call
Murray, Toby	Law Enforcement	Lieutenant Game Warden	On 24-hour call

**UNAUDITED**

**Texas Parks and Wildlife Department (802)**  
**Schedule of State-Owned or Leased Vehicles Used by State Employees (Concluded)**  
 For the fiscal year ended August 31, 2013

<u>EMPLOYEE NAME</u>	<u>DIVISION</u>	<u>JOB TITLE</u>	<u>REASON</u>
The individuals listed below are required to drive state vehicles to or from work to ensure that vital agency functions are performed.			
Norton, Anthony	Law Enforcement	Lieutenant Game Warden	On 24-hour call
Ousley, Rod	Law Enforcement	Captain Game Warden	On 24-hour call
Ozuna, Andy	Law Enforcement	Lieutenant Game Warden	On 24-hour call
Philips, Jeffrey Shawn	Law Enforcement	Captain Game Warden	On 24-hour call
Porter, James	Law Enforcement	Captain Game Warden	On 24-hour call
Potts, Teri	Law Enforcement	Captain Game Warden	On 24-hour call
Ranft, Jim	Law Enforcement	Captain Game Warden	On 24-hour call
Rather, Lewis	Law Enforcement	Lieutenant Game Warden	On 24-hour call
Reed, Bryan,	Law Enforcement	Lieutenant Game Warden	On 24-hour call
Reeder, Brandi	Law Enforcement	Assistant Chief Game Warden	On 24-hour call
Rincon, Fernando	State Parks	Park Specialist II/PPO - Franklin Mtns - R1	On 24-hour call
Ruiz, Fred	Law Enforcement	Captain Game Warden	On 24-hour call
Seamands, Doug	Law Enforcement	Major Game Warden	On 24-hour call
Shaw, Danny	Law Enforcement	Deputy Director, Law Enforcement	On 24-hour call
Shewmake, Trey	Law Enforcement	Lieutenant Game Warden	On 24-hour call
Skeen, William	Law Enforcement	Major Game Warden	On 24-hour call
Smith, Aaron	Law Enforcement	Lieutenant Game Warden	On 24-hour call
Smith, Carter	Executive Office	Executive Director	On 24-hour call
Spears, Ray	Law Enforcement	Captain Game Warden	On 24-hour call
Stone, Glen E.	State Parks	Park Ranger III/PPO - Cooper Lake Doctors Creek	On 24-hour call
Swofford, Cliff	Law Enforcement	Lieutenant Game Warden	On 24-hour call
Tamez, Marvin	Law Enforcement	Captain Game Warden	On 24-hour call
Tanuz, Edward	Law Enforcement	Captain Game Warden	On 24-hour call
Teague, Alan	Law Enforcement	Major Game Warden	On 24-hour call
Teeler, Gary	Law Enforcement	Assistant Chief Game Warden	On 24-hour call
Vaca, Scott	Law Enforcement	Assistant Chief Game Warden	On 24-hour call
Vanderroest, Ron	Law Enforcement	Captain Game Warden	On 24-hour call
Watson, Kenneth	State Parks	Lieutenant State Park Police	On 24-hour call
Wilkes, Malcolm	Law Enforcement	Captain Game Warden	On 24-hour call
Williford, Greg	Law Enforcement	Captain Game Warden	On 24-hour call
Yates, Ronnie	Law Enforcement	Lieutenant Game Warden	On 24-hour call
Young, Larry E.	Law Enforcement	Major Game Warden	On 24-hour call



**UNAUDITED**

Texas Parks and Wildlife Department (802)  
**Schedule of Vehicles Purchased (Continued)**  
 For the fiscal year ended August 31, 2013

Description	Purchase Price	Custodian	Fuel Efficiency Town	Fuel Efficiency Highway
2013 CHEVY 1500 CREW CAB 4X4	\$ 26,118.00	SCOTT SNYDER	15	21
2013 CHEVY 1500 CREW CAB 4X4	\$ 26,118.00	SCOTT SNYDER	15	21
2013 CHEVY 1500 CREW CAB 4X4	\$ 26,118.00	SCOTT SNYDER	15	21
2013 CHEVY 1500 CREW CAB 4X4	\$ 26,118.00	SCOTT SNYDER	15	21
2013 CHEVY 1500 CREW CAB 4X4	\$ 26,118.00	SCOTT SNYDER	15	21
2013 CHEVY 1500 CREW CAB 4X4	\$ 26,118.00	SCOTT SNYDER	15	21
2013 CHEVY 1500 CREW CAB 4X4	\$ 26,118.00	SCOTT SNYDER	15	21
2013 CHEVY 1500 CREW CAB 4X4	\$ 26,118.00	SCOTT SNYDER	15	21
2013 CHEVY 1500 CREW CAB 4X4	\$ 26,118.00	SCOTT SNYDER	15	21
2013 CHEVY 1500 CREW CAB 4X4	\$ 26,118.00	SCOTT SNYDER	15	21
2013 CHEVY 1500 CREW CAB 4X4	\$ 26,118.00	SCOTT SNYDER	15	21
2013 CHEVY 1500 CREW CAB 4X4	\$ 26,118.00	SCOTT SNYDER	15	21
2013 CHEVY 1500 CREW CAB 4X4	\$ 26,118.00	SCOTT SNYDER	15	21
2013 CHEVY 1500 CREW CAB 4X4	\$ 26,118.00	SCOTT SNYDER	15	21
2013 CHEVY 1500 CREW CAB 4X4	\$ 26,118.00	SCOTT SNYDER	15	21
2013 CHEVY 1500 CREW CAB 4X4	\$ 26,118.00	SCOTT SNYDER	15	21
2013 CHEVY 1500 CREW CAB 4X4	\$ 26,118.00	SCOTT SNYDER	15	21
2013 CHEVY 1500 CREW CAB 4X4	\$ 26,118.00	SCOTT SNYDER	15	21
2013 CHEVY 1500 CREW CAB 4X4	\$ 26,118.00	SCOTT SNYDER	15	21
2013 CHEVY 1500 CREW CAB 4X4	\$ 26,118.00	SCOTT SNYDER	15	21
2013 CHEVY 1500 CREW CAB 4X4	\$ 26,118.00	SCOTT SNYDER	15	21
2013 CHEVY 1500 CREW CAB 4X4	\$ 26,118.00	SCOTT SNYDER	15	21
2013 CHEVY 1500 CREW CAB 4X4	\$ 26,118.00	SCOTT SNYDER	15	21
2013 CHEVY 1500 CREW CAB 4X4	\$ 26,118.00	SCOTT SNYDER	15	21
2013 CHEVY 1500 CREW CAB 4X4	\$ 26,118.00	SCOTT SNYDER	15	21
2013 CHEVY 1500 CREW CAB 4X4	\$ 26,118.00	SCOTT SNYDER	15	21
2013 CHEVY 1500 CREW CAB 4X4	\$ 26,118.00	SCOTT SNYDER	15	21
2013 CHEVY 1500 CREW CAB 4X4	\$ 26,118.00	SCOTT SNYDER	15	21
2013 CHEVY 1500 CREW CAB 4X4	\$ 26,118.00	SCOTT SNYDER	15	21
2013 CHEVY 1500 CREW CAB 4X4	\$ 26,118.00	SCOTT SNYDER	15	21
2013 CHEVY 1500 CREW CAB 4X4	\$ 26,118.00	SCOTT SNYDER	15	21
2013 CHEVY 1500 CREW CAB 4X4	\$ 26,118.00	SCOTT SNYDER	15	21
2013 CHEVY 1500 CREW CAB 4X4	\$ 26,118.00	SCOTT SNYDER	15	21
2013 CHEVY 1500 CREW CAB 4X4	\$ 26,118.00	SCOTT SNYDER	15	21
2013 CHEVY 1500 CREW CAB 4X4	\$ 26,118.00	SCOTT SNYDER	15	21
2013 CHEVY 1500 CREW CAB 4X4	\$ 26,118.00	SCOTT SNYDER	15	21
2013 CHEVY 1500 CREW CAB 4X4	\$ 26,118.00	SCOTT SNYDER	15	21
2013 CHEVY 1500 CREW CAB 4X4	\$ 26,118.00	SCOTT SNYDER	15	21
2013 CHEVY 1500 CREW CAB 4X4	\$ 26,118.00	SCOTT SNYDER	15	21
2013 CHEVY 1500 CREW CAB 4X4	\$ 26,118.00	SCOTT SNYDER	15	21
2013 CHEVY 1500 CREW CAB 4X4	\$ 26,118.00	SCOTT SNYDER	15	21
2013 CHEVY 2500 CREW CAB 4X4	\$ 27,883.76	CHAD ELLIS	15	21
2013 DODGE 1500 CREW CAB 4X2	\$ 22,297.25	DAVID TIEDT	14	19
2013 DODGE 1500 CREW CAB 4X4	\$ 25,571.00	KRISTI GLENWINKLE	14	19
2013 DODGE 1500 CREW CAB 4X4	\$ 23,555.25	DAVID TIEDT	14	19
2013 DODGE 2500 CREW CAB 4X4	\$ 25,383.00	KRISTI GLENWINKLE	NA	NA
2013 FORD E350 VAN 4X2	\$ 24,429.34	DAVID TIEDT	NA	NA
2013 FORD E350 VAN 4X2	\$ 24,429.34	DAVID TIEDT	NA	NA
2013 FORD E350 VAN 4X2	\$ 24,429.34	DAVID TIEDT	NA	NA

UNAUDITED

Texas Parks and Wildlife Department (802)  
**Schedule of Vehicles Purchased (Concluded)**  
 For the fiscal year ended August 31, 2013

Description	Purchase Price	Custodian	Fuel Efficiency Town	Fuel Efficiency Highway
2013 FORD EXPEDITION XLT 4X2	\$ 36,369.00	ROBIN REICHERS	14	20
2013 FORD F-150 EXT CAB 4X2	\$ 21,134.00	SCOTT SNYDER	15	21
2013 FORD F-150 EXT CAB 4X2	\$ 21,134.00	SCOTT SNYDER	15	21
2013 FORD F-150 EXT CAB 4X4	\$ 24,973.00	SCOTT SNYDER	14	19
2013 FORD F-150 REG CAB 4X2	\$ 17,629.00	SCOTT SNYDER	15	21
2013 FORD F250 CREW CAB 4X2	\$ 24,590.68	CARLOS BONNOT	NA	NA
2013 FORD F250 CREW CAB 4X2	\$ 22,360.37	RODNEY GAMEZ	NA	NA
2013 FORD F250 CREW CAB 4X2	\$ 30,388.00	DAVID TIEDT	NA	NA
2013 FORD F250 CREW CAB 4X2	\$ 30,388.00	DAVID TIEDT	NA	NA
2013 FORD F250 CREW CAB 4X2	\$ 32,956.00	SHERI HARPER	NA	NA
2013 FORD F250 CREW CAB 4X2	\$ 32,650.00	SHERI HARPER	NA	NA
2013 FORD F250 EXT CAB 4X2	\$ 28,418.87	DAVID TIEDT	NA	NA
2013 FORD F250 EXT CAB 4X2	\$ 28,418.87	DAVID TIEDT	NA	NA
2013 FORD F250 EXT CAB 4X2	\$ 28,418.87	DAVID TIEDT	NA	NA
2013 FORD F250 EXT CAB 4X2	\$ 28,418.87	DAVID TIEDT	NA	NA
2013 FORD F250 EXT CAB 4X2	\$ 28,418.87	DAVID TIEDT	NA	NA
2013 FORD F250 EXT CAB 4X2	\$ 28,418.87	DAVID TIEDT	NA	NA
2013 FORD F250 EXT CAB 4X4	\$ 31,484.85	DAVID TIEDT	NA	NA
2013 FORD F350 CREW CAB 4X2	\$ 32,173.97	DAVID TIEDT	NA	NA
2013 FORD F350 CREW CAB 4X2	\$ 33,649.00	SHERI HARPER	NA	NA
2013 FORD F450 CREW CAB 4X2	\$ 38,963.37	DAVID TIEDT	NA	NA
2013 FORD F450 CREW CAB 4X2	\$ 38,963.37	DAVID TIEDT	NA	NA
2013 FORD F450 CREW CAB 4X2	\$ 38,963.37	DAVID TIEDT	NA	NA
2013 FORD F450 CREW CAB 4X2	\$ 38,963.37	DAVID TIEDT	NA	NA
2013 FORD F550 CREW CAB 4X4	\$ 46,764.00	DAVID TIEDT	NA	NA
2013 TOYOTA TACOMA 4X4	\$ 27,666.85	KRISTI GLENWINKLE	16	21
2014 CHEVROLET 1500 CREW CAB 4X4	\$ 25,165.00	KRISTI GLENWINKLE	16	22
2014 CHEVROLET 2500 CREW CAB 4X4	\$ 27,022.24	KRISTI GLENWINKLE	NA	NA
2014 CHEVROLET 2500 CREW CAB 4X4	\$ 30,096.80	SCOTT SNYDER	NA	NA
2014 FORD EXPLORER 4X2	\$ 23,641.27	DAVID TIEDT	17	24
2014 FORD EXPLORER 4X2	\$ 23,361.77	SCOTT SNYDER	17	24
2014 FORD EXPLORER 4X4	\$ 23,753.86	CARL WARREN	17	24
2014 FORD F150 CREW CAB 4X2	\$ 22,874.00	SCOTT SNYDER	15	21
2014 FORD F150 CREW CAB 4X2	\$ 22,874.00	SCOTT SNYDER	15	21
2014 FORD F150 CREW CAB 4X2	\$ 22,874.00	SCOTT SNYDER	15	21
2014 FORD F150 CREW CAB 4X2	\$ 22,874.00	SCOTT SNYDER	15	21
2014 FORD F150 EXT CAB 4X4	\$ 23,078.00	SCOTT SNYDER	15	21
2014 FORD F150 REG CAB 4X2	\$ 20,235.00	SCOTT SNYDER	16	21
2014 FORD F150 REG CAB 4X2	\$ 20,235.00	SCOTT SNYDER	16	21
2014 FORD F150 REG CAB 4X4	\$ 21,297.44	SCOTT SNYDER	16	21
2014 FORD F250 EXT CAB 4X4	\$ 24,936.21	SCOTT SNYDER	NA	NA
2014 FORD F250 EXT CAB 4X4	\$ 24,994.00	SCOTT SNYDER	NA	NA
2014 FORD F250 REG CAB 4X4	\$ 22,891.00	SCOTT SNYDER	NA	NA

N/A - By law, manufacturers are not required to provide mileage on vehicles over 8,500 GVWR (Gross Vehicle Weight Rating).

UNAUDITED

Texas Parks and Wildlife Department (802)  
 Schedule of Space Occupied  
 For the fiscal year ended August 31, 2013

Location	Address	Lessor	Lease No.
<b>STATE OWNED</b>			
San Angelo Fisheries & WL Office	Abilene	-	-
Alpine LEO	Alpine	-	-
Alpine Regional Office	Alpine	-	-
Texas Freshwater Fisheries Center	Athens	-	-
Austin License and Registration	Austin	-	-
Austin Headquarters Complex	Austin	-	-
Austin HQ Fitness Center	Austin	-	-
Austin HQ Warehouse	Austin	-	-
McKinney Falls SP	Austin	-	-
Hill County SNA - Louise Merrick Unit	Bandera	-	-
Bastrop SP	Bastrop	-	-
Nannie M Stringfellow WMA	Bay City	-	-
Colorado Bend SP	Bend	-	-
Big Spring SP	Big Spring	-	-
Blanco SP	Blanco	-	-
Bonham SP	Bonham	-	-
Kickapoo Cavern SP	Brackettville	-	-
Bronte Law Enforcement	Bronte	-	-
Brownsville Field Station	Brownsville	-	-
Lake Brownwood SP	Brownwood	-	-
Granger WMA	Burnet	-	-
Inks Lake SP	Burnet	-	-
Possum Kingdom SP	Caddo	-	-
Choke Canyon SP - Calliham Unit	Calliham	-	-
Palo Duro Canyon SP	Canyon	-	-
Cedar Hill SP	Cedar Hill	-	-
Fort Boggy SP	Centerville	-	-
Cleburne SP	Cleburne	-	-
Seminole Canyon SHS	Comstock	-	-
Cooper Lake SP - Doctors Creek Unit	Cooper	-	-
CCA/CPL Marine Development Center	Corpus Christi	-	-
Corrigan Law Enforcement	Corrigan	-	-
Chaparral WMA	Cotulla	-	-
Daingerfield SP	Daingerfield	-	-
Devils River SNA	Del Rio	-	-
Eisenhower SP	Denison	-	-
Dickinson Marine Lab	Dickinson	-	-
Franklin Mountains SP	El Paso	-	-
Dundee FH	Electra	-	-
Purtis Creek SP	Eustace	-	-
Fairfield Lake SP	Fairfield	-	-
Falcon SP	Falcon Heights	-	-
Fort Davis Field Office	Fort Davis	-	-
Davis Mountains SP	Fort Davis	-	-
Indian Lodge	Fort Davis	-	-
Fort Stockton Law Enforcement Office	Fort Stockton	-	-
Fort Worth Fisheries Office	Fort Worth	-	-
Fort Worth Law Enforcement Office	Fort Worth	-	-
Enchanted Rock SNA	Fredericksburg	-	-
Dinosaur Valley SP	Glen Rose	-	-
Goliad SHP	Goliad	-	-
Palmetto SP	Gonzales	-	-
Possum Kingdom FH	Graford	-	-
Mission Tejas SHP	Grapeland	-	-
Texas Game Warden Training Center	Hamilton	-	-
Sheldon SP	Houston	-	-
Kerr WMA	Hunt	-	-
Huntsville SP	Huntsville	-	-
Fort Richardson SHP	Jacksboro	-	-
Galveston Island SP	Jamaica Beach	-	-
Martin Dies Jr SP	Jasper	-	-
Wildlife District 6 Office - Jasper	Jasper	-	-
Pedernales Falls SP	Johnson City	-	-
South Llano River SP	Junction	-	-
Caddo Lake SP	Karnack	-	-
Kerrville Office	Kerrville	-	-
Killeen LEO	Killeen	-	-
Monument Hill/Kreische Brewery SHP	La Grange	-	-
Battleship Texas SHP	La Porte	-	-
San Jacinto Battleground SHP	La Porte	-	-
Sea Center Texas	Lake Jackson	-	-



UNAUDITED

Texas Parks and Wildlife Department (802)  
 Schedule of Space Occupied (Continued)  
 For the fiscal year ended August 31, 2013

Type	Usable Square Feet	FTEs	Rental Per Month		2013 Actual Annual Cost
			Cost Per Square Foot	Cost Per Month	
STATE OWNED					
-	1200	-	\$	-	\$
-	36	-	-	-	-
-	25,218	-	-	-	-
-	67,120	-	-	-	-
-	42,944	-	-	-	-
-	140,672	-	-	-	-
-	1,274	-	-	-	-
-	2,440	-	-	-	-
-	23,625	-	-	-	-
-	63,316	-	-	-	-
-	60,868	-	-	-	-
-	12,553	-	-	-	-
-	4,217	-	-	-	-
-	6,336	-	-	-	-
-	5,601	-	-	-	-
-	16,520	-	-	-	-
-	15,314	-	-	-	-
-	576	-	-	-	-
-	5,640	-	-	-	-
-	36,139	-	-	-	-
-	332	-	-	-	-
-	31,731	-	-	-	-
-	12,807	-	-	-	-
-	28,647	-	-	-	-
-	27,853	-	-	-	-
-	46,917	-	-	-	-
-	1,110	-	-	-	-
-	12,881	-	-	-	-
-	10,988	-	-	-	-
-	6,016	-	-	-	-
-	23,732	-	-	-	-
-	1,040	-	-	-	-
-	5,164	-	-	-	-
-	10,986	-	-	-	-
-	12,900	-	-	-	-
-	21,898	-	-	-	-
-	15,003	-	-	-	-
-	1,224	-	-	-	-
-	8,046	-	-	-	-
-	5,637	-	-	-	-
-	14,973	-	-	-	-
-	16,568	-	-	-	-
-	96	-	-	-	-
-	2,704	-	-	-	-
-	48,540	-	-	-	-
-	90	-	-	-	-
-	10,479	-	-	-	-
-	3,357	-	-	-	-
-	11,551	-	-	-	-
-	16,036	-	-	-	-
-	25,387	-	-	-	-
-	5,586	-	-	-	-
-	18,884	-	-	-	-
-	9,453	-	-	-	-
-	39,244	-	-	-	-
-	16,442	-	-	-	-
-	5,998	-	-	-	-
-	7,927	-	-	-	-
-	15,803	-	-	-	-
-	11,603	-	-	-	-
-	1,295	-	-	-	-
-	11,881	-	-	-	-
-	18,965	-	-	-	-
-	16,069	-	-	-	-
-	25,527	-	-	-	-
-	224	-	-	-	-
-	80	-	-	-	-
-	14,733	-	-	-	-
-	2,046	-	-	-	-
-	19,465	-	-	-	-
-	34,872	-	-	-	-

UNAUDITED

Texas Parks and Wildlife Department (802)  
 Schedule of Space Occupied (Continued)  
 For the fiscal year ended August 31, 2013

Location	Address	Lessor	Lease No.
<b>STATE OWNED</b>			
Lake Casa Blanca SP	Laredo		
Lake Somerville SP - Nails Creek Unit	Ledbetter		
Lindale WMA	Lindale		
Lake Livingston SP	Livingston		
Lockhart SP	Lockhart		
Lockney LEO	Lockney		
Lubbock Regional Center	Lubbock		
Lufkin Law Enforcement Office	Lufkin		
Village Creek SP	Lumberton		
Big Bend Ranch SP	Marfa		
Fort Leaton SHP	Marfa		
Lake Corpus Christi SP	Mathis		
Meridian SP	Meridian		
Fort Parker SP	Mexia		
Midland Law Enforcement Office	Midland		
Lake Mineral Wells SP	Mineral Wells		
Bentsen-Rio Grande Valley SP	Mission		
Monahans Sandhills SP	Monahans		
Mother Neff SP	Moody		
Heart of the Hills Fishery	Mountain Home		
Brazos Bend SP	Needville		
Resaca de la Palma SP	Olmito		
Matador WMA	Paducah		
Perry R Bass Marine Research Station	Palacios		
Lake Palestine	Palestine		
Ray Roberts Lake SP - Isle du Bois Unit	Pilot Point		
Mustang Island SP	Port Aransas		
J D Murphree WMA	Port Arthur		
Port Lavaca WMA	Port Lavaca		
Port O'Connor Fisheries Lab	Port O'Connor		
Lake Texoma Fisheries Lab	Pottsboro		
Copper Breaks SP	Quanah		
Caprock Canyons SP	Quitaque		
Lake Falcon	Rio Grande City		
Rochelle LEO	Rochelle		
Goose Island SP	Rockport		
Rockport Marine Lab	Rockport		
Rockport Office	Rockport		
San Angelo FH	San Angelo		
San Angelo Law Enforcement Office	San Angelo		
San Angelo SP	San Angelo		
Government Canyon SP	San Antonio		
Stephen F Austin SHP	San Felipe		
A E Wood FH	San Marcos		
Lake Kemp Game Warden Camp	Seymour		
Lake Somerville SP - Birch Creek Unit	Somerville		
Guadalupe River SP	Spring Branch		
Lyndon B Johnson SHP	Stonewall		
Cooper Lake SP - South Sulphur Unit	Sulphur Springs		
Lake Tawakoni WMA	Sulphur Springs		
Martin Creek Lake SP	Tatum		
Gus Engeling WMA	Tennessee Colony		
Barton Warnock Center	Terlingua		
James Daughtry WMA	Tilden		
Balmorhea SP	Toyahvale		
Abilene SP	Tuscola		
Old Sabine Bottom WMA	Tyler		
Parks Regional Office - Tyler	Tyler		
The Nature Center (Tyler)	Tyler		
Tyler FH	Tyler		
Tyler SP	Tyler		
Lost Maples SNA	Vanderpool		
Vega LEO	Vega		
Rocksprings	Victoria		
Waco Office	Waco		
Washington on the Brazos SHP	Washington		
World Birding Center - Weslaco	Weslaco		
Lake Whitney SP	Whitney		
Lake Arrowhead SP	Wichita Falls		
Lake Tawakoni SP	Wills Point		

UNAUDITED

Texas Parks and Wildlife Department (802)  
 Schedule of Space Occupied (Continued)  
 For the fiscal year ended August 31, 2013

Type	Usable Square Feet	FTEs	Rental Per Month		2013 Actual Annual Cost
			Cost Per Square Foot	Cost Per Month	
STATE OWNED					
-	9,699	-	-	-	-
-	8,338	-	-	-	-
-	4,500	-	-	-	-
-	20,727	-	-	-	-
-	13,704	-	-	-	-
-	48	-	-	-	-
-	7,545	-	-	-	-
-	64	-	-	-	-
-	9,076	-	-	-	-
-	25,978	-	-	-	-
-	31,576	-	-	-	-
-	12,975	-	-	-	-
-	14,526	-	-	-	-
-	6,027	-	-	-	-
-	92	-	-	-	-
-	35,746	-	-	-	-
-	10,576	-	-	-	-
-	9,705	-	-	-	-
-	10,901	-	-	-	-
-	22,737	-	-	-	-
-	15,119	-	-	-	-
-	7,749	-	-	-	-
-	8,112	-	-	-	-
-	13,628	-	-	-	-
-	90	-	-	-	-
-	28,064	-	-	-	-
-	9,898	-	-	-	-
-	9,339	-	-	-	-
-	160	-	-	-	-
-	4,975	-	-	-	-
-	5,688	-	-	-	-
-	9,106	-	-	-	-
-	6,629	-	-	-	-
-	62	-	-	-	-
-	80	-	-	-	-
-	16,962	-	-	-	-
-	4,200	-	-	-	-
-	54,148	-	-	-	-
-	4,350	-	-	-	-
-	2,633	-	-	-	-
-	10,190	-	-	-	-
-	7,000	-	-	-	-
-	13,106	-	-	-	-
-	52,998	-	-	-	-
-	85	-	-	-	-
-	14,832	-	-	-	-
-	30,164	-	-	-	-
-	34,856	-	-	-	-
-	8,895	-	-	-	-
-	80	-	-	-	-
-	12,106	-	-	-	-
-	7,540	-	-	-	-
-	15,721	-	-	-	-
-	1,850	-	-	-	-
-	21,648	-	-	-	-
-	16,392	-	-	-	-
-	192	-	-	-	-
-	7,314	-	-	-	-
-	23,594	-	-	-	-
-	3,240	-	-	-	-
-	27,690	-	-	-	-
-	15,476	-	-	-	-
-	92	-	-	-	-
-	90	-	-	-	-
-	7,875	-	-	-	-
-	53,969	-	-	-	-
-	20,663	-	-	-	-
-	17,213	-	-	-	-
-	15,574	-	-	-	-
-	4,466	-	-	-	-
STATE OWNED TOTALS	2,142,842	-	-	-	-

UNAUDITED

Texas Parks and Wildlife Department (802)  
 Schedule of Space Occupied (Continued)  
 For the fiscal year ended August 31, 2013

Location	Address	Lessor	Lease No.
<b>FREE SPACE</b>			
Austin	5805 North Lamar		-
Bryan	5805 North Lamar		-
Columbus	Federal Aviation Admin FW		-
Corpus Christi	6300 Ocean Drive		-
Del Rio	PO Drawer F		-
El Paso	212 North Clark Street		-
El Paso	2 Civic Center Plaza		-
Eules	150 West Park Way		-
Flynn	Draw 808		-
Fort Stockton	103 W Callaghan		-
Fort Worth	PO Box 17300		-
Grand Prairie	PO Box 17300		-
Greenville	2801 Stuart Street		-
Hempstead	25th Street		-
Huntsville	PO Box 2027		-
Lake Tawakoni	PO Box 310		-
Lake Texoma	1645 South 101 East Ave		-
Lake Whitney	PO Box 17300		-
Lake Whitney	PO Box 17300		-
Marshall	5805 North Lamar		-
Matagorda	4233 West Richey Road		-
Menard	5421 Hartwick Rd		-
Moss Hill	15415 Katy Freeway		-
Muenster	11799 W Hwy 82		-
Needville	PO Nox 527		-
Palo Pinto	PO Box 279		-
Purdon	1175 FM 667		-
San Angelo	5805 South Lamar Blvd		-
San Antonio	10711 Burnett Rd Ste 200		-
Sierra Diablo	150 Westpark Way		-
Texarkana	PO Box 17300		-
Van Horn	PO Box 927		-
<b>LEASED</b>			
Alpine	3201 N Hwy 118	Dodson Self Storage	419073
Anahuac	P O Box 811	Elizabeth Gibson	112785
Angelton	12183 County Road 596	Wayne Alexander DBA Edgewater	201319
Austin	6410 Hudson Bend	Lake Travis Marina-Liz Chapman	423975
Austin	103-A Lakeway Drive	Lakeway Marina	201324
Austin	103-A Lakeway Drive	Lakeway Marina	431778
Ballinger	2718 FM 382	C-M Construction	115011
Ballinger	2718 FM 382	C-M Construction	430571
Baytown	4500 N. Main	Baytown Boat & RV Storage	425742
Beaumont	3385 Laurel #204	Beaumont Yacht Club	415582
Belton	3260 Lake Park Rd	Frank's Marina	438136
Benbrook	P O Box 26569	City of Benbrook	125664
Brashear	241 West Oaks Circle	Wallace Boat Storage	217701
Bridge City	745 Jones St	Fabricating Solutions LLC	405373
Brownwood	300 Homer K Taylor Dr	Texas State Technical College	221821
Buchanan Dam	P O Box 21	TJM Properties LP	425426
Buchanan Dam	P O Box 358	McDonald Properties Storage	435093
Burkeville/Newton	10644 Recreation Road	Paw Paw's Self Storage	420474
Canyon Lake	275 Halm Dr	Brad's Boat and RV Storage	218691
Canyon Lake	275 Halm Dr	Brad's Boat and RV Storage	438517
Carthage	P O Box 331	Panola County Freshwater	151050
Cold Spring	P O Box 674	Jeffs Tall Stalls	409683
Cold Spring	3341 St Hwy 156	Jeffs Tall Stalls	434483
College Station	424 Tarrow	A&M Super Storage at Wellborn	201111
College Station	7333 State Highway 6 South	A&M Super Storage at Wellborn	432000
Conroe	15561 Marina Drive	Eagle Nest Enterprises	139494
Corpus Christi	502 Graham Rd	Boat Stop Storage	422070
Corpus Christi	1214 Graham Rd	Calvin Self Properties	175173
Corpus Christi-Calallen	PO Box 10366	Rabalais I&E Constructors	421580
Corpus Christi/Flour Bluff	502 Graham Rd	Boat Stop Storage	440244
Corsicana	1724 W 3rd Avenue	OMI Warehouse #3-Julius Flores	407994
Corsicana	1724 W 3rd Avenue	OMI Warehouse #3-Julius Flores	432475
Crockett	203 Valley Lane	The Space Place	411065
Crockett	203 Valley Lane	The Space Place	438996

UNAUDITED

Texas Parks and Wildlife Department (802)  
 Schedule of Space Occupied (Continued)  
 For the fiscal year ended August 31, 2013

Type	Usable Square Feet	FTEs	Rental Per Month		2013 Actual Annual Cost
			Cost Per Square Foot	Cost Per Month	
<b>FREE SPACE</b>					
Radio Tower	*	-	-	-	-
Radio Tower	9	-	-	-	-
Radio Tower	*	-	-	-	-
Office	5261	-	-	-	-
Radio Tower	*	-	-	-	-
Office	5600	-	-	-	-
Office	*	-	-	-	-
Land	*	-	-	-	-
Radio Tower	*	-	-	-	-
Office	427	-	-	-	-
Land	*	-	-	-	-
Office	*	-	-	-	-
Office	100	-	-	-	-
Radio Tower	20	-	-	-	-
Office	*	-	-	-	-
Radio Tower	*	-	-	-	-
Land	*	-	-	-	-
Land	*	-	-	-	-
Land	*	-	-	-	-
Radio Tower	9	-	-	-	-
Radio Tower	*	-	-	-	-
Land	*	-	-	-	-
Radio Tower	*	-	-	-	-
Radio Tower	*	-	-	-	-
Radio Tower	*	-	-	-	-
Radio Tower	*	-	-	-	-
Office	100	-	-	-	-
Radio Tower	4	-	-	-	-
Office	*	-	-	-	-
Radio Tower	*	-	-	-	-
Land	*	-	-	-	-
Office	120	-	-	-	-
<b>FREE SPACE TOTALS</b>	<b>11,650</b>	<b>-</b>	<b>-</b>	<b>-</b>	<b>-</b>
<b>LEASED</b>					
Boat Storage	200	*	0.65	130.00	1,560.00
Boat Storage	7500	*	0.13	950.00	11,400.00
Boat Storage	1440	*	0.15	222.00	1,332.00
Boat Storage	240	*	0.92	220.00	2,640.00
Boat Storage	*	*	*	150.00	900.00
Boat Storage	240	*	0.63	150.00	900.00
Boat Storage	*	*	*	50.00	250.00
Boat Storage	330	*	0.15	50.00	350.00
Boat Storage	5480	*	0.46	2,529.00	30,348.00
Boat Storage	720	*	0.30	218.00	2,616.00
Boat Storage	144	*	1.22	175.00	175.00
Boat Storage	230	*	0.11	25.00	300.00
Boat Storage	660	*	0.23	150.00	1,800.00
Boat Storage	3500	*	0.16	550.00	6,600.00
Boat Storage	450	*	0.30	135.00	1,620.00
Boat Storage	3060	*	0.24	720.00	6,480.00
Boat Storage	3060	*	0.24	720.00	2,880.00
Boat Storage	1260	*	0.19	235.00	2,820.00
Boat Storage	1440	*	0.24	340.00	3,740.00
Boat Storage	1800	*	0.25	450.00	450.00
Boat Storage	160	*	0.25	40.00	480.00
Boat Storage	2400	*	0.06	150.00	1,050.00
Boat Storage	960	*	0.26	250.00	1,000.00
Boat Storage	1620	*	0.22	360.00	2,160.00
Boat Storage	2022.5	*	0.19	390.00	2,340.00
Boat Storage	1350	*	0.29	390.00	4,680.00
Boat Storage	875	*	0.37	320.00	3,840.00
Boat Storage	6860	*	0.31	2,120.00	25,440.00
Boat Storage	980	*	0.31	300.00	3,600.00
Boat Storage	875	*	0.37	320.00	-
Boat Storage	*	*	*	200.00	1,200.00
Boat Storage	900	*	0.28	250.00	1,500.00
Boat Storage	720	*	0.21	150.00	1,800.00
Boat Storage	*	*	*	170.00	-

UNAUDITED

Texas Parks and Wildlife Department (802)  
 Schedule of Space Occupied (Continued)  
 For the fiscal year ended August 31, 2013

Location	Address	Lessor	Lease No.
<b>LEASED</b>			
Crystal City	2901 North 83	B K Guyler	402748
Del Rio	P O Box 422136	Pierce Land Co	214429
Del Rio	11132 W Hwy 90	Lakeview Storage-Maurice Mock	403419
Del Rio	PO Box 412	Pierce Land Co	432192
Eagle Pass	P O Box 717	Francisco J. Jiminez	407736
Eagle Pass	P O Box 717	Francisco J. Jiminez	433745
Eastland	13601 Highway 6	Wayne Bailey Rentals	426965
El Campo	397 Alene	Jearl Lewing	420803
Ennis	1101 N Mckinney	BC's Storage	217694
Fayetteville	1013 Park Prairie Road	Jimmy J. Scheilack	201564
Fayetteville	1013 Park Prairie Road	Jimmy J. Scheilack	438925
Flint	PO Box 156	John D Bretzke	420620
Fort Worth	8460 Boat Club Rd	Boat Club Rd Storage	413852
Fort Worth	800 E North Side Dr	Tarrant County WCID #1 (Annual)	1124
Freeport	11439 Ashford Haven Dr	J & J Boat Storage John Le	193732
Freeport	4515 Trammel St	Garimar Marine	432516
Galveston	715 Holiday Drive North	GYB Management Services LLC	217670
Garland	5965 Marina Drive	Captain's Cove Marina	415761
George West	P O Box 146	281 Mini Storage	126190
Georgetown	6211 Williams Dr	McDonald Self Storage	419240
Graford	366 North FM 2353	Miller Storage	168314
Graford	PO Box 47	Circle C Storage	430328
Graham	2605 Hwy 16 So	Tommy's Oilwell Drilling Inc	413719
Haskell	1 Ave D	Haskell County	111730
Haskell	1 Ave D	Haskell County	428084
Hemphill	P O Box 251	Bealls' Auto Sales/ C&C Storage	213722
Hemphill	P O Box 251	Bealls' Auto Sales/ C&C Storage	434197
Huffman	720 Second Street	Lake Houston RV & Boat Storage	411147
Houston	9126 Brahms Ln	Culpepper Boat Storage	420536
Ingleside	P O Box 1028	Ingleside Dock and Fuel Company	220051
Jacksonville	300 E Tena St	Berry's Tin Shop	402846
Jacksonville	6018 Graemont Blvd	BZ Equities LLC	436024
Jasper	Rt 3 Box 751	Inboard-Outboard Service	424188
Jefferson	4702 N Hwy 59	Roger's Enterprises	202773
Jefferson	4702 N Hwy 59	Roger's Enterprises	439576
La Porte	9901 Fairmont Parkway	McPearson Service Center	220154
Lake Cypress Springs	P O Box 559	Franklin County Water District	200650
Lake Cypress Springs	P O Box 559	Franklin County Water District	430444
Lake Sam Rayburn Dam	PO Box 533	Circle E Boat Storage	438488
Lakehills	581 Harbour Way	Harbour RV Resort	424804
Lakehills	581 Harbour Way	Harbour RV Resort	439818
Laredo/Lake Casa Blanca SP	5201 Bob Bullock Loop	Webb County	410598
Liberty	P O Box 749	Discount Storage	421577
Livingston	4351 Hwy 190 West	CH Marine Inc	433589
Livingston	4351 Hwy 190 West	CH Marine Inc	420812
Lopeno	1513 Stop 15A	F & M Ramirez LTD	204679
Los Fresnos	41786 FM 510	Laguna Seca Properties	148969
Los Fresnos	41786 FM 510	Laguna Seca Properties	170955
Lufkin	P O Box 3659	George H Henderson Family Partners	408295
Lufkin	P O Box 3659	George H Henderson Family Partners	436234
Matagorda	P O Box 585	Joel L. Colston	427070
Matagorda	P O Box 585	Joel L. Colston	207599
Mathis	207 Stephens Loop	J & R Sleepy Hollow Camp	173248
McAllen	5901 N 10th	North 10th Storage	205004
McAllen	5901 N 10th	North 10th Storage	428095
Midland	500 S Midland Dr	Aztec Storage Center	419765
Mount Pleasant	275 Cr 3207	Mini Storage of Mt Pleasant	202794
Mount Pleasant	P O Box 650	Titus Co Freshwater Supply Dist #1	422167
Nacogdoches	P O Box 633000	Sandra W Vanover	179623
Nacogdoches	P O Box 633000	Sandra W Vanover	440379
New Braunfels	751 Mission Heights	Schertz Properties	198544
Nocona	910 Fayette St	Norval Weaver	198624
Palacios	PO Box 551	Matagorda County Navigation Dist	416982
Palacios	312 1/2 E Koontz	Bayfront RV Park & Boat Storage	440286
Palestine	4801 N Loop 256	Lone Star Secure Storage-Burch	407349
Palestine	4801 N Loop 256	Lone Star Secure Storage-Burch	432125
Pecos	P O Box 929	Town of Pecos City	194363
Port Aransas	P O Box 872	Fairway Stalls (R Mark Grosse)	200491
Port Aransas	P O Box 872	Fairway Stalls (R Mark Grosse)	433683
Port Arthur	8989 Hwy 69	AAA American Mini Storage	414766
Port Arthur	520 Pleasure Pier Blvd	Pleasure Island Commission	420448

UNAUDITED

Texas Parks and Wildlife Department (802)  
 Schedule of Space Occupied (Continued)  
 For the fiscal year ended August 31, 2013

Type	Usable Square Feet	FTEs	Rental Per Month		2013 Actual Annual Cost
			Cost Per Square Foot	Cost Per Month	
<b>LEASED</b>					
Boat Storage	875	*	0.11	100.00	1,200.00
Boat Storage	300	*	1.38	412.50	2,475.00
Boat Storage	480	*	0.19	Annual Pymt	1,100.00
Boat Storage	3960	*	0.10	412.50	2,475.00
Boat Storage	649.6	*	0.38	250.00	1,750.00
Boat Storage	1200	*	0.23	275.00	1,375.00
Boat Storage	200	*	0.30	60.00	720.00
Boat Storage	480	*	0.16	75.00	900.00
Boat Storage	207	*	0.16	Annual Pymt	400.00
Boat Storage	280	*	0.54	150.00	1,800.00
Boat Storage	768	*	0.20	150.00	-
Boat Storage	450	*	0.22	100.00	1,200.00
Boat Storage	700	*	0.36	250.00	3,000.00
Boat Storage	2310	*	0.01	Annual Pymt	100.00
Boat Storage	480	*	0.21	100.00	600.00
Boat Storage	3000	*	0.11	325.00	1,950.00
Boat Storage	1170	*	0.60	700.00	8,400.00
Boat Storage	266	*	0.49	130.00	1,560.00
Boat Storage	700	*	0.43	300.00	3,600.00
Boat Storage	250	*	0.26	65.00	780.00
Boat Storage	450	*	0.29	130.00	650.00
Boat Storage	450	*	0.29	130.00	910.00
Boat Storage	840	*	0.18	150.00	1,800.00
Boat Storage	*	*	*	50.00	100.00
Boat Storage	896	*	0.06	50.00	500.00
Boat Storage	300	*	0.65	195.00	1,560.00
Boat Storage	1080	*	0.21	225.00	900.00
Boat Storage	1440	*	0.25	360.00	2,880.00
Boat Storage	600	*	0.28	170.00	2,040.00
Boat Storage	2880	*	0.42	1,209.60	14,515.20
Boat Storage	2200	*	0.14	300.00	3,600.00
Boat Storage	2500	*	0.26	650.00	1,950.00
Boat Storage	364	*	0.19	70.00	770.00
Boat Storage	320	*	0.47	150.00	1,800.00
Boat Storage	1500	*	0.10	150.00	-
Boat Storage	2880	*	0.42	1,200.00	4,800.00
Boat Storage	*	*	*	100.00	500.00
Boat Storage	240	*	0.42	100.00	700.00
Boat Storage	360	*	0.28	100.00	100.00
Boat Storage	1800	*	0.22	400.00	4,800.00
Boat Storage	*	*	*	500.00	-
Boat Storage	1250	*	0.08	100.00	1,200.00
Boat Storage	1440	*	0.26	375.00	750.00
Boat Storage	1200	*	0.25	300.00	1,500.00
Boat Storage	*	*	*	300.00	2,100.00
Boat Storage	2176	*	0.15	318.27	3,819.24
Boat Storage	7357	*	0.30	2,200.00	26,400.00
Boat Storage	1337	*	0.30	400.00	1,200.00
Boat Storage	1500	*	0.20	300.00	3,000.00
Boat Storage	1440	*	0.21	300.00	600.00
Boat Storage	1680	*	0.17	280.00	3,080.00
Boat Storage	*	*	*	280.00	280.00
Boat Storage	924	*	0.70	650.00	7,800.00
Boat Storage	*	*	*	300.00	600.00
Boat Storage	1000	*	0.30	300.00	3,000.00
Boat Storage	250	*	0.46	115.00	1,380.00
Boat Storage	450	*	0.23	105.00	1,260.00
Boat Storage	1600	*	0.14	225.00	2,700.00
Boat Storage	1200	*	0.27	325.00	3,900.00
Boat Storage	*	*	*	325.00	-
Boat Storage	1800	*	0.29	520.00	4,160.00
Boat Storage	900	*	0.06	50.00	600.00
Boat Storage	5040	*	0.10	500.00	6,000.00
Boat Storage	360	*	0.18	Annual Pymt	780.00
Boat Storage	1700	*	0.20	345.00	2,070.00
Boat Storage	1800	*	0.19	345.00	2,070.00
Boat Storage	*	*	*	Annual Pymt	650.00
Boat Storage	*	*	*	200.00	1,400.00
Boat Storage	768	*	0.29	220.00	1,100.00
Boat Storage	1680	*	0.24	400.00	3,200.00
Boat Storage	850	*	0.21	175.00	2,100.00

UNAUDITED

Texas Parks and Wildlife Department (802)  
 Schedule of Space Occupied (Continued)  
 For the fiscal year ended August 31, 2013

Location	Address	Lessor	Lease No.
<b>LEASED</b>			
Port Isabel	702 Champion Avenue	Port Isabel Park Center	418646
Port Lavaca	1728 W Main St	Howlett's Inc	169267
Port Mansfield	P O Box 222	Dorothy M. Ralston	117735
Powderly	68 County Road 35725	Donald Farmer	220034
Quinlan	P O Box 2946	Walnut Cove Marina	425831
Riviera	Rt 1 Box 26-D	Orville Schonefeld	41590
Riviera	663 South 1546 FM	Steve Unterbrink	436568
Riviera	663 South 1546 FM	Steve Unterbrink	437982
Rockwall	1760 IH 30	Rockwall Mini Storage	155309
Rockwall	1760 IH 30	Rockwall Mini Storage	427833
Salado	9806 Union Grove Park Road	Union Grove Boat & RV Storage	416618
Sam Rayburn	5560 CR 725	All Seasons Storage	203242
San Angelo	6222 US Highway 67 S	Baker Enterprises	407681
San Angelo	34 Cielo Vista Plaza	Red Bluff	407431
San Angelo	5961 Knickerbocker Road	Red Bluff Storage	432292
San Antonio	14156 East Loop 1604 South	Ralph E Joseph	220459
San Antonio	14156 East Loop 1604 South	Ralph E Joseph	441052
San Augustine	RR4 Box 2690	103 Boat Storage	174968
San Augustine	RR4 Box 2690	103 Boat Storage	433649
Sanford/Borger	Sanford Yake Rd & Hi Plains Rd	Lakeview Storage	203397
Seabrook	1900 Shipyard Drive	Seabrook Marina	195527
Seabrook	1900 Shipyard Drive	Seabrook Marina	200504
Seabrook	1900 Shipyard Drive	Seabrook Marina	425385
Seabrook	1900 Shipyard Drive	Seabrook Marina	435114
Seguin	12100 FM 725	Woehler Storage	203002
Seguin	12100 FM 725	Woehler Storage	441031
Silverton	Rt 1 Box 14	MacKenzie Municipal Water Authority	145495
Silverton	Rt 1 Box 14	MacKenzie Municipal Water Authority	431019
Somerville	2509 Becker Drive	Allsport Boat & RV	193682
Spur	HCR 2 Box 127	White River Marina	202854
Temple	4804 Lakesire Circle	Elmer Aridt	415751
Temple	4804 Lakesire Circle	Elmer Aridt	440685
Texas City	4028 Texas Avenue	Twin City Boat Storage	206905
Uvalde	3715 Hwy 90 East	Brent & Misty Gamble Storage	414949
Uvalde	3715 Hwy 90 East	Brent & Misty Gamble Storage	440525
Victoria	469 Schell Rd	American Boat and RV	414737
Whitehouse	P O Box 739	Lake Tyler Marina	178219
Whitehouse	101 Business Park Dr	Conaway Properties	436354
Willis	PO Box 2059	Lochness Storage	410803
Willis	PO Box 2059	Lochness Storage	435187
Wills Point	11526 FM 751	Ermitt Burton Marine	158905
Wylie	P O Box 742585	East Fork Harbor	219854
Zapata	3rd and Lincoln St	F & M Ramirez LTD	222484
Bend	12777 Highway 87 N	Sabine River Authority	120600
Caldwell	218 North Main	B&B Cattle Co	410684
Crockett	1991 SE Loop 304	Jane W. Harkins	426131
Floresville	2295 CR 401	R Edward Schiefelbein, Jr	166929
Fort Stockton	P O Box 1989	Longfellow Ranch Partners	422935
Hebbronville	P O Box 224	J. R. Holbein	69622
Henderson	PO Box 1721	Glenn W Holladay Jr	219483
Hilltop	P O Box 100	Dennis Walker	166252
Rockport	100 Navigation Circle	Aransas County Navigation District No 1	407526
Sierra Blanca	P O Box 187	Joe Tammen	177133
Weslaco	7555 E Windlawn Way	Ballard Family Trust (E. B. Ballard, Jr.)	409750
Weslaco	7555 E Windlawn Way	Ballard Family Trust (Genevieve B. Meadow)	409747
Abilene	281 N Willis	Boykin Investments	1128
Abilene	5325 N. 3rd	Scott Family Enterprises, LLC	1130
Alpine	109 S Cockrell	Johnson Feed & Western Wear	114283
Amarillo	203 W 8th St	TNT Properties Inc	1131
Austin	1340 Airport Commerce Drive	Sfsv Hill Airport Commerce LP	184516
Bastrop	944 Hwy 71 E	Aimed Investments Co	183254
Beaumont	5550 Eastex Freeway	5550 Eastex Frwy LP	177033
Beaumont	5550 Eastex Freeway	Synergy RPC LLC	435168
Brownsville	5460 Paredes Line Rd Ste 201	2MJ Properties LTD	105784
Brownwood	301 Main St	Texas State Technical College	217197
Brownwood	114 Center Ave	Brownwood Enterprises LLC	197321
Buffalo	2706 W Commerce	Buffalo Partners, LTD	215569
Canyon	400 Hwy 60	Paul Blake	43019
Canyon	301 23rd St	West Texas A & M University - Canyon	408880
College Station	12845 FM2154	Southwood West A General Prtnrshp	196756
Corpus Christi	5541 Bear Lane	5541 Bear Lane LC	1021



UNAUDITED

Texas Parks and Wildlife Department (802)  
 Schedule of Space Occupied (Continued)  
 For the fiscal year ended August 31, 2013

Type	Usable Square Feet	FTEs	Rental Per Month		2013 Actual Annual Cost
			Cost Per Square Foot	Cost Per Month	
<b>LEASED</b>					
Boat Storage	1000	*	0.20	200.00	2,400.00
Boat Storage	3600	*	0.26	950.00	11,400.00
Boat Storage	4380	*	0.25	1,110.00	13,320.00
Boat Storage	250	*	0.26	65.00	780.00
Boat Storage	550	*	0.09	50.00	600.00
Boat Storage	*	*	*	1,320.00	13,200.00
Boat Storage	4608	*	0.29	1,320.00	13,200.00
Boat Storage	3200	*	0.44	1,400.00	-
Boat Storage	300	*	0.57	172.00	344.00
Boat Storage	575	*	0.30	172.00	1,720.00
Boat Storage	720	*	0.35	250.00	3,000.00
Boat Storage	384	*	0.25	95.00	1,140.00
Boat Storage	600	*	0.27	160.00	1,920.00
Boat Storage	960	*	0.23	220.00	2,640.00
Boat Storage	960	*	0.26	250.00	1,500.00
Boat Storage	2922	*	0.14	416.00	4,992.00
Boat Storage	3240	*	0.16	512.00	-
Boat Storage	1080	*	0.16	170.00	1,190.00
Boat Storage	1080	*	0.14	150.00	750.00
Boat Storage	200	*	0.30	60.00	720.00
Boat Storage	3360	*	0.27	911.73	911.73
Boat Storage	1184.5	*	0.34	407.00	3,663.00
Boat Storage	3360	*	0.28	926.00	10,186.00
Boat Storage	960	*	0.52	499.00	1,497.00
Boat Storage	330	*	0.86	285.00	3,420.00
Boat Storage	1170	*	0.26	300.00	-
Boat Storage	450	*	0.12	55.00	275.00
Boat Storage	450	*	0.12	55.00	385.00
Boat Storage	600	*	0.12	70.00	840.00
Boat Storage	260	*	0.13	35.00	420.00
Boat Storage	840	*	0.19	160.00	1,920.00
Boat Storage	*	*	*	160.00	-
Boat Storage	5160	*	0.29	1,500.00	18,000.00
Boat Storage	900	*	0.44	400.00	4,800.00
Boat Storage	1260	*	0.34	425.00	-
Boat Storage	360	*	0.21	75.00	900.00
Boat Storage	216	*	0.46	100.00	1,000.00
Boat Storage	1000	*	0.35	350.00	-
Boat Storage	4140	*	0.05	207.00	1,656.00
Boat Storage	1080	*	0.19	207.00	621.00
Boat Storage	952	*	0.50	480.00	5,760.00
Boat Storage	266	*	0.91	242.00	2,904.00
Boat Storage	700	*	2.20	1,538.31	18,459.72
Land	*	*	*	Annual Pymt	1.00
Land	*	*	*	Annual Pymt	1,500.00
Land	*	*	*	Annual Pymt	1,500.00
Land	*	*	*	Bi-Annual Pymt	12,000.00
Land	*	*	*	Annual Pymt	1,750.93
Land	*	*	*	Annual Pymt	1,200.00
Land	*	*	*	Annual Pymt	275.00
Land	*	*	*	Annual Pymt	1,200.00
Land	*	*	*	Annual Pymt	2,946.76
Land	*	*	*	Annual Pymt	1,500.00
Land	*	*	*	Annual Pymt	1,500.00
Land	*	*	*	Annual Pymt	1,500.00
Office Space	1141	5	0.64	727.58	8,730.96
Office Space	5160	4	0.21	1,097.47	13,169.64
Office Space	3025	6	0.50	1,500.00	19,350.00
Office Space	4000	5	0.45	1,799.98	21,984.76
Office Space	40304	25	1.21	48,661.44	583,937.28
Office Space	135	1	2.59	350.00	4,200.00
Office Space	*	*	*	2,798.56	30,784.16
Office Space	2625	5	1.31	3,436.13	3,436.13
Office Space	1380	14	1.41	1,948.57	23,382.84
Office Space	2265	5	0.63	1,415.63	16,987.56
Office Space	1318	5	1.20	1,581.08	18,972.96
Office Space	441	2	1.13	496.61	5,959.32
Office Space	4080	4	0.34	1,393.61	16,723.32
Office Space	897	2	0.61	547.17	6,566.04
Office Space	2090	4	1.20	2,508.00	30,096.00
Office Space	4206	16	0.57	2,411.00	28,932.00

UNAUDITED

Texas Parks and Wildlife Department (802)  
 Schedule of Space Occupied (Continued)  
 For the fiscal year ended August 31, 2013

Location	Address	Lessor	Lease No.
<b>LEASED</b>			
Garland	346 Oaks Trail Ste 200	Colonial Acceptance Corporation	91951
Haltom City	5400 Airport Freeway	JaGee Properties	127587
Houston	10101 Southwest Freeway	HSO Sterling Plaza	156775
Houston	350 N Sam Houston	Boxer Properties	185835
La Grange	111 E Travis St	Fayette Savings	80363
La-Marque	14037 Delaney Road	La Marque Outlet Development	116315
La Porte	117 East A Street	Harris County Treasurer	13482
La Porte	117 East A Street	Harris County Treasurer	429969
Laredo	5119 Bob Bullock Loop	Webb County	404282
Lufkin	4100 S Meadford Dr	Dude Development LTD	173880
Lufkin	1805 E Lufkin Ave	Tri Lufkin	1041
Marshall	3802 E End Blvd South	Pete McCarty	1043
Mathis	9892 FM 3377	Mathis Manufacturing Inc	1048
Menard	104 E. San Saba	Whitson Communications	426343
Midland	4500 W Illinois	Midland Business Center LLC	71670
Mt. Pleasant	212 S Johnson	L.D. Lawler	1097
Nacogdoches	506 Hayer St	USDA-Forest Service-SO for EXPSTA	81269
New Caney	22031 Baptist Encampment Rd	City of Houston	194704
Palacios	2200 Harrison	Kana Rental Properties	185493
Pleasanton	426 West Oaklawn	Donna S Rayes Properties	209832
Port Arthur	601 Channel View	Pleasure Island Commission	70300
Rusk	801 West 6th St	Tosh Retirement Partnership LP	178441
San Antonio	2391 NE Loop 410, Ste 409	Marymont Technology Park	427191
San Antonio	858 W Rhapsody	Schertz Properties LP	58698
San Marcos	300 S CM Allen Pkwy	San Marcos Jackson Square Dev Co	209266
Temple	3615 S General Bruce Dr	RMSJ Investments LTD	161603
Tyler	2122 Old Henderson Hwy	J.W. Clayton	1851
Tyler	3330 S Southwest Loop 323	Commerce Square Corporation	137805
Uvalde	1619 Garner Field Road	Texas Agrilife Research	184425
Uvalde	1619 Garner Field Road	Texas Agrilife Research	427457
Victoria	2805 N Navarro	County of Victoria	90114
Waco	8684 LaVillage Ave	Hoppenstein Properties Inc	1123
Wichita Falls	4822 Kemp Boulevard, Ste 130	WF Retails Investments	420421
Wichita Falls	409 Chester	Vernal L. Huffines	1125
Wimberley	950 FM 2325	Maurer Family Partnership Limited	4338
Alice	3589 W Hwy 44	GTP Towers II LLC	187553
Andrews	303 S Main St	Ben E Brewer	56132
Beaumont	P O Box 409250	Pinnacle Towers Inc	400823
Big Lake	P O Box 100	Reagan County	81900
Burnet	220 S Pierce St	Burnet County	429865
Carrizo Springs	103 North 5th St	Dimmit County	414535
Cedar Hill	P O Box 3728	Clark-Parkerville LP	135717
Clarendon	P O Box 948	Greenbelt Electric Coop	60882
Comanche	Courthouse	Comanche County	431169
Cumby	P O Box 8294	Crossroads Communication	211788
Decatur	488 CR 4228	Warner Radio & Communications	201048
Decatur	488 CR 4228	Warner Radio & Communications	434761
El Dorado	1000 Louisiana Ste 4300	Targa Texas Field Services LP	203577
Electra	P O Box 2247	Tower Rentals	418409
Fluvanna	5811 B West 34th Street	Southplains Communications	180186
Fredericksburg	304 E Orchard St	Jason Barnes	203605
Fritch	P O Box 99	Canadian River Municipal Water	74109
Goliad	P O Box 3000	American Tower	199767
Goodlet	P O Box 1337	Central Communications	195509
Gregory	PO Box 951439	Houston Pipe Line Company LP	440792
Hartley	P O Box 102534	GTP Acquisition Partners II LLC	207663
Hunt	P O Box 4735	Enterprise Texas Pipeline LLC	199304
Lake Mineral Wells	909 W Park Ave	Mooney Construction	209307
Livingston	P O Box 1121	Sam Houston Electric	411817
Los Fresnos	P O Box 1808	Mobile Relays	202982
Mineral Wells	PO Box 933547	SBA Site Management, LLC	144936
New Braunfels	P O Box 409250	Pinnacle Towers Inc	171007
Paris	4801 Lamar Avenue	Airwaves Communications Inc	421814
Pearsall	202 Kelly Drive	Husky Tower Co	420502
Plainview	550 15th St Ste 800	Southwestern Public Service	221535
Purley	P O Box 990	East Texas Broadcastin Inc	211921
Riviera	P O Box 997	Riviera Cellular & Telecommunication	207997
Rock Springs	P O Box 193	Edwards County	176980
Rudolph	P O Box 3000	American Tower	199773
Sonora	P O Box 1455	Sutton County	151534

UNAUDITED

Texas Parks and Wildlife Department (802)  
 Schedule of Space Occupied (Continued)  
 For the fiscal year ended August 31, 2013

Type	Usable Square Feet	FTEs	Rental Per Month		2013 Actual Annual Cost
			Cost Per Square Foot	Cost Per Month	
<b>LEASED</b>					
Office Space	3839	13	1.16	4,453.24	53,438.88
Office Space	6710	10	0.83	5,600.00	67,200.00
Office Space	1808	6	1.42	2,561.33	30,735.96
Office Space	2970	9	1.04	3,095.31	37,143.72
Office Space	1600	5	0.59	945.40	11,344.80
Office Space	1280	17	1.20	1,531.70	18,380.40
Office Space	*	*	*	100.00	400.00
Office Space	708.85	7	0.14	100.00	800.00
Office Space	3281	6	0.81	2,657.61	31,891.32
Office Space	1980	5	1.14	2,265.54	27,228.98
Office Space	12555	2	0.04	500.00	6,000.00
Office Space	2610	4	0.31	812.26	9,747.12
Office Space	4350	4	0.24	1,061.34	12,736.08
Office Space	154	1	1.62	250.00	3,000.00
Office Space	1126	7	0.98	1,106.19	13,274.28
Office Space	3920	2	0.52	2,044.00	24,528.00
Office Space	118	1	1.20	Annual Pymt	1,699.20
Office Space	192	1	*	Annual Pymt	1.00
Office Space	4300	10	0.29	1,244.00	14,928.00
Office Space	866	2	1.24	1,073.84	12,886.08
Office Space	2330	9	0.39	900.00	10,800.00
Office Space	4552	3	0.34	1,557.28	18,687.36
Office Space	4105	12	1.27	5,207.15	31,242.90
Office Space	2805	0	1.19	3,351.23	20,107.38
Office Space	1356	3.5	1.01	1,364.89	16,378.68
Office Space	8726	10	0.45	3,909.26	46,911.12
Office Space	2430	3	0.14	344.35	4,132.20
Office Space	1675	5	0.67	1,116.66	13,399.92
Office Space	*	*	*	200.00	200.00
Office Space	236	5	0.85	200.00	2,200.00
Office Space	2500	13	1.15	2,875.00	34,500.00
Office Space	3000	4	0.34	1,034.56	12,414.72
Office Space	2179	3	1.00	2,179.00	26,148.00
Office Space	3972	4	0.30	1,200.00	14,400.00
Office Space	235	1	0.69	161.25	1,935.00
Radio Tower	*	*	*	400.00	4,800.00
Radio Tower	6	*	16.67	100.00	1,200.00
Radio Tower	6	*	79.76	478.55	5,742.60
Radio Tower	6	*	12.50	75.00	900.00
Radio Tower	*	*	*	Annual Pymt	200.00
Radio Tower	16	*	7.00	112.00	1,344.00
Radio Tower	*	*	*	300.00	3,600.00
Radio Tower	144	*	0.87	125.00	1,500.00
Radio Tower	6	*	2.78	Annual Pymt	200.00
Radio Tower	80	*	2.50	200.00	2,400.00
Radio Tower	*	*	*	172.00	1,376.00
Radio Tower	6	*	31.50	189.00	756.00
Radio Tower	6	*	4.17	25.00	300.00
Radio Tower	9	*	33.33	300.00	3,600.00
Radio Tower	6	*	41.67	250.00	3,000.00
Radio Tower	*	*	*	75.00	900.00
Radio Tower	*	*	*	Annual Pymt	120.00
Radio Tower	4	*	225.08	900.30	10,388.16
Radio Tower	*	*	*	178.00	2,136.00
Radio Tower	*	*	*	314.85	-
Radio Tower	*	*	*	225.00	2,700.00
Radio Tower	10	*	15.95	159.50	1,914.00
Radio Tower	*	*	*	Annual Pymt	840.00
Radio Tower	100	*	1.00	100.00	1,200.00
Radio Tower	20	*	22.51	450.20	5,402.40
Radio Tower	*	*	*	150.00	1,650.00
Radio Tower	*	*	*	497.68	6,091.60
Radio Tower	16	*	23.63	378.00	4,536.00
Radio Tower	6	*	66.67	400.00	4,800.00
Radio Tower	*	*	*	142.00	1,704.00
Radio Tower	*	*	*	185.00	2,220.00
Radio Tower	*	*	*	318.55	3,822.60
Radio Tower	6	*	8.33	50.00	600.00
Radio Tower	4	*	219.35	877.38	10,528.56
Radio Tower	16	*	4.69	75.00	900.00

**UNAUDITED**

**Texas Parks and Wildlife Department (802)**  
**Schedule of Space Occupied (Concluded)**  
 For the fiscal year ended August 31, 2013

Location	Address	Lessor	Lease No.
<b>LEASED</b>			
Spearman	P O Box 951152	Exxon Company USA	400277
Stamford	P O Box 1146	Big Country Electric Coop	129418
Sweetwater	100 E 3rd St #109	Nolan County	54519
Tarpley	5289 Kyle Ranch Rd	Bar B Bar Ranch	111321
Tyler	P O Box 324	Deaton Communications	203604
Ballinger	PO Box 619	Irby Storage	204158
Brownwood	300 Homer K Taylor Dr	Texas State Technical College	221886
Brownwood	303 Water St	AAA Storage	435372
Brownwood	303 Water St	AAA Storage	216386
Canyon	PO Box 653	Rockin R Self Storage	410198
College Station	1555 Arrington Rd	Arrington Rd Self Storage	194067
College Station	1555 Arrington Rd	Arrington Rd Self Storage	426769
Mount Pleasant	275 CR 3207	Mini Storage of Mt Pleasant	440087
Midland	315 N Midland Drive	Metro Self Storage	407392
San Angelo	P O Box 3860	R.E.H Properties	211900
San Marcos	PO Box 945	Tom Thumb Storage	411933
Van Horn	300 Cedar Street	Van Horn Public Storage	430704

Note: Texas Parks and Wildlife is striving to comply with Texas Government Code, Title 10, Section 2101.011, Subsection C-3, relating to achieving an overall space use efficiency of 135 square feet per employee per office location.

\* Per Government Code 2165.104, the following items are excluded from usable space: boat storage, radio towers, warehouse space, laboratory space, storage space greater than 1,000 square feet, and client waiting areas. Most park facilities have fewer than 1,000 square feet.

**UNAUDITED**

**Texas Parks and Wildlife Department (802)**  
**Schedule of Space Occupied (Concluded)**  
 For the fiscal year ended August 31, 2013


Type	Usable Square Feet	FTEs	Rental Per Month		2013 Actual Annual Cost
			Cost Per Square Foot	Cost Per Month	
<b>LEASED</b>					
Radio Tower	*	*	*	Annual Pymt	50.00
Radio Tower	6	*	8.33	50.00	600.00
Radio Tower	*	*	*	35.00	420.00
Radio Tower	6	*	20.00	120.00	1,440.00
Radio Tower	15	*	10.00	150.00	1,800.00
Storage Space	432	*	0.27	118.00	1,416.00
Storage Space	200	*	0.23	45.00	540.00
Storage Space	*	*	*	45.00	135.00
Storage Space	200	*	0.23	45.00	405.00
Storage Space	500	*	0.31	Annual Pymt	1,870.00
Storage Space	100	*	0.65	Annual Pymt	780.00
Storage Space	*	*	*	Annual Pymt	-
Storage Space	400	*	0.26	105.00	-
Storage Space	500	*	0.18	88.50	885.00
Storage Space	200	*	0.25	50.00	600.00
Storage Space	300	*	0.39	Annual Pymt	1,404.00
Storage Space	200	*	3.97	794.84	3,179.36
<b>LEASED TOTALS</b>	<b>361,679</b>	<b>291</b>		<b>192,031.48</b>	<b>2,049,448.93</b>
<b>LEASED AND STATE OWNED TOTALS</b>					
	<b>2,504,521</b>	<b>291</b>	<b>\$</b>	<b>192,031.48</b>	<b>\$ 2,049,448.93</b>

UNAUDITED

Texas Parks and Wildlife Department (802)  
HUB Strategic Plan Progress Report  
For the fiscal year ended August 31, 2013

Categories	Actual FY12	Actual FY13	Agency Goal for FY14	Statewide Goals for FY14
Heavy Construction other than building contracts	58.57%	45.12%	35.75%	11.20%
Building Construction, including general contractors and operative builders contracts	1.45%	4.03%	4.17%	21.10%
Special Trade Construction contracts	58.34%	45.10%	42.41%	32.70%
Professional Services contracts	78.33%	38.17%	27.88%	23.60%
Other Services contracts	11.22%	13.52%	11.84%	24.60%
Commodities contracts	15.09%	22.34%	16.80%	21.00%

Prepared by



Tammy Dunham, CTPM CTCM  
Purchasing & Contracting Manager/HUB Coordinator

Approved:



Mike Jensen  
Director of Administrative Resources, Chief Financial Officer

MASTER FILE REPORT VERIFICATION FORM


Texas Parks and Wildlife Department  
NAME OF AGENCY

802  
AGENCY #

Yes, the information contained in the Master File Report dated 15 Oct 2013, is a complete and correct listing of all my agency's land and building records.

No, the information contained in the Master File Report dated \_\_\_\_\_, is not a complete and correct listing of my agency's land and building records. All discrepancies will be corrected no later than fifteen days from the date of the Master File Report. The Texas General Land Office will be notified of the corrections to the report.

William S Johnson  
Property Manager  
(please print or type)


  
Signature

10/15/2013  
Date

\*\*\*\*\*

The Texas General Land Office hereby  
Certifies that the above stated agency is  
in Compliance with the real property  
inventory reporting requirements as  
stated in Texas Natural Resources Code,  
§ 31.51, et seq.

10-15-13  
Date

  
Shaun Seale  
State Real Property Inventory Manager

**THIS PAGE INTENTIONALLY LEFT BLANK**





**Life's better outside.®**

In accordance with Texas State Depository law, this publication is available at the Texas State Publications Clearinghouse and/or Texas Depository Libraries.

(11/09)

