

TXD/P 200.3 An 78 1983/4

TEXAS BOARD OF PARDONS AND PAROLES

THIRTY-SEVENTH ANNUAL STATISTICAL REPORT

September 1, 1983 through August 31, 1984

TEXAS STATE DOCUMENT
PAN AMERICAN UNIVERSITY LIBRARY
EDINBURG, TEXAS 78539

STATE DOCUMENT
DEPOSITORY LIBRARY NO 610

APR 16 1985

PAN AMERICAN UNIVERSITY LIBRARY
EDINBURG, TEXAS 78539



8610 Shoal Creek Blvd.
P.O Box 13401
Austin, Texas 78711



BOARD MEMBERS:
RUBEN M. TORRES, CHAIRMAN
GEORGE G. KILLINGER, VICE-CHAIRMAN
CONNIE L. JACKSON, MEMBER
WINONA W. MILES, MEMBER
ANTONIO G. MORALES, MEMBER
NEAL PFEIFFER, MEMBER



JOHN W. BYRD
EXECUTIVE DIRECTOR

BOARD OF PARDONS AND PAROLES

8610 SHOAL CREEK BLVD.
P.O. BOX 13401, CAPITOL STATION
AUSTIN, TEXAS 78711
(512) 459-2700

PAROLE COMMISSIONERS:
KEN COLEMAN
RONALD W. JACKSON
EDWARD O. JOHNSON
DONN D. WOOLERY
2503 LAKE ROAD
HUNTSVILLE, TX 77340
(409) 291-2161

August 31, 1984

SU CUNNINGHAM
GLENN T. HECKMANN
P.O. BOX 1207
ANGLETON, TX 77515
(409) 849-3031

Honorable Mark White, Governor

Honorable Jack Pope, Chief Justice
of the Supreme Court

KEN CASNER
JUAN PEREZ
207-A E. REAGAN ST.
PALESTINE, TX 75801
(214) 723-1068

Honorable John F. Onion, Jr., Presiding Judge
of the Court of Criminal Appeals


STENNETT D. POSEY
RT. 5, BOX 258-A
GATESVILLE, TX 76528
(817) 865-8870

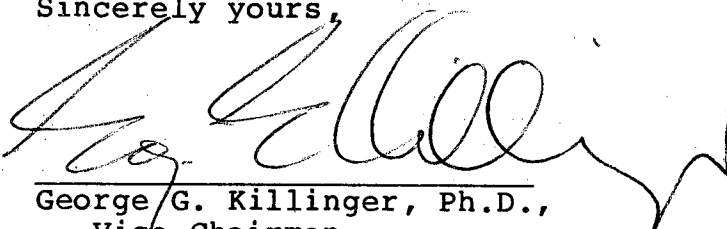
Members of the Senate and House of Representatives
of the State of Texas


Gentlemen:


In compliance with the provisions of Article 42.12,
Section 13 of the Code of Criminal Procedure of Texas, we
respectfully submit the Annual Report with statistical and
other data relating to the work of the Board of Pardons
and Paroles for the fiscal year ending August 31, 1984.

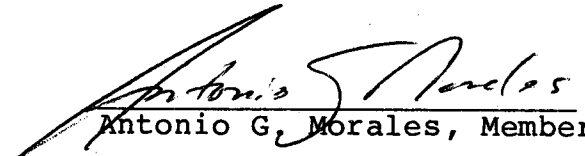
Sincerely yours,

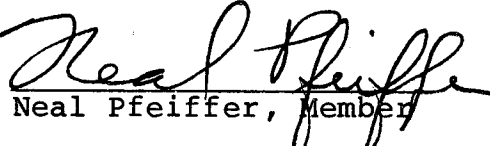

Ruben M. Torres, Chairman


George G. Killinger, Ph.D.,
Vice-Chairman


Connie L. Jackson, Member


Winona W. Miles, Member


Antonio G. Morales, Member


Neal Pfeiffer, Member



1836-1986

EQUAL EMPLOYMENT OPPORTUNITY EMPLOYER

August 31, 1984
TEXAS BOARD OF PARDONS AND PAROLES
BOARD MEMBERS

Ruben M. Torres
Chairman
Appointed by
Honorable Dolph Briscoe
Governor
State of Texas
Member since 1979

George G. Killinger, Ph.D.
Appointed by
Honorable John F. Onion
Presiding Judge
Court of Criminal Appeals
Member since 1977

Connie L. Jackson
Appointed by
Honorable Joe R. Greenhill
Chief Justice
Texas Supreme Court
Member since 1977

Winona W. Miles
Appointed by
Honorable Mark White
Governor
State of Texas
Member since 1983

Antonio G. Morales
Appointed by
Honorable Mark White
Governor
State of Texas
Member since 1983

Neal Pfeiffer
Appointed by
Honorable Mark White
Governor
State of Texas
Member since 1983

PAROLE COMMISSIONERS

Ken Casner
Palestine

Glenn Heckmann
Angleton

Juan R. Perez
Palestine

Kenneth Coleman
Huntsville

Ronald W. Jackson
Huntsville

Stennett D. Posey
Gatesville

Suanne Cunningham
Angleton

Edward O. Johnson
Huntsville

Don Woolery
Huntsville

STAFF

John W. Byrd, Executive Director

Robert Tapscott
Director of Field
Services

Cecil Simpson
Director of Institutional
Services

Gladys Sommers
Director of
Staff Services

Henry Johnson
Director of Personnel
and Training

E.E. Hagedorn
Director of
Budget and Planning

Sharon Stapleton
Director of
Computer Services

Charls Walker
General Counsel

Daniel Guerra
Director of Board
and Commissioner Services

Mike Roach
Director of
Information Services

TEXAS BOARD OF PARDONS AND PAROLES
8610 Shoal Creek Blvd.
P.O. Box 13401, Capitol Station
Austin, Texas 78711
Phone: (512) 459-2700

TABLE OF CONTENTS

Letter of Transmittal	i
Current Board and Staff	ii
PART I INTRODUCTION	
Introduction to the Board of Pardons and Paroles	3
PART II EXPENDITURE ANALYSIS	
Expenditures and Encumbrances by Activity	9
Expenditures per Releasee	9
PART III STATISTICAL DATA	
Summary Chart of Parole Panel Activity	13
Table 1 — Administrative Activity	15
Table 2 — Classification of Parole Actions	15
Table 3 — Parole Panel Actions over a Five-year Period	16
Chart 1 — Parole and F.I Rates over a Five-year Period	17
Table 4 — Revocation of Paroles, Conditional Pardons and Mandatory Supervision Cases	18
Table 5 — Revocation of Paroles, Conditional Pardons and Mandatory Supervision Status Applicable to All Releasees under Board's Jurisdiction	18
Table 6 — Revocation of Paroles and Mandatory Supervision Status Applicable to All Releasees Under Active Field Supervision	18
Table 7 — Revocation of Paroles and Mandatory Supervision Status Applicable to all Releasees not under Active Field Supervision	19
Table 8 — Revocation of Paroles, Conditional Pardons and Mandatory Supervision Status of Inmates Released During a 37-year Period	19
Table 9 — Parole Revocation Data for a Five-year Period	19
Table 10 — Mandatory Supervision Revocation Data for a Five-year Period	20

Chart 2 — Revocation Percentages over a Five-year Period	20
Table 11 — Causes for Revocations and Length of Time Inmates Had Remained on Parole or Conditional Pardon before Revocation	21
Table 12 — Causes for Revocations and Length of Time Inmates Had Remained on Mandatory Supervision before Revocation	22
Table 13 — Parole-related Activity	23
Table 14 — Mandatory Supervision-related Activity	24
Table 15 — Executive Clemency-related Activity	
Part A: Actions on Executive Clemency Recommendations Submitted to Governor	25
Part B: Actions on Executive Clemency Recommendations Submitted to the Governor prior to This Fiscal Year	25
Table 16 — Number of Releasees under Jurisdiction of Board	26
Table 17 — Number of Releasees under Jurisdiction of Board for a Five-year Period	26
Table 18 — Number of Releasees under Active Supervision of Texas Parole Officers for a Five-year Period	26
Chart 3 — Releasees under Active Supervision over a Five-year Period	27
Table 19 — Number of Releasees under Active Supervision of Texas Parole Officers for a Five-year Period	28
Table 20 — Interstate Compact Case Status at End of Fiscal Year	28
Table 21 — Interstate Compact Case Status over a Five-year Period	29
Table 22 — Breakdown of Texas Department of Corrections Releases over a Five-year Period	29
Chart 4 — Texas Department of Corrections Releases over a Five-year Period	30
Table 23 — Releasees Placed in Halfway Houses During Fiscal Year 1984	31
Table 24 — Halfway House Placements over a Five-year Period	31

Chart 5 — Halfway House Placements over a Five-year Period	32
Table 25 — Previous Criminal Record of Inmates Released on Parole or Conditional Pardon	33
Table 26 — Previous Criminal Record of Inmates Released on Mandatory Supervision	34
Table 27 — Age of Inmates Released on Parole or Conditional Pardon	36
Table 28 — Age of Inmates Released on Mandatory Supervision	36
Table 29 — Sex of Inmates Released on Parole or Conditional Pardon	37
Table 30 — Sex of Inmates Released on Mandatory Supervision	37
Table 31 — Education of Inmates Released on Parole or Conditional Pardon	38
Table 32 - Education of Inmates Released on Mandatory Supervision	39
Table 33 — Inmates Released on Parole or Conditional Pardon Classified According to Type of Crime Committed and Length of Sentence Received	40
Table 34 — Inmates Released on Mandatory Supervision Classified According to Type of Crime Committed and Length of Sentence Received	41
Table 35 — Inmates Whose Paroles or Conditional Pardons Were Revoked Classified According to Crime Committed and Length of Sentence Received	42
Table 36 — Inmates Whose Mandatory Supervision was Revoked Classified According to Crime Committed and Length of Sentence Received	43
Table 37 — Inmates Released on Parole or Conditional Pardon Classified According to Length of Sentence Received and Percentage of Time Accredited to Sentence at Time of Release	44
Table 38 — Disposition of Out-of-State Applications for Acceptance of Parolee Supervision in Texas Classified According to Requesting State	45

Table 39 — Present Status of Inmates Released from the Texas Department of Corrections on Parole or Conditional Pardon over a 37-year Period	47
Table 40 — Present Status of Inmates Released from the Texas Department of Corrections on Mandatory Supervision over a Seven-year Period	49
Map Showing Distribution of Parolees Assigned to Texas Counties as of August 31, 1984	50
Map Showing Distribution of Mandatory Supervision Releasees Assigned to Texas Counties as of August 31, 1984	51
Glossary	52

PART I
SUMMARY INTRODUCTION
TO THE BOARD OF
PARDONS AND PAROLES

Introduction to the Board of Pardons and Paroles

LEGAL BASIS

Created in 1936 by constitutional amendment, the Texas Board of Pardons and Paroles is statutorily responsible for administering the state parole and mandatory supervision system in accordance with Article 42.12, *Code of Criminal Procedure*, and Article 6166 x-3 of the *Texas Penal Code*, and constitutionally responsible for investigating and recommending acts of executive clemency by the Governor as provided by the *Texas Constitution*, Article IV, Section 11 and the *Code of Criminal Procedure*, Articles 42.12, 48.01 and 48.04.

The Board determines which prisoners are paroled from the Texas Department of Corrections, and certain other penal institutions, establishes the conditions of parole, investigates and supervises prisoners released on parole, conducts parole and mandatory supervision revocation hearings and revokes releasees as required, establishes parole and mandatory supervision policies within statutory limits and carries out the Interstate Parole and Probation Compact.

Executive clemency includes temporary reprieves from prison, emergency reprieves, reprieves of execution of the death penalty, commutation of sentences or fines or both, full pardons, restorations of civil rights lost as the result of felony convictions, conditional pardons, trial reprieves of jail sentences, remissions of bond forfeitures and restorations of the right to operate motor vehicles.

The mandatory supervision law enacted by the 65th Legislature provides a period of supervision for releasees of the Department of Corrections who are not paroled or conditionally pardoned. A prisoner released to mandatory supervision, like a parolee, remains in the legal custody of the state and is amenable to the orders of the Board. Mandatory supervision applies only to felons who committed their offenses on or after August 29, 1977.

Impact of Recent Legislation

Statutory changes made by the 68th Legislature and recent constitutional amendments had significant impact on agency operations in fiscal year 1984, particularly in the area of new and expanded programs designed to reduce the prison population.

Article IV, Section 11 of the *Texas Constitution* was amended to remove the governor from the parole process and make the Board of Pardons and Paroles the final parole authority for the state. Senate Bill 396 designated the Board as a statutory agency with exclusive authority to approve paroles, increased Board membership to six members to be appointed by the governor, and gave the Board authority to revoke paroles and issue warrants for the arrest of administrative release violators.

Senate Bill 218 permits the Board to release on parole or mandatory supervision persons sentenced to a term of imprisonment in the Texas Department of Corrections, but who are serving concurrent sentences in federal correctional institutions, other state prisons, or a jail.

Senate Bill 622 authorized the Board and the Department of Corrections to transfer inmates to halfway houses for up to 180 days prior to their parole eligibility dates. These "pre-parolees" retain the status of inmate, but are supervised by parole officers.

Senate Bill 640 authorized the Department of Corrections to grant additional good time to inmates under specified conditions to accelerate the release of inmates to parole, mandatory supervision and discharge.

Senate Bill 727, the Texas Prison Management Act, provides measures to reduce and control the prison population as it nears capacity. If the prison population reaches 95% of capacity, the governor declares an overcrowding emergency and certain inmates' parole eligibility dates are advanced by 30 days, or more if necessary, to reduce the population to less than 95% of capacity.

Board Manages Prison Population

The agency has gone to extraordinary lengths to assist the Department of Corrections in remaining in compliance with federal mandates. The Board has interpreted Senate Bill 727 as a mandate to control the prison population and has adopted a goal of maintaining the prison population within the capacity projected by TDC in August 1983.

The Board has the authority to release to mandatory supervision inmates who are within six months of their minimum eligibility dates for release to mandatory supervision. This early release program is being used to the greatest extent possible and is using halfway house placements for those releasees who can most benefit from such placements.

To facilitate the selection and release of parolees on a systematic basis by identifying those offenders who have the greatest probability of parole success, the Board adopted a parole guideline system. The guideline system uses a risk/success assessment scale which was developed by analyzing the characteristics of a large sample of offenders released from prison. The guidelines provide a procedure by which offenders with a high probability of success are more likely to be released on parole, while those with a low success probability would likely remain in prison. The Board has adopted target percentages for different categories of offenders, thus targeting a certain number of parole release recommendations each month, and thereby stabilizing the number of monthly releases. The Board has the ability to change category selection criteria (to take a higher risk, if necessary) to release the number of offenders required to maintain the prison population at a given level. The adoption of these measures has helped to reduce the prison population from a high of 38,012 in April 1983 to 35,772 on August 31, 1984.

The agency has developed and is using a case management system based on workload measurement and the risk and needs of each client. The proper use of a validated classification system permits the agency to allocate resources where they are most critically needed. Closer supervision is provided where needed, and less time is spent with clients requiring minimum supervision.

A management consultant was contracted by the agency to determine how the agency might fully automate agency operating procedures and develop a comprehensive plan for information management and systems.

The agency took the lead in establishing an Interagency Task Force on the Public Offender, comprised of human service delivery agencies, to study the delivery of services to offenders.

Many work measure projections were exceeded by significant margins. The major exceptions were the numbers of executive clemency cases and pre-parole transfers.

The number of automatic clemency considerations applicable to pre-1977 offenders are decreasing with the passage of time.

The pre-parole transfer program, authorized by Senate Bill 218, got off to a slow start. Because of delays in the establishment of joint TDC-BPP operating procedures, the program has not resulted in the transfer of a significant number of inmates to halfway houses.

Caseloads Swell as Releases Increase

The Constitutional amendment removing the governor from the parole process, the enactment of Senate Bills 218 and 640 has resulted in a greatly increased parole population. No additional funds were provided in the appropriation act for this purpose. Because of this, the Board has been unable to comply with the legislative intent to maintain an average caseload of 60:1. Consequently, the average parole officer's caseload rose to 81.3. Only additional funding will bring the caseloads down to the mandated level. With this in mind, the Board requested authority to transfer funds from contingency items to other activities during the special session, but the request was not approved.

Senate Bill 622 and Rider 9 of the Board's appropriation act restrict the eligibility of inmates for participation in the pre-parole program. The bill states that inmates who have previously been denied release by the Board cannot participate in the program, and Rider 9 allows only offenders who have not attained parole eligibility to participate in the program. The Board feels that the program would be more effective if these restrictions were removed.

THE BOARD

The Board of Pardons and Paroles is composed of six full-time, salaried members appointed by the governor to overlapping six-year terms of office. Currently, one member was appointed by the Chief Justice of the Texas Supreme Court, one by the presiding judge of the Court of Criminal Appeals, and four by the governor. All appointments must have the concurrence of two-thirds of the Senate. The Board is the administrative head of the agency and provides the rules and policies of the agency.

The Board is in session Monday through Friday of each week at the agency headquarters, 8610 Shoal Creek Boulevard, Austin, Texas, and convenes otherwise at the call of the chairman. All meetings of the Board are conducted in compliance with the Open Meetings Act. All minutes of the Board and decisions relating to parole, pardon and clemency are matters of public record. However, information concerning individuals applying for or on parole, or the identity of other individuals connected with a parole or clemency case, is privileged and is not public information.

PAROLE COMMISSIONERS

Article 42.12, C.C.P., provides for the employment of no fewer than six commissioners in matters of parole decisions and mandatory supervision revocations. Parole commissioners do not exercise authority in acts of executive clemency nor in the administration of the agency. They are subject to the rules and regulations of the agency as established by the Board. Nine commissioners are presently employed by the Board, with two located in Palestine, one in Gatesville, two in Angleton and four in Huntsville. Parole commissioners are full-time, salaried employees of the state.

PAROLE PANELS

In matters of parole selection, release on mandatory supervision and revocation, the Board members and parole commissioners act in panels of three persons as provided in Art. 42.12, C.C.P.. Panel composition is designated by the Board. A majority of each panel constitutes a quorum for the transaction of its business, and its decision is by majority vote. The parole panel may recommend the granting or denying of parole and may conduct parole and mandatory supervision revocation hearings.

THE STAFF OF THE AGENCY

The staff of the agency, totaling over 900 employees, is divided into three areas of responsibility headed by an executive director.

The Executive Director

The executive director of the agency is responsible for the operation and administration of the various functions of the agency. He is appointed by the Board and serves at its pleasure.

Institutional Services Division

The Institutional Services Division is composed of a director and staff responsible for providing direct pre-parole services to the inmate population of TDC. Institutional parole officers serve all units of the Texas Department of Corrections, prepare pre-parole summaries on inmates eligible for parole consideration and offer counseling and assistance to prospective parolees. The three institutional parole offices are located in Huntsville, Angleton and Palestine. The Division is also responsible for the agency's halfway house program through its community services section.

Field Services Division

The Field Services Division is composed of a director and staff who are responsible for providing supervision and assistance to parolees and mandatory supervision releasees and for conducting pre-parole investigations of eligible inmates. Texas is divided into eight geographical regions for the purposes of providing supervision and parole services. The eight regional offices are located in Dallas, Houston, San Antonio, Lubbock, Fort Worth, Angleton, Tyler and Waco. More than 440 parole officers located at the 39 district offices throughout the state are responsible for supervision of 31,467 active parolees and mandatory supervision releasees in the state, including compact parolees from other states residing in Texas. District parole officers are additionally responsible for reporting parole violations that may lead to the revocation of parole or mandatory supervision.

Staff Services Division

The Staff Services Division is composed of a director and staff who provide all the functions necessary to support the operations of the agency. Primary among these are the parole, mandatory supervision, and executive clemency clerical functions in the compilation and maintenance of nearly 80,000 active case files, the preparation of all cases for review by the commissioners and Board members plus the correspondence related to the processing of the cases. Other support functions include accounting and fiscal services, purchasing, warehousing, mail and messenger services, business management, planning and central reception, and data processing.

PART II
EXPENDITURE DATA

**EXPENDITURES AND ENCUMBRANCES BY ACTIVITY
FISCAL YEAR 1984
FUND I**

ACTIVITY	EXPENDED/ ENCUMBERED
1. Administration	\$1,302,666.34
a. Board member salaries	\$257,053.20
b. Commissioner salaries	388,800.00
c. Interstate compact	600.00
d. Executive Director salary	45,900.00
e. Administrative services	610,313.14
2. Support services	2,517,797.88
3. Executive clemency	135,374.24
4. Parole selection	2,625,394.45
5. Parole supervision	13,461,051.81
6. Special community services	7,307,204.73
TOTAL STATE FUNDS	<u><u>\$27,349,489.45</u></u>

**EXPENDITURES PER RELEASEE
STATE FUNDS
FISCAL YEAR 1984**

JURISDICTION

Average number parolees under jurisdiction:	24,396
Average number mandatory supervision releasees under jurisdiction:	12,926
TOTAL	37,322

State funds expended = \$27,349,489.45

Annual expenditures per releasee under jurisdiction = \$732.80

SUPERVISION

Average number of parolees under supervision:	17,856
Average number mandatory supervision releasees under supervision:	10,918
TOTAL	28,774

State funds expended for supervision = \$13,461,051.81

Annual expenditures per releasee under supervision = \$467.47

PART III
STATISTICAL DATA

**SUMMARY CHART OF PAROLE PANEL
ACTIVITY DURING THE FISCAL YEAR
ENDING AUGUST 31, 1984**

A. Parole Actions (Tables 2, 3, & 13)	
1. Number of cases considered ^{1, 5}	28,159
2. Number of inmates paroled/conditionally pardoned ^{1, 6, 7}	10,069
B. Mandatory Supervision Actions (Table 14)	
1. Number of inmates released to Mandatory Supervision ⁸	4,274
2. Number of inmates released to Early Mandatory Supervision ⁹	5,778
C. Parole Reinstatement Actions (Table 13)	
1. Number of reinstatement cases considered	22
2. Number of reinstatement cases reinstated	22
D. Mandatory Supervision Reinstatement Actions (Table 14)	
1. Number of reinstatement cases considered	1
2. Number of reinstatement cases reinstated	1
E. Parole Pre-Revocation Actions (Table 13)	
1. Number of pre-revocation warrant considerations ^{2, 10}	4,776
2. Number of pre-revocation warrants issued ¹⁰	4,776
3. Number of pre-revocation warrants withdrawn	1,184
F. Mandatory Supervision Pre-Revocation Actions (Table 14)	
1. Number of pre-revocation warrant considerations	4,115
2. Number of pre-revocation warrants issued	4,115
3. Number of pre-revocation warrants withdrawn	920
G. Parole Revocation Actions (Tables 4-13)	
1. Number of paroles revoked	2,815
H. Mandatory Supervision Revocation Actions (Tables 4-12 and 14)	
1. Number of Mandatory Supervision cases revoked	1,802

I. Other Parole Panel Considerations

1. Special Administrative Review considerations ³	6
2. Other Parole Administrative Reviews	10,370

J. Executive Clemency Actions (Table 15)

1. Number of executive clemency cases considered	2,123
2. Number of executive clemency cases recommended to the governor	546
3. Number of executive clemency cases granted by the governor	60

K. Pre-Parole Transfer Actions

1. Number of cases considered	1,688
2. Number of cases made FI	686
3. Number of cases recommended to TDC	406
4. Number of cases transferred to Halfway Houses as Pre-Parole	141

¹The conditional pardons included in the parole data are conditional pardons to the United States Immigration Service for foreign nationals.

² The pre-revocation warrant consideration data contains only those considerations that resulted in a positive recommendation

³ A special administrative case is one reviewed by a parole panel to determine if the case merits special review because of new and pertinent material presented.

⁴ These data contain, in addition to other considerations, those pre-revocation warrant considerations that resulted in a negative finding.

⁵ Includes 195 parole in absentia cases.

⁶ Includes 35 parole in absentia cases.

⁷ Includes 67 pre-parole transfer cases.

⁸ Includes 33 parole in absentia cases.

⁹ Includes 29 parole in absentia cases.

¹⁰ Includes 3 parole in absentia cases.

TABLE I
ADMINISTRATIVE ACTIVITY IN FISCAL
YEAR 1984

	Year's Totals	Monthly Average
Visitors before the Board	661	55
Case Connected	590	49
Miscellaneous	71	6
Total mail handled by Board	225,254	18,771
Mail received	104,530	8,711
Mail sent	120,724	10,060

TABLE 2
CLASSIFICATION OF PAROLE ACTIONS IN
FISCAL YEAR 1984

Review Classification	Number Considered	Number FI	Number Set-off	Number Serve-all
Initial Reviews	15,695 (100%)	6,853 (44%)	7,720 (49%)	1,122 (7%)
Subsequent Reviews	12,464 (100%)	4,722 (38%)	5,575 (45%)	2,167 (17%)
TOTAL REVIEWS	28,159 (100%)	11,575 (41%)	13,295 (47%)	3,289 (12%)

TABLE 3

PAROLE PANEL ACTIONS OVER A FIVE-YEAR PERIOD

Action	FY80	FY81	FY82	FY83	FY84	5-Year Avg. 1980-84
Cases	19,432 (100%)	22,797 (100%)	27,472 (100%)	28,789 (100%)	28,159 (100%)	25,330 (100%)
FI¹	8,249 (42%)	9,828 (43%)	10,411 (38%)	12,202 (42%)	11,575 (41%)	10,453 (41%)
Set-off²	7,853 (41%)	9,469 (42%)	12,355 (45%)	12,337 (43%)	13,295 (47%)	11,062 (44%)
Serve-all³	3,330 (17%)	3,500 (15%)	4,706 (17%)	4,250 (15%)	3,289 (12%)	3,815 (15%)
Paroled^{4,5}	5,018 (26%)	7,494 (33%)	7,504 (27%)	8,682 (30%)	10,069 (36%)	7,753 (31%)

¹ FI means the panel voted to parole the inmates pending further investigation of their parole plans and the receipt of any protests.

² Set-off means the panel voted to deny parole and consider the case again within one year.

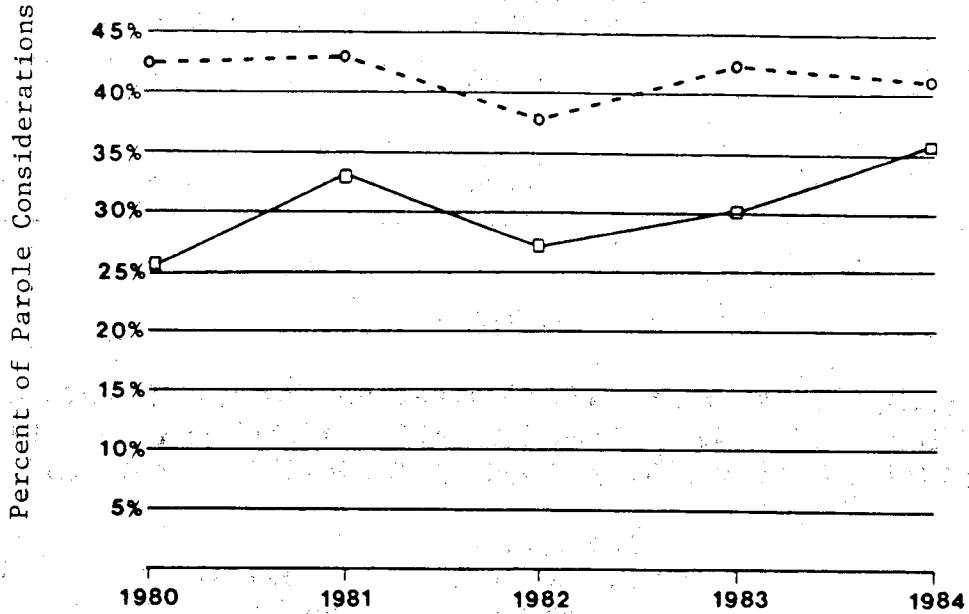
³ Serve-all means the panel voted to require the inmate to serve the remainder of his sentence in prison.

⁴ Includes conditional pardons to United States Immigration Service.

⁵ Number of parolees released (reinstatements not included).

CHART 1

PAROLE AND F.I. RATES
OVER A FIVE-YEAR PERIOD



○ - - - - F.I. RATE: The percentage of cases considered for parole which were initially approved for parole.

□ - - - - PAROLE Rate: The percentage of cases considered for parole which were released on parole.

TABLE 4

REVOCAION OF PAROLES, CONDITIONAL PARDONS AND MANDATORY SUPERVISION CASES APPLICABLE TO INMATES RELEASED DURING FISCAL YEAR 1984

Status	No. Releasees Under Jurisdiction During FY84	Releasees Revoked FY84	Percentage Revoked
Parole	10,091	259	2.6%
Mandatory Supervision	10,053	339	3.4%

TABLE 5

REVOCAION OF PAROLES, CONDITIONAL PARDONS AND MANDATORY SUPERVISION STATUS APPLICABLE TO ALL RELEASEES UNDER BOARD'S JURISDICTION DURING ALL OR PART OF FISCAL YEAR 1984

Status	No. Releasees Under Jurisdiction During FY84	Releasees Revoked FY84	Percentage Revoked
Parole	32,295	2,815	8.7%
Mandatory Supervision	19,982	1,802	9.0%

TABLE 6

REVOCAION OF PAROLES AND MANDATORY SUPERVISION STATUS APPLICABLE TO ALL RELEASEES UNDER ACTIVE FIELD SUPERVISION DURING ALL OR PART OF FISCAL YEAR 1984

Status	No. Releasees Under Supervision During FY84	Releasees Revoked FY84	Percentage Revoked
Parole	26,659	2,760	10.4%
Mandatory Supervision	18,943	1,788	9.4%

TABLE 7

REVOCATION OF PAROLES AND MANDATORY SUPERVISION STATUS APPLICABLE TO ALL RELEASEES NOT UNDER ACTIVE FIELD SUPERVISION DURING ALL OR PART OF FISCAL YEAR 1984

Status	No. Releasees Not Under Active Field Supervision FY84	No. of Field Non-supervised Releasees Revoked FY84	Percentage Revoked
Parole	7,162	55	.77%
Mandatory Supervision	1,966	14	.71%

TABLE 8

REVOCATION OF PAROLES, CONDITIONAL PARDONS AND MANDATORY SUPERVISION STATUS OF INMATES RELEASED DURING A 37-YEAR PERIOD ENDING AUGUST 31, 1984

Status	No. Released	No. Revoked	Percentage Revoked
Parole	119,366	30,544	25.6%
Mandatory Supervision	29,350	4,487	15.3%

TABLE 9

PAROLE REVOCATION DATA FOR A FIVE-YEAR PERIOD

Item	FY80	FY81	FY82	FY83	FY84
No. under jurisdiction for all or part of year	20,509	22,636	25,331	28,979	32,295
No. Paroles revoked during year	1,682	1,576	1,860	3,274	2,815
Percentage revoked	8.2%	7.0%	7.3%	11.3%	8.7%

TABLE 10

MANDATORY SUPERVISION REVOCATION DATA FOR A FIVE-YEAR PERIOD

Item	FY80	FY81	FY82	FY83	FY84
No. under jurisdiction for all or part of a year	2,844	5,429	8,370	13,670	19,982
No. mandatory supervision revoked during year	162	424	668	1,415	1,802
Percentage revoked	5.7%	7.8%	8.0%	10.4%	9.0%

CHART 2

REVOCATION PERCENTAGES

OVER A FIVE-YEAR PERIOD

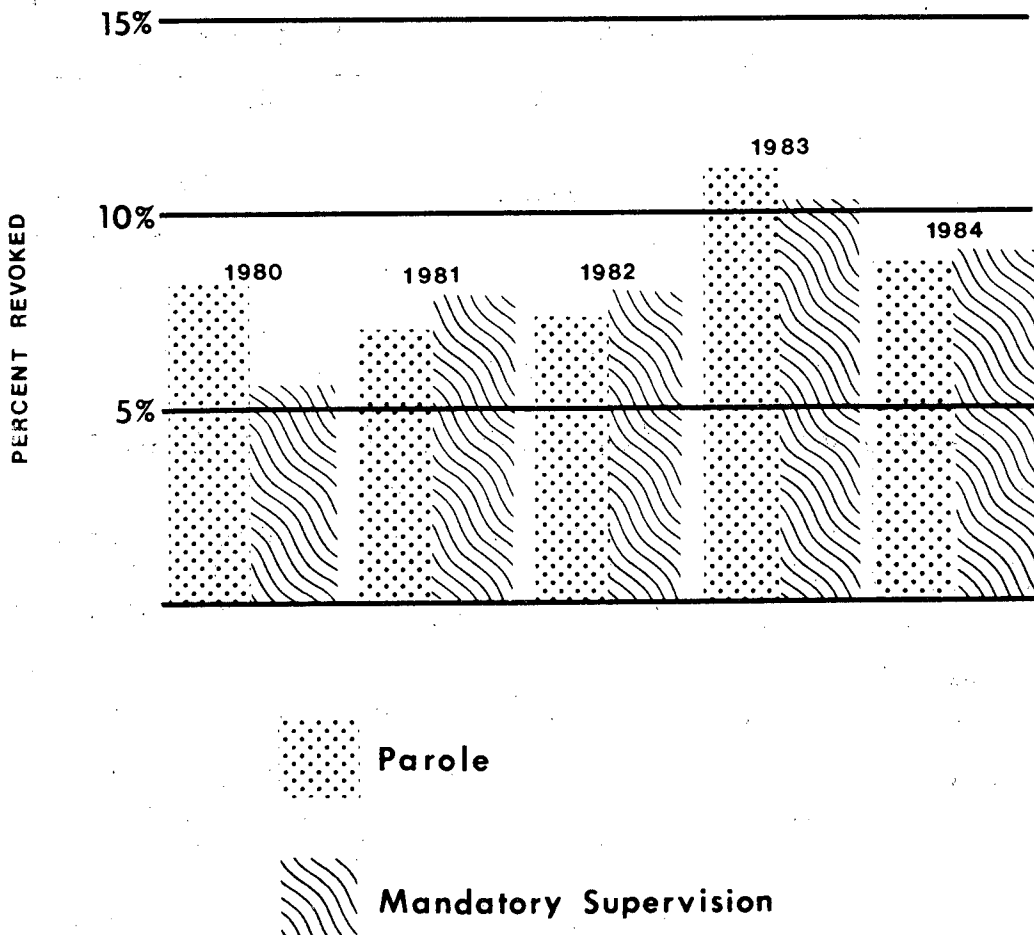


TABLE 11

CAUSES FOR 2,815 REVOCATIONS THIS FISCAL YEAR AND LENGTH OF TIME INMATES HAD REMAINED ON PAROLE OR CONDITIONAL PARDON BEFORE REVOCATION

	To Texas Prison	To Other Prison	Other Violations No Conviction	Total
Less than 1 year	302	1	478	781 ¹
More than 1 year, less than 2 years	577	5	561	1,143
More than 2 years, less than 3 years	307	1	297	605
More than 3 years, less than 4 years	80	1	73	154
More than 4 years, less than 5 years	26	1	43	70
More than 5 years, less than 6 years	11	1	18	30
More than 6 years, less than 7 years	5	0	4	9
More than 7 years, less than 8 years	6	0	5	11
More than 8 years, less than 9 years	1	0	3	4
More than 9 years, less than 10 years	2	0	2	4
More than 10 years	2	0	2	4
TOTAL PAROLES AND CONDITIONAL PARDONS REVOKED	1,319	10	1,486	2,815

¹259 of these revocations were applicable to inmates released last fiscal year.

TABLE 12

**CAUSES FOR 1,802 REVOCATIONS THIS FISCAL YEAR AND LENGTH OF TIME
INMATES HAD REMAINED ON MANDATORY SUPERVISION
BEFORE REVOCATION**

	To Texas Prison	To Other Prison	Other Violations No Conviction	Total
Less than 1 year	405	1	546	952
More than 1 year, less than 2 years	393	1	332	726
More than 2 years, less than 3 years	62	0	44	106
More than 3 years, less than 4 years	5	2	5	12
More than 4 years, less than 5 years	2	0	3	5
More than 5 years, less than 6 years	0	0	1	1
More than 6 years, less than 7 years	0	0	0	0
More than 7 years, less than 8 years	0	0	0	0
More than 8 years, less than 9 years	0	0	0	0
More than 9 years, less than 10 years	0	0	0	0
More than 10 years	0	0	0	0
TOTAL MANDATORY SUPERVISION CASES REVOKED	867	4	931	1,802

1339 of these revocations were applicable to inmates released this fiscal year.

TABLE 13

PAROLE-RELATED ACTIVITY

Parole Panel Action During Fiscal Year 1984

Description	Approved by Board	With- drawn by Board	Number Actions Effected
Paroles:			
Within state	11,027	530	9,508
Out-of-state	550	38	463
Out-of-country conditional pardons	166	6	98
Total paroles	11,743	574	10,069
Reinstatements of parole	22	0	22
Pre-revocation warrants:			
Pre-revocation warrants	4,776	1,184	4,776
Emergency arrest warrants	1,188	24	1,188
Parole revocations	2,815	0	2,815
TOTAL PAROLE- RELATED ACTIONS	19,356	1,758	17,682

Note: The following Fiscal Year 1984 were never effected:

Number	Classification
390	Within-state
16	Out-of-state
32	Out-of-country
438	TOTAL

TABLE 14

MANDATORY SUPERVISION-RELATED ACTIVITY

Mandatory Supervision Actions for Fiscal Year 1984

Description	Approved by Board	With- drawn by Board	Number Actions Effected
Releases:			
Within state	—	—	9,862 ¹
Out-of-state	—	—	189 ¹
Out-of-country	—	—	1 ¹
Total releases	—	—	10,052¹
Reinstatement of Mandatory Supervision			
	1	0	1 ⁵
Pre-revocations:			
Pre-revocation warrants	4,115	920	4,115 ²
Emergency arrest warrants	1,064	18	1,064⁴
MS revocations	1,802	0	1,802³
TOTAL MS- RELATED ACTIONS	5,918	920	15,970

Footnotes to Table 14

¹Number of inmates released to mandatory supervision.

²Number of pre-revocation warrants issued.

³Number of mandatory supervision cases revoked.

⁴Emergency arrest warrants are non-additive; they are included in the pre-revocation warrant count.

⁵ Number of mandatory supervision cases reinstated.

TABLE 15
EXECUTIVE CLEMENCY-RELATED ACTIVITY
Part A

**Actions on Executive Clemency Recommendations Submitted to
Governor During Fiscal Year**

Description	Number Consid- ered	Number Recom- mended	Approved by Governor	Refused by Governor	With- drawn by Board	Number Cases in Process	Number Actions Effected
Commutations of Death Sentence	3	3	3	0	0	0	3
Commutations of other Sentences	63	63	4	7	0	52	4
Emergency Reprieves	4	4	4	0	0	0	4
Full pardons and/or restoration of civil rights	2,053	476	42	217	0	217	42
TOTAL CLEMENCY- RELATED ACTIONS	2,123	546	53	224	0	269	53

TABLE 15

Part B

**Actions on Executive Clemency Recommendations
Submitted to the Governor prior to This Fiscal Year**

Description	Number Recom- mended	Approved by Governor	Refused by Governor	With- drawn by Board	Number Cases in Process	Number Actions Effected
Commutations of Death Sentence	1	1	0	0	0	1
Full Pardons and/or Restoration of Civil Rights	28	6	14	1	7	6
TOTAL CLEMENCY- RELATED ACTIONS	29	7	14	1	7	7

TABLE 16

**NUMBER OF RELEASEES UNDER JURISDICTION OF THE BOARD
AT END OF FISCAL YEAR**

Texas parolees reporting to parole officers in Texas	17,210
Texas MS releasees reporting to parole officers in Texas	12,422
Texas parolees out-of-state	1,512
Texas MS releasees out-of-state	511
Texas parolees released to detainers ¹	1,823
Texas MS releasees released to detainers ¹	506
Texas parolees in an annual report status	3,418
Texas MS releasees in an annual report status	193
Texas parolees released from reporting	249
Texas MS releasees released from reporting	0
Texas parolees released to special caseload	8
Texas MS releasees released to special caseload	1
Texas parolees in an absconder status	1,647
Texas MS releasees in an absconder status	1,244
Texas parolees released PIA, jurisdiction only status	17
Texas MS released to PIA, jurisdiction only status	22
TOTAL NUMBER UNDER JURISDICTION	40,783

¹Includes conditional pardons to USIS.

TABLE 17

**NUMBER OF RELEASEES UNDER JURISDICTION OF THE BOARD
OVER A FIVE-YEAR PERIOD**

Classification	FY80	FY81	FY82	FY83	FY84
Parolees ¹	15,133	17,816	20,266	22,202	25,884
MS releasees	2,102	3,848	6,008	9,929	14,899
TOTALS	17,235	21,664	26,274	32,131	40,783

¹Includes conditional pardons to USIS.

TABLE 18

**NUMBER OF RELEASEES UNDER ACTIVE SUPERVISION
OF TEXAS PAROLE OFFICERS AT END OF FISCAL YEAR**

Texas parolees in Texas	17,279 ¹
Texas MS releasees in Texas	12,422
Other state parolees in Texas	1,761
TOTAL NUMBER UNDER SUPERVISION	31,462¹

¹Includes 69 pre-parole transfer cases.

CHART 3
**RELEASEES UNDER ACTIVE SUPERVISION
 OVER A FIVE-YEAR PERIOD**

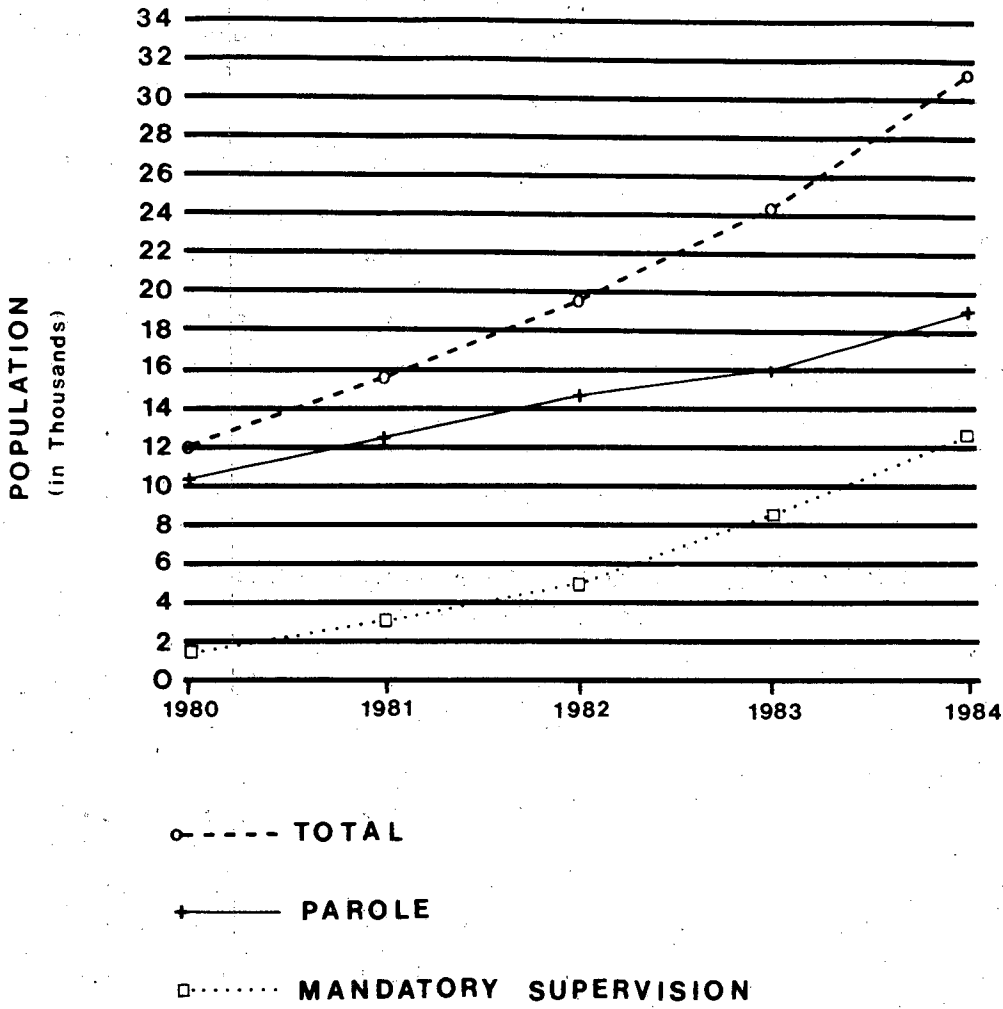


TABLE 19

**NUMBER OF RELEASEES UNDER ACTIVE SUPERVISION OF
TEXAS PAROLE OFFICERS AS OF AUGUST 31
FOR A FIVE-YEAR PERIOD**

Classification	FY80	FY81	FY82	FY83	FY84
Parolees	8,958	10,929	12,945	14,415	17,210
Pre-parolees	0	0	0	0	69
MS releasees	1,788	3,148	5,004	8,344	12,422
Other state parolees in Texas	1,187	1,389	1,635	1,613	1,761
TOTALS	11,933	15,466	19,584	24,372	31,462

TABLE 20

**INTERSTATE COMPACT CASE STATUS AT
END OF FISCAL YEAR**

Classification	Parole	MS	Total
Texas cases in other states	1,512	511	2,023
Other state cases in Texas	1,761	—	1,761
TOTAL	3,273	511	3,784

TABLE 21

**INTERSTATE COMPACT CASES STATUS AS OF
AUGUST 31 OVER A FIVE-YEAR PERIOD**

Classification	FY80	FY81	FY82	FY83	FY84
	MS/ Parole	MS/ Parole	MS/ Parole	MS/ Parole	MS/ Parole
Texas cases in other states	1,168	1,279	1,398	1,659	2,023
Other state cases in Texas	1,187	1,389	1,635	1,613	1,761
ANNUAL GRAND TOTALS	2,355	2,668	3,033	3,272	3,784

TABLE 22

**BREAKDOWN OF TDC RELEASES
OVER A FIVE-YEAR PERIOD**

Fiscal Year	Total	Discharged	Paroled	Released to Mandatory Supervision
1980	9,592 (100%)	2,430 (25%)	5,022 ¹ (53%)	2,140 (22%)
1981	12,757 (100%)	1,927 (15%)	7,503 ¹ (59%)	3,327 (26%)
1982	13,592 (100%)	1,554 (11%)	7,516 (55%)	4,522 (34%)
1983	18,347 (100%)	1,985 (11%)	8,703 ¹ (47%)	7,659 (42%)
1984	21,852 (100%)	1,708 (8%)	10,091 ¹ (46%)	10,053 ^{1, 2} (46%)

¹Includes reinstatements.

²Includes 5,778 Early Mandatory Supervision releasees.

CHART 4

TDC RELEASES OVER
A FIVE-YEAR PERIOD

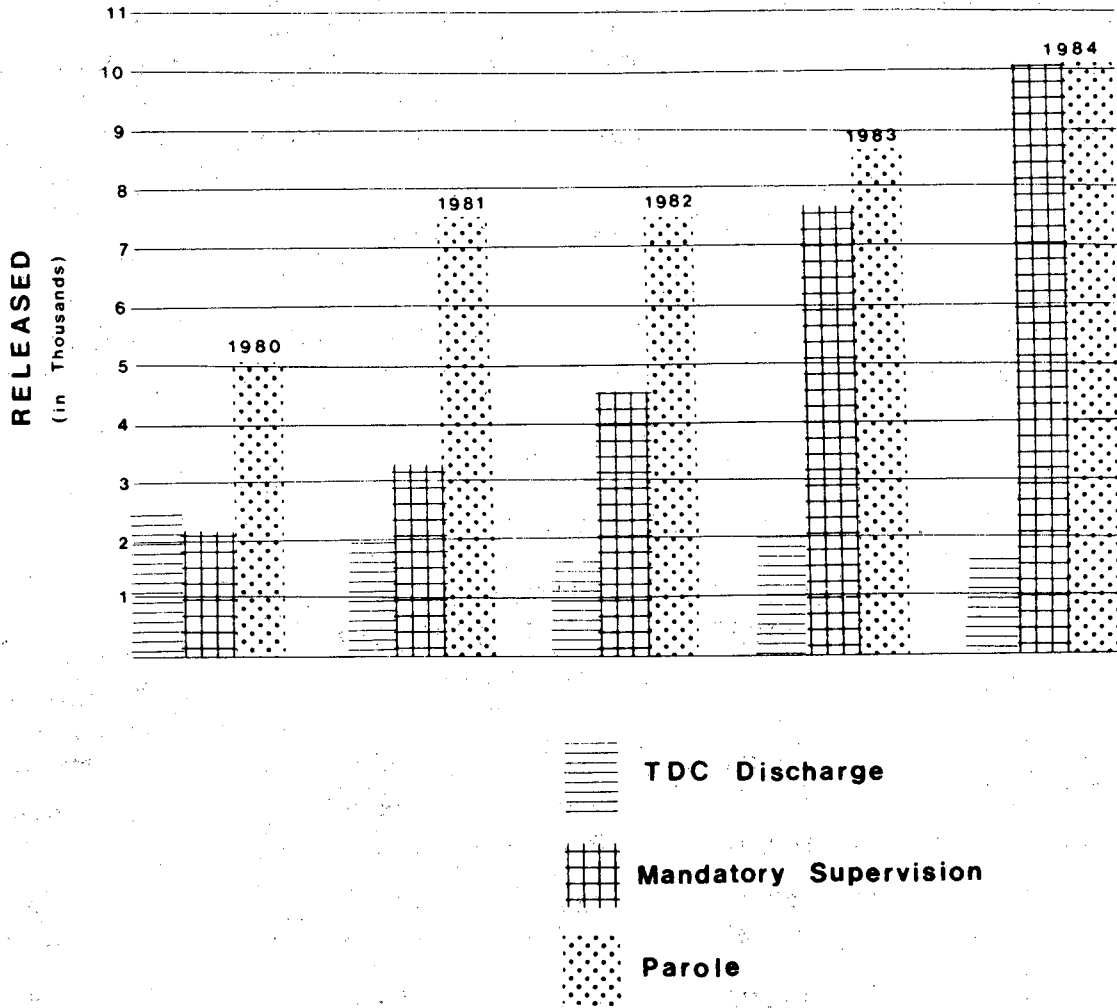


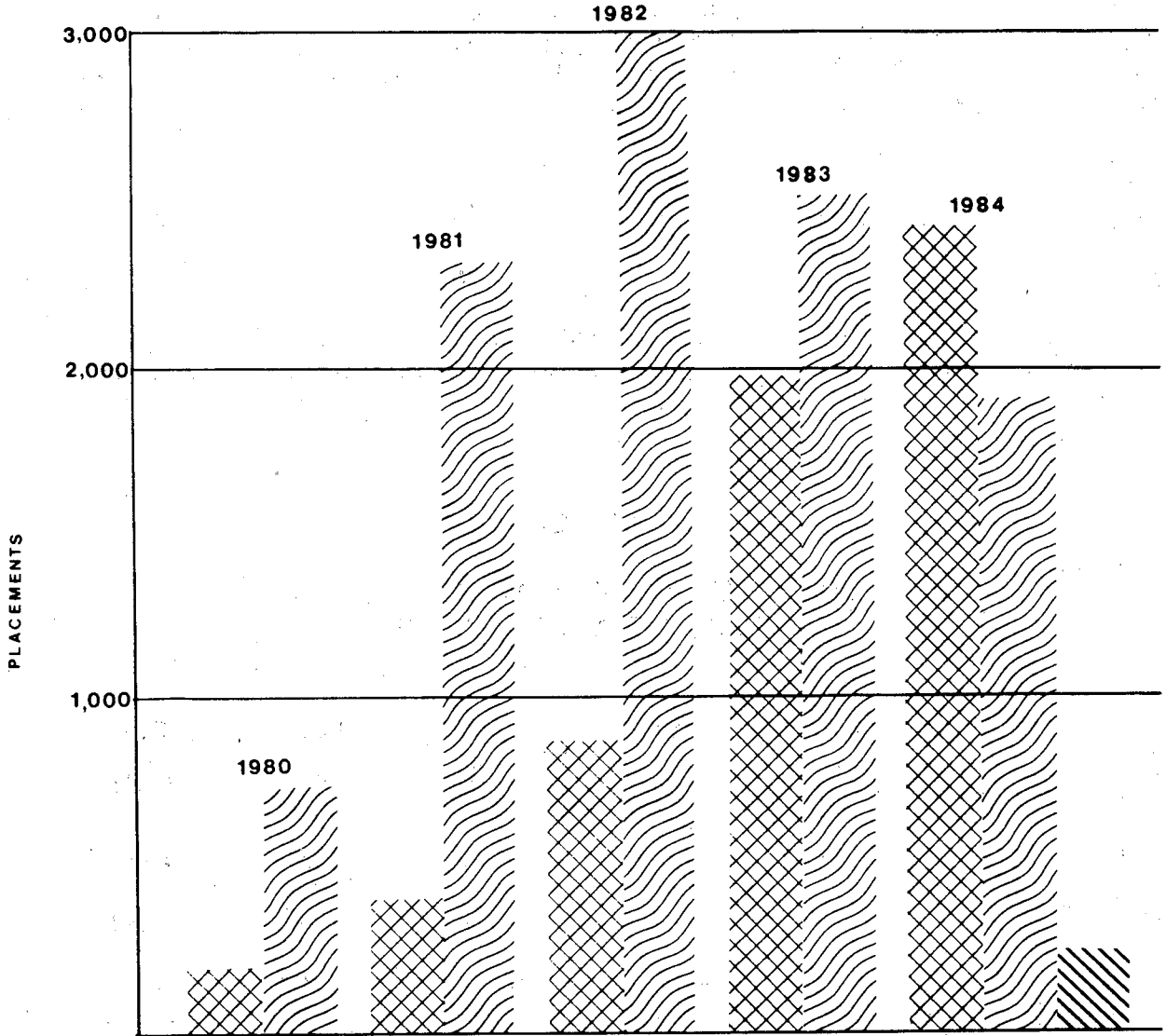
TABLE 23**RELEASEES PLACED IN HALFWAY
HOUSES DURING FISCAL YEAR 1984**

Source	Parolees	Mandatory Supervision Releasees	Early Mandatory Supervision Releasees	Pre-Parolees	TOTALS
Placed From TDC	1,462	685	1,327	141	3,615
Placed From Field	455	388	16	N/A	859
TOTALS	1,917	1,073	1,343	141	4,474

TABLE 24**HALFWAY HOUSE PLACEMENTS
OVER A FIVE-YEAR PERIOD**

Type Release	FY80	FY81	FY82	FY83	FY84
Parole	730	2,313	2,999	2,506	1,917
Mandatory Supervision	187	386	875	1,974	2,416
Pre-Parole	0	0	0	0	141
TOTALS	917	2,699	3,874	4,480	4,474

CHART 5
 HALFWAY HOUSE PLACEMENTS
 OVER FIVE-YEAR PERIOD



 MANDATORY SUPERVISION

 PAROLE

 PRE-PAROLE

TABLE 25

**PREVIOUS CRIMINAL RECORD OF 10,091 INMATES
RELEASED TO PAROLE DURING FISCAL YEAR 1984
CLASSIFIED ACCORDING TO ETHNIC GROUP**

Previous Criminal Record	Ethnic Group			TOTAL
	White	Black	Hispanic	
Prisons:				
1 Prison	721	836	327	1,884
2 Prisons	212	256	72	540
3 Prisons	90	76	35	201
4 Prisons	39	28	15	82
5 Prisons	14	7	6	27
6 Prisons	4	9	1	14
7 Prisons	0	1	1	2
8 Prisons	0	1	0	1
10 Prisons	2	1	0	3
11 Prisons	0	1	0	1
Reformatories:				
1 Reformatory	219	181	91	491
2 Reformatories	45	46	31	122
3 Reformatories	10	8	6	24
4 Reformatories	2	2	0	4
7 Reformatories	0	1	0	1
Prisons and Reformatories:				
1 prison and 1 reformatory	81	99	50	230
1 prison and 2 reformatories	25	35	17	77
1 prison and 3 reformatories	7	9	1	17
1 prison and 4 reformatories	2	5	0	7
1 prison and 5 reformatories	0	1	0	1
2 prisons and 1 reformatory	50	37	17	104
2 prisons and 2 reformatories	19	29	13	61
2 prisons and 3 reformatories	4	13	6	23
2 prisons and 4 reformatories	0	2	0	2
2 prisons and 5 reformatories	0	1	0	1
3 prisons and 1 reformatory	19	13	12	44
3 prisons and 2 reformatories	7	12	4	23
3 prisons and 3 reformatories	1	4	0	5
3 prisons and 4 reformatories	1	2	0	3
3 prisons and 5 reformatories	1	0	0	1
4 prisons and 1 reformatory	5	8	2	15
4 prisons and 2 reformatories	3	6	2	11
4 prisons and 3 reformatories	1	4	1	6
4 prisons and 4 reformatories	1	0	0	1
5 prisons and 1 reformatory	4	2	4	10
5 prisons and 2 reformatories	0	1	0	1
5 prisons and 3 reformatories	1	0	0	1
5 prisons and 6 reformatories	0	1	0	1

TABLE 25 (cont'd.)

**PREVIOUS CRIMINAL RECORD OF 10,091 INMATES
RELEASED TO PAROLE DURING FISCAL YEAR 1984
CLASSIFIED ACCORDING TO ETHNIC GROUP**

Previous Criminal Record	Ethnic Group			TOTAL
	White	Black	Hispanic	
6 prisons and 1 reformatory	2	1	0	3
6 prisons and 2 reformatories	1	1	0	2
6 prisons and 5 reformatories	0	1	0	1
7 prisons and 2 reformatories	0	1	0	1
7 prisons and 3 reformatories	0	0	1	1
8 prisons and 1 reformatory	0	0	1	1
Total inmates released with previous convictions	1,593	1,742	716	4,051
Total inmates released with no previous convictions	2,553	2,287	1,200	6,040
TOTAL INMATES RELEASED	4,146	4,029	1,916	10,091

TABLE 26

**PREVIOUS CRIMINAL RECORD OF 10,053 INMATES
RELEASED ON MANDATORY SUPERVISION DURING FISCAL YEAR 1984
CLASSIFIED ACCORDING TO ETHNIC GROUP**

Previous Criminal Record	Ethnic Group			TOTAL
	White	Black	Hispanic	
Prisons:				
1 Prison	937	959	369	2,265
2 Prisons	307	345	118	770
3 Prisons	98	115	36	249
4 Prisons	43	44	18	105
5 Prisons	26	14	1	41
6 Prisons	17	8	3	28
7 Prisons	5	0	0	5
8 Prisons	2	1	0	3
9 Prisons	1	1	0	2
10 Prisons	3	0	0	3
11 Prisons	0	1	0	1

TABLE 26 (cont'd.)

Ethnic Group

Previous Criminal Record	White	Black	Hispanic	TOTAL
Reformatories:				
1 Reformatory	210	175	90	475
2 Reformatories	36	47	28	111
3 Reformatories	14	8	5	27
4 Reformatories	2	2	2	6
6 Reformatories	1	0	0	1
Prisons and Reformatories:				
1 prison and 1 reformatory	149	167	73	389
1 prison and 2 reformatories	32	46	27	105
1 prison and 3 reformatories	12	13	11	36
1 prison and 4 reformatories	0	4	5	9
1 prison and 5 reformatories	1	1	0	2
1 prison and 7 reformatories	1	0	0	1
2 prisons and 1 reformatory	47	55	27	129
2 prisons and 2 reformatories	15	23	13	51
2 prisons and 3 reformatories	7	6	2	15
2 prisons and 4 reformatories	2	0	0	2
2 prisons and 5 reformatories	0	1	0	1
3 prisons and 1 reformatory	29	23	8	60
3 prisons and 2 reformatories	9	12	5	26
3 prisons and 3 reformatories	2	13	1	16
3 prisons and 4 reformatories	1	1	0	2
4 prisons and 1 reformatory	10	11	1	22
4 prisons and 2 reformatories	6	3	2	11
4 prisons and 3 reformatories	1	1	1	3
4 prisons and 4 reformatories	0	0	1	1
5 prisons and 1 reformatory	3	7	1	11
5 prisons and 2 reformatories	2	3	0	5
5 prisons and 3 reformatories	0	0	1	1
5 prisons and 4 reformatories	1	0	0	1
6 prisons and 1 reformatory	2	2	0	4
6 prisons and 2 reformatories	1	0	0	1
6 prisons and 3 reformatories	0	1	1	2
7 prisons and 1 reformatory	1	4	1	6
8 prisons and 1 reformatory	1	0	0	1
8 prisons and 2 reformatories	1	1	0	2
9 prisons and 3 reformatories	0	1	0	1
Total inmates released with previous convictions	2,038	2,119	851	5,008
Total inmates released with no previous convictions	2,163	1,837	1,045	5,045
TOTAL INMATES RELEASED	4,201	3,956	1,896	10,053

TABLE 27

**AGE OF 10,091 INMATES RELEASED TO PAROLE DURING
FISCAL YEAR 1984
CLASSIFIED ACCORDING TO ETHNIC GROUP**

Age Group	Ethnic Group			TOTAL
	White	Black	Hispanic	
17 to 20 inclusive	485	343	248	1,076
21 to 25 inclusive	1,184	1,019	537	2,740
26 to 30 inclusive	950	1,053	421	2,424
31 to 40 inclusive	984	1,182	472	2,638
41 to 50 inclusive	375	314	174	863
51 to 60 inclusive	150	95	59	304
61 to 70 inclusive	14	19	5	38
71 to 80 inclusive	4	3	0	7
81 to 90 inclusive	0	1	0	1
TOTAL INMATES RELEASED	4,146	4,029	1,916	10,091

TABLE 28

**AGE OF 10,053 INMATES RELEASED TO MANDATORY SUPERVISION
DURING FISCAL YEAR 1984
CLASSIFIED ACCORDING TO ETHNIC GROUP**

Age Group	Ethnic Group			TOTAL
	White	Black	Hispanic	
17 to 20 inclusive	357	291	216	864
21 to 25 inclusive	1,298	1,247	607	3,152
26 to 30 inclusive	1,064	1,107	472	2,643
31 to 40 inclusive	933	996	442	2,371
41 to 50 inclusive	344	226	113	683
51 to 60 inclusive	150	74	42	266
61 to 70 inclusive	50	15	3	68
71 to 80 inclusive	5	0	1	6
81 to 90 inclusive	0	0	0	0
TOTAL INMATES RELEASED	4,201	3,956	1,896	10,053

TABLE 29

**SEX OF 10,091 INMATES RELEASED TO PAROLE DURING
FISCAL YEAR 1984
CLASSIFIED ACCORDING TO ETHNIC GROUP**

Sex	Ethnic Group			TOTAL
	White	Black	Hispanic	
Male	3,923	3,777	1,847	9,547
Female	223	252	69	544
TOTAL INMATES RELEASED	4,146	4,029	1,916	10,091

TABLE 30

**SEX OF 10,053 INMATES RELEASED ON MANDATORY SUPERVISION
DURING FISCAL YEAR 1984
CLASSIFIED ACCORDING TO ETHNIC GROUP**

Sex	Ethnic Group			TOTAL
	White	Black	Hispanic	
Male	3,923	3,573	1,816	9,312
Female	278	383	80	741
TOTAL INMATES RELEASED	4,201	3,956	1,896	10,053

TABLE 31

**EDUCATION OF 10,091 INMATES RELEASED TO PAROLE DURING
FISCAL YEAR 1984
CLASSIFIED ACCORDING TO ETHNIC GROUP**

Grade Completed*	Ethnic Group			TOTAL
	White	Black	Hispanic	
First	6	8	11	25
Second	10	17	28	55
Third	17	22	36	75
Fourth	17	32	34	83
Fifth	51	38	82	171
Sixth	146	98	180	424
Seventh	236	176	195	607
Eighth	518	445	346	1,309
Ninth	595	593	270	1,458
Tenth	507	700	167	1,374
Eleventh	306	610	96	1,012
Twelfth	1,258	895	281	2,434
First year of college	195	139	62	396
Second year of college	60	56	11	127
Third year of college	27	26	9	62
Fourth year of college	35	12	5	52
Five or more years of college	20	11	2	33
Total whose education is known	4,004	3,878	1,815	9,697
No education reported	142	151	101	394
TOTAL INMATES RELEASED	4,146	4,029	1,916	10,091

*Not verified: Information obtained from inmates' statements.

TABLE 32

**EDUCATION OF 10,053 INMATES RELEASED ON MANDATORY SUPERVISION
DURING FISCAL YEAR 1984
CLASSIFIED ACCORDING TO ETHNIC GROUP**

Grade Completed*	Ethnic Group			TOTAL
	White	Black	Hispanic	
First	5	6	9	20
Second	15	16	33	64
Third	21	19	51	91
Fourth	27	19	45	91
Fifth	49	38	66	153
Sixth	141	105	204	450
Seventh	247	185	218	650
Eighth	517	377	308	1,202
Ninth	593	628	287	1,508
Tenth	509	663	175	1,347
Eleventh	334	628	82	1,044
Twelfth	1,276	910	246	2,432
First year of college	191	125	31	347
Second year of college	55	58	7	120
Third year of college	25	19	3	47
Fourth year of college	17	10	4	31
Five or more years of college	15	6	1	22
Total whose education is known	4,037	3,812	1,770	9,619
No education reported	164	144	126	434
TOTAL INMATES RELEASED	4,201	3,956	1,896	10,053

*Not verified: Information obtained from inmates' statements.

TABLE 33

**10,091 INMATES RELEASED TO PAROLE DURING FISCAL YEAR
1984 CLASSIFIED ACCORDING TO TYPE OF
CRIME COMMITTED AND LENGTH OF SENTENCE RECEIVED**

Crime	Length of Sentence in Years																	TOTAL
	1 to 2	2 to 3	3 to 4	4 to 5	5 to 6	6 to 7	7 to 8	8 to 9	9 to 10	10 to 15	15 to 20	20 to 30	30 to 40	40 to 50	50 to 60	60 & up	Life	
Arson	0	1	8	5	10	3	6	0	0	7	3	1	0	0	0	0	2	46
Assault	0	7	24	21	47	18	11	13	2	32	10	5	2	1	3	1	5	202
Burglary	0	83	329	275	1,007	285	279	264	40	597	205	171	33	8	5	7	93	3,681
Carrying Firearms	0	6	17	10	20	4	5	5	0	14	6	3	0	0	1	1	4	96
Damaging property	0	3	16	8	16	1	2	3	1	5	0	1	0	1	0	0	1	58
Driving w/o owner's consent	0	29	74	50	78	19	13	16	1	35	11	4	1	0	0	0	5	336
DWI	0	47	54	19	36	1	0	0	0	3	0	0	0	0	0	0	0	160
Escape	0	2	3	1	7	6	5	10	3	8	4	3	0	0	0	1	1	54
Forgery	0	18	91	66	118	36	34	29	5	64	15	16	1	1	0	0	8	502
Fraud/swindling	0	3	20	24	27	7	7	7	1	12	2	1	0	0	1	0	3	115
Kidnapping	0	0	2	1	4	1	1	0	0	6	3	3	2	0	1	0	0	24
Murder	0	4	11	5	39	18	29	24	4	139	75	160	50	34	28	63	98	781
Narcotics	0	44	140	108	281	59	81	46	14	154	40	47	21	7	7	11	51	1,111
Perjury	0	1	1	1	7	1	1	0	0	0	3	1	0	0	0	0	0	16
Rape	0	1	3	2	13	10	7	4	3	31	20	47	13	7	13	16	34	224
Robbery	0	5	45	34	128	71	72	75	13	259	125	156	75	28	32	45	75	1,238
Sex offenses (excluding rape)	0	0	4	8	12	5	9	15	0	21	13	9	0	1	1	1	4	103
Theft	0	71	227	203	282	108	79	93	13	162	34	37	3	3	1	3	23	1,342
Miscellaneous	0	0	0	0	1	0	0	0	0	1	0	0	0	0	0	0	0	2
TOTAL	0	325	1,069	841	2,133	653	641	604	100	1,550	569	665	201	91	93	149	407	10,091

TABLE 34

**10,053 INMATES RELEASED ON MANDATORY SUPERVISION DURING FISCAL
YEAR 1984 CLASSIFIED ACCORDING TO TYPES OF
CRIME COMMITTED AND LENGTH OF SENTENCE RECEIVED**

Length of Sentence in Years

Crime	1 to 2	2 to 3	3 to 4	4 to 5	5 to 6	6 to 7	7 to 8	8 to 9	9 to 10	10 to 15	15 to 20	20 to 30	30 to 40	40 to 50	50 to 60	60 & up	Life	TOTAL
Arson	0	26	14	10	15	4	1	1	5	1	0	0	0	0	0	0	0	77
Assault	0	138	100	47	75	16	12	11	4	21	1	0	0	0	0	0	0	425
Burglary	0	762	447	244	617	146	114	75	13	129	24	0	0	0	0	0	0	2,571
Carrying firearms	0	61	33	15	24	3	3	4	0	9	1	0	0	0	0	0	0	153
Damaging property	0	39	26	10	7	2	0	2	0	2	1	0	0	0	0	0	0	89
Driving w/o owner's consent	0	207	105	69	86	12	11	14	1	10	1	0	0	0	0	0	0	516
DWI	99	267	109	25	21	1	1	0	0	1	0	0	0	0	0	0	0	524
Escape	0	18	7	4	11	3	3	5	0	5	1	0	0	0	0	0	0	57
Forgery	0	267	148	72	108	17	19	11	1	27	0	1	0	0	0	0	0	671
Fraud/swindling	0	67	47	18	24	1	4	6	1	2	0	0	0	0	0	0	0	170
Kidnapping	0	6	4	3	13	2	4	3	1	8	1	0	0	0	0	0	0	45
Murder	0	39	32	17	86	14	25	20	9	96	21	1	0	0	0	0	0	360
Narcotics	0	430	179	69	103	18	19	19	5	15	9	0	0	0	0	0	0	866
Perjury	0	11	6	1	4	2	0	2	0	1	0	0	0	0	0	0	0	27
Rape	0	29	27	27	63	10	18	14	1	56	11	0	0	0	0	0	0	256
Robbery	0	134	125	92	370	70	78	80	12	235	44	4	0	0	0	0	0	1,244
Sex offenses (excluding rape)	0	86	49	34	54	14	9	12	1	23	7	0	0	0	0	0	0	289
Theft	1	703	384	187	252	69	29	30	8	40	2	0	0	0	0	0	0	1,705
Miscellaneous	0	0	3	1	1	1	0	1	1	0	0	0	0	0	0	0	0	8
TOTAL	100	3,290	1,845	945	1,934	405	350	310	63	681	124	6	0	0	0	0	0	10,053

TABLE 35

**2,815 INMATES WHOSE PAROLES OR CONDITIONAL PARDONS WERE
REVOKED DURING FISCAL YEAR 1984
CLASSIFIED ACCORDING TO CRIME COMMITTED AND
LENGTH OF SENTENCE RECEIVED**

Length of Sentence Received

Crime	Length of Sentence Received																	TOTAL
	1 to 2	2 to 3	3 to 4	4 to 5	5 to 6	6 to 7	7 to 8	8 to 9	9 to 10	10 to 15	15 to 20	20 to 30	30 to 40	40 to 50	50 to 60	60 & up	Life	
Arson	0	0	1	1	2	0	0	0	0	2	0	1	0	0	0	0	0	7
Assault	0	0	3	3	11	3	1	2	0	4	1	0	0	0	0	0	0	28
Burglary	0	48	130	129	393	111	95	75	10	164	64	45	4	1	1	0	10	1,280
Carrying firearms	0	1	2	3	5	1	3	2	0	4	1	1	0	0	0	0	0	23
Damaging property	0	2	5	3	1	2	1	2	0	1	0	0	0	0	0	0	0	17
Driving w/o owner's consent	0	17	28	28	28	7	4	9	1	13	1	0	1	0	0	0	0	137
DWI	0	2	11	2	10	0	0	0	0	0	0	1	0	0	0	0	0	26
Escape	0	1	3	0	3	0	2	0	0	3	3	0	0	1	0	0	0	16
Forgery	0	8	35	37	35	9	17	14	2	11	4	6	2	0	0	0	0	180
Fraud/swindling	0	3	7	8	10	3	2	3	1	4	0	1	1	0	0	0	0	43
Murder	0	0	2	0	4	0	2	3	0	3	6	9	2	3	1	5	10	50
Narcotics	0	8	29	22	48	19	12	14	0	31	27	21	1	2	0	0	8	242
Perjury	0	0	1	0	1	0	0	2	0	1	0	0	0	0	0	0	0	5
Rape	0	0	0	0	5	1	0	0	0	0	0	2	1	1	2	2	0	14
Robbery	0	1	8	11	49	18	23	28	3	59	43	53	13	2	3	6	12	332
Sex offenses (excluding rape)	0	0	1	2	0	1	0	0	0	4	0	0	1	0	0	0	1	10
Theft	0	32	87	53	98	32	25	16	6	33	9	6	0	0	0	1	6	404
Miscellaneous	0	0	0	0	0	0	0	0	0	0	0	1	0	0	0	0	0	1
TOTAL	0	123	353	302	703	207	187	170	23	337	159	147	26	10	7	14	47	2,815

TABLE 66
**1,802 INMATES WHOSE MANDATORY SUPERVISIONS WERE
 REVOKED DURING FISCAL YEAR 1984
 CLASSIFIED ACCORDING TO CRIME COMMITTED AND
 LENGTH OF SENTENCE RECEIVED**

Length of Sentence Received

Crime	1 to 2	2 to 3	3 to 4	4 to 5	5 to 6	6 to 7	7 to 8	8 to 9	9 to 10	10 to 15	15 to 20	20 to 30	30 to 40	40 to 50	50 to 60	60 & up	Life	TOTAL
Arson	0	3	7	3	5	1	1	0	0	1	0	0	0	0	0	0	0	21
Assault	0	22	21	13	14	3	3	2	0	2	0	0	0	0	0	0	0	80
Burglary	0	126	99	59	136	39	29	26	3	14	1	0	0	0	0	0	0	532
Carrying firearms	0	17	11	2	4	1	0	1	2	2	0	0	0	0	0	0	0	40
Damaging property	0	5	4	2	3	2	0	2	0	0	0	0	0	0	0	0	0	18
Driving w/o owner's consent	0	35	28	17	23	3	2	2	0	3	1	0	0	0	0	0	0	114
DWI	1	37	7	3	0	0	0	0	0	1	0	0	0	0	0	0	0	49
Escape	0	4	4	2	2	2	0	0	0	4	0	0	0	0	0	0	0	18
Forgery	0	33	30	16	21	10	7	4	1	1	0	0	0	0	0	0	0	123
Fraud/swindling	0	7	10	4	6	3	3	1	0	0	0	0	0	0	0	0	0	34
Kidnapping	0	1	0	0	0	0	0	0	0	0	0	0	0	0	0	0	0	1
Murder	0	7	6	4	11	5	5	1	1	2	2	0	0	0	0	0	0	44
Narcotics	0	34	18	9	17	3	4	0	1	2	0	0	0	0	0	0	0	88
Perjury	0	3	0	1	2	1	0	0	0	0	0	0	0	0	0	0	0	7
Rape	0	2	8	5	12	5	3	3	1	4	0	0	0	0	0	0	0	43
Robbery	0	24	20	19	51	16	17	16	4	21	2	1	0	0	0	0	0	191
Sex offenses (excluding rape)	0	7	8	9	11	2	1	3	0	0	0	0	0	0	0	0	0	41
Theft	1	112	84	44	66	26	6	8	1	9	0	0	0	0	0	0	0	357
Miscellaneous	0	1	0	0	0	0	0	0	0	0	0	0	0	0	0	0	0	1
TOTAL	2	480	365	212	384	122	81	69	14	66	6	1	0	0	0	0	0	1,802

TABLE 37

**10,091 INMATES RELEASED TO PAROLE DURING FISCAL YEAR 1984
CLASSIFIED ACCORDING TO
LENGTH OF SENTENCE RECEIVED AND PERCENTAGE OF TIME
ACCREDITED TO SENTENCE AT TIME OF RELEASE**

Length of Sentence in Years	Percentage of Time Served									TOTAL
	30% - 40%	41% - 50%	51% - 60%	61% - 70%	71% - 80%	81% - 90%	91% - 100%	15 Years Time Credit or More	20 Years Time Credit or More	
1 to 2	0	0	0	0	0	0	0	0	0	0
2 to 3	29	63	66	87	44	27	9	0	0	325
3 to 4	249	415	196	120	53	17	19	0	0	1,069
4 to 5	275	302	126	51	36	30	21	0	0	841
5 to 6	903	494	221	154	151	149	61	0	0	2,133
6 to 7	213	127	51	128	81	40	13	0	0	653
7 to 8	163	101	88	148	99	26	16	0	0	641
8 to 9	161	67	110	148	61	35	22	0	0	604
9 to 10	17	17	19	25	8	6	8	0	0	100
10 to 15	294	178	360	250	217	193	58	0	0	1,550
15 to 20	60	63	96	105	100	104	41	0	0	569
20 to 30	34	88	100	150	130	77	27	1	58	665
30 to 40	12	28	49	12	0	0	0	2	98	201
40 to 50	15	23	0	0	0	0	0	3	50	91
50 to 60	10	0	0	0	0	0	0	8	75	93
60 & up	0	0	0	0	0	0	0	40	109	149
Life	0	0	0	0	0	0	0	71	336	407
TOTAL	2,435	1,966	1,482	1,378	980	704	295	125	726	10,091

TABLE 38

DISPOSITION OF OUT-OF-STATE APPLICATIONS FOR ACCEPTANCE
OF PAROLE SUPERVISION IN TEXAS CLASSIFIED
ACCORDING TO REQUESTING STATE

	Applications made	Applications Accepted	Applications Refused	Applications Withdrawn	Applications Pending	Special Investigations
Alabama	16	15	1			9
Alaska	2	1	1			1
Arizona	68	38	18	12		2
Arkansas	98	67	21	7	3	2
California	147	120	11	8	8	3
Colorado	49	30	14	5		5
Connecticut	1				1	
Delaware						
Dist. of Columbia						
Florida	32	28	3	1		17
Georgia	31	27	3	1		15
Hawaii						
Idaho	10	4	1	4	1	1
Illinois	92	63	14	9	6	1
Indiana	40	38	1		1	1
Iowa	20	13	5	1	1	
Kansas	61	47	11	1	2	5
Kentucky	28	16	8	1	3	3
Louisiana	88	71	7	6	4	32
Maine	1				1	
Maryland	3	2	1			
Massachusetts	4			1	3	
Michigan	55	45	9	1		7
Minnesota	5	4	1			1
Mississippi	40	31	9			
Missouri	59	47	7	1	4	1
Montana	14	3	6	4	1	
Nebraska	11	3	2	4	2	
Nevada	8	5		1	2	
New Hampshire						
New Jersey	10	8	1		1	1
New Mexico	70	52	11	5	2	5
New York	28	24	2	1	1	1
North Carolina	13	11	2			
North Dakota	3	1	2			
Ohio	72	51	12	3	6	2
Oklahoma	43	31	5	4	3	3
Oregon	18	11	4	1	2	1
Pennsylvania	21	10	7	2	2	2
Puerto Rico						
Rhode Island						
South Carolina	11	8	3			
South Dakota	2	2				

TABLE 38
Page 2

**DISPOSITION OF OUT-OF-STATE APPLICATIONS FOR ACCEPTANCE
OF PAROLE SUPERVISION IN TEXAS CLASSIFIED
ACCORDING TO REQUESTING STATE**

	Applications Made	Applications Accepted	Applications Refused	Applications Withdrawn	Applications Pending	Special Investigations
Tennessee	29	25	1		3	
Utah	12	9	1	1	1	1
Vermont	3			1	2	
Virginia	29	25	2	1	1	1
Washington	21	18	2	1		1
West Virginia	12	8	2	1	1	1
Wisconsin	24	20	3		1	
Wyoming	6	5			1	
TOTALS	1,410	1,037	214	89	70	125

TABLE 39

PRESENT STATUS OF 119,366 INMATES PAROLED FROM
THE TEXAS DEPARTMENT OF CORRECTIONS
DURING 37-YEAR PERIOD
ENDING AUGUST 31, 1984

Years	COLUMN I Released	COLUMN II Active	COLUMN III Terminated	COLUMN IV Revoked ¹
1948	747	6	645	96
1949	761	7	629	125
1950	913	22	727	164
1951	1,125	8	862	255
1952	913	18	661	234
1953	759	32	532	195
1954	837	87	542	208
1955	1,247	105	809	333
1956	1,191	61	777	353
1957	894	38	548	308
1958	1,186	49	734	403
1959	1,759	39	1,153	567
1960	2,336	64	1,454	818
1961	2,552	53	1,613	886
1962	2,548	48	1,660	840
1963	2,787	70	1,751	966
1964	3,166	73	1,929	1,164
1965	2,407	49	1,470	888
1966	2,200	48	1,453	699
1967	1,737	63	1,182	492
1968	1,921	53	1,229	639
1969	1,943	63	1,177	703
1970	2,058	77	1,315	666
1971	2,278	97	1,582	599
1972	3,375	199	2,445	731
1973	3,770	223	2,722	825
1974	4,237	259	3,244	734
1975	4,788	339	3,457	992
1976	4,248	330	3,032	886
1977	7,150	479	4,889	1,782
1978	4,948	458	3,185	1,305
1979	7,750	913	4,530	2,307
1980	5,022	734	2,615	1,673
1981	7,503	1,806	3,028	2,669
1982	7,516	3,517	2,031	1,968
1983	8,703	6,411	962	1,330
1984	10,091	9,596	236	259
TOTAL	119,366	26,494	62,810	30,062

¹Revocation after reinstatement of parole is not shown in Column IV for parolees reinstated prior to Fiscal Year 1979.

EXPLANATION OF TABLE 39

Table 39 shows the present status of inmates released from Texas Department of Corrections on parole or conditional pardon during the 37-year period beginning September 1, 1947, and ending August 31, 1984.

A total of Column I (which gives the total number released each year) shows that 119,366 inmates were released during the entire 37-year period. A total of Column II (which gives the number still on active parole out of the total released each year) shows that 26,494 inmates released over the 37-year period are still serving satisfactorily on parole or conditional pardon. Many inmates have already completed their paroles or conditional pardons and have been discharged from their sentences. A total of Column III (which gives those terminated satisfactorily out of the total released each year) shows that 62,810 released during the 37-year period have already satisfactorily terminated their paroles or conditional pardons. Some parolees have violated their paroles or conditional pardons, and clemency or parole has been revoked. A total of Column IV (which gives those revoked out of the total released each year) shows that 30,062 over the 37-year period have been revoked. These were revoked because of new felony convictions or for technical violations of parole.

As can be seen, Columns II, III and IV are constantly changing from year to year as parolees discharge their sentences or are revoked. For instance, there are at present only 259 parolees out of the 4,237 released in 1974 who are still on active parole. The others have discharged their sentences or have been revoked. On the other hand, there are 9,596 out of the 10,091 released in 1984 still on active parole. This is because those released in 1974 have had 10 years to discharge their sentences while on parole or conditional pardon, while those released in 1984 have had only one year towards discharging their sentences.

TABLE 40

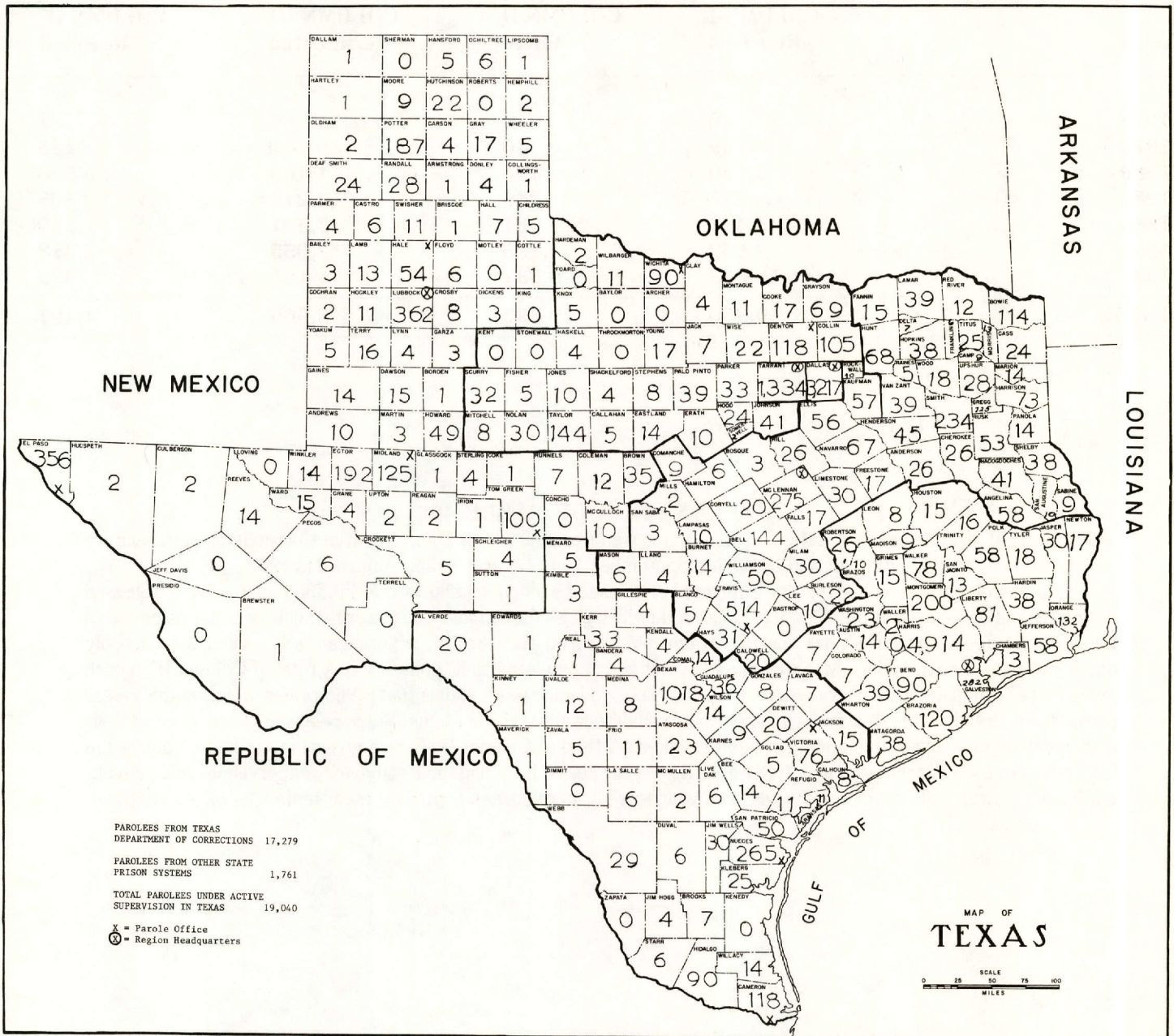
**PRESENT STATUS OF 29,350 INMATES RELEASED FROM THE TEXAS
DEPARTMENT OF CORRECTIONS ON MANDATORY SUPERVISION
DURING A SEVEN-YEAR PERIOD ENDING AUGUST 31, 1984**

Years	COLUMN I Released	COLUMN II Active	COLUMN III Terminated	COLUMN IV Revoked
1978	10	0	9	1
1979	739	0	594	145
1980	2,140	174	1,408	558
1981	3,327	245	2,216	866
1982	5,422	1,761	2,501	1,160
1983	7,659	4,186	2,055	1,418
1984	10,053	9,531	183	339
TOTAL	29,350	15,897	8,966	4,487

EXPLANATION OF TABLE 40

The chart shows the present status of inmates released from the Texas Department of Corrections on mandatory supervision during the 7-year period beginning September 1, 1977, and ending August 31, 1984.

A total of Column I (which gives the total number released each year) shows that 29,350 inmates were released during the entire 7-year period. A total of Column II (which gives the number still under mandatory supervision out of the total released each year) shows that 15,897 inmates released over the 7-year period are still serving satisfactorily under mandatory supervision. Many inmates have already completed their sentences. A total of Column III (which gives those terminated satisfactorily out of the total released each year) shows that 8,966 released during the 7-year period have already satisfactorily terminated their mandatory supervision status. Some releasees have violated their mandatory supervision status and have been revoked. A total of Column IV (which gives those revoked out of the total released each year) shows that 4,487 over the 7-year period have had their mandatory supervision status revoked. These figures will constantly change from year to year as releasees terminate their sentences or are revoked.



GLOSSARY

Active supervision: Status of parolee in which the parolee must report regularly to a field parole officer.

Commutation of sentence: A form of executive clemency whereby the sentence of the court may be lessened.

Conditional pardon: A form of executive clemency that does not become operative until the grantee has performed some specified act or becomes void after the occurrence of some specified event or remits only a portion of the penalties that are the legal consequences of a crime.

Conditional parole: A category of parole in which an inmate who could not otherwise be paroled, as a condition of his parole, is paroled to a halfway house only for such period as determined necessary by the Board. It is granted to those inmates who need a transitional facility to assist them in readapting to a free society.

Detainer warrant: A legal or quasi-legal hold order under which a warden having a man in custody will not release him when he completes his sentence but will make him available to the officers of another jurisdiction to answer the charges or accusations pending in that jurisdiction.

District parole officer: Employee of the Board of Pardons and Paroles responsible for supervision of parolees and mandatory supervision releasees.

Emergency reprieve: A form of executive clemency whereby an inmate may be released from prison to enter a hospital, attend civil court proceedings, attend a funeral of an immediate family member or visit a critically ill immediate family member.

Executive Clemency: Acts of the governor including lessening the severity of a sentence, stay of execution of a death sentence, full pardon, commutation of a sentence imposed in a felony or misdemeanor case, emergency reprieve, medical reprieve, reprieve to attend civil court proceedings or a reprieve of jail sentence.

Further investigation (FI): An initial determination by the parole panel favorable to parole of an inmate pending further investigation.

FY: Fiscal year — September 1 through August 31.

Initial review: The first review conducted by the parole Board to determine if an inmate should be paroled at the time in the sentence when the inmate legally reaches the minimum eligibility for parole consideration.

Inmate: A person incarcerated in the Texas Department of Corrections, other penal institution or jail and serving a sentence imposed upon conviction of a crime.

Institutional parole officer: Parole officer who works within a penal institution to assist inmates and their families in matters concerning parole procedures, parole planning and executive clemency.

Interstate Probation and Parole Compact: An agreement between Texas, the other 49 states, the Virgin Islands and Puerto Rico to allow probationers and parolees to complete their terms in a jurisdiction other than the jurisdiction in which the offense was committed.

Jurisdiction: All persons over whom the Board of Pardons and Paroles has revocation power and who are subject to the orders of the Board. See Table 17.

Mandatory supervision: The release of a prisoner at the expiration of the maximum term less credit for good time earned, but not on parole, for rehabilitation and supervision in the community until the expiration of the calendar sentence.

Pardon: A form of executive clemency which absolves an individual from the legal consequences of his crime and conviction.

Parole: The conditional release, by administrative act, of a convicted offender from a penal or correctional institution, under the continued custody of the state, to serve the remainder of his sentence in the community under supervision.

Parolee: Inmate who is released from incarceration in a parole status.

Parole certificate: An order of the Board incorporating a parole agreement which, when fully executed, authorizes the release of an inmate from the Texas Department of Corrections on parole.

Parole eligible: An inmate who has met the legal requirements for parole consideration by a parole panel. Prisoners are normally eligible for parole consideration when their calendar time served plus good conduct time equals one-third of the maximum sentence imposed or 20 years, whichever is less. If a prisoner has been convicted of a specified aggravated crime, or used a weapon in the commission of the offense, he is not eligible for parole consideration until his actual calendar time served, without consideration of good conduct time, equals one-third of the maximum sentence or 20 calendar years, whichever is less, but in no event shall he be eligible for parole in less than two calendar years.

Parole panel: A three-member panel composed of commissioners and/or parole Board members for purposes of parole selection, parole revocation or mandatory supervision revocation.

Parole plan: Proposal for residence and employment or provision for maintenance and care of a parolee.

Preliminary investigation: A parole consideration in which it is determined that additional information is necessary before a final disposition can be made.

Pre-revocation warrant: Warrant authorizing the arrest by any peace officer of a parolee for alleged violation of conditions of his parole.

Probation: Release of a convicted offender by a court under conditions imposed by the court for a specified period during which the imposition of sentence is suspended.

Probation officer: Person employed by one or more courts of record having original criminal jurisdiction to supervise defendants placed on probation.

Reinstatement of parole: A reinstatement of a revoked parole.

Releasee: Inmate released on parole, conditional pardon or mandatory supervision.

Remission of fine or forfeiture: A form of executive clemency releasing the grantee from payment of all or a portion of a fine or cancelling a forfeiture of a bond.

Reprieve: A form of executive clemency granting the temporary suspension of the execution of a sentence.

Restoration of rights of citizenship: A form of executive clemency which restores the right to vote, which in turn restores any other civil rights conditioned upon the right to vote; not a full pardon.

Revocation: The cancellation of parole, mandatory supervision status or of a conditional act of executive clemency that subjects the grantee to immediate incarceration to serve the remainder of the sentence or, in the instance of a fine, to immediate payment of the fine.

Revocation hearing: A hearing of evidence by a parole officer to determine whether to withdraw a warrant and continue the releasee on parole/mandatory supervision, or to recommend revocation of parole to the governor when a releasee allegedly violates the parole rules or commits a new offense.

Revoked without prejudice: Refers to revocations of parole on a new conviction on an offense that was committed prior to or about the same time as the offense for which the inmate is presently paroled.

Serve-all (SA): A decision by the parole panel to deny parole, and the inmate is required to serve the remainder of the sentence in prison.

Set-off: Decision by the parole panel in which the offender is not paroled but his/her case is set for review at a later date.

Special review: A parole case consideration in which the inmate is eligible for parole upon or shortly after his/her arrival at the Texas Department of Corrections or, in the case of subsequent reviews, a case in which new and pertinent information dictates that it be reconsidered prior to the originally set-off date or prior to the serve-all date.

Subsequent review: A review conducted by a parole panel to determine if an inmate should be paroled subsequent to the initial review.

Technical violation: Violation, other than a new conviction, of the rules of the Board of Pardons and Paroles.

Texas Department of Corrections (TDC): The agency that manages the state's adult institutional correctional system with responsibility for custody of prisoners confined in its facilities.

Trial reprieve: A form of executive clemency used in jail cases in which an inmate is released for a specified time but not from the penalty of the sentence, nor does the time away from the jail count as time served on the sentence.

USIS: United States Immigration Service.

