




# **OFFICE OF THE SECRETARY OF STATE**

## **ANNUAL FINANCIAL REPORT**



**FOR THE YEAR ENDED AUGUST 31, 2013**

**JOHN STEEN  
SECRETARY OF STATE**



**OFFICE OF THE SECRETARY OF STATE**

**ANNUAL FINANCIAL REPORT**

**FOR THE YEAR ENDED AUGUST 31, 2013**

**JOHN STEEN  
SECRETARY OF STATE**

The Office of the Secretary of State does not discriminate on the basis of race, color, national origin, sex, religion, age or disability in employment or the provision of service.



# TABLE OF CONTENTS

## I. LETTER OF TRANSMITTAL

## II. GENERAL PURPOSE FINANCIAL STATEMENTS

- DAFR 8580 - Combined Balance Sheet - All Fund Types and Account Groups
- DAFR 8590 - Combined Statement of Revenues, Expenditures and Changes in Fund Balances
- DAFR 8581 - Combined Statement of Net Assets by GAAP Fund - Balance Sheet Format (GWFS)
- DAFR 8585 - Combined Statement of Net Assets - Fiduciary Funds

## III. NOTES TO THE FINANCIAL STATEMENTS

- Note 1 - Summary of Significant Accounting Policies
- Note 2 - Capital Assets
- Note 3 - Deposits, Investments and Repurchase Agreements
- Note 4 - N/A
- Note 5 - Summary of Long Term Liabilities
- Note 6 - N/A
- Note 7 - N/A
- Note 8 - N/A
- Note 9 - N/A
- Note 10 - N/A
- Note 11 - N/A
- Note 12 - Interfund Balances
- Note 13 through Note 29 - N/A

## IV. COMBINING STATEMENTS

- DAFR 8580 - Combining Balance Sheet - All Fund Types and Account Groups
- DAFR 8590 - Combining Statement of Revenues, Expenditures and Changes in Fund Balances
- DAFR 8581 - Combining Statement of Net Assets by GAAP and Agency Fund – Balance Sheet Format (GWFS)
- DAFR 8585 - Combining Statement of Net Assets – Fiduciary Funds

## V. SUPPLEMENTARY SCHEDULES

- Schedule 1A - Schedule of Expenditures of Federal Awards
- Notes to the Schedule of Expenditures of Federal Awards



**LETTER OF TRANSMITTAL**





# The State of Texas



Executive Division  
Capitol Building, 1E.8  
P.O. Box 12697  
Austin, Texas 78711-2697

Phone: 512-463-5770  
Fax: 512-475-2761  
Dial 7-1-1 For Relay Services  
[www.sos.state.tx.us](http://www.sos.state.tx.us)

John Steen  
Secretary of State

November 20, 2013

Honorable Rick Perry, Governor  
Honorable Susan Combs, Texas Comptroller  
Ursula Parks, Director, Legislative Budget Board  
John Keel, CPA, State Auditor

Ladies and Gentlemen:

We are pleased to submit the Annual Financial Report of the Office of the Secretary of State for the year ended August 31, 2013, in compliance with Texas Government Code Annotated, Section 2101.011 and in accordance with the requirements established by the Comptroller of Public Accounts.

Due to the statewide requirements embedded in Governmental Accounting Standards Board (GASB) Statement No. 34, the Comptroller of Public Accounts does not require the accompanying annual financial report to comply with all the requirements in this statement. The financial report will be considered for audit by the State Auditor as part of the audit of the State of Texas Comprehensive Annual Financial Report (CAFR); therefore, an opinion has not been expressed on the financial statements and related information contained in this report.

If you have any questions, please contact Louis Ng, Director of Financial Management, by phone at (512) 463-5594 or by email at [LNg@sos.state.tx.us](mailto:LNg@sos.state.tx.us).

Sincerely,

A handwritten signature in black ink, appearing to read "John Steen", written over a horizontal line.

John Steen  
Secretary of State



**GENERAL PURPOSE FINANCIAL STATEMENTS**



DAFR8580 307 AFR3 04 13      SOS1 RJE R307    2(ORG) ( ) ( ) 2(FND) ( ) 3(GLA) ( ) ( )      USAS  
 CYCLE: 11/18/13 21:27 5540    RUN DATE: 11/18/13    TIME: 22:58 28    CFY: 14    CFM: 03    LCY: 13    LCM: 00    FICHE: 307 13      01      01  
 (AGY)307      (ORG)      (PRG)      (NAC)      (APP)      (FND)      (COB)      (AOB)      (GLA)  
 (AGL)      (GRT)      (PRJ)      (SS1)      (SS2)

SECRETARY OF STATE (307)  
 BALANCE SHEET - GOVERNMENTAL & PROPRIETARY FUND TYPES (FFS)

PERCENT OF YEAR ELAPSED: 100%      REPORT PERIOD= ADJUSTMENT FY= 13      PROD SYSTEM  
 \*\*\*\*\*PAGE 1

GAAP FUND GROUP      01      GOVERNMENTAL  
 GAAP FUND TYPE      01      GENERAL

GL CAT	GL CLASS	COMP GL	TITLE	AGY GL	CURRENT YEAR	PRIOR YEAR
01	001	0010	CASH ON HAND		.00	.00
		0020	PETTY CASH ON HAND		650.00	650.00
GL CLS	001		CA CASH ON HAND		650.00	650.00
01	002	0040	CASH IN BANK		.00	.00
		0043	TRAVEL CASH IN BANK		16,900.00	16,900.00
GL CLS	002		CA CASH IN BANK		16,900.00	16,900.00
01	003	0035	CASH IN TRANSIT/REIMB DUE FR TREASURY		.00	.00
GL CLS	003		CA CASH IN TRANSIT/REIMB DUE FM TREASURY		.00	.00
01	004	0045	CASH IN STATE TREASURY		290,407,559.49-	263,416,335.12-
		0047	SHARED CASH		5,306,713.66	5,145,726.55
		0048	LEGISLATIVE CASH		308,836,085.93	293,846,498.72
GL CLS	004		CA CASH IN STATE TREASURY		23,735,240.10	35,575,890.15
01	020	9000	LEGISLATIVE APPROPRIATIONS		9,322,070.38	15,526,660.35
GL CLS	020		CA LEGISLATIVE APPROPRIATIONS		9,322,070.38	15,526,660.35
01	039	0241	FEDERAL RECEIVABLE-UNBILLED		.00	.00
GL CLS	039		CA FEDERAL RECEIVABLES		.00	.00
01	050	0201	OTHER INTEREST RECEIVABLE		.00	.00
GL CLS	050		CA INTEREST AND DIVIDENDS RECEIVABLE		.00	.00
01	052	0230	ACCTS. RECEIVABLE - BILLED		.00	.00
		0231	ACCTS. RECEIVABLE - UNBILLED		981,633.62	948,972.00
GL CLS	052		CA ACCOUNTS RECEIVABLES, NET		981,633.62	948,972.00
01	065	0279	CA INTERFUND RECEIVABLE-NO POST DOC		.00	.00
		0279	CA INTERFUND RECEIVABLE-NO POST DOC	32001650	.00	.00

DAFR8580 307 AFR3 04 13 SOS1 RJE R307 2(ORG) ( ) ( ) 2(FND) ( ) 3(GLA) ( ) ( ) USAS  
CYCLE: 11/18/13 21:27 5540 RUN DATE: 11/18/13 TIME: 22:58 28 CFY: 14 CFM: 03 LCY: 13 LCM: 00 FICHE: 307 13 01 01

BALANCE SHEET - GOVERNMENTAL & PROPRIETARY FUND TYPES (FFS)

PERCENT OF YEAR ELAPSED: 100% REPORT PERIOD= ADJUSTMENT FY= 13 PROD SYSTEM

\*\*\*\*\*PAGE 2

GAAP FUND GROUP 01 GOVERNMENTAL  
GAAP FUND TYPE 01 GENERAL

GL CAT	GL CLASS	COMP GL	TITLE	AGY GL	CURRENT YEAR	PRIOR YEAR
01	070	065	CA INTERFUND RECEIVABLE		.00	.00
		0282	DUE FROM UNIV COMPONENTS / SYSTEM		.00	.00
		0283	DUE FROM OTHER FUNDS	30750080	.00	.00
01	072	070	CA DUE FROM OTHER FUNDS		.00	.00
		0284	DUE FROM OTHER AGENCIES		.00	.00
		0284	DUE FROM OTHER AGENCIES	30700010	.00	.00
01	080	072	CA DUE FROM OTHER AGENCIES		.00	.00
		0285	CONSUM. INVENTORIES (MAT. AND SUPPLI		60,059.03	59,005.56
		080	CA CONSUMABLE INVENTORIES		60,059.03	59,005.56
* GLA CAT	01		CURRENT ASSETS		34,116,553.13	52,128,078.06
06	151	0345	FURNITURE/EQUIPMENT		.00	.00
06	158	151	FURNITURE AND EQUIPMENT, NET		.00	.00
		0383	OTHER CAPITAL ASSETS-DEPRECIABLE		.00	.00
		158	OTHER CAPITAL ASSETS, NET		.00	.00
* GLA CAT	06		NON-CURRENT ASSETS		.00	.00
11	190	0410	AMTS TO BE PROVI FY-OTHER OBLIGATION		.00	.00
		190	RETIREMNT OF OTHR GENERAL LONG-TERM DEBT		.00	.00
* GLA CAT	11		OTHER DEBITS		.00	.00
** TOTAL ASSETS AND OTHER DEBITS					34,116,553.13	52,128,078.06
21	200	1009	VOUCHERS PAYABLE		861,679.14-	2,726,155.15-
		1010	ACCOUNTS PAYABLE		229,010.77-	121,697.08-
GL CLS	200		CL ACCOUNTS PAYABLE		1,090,689.91-	2,847,852.23-

DAFR8580 307 AFR3 04 13 SOS1 RJE R307 2(ORG) ( ) ( ) 2(FND) ( ) 3(GLA) ( ) ( ) USAS  
CYCLE: 11/18/13 21:27 5540 RUN DATE: 11/18/13 TIME: 22:58 28 CFY: 14 CFM: 03 LCY: 13 LCM: 00 FICHE: 307 13 01 01

SECRETARY OF STATE (307)  
BALANCE SHEET - GOVERNMENTAL & PROPRIETARY FUND TYPES (FFS)

PERCENT OF YEAR ELAPSED: 100% REPORT PERIOD= ADJUSTMENT FY= 13 PROD SYSTEM  
\*\*\*\*\*PAGE 3

GAAP FUND GROUP 01 GOVERNMENTAL  
GAAP FUND TYPE 01 GENERAL

GL CAT	GL CLASS	COMP GL	TITLE	AGY GL	CURRENT YEAR	PRIOR YEAR
21	203	1015	PAYROLL PAYABLE		1,014,624.26-	1,132,818.95-
	GL CLS	203	CL PAYROLL PAYABLE		1,014,624.26-	1,132,818.95-
21	205	1049	CL INTERFUND PAYABLE		.00	.00
	GL CLS	205	CL INTERFUND PAYABLE	32001650	.00	.00
21	210	1053	DUE TO OTHER FUNDS	30709000	.00	.00
	GL CLS	210	DUE TO OTHER FUNDS	30704720	.00	.00
		1054	DUE TO OTHER FUNDS		.00	.00
21	211	1050	DUE TO OTHER AGENCIES		.00	.00
	GL CLS	211	DUE TO OTHER AGENCIES	30705010	.00	.00
		1050	DUE TO OTHER AGENCIES	30704720	.00	.00
		1050	DUE TO OTHER AGENCIES	30750080	.00	.00
		1050	DUE TO OTHER AGENCIES	32001650	.00	.00
		1050	DUE TO OTHER AGENCIES	47900010	.00	.00
		1050	DUE TO OTHER AGENCIES	90200010	.00	.00
21	220	1046	DEFERRED/UNEARNED REVENUES		6,924,398.64-	13,182,916.94-
	GL CLS	220	CL DEFERRED/UNEARNED REVENUES		6,924,398.64-	13,182,916.94-
21	230	1025	CL EMPLOYEE'S COMPENSABLE LEAVE		.00	.00
	GL CLS	230	CL EMPLOYEE'S COMPENSABLE LEAVE		.00	.00
21	300	1140	FUNDS HELD FOR OTHERS		.00	.00
	GL CLS	300	CL FUNDS HELD FOR OTHERS		.00	.00
		1149	FUNDS HELD FOR OTHERS		.00	.00
					.00	.00
					9,029,712.81-	17,163,588.12-
					9,029,712.81-	17,163,588.12-

\* GLA CAT 21 CURRENT LIABILITIES

\*\* TOTAL LIABILITIES AND OTHER CREDITS

DAFR8580 307 AFR3 04 13 SOS1 RJE R307 2(ORG) ( ) ( ) 2(FND) ( ) 3(GLA) ( ) ( ) USAS  
CYCLE: 11/18/13 21:27 5540 RUN DATE: 11/18/13 TIME: 22:58 28 CFY: 14 CFM: 03 LCY: 13 LCM: 00 FICHE: 307 13 01 01

SECRETARY OF STATE (307)  
BALANCE SHEET - GOVERNMENTAL & PROPRIETARY FUND TYPES (FFS)

PERCENT OF YEAR ELAPSED: 100% REPORT PERIOD= ADJUSTMENT FY= 13 PROD SYSTEM

\*\*\*\*\*PAGE 4

GAAP FUND GROUP 01 GOVERNMENTAL  
GAAP FUND TYPE 01 GENERAL

GL CAT	GL CLASS	COMP GL	TITLE	AGY GL	CURRENT YEAR	PRIOR YEAR
51	360	2050	FD BAL-RESERVED FOR ENCUMBRANCES		.00	.00
GL CLS	360		FD BAL RESERVED FOR ENCUMBRANCES		.00	.00
51	362	2075	FD BAL-RESERVED FOR CONSUM. INVENT.		.00	.00
GL CLS	362		FD BAL RESERVED FOR INVENTORIES		.00	.00
51	364	2065	FD BAL-RESERVED FOR IMPREST ACCOUNTS		.00	.00
GL CLS	364		FD BAL RESERVED FOR IMPREST ACCT.		.00	.00
51	510	2301	FD BAL-NONSPND FOR INVENTORY		59,005.56-	59,005.56-
		2303	FD BAL-NONSPND FOR LT LOANS,CONT AND		.00	.00
GL CLS	510		FD BAL-NONSPENDABLE		59,005.56-	59,005.56-
51	520	2310	FD BAL-RESTRICTED		10,758,279.10-	14,952,044.85-
GL CLS	520		FD BAL-RESTRICTED		10,758,279.10-	14,952,044.85-
51	530	2315	FD BAL-COMMITTED		162,961.71-	162,358.92-
GL CLS	530		FD BAL-COMMITTED		162,961.71-	162,358.92-
51	540	2320	FD BAL-ASSIGNED		5,582,705.10-	5,405,803.11-
GL CLS	540		FD BAL-ASSIGNED		5,582,705.10-	5,405,803.11-
51	550	****	2325-POST CLS FFS FB UNASSIGNED		8,523,888.85-	14,385,277.50-
GL CLS	550		FD BAL-UNASSIGNED		8,523,888.85-	14,385,277.50-
51	610	2150	FD BAL UNRES DESIG FOR OTHER		.00	.00
GL CLS	610		FD BAL - UNRES DESIG FOR OTHER		.00	.00
51	620	2240	FB-UNRESERVED-UNDESIGNATED-OTHER		.00	.00
		9999	FFS SYSTEM CLEARING - GL LEVEL ONLY		.00	.00
GL CLS	620		FUND BALANCE - UNRESERVED/UNDESIGNATED		.00	.00



DAFR8580 307 AFR3 04 13 SOS1 RJE R307 2(ORG) ( ) ( ) 2(FND) ( ) 3(GLA) ( ) ( ) USAS  
CYCLE: 11/18/13 21:27 5540 RUN DATE: 11/18/13 TIME: 22:58 28 CFY: 14 CFM: 03 LCY: 13 LCM: 00 FICHE: 307 13 01 01

BALANCE SHEET - GOVERNMENTAL & PROPRIETARY FUND TYPES (FFS)  
SECRETARY OF STATE (307)  
REPORT PERIOD= ADJUSTMENT FY= 13

PERCENT OF YEAR ELAPSED: 100% PRODUCTION SYSTEM  
\*\*\*\*\*PAGE 5

GAAP FUND GROUP 01 GOVERNMENTAL  
GAAP FUND TYPE 01 GENERAL

GL CAT	GL CLASS	COMP GL	TITLE	AGY GL	CURRENT YEAR	PRIOR YEAR
51	630	2030	INVESTMENT IN GENERAL FIXED ASSETS		.00	.00
		2055	FB - UNENCUM APPROP - SUBJECT TO LAP		.00	.00
		2060	FB-RES FOR UNENCUM APPR-FUTURE OPERA		.00	.00
GL CLS	630		OBSOLETE FB ACCTS UNDER GASB 34		.00	.00
51	800	9001	ENCUMBRANCES		429,159.46	2,936,693.79
		9003	ENCUMBRANCES (REPORTING AGENCIES)		.00	.00
		9005	BUDGET RESERVATION FOR ENCUMBRANCES		429,159.46-	2,936,693.79-
GL CLS	800		BUDGETARY		.00	.00
51	950	9200	PAYROLL CLEARING		.00	.00
		9201	PAYROLL CLEARING OFFSET		.00	.00
		9202	PAYROLL SYSTEM CLEARING		.00	.00
GL CLS	950		SYSTEM ACCOUNTS		.00	.00
* GLA CAT	51		FUND BALANCE (DEFICITS)		25,086,840.32-	34,964,489.94-
** TOTAL FUND BALANCE/NET POSITION WITH CURRENT CHANGES					25,086,840.32-	34,964,489.94-
** TOTAL LIABILITIES, OTHER CR, DEF INFLOWS AND FD BAL/NET POSITION					34,116,553.13-	52,128,078.06-
* GAAP FUND TYPE	01		GENERAL		.00	.00

DAFR8580 307 AFR3 04 13      SOS1 RJE R307    2(ORG) ( ) ( ) 2(FND) ( ) 3(GLA) ( ) ( )      USAS  
 CYCLE: 11/18/13 21:27 5540    RUN DATE: 11/18/13    TIME: 22:58 28    CFY: 14    CFM: 03    LCY: 13    LCM: 00    FICHE: 307 13      01      11  
 (AGY)307      (ORG)      (PRG)      (NAC)      (APP)      (FND)      (COB)      (AOB)      (GLA)  
 (AGL)      (GRT)      (PRJ)      (SS1)      (SS2)

SECRETARY OF STATE (307)

BALANCE SHEET - GOVERNMENTAL & PROPRIETARY FUND TYPES (FFS)

PERCENT OF YEAR ELAPSED: 100%

REPORT PERIOD= ADJUSTMENT FY= 13

PROD SYSTEM

\*\*\*\*\*PAGE 6

GAAP FUND GROUP      01      GOVERNMENTAL  
 GAAP FUND TYPE      11      CAPITAL ASSET BASIS CONVERSION ADJUSTMTS

GL CAT	GL CLASS	COMP GL	TITLE	AGY GL	CURRENT YEAR	PRIOR YEAR
01	111	0385	OTHER ASSETS		.00	.00
	GL CLS	111	OTHER CURRENT ASSETS		.00	.00
*	GLA CAT	01	CURRENT ASSETS		.00	.00
06	150	0355	VEHICLES, BOATS AND AIRCRAFT		.00	.00
	GL CLS	150	VEHICLES, BOATS AND AIRCRAFT, NET		.00	.00
06	151	0345	FURNITURE/EQUIPMENT		.00	.00
	GL CLS	151	FURNITURE AND EQUIPMENT, NET		.00	.00
06	158	0383	OTHER CAPITAL ASSETS-DEPRECIABLE		.00	.00
	GL CLS	158	OTHER CAPITAL ASSETS, NET		.00	.00
*	GLA CAT	06	NON-CURRENT ASSETS		.00	.00
11	190	0410	AMTS TO BE PROVI FY-OTHER OBLIGATION		.00	.00
	GL CLS	190	RETIREMNT OF OTHR GENERAL LONG-TERM DEBT		.00	.00
*	GLA CAT	11	OTHER DEBITS		.00	.00
**	TOTAL ASSETS AND OTHER DEBITS				.00	.00
21	230	1025	CL EMPLOYEE'S COMPENSABLE LEAVE		.00	.00
	GL CLS	230	CL EMPLOYEE'S COMPENSABLE LEAVE		.00	.00
*	GLA CAT	21	CURRENT LIABILITIES		.00	.00
**	TOTAL LIABILITIES AND OTHER CREDITS				.00	.00
51	620	9999	FFS SYSTEM CLEARING - GL LEVEL ONLY		.00	.00

DAFR8580 307 AFR3 04 13 SOS1 RJE R307 2(ORG) ( ) ( ) 2(FND) ( ) 3(GLA) ( ) ( ) USAS  
CYCLE: 11/18/13 21:27 5540 RUN DATE: 11/18/13 TIME: 22:58 28 CFY: 14 CFM: 03 LCY: 13 LCM: 00 FICHE: 307 13 01 11

SECRETARY OF STATE (307)

BALANCE SHEET - GOVERNMENTAL & PROPRIETARY FUND TYPES (FFS)

PERCENT OF YEAR ELAPSED: 100%

REPORT PERIOD= ADJUSTMENT FY= 13

PROD SYSTEM

\*\*\*\*\*PAGE 7

GAAP FUND GROUP 01 GOVERNMENTAL  
GAAP FUND TYPE 11 CAPITAL ASSET BASIS CONVERSION ADJUSTMTS

GL	GL	COMP	AGY	CURRENT	PRIOR
CAT	CLASS	GL	GL	YEAR	YEAR
GL	CLS	620	FUND BALANCE - UNRESERVED/UNDESIGNATED	.00	.00
51	630	2030	INVESTMENT IN GENERAL FIXED ASSETS	.00	.00
GL	CLS	630	OBSOLETE FB ACCTS UNDER GASB 34	.00	.00
*	GLA	CAT	51 FUND BALANCE (DEFICITS)	.00	.00
**	TOTAL FUND BALANCE/NET POSITION WITH CURRENT CHANGES			.00	.00
**	TOTAL LIABILITIES, OTHER CR, DEF INFLOWS AND FD BAL/NET POSITION			.00	.00
*	GAAP	FUND	TYPE 11 CAPITAL ASSET BASIS CONVERSION ADJUSTMTS	.00	.00

DAFR8580 307 AFR3 04 13      SOS1 RJE R307    2(ORG) ( ) ( ) 2(FND) ( ) 3(GLA) ( ) ( )      USAS  
 CYCLE: 11/18/13 21:27 5540    RUN DATE: 11/18/13 TIME: 22:58 28    CFY: 14    CFM: 03 LCY: 13    LCM: 00 FICHE: 307 13      01      12  
 (AGY) 307      (ORG)      (PRG)      (NAC)      (APP)      (FND)      (COB)      (AOB)      (GLA)  
 (AGL)      (GRT)      (PRJ)      (SS1)      (SS2)

SECRETARY OF STATE (307)  
 BALANCE SHEET - GOVERNMENTAL & PROPRIETARY FUND TYPES (FFS)

PERCENT OF YEAR ELAPSED: 100%      REPORT PERIOD= ADJUSTMENT FY= 13      PROD SYSTEM  
 \*\*\*\*\*PAGE 8

GAAP FUND GROUP      01      GOVERNMENTAL  
 GAAP FUND TYPE      12      LONG-TERM LIAB BASIS CONVERSION ADJUSTMT

GL CAT	GL CLASS	COMP GL	TITLE	AGY GL	CURRENT YEAR	PRIOR YEAR
11	190	0410	AMTS TO BE PROVI FY-OTHER OBLIGATION		.00	.00
	GL CLS	190	RETIREMNT OF OTHR GENERAL LONG-TERM DEBT		.00	.00
*	GLA CAT	11	OTHER DEBITS		.00	.00
**	TOTAL ASSETS AND OTHER DEBITS				.00	.00
21	202	1045	OTHER INTERGOVERNMENT PAYABLE		.00	.00
	GL CLS	202	CL OTHER INTERGOVERNMENTAL PAYABLES		.00	.00
21	230	1025	CL EMPLOYEE'S COMPENSABLE LEAVE		.00	.00
	GL CLS	230	CL EMPLOYEE'S COMPENSABLE LEAVE		.00	.00
*	GLA CAT	21	CURRENT LIABILITIES		.00	.00
**	TOTAL LIABILITIES AND OTHER CREDITS				.00	.00
51	620	2240	FB-UNRESERVED-UNDESIGNATED-OTHER		.00	.00
		9999	FFS SYSTEM CLEARING - GL LEVEL ONLY		.00	.00
	GL CLS	620	FUND BALANCE - UNRESERVED/UNDESIGNATED		.00	.00
*	GLA CAT	51	FUND BALANCE (DEFICITS)		.00	.00
**	TOTAL FUND BALANCE/NET POSITION WITH CURRENT CHANGES				.00	.00
**	TOTAL LIABILITIES, OTHER CR, DEF INFLOWS AND FD BAL/NET POSITION				.00	.00
*	GAAP FUND TYPE	12	LONG-TERM LIAB BASIS CONVERSION ADJUSTMT		.00	.00
*	GAAP FUND GROUP	01	GOVERNMENTAL		.00	.00
*	AGENCY	307			.00	.00

DAFR8590 307 AFR3 03 13 SOS1 RJE R307 2(ORG) ( ) 2(OBJ) 2(FND) ( ) 0(GLA) ( ) ( ) USAS  
 CYCLE: 11/18/13 21:27 5540 RUN DATE: 11/18/13 TIME: 22:58 28 CFY: 14 CFM: 03 LCY: 13 LCM: 00 FICHE: 307 01 01  
 (AGY)307 (ORG) (PRG) (NAC) (APP) (FND) (COB) (AOB) (GLA)  
 (AGL) (GRT) (PRJ) (SS1) (SS2)

SECRETARY OF STATE (307)  
 OPERATING STATEMENT - GOVERNMENTAL FUNDS

PERCENT OF YEAR ELAPSED: 100% REPORT PERIOD= ADJUSTMENT FY= 13 PROD SYSTEM  
 \*\*\*\*\*PAGE 1

GAAP FUND GROUP 01 GOVERNMENTAL  
 GAAP FUND TYPE 01 GENERAL

GAAP				CURRENT
GAAP	GAAP GL ACCT GL	GAAP COMPT	TITLE	YEAR
CATEGORY	FUNC CLASS ACCT SRC/OBJ	OBJ		
GAAP SRC/OBJ		0005	ORIGINAL APPROPRIATIONS	8,823,869.00
GAAP SRC/OBJ		0006	ADDITIONAL APPROPRIATIONS	2,415,278.41
GAAP SRC/OBJ		0007	UNEXPENDED BALANCE FORWARD	0.00
GAAP SRC/OBJ		0025	FEDERAL REVENUE	6,801,142.08
GAAP SRC/OBJ		0035	LICENSES, FEES AND PERMITS	8,469,291.33
GAAP SRC/OBJ		0050	INTEREST AND INVESTMENT INCOME	100,155.90
GAAP SRC/OBJ		0065	SALES OF GOODS AND SERVICES	10,070.00
GAAP SRC/OBJ		0080	OTHER	4,346.78
* GAAP CATEGORY	01		REVENUES	26,624,153.50
TOTAL REVENUES				26,624,153.50
GAAP SRC/OBJ		0200	SALARIES AND WAGES	9,794,187.24
GAAP SRC/OBJ		0210	PAYROLL RELATED COSTS	2,540,703.77
GAAP SRC/OBJ		0220	PROFESSIONAL FEES AND SERVICES	2,930,295.82
GAAP SRC/OBJ		0230	TRAVEL	110,191.13
GAAP SRC/OBJ		0240	MATERIALS AND SUPPLIES	1,600,101.18
GAAP SRC/OBJ		0250	COMMUNICATION AND UTILITIES	348,965.12
GAAP SRC/OBJ		0260	REPAIRS AND MAINTENANCE	1,121,325.43
GAAP SRC/OBJ		0270	RENTALS AND LEASES	116,153.82

DAFR8590 307 AFR3 03 13      SOS1 RJE R307      2(ORG) ( ) 2(OBJ) 2(FND) ( ) 0(GLA) ( ) ( )      USAS  
 CYCLE: 11/18/13 21:27 5540      RUN DATE: 11/18/13 TIME: 22:58 28 CFY: 14      CFM: 03 LCY: 13      LCM: 00 FICHE: 307      01      01

SECRETARY OF STATE (307)  
 OPERATING STATEMENT - GOVERNMENTAL FUNDS

PERCENT OF YEAR ELAPSED: 100%      REPORT PERIOD= ADJUSTMENT FY= 13      PROD SYSTEM  
 \*\*\*\*\*PAGE 2

GAAP FUND GROUP      01 GOVERNMENTAL  
 GAAP FUND TYPE      01 GENERAL

GAAP					CURRENT
GAAP	GAAP GL ACCT GL	GAAP	COMPT	TITLE	YEAR
CATEGORY	FUNC CLASS	ACCT SRC/OBJ	OBJ		
GAAP SRC/OBJ		0280		PRINTING AND REPRODUCTION	130,039.14
GAAP SRC/OBJ		0320		INTERGOVERNMENTAL PAYMENTS	10,725,990.49
GAAP SRC/OBJ		0330		PUBLIC ASSISTANCE PAYMENTS	2,252,109.88
GAAP SRC/OBJ		0340		OTHER EXPENDITURES	2,323,010.77
GAAP SRC/OBJ		0430		CAPITAL OUTLAY	54,579.16
* GAAP CATEGORY	04			EXPENDITURES	34,047,652.95
TOTAL EXPENDITURES					34,047,652.95
EXCESS (DEFICIENCY) OF REVENUES OVER (UNDER) EXPENDITURES					7,423,499.45-
GAAP SRC/OBJ		0500		TRANSFERS-IN	0.00
GAAP SRC/OBJ		0510		TRANSFERS-OUT	0.00
GAAP SRC/OBJ		0578		LEGISLATIVE FINANCING SOURCES	1,000,000.00
GAAP SRC/OBJ		0591		LEGISLATIVE FINANCING USES	0.00
GAAP SRC/OBJ		0600		APPROPRIATIONS LAPSED	3,454,150.17-
GAAP SRC/OBJ		0901		INVALID OBJECT/APPROPRIATION COMBINATION	0.00
* GAAP CATEGORY	05			OTHER FINANCING SOURCES (USES)	2,454,150.17-
TOTAL OTHER FINANCING SOURCES (USES)					2,454,150.17-
NET CHANGE IN FUND BALANCE					9,877,649.62-
FUND BALANCE - BEGINNING					34,964,489.94
FUND BALANCE - BEGINNING, AS RESTATED					34,964,489.94
FUND BALANCE - ENDING					25,086,840.32

DAFR8590 307 AFR3 03 13 SOS1 RJE R307 2(ORG) ( ) 2(OBJ) 2(FND) ( ) 0(GLA) ( ) ( ) USAS  
CYCLE: 11/18/13 21:27 5540 RUN DATE: 11/18/13 TIME: 22:58 28 CFY: 14 CFM: 03 LCY: 13 LCM: 00 FICHE: 307 01 01  
SECRETARY OF STATE (307)

OPERATING STATEMENT - GOVERNMENTAL FUNDS  
PERCENT OF YEAR ELAPSED: 100% REPORT PERIOD= ADJUSTMENT FY= 13 PROD SYSTEM  
\*\*\*\*\*PAGE 3

GAAP FUND GROUP 01 GOVERNMENTAL  
GAAP FUND TYPE 01 GENERAL

\*\*\*\*\*  
GAAP  
GAAP GAAP GL ACCT GL GAAP COMPT CURRENT  
CATEGORY FUNC CLASS ACCT SRC/OBJ OBJ TITLE YEAR  
\*\*\*\*\*

\* GAAP FUND TY 01 GENERAL 25,086,840.32

DAFR8590 307 AFR3 03 13 SOS1 RJE R307 2(ORG) ( ) 2(OBJ) 2(FND) ( ) 0(GLA) ( ) ( ) USAS  
CYCLE: 11/18/13 21:27 5540 RUN DATE: 11/18/13 TIME: 22:58 28 CFY: 14 CFM: 03 LCY: 13 LCM: 00 FICHE: 307 01 11  
(AGY)307 (ORG) (PRG) (NAC) (APP) (FND) (COB) (AOB) (GLA)  
(AGL) (GRT) (PRJ) (SS1) (SS2)

SECRETARY OF STATE (307)  
OPERATING STATEMENT - GOVERNMENTAL FUNDS

PERCENT OF YEAR ELAPSED: 100% REPORT PERIOD= ADJUSTMENT FY= 13 PROD SYSTEM  
\*\*\*\*\*PAGE 4

GAAP FUND GROUP 01 GOVERNMENTAL  
GAAP FUND TYPE 11 CAPITAL ASSET BASIS CONVERSION ADJUSTMTS  
\*\*\*\*\*

GAAP						CURRENT
GAAP	GAAP GL ACCT GL	GAAP	COMPT	TITLE		YEAR
CATEGORY	FUNC CLASS	ACCT SRC/OBJ	OBJ			

\*\*\*\*\*

NET CHANGE IN FUND BALANCE						0.00
FUND BALANCE - BEGINNING						0.00
FUND BALANCE - BEGINNING, AS RESTATED						0.00
FUND BALANCE - ENDING						0.00
* GAAP FUND TY 11				CAPITAL ASSET BASIS CONVERSION ADJUSTMTS		0.00



DAFR8590 307 AFR3 03 13      SOS1 RJE R307    2(ORG) ( ) 2(OBJ) 2(FND) ( ) 0(GLA) ( ) ( )      USAS  
 CYCLE: 11/18/13 21:27 5540    RUN DATE: 11/18/13 TIME: 22:58 28    CFY: 14    CFM: 03 LCY: 13    LCM: 00 FICHE: 307    01    12  
 (AGY)307    (ORG)    (PRG)    (NAC)    (APP)    (FND)    (COB)    (AOB)    (GLA)  
 (AGL)    (GRT)    (PRJ)    (SS1)    (SS2)

SECRETARY OF STATE (307)  
 OPERATING STATEMENT - GOVERNMENTAL FUNDS  
 REPORT PERIOD= ADJUSTMENT FY= 13

PERCENT OF YEAR ELAPSED: 100%      PROD SYSTEM  
 \*\*\*\*\*PAGE 5

GAAP FUND GROUP    01    GOVERNMENTAL  
 GAAP FUND TYPE    12    LONG-TERM LIAB BASIS CONVERSION ADJUSTMT

\*\*\*\*\*

GAAP						CURRENT
GAAP	GAAP GL ACCT GL	GAAP	COMPT	TITLE		YEAR
CATEGORY	FUNC CLASS	ACCT SRC/OBJ	OBJ			

NET CHANGE IN FUND BALANCE						0.00
FUND BALANCE - BEGINNING						0.00
FUND BALANCE - BEGINNING, AS RESTATED						0.00
FUND BALANCE - ENDING						0.00
* GAAP FUND TY	12			LONG-TERM LIAB BASIS CONVERSION ADJUSTMT		0.00
* GAAP FD GRP	01			GOVERNMENTAL		25,086,840.32
* AGENCY	307					25,086,840.32



DAFR8581 307 AFR3 04 13      SOS1 RJE R307    2(ORG) ( ) ( ) 2(FND) ( ) 3(GLA) ( ) ( )      USAS  
 CYCLE: 11/18/13 21:27 5540    RUN DATE: 11/18/13 TIME: 22:58 28    CFY: 14    CFM: 03 LCY: 13    LCM: 00 FICHE: 307 13      01      01  
 (AGY) 307      (ORG)      (PRG)      (NAC)      (APP)      (FND)      (COB)      (AOB)      (GLA)  
 (AGL)      (GRT)      (PRJ)      (SS1)      (SS2)

SECRETARY OF STATE (307)  
 STATEMENT OF NET POSITION - BALANCE SHEET FORMAT(GWFS)

PERCENT OF YEAR ELAPSED: 100%      REPORT PERIOD= ADJUSTMENT FY= 13      PROD SYSTEM  
 \*\*\*\*\*PAGE 1

GAAP FUND GROUP      01      GOVERNMENTAL  
 GAAP FUND TYPE      01      GENERAL

GL	GL	B/C	COMP	TITLE	AGY	CURRENT	PRIOR
CT	CLS	IND	GL		GL	YEAR	YEAR
01	001	N	0010	CASH ON HAND		.00	.00
		N	0020	PETTY CASH ON HAND		650.00	650.00
	GL CLS		001 CA	CASH ON HAND		650.00	650.00
01	002	N	0040	CASH IN BANK		.00	.00
		N	0043	TRAVEL CASH IN BANK		16,900.00	16,900.00
	GL CLS		002 CA	CASH IN BANK		16,900.00	16,900.00
01	003	N	0035	CASH IN TRANSIT/REIMB DUE FR TREASUR		.00	.00
	GL CLS		003 CA	CASH IN TRANSIT/REIMB DUE FM TREASURY		.00	.00
01	004	N	0045	CASH IN STATE TREASURY		290,407,559.49-	263,416,335.12-
		N	0047	SHARED CASH		5,306,713.66	5,145,726.55
		N	0048	LEGISLATIVE CASH		308,836,085.93	293,846,498.72
	GL CLS		004 CA	CASH IN STATE TREASURY		23,735,240.10	35,575,890.15
01	020	N	9000	LEGISLATIVE APPROPRIATIONS		9,322,070.38	15,526,660.35
	GL CLS		020 CA	LEGISLATIVE APPROPRIATIONS		9,322,070.38	15,526,660.35
01	039	N	0241	FEDERAL RECEIVABLE-UNBILLED		.00	.00
	GL CLS		039 CA	FEDERAL RECEIVABLES		.00	.00
01	050	N	0201	OTHER INTEREST RECEIVABLE		.00	.00
	GL CLS		050 CA	INTEREST AND DIVIDENDS RECEIVABLE		.00	.00
01	052	N	0230	ACCTS. RECEIVABLE - BILLED		.00	.00
		N	0231	ACCTS. RECEIVABLE - UNBILLED		981,633.62	948,972.00
	GL CLS		052 CA	ACCOUNTS RECEIVABLES, NET		981,633.62	948,972.00
01	065	N	0279	CA INTERFUND RECEIVABLE-NO POST DOC		.00	.00
		N	0279	CA INTERFUND RECEIVABLE-NO POST DOC	32001650	.00	.00

DAFR8581 307 AFR3 04 13 S0S1 RJE R307 2(ORG) ( ) ( ) 2(FND) ( ) 3(GLA) ( ) ( ) USAS  
CYCLE: 11/18/13 21:27 5540 RUN DATE: 11/18/13 TIME: 22:58 28 CFY: 14 CFM: 03 LCY: 13 LCM: 00 FICHE: 307 13 01 01

SECRETARY OF STATE (307)

STATEMENT OF NET POSITION - BALANCE SHEET FORMAT (GWFS)

PERCENT OF YEAR ELAPSED: 100%

REPORT PERIOD= ADJUSTMENT FY= 13

PROD SYSTEM

\*\*\*\*\*PAGE 2

GAAP FUND GROUP 01 GOVERNMENTAL

GAAP FUND TYPE 01 GENERAL

\*\*\*\*\*

GL	GL	B/C	COMP		AGY	CURRENT	PRIOR
CT	CLS	IND	GL	TITLE	GL	YEAR	YEAR

\*\*\*\*\*

	GL	CLS	065	CA	INTERFUND RECEIVABLE		.00	.00
01	070	N	0282		DUE FROM UNIV COMPONENTS / SYSTEM		.00	.00
			N	0283	DUE FROM OTHER FUNDS	30750080	.00	.00
	GL	CLS	070	CA	DUE FROM OTHER FUNDS		.00	.00
01	072	N	0284		DUE FROM OTHER AGENCIES		.00	.00
			N	0284	DUE FROM OTHER AGENCIES	30700010	.00	.00
	GL	CLS	072	CA	DUE FROM OTHER AGENCIES		.00	.00
01	080	N	0285		CONSUM. INVENTORIES (MAT. AND SUPPLI	60,059.03	59,005.56	
	GL	CLS	080	CA	CONSUMABLE INVENTORIES	60,059.03	59,005.56	
*	GLA	CAT	01		CURRENT ASSETS	34,116,553.13	52,128,078.06	
06	151	N	0345		FURNITURE/EQUIPMENT	.00	.00	
	GL	CLS	151		FURNITURE AND EQUIPMENT, NET	.00	.00	
06	158	N	0383		OTHER CAPITAL ASSETS-DEPRECIABLE	.00	.00	
	GL	CLS	158		OTHER CAPITAL ASSETS, NET	.00	.00	
*	GLA	CAT	06		NON-CURRENT ASSETS	.00	.00	
11	190	N	0410		AMTS TO BE PROVI FY-OTHER OBLIGATION	.00	.00	
	GL	CLS	190		RETIREMNT OF OTHR GENERAL LONG-TERM DEBT	.00	.00	
*	GLA	CAT	11		OTHER DEBITS	.00	.00	
**	TOTAL ASSETS AND OTHER DEBITS					34,116,553.13	52,128,078.06	
21	200	N	1009		VOUCHERS PAYABLE	861,679.14-	2,726,155.15-	
			N	1010	ACCOUNTS PAYABLE	229,010.77-	121,697.08-	
	GL	CLS	200	CL	ACCOUNTS PAYABLE	1,090,689.91-	2,847,852.23-	

DAFR8581 307 AFR3 04 13 SOS1 RJE R307 2(ORG) ( ) ( ) 2(FND) ( ) 3(GLA) ( ) ( ) USAS  
CYCLE: 11/18/13 21:27 5540 RUN DATE: 11/18/13 TIME: 22:58 28 CFY: 14 CFM: 03 LCY: 13 LCM: 00 FICHE: 307 13 01 01

STATEMENT OF NET POSITION - BALANCE SHEET FORMAT (GWFS)  
SECRETARY OF STATE (307)

PERCENT OF YEAR ELAPSED: 100% REPORT PERIOD= ADJUSTMENT FY= 13 PROD SYSTEM  
\*\*\*\*\*PAGE 3

GAAP FUND GROUP 01 GOVERNMENTAL  
GAAP FUND TYPE 01 GENERAL

GL	GL	B/C	COMP	TITLE	AGY	CURRENT	PRIOR	
CT	CLS	IND	GL		GL	YEAR	YEAR	
21	203	N	1015	PAYROLL PAYABLE		1,014,624.26-	1,132,818.95-	
	GL	CLS	203	CL PAYROLL PAYABLE		1,014,624.26-	1,132,818.95-	
21	205	N	1049	CL INTERFUND PAYABLE		.00	.00	
		N	1049	CL INTERFUND PAYABLE	32001650	.00	.00	
	GL	CLS	205	CL INTERFUND PAYABLE		.00	.00	
21	210	N	1053	DUE TO OTHER FUNDS	30709000	.00	.00	
		N	1053	DUE TO OTHER FUNDS	30704720	.00	.00	
		N	1054	DUE TO OTHER FUNDS		.00	.00	
	GL	CLS	210	CL DUE TO OTHER FUNDS		.00	.00	
21	211	N	1050	DUE TO OTHER AGENCIES		.00	.00	
		N	1050	DUE TO OTHER AGENCIES	30705010	.00	.00	
		N	1050	DUE TO OTHER AGENCIES	30704720	.00	.00	
		N	1050	DUE TO OTHER AGENCIES	30750080	.00	.00	
		N	1050	DUE TO OTHER AGENCIES	32001650	.00	.00	
		N	1050	DUE TO OTHER AGENCIES	47900010	.00	.00	
		N	1050	DUE TO OTHER AGENCIES	90200010	.00	.00	
	GL	CLS	211	CL DUE TO OTHER AGENCIES		.00	.00	
21	220	N	1046	DEFERRED/UNEARNED REVENUES		6,924,398.64-	13,182,916.94-	
	GL	CLS	220	CL DEFERRED/UNEARNED REVENUES		6,924,398.64-	13,182,916.94-	
21	230	N	1025	CL EMPLOYEE'S COMPENSABLE LEAVE		.00	.00	
	GL	CLS	230	CL EMPLOYEE'S COMPENSABLE LEAVE		.00	.00	
21	300	N	1140	FUNDS HELD FOR OTHERS		.00	.00	
		N	1149	FUNDS HELD FOR OTHERS		.00	.00	
	GL	CLS	300	CL FUNDS HELD FOR OTHERS		.00	.00	
*	GLA	CAT	21	CURRENT LIABILITIES		9,029,712.81-	17,163,588.12-	
**	TOTAL LIABILITIES AND OTHER CREDITS						9,029,712.81-	17,163,588.12-

DAFR8581 307 AFR3 04 13 SOS1 RJE R307 2(ORG) ( ) ( ) 2(FND) ( ) 3(GLA) ( ) ( ) USAS  
CYCLE: 11/18/13 21:27 5540 RUN DATE: 11/18/13 TIME: 22:58 28 CFY: 14 CFM: 03 LCY: 13 LCM: 00 FICHE: 307 13 01 01

SECRETARY OF STATE (307)

STATEMENT OF NET POSITION - BALANCE SHEET FORMAT (GWFS)

PERCENT OF YEAR ELAPSED: 100% REPORT PERIOD= ADJUSTMENT FY= 13 PROD SYSTEM

\*\*\*\*\*PAGE 4

GAAP FUND GROUP 01 GOVERNMENTAL  
GAAP FUND TYPE 01 GENERAL

GL CT	GL CLS	B/C IND	COMP GL	TITLE	AGY GL	CURRENT YEAR	PRIOR YEAR
51	360	N	2050	FD BAL-RESERVED FOR ENCUMBRANCES		.00	.00
	GL CLS		360	FD BAL RESERVED FOR ENCUMBRANCES		.00	.00
51	362	N	2075	FD BAL-RESERVED FOR CONSUM. INVENT.		.00	.00
	GL CLS		362	FD BAL RESERVED FOR INVENTORIES		.00	.00
51	364	N	2065	FD BAL-RESERVED FOR IMPREST ACCOUNTS		.00	.00
	GL CLS		364	FD BAL RESERVED FOR IMPREST ACCT.		.00	.00
51	510	N	2301	FD BAL-NONSPND FOR INVENTORY		59,005.56-	59,005.56-
	N		2303	FD BAL-NONSPND FOR LT LOANS,CONT AND		.00	.00
	GL CLS		510	FD BAL-NONSPENDABLE		59,005.56-	59,005.56-
51	520	N	2310	FD BAL-RESTRICTED		10,758,279.10-	14,952,044.85-
	GL CLS		520	FD BAL-RESTRICTED		10,758,279.10-	14,952,044.85-
51	530	N	2315	FD BAL-COMMITTED		162,961.71-	162,358.92-
	GL CLS		530	FD BAL-COMMITTED		162,961.71-	162,358.92-
51	540	N	2320	FD BAL-ASSIGNED		5,582,705.10-	5,405,803.11-
	GL CLS		540	FD BAL-ASSIGNED		5,582,705.10-	5,405,803.11-
51	550	N	****	2325-POST CLS FFS FB UNASSIGNED		8,523,888.85-	14,385,277.50-
	GL CLS		550	FD BAL-UNASSIGNED		8,523,888.85-	14,385,277.50-
51	610	N	2150	FD BAL UNRES DESIG FOR OTHER		.00	.00
	GL CLS		610	FD BAL - UNRES DESIG FOR OTHER		.00	.00
51	620	N	2240	FB-UNRESERVED-UNDESIGNATED-OTHER		.00	.00
	N		9999	FFS SYSTEM CLEARING - GL LEVEL ONLY		.00	.00
	GL CLS		620	FUND BALANCE - UNRESERVED/UNDESIGNATED		.00	.00

DAFR8581 307 AFR3 04 13 SOS1 RJE R307 2(ORG) ( ) ( ) 2(FND) ( ) 3(GLA) ( ) ( ) USAS  
CYCLE: 11/18/13 21:27 5540 RUN DATE: 11/18/13 TIME: 22:58 28 CFY: 14 CFM: 03 LCY: 13 LCM: 00 FICHE: 307 13 01 01

SECRETARY OF STATE (307)

STATEMENT OF NET POSITION - BALANCE SHEET FORMAT (GWFS)

PERCENT OF YEAR ELAPSED: 100% REPORT PERIOD= ADJUSTMENT FY= 13 PROD SYSTEM

\*\*\*\*\*PAGE 5

GAAP FUND GROUP 01 GOVERNMENTAL  
GAAP FUND TYPE 01 GENERAL

GL	GL	B/C	COMP	TITLE	AGY	CURRENT	PRIOR
CT	CLS	IND	GL		GL	YEAR	YEAR
51	630	N	2030	INVESTMENT IN GENERAL FIXED ASSETS		.00	.00
		N	2055	FB - UNENCUM APPROP - SUBJECT TO LAP		.00	.00
		N	2060	FB-RES FOR UNENCUM APPR-FUTURE OPERA		.00	.00
	GL CLS		630	OBSOLETE FB ACCTS UNDER GASB 34		.00	.00
51	800	N	9001	ENCUMBRANCES		429,159.46	2,936,693.79
		N	9003	ENCUMBRANCES (REPORTING AGENCIES)		.00	.00
		N	9005	BUDGET RESERVATION FOR ENCUMBRANCES		429,159.46-	2,936,693.79-
	GL CLS		800	BUDGETARY		.00	.00
51	950	N	9200	PAYROLL CLEARING		.00	.00
		N	9201	PAYROLL CLEARING OFFSET		.00	.00
		N	9202	PAYROLL SYSTEM CLEARING		.00	.00
	GL CLS		950	SYSTEM ACCOUNTS		.00	.00
*	GLA CAT		51	FUND BALANCE (DEFICITS)		25,086,840.32-	34,964,489.94-
**	TOTAL FUND BALANCE/NET POSITION WITH CURRENT CHANGES					25,086,840.32-	34,964,489.94-
**	TOTAL LIABILITIES, OTHER CR, DEF INFLOWS AND FD BAL/NET POSITION					34,116,553.13-	52,128,078.06-
*	GAAP FUND TYPE		01	GENERAL		.00	.00

DAFR8581 307 AFR3 04 13      SOS1 RJE R307    2(ORG) ( ) ( ) 2(FND) ( ) 3(GLA) ( ) ( )      USAS  
 CYCLE: 11/18/13 21:27 5540    RUN DATE: 11/18/13 TIME: 22:58 28    CFY: 14    CFM: 03 LCY: 13    LCM: 00 FICHE: 307 13      01      11  
 (AGY)307      (ORG)      (PRG)      (NAC)      (APP)      (FND)      (COB)      (AOB)      (GLA)  
 (AGL)                      (GRT)                      (PRJ)                      (SS1)                      (SS2)

SECRETARY OF STATE (307)

STATEMENT OF NET POSITION - BALANCE SHEET FORMAT (GWFS)

PERCENT OF YEAR ELAPSED: 100%      REPORT PERIOD= ADJUSTMENT FY= 13      PROD SYSTEM  
 \*\*\*\*\*PAGE 6

GAAP FUND GROUP      01      GOVERNMENTAL  
 GAAP FUND TYPE      11      CAPITAL ASSET BASIS CONVERSION ADJUSTMTS

GL	GL	B/C	COMP	AGY	CURRENT	PRIOR
CT	CLS	IND	GL	GL	YEAR	YEAR
				TITLE		
01	111	N	0385	OTHER ASSETS	.00	.00
	GL	CLS	111	OTHER CURRENT ASSETS	.00	.00
*	GLA	CAT	01	CURRENT ASSETS	.00	.00
06	150	N	0355	VEHICLES, BOATS AND AIRCRAFT	.00	.00
		Y	0655	BC VEHICLES, BOATS AND AIRCRAFT	11,123.95	11,123.95
		Y	0656	BC ACCUM DEPR-VEHICLES, BOATS & AIRC	11,123.95-	11,123.95-
	GL	CLS	150	VEHICLES, BOATS AND AIRCRAFT, NET	.00	.00
06	151	N	0345	FURNITURE/EQUIPMENT	.00	.00
		Y	0645	BC FURNITURE/EQUIPMENT	3,338,472.99	3,945,170.37
		Y	0650	BC ACCUM DEPR-FURN & EQUIP	2,630,765.67-	2,936,094.95-
	GL	CLS	151	FURNITURE AND EQUIPMENT, NET	707,707.32	1,009,075.42
06	155	Y	0680	BC CONSTRUCTION IN PROGRESS	.00	.00
	GL	CLS	155	CONSTRUCTION IN PROGRESS	.00	.00
06	158	N	0383	OTHER CAPITAL ASSETS-DEPRECIABLE	.00	.00
		Y	0683	BC OTHER CAPITAL ASSETS-DEPRECIABLE	126,874.65	126,874.65
		Y	0684	BC ACCUM DEPR-OTHER CAPITAL ASSETS	126,874.65-	126,874.65-
	GL	CLS	158	OTHER CAPITAL ASSETS, NET	.00	.00
06	165	Y	0693	BC COMPUTER SOFTWARE - INTANGIBLE	15,122,977.13	15,920,733.08
		Y	0696	BC-ACCUM AMORT/COMPUTER SOFTWARE-INT	14,188,785.52-	12,245,811.71-
	GL	CLS	165	COMPUTER SOFTWARE-INTANGIBLE,NET	934,191.61	3,674,921.37
*	GLA	CAT	06	NON-CURRENT ASSETS	1,641,898.93	4,683,996.79
11	190	N	0410	AMTS TO BE PROVI FY-OTHER OBLIGATION	.00	.00
	GL	CLS	190	RETIREMNT OF OTHR GENERAL LONG-TERM DEBT	.00	.00



DAFR8581 307 AFR3 04 13 SOS1 RJE R307 2(ORG) ( ) ( ) 2(FND) ( ) 3(GLA) ( ) ( ) USAS  
CYCLE: 11/18/13 21:27 5540 RUN DATE: 11/18/13 TIME: 22:58 28 CFY: 14 CFM: 03 LCY: 13 LCM: 00 FICHE: 307 13 01 11

STATEMENT OF NET POSITION - BALANCE SHEET FORMAT (GWFS)

SECRETARY OF STATE (307)  
REPORT PERIOD= ADJUSTMENT FY= 13

PERCENT OF YEAR ELAPSED: 100% PRODUCTION SYSTEM  
\*\*\*\*\*PAGE 7

GAAP FUND GROUP 01 GOVERNMENTAL  
GAAP FUND TYPE 11 CAPITAL ASSET BASIS CONVERSION ADJUSTMNTS

GL	GL	B/C	COMP	AGY	CURRENT	PRIOR
CT	CLS	IND	GL	GL	YEAR	YEAR
TITLE						
*	GLA	CAT	11	OTHER DEBITS	.00	.00
**	TOTAL	ASSETS	AND	OTHER DEBITS	1,641,898.93	4,683,996.79
21	230	N	1025	CL EMPLOYEE'S COMPENSABLE LEAVE	.00	.00
	GL	CLS	230	CL EMPLOYEE'S COMPENSABLE LEAVE	.00	.00
*	GLA	CAT	21	CURRENT LIABILITIES	.00	.00
**	TOTAL	LIABILITIES	AND	OTHER CREDITS	.00	.00
45	410	Y	****	3505-POST CLS BC CAP ASSETS/DEBT	1,641,898.93-	4,683,996.79-
	GL	CLS	410	INVESTED IN CAP ASSETS, NET RELATED DEBT	1,641,898.93-	4,683,996.79-
45	430	Y	9992	BC SYSTEM CLEARING	.00	.00
	GL	CLS	430	UNRESTRICTED NET POSITION	.00	.00
*	GLA	CAT	45	NET POSITION	1,641,898.93-	4,683,996.79-
51	620	N	9999	FFS SYSTEM CLEARING - GL LEVEL ONLY	.00	.00
	GL	CLS	620	FUND BALANCE - UNRESERVED/UNDESIGNATED	.00	.00
51	630	N	2030	INVESTMENT IN GENERAL FIXED ASSETS	.00	.00
	GL	CLS	630	OBSOLETE FB ACCTS UNDER GASB 34	.00	.00
*	GLA	CAT	51	FUND BALANCE (DEFICITS)	.00	.00
**	TOTAL	FUND	BALANCE/NET	POSITION WITH CURRENT CHANGES	1,641,898.93-	4,683,996.79-
**	TOTAL	LIABILITIES,	OTHER CR,	DEF INFLOWS AND FD BAL/NET POSITION	1,641,898.93-	4,683,996.79-
*	GAAP	FUND	TYPE	11 CAPITAL ASSET BASIS CONVERSION ADJUSTMNTS	.00	.00

DAFR8581 307 AFR3 04 13 SOS1 RJE R307 2(ORG) ( ) ( ) 2(FND) ( ) 3(GLA) ( ) ( ) USAS  
 CYCLE: 11/18/13 21:27 5540 RUN DATE: 11/18/13 TIME: 22:58 28 CFY: 14 CFM: 03 LCY: 13 LCM: 00 FICHE: 307 13 01 12  
 (AGY)307 (ORG) (PRG) (NAC) (APP) (FND) (COB) (AOB) (GLA)  
 (AGL) (GRT) (PRJ) (SS1) (SS2)

SECRETARY OF STATE (307)

STATEMENT OF NET POSITION - BALANCE SHEET FORMAT (GWFS)

PERCENT OF YEAR ELAPSED: 100% REPORT PERIOD= ADJUSTMENT FY= 13 PROD SYSTEM  
 \*\*\*\*\*PAGE 8

GAAP FUND GROUP 01 GOVERNMENTAL  
 GAAP FUND TYPE 12 LONG-TERM LIAB BASIS CONVERSION ADJUSTMT

GL	GL	B/C	COMP	AGY	CURRENT	PRIOR	
CT	CLS	IND	GL	GL	YEAR	YEAR	
11	190	N	0410	AMTS TO BE PROVI	FY-OTHER OBLIGATION	.00	.00
	GL	CLS	190	RETIREMNT OF OTHR	GENERAL LONG-TERM DEBT	.00	.00
*	GLA	CAT	11	OTHER DEBITS		.00	.00
**	TOTAL ASSETS AND OTHER DEBITS				.00	.00	
21	202	N	1045	OTHER INTERGOVERNMENT	PAYABLE	.00	.00
	GL	CLS	202	CL OTHER INTERGOVERNMENTAL	PAYABLES	.00	.00
21	230	N	1025	CL EMPLOYEE'S COMPENSABLE	LEAVE	.00	.00
	Y		1525	BC CL EMPLOYEE'S COMPENSABLE	LEAVE	598,047.51-	650,158.67-
	GL	CLS	230	CL EMPLOYEE'S COMPENSABLE	LEAVE	598,047.51-	650,158.67-
*	GLA	CAT	21	CURRENT LIABILITIES		598,047.51-	650,158.67-
26	301	Y	1700	BC NC EMPLOYEE'S COMPENSABLE	LEAVE	439,563.12-	415,743.64-
	GL	CLS	301	NC EMPLOYEE'S COMPENSABLE	LEAVE	439,563.12-	415,743.64-
*	GLA	CAT	26	NON-CURRENT LIABILITIES		439,563.12-	415,743.64-
**	TOTAL LIABILITIES AND OTHER CREDITS				1,037,610.63-	1,065,902.31-	
45	430	Y	****	3950-POST CLS BC UNREST	NET ASSETS	1,037,610.63	1,065,902.31
	Y		9992	BC SYSTEM CLEARING		.00	.00
	GL	CLS	430	UNRESTRICTED NET POSITION		1,037,610.63	1,065,902.31
*	GLA	CAT	45	NET POSITION		1,037,610.63	1,065,902.31
51	620	N	2240	FB-UNRESERVED-UNDESIGNATED-OTHER		.00	.00
	N		9999	FFS SYSTEM CLEARING - GL	LEVEL ONLY	.00	.00
	GL	CLS	620	FUND BALANCE - UNRESERVED/UNDESIGNATED		.00	.00

DAFR8581 307 AFR3 04 13 SOS1 RJE R307 2(ORG) ( ) ( ) 2(FND) ( ) 3(GLA) ( ) ( ) USAS  
CYCLE: 11/18/13 21:27 5540 RUN DATE: 11/18/13 TIME: 22:58 28 CFY: 14 CFM: 03 LCY: 13 LCM: 00 FICHE: 307 13 01 12

STATEMENT OF NET POSITION - BALANCE SHEET FORMAT (GWFS)

PERCENT OF YEAR ELAPSED: 100% REPORT PERIOD= ADJUSTMENT FY= 13 PROD SYSTEM  
\*\*\*\*\* PAGE 9

GAAP FUND GROUP 01 GOVERNMENTAL  
GAAP FUND TYPE 12 LONG-TERM LIAB BASIS CONVERSION ADJUSTMT

GL	GL	B/C	COMP	TITLE	AGY	CURRENT	PRIOR
CT	CLS	IND	GL		GL	YEAR	YEAR
*	GLA	CAT	51	FUND BALANCE (DEFICITS)		.00	.00
**	TOTAL FUND BALANCE/NET POSITION WITH CURRENT CHANGES					1,037,610.63	1,065,902.31
**	TOTAL LIABILITIES, OTHER CR, DEF INFLOWS AND FD BAL/NET POSITION					.00	.00
*	GAAP	FUND	TYPE	12	LONG-TERM LIAB BASIS CONVERSION ADJUSTMT	.00	.00
*	GAAP	FUND	GROUP	01	GOVERNMENTAL	.00	.00
*	AGENCY			307		.00	.00



DAFR8585 307 AFR3 03 13 SOS1 RJE R307 2(ORG) ( ) ( ) 2(FND) ( ) 3(GLA) ( ) ( ) USAS  
 CYCLE: 11/18/13 21:27 5540 RUN DATE: 11/18/13 TIME: 22:58 28 CFY: 14 CFM: 03 LCY: 13 LCM: 00 FICHE: 307 13 03 09  
 (AGY)307 (ORG) (PRG) (NAC) (APP) (FND) (COB) (AOB) (GLA)  
 (AGL) (GRT) (PRJ) (SS1) (SS2)

SECRETARY OF STATE (307)  
 STATEMENT OF NET POSITION - NET POSITION FORMAT  
 REPORT PERIOD= ADJUSTMENT FY= 13

PERCENT OF YEAR ELAPSED: 100% PROD SYSTEM  
 \*\*\*\*\*PAGE 1

GAAP FUND GROUP 03 FIDUCIARY  
 GAAP FUND TYPE 09 AGENCY FUNDS

GL CAT	GL CLS	COMP GL	TITLE	AGY GL	CURRENT YEAR	PRIOR YEAR
01	001	0010	CASH ON HAND		270,581.00	138,106.00
	GL CLS	001	CA CASH ON HAND		270,581.00	138,106.00
01	003	0035	CASH IN TRANSIT/REIMB DUE FR TREASUR		.00	.00
	GL CLS	003	CA CASH IN TRANSIT/REIMB DUE FM TREASURY		.00	.00
01	004	0045	CASH IN STATE TREASURY		7,139,122.68	6,979,236.09
		0047	SHARED CASH		6,954,687.10-	6,777,785.11-
		0048	LEGISLATIVE CASH		.00	.00
	GL CLS	004	CA CASH IN STATE TREASURY		184,435.58	201,450.98
01	008	0055	CA ST INV INTERNATIONAL EQUITY		.00	.00
	GL CLS	008	CA SHORT TERM INVESTMENTS		.00	.00
01	020	9000	LEGISLATIVE APPROPRIATIONS		.00	.00
	GL CLS	020	CA LEGISLATIVE APPROPRIATIONS		.00	.00
01	052	0230	ACCTS. RECEIVABLE - BILLED		4,856.00	4,856.00
		0231	ACCTS. RECEIVABLE - UNBILLED		4,856.00-	4,856.00-
		0238	ACCTS. REC - OTHER REVENUES		.00	.00
	GL CLS	052	CA ACCOUNTS RECEIVABLES, NET		.00	.00
01	065	0279	CA INTERFUND RECEIVABLE-NO POST DOC		.00	.00
	GL CLS	065	CA INTERFUND RECEIVABLE		.00	.00
01	070	0283	DUE FROM OTHER FUNDS	30700010	.00	.00
	GL CLS	070	CA DUE FROM OTHER FUNDS		.00	.00
01	111	0385	OTHER ASSETS		715,000.00	700,000.00
		0390	SECURITIES HELD IN TRUST		.00	.00

DAFR8585 307 AFR3 03 13 SOS1 RJE R307 2(ORG) ( ) ( ) 2(FND) ( ) 3(GLA) ( ) ( ) USAS  
CYCLE: 11/18/13 21:27 5540 RUN DATE: 11/18/13 TIME: 22:58 28 CFY: 14 CFM: 03 LCY: 13 LCM: 00 FICHE: 307 13 03 09

SECRETARY OF STATE (307)

STATEMENT OF NET POSITION - NET POSITION FORMAT

PERCENT OF YEAR ELAPSED: 100%

REPORT PERIOD= ADJUSTMENT FY= 13

PROD SYSTEM

\*\*\*\*\*PAGE 2

GAAP FUND GROUP 03 FIDUCIARY  
GAAP FUND TYPE 09 AGENCY FUNDS

GL CAT	GL CLS	COMP GL	TITLE	AGY GL	CURRENT YEAR	PRIOR YEAR
	GL CLS	111	OTHER CURRENT ASSETS		715,000.00	700,000.00
*	GLA CAT	01	CURRENT ASSETS		1,170,016.58	1,039,556.98
**	TOTAL ASSETS AND OTHER DEBITS				1,170,016.58	1,039,556.98
21	200	1009	VOUCHERS PAYABLE		4,224.06	3,748.19
		1010	ACCOUNTS PAYABLE		.00	.00
	GL CLS	200	CL ACCOUNTS PAYABLE		4,224.06	3,748.19
21	205	1049	CL INTERFUND PAYABLE		.00	.00
	GL CLS	205	CL INTERFUND PAYABLE		.00	.00
21	300	1140	FUNDS HELD FOR OTHERS		.00	.00
		1149	FUNDS HELD FOR OTHERS		1,174,240.64-	1,043,305.17-
	GL CLS	300	CL FUNDS HELD FOR OTHERS		1,174,240.64-	1,043,305.17-
*	GLA CAT	21	CURRENT LIABILITIES		1,170,016.58-	1,039,556.98-
**	TOTAL LIABILITIES AND OTHER CREDITS				1,170,016.58-	1,039,556.98-
45	372	****	2400-POST CLS FIDUC NET ASSETS		.00	.00
	GL CLS	372	NET POSITION HELD IN TRUST-FIDUCIARY FDS		.00	.00
*	GLA CAT	45	NET POSITION		.00	.00
51	620	2240	FB-UNRESERVED-UNDESIGNATED-OTHER		.00	.00
		9999	FFS SYSTEM CLEARING - GL LEVEL ONLY		.00	.00
	GL CLS	620	FUND BALANCE - UNRESERVED/UNDESIGNATED		.00	.00
51	950	9989	HB 62 GENERAL LEDGER CLEARING		.00	.00
	GL CLS	950	SYSTEM ACCOUNTS		.00	.00
*	GLA CAT	51	FUND BALANCE (DEFICITS)		.00	.00

DAFR8585 307 AFR3 03 13 SOS1 RJE R307 2(ORG) ( ) ( ) 2(FND) ( ) 3(GLA) ( ) ( ) USAS  
CYCLE: 11/18/13 21:27 5540 RUN DATE: 11/18/13 TIME: 22:58 28 CFY: 14 CFM: 03 LCY: 13 LCM: 00 FICHE: 307 13 03 09

SECRETARY OF STATE (307)  
STATEMENT OF NET POSITION - NET POSITION FORMAT  
REPORT PERIOD= ADJUSTMENT FY= 13

PERCENT OF YEAR ELAPSED: 100% PROD SYSTEM  
\*\*\*\*\*PAGE 3

GAAP FUND GROUP 03 FIDUCIARY  
GAAP FUND TYPE 09 AGENCY FUNDS

GL	GL	COMP	AGY	CURRENT	PRIOR
CAT	CLS	GL	GL	YEAR	YEAR
TITLE					
*****					
**	NET POSITION WITH CURRENT CHANGES			.00	.00
**	TOTAL LIABILITIES, OTHER CR, DEF INFLOWS AND FD BAL/NET POSITION			1,170,016.58-	1,039,556.98-
*	GAAP FUND TYPE 09 AGENCY FUNDS			.00	.00
*	GAAP FUND GROUP 03 FIDUCIARY			.00	.00
*	AGENCY 307			.00	.00





**NOTES TO THE FINANCIAL STATEMENTS**



**NOTES TO THE FINANCIAL STATEMENTS**  
**(UNAUDITED)**

**NOTE 1: SUMMARY OF SIGNIFICANT ACCOUNTING POLICIES**

**A. ENTITY**

The Agency is provided for in the Texas Constitution Article IV, Section 21, and traces its origin to the Constitution of 1845. Currently, it is the only non-elective constitutional office found in the Executive Branch. The Secretary of State is appointed by the Governor with the advice and consent of the Senate. The term of office is concurrent with that of the appointing Governor. The Deputy Secretary of State, who acts in the place of the Secretary in his absence, is appointed by the Secretary of State. The major duties of the Secretary of State are:

- To attest to all commissions.
- To keep a record of all official acts and proceedings of the Governor.
- To preside at organizational sessions of the House of Representatives.
- To compile, publish and distribute Session Laws.
- To serve as the State's Chief Election Officer and administer the Election Code.
- To approve and file Articles of Incorporation and other corporate instruments.
- To file Certificates of Limited Partnerships and amendments.
- To file Certificates of Limited Liability Companies and Registered Limited Liability Partnerships.
- To file trademarks and assumed names.
- To file financing statements pursuant to the State's Uniform Commercial Code.
- To process appointments and issue commissions to all notaries public.
- To file the administrative rules of all state agencies.
- To publish the Texas Register.
- To cause the publication of the Texas Administrative Code.
- To provide for unofficial tabulation of election night returns through the Election Night Return System.

The accompanying financial statements of the Agency have been prepared to conform with Generally Accepted Accounting Principles (GAAP) as prescribed by the Governmental Accounting Standards Board (GASB).

**B. FUND STRUCTURE**

The accounts of the Agency are organized on the basis of funds and account groups, each of which is considered to be a separate accounting entity. The operations of a fund are accounted for with a complete set of self-balancing accounts that comprise its assets, liabilities, fund equity, revenues and expenditures. The funds and account groups used to reflect the Agency's transactions are as follows:

## GOVERNMENTAL FUND TYPES

### General Fund

The General Fund is the general operating fund of the Agency. This fund is maintained in the State Treasury, with the exception of the Employees' Travel Advance Account maintained in Frost National Bank (Member FDIC), and is supported mainly through legislative appropriations from the State's General Revenue Fund. In addition, the General Fund receives revenue from the sales of copies and other miscellaneous items. These revenues are also appropriated to the Agency by action of the Legislature.

## FIDUCIARY FUND TYPE - AGENCY FUNDS

Agency Funds are used to account for assets held and administered by the Agency as an agent for other governmental entities and/or other funds. These funds are custodial in nature and do not involve measurement of results of operations. The following Agency Funds were used during the periods covered by these financial statements.

1. **Departmental Suspense Account** - The suspense account is used to account for remittances received by the Agency, the final disposition of which is not immediately determinable.
2. **Automobile Club Service Account** - In order to acquire a certificate of authority as an automobile club, each applicant is required by the Automobile Club Services Act (Article 1528d, Vernon's Annotated Statutes) to file with the Agency, cash, a surety bond, or approved securities in the amount of \$25,000.00 to satisfy any liability or obligation in Texas in the event the automobile club ceases to do business. At August 31, 2013, cash in State Treasury was \$25,000.00. Also, \$125,000.00 was assigned to Secretary of State in certificates of deposit representing surety deposits from five automobile clubs. All other automobile clubs had surety bonds on file at the Agency.
3. **Inaugural Fund** - The Inaugural Fund in the State Treasury was created in accordance with Senate Bill No. 1317, 66th Legislature, Regular Session, 1979. Money in the fund may be appropriated only for expenditures authorized by this act. The act also provides for the establishment of an Inaugural Committee which is composed of members appointed by the Governor-elect and Lieutenant Governor-elect. Contributions may be made to the Inaugural Committee or to the Agency to defray the expenses of an inauguration. Contributions received by the Agency are delivered to the Inaugural Committee while the Committee is in operation. If the Agency receives contributions when the Committee is not in operation, deposits are made directly to the Inaugural Fund. Any funds remaining with the Committee on the date of its final report are also deposited to the Inaugural Fund. The Inaugural Fund will be available to the Inaugural Committee at the time of the next inauguration. At August 31, 2013, the Inaugural Fund balance was \$162,961.71, which included interest earned by the Inaugural Fund for fiscal year 2013.
4. **Health Spa Account** - In order to be registered with the Agency, a health spa is required by the Health Spa Act (Article 5221L, Vernon's Texas Annotated Civil Statutes) to file a surety bond, or a security deposit in the form of a certificate of deposit, letter of credit or other approved negotiable instrument, in the amount of \$20,000.00 to \$50,000.00 with the Agency. The security is for the benefit of any member of the health spa who suffers

financial loss due to the insolvency or cessation of operation of the health spa. At August 31, 2013, cash in State Treasury was \$172,578.68. Also, \$ 560,000.00 in certificate of deposits was assigned to the Secretary of State representing surety deposits. Unless exempted from the security requirement of the Health Spa Act, all other health spas had surety bonds or irrevocable letters of credit on file at the Agency.

6. **Telephone Solicitors Account** – Texas Business and Commerce Code, §38.107 requires telephone solicitors to post security in the form of a surety bond, an irrevocable letter of credit or a certificate of deposit. All security must be in the amount of \$10,000.00 and conditioned upon compliance by the solicitor with this act. Actions to recover against security may be brought by a person injured by the solicitor's bankruptcy or breach of agreement. At August 31, 2013, \$30,000.00 in certificate of deposits from three telephone solicitors was assigned to the Secretary of State representing surety deposits.

#### C. **BASIS OF ACCOUNTING**

The basis of accounting determines when revenues and expenditures or expenses are recognized in the accounts reported in the financial statements. All governmental fund types, expendable trust funds and agency funds are accounted for on the modified accrual basis of accounting. Revenues are recognized when they become both measurable and available. Expenditures are generally recognized when the related fund liability is incurred. Exceptions are unpaid employee compensable leave, and the unmatured debt service (principal and interest) on general long-term debt, long-term capital leases and long-term claims and judgments, which are not recognized until actual payment is made. See Note 4.

**D. BUDGETS AND BUDGETARY ACCOUNTING**

The budget is prepared biennially and represents appropriations authorized by the Legislature and approved by the Governor (the General Appropriations Act). Encumbrance accounting is employed for budgetary control purposes.

Unencumbered appropriations are now generally subject to lapse 60 days after the end of the fiscal year for which they were appropriated.

**E. ASSETS, LIABILITIES AND FUND EQUITY**

**ASSETS**

Cash

The account, Travel Cash in Bank, is comprised of the Advance Travel accounts. At August 31, 2013, the Petty Cash Account balance was \$650.00. This account is maintained to facilitate cash transactions for the public.

Inventories

Consumable inventories include supplies and postage on hand at year end. Merchandise inventories include materials, supplies, equipment, and other items on hand. Inventories for governmental funds are accounted for using the consumption method. The cost of these items is recognized as expenditure at the time of purchase and adjusted to consumption with physical inventories at year end. These assets are offset by a fund balance reserve which indicates that they do not constitute "available spendable resources."

Capital Assets

Depreciable and amortizable assets over a certain criteria are capitalized. Depreciable assets of \$5,000 or more are capitalized at cost or, if not purchased, at appraised fair value as of the date of acquisition. Intangible computer software purchases of less than \$100,000 are reported as expenditures. Internally developed software cost less than \$1 million are reported as expenditures. Assets are depreciated or amortized over the estimated useful life of the asset using the straight-line method.

Other Assets

The Automobile Club Service Fund and Health Spa Fund accounts received safekeeping receipts for certificates of deposit, letters of credit or other approved instruments from financial institutions. The Agency had custody of these financial instruments.

LIABILITIES

Accounts Payable

Accounts Payable represents the liability for the value of assets or services received at the balance sheet date for which payment is pending.

Employees' Compensable Leave

Employees' Compensable Leave Balances represent the liability that the Agency will be required to liquidate in the future for employees annual leave and compensable time.

Funds Held for Others

Funds Held for Others represent, Automobile Club Service Fund, Inaugural Fund, Health Spa Fund, Telephone Solicitors Account, Suspense Fund and the Agency's revenue transactions in process at August 31, 2013.

RESERVATIONS/DESIGNATIONS OF FUND EQUITY

Budget Reservation for Encumbrances

This represents commitments of the value of contracts awarded or assets ordered prior to year end but not received as of that date. Encumbrances are not included with expenditures or liabilities. They represent current resources designated for specific expenditures in subsequent operating periods.

Fund Balance Non-Spendable for Inventories

This represents the amount of supplies and postage held to be used in the next fiscal year.

Fund Balance Unassigned

This represents the fund balance not included in the above reserve accounts.

F. INTERFUND TRANSACTIONS AND BALANCES

Quasi-external Transactions

These transactions are transactions that would be treated as revenues, expenditures or expenses if they involved organizations external to state government. They are accounted for as revenues by the recipient fund and as expenditures or expenses by the disbursing fund. The accrual of quasi-external transactions is classified as "Due From Other Funds" and "Due To Other Funds" on the balance sheet.

**NOTE 2: CAPITAL ASSETS**

Capital Assets Note 2 was submitted to the State Government Accounting Capital Assets Note Submission System through the web-based internet application.  
Please see attached page for a copy of the report.



## Governmental Activities

2013

	Balance (prior year)	Adjustments	Completed CIP	Inc-Int'agy Trans	Dec-Int'agy Trans	Additions	Deletions	Ending Balance	Balance (Current Year)	Difference
Agency: 307 Secretary of State										
<b>Non-depreciable/Non-amortizable Assets</b>										
BC Land and Land Improvements	0.00	0.00	0.00	0.00	0.00	0.00	0.00	0.00	0.00	0.00
BC Infrastructure	0.00	0.00	0.00	0.00	0.00	0.00	0.00	0.00	0.00	0.00
BC Construction in Progress	0.00	0.00	0.00	0.00	0.00	0.00	0.00	0.00	0.00	0.00
BC Other Tangible Capital Assets	0.00	0.00	0.00	0.00	0.00	0.00	0.00	0.00	0.00	0.00
BC Land use Rights	0.00	0.00	0.00	0.00	0.00	0.00	0.00	0.00	0.00	0.00
BC Other Intangible Capital Assets	0.00	0.00	0.00	0.00	0.00	0.00	0.00	0.00	0.00	0.00
Total Non-depreciable/Non-	0.00	0.00	0.00	0.00	0.00	0.00	0.00	0.00	0.00	0.00
<b>Depreciable Assets</b>										
BC Building and Building Improvements	0.00	0.00	0.00	0.00	0.00	0.00	0.00	0.00	0.00	0.00
BC Infrastructure	0.00	0.00	0.00	0.00	0.00	0.00	0.00	0.00	0.00	0.00
BC Facilities and Other Improvements	0.00	0.00	0.00	0.00	0.00	0.00	0.00	0.00	0.00	0.00
BC Furniture and Equipment	3,945,170.37	-640,708.64	0.00	0.00	0.00	54,509.16	-20,497.90	3,338,472.99	3,338,472.99	0.00
BC Vehicles, Boats, and Aircraft	11,123.95	0.00	0.00	0.00	0.00	0.00	0.00	11,123.95	11,123.95	0.00
BC Other Capital Assets	126,874.65	0.00	0.00	0.00	0.00	0.00	0.00	126,874.65	126,874.65	0.00
Total Depreciable Assets	4,083,168.97	-640,708.64	0.00	0.00	0.00	54,509.16	-20,497.90	3,476,471.59	3,476,471.59	0.00
<b>Accumulated Depreciation</b>										
BC A/D Buildings and Improvements	0.00	0.00	0.00	0.00	0.00	0.00	0.00	0.00	0.00	0.00
BC A/D Infrastructure	0.00	0.00	0.00	0.00	0.00	0.00	0.00	0.00	0.00	0.00
BC A/D Facilities and Other	0.00	0.00	0.00	0.00	0.00	0.00	0.00	0.00	0.00	0.00
BC A/D Furniture and Equipment	-2,936,094.95	640,708.64	0.00	0.00	0.00	-355,877.26	20,497.90	-2,630,765.67	-2,630,765.67	-0.00
BC A/D Vehicles, Boats, and Aircraft	-11,123.95	0.00	0.00	0.00	0.00	0.00	0.00	-11,123.95	-11,123.95	0.00
BC A/D Other Capital Assets	-126,874.65	0.00	0.00	0.00	0.00	0.00	0.00	-126,874.65	-126,874.65	0.00
Total Accumulated Depreciation	-3,074,093.55	640,708.64	0.00	0.00	0.00	-355,877.26	20,497.90	-2,768,764.27	-2,768,764.27	0.00
<b>Amortizable Assets-Intangible</b>										
BC Land use Rights	0.00	0.00	0.00	0.00	0.00	0.00	0.00	0.00	0.00	0.00
BC Computer Software	15,920,733.08	-797,755.95	0.00	0.00	0.00	0.00	0.00	15,122,977.13	15,122,977.13	0.00
BC Other Capital Intangible Assets	0.00	0.00	0.00	0.00	0.00	0.00	0.00	0.00	0.00	0.00
Total Amortizable Assets-Intangible	15,920,733.08	-797,755.95	0.00	0.00	0.00	0.00	0.00	15,122,977.13	15,122,977.13	0.00
<b>Accumulated Amortization</b>										
BC A/A Land use Rights	0.00	0.00	0.00	0.00	0.00	0.00	0.00	0.00	0.00	0.00
BC A/A Computer Software	-12,245,811.71	795,112.97	0.00	0.00	0.00	-2,738,086.78	0.00	-14,188,785.52	-14,188,785.52	0.00
BC A/A Other Intangible Capital Assets	0.00	0.00	0.00	0.00	0.00	0.00	0.00	0.00	0.00	0.00
Total Accumulated Amortization	-12,245,811.71	795,112.97	0.00	0.00	0.00	-2,738,086.78	0.00	-14,188,785.52	-14,188,785.52	0.00
<b>Total Governmental Activities</b>	<b>4,683,996.79</b>	<b>-2,642.98</b>	<b>0.00</b>	<b>0.00</b>	<b>0.00</b>	<b>-3,039,454.88</b>	<b>0.00</b>	<b>1,641,898.93</b>	<b>1,641,898.93</b>	<b>0.00</b>



**NOTE 3: DEPOSITS, INVESTMENTS and REPURCHASE AGREEMENTS**

Note 3 was submitted to the State Government Accounting Deposit and Investment Note Submission System through the web-based internet application. Following is a summary of the submission.

**Deposits of Cash in Bank**

As of August 31, 2013, the carrying amount of deposits was \$16,900.00 as presented below:

<b>Governmental and Business-Type Activities</b>	<b>Amount</b>
CASH IN BANK – CARRYING AMOUNT	\$16,900.00
Total Cash in Bank per AFR	\$16,900.00
Governmental Funds Current Asset Cash in Bank	\$16,900.00
Cash in Bank per AFR	\$16,900.00

**NOTE 5: SUMMARY OF LONG TERM LIABILITIES**

Changes in Long-Term Liabilities

During the year ended August 31, 2013, the following changes occurred in liabilities reported in the general long-term debt account.

	Balance 09-01-2012	Additions	Reductions	Balance 08-31-2013	Amount due within one year
Compensable Leave	1,065,902.31	1,047,593.56	1,075,885.24	1,037,610.63	598,047.51
Total	\$1,065,902.31	\$1,047,593.56	\$1,075,885.24	\$1,037,610.63	\$598,041.51

Employees' Compensable Leave

A state employee is entitled to be paid for all unused vacation time accrued, in the event of the employee's resignation, dismissal or separation from State employment, provided the employee has had continuous employment with the State for six months. Expenditures for accumulated annual leave balances are recognized in the period paid or taken in governmental fund types.

**NOTE 12: INTERFUND BALANCES**

As explained in Note 1 on Interfund Transactions and Balances there are numerous transactions between funds and agencies. At year-end amounts to be received or paid are reported as Interfund Receivable or Interfund Payable, Advances From or Advances To, Due From or Due To Other Funds, Transfers In or Transfers Out. Individual balances and activity at August 31, 2013, were as follows:

	Interfund Receivable	Interfund Payable
<b>Interfund activities between GR Fund 0001 and Agency Fund 0505</b>		
GENERAL REVENUE FUND 0001	\$0	
HAVA AGENCY FUND 0505		\$0
<b>Total Interfund Transactions</b>	<b>\$0</b>	<b>\$0</b>



**COMBINING STATEMENTS**





DAFR8580 307 AFR3 03 13      SOS1 RJE R307    2(ORG) ( ) ( ) 3(FND) ( ) 3(GLA) ( ) ( )      USAS  
 CYCLE: 11/18/13 21:27 5540    RUN DATE: 11/18/13 TIME: 22:58 28    CFY: 14    CFM: 03 LCY: 13    LCM: 00 FICHE: 307 13      01      01  
 (AGY)307      (ORG)      (PRG)      (NAC)      (APP)      (FND)      (COB)      (AOB)      (GLA)  
 (AGL)      (GRT)      (PRJ)      (SS1)      (SS2)

SECRETARY OF STATE (307)  
 BALANCE SHEET - GOVERNMENTAL & PROPRIETARY FUND TYPES (FFS)  
 REPORT PERIOD= ADJUSTMENT FY= 13

PERCENT OF YEAR ELAPSED: 100%      PROD SYSTEM  
 \*\*\*\*\*PAGE 1

GAAP FUND GROUP      01      GOVERNMENTAL  
 GAAP FUND TYPE      01      GENERAL  
 GAAP FUND      0001      GENERAL REVENUE (0001)-GENERAL

GL CAT	GL CLASS	COMP GL	TITLE	AGY GL	CURRENT YEAR	PRIOR YEAR
01	001	0010	CASH ON HAND		.00	.00
		0020	PETTY CASH ON HAND		650.00	650.00
	GL CLS	001	CA CASH ON HAND		650.00	650.00
01	002	0040	CASH IN BANK		.00	.00
		0043	TRAVEL CASH IN BANK		16,900.00	16,900.00
	GL CLS	002	CA CASH IN BANK		16,900.00	16,900.00
01	003	0035	CASH IN TRANSIT/REIMB DUE FR TREASUR		.00	.00
	GL CLS	003	CA CASH IN TRANSIT/REIMB DUE FM TREASURY		.00	.00
01	004	0045	CASH IN STATE TREASURY		308,836,085.93-	293,846,498.72-
		0047	SHARED CASH		.00	.00
		0048	LEGISLATIVE CASH		308,836,085.93	293,846,498.72
	GL CLS	004	CA CASH IN STATE TREASURY		.00	.00
01	020	9000	LEGISLATIVE APPROPRIATIONS		9,322,070.38	15,526,660.35
	GL CLS	020	CA LEGISLATIVE APPROPRIATIONS		9,322,070.38	15,526,660.35
01	052	0230	ACCTS. RECEIVABLE - BILLED		.00	.00
		0231	ACCTS. RECEIVABLE - UNBILLED		981,633.62	899,043.31
	GL CLS	052	CA ACCOUNTS RECEIVABLES, NET		981,633.62	899,043.31
01	065	0279	CA INTERFUND RECEIVABLE-NO POST DOC		.00	29,160.47
	GL CLS	065	CA INTERFUND RECEIVABLE		.00	29,160.47
01	070	0282	DUE FROM UNIV COMPONENTS / SYSTEM		.00	.00
	GL CLS	070	CA DUE FROM OTHER FUNDS		.00	.00
01	072	0284	DUE FROM OTHER AGENCIES		.00	.00

DAFR8580 307 AFR3 03 13 SOS1 RJE R307 2(ORG) ( ) ( ) 3(FND) ( ) 3(GLA) ( ) ( ) USAS  
CYCLE: 11/18/13 21:27 5540 RUN DATE: 11/18/13 TIME: 22:58 28 CFY: 14 CFM: 03 LCY: 13 LCM: 00 FICHE: 307 13 01 01

SECRETARY OF STATE (307)

BALANCE SHEET - GOVERNMENTAL & PROPRIETARY FUND TYPES (FFS)

PERCENT OF YEAR ELAPSED: 100%

REPORT PERIOD= ADJUSTMENT FY= 13

PROD SYSTEM

PAGE 2

GAAP FUND GROUP 01 GOVERNMENTAL  
GAAP FUND TYPE 01 GENERAL  
GAAP FUND 0001 GENERAL REVENUE (0001)-GENERAL

GL CAT	GL CLASS	COMP GL	TITLE	AGY GL	CURRENT YEAR	PRIOR YEAR
	GL CLS	072	CA DUE FROM OTHER AGENCIES		.00	.00
01	080	0285	CONSUM. INVENTORIES (MAT. AND SUPPLI		60,059.03	59,005.56
	GL CLS	080	CA CONSUMABLE INVENTORIES		60,059.03	59,005.56
*	GLA CAT	01	CURRENT ASSETS		10,381,313.03	16,531,419.69
06	151	0345	FURNITURE/EQUIPMENT		.00	.00
	GL CLS	151	FURNITURE AND EQUIPMENT, NET		.00	.00
06	158	0383	OTHER CAPITAL ASSETS-DEPRECIABLE		.00	.00
	GL CLS	158	OTHER CAPITAL ASSETS, NET		.00	.00
*	GLA CAT	06	NON-CURRENT ASSETS		.00	.00
11	190	0410	AMTS TO BE PROVI FY-OTHER OBLIGATION		.00	.00
	GL CLS	190	RETIREMNT OF OTHR GENERAL LONG-TERM DEBT		.00	.00
*	GLA CAT	11	OTHER DEBITS		.00	.00
**	TOTAL ASSETS AND OTHER DEBITS				10,381,313.03	16,531,419.69
21	200	1009	VOUCHERS PAYABLE		781,838.33-	904,485.54-
		1010	ACCOUNTS PAYABLE		39,010.77-	108,509.94-
	GL CLS	200	CL ACCOUNTS PAYABLE		820,849.10-	1,012,995.48-
21	203	1015	PAYROLL PAYABLE		977,569.52-	1,074,141.15-
	GL CLS	203	CL PAYROLL PAYABLE		977,569.52-	1,074,141.15-
21	205	1049	CL INTERFUND PAYABLE		.00	.00
	GL CLS	205	CL INTERFUND PAYABLE		.00	.00
21	210	1053	DUE TO OTHER FUNDS	30709000	.00	.00
		1054	DUE TO OTHER FUNDS		.00	.00

DAFR8580 307 AFR3 03 13 SOS1 RJE R307 2(ORG) ( ) ( ) 3(FND) ( ) 3(GLA) ( ) ( ) USAS  
CYCLE: 11/18/13 21:27 5540 RUN DATE: 11/18/13 TIME: 22:58 28 CFY: 14 CFM: 03 LCY: 13 LCM: 00 FICHE: 307 13 01 01

BALANCE SHEET - GOVERNMENTAL & PROPRIETARY FUND TYPES (FFS)  
SECRETARY OF STATE (307)

PERCENT OF YEAR ELAPSED: 100% REPORT PERIOD= ADJUSTMENT FY= 13 PROD SYSTEM  
\*\*\*\*\*PAGE 3

GAAP FUND GROUP 01 GOVERNMENTAL  
GAAP FUND TYPE 01 GENERAL  
GAAP FUND 0001 GENERAL REVENUE (0001)-GENERAL

GL CAT	GL CLASS	COMP GL	TITLE	AGY GL	CURRENT YEAR	PRIOR YEAR
21	211	210	CL DUE TO OTHER FUNDS		.00	.00
		1050	DUE TO OTHER AGENCIES		.00	.00
		1050	DUE TO OTHER AGENCIES	30705010	.00	.00
		1050	DUE TO OTHER AGENCIES	32001650	.00	.00
		1050	DUE TO OTHER AGENCIES	47900010	.00	.00
		1050	DUE TO OTHER AGENCIES	90200010	.00	.00
21	220	211	CL DUE TO OTHER AGENCIES		.00	.00
		1046	DEFERRED/UNEARNED REVENUES		.00	.00
21	230	220	CL DEFERRED/UNEARNED REVENUES		.00	.00
		1025	CL EMPLOYEE'S COMPENSABLE LEAVE		.00	.00
21	300	230	CL EMPLOYEE'S COMPENSABLE LEAVE		.00	.00
		1140	FUNDS HELD FOR OTHERS		.00	.00
		1149	FUNDS HELD FOR OTHERS		.00	.00
		300	CL FUNDS HELD FOR OTHERS		.00	.00
* GLA CAT	21		CURRENT LIABILITIES		1,798,418.62-	2,087,136.63-
** TOTAL LIABILITIES AND OTHER CREDITS					1,798,418.62-	2,087,136.63-
51	360	2050	FD BAL-RESERVED FOR ENCUMBRANCES		.00	.00
		360	FD BAL RESERVED FOR ENCUMBRANCES		.00	.00
51	362	2075	FD BAL-RESERVED FOR CONSUM. INVENT.		.00	.00
		362	FD BAL RESERVED FOR INVENTORIES		.00	.00
51	364	2065	FD BAL-RESERVED FOR IMPREST ACCOUNTS		.00	.00
		364	FD BAL RESERVED FOR IMPREST ACCT.		.00	.00
51	510	2301	FD BAL-NONSPND FOR INVENTORY		59,005.56-	59,005.56-
		2303	FD BAL-NONSPND FOR LT LOANS,CONT AND		.00	.00

DAFR8580 307 AFR3 03 13 SOS1 RJE R307 2(ORG) ( ) ( ) 3(FND) ( ) 3(GLA) ( ) ( ) USAS  
CYCLE: 11/18/13 21:27 5540 RUN DATE: 11/18/13 TIME: 22:58 28 CFY: 14 CFM: 03 LCY: 13 LCM: 00 FICHE: 307 13 01 01  
SECRETARY OF STATE (307)

BALANCE SHEET - GOVERNMENTAL & PROPRIETARY FUND TYPES (FFS)

PERCENT OF YEAR ELAPSED: 100% REPORT PERIOD= ADJUSTMENT FY= 13 PROD SYSTEM  
\*\*\*\*\*PAGE 4

GAAP FUND GROUP 01 GOVERNMENTAL  
GAAP FUND TYPE 01 GENERAL  
GAAP FUND 0001 GENERAL REVENUE (0001)-GENERAL

GL CAT	GL CLASS	COMP GL	TITLE	AGY GL	CURRENT YEAR	PRIOR YEAR
	GL CLS 510		FD BAL-NONSPENDABLE		59,005.56-	59,005.56-
51	520		2310 FD BAL-RESTRICTED		.00	.00
	GL CLS 520		FD BAL-RESTRICTED		.00	.00
51	550	****	2325-POST CLS FFS FB UNASSIGNED		8,523,888.85-	14,385,277.50-
	GL CLS 550		FD BAL-UNASSIGNED		8,523,888.85-	14,385,277.50-
51	620		2240 FB-UNRESERVED-UNDESIGNATED-OTHER		.00	.00
			9999 FFS SYSTEM CLEARING - GL LEVEL ONLY		.00	.00
	GL CLS 620		FUND BALANCE - UNRESERVED/UNDESIGNATED		.00	.00
51	630		2030 INVESTMENT IN GENERAL FIXED ASSETS		.00	.00
			2055 FB - UNENCUM APPROP - SUBJECT TO LAP		.00	.00
			2060 FB-RES FOR UNENCUM APPR-FUTURE OPERA		.00	.00
	GL CLS 630		OBSOLETE FB ACCTS UNDER GASB 34		.00	.00
51	800		9001 ENCUMBRANCES		140,632.35	2,408,317.53
			9003 ENCUMBRANCES (REPORTING AGENCIES)		.00	.00
			9005 BUDGET RESERVATION FOR ENCUMBRANCES		140,632.35-	2,408,317.53-
	GL CLS 800		BUDGETARY		.00	.00
51	950		9200 PAYROLL CLEARING		.00	.00
			9201 PAYROLL CLEARING OFFSET		.00	.00
			9202 PAYROLL SYSTEM CLEARING		.00	.00
	GL CLS 950		SYSTEM ACCOUNTS		.00	.00
	* GLA CAT 51		FUND BALANCE (DEFICITS)		8,582,894.41-	14,444,283.06-
	** TOTAL FUND BALANCE/NET POSITION WITH CURRENT CHANGES				8,582,894.41-	14,444,283.06-
	** TOTAL LIABILITIES, OTHER CR, DEF INFLOWS AND FD BAL/NET POSITION				10,381,313.03-	16,531,419.69-
	* GAAP FUND 0001		GENERAL REVENUE (0001)-GENERAL		.00	.00

DAFR8580 307 AFR3 03 13      SOS1 RJE R307    2(ORG) ( ) ( ) 3(FND) ( ) 3(GLA) ( ) ( )      USAS  
 CYCLE: 11/18/13 21:27 5540    RUN DATE: 11/18/13 TIME: 22:58 28    CFY: 14    CFM: 03 LCY: 13    LCM: 00 FICHE: 307 13      01      01  
 (AGY)307      (ORG)      (PRG)      (NAC)      (APP)      (FND)      (COB)      (AOB)      (GLA)  
 (AGL)      (GRT)      (PRJ)      (SS1)      (SS2)

SECRETARY OF STATE (307)  
 BALANCE SHEET - GOVERNMENTAL & PROPRIETARY FUND TYPES (FFS)

PERCENT OF YEAR ELAPSED: 100%      REPORT PERIOD= ADJUSTMENT FY= 13      PROD SYSTEM  
 \*\*\*\*\*PAGE 5

GAAP FUND GROUP      01      GOVERNMENTAL  
 GAAP FUND TYPE      01      GENERAL  
 GAAP FUND      0036      INSURANCE BD OPERATING FD (0036)-GENERAL  
 \*\*\*\*\*

GL CAT	GL CLASS	COMP GL	TITLE	AGY GL	CURRENT YEAR	PRIOR YEAR
01	004	0045	CASH IN STATE TREASURY		.00	.00
		0047	SHARED CASH		.00	.00
	GL CLS	004	CA CASH IN STATE TREASURY		.00	.00
*	GLA CAT	01	CURRENT ASSETS		.00	.00
**	TOTAL ASSETS AND OTHER DEBITS				.00	.00
51	620	2240	FB-UNRESERVED-UNDESIGNATED-OTHER		.00	.00
		9999	FFS SYSTEM CLEARING - GL LEVEL ONLY		.00	.00
	GL CLS	620	FUND BALANCE - UNRESERVED/UNDESIGNATED		.00	.00
*	GLA CAT	51	FUND BALANCE (DEFICITS)		.00	.00
**	TOTAL FUND BALANCE/NET POSITION WITH CURRENT CHANGES				.00	.00
**	TOTAL LIABILITIES, OTHER CR, DEF INFLOWS AND FD BAL/NET POSITION				.00	.00
*	GAAP FUND	0036	INSURANCE BD OPERATING FD (0036)-GENERAL		.00	.00

DAFR8580 307 AFR3 03 13      SOS1 RJE R307    2(ORG) ( ) ( ) 3(FND) ( ) 3(GLA) ( ) ( )      USAS  
 CYCLE: 11/18/13 21:27 5540    RUN DATE: 11/18/13 TIME: 22:58 28    CFY: 14    CFM: 03 LCY: 13    LCM: 00 FICHE: 307 13      01      01  
 (AGY)307      (ORG)      (PRG)      (NAC)      (APP)      (FND)      (COB)      (AOB)      (GLA)  
 (AGL)      (GRT)      (PRJ)      (SS1)      (SS2)

SECRETARY OF STATE (307)  
 BALANCE SHEET - GOVERNMENTAL & PROPRIETARY FUND TYPES (FFS)

PERCENT OF YEAR ELAPSED: 100%      REPORT PERIOD= ADJUSTMENT FY= 13      PROD SYSTEM  
 \*\*\*\*\*PAGE 6

GL	GL	COMP	AGY	CURRENT	PRIOR
CAT	CLASS	GL	GL	YEAR	YEAR
01	004	0045	CASH IN STATE TREASURY	.00	.00
		0047	SHARED CASH	.00	.00
	GL CLS	004	CA CASH IN STATE TREASURY	.00	.00
	* GLA CAT	01	CURRENT ASSETS	.00	.00
	** TOTAL ASSETS AND OTHER DEBITS			.00	.00
51	620	2240	FB-UNRESERVED-UNDESIGNATED-OTHER	.00	.00
		9999	FFS SYSTEM CLEARING - GL LEVEL ONLY	.00	.00
	GL CLS	620	FUND BALANCE - UNRESERVED/UNDESIGNATED	.00	.00
	* GLA CAT	51	FUND BALANCE (DEFICITS)	.00	.00
	** TOTAL FUND BALANCE/NET POSITION WITH CURRENT CHANGES			.00	.00
	** TOTAL LIABILITIES, OTHER CR, DEF INFLOWS AND FD BAL/NET POSITION			.00	.00
	* GAAP FUND	0099	OPERATOR&CHAUFFER LIC FD (0099) -GENERAL	.00	.00

DAFR8580 307 AFR3 03 13      SOS1 RJE R307    2(ORG) ( ) ( ) 3(FND) ( ) 3(GLA) ( ) ( )      USAS  
 CYCLE: 11/18/13 21:27 5540    RUN DATE: 11/18/13 TIME: 22:58 28    CFY: 14    CFM: 03 LCY: 13    LCM: 00 FICHE: 307 13      01      01  
 (AGY)307      (ORG)      (PRG)      (NAC)      (APP)      (FND)      (COB)      (AOB)      (GLA)  
 (AGL)      (GRT)      (PRJ)      (SS1)      (SS2)

SECRETARY OF STATE (307)  
 BALANCE SHEET - GOVERNMENTAL & PROPRIETARY FUND TYPES (FFS)

PERCENT OF YEAR ELAPSED: 100%      REPORT PERIOD= ADJUSTMENT FY= 13      PROD SYSTEM  
 \*\*\*\*\*PAGE 7

GAAP FUND GROUP      01      GOVERNMENTAL  
 GAAP FUND TYPE      01      GENERAL  
 GAAP FUND      0472      INAUGURAL FUND (0472)-CONSOLIDATED

GL CAT	GL CLASS	COMP GL	TITLE	AGY GL	CURRENT YEAR	PRIOR YEAR
01	004	0045	CASH IN STATE TREASURY		351,625.71	351,022.92
		0047	SHARED CASH		188,664.00-	188,664.00-
	GL CLS	004	CA CASH IN STATE TREASURY		162,961.71	162,358.92
01	065	0279	CA INTERFUND RECEIVABLE-NO POST DOC		.00	.00
		0279	CA INTERFUND RECEIVABLE-NO POST DOC	32001650	.00	.00
	GL CLS	065	CA INTERFUND RECEIVABLE		.00	.00
01	070	0283	DUE FROM OTHER FUNDS	30750080	.00	.00
	GL CLS	070	CA DUE FROM OTHER FUNDS		.00	.00
*	GLA CAT	01	CURRENT ASSETS		162,961.71	162,358.92
**	TOTAL ASSETS AND OTHER DEBITS				162,961.71	162,358.92
21	205	1049	CL INTERFUND PAYABLE		.00	.00
	GL CLS	205	CL INTERFUND PAYABLE		.00	.00
21	211	1050	DUE TO OTHER AGENCIES		.00	.00
		1050	DUE TO OTHER AGENCIES	30750080	.00	.00
		1050	DUE TO OTHER AGENCIES	32001650	.00	.00
	GL CLS	211	CL DUE TO OTHER AGENCIES		.00	.00
21	300	1140	FUNDS HELD FOR OTHERS		.00	.00
		1149	FUNDS HELD FOR OTHERS		.00	.00
	GL CLS	300	CL FUNDS HELD FOR OTHERS		.00	.00
*	GLA CAT	21	CURRENT LIABILITIES		.00	.00
**	TOTAL LIABILITIES AND OTHER CREDITS				.00	.00
51	530	2315	FD BAL-COMMITTED		162,961.71-	162,358.92-

DAFR8580 307 AFR3 03 13 SOS1 RJE R307 2(ORG) ( ) ( ) 3(FND) ( ) 3(GLA) ( ) ( ) USAS  
CYCLE: 11/18/13 21:27 5540 RUN DATE: 11/18/13 TIME: 22:58 28 CFY: 14 CFM: 03 LCY: 13 LCM: 00 FICHE: 307 13 01 01

SECRETARY OF STATE (307)  
BALANCE SHEET - GOVERNMENTAL & PROPRIETARY FUND TYPES (FFS)

PERCENT OF YEAR ELAPSED: 100% REPORT PERIOD= ADJUSTMENT FY= 13 PROD SYSTEM

\*\*\*\*\*PAGE 8

GAAP FUND GROUP 01 GOVERNMENTAL  
GAAP FUND TYPE 01 GENERAL  
GAAP FUND 0472 INAUGURAL FUND (0472)-CONSOLIDATED

GL CAT	GL CLASS	COMP GL	TITLE	AGY GL	CURRENT YEAR	PRIOR YEAR
	GL CLS	530	FD BAL-COMMITTED		162,961.71-	162,358.92-
51	550	****	2325-POST CLS FFS FB UNASSIGNED		.00	.00
	GL CLS	550	FD BAL-UNASSIGNED		.00	.00
51	620	2240	FB-UNRESERVED-UNDESIGNATED-OTHER		.00	.00
		9999	FFS SYSTEM CLEARING - GL LEVEL ONLY		.00	.00
	GL CLS	620	FUND BALANCE - UNRESERVED/UNDESIGNATED		.00	.00
*	GLA CAT	51	FUND BALANCE (DEFICITS)		162,961.71-	162,358.92-
**	TOTAL FUND BALANCE/NET POSITION WITH CURRENT CHANGES				162,961.71-	162,358.92-
**	TOTAL LIABILITIES, OTHER CR, DEF INFLOWS AND FD BAL/NET POSITION				162,961.71-	162,358.92-
*	GAAP FUND	0472	INAUGURAL FUND (0472)-CONSOLIDATED		.00	.00



DAFR8580 307 AFR3 03 13      SOS1 RJE R307    2(ORG) ( ) ( ) 3(FND) ( ) 3(GLA) ( ) ( )      USAS  
 CYCLE: 11/18/13 21:27 5540    RUN DATE: 11/18/13 TIME: 22:58.28    CFY: 14    CFM: 03    LCM: 00    FICHE: 307 13      01      01  
 (AGY)307      (ORG)      (PRG)      (NAC)      (APP)      (FND)      (COB)      (AOB)      (GLA)  
 (AGL)      (GRT)      (PRJ)      (SS1)      (SS2)

SECRETARY OF STATE (307)  
 BALANCE SHEET - GOVERNMENTAL & PROPRIETARY FUND TYPES (FFS)  
 REPORT PERIOD= ADJUSTMENT FY= 13

PERCENT OF YEAR ELAPSED: 100%      PROD SYSTEM  
 \*\*\*\*\*PAGE 9

GAAP FUND GROUP      01      GOVERNMENTAL  
 GAAP FUND TYPE      01      GENERAL  
 GAAP FUND      0900      DEPARTMENTAL SUSPENSE (0900) - GENERAL

GL CAT	GL CLASS	COMP GL	TITLE	AGY GL	CURRENT YEAR	PRIOR YEAR
01	004	0047	SHARED CASH		5,582,705.10	5,405,803.11
	GL CLS	004	CA CASH IN STATE TREASURY		5,582,705.10	5,405,803.11
*	GLA CAT	01	CURRENT ASSETS		5,582,705.10	5,405,803.11
**	TOTAL ASSETS AND OTHER DEBITS				5,582,705.10	5,405,803.11
21	300	1149	FUNDS HELD FOR OTHERS		.00	.00
	GL CLS	300	CL FUNDS HELD FOR OTHERS		.00	.00
*	GLA CAT	21	CURRENT LIABILITIES		.00	.00
**	TOTAL LIABILITIES AND OTHER CREDITS				.00	.00
51	510	2303	FD BAL-NONSPND FOR LT LOANS,CONT AND		.00	.00
	GL CLS	510	FD BAL-NONSPENDABLE		.00	.00
51	540	2320	FD BAL-ASSIGNED		5,582,705.10-	5,405,803.11-
	GL CLS	540	FD BAL-ASSIGNED		5,582,705.10-	5,405,803.11-
51	550	****	2325-POST CLS FFS FB UNASSIGNED		.00	.00
	GL CLS	550	FD BAL-UNASSIGNED		.00	.00
51	620	2240	FB-UNRESERVED-UNDESIGNATED-OTHER		.00	.00
		9999	FFS SYSTEM CLEARING - GL LEVEL ONLY		.00	.00
	GL CLS	620	FUND BALANCE - UNRESERVED/UNDESIGNATED		.00	.00
*	GLA CAT	51	FUND BALANCE (DEFICITS)		5,582,705.10-	5,405,803.11-
**	TOTAL FUND BALANCE/NET POSITION WITH CURRENT CHANGES				5,582,705.10-	5,405,803.11-
**	TOTAL LIABILITIES, OTHER CR, DEF INFLOWS AND FD BAL/NET POSITION				5,582,705.10-	5,405,803.11-

DAFR8580 307 AFR3 03 13 SOS1 RJE R307 2(ORG) ( ) ( ) 3(FND) ( ) 3(GLA) ( ) ( ) USAS  
CYCLE: 11/18/13 21:27 5540 RUN DATE: 11/18/13 TIME: 22:58 28 CFY: 14 CFM: 03 LCY: 13 LCM: 00 FICHE: 307 13 01 01

SECRETARY OF STATE (307)  
BALANCE SHEET - GOVERNMENTAL & PROPRIETARY FUND TYPES (FFS)

PERCENT OF YEAR ELAPSED: 100% REPORT PERIOD= ADJUSTMENT FY= 13 PROD SYSTEM  
\*\*\*\*\*PAGE 10

GAAP FUND GROUP 01 GOVERNMENTAL  
GAAP FUND TYPE 01 GENERAL  
GAAP FUND 0900 DEPARTMENTAL SUSPENSE (0900) - GENERAL

GL	GL	COMP	AGY	CURRENT	PRIOR
CAT	CLASS	GL	GL	YEAR	YEAR
*	GAAP FUND	0900	DEPARTMENTAL SUSPENSE (0900) - GENERAL	.00	.00

DAFR8580 307 AFR3 03 13 SOS1 RJE R307 2(ORG) ( ) ( ) 3(FND) ( ) 3(GLA) ( ) ( ) USAS  
 CYCLE: 11/18/13 21:27 5540 RUN DATE: 11/18/13 TIME: 22:58 28 CFY: 14 CFM: 03 LCY: 13 LCM: 00 FICHE: 307 13 01 01  
 (AGY)307 (ORG) (PRG) (NAC) (APP) (FND) (COB) (AOB) (GLA)  
 (AGL) (GRT) (PRJ) (SS1) (SS2)

SECRETARY OF STATE (307)  
 BALANCE SHEET - GOVERNMENTAL & PROPRIETARY FUND TYPES (FFS)

PERCENT OF YEAR ELAPSED: 100% REPORT PERIOD= ADJUSTMENT FY= 13 PROD SYSTEM  
 \*\*\*\*\*PAGE 11

GAAP FUND GROUP 01 GOVERNMENTAL  
 GAAP FUND TYPE 01 GENERAL  
 GAAP FUND 5008 GR ACCOUNT-INAUGURAL ENDOWMENT

GL CAT	GL CLASS	COMP GL	TITLE	AGY GL	CURRENT YEAR	PRIOR YEAR
01	004	0045	CASH IN STATE TREASURY		.00	.00
		0047	SHARED CASH		.00	.00
		0048	LEGISLATIVE CASH		.00	.00
GL CLS	004	CA	CASH IN STATE TREASURY		.00	.00
01	050	0201	OTHER INTEREST RECEIVABLE		.00	.00
GL CLS	050	CA	INTEREST AND DIVIDENDS RECEIVABLE		.00	.00
01	052	0231	ACCTS. RECEIVABLE - UNBILLED		.00	.00
GL CLS	052	CA	ACCOUNTS RECEIVABLES, NET		.00	.00
01	065	0279	CA INTERFUND RECEIVABLE-NO POST DOC		.00	.00
GL CLS	065	CA	INTERFUND RECEIVABLE		.00	.00
* GLA CAT	01		CURRENT ASSETS		.00	.00
** TOTAL ASSETS AND OTHER DEBITS					.00	.00
21	200	1009	VOUCHERS PAYABLE		.00	.00
GL CLS	200	CL	ACCOUNTS PAYABLE		.00	.00
21	205	1049	CL INTERFUND PAYABLE		.00	.00
		1049	CL INTERFUND PAYABLE	32001650	.00	.00
GL CLS	205	CL	INTERFUND PAYABLE		.00	.00
21	210	1053	DUE TO OTHER FUNDS	30704720	.00	.00
GL CLS	210	CL	DUE TO OTHER FUNDS		.00	.00
21	211	1050	DUE TO OTHER AGENCIES		.00	.00
		1050	DUE TO OTHER AGENCIES	30704720	.00	.00

DAFR8580 307 AFR3 03 13 SOS1 RJE R307 2(ORG) ( ) ( ) 3(FND) ( ) 3(GLA) ( ) ( ) USAS  
CYCLE: 11/18/13 21:27 5540 RUN DATE: 11/18/13 TIME: 22:58 28 CFY: 14 CFM: 03 LCY: 13 LCM: 00 FICHE: 307 13 01 01

SECRETARY OF STATE (307)  
BALANCE SHEET - GOVERNMENTAL & PROPRIETARY FUND TYPES (FFS)

PERCENT OF YEAR ELAPSED: 100% REPORT PERIOD= ADJUSTMENT FY= 13 PROD SYSTEM

\*\*\*\*\*PAGE 12

GAAP FUND GROUP 01 GOVERNMENTAL  
GAAP FUND TYPE 01 GENERAL  
GAAP FUND 5008 GR ACCOUNT-INAUGURAL ENDOWMENT

GL CAT	GL CLASS	COMP GL	TITLE	AGY GL	CURRENT YEAR	PRIOR YEAR
	GL CLS	211	CL DUE TO OTHER AGENCIES		.00	.00
21	300	1149	FUNDS HELD FOR OTHERS		.00	.00
	GL CLS	300	CL FUNDS HELD FOR OTHERS		.00	.00
*	GLA CAT	21	CURRENT LIABILITIES		.00	.00
**	TOTAL LIABILITIES AND OTHER CREDITS				.00	.00
51	360	2050	FD BAL-RESERVED FOR ENCUMBRANCES		.00	.00
	GL CLS	360	FD BAL RESERVED FOR ENCUMBRANCES		.00	.00
51	610	2150	FD BAL UNRES DESIG FOR OTHER		.00	.00
	GL CLS	610	FD BAL - UNRES DESIG FOR OTHER		.00	.00
51	620	2240	FB-UNRESERVED-UNDESIGNATED-OTHER		.00	.00
		9999	FFS SYSTEM CLEARING - GL LEVEL ONLY		.00	.00
	GL CLS	620	FUND BALANCE - UNRESERVED/UNDESIGNATED		.00	.00
51	800	9001	ENCUMBRANCES		.00	.00
		9005	BUDGET RESERVATION FOR ENCUMBRANCES		.00	.00
	GL CLS	800	BUDGETARY		.00	.00
*	GLA CAT	51	FUND BALANCE (DEFICITS)		.00	.00
**	TOTAL FUND BALANCE/NET POSITION WITH CURRENT CHANGES				.00	.00
**	TOTAL LIABILITIES, OTHER CR, DEF INFLOWS AND FD BAL/NET POSITION				.00	.00
*	GAAP FUND	5008	GR ACCOUNT-INAUGURAL ENDOWMENT		.00	.00

DAFR8580 307 AFR3 03 13      SOS1 RJE R307    2(ORG) ( ) ( ) 3(FND) ( ) 3(GLA) ( ) ( )      USAS  
 CYCLE: 11/18/13 21:27 5540    RUN DATE: 11/18/13    TIME: 22:58 28    CFY: 14    CFM: 03    LCY: 13    LCM: 00    FICHE: 307 13      01      01  
 (AGY)307      (ORG)      (PRG)      (NAC)      (APP)      (FND)      (COB)      (AOB)      (GLA)  
 (AGL)      (GRT)      (PRJ)      (SS1)      (SS2)

SECRETARY OF STATE (307)  
 BALANCE SHEET - GOVERNMENTAL & PROPRIETARY FUND TYPES (FFS)

PERCENT OF YEAR ELAPSED: 100%      REPORT PERIOD= ADJUSTMENT FY= 13      PROD SYSTEM  
 \*\*\*\*\*PAGE 13

GAAP FUND GROUP      01      GOVERNMENTAL  
 GAAP FUND TYPE      01      GENERAL  
 GAAP FUND      5095      GR ACCT-ELECTION IMPROVEMENT

GL CAT	GL CLASS	COMP GL	TITLE	AGY GL	CURRENT YEAR	PRIOR YEAR
01	004	0045	CASH IN STATE TREASURY		18,076,900.73	30,079,140.68
		0047	SHARED CASH		87,327.44-	71,412.56-
GL CLS	004	CA	CASH IN STATE TREASURY		17,989,573.29	30,007,728.12
01	020	9000	LEGISLATIVE APPROPRIATIONS		.00	.00
GL CLS	020	CA	LEGISLATIVE APPROPRIATIONS		.00	.00
01	039	0241	FEDERAL RECEIVABLE-UNBILLED		.00	.00
GL CLS	039	CA	FEDERAL RECEIVABLES		.00	.00
01	052	0231	ACCTS. RECEIVABLE - UNBILLED		.00	49,928.69
GL CLS	052	CA	ACCOUNTS RECEIVABLES, NET		.00	49,928.69
01	065	0279	CA INTERFUND RECEIVABLE-NO POST DOC		.00	29,160.47-
GL CLS	065	CA	INTERFUND RECEIVABLE		.00	29,160.47-
01	072	0284	DUE FROM OTHER AGENCIES	30700010	.00	.00
GL CLS	072	CA	DUE FROM OTHER AGENCIES		.00	.00
* GLA CAT	01		CURRENT ASSETS		17,989,573.29	30,028,496.34
** TOTAL ASSETS AND OTHER DEBITS					17,989,573.29	30,028,496.34
21	200	1009	VOUCHERS PAYABLE		79,840.81-	1,821,669.61-
		1010	ACCOUNTS PAYABLE		190,000.00-	13,187.14-
GL CLS	200	CL	ACCOUNTS PAYABLE		269,840.81-	1,834,856.75-
21	203	1015	PAYROLL PAYABLE		37,054.74-	58,677.80-
GL CLS	203	CL	PAYROLL PAYABLE		37,054.74-	58,677.80-

DAFR8580 307 AFR3 03 13 SOS1 RJE R307 2(ORG) ( ) ( ) 3(FND) ( ) 3(GLA) ( ) ( ) USAS  
CYCLE: 11/18/13 21:27 5540 RUN DATE: 11/18/13 TIME: 22:58 28 CFY: 14 CFM: 03 LCY: 13 LCM: 00 FICHE: 307 13 01 01

SECRETARY OF STATE (307)  
BALANCE SHEET - GOVERNMENTAL & PROPRIETARY FUND TYPES (FFS)

PERCENT OF YEAR ELAPSED: 100% REPORT PERIOD= ADJUSTMENT FY= 13 PROD SYSTEM  
\*\*\*\*\*PAGE 14

GAAP FUND GROUP 01 GOVERNMENTAL  
GAAP FUND TYPE 01 GENERAL  
GAAP FUND 5095 GR ACCT-ELECTION IMPROVEMENT

GL CAT	GL CLASS	COMP GL	TITLE	AGY GL	CURRENT YEAR	PRIOR YEAR
21	205	1049	CL INTERFUND PAYABLE		.00	.00
	GL CLS	205	CL INTERFUND PAYABLE		.00	.00
21	211	1050	DUE TO OTHER AGENCIES		.00	.00
	GL CLS	211	DUE TO OTHER AGENCIES	32001650	.00	.00
	GL CLS	211	CL DUE TO OTHER AGENCIES		.00	.00
21	220	1046	DEFERRED/UNEARNED REVENUES		6,924,398.64-	13,182,916.94-
	GL CLS	220	CL DEFERRED/UNEARNED REVENUES		6,924,398.64-	13,182,916.94-
*	GLA CAT	21	CURRENT LIABILITIES		7,231,294.19-	15,076,451.49-
**	TOTAL LIABILITIES AND OTHER CREDITS				7,231,294.19-	15,076,451.49-
51	360	2050	FD BAL-RESERVED FOR ENCUMBRANCES		.00	.00
	GL CLS	360	FD BAL RESERVED FOR ENCUMBRANCES		.00	.00
51	520	2310	FD BAL-RESTRICTED		10,758,279.10-	14,952,044.85-
	GL CLS	520	FD BAL-RESTRICTED		10,758,279.10-	14,952,044.85-
51	550	****	2325-POST CLS FFS FB UNASSIGNED		.00	.00
	GL CLS	550	FD BAL-UNASSIGNED		.00	.00
51	620	2240	FB-UNRESERVED-UNDESIGNATED-OTHER		.00	.00
	GL CLS	620	FUND BALANCE - UNRESERVED/UNDESIGNATED		.00	.00
	GL CLS	620	9999 FFS SYSTEM CLEARING - GL LEVEL ONLY		.00	.00
51	800	9001	ENCUMBRANCES		288,527.11	528,376.26
	GL CLS	800	BUDGET RESERVATION FOR ENCUMBRANCES		288,527.11-	528,376.26-
	GL CLS	800	BUDGETARY		.00	.00
51	950	9202	PAYROLL SYSTEM CLEARING		.00	.00

DAFR8580 307 AFR3 03 13 SOS1 RJE R307 2(ORG) ( ) ( ) 3(FND) ( ) 3(GLA) ( ) ( ) USAS  
CYCLE: 11/18/13 21:27 5540 RUN DATE: 11/18/13 TIME: 22:58 28 CFY: 14 CFM: 03 LCY: 13 LCM: 00 FICHE: 307 13 01 01

BALANCE SHEET - GOVERNMENTAL & PROPRIETARY FUND TYPES (FFS)  
SECRETARY OF STATE (307)

PERCENT OF YEAR ELAPSED: 100% REPORT PERIOD= ADJUSTMENT FY= 13 PROD SYSTEM  
\*\*\*\*\*PAGE 15

GAAP FUND GROUP 01 GOVERNMENTAL  
GAAP FUND TYPE 01 GENERAL  
GAAP FUND 5095 GR ACCT-ELECTION IMPROVEMENT

\*\*\*\*\*  
GL GL COMP AGY CURRENT PRIOR  
CAT CLASS GL TITLE GL YEAR YEAR  
\*\*\*\*\*

GL CLS	950	SYSTEM	ACCOUNTS			
* GLA CAT	51	FUND	BALANCE (DEFICITS)		10,758,279.10-	14,952,044.85-
** TOTAL		FUND	BALANCE/NET POSITION WITH CURRENT CHANGES		10,758,279.10-	14,952,044.85-
** TOTAL		LIABILITIES,	OTHER CR, DEF INFLOWS AND FD BAL/NET POSITION		17,989,573.29-	30,028,496.34-
* GAAP FUND	5095	GR	ACCT-ELECTION IMPROVEMENT		.00	.00
* GAAP FUND TYPE	01	GENERAL			.00	.00

DAFR8580 307 AFR3 03 13      SOS1 RJE R307      2(ORG) ( ) ( ) 3(FND) ( ) 3(GLA) ( ) ( )      USAS  
 CYCLE: 11/18/13 21:27 5540    RUN DATE: 11/18/13 TIME: 22:58 28    CFY: 14    CFM: 03 LCY: 13    LCM: 00 FICHE: 307 13      01      11  
 (AGY)307      (ORG)      (PRG)      (NAC)      (APP)      (FND)      (COB)      (AOB)      (GLA)  
 (AGL)      (GRT)      (PRJ)      (SS1)      (SS2)

SECRETARY OF STATE (307)  
 BALANCE SHEET - GOVERNMENTAL & PROPRIETARY FUND TYPES (FFS)

PERCENT OF YEAR ELAPSED: 100%      REPORT PERIOD= ADJUSTMENT FY= 13      PROD SYSTEM  
 \*\*\*\*\*PAGE 16

GAAP FUND GROUP      01      GOVERNMENTAL  
 GAAP FUND TYPE      11      CAPITAL ASSET BASIS CONVERSION ADJUSTMTS  
 GAAP FUND      9998      GEN FIXED ASSETS ACCT GROUP

GL	GL	COMP	AGY	CURRENT	PRIOR
CAT	CLASS	GL	GL	YEAR	YEAR
01	111	0385	OTHER ASSETS	.00	.00
	GL CLS	111	OTHER CURRENT ASSETS	.00	.00
*	GLA CAT	01	CURRENT ASSETS	.00	.00
06	150	0355	VEHICLES, BOATS AND AIRCRAFT	.00	.00
	GL CLS	150	VEHICLES, BOATS AND AIRCRAFT, NET	.00	.00
06	151	0345	FURNITURE/EQUIPMENT	.00	.00
	GL CLS	151	FURNITURE AND EQUIPMENT, NET	.00	.00
06	158	0383	OTHER CAPITAL ASSETS-DEPRECIABLE	.00	.00
	GL CLS	158	OTHER CAPITAL ASSETS, NET	.00	.00
*	GLA CAT	06	NON-CURRENT ASSETS	.00	.00
11	190	0410	AMTS TO BE PROVI FY-OTHER OBLIGATION	.00	.00
	GL CLS	190	RETIREMNT OF OTHR GENERAL LONG-TERM DEBT	.00	.00
*	GLA CAT	11	OTHER DEBITS	.00	.00
**	TOTAL ASSETS AND OTHER DEBITS			.00	.00
21	230	1025	CL EMPLOYEE'S COMPENSABLE LEAVE	.00	.00
	GL CLS	230	CL EMPLOYEE'S COMPENSABLE LEAVE	.00	.00
*	GLA CAT	21	CURRENT LIABILITIES	.00	.00
**	TOTAL LIABILITIES AND OTHER CREDITS			.00	.00
51	620	9999	FFS SYSTEM CLEARING - GL LEVEL ONLY	.00	.00



DAFR8580 307 AFR3 03 13 SOS1 RJE R307 2(ORG) ( ) ( ) 3(FND) ( ) 3(GLA) ( ) ( ) USAS  
CYCLE: 11/18/13 21:27 5540 RUN DATE: 11/18/13 TIME: 22:58 28 CFY: 14 CFM: 03 LCY: 13 LCM: 00 FICHE: 307 13 01 11

SECRETARY OF STATE (307)

BALANCE SHEET - GOVERNMENTAL & PROPRIETARY FUND TYPES (FFS)

PERCENT OF YEAR ELAPSED: 100%

REPORT PERIOD= ADJUSTMENT FY= 13

PROD SYSTEM

\*\*\*\*\*PAGE 17

GAAP FUND GROUP 01 GOVERNMENTAL  
GAAP FUND TYPE 11 CAPITAL ASSET BASIS CONVERSION ADJUSTMTS  
GAAP FUND 9998 GEN FIXED ASSETS ACCT GROUP

\*\*\*\*\*

GL	GL	COMP	AGY	CURRENT	PRIOR
CAT	CLASS	GL	GL	YEAR	YEAR

\*\*\*\*\*

GL	CLS	620	FUND BALANCE - UNRESERVED/UNDESIGNATED	.00	.00
51	630	2030	INVESTMENT IN GENERAL FIXED ASSETS	.00	.00
GL	CLS	630	OBSOLETE FB ACCTS UNDER GASB 34	.00	.00
*	GLA	CAT	51 FUND BALANCE (DEFICITS)	.00	.00
**	TOTAL FUND BALANCE/NET POSITION WITH CURRENT CHANGES			.00	.00
**	TOTAL LIABILITIES, OTHER CR, DEF INFLOWS AND FD BAL/NET POSITION			.00	.00
*	GAAP	FUND	9998 GEN FIXED ASSETS ACCT GROUP	.00	.00
*	GAAP	FUND TYPE	11 CAPITAL ASSET BASIS CONVERSION ADJUSTMTS	.00	.00

DAFR8580 307 AFR3 03 13      SOS1 RJE R307    2(ORG) ( ) ( ) 3(FND) ( ) 3(GLA) ( ) ( )      USAS  
 CYCLE: 11/18/13 21:27 5540    RUN DATE: 11/18/13 TIME: 22:58 28    CFY: 14    CFM: 03 LCY: 13    LCM: 00 FICHE: 307 13      01    12  
 (AGY)307      (ORG)      (PRG)      (NAC)      (APP)      (FND)      (COB)      (AOB)      (GLA)  
 (AGL)      (GRT)      (PRJ)      (SS1)      (SS2)

SECRETARY OF STATE (307)  
 BALANCE SHEET - GOVERNMENTAL & PROPRIETARY FUND TYPES (FFS)

PERCENT OF YEAR ELAPSED: 100%      REPORT PERIOD= ADJUSTMENT FY= 13      PROD SYSTEM  
 \*\*\*\*\*PAGE 18

GAAP FUND GROUP      01      GOVERNMENTAL  
 GAAP FUND TYPE      12      LONG-TERM LIAB BASIS CONVERSION ADJUSTMT  
 GAAP FUND      9997      LONG-TERM LIABILITIES BASIS CONVERSION  
 \*\*\*\*\*

GL CAT	GL CLASS	COMP GL	TITLE	AGY GL	CURRENT YEAR	PRIOR YEAR
11	190	0410	AMTS TO BE PROVI FY-OTHER OBLIGATION		.00	.00
	GL CLS	190	RETIREMNT OF OTHR GENERAL LONG-TERM DEBT		.00	.00
*	GLA CAT	11	OTHER DEBITS		.00	.00
**	TOTAL ASSETS AND OTHER DEBITS				.00	.00
21	202	1045	OTHER INTERGOVERNMENT PAYABLE		.00	.00
	GL CLS	202	CL OTHER INTERGOVERNMENTAL PAYABLES		.00	.00
21	230	1025	CL EMPLOYEE'S COMPENSABLE LEAVE		.00	.00
	GL CLS	230	CL EMPLOYEE'S COMPENSABLE LEAVE		.00	.00
*	GLA CAT	21	CURRENT LIABILITIES		.00	.00
**	TOTAL LIABILITIES AND OTHER CREDITS				.00	.00
51	620	2240	FB-UNRESERVED-UNDESIGNATED-OTHER		.00	.00
		9999	FFS SYSTEM CLEARING - GL LEVEL ONLY		.00	.00
	GL CLS	620	FUND BALANCE - UNRESERVED/UNDESIGNATED		.00	.00
*	GLA CAT	51	FUND BALANCE (DEFICITS)		.00	.00
**	TOTAL FUND BALANCE/NET POSITION WITH CURRENT CHANGES				.00	.00
**	TOTAL LIABILITIES, OTHER CR, DEF INFLOWS AND FD BAL/NET POSITION				.00	.00
*	GAAP FUND	9997	LONG-TERM LIABILITIES BASIS CONVERSION		.00	.00
*	GAAP FUND TYPE	12	LONG-TERM LIAB BASIS CONVERSION ADJUSTMT		.00	.00
*	GAAP FUND GROUP	01	GOVERNMENTAL		.00	.00
*	AGENCY	307			.00	.00

DAFR8590 307 AFR3 02 13      SOS1 RJE R307      2(ORG) ( ) 2(OBJ) 3(FND) ( ) 0(GLA) ( ) ( )      USAS  
 CYCLE: 11/18/13 21:27 5540      RUN DATE: 11/18/13 TIME: 22:58 28      CFY: 14      CFM: 03 LCY: 13      LCM: 00 FICHE: 307      01      01  
 (AGY)307      (ORG)      (PRG)      (NAC)      (APP)      (FND)      (COB)      (AOB)      (GLA)  
 (AGL)      (GRT)      (PRJ)      (SS1)      (SS2)

SECRETARY OF STATE (307)  
 OPERATING STATEMENT - GOVERNMENTAL FUNDS  
 REPORT PERIOD= ADJUSTMENT FY= 13

PERCENT OF YEAR ELAPSED: 100%      PROD SYSTEM  
 \*\*\*\*\*PAGE 1

GAAP FUND GROUP      01      GOVERNMENTAL  
 GAAP FUND TYPE      01      GENERAL  
 GAAP FUND      0001      GENERAL REVENUE (0001)-GENERAL

GAAP						CURRENT
GAAP	GAAP GL	ACCT GL	GAAP	COMPT	TITLE	YEAR
CATEGORY	FUNC	CLASS	ACCT SRC/OBJ	OBJ		
GAAP SRC/OBJ			0005		ORIGINAL APPROPRIATIONS	8,823,869.00
GAAP SRC/OBJ			0006		ADDITIONAL APPROPRIATIONS	2,415,278.41
GAAP SRC/OBJ			0007		UNEXPENDED BALANCE FORWARD	0.00
GAAP SRC/OBJ			0035		LICENSES, FEES AND PERMITS	8,292,389.34
GAAP SRC/OBJ			0065		SALES OF GOODS AND SERVICES	10,070.00
GAAP SRC/OBJ			0080		OTHER	4,346.78
* GAAP CATEGORY	01				REVENUES	19,545,953.53
TOTAL REVENUES						19,545,953.53
GAAP SRC/OBJ			0200		SALARIES AND WAGES	9,384,737.41
GAAP SRC/OBJ			0210		PAYROLL RELATED COSTS	2,437,071.46
GAAP SRC/OBJ			0220		PROFESSIONAL FEES AND SERVICES	1,641,818.17
GAAP SRC/OBJ			0230		TRAVEL	110,191.13
GAAP SRC/OBJ			0240		MATERIALS AND SUPPLIES	1,384,265.46
GAAP SRC/OBJ			0250		COMMUNICATION AND UTILITIES	180,496.62
GAAP SRC/OBJ			0260		REPAIRS AND MAINTENANCE	702,164.62
GAAP SRC/OBJ			0270		RENTALS AND LEASES	111,753.82
GAAP SRC/OBJ			0280		PRINTING AND REPRODUCTION	130,039.14
GAAP SRC/OBJ			0320		INTERGOVERNMENTAL PAYMENTS	2,752,500.45

DAFR8590 307 AFR3 02 13 SOS1 RJE R307 2(ORG) ( ) 2(OBJ) 3(FND) ( ) 0(GLA) ( ) ( ) USAS  
CYCLE: 11/18/13 21:27 5540 RUN DATE: 11/18/13 TIME: 22:58 28 CFY: 14 CFM: 03 LCY: 13 LCM: 00 FICHE: 307 01 01

SECRETARY OF STATE (307)  
OPERATING STATEMENT - GOVERNMENTAL FUNDS  
REPORT PERIOD= ADJUSTMENT FY= 13

PERCENT OF YEAR ELAPSED: 100% PROD SYSTEM  
\*\*\*\*\*PAGE 2

GAAP FUND GROUP 01 GOVERNMENTAL  
GAAP FUND TYPE 01 GENERAL  
GAAP FUND 0001 GENERAL REVENUE (0001)-GENERAL

GAAP					CURRENT
GAAP	GAAP GL ACCT GL	GAAP COMPT	TITLE	YEAR	
CATEGORY	FUNC CLASS	ACCT SRC/OBJ	OBJ		
GAAP SRC/OBJ		0330		PUBLIC ASSISTANCE PAYMENTS	2,252,109.88
GAAP SRC/OBJ		0340		OTHER EXPENDITURES	1,866,043.85
GAAP SRC/OBJ		0430		CAPITAL OUTLAY	0.00
* GAAP CATEGORY	04			EXPENDITURES	22,953,192.01
TOTAL EXPENDITURES					22,953,192.01
EXCESS (DEFICIENCY) OF REVENUES OVER (UNDER) EXPENDITURES					3,407,238.48-
GAAP SRC/OBJ		0578		LEGISLATIVE FINANCING SOURCES	1,000,000.00
GAAP SRC/OBJ		0591		LEGISLATIVE FINANCING USES	0.00
GAAP SRC/OBJ		0600		APPROPRIATIONS LAPSED	3,454,150.17-
GAAP SRC/OBJ		0901		INVALID OBJECT/APPROPRIATION COMBINATION	0.00
* GAAP CATEGORY	05			OTHER FINANCING SOURCES (USES)	2,454,150.17-
TOTAL OTHER FINANCING SOURCES (USES)					2,454,150.17-
NET CHANGE IN FUND BALANCE					5,861,388.65-
FUND BALANCE - BEGINNING					14,444,283.06
FUND BALANCE - BEGINNING, AS RESTATED					14,444,283.06
FUND BALANCE - ENDING					8,582,894.41
* GAAP FUND	0001			GENERAL REVENUE (0001)-GENERAL	8,582,894.41

DAFR8590 307 AFR3 02 13      SOS1 RJE R307    2(ORG) ( ) 2(OBJ) 3(FND) ( ) 0(GLA) ( ) ( )      USAS  
 CYCLE: 11/18/13 21:27 5540    RUN DATE: 11/18/13 TIME: 22:58 28    CFY: 14    CFM: 03 LCY: 13    LCM: 00 FICHE: 307      01    01  
 (AGY)307      (ORG)      (PRG)      (NAC)      (APP)      (FND)      (COB)      (AOB)      (GLA)  
 (AGL)      (GRT)      (PRJ)      (SS1)      (SS2)

SECRETARY OF STATE (307)  
 OPERATING STATEMENT - GOVERNMENTAL FUNDS  
 REPORT PERIOD= ADJUSTMENT FY= 13

PERCENT OF YEAR ELAPSED: 100%      PROD SYSTEM  
 \*\*\*\*\*PAGE 3

GAAP FUND GROUP    01    GOVERNMENTAL  
 GAAP FUND TYPE    01    GENERAL  
 GAAP FUND        0036    INSURANCE BD OPERATING FD (0036)-GENERAL

\*\*\*\*\*  
 GAAP  

GAAP	GAAP GL ACCT GL	GAAP	COMPT	TITLE	CURRENT YEAR
CATEGORY	FUNC CLASS	ACCT SRC/OBJ	OBJ		
*****					

NET CHANGE IN FUND BALANCE	0.00
FUND BALANCE - BEGINNING	0.00
FUND BALANCE - BEGINNING, AS RESTATED	0.00
FUND BALANCE - ENDING	0.00
* GAAP FUND        0036      INSURANCE BD OPERATING FD (0036)-GENERAL	0.00

DAFR8590 307 AFR3 02 13      SOS1 RJE R307    2(ORG) (   ) 2(OBJ) 3(FND) (   ) 0(GLA) (   ) (   )      USAS  
 CYCLE: 11/18/13 21:27 5540    RUN DATE: 11/18/13 TIME: 22:58 28    CFY: 14    CFM: 03 LCY: 13    LCM: 00 FICHE: 307      01      01  
 (AGY) 307      (ORG)      (PRG)      (NAC)      (APP)      (FND)      (COB)      (AOB)      (GLA)  
 (AGL)                    (GRT)                    (PRJ)                    (SS1)                    (SS2)

SECRETARY OF STATE (307)  
 OPERATING STATEMENT - GOVERNMENTAL FUNDS

PERCENT OF YEAR ELAPSED: 100%      REPORT PERIOD= ADJUSTMENT FY= 13      PROD SYSTEM  
 \*\*\*\*\*PAGE 4

GAAP FUND GROUP      01    GOVERNMENTAL  
 GAAP FUND TYPE      01    GENERAL  
 GAAP FUND            0099    OPERATOR&CHAUFFER LIC FD (0099) -GENERAL  
 \*\*\*\*\*

GAAP					CURRENT
GAAP	GAAP GL ACCT GL	GAAP	COMPT	TITLE	YEAR
CATEGORY	FUNC CLASS	ACCT SRC/OBJ	OBJ		
*****					

NET CHANGE IN FUND BALANCE	0.00
FUND BALANCE - BEGINNING	0.00
FUND BALANCE - BEGINNING, AS RESTATED	0.00
FUND BALANCE - ENDING	0.00
* GAAP FUND            0099      OPERATOR&CHAUFFER LIC FD (0099) -GENERAL	0.00

DAFR8590 307 AFR3 02 13      SOS1 RJE R307    2(ORG) ( ) 2(OBJ) 3(FND) ( ) 0(GLA) ( ) ( )      USAS  
 CYCLE: 11/18/13 21:27 5540    RUN DATE: 11/18/13 TIME: 22:58 28    CFY: 14    CFM: 03    LCY: 13    LCM: 00    FICHE: 307      01    01  
 (AGY)307    (ORG)    (PRG)    (NAC)    (APP)    (FND)    (COB)    (AOB)    (GLA)  
 (AGL)                    (GRT)                    (PRJ)                    (SS1)                    (SS2)

SECRETARY OF STATE (307)  
 OPERATING STATEMENT - GOVERNMENTAL FUNDS

PERCENT OF YEAR ELAPSED: 100%      REPORT PERIOD= ADJUSTMENT FY= 13      PROD SYSTEM  
 \*\*\*\*\*PAGE 5

GAAP FUND GROUP    01    GOVERNMENTAL  
 GAAP FUND TYPE    01    GENERAL  
 GAAP FUND            0472    INAUGURAL FUND (0472)-CONSOLIDATED

GAAP						CURRENT
GAAP	GAAP GL ACCT GL	GAAP	COMPT	TITLE		YEAR
CATEGORY	FUNC CLASS	ACCT SRC/OBJ	OBJ			
GAAP SRC/OBJ		0050		INTEREST AND INVESTMENT INCOME		602.79
GAAP SRC/OBJ		0080		OTHER		0.00
* GAAP CATEGORY	01			REVENUES		602.79
TOTAL REVENUES						602.79
TOTAL EXPENDITURES						0.00
EXCESS (DEFICIENCY) OF REVENUES OVER (UNDER)				EXPENDITURES		602.79
GAAP SRC/OBJ		0500		TRANSFERS-IN		0.00
GAAP SRC/OBJ		0510		TRANSFERS-OUT		0.00
* GAAP CATEGORY	05			OTHER FINANCING SOURCES (USES)		0.00
TOTAL OTHER FINANCING SOURCES (USES)						0.00
NET CHANGE IN FUND BALANCE						602.79
FUND BALANCE - BEGINNING						162,358.92
FUND BALANCE - BEGINNING, AS RESTATED						162,358.92
FUND BALANCE - ENDING						162,961.71
* GAAP FUND	0472			INAUGURAL FUND (0472)-CONSOLIDATED		162,961.71

DAFR8590 307 AFR3 02 13      SOS1 RJE R307      2(ORG) ( ) 2(OBJ) 3(FND) ( ) 0(GLA) ( ) ( )      USAS  
 CYCLE: 11/18/13 21:27 5540    RUN DATE: 11/18/13 TIME: 22:58 28    CFY: 14    CFM: 03 LCY: 13    LCM: 00 FICHE: 307    01    01  
 (AGY)307    (ORG)    (PRG)    (NAC)    (APP)    (FND)    (COB)    (AOB)    (GLA)  
 (AGL)                    (GRT)                    (PRJ)                    (SS1)                    (SS2)

SECRETARY OF STATE (307)  
 OPERATING STATEMENT - GOVERNMENTAL FUNDS  
 REPORT PERIOD= ADJUSTMENT FY= 13

PERCENT OF YEAR ELAPSED: 100%      PROD SYSTEM  
 \*\*\*\*\*PAGE 6

GAAP FUND GROUP    01    GOVERNMENTAL  
 GAAP FUND TYPE    01    GENERAL  
 GAAP FUND            0900    DEPARTMENTAL SUSPENSE (0900) - GENERAL

GAAP						CURRENT
GAAP	GAAP GL	ACCT GL	GAAP	COMPT	TITLE	YEAR
CATEGORY	FUNC	CLASS	ACCT SRC/OBJ	OBJ		
			0035		LICENSES, FEES AND PERMITS	176,901.99
*	GAAP CATEGORY	01			REVENUES	176,901.99
					TOTAL REVENUES	176,901.99
					TOTAL EXPENDITURES	0.00
					EXCESS (DEFICIENCY) OF REVENUES OVER (UNDER) EXPENDITURES	176,901.99
					TOTAL OTHER FINANCING SOURCES (USES)	0.00
					NET CHANGE IN FUND BALANCE	176,901.99
					FUND BALANCE - BEGINNING	5,405,803.11
					FUND BALANCE - BEGINNING, AS RESTATED	5,405,803.11
					FUND BALANCE - ENDING	5,582,705.10
*	GAAP FUND	0900			DEPARTMENTAL SUSPENSE (0900) - GENERAL	5,582,705.10



DAFR8590 307 AFR3 02 13      SOS1 RJE R307    2(ORG) ( ) 2(OBJ) 3(FND) ( ) 0(GLA) ( ) ( )      USAS  
 CYCLE: 11/18/13 21:27 5540    RUN DATE: 11/18/13 TIME: 22:58 28    CFY: 14    CFM: 03 LCY: 13    LCM: 00 FICHE: 307    01    01  
 (AGY)307    (ORG)    (PRG)    (NAC)    (APP)    (FND)    (COB)    (AOB)    (GLA)  
 (AGL)    (GRT)    (PRJ)    (SS1)    (SS2)

SECRETARY OF STATE (307)  
 OPERATING STATEMENT - GOVERNMENTAL FUNDS  
 REPORT PERIOD= ADJUSTMENT FY= 13

PERCENT OF YEAR ELAPSED: 100%      PROD SYSTEM  
 \*\*\*\*\*PAGE 7

GAAP FUND GROUP    01    GOVERNMENTAL  
 GAAP FUND TYPE    01    GENERAL  
 GAAP FUND            5008    GR ACCOUNT-INAUGURAL ENDOWMENT

\*\*\*\*\*  
 GAAP  
 GAAP    GAAP GL ACCT GL    GAAP    COMPT      CURRENT  
 CATEGORY FUNC CLASS    ACCT SRC/OBJ    OBJ    TITLE      YEAR  
 \*\*\*\*\*

NET CHANGE IN FUND BALANCE	0.00
FUND BALANCE - BEGINNING	0.00
FUND BALANCE - BEGINNING, AS RESTATED	0.00
FUND BALANCE - ENDING	0.00
* GAAP FUND            5008            GR ACCOUNT-INAUGURAL ENDOWMENT	0.00

DAFR8590 307 AFR3 02 13      SOS1 RJE R307      2(ORG) ( ) 2(OBJ) 3(FND) ( ) 0(GLA) ( ) ( )      USAS  
 CYCLE: 11/18/13 21:27 5540    RUN DATE: 11/18/13 TIME: 22:58 28 CFY: 14    CFM: 03 LCY: 13    LCM: 00 FICHE: 307      01    01  
 (AGY)307      (ORG)      (PRG)      (NAC)      (APP)      (FND)      (COB)      (AOB)      (GLA)  
 (AGL)      (GRT)      (PRJ)      (SS1)      (SS2)

SECRETARY OF STATE (307)

OPERATING STATEMENT - GOVERNMENTAL FUNDS

PERCENT OF YEAR ELAPSED: 100%

REPORT PERIOD= ADJUSTMENT FY= 13

PROD SYSTEM

\*\*\*\*\*PAGE 8

GAAP FUND GROUP      01    GOVERNMENTAL

GAAP FUND TYPE      01    GENERAL

GAAP FUND            5095    GR ACCT-ELECTION IMPROVEMENT

\*\*\*\*\*  
GAAP

GAAP	GAAP GL ACCT GL	GAAP	COMPT	TITLE	CURRENT YEAR
CATEGORY	FUNC CLASS	ACCT SRC/OBJ	OBJ		

			0025	FEDERAL REVENUE	6,801,142.08
			0050	INTEREST AND INVESTMENT INCOME	99,553.11
			0080	OTHER	0.00
*	GAAP CATEGORY	01		REVENUES	6,900,695.19
	TOTAL REVENUES				6,900,695.19
	GAAP SRC/OBJ		0200	SALARIES AND WAGES	409,449.83
	GAAP SRC/OBJ		0210	PAYROLL RELATED COSTS	103,632.31
	GAAP SRC/OBJ		0220	PROFESSIONAL FEES AND SERVICES	1,288,477.65
	GAAP SRC/OBJ		0240	MATERIALS AND SUPPLIES	215,835.72
	GAAP SRC/OBJ		0250	COMMUNICATION AND UTILITIES	168,468.50
	GAAP SRC/OBJ		0260	REPAIRS AND MAINTENANCE	419,160.81
	GAAP SRC/OBJ		0270	RENTALS AND LEASES	4,400.00
	GAAP SRC/OBJ		0320	INTERGOVERNMENTAL PAYMENTS	7,973,490.04
	GAAP SRC/OBJ		0340	OTHER EXPENDITURES	456,966.92
	GAAP SRC/OBJ		0430	CAPITAL OUTLAY	54,579.16
*	GAAP CATEGORY	04		EXPENDITURES	11,094,460.94
	TOTAL EXPENDITURES				11,094,460.94
	EXCESS (DEFICIENCY) OF REVENUES OVER (UNDER) EXPENDITURES				4,193,765.75-

DAFR8590 307 AFR3 02 13 SOS1 RJE R307 2(ORG) ( ) 2(OBJ) 3(FND) ( ) 0(GLA) ( ) ( ) USAS  
CYCLE: 11/18/13 21:27 5540 RUN DATE: 11/18/13 TIME: 22:58 28 CFY: 14 CFM: 03 LCY: 13 LCM: 00 FICHE: 307 01 01

SECRETARY OF STATE (307)  
OPERATING STATEMENT - GOVERNMENTAL FUNDS

PERCENT OF YEAR ELAPSED: 100% REPORT PERIOD= ADJUSTMENT FY= 13 PROD SYSTEM  
\*\*\*\*\*PAGE 9

GAAP FUND GROUP 01 GOVERNMENTAL  
GAAP FUND TYPE 01 GENERAL  
GAAP FUND 5095 GR ACCT-ELECTION IMPROVEMENT

\*\*\*\*\*  
GAAP  
GAAP GAAP GL ACCT GL GAAP COMPT CURRENT  
CATEGORY FUNC CLASS ACCT SRC/OBJ OBJ TITLE YEAR  
\*\*\*\*\*

TOTAL OTHER FINANCING SOURCES (USES)	0.00
NET CHANGE IN FUND BALANCE	4,193,765.75-
FUND BALANCE - BEGINNING	14,952,044.85
FUND BALANCE - BEGINNING, AS RESTATED	14,952,044.85
FUND BALANCE - ENDING	10,758,279.10
* GAAP FUND 5095 GR ACCT-ELECTION IMPROVEMENT	10,758,279.10
* GAAP FUND TY 01 GENERAL	25,086,840.32



DAFR8590 307 AFR3 02 13      SOS1 RJE R307    2(ORG) ( ) 2(OBJ) 3(FND) ( ) 0(GLA) ( ) ( )      USAS  
 CYCLE: 11/18/13 21:27 5540    RUN DATE: 11/18/13 TIME: 22:58 28    CFY: 14    CFM: 03 LCY: 13    LCM: 00 FICHE: 307    01    12  
 (AGY)307    (ORG)    (PRG)    (NAC)    (APP)    (FND)    (COB)    (AOB)    (GLA)  
 (AGL)    (GRT)    (PRJ)    (SS1)    (SS2)

SECRETARY OF STATE (307)  
 OPERATING STATEMENT - GOVERNMENTAL FUNDS  
 REPORT PERIOD= ADJUSTMENT FY= 13

PERCENT OF YEAR ELAPSED: 100%      PROD SYSTEM  
 \*\*\*\*\*PAGE 11

GAAP FUND GROUP    01    GOVERNMENTAL  
 GAAP FUND TYPE    12    LONG-TERM LIAB BASIS CONVERSION ADJUSTMT  
 GAAP FUND        9997    LONG-TERM LIABILITIES BASIS CONVERSION

\*\*\*\*\*  
 GAAP  
 GAAP    GAAP    GL    ACCT    GL    GAAP    COMPT    CURRENT  
 CATEGORY    FUNC    CLASS    ACCT    SRC/OBJ    OBJ    TITLE    YEAR  
 \*\*\*\*\*

NET CHANGE IN FUND BALANCE		0.00
FUND BALANCE - BEGINNING		0.00
FUND BALANCE - BEGINNING, AS RESTATED		0.00
FUND BALANCE - ENDING		0.00
* GAAP FUND    9997	LONG-TERM LIABILITIES BASIS CONVERSION	0.00
* GAAP FUND TY    12	LONG-TERM LIAB BASIS CONVERSION ADJUSTMT	0.00
* GAAP FD GRP    01	GOVERNMENTAL	25,086,840.32
* AGENCY        307		25,086,840.32



DAFR8581 307 AFR3 03 13 SOS1 RJE R307 2(ORG) ( ) ( ) 3(FND) ( ) 3(GLA) ( ) ( ) USAS  
 CYCLE: 11/18/13 21:27 5540 RUN DATE: 11/18/13 TIME: 22:58 28 CFY: 14 CFM: 03 LCY: 13 LCM: 00 FICHE: 307 13 01 01  
 (AGY)307 (ORG) (PRG) (NAC) (APP) (FND) (COB) (AOB) (GLA)  
 (AGL) (GRT) (PRJ) (SS1) (SS2)

SECRETARY OF STATE (307)  
 STATEMENT OF NET POSITION - BALANCE SHEET FORMAT(GWFS)  
 REPORT PERIOD= ADJUSTMENT FY= 13

PERCENT OF YEAR ELAPSED: 100% PROD SYSTEM  
 \*\*\*\*\*PAGE 1

GAAP FUND GROUP 01 GOVERNMENTAL  
 GAAP FUND TYPE 01 GENERAL  
 GAAP FUND 0001 GENERAL REVENUE (0001)-GENERAL

GL	GL	B/C	COMP	TITLE	AGY	CURRENT	PRIOR
CT	CLS	IND	GL		GL	YEAR	YEAR
01	001	N	0010	CASH ON HAND		.00	.00
		N	0020	PETTY CASH ON HAND		650.00	650.00
	GL	CLS	001	CA CASH ON HAND		650.00	650.00
01	002	N	0040	CASH IN BANK		.00	.00
		N	0043	TRAVEL CASH IN BANK		16,900.00	16,900.00
	GL	CLS	002	CA CASH IN BANK		16,900.00	16,900.00
01	003	N	0035	CASH IN TRANSIT/REIMB DUE FR TREASUR		.00	.00
	GL	CLS	003	CA CASH IN TRANSIT/REIMB DUE FM TREASURY		.00	.00
01	004	N	0045	CASH IN STATE TREASURY		308,836,085.93-	293,846,498.72-
		N	0047	SHARED CASH		.00	.00
		N	0048	LEGISLATIVE CASH		308,836,085.93	293,846,498.72
	GL	CLS	004	CA CASH IN STATE TREASURY		.00	.00
01	020	N	9000	LEGISLATIVE APPROPRIATIONS		9,322,070.38	15,526,660.35
	GL	CLS	020	CA LEGISLATIVE APPROPRIATIONS		9,322,070.38	15,526,660.35
01	052	N	0230	ACCTS. RECEIVABLE - BILLED		.00	.00
		N	0231	ACCTS. RECEIVABLE - UNBILLED		981,633.62	899,043.31
	GL	CLS	052	CA ACCOUNTS RECEIVABLES, NET		981,633.62	899,043.31
01	065	N	0279	CA INTERFUND RECEIVABLE-NO POST DOC		.00	29,160.47
	GL	CLS	065	CA INTERFUND RECEIVABLE		.00	29,160.47
01	070	N	0282	DUE FROM UNIV COMPONENTS / SYSTEM		.00	.00
	GL	CLS	070	CA DUE FROM OTHER FUNDS		.00	.00
01	072	N	0284	DUE FROM OTHER AGENCIES		.00	.00

DAFR8581 307 AFR3 03 13 SOS1 RJE R307 2(ORG) ( ) ( ) 3(FND) ( ) 3(GLA) ( ) ( ) USAS  
CYCLE: 11/18/13 21:27 5540 RUN DATE: 11/18/13 TIME: 22:58 28 CFY: 14 CFM: 03 LCY: 13 LCM: 00 FICHE: 307 13 01 01

STATEMENT OF NET POSITION - BALANCE SHEET FORMAT (GWFS)

PERCENT OF YEAR ELAPSED: 100% REPORT PERIOD= ADJUSTMENT FY= 13 PROD SYSTEM

\*\*\*\*\*PAGE 2

GAAP FUND GROUP 01 GOVERNMENTAL  
GAAP FUND TYPE 01 GENERAL  
GAAP FUND 0001 GENERAL REVENUE (0001)-GENERAL

GL CT	CLS	B/C	IND	COMP	TITLE	AGY	GL	CURRENT	PRIOR
GL	CLS	IND	GL			GL		YEAR	YEAR
	GL	CLS		072	CA DUE FROM OTHER AGENCIES			.00	.00
01	080	N		0285	CONSUM. INVENTORIES (MAT. AND SUPPLI			60,059.03	59,005.56
	GL	CLS		080	CA CONSUMABLE INVENTORIES			60,059.03	59,005.56
*	GLA	CAT		01	CURRENT ASSETS			10,381,313.03	16,531,419.69
06	151	N		0345	FURNITURE/EQUIPMENT			.00	.00
	GL	CLS		151	FURNITURE AND EQUIPMENT, NET			.00	.00
06	158	N		0383	OTHER CAPITAL ASSETS-DEPRECIABLE			.00	.00
	GL	CLS		158	OTHER CAPITAL ASSETS, NET			.00	.00
*	GLA	CAT		06	NON-CURRENT ASSETS			.00	.00
11	190	N		0410	AMTS TO BE PROVI FY-OTHER OBLIGATION			.00	.00
	GL	CLS		190	RETIREMNT OF OTHR GENERAL LONG-TERM DEBT			.00	.00
*	GLA	CAT		11	OTHER DEBITS			.00	.00
**	TOTAL	ASSETS	AND	OTHER	DEBITS			10,381,313.03	16,531,419.69
21	200	N		1009	VOUCHERS PAYABLE			781,838.33-	904,485.54-
				N	1010	ACCOUNTS PAYABLE		39,010.77-	108,509.94-
	GL	CLS		200	CL ACCOUNTS PAYABLE			820,849.10-	1,012,995.48-
21	203	N		1015	PAYROLL PAYABLE			977,569.52-	1,074,141.15-
	GL	CLS		203	CL PAYROLL PAYABLE			977,569.52-	1,074,141.15-
21	205	N		1049	CL INTERFUND PAYABLE			.00	.00
	GL	CLS		205	CL INTERFUND PAYABLE			.00	.00
21	210	N		1053	DUE TO OTHER FUNDS	30709000		.00	.00
				N	1054	DUE TO OTHER FUNDS		.00	.00



DAFR8581 307 AFR3 03 13 SOS1 RJE R307 2(ORG) ( ) ( ) 3(FND) ( ) 3(GLA) ( ) ( ) USAS  
CYCLE: 11/18/13 21:27 5540 RUN DATE: 11/18/13 TIME: 22:58 28 CFY: 14 CFM: 03 LCY: 13 LCM: 00 FICHE: 307 13 01 01

STATEMENT OF NET POSITION - BALANCE SHEET FORMAT (GWFS)

SECRETARY OF STATE (307)  
REPORT PERIOD= ADJUSTMENT FY= 13

PERCENT OF YEAR ELAPSED: 100%

PROD SYSTEM

PAGE 3

GAAP FUND GROUP 01 GOVERNMENTAL  
GAAP FUND TYPE 01 GENERAL  
GAAP FUND 0001 GENERAL REVENUE (0001)-GENERAL

GL CT	GL CLS	B/C	COMP	TITLE	AGY GL	CURRENT YEAR	PRIOR YEAR
	GL CLS	210	CL	DUE TO OTHER FUNDS		.00	.00
21	211	N	1050	DUE TO OTHER AGENCIES		.00	.00
		N	1050	DUE TO OTHER AGENCIES	30705010	.00	.00
		N	1050	DUE TO OTHER AGENCIES	32001650	.00	.00
		N	1050	DUE TO OTHER AGENCIES	47900010	.00	.00
		N	1050	DUE TO OTHER AGENCIES	90200010	.00	.00
	GL CLS	211	CL	DUE TO OTHER AGENCIES		.00	.00
21	220	N	1046	DEFERRED/UNEARNED REVENUES		.00	.00
	GL CLS	220	CL	DEFERRED/UNEARNED REVENUES		.00	.00
21	230	N	1025	CL EMPLOYEE'S COMPENSABLE LEAVE		.00	.00
	GL CLS	230	CL	EMPLOYEE'S COMPENSABLE LEAVE		.00	.00
21	300	N	1140	FUNDS HELD FOR OTHERS		.00	.00
		N	1149	FUNDS HELD FOR OTHERS		.00	.00
	GL CLS	300	CL	FUNDS HELD FOR OTHERS		.00	.00
*	GLA CAT	21		CURRENT LIABILITIES		1,798,418.62-	2,087,136.63-
**	TOTAL			LIABILITIES AND OTHER CREDITS		1,798,418.62-	2,087,136.63-
51	360	N	2050	FD BAL-RESERVED FOR ENCUMBRANCES		.00	.00
	GL CLS	360	FD	BAL RESERVED FOR ENCUMBRANCES		.00	.00
51	362	N	2075	FD BAL-RESERVED FOR CONSUM. INVENT.		.00	.00
	GL CLS	362	FD	BAL RESERVED FOR INVENTORIES		.00	.00
51	364	N	2065	FD BAL-RESERVED FOR IMPREST ACCOUNTS		.00	.00
	GL CLS	364	FD	BAL RESERVED FOR IMPREST ACCT.		.00	.00
51	510	N	2301	FD BAL-NONSPND FOR INVENTORY		59,005.56-	59,005.56-
		N	2303	FD BAL-NONSPND FOR LT LOANS, CONT AND		.00	.00

DAFR8581 307 AFR3 03 13 SOS1 RJE R307 2(ORG) ( ) ( ) 3(FND) ( ) 3(GLA) ( ) ( ) USAS  
CYCLE: 11/18/13 21:27 5540 RUN DATE: 11/18/13 TIME: 22:58 28 CFY: 14 CFM: 03 LCY: 13 LCM: 00 FICHE: 307 13 01 01

STATEMENT OF NET POSITION - BALANCE SHEET FORMAT (GWFS)

PERCENT OF YEAR ELAPSED: 100% REPORT PERIOD= ADJUSTMENT FY= 13 PROD SYSTEM  
\*\*\*\*\*PAGE 4

GAAP FUND GROUP 01 GOVERNMENTAL  
GAAP FUND TYPE 01 GENERAL  
GAAP FUND 0001 GENERAL REVENUE (0001)-GENERAL

GL CT	GL CLS	B/C IND	COMP GL	TITLE	AGY GL	CURRENT YEAR	PRIOR YEAR
	GL CLS		510 FD	BAL-NONSPENDABLE		59,005.56-	59,005.56-
51	520	N	2310	FD BAL-RESTRICTED		.00	.00
	GL CLS		520 FD	BAL-RESTRICTED		.00	.00
51	550	N	****	2325-POST CLS FFS FB UNASSIGNED		8,523,888.85-	14,385,277.50-
	GL CLS		550 FD	BAL-UNASSIGNED		8,523,888.85-	14,385,277.50-
51	620	N	2240	FB-UNRESERVED-UNDESIGNATED-OTHER		.00	.00
		N	9999	FFS SYSTEM CLEARING - GL LEVEL ONLY		.00	.00
	GL CLS		620 FUND	BALANCE - UNRESERVED/UNDESIGNATED		.00	.00
51	630	N	2030	INVESTMENT IN GENERAL FIXED ASSETS		.00	.00
		N	2055	FB - UNENCUM APPROP - SUBJECT TO LAP		.00	.00
		N	2060	FB-RES FOR UNENCUM APPR-FUTURE OPERA		.00	.00
	GL CLS		630 OBSOLETE	FB ACCTS UNDER GASB 34		.00	.00
51	800	N	9001	ENCUMBRANCES		140,632.35	2,408,317.53
		N	9003	ENCUMBRANCES (REPORTING AGENCIES)		.00	.00
		N	9005	BUDGET RESERVATION FOR ENCUMBRANCES		140,632.35-	2,408,317.53-
	GL CLS		800 BUDGETARY			.00	.00
51	950	N	9200	PAYROLL CLEARING		.00	.00
		N	9201	PAYROLL CLEARING OFFSET		.00	.00
		N	9202	PAYROLL SYSTEM CLEARING		.00	.00
	GL CLS		950 SYSTEM	ACCOUNTS		.00	.00
*	GLA CAT		51 FUND	BALANCE (DEFICITS)		8,582,894.41-	14,444,283.06-
**	TOTAL FUND BALANCE/NET POSITION WITH CURRENT CHANGES					8,582,894.41-	14,444,283.06-
**	TOTAL LIABILITIES, OTHER CR, DEF INFLOWS AND FD BAL/NET POSITION					10,381,313.03-	16,531,419.69-
*	GAAP FUND		0001 GENERAL	REVENUE (0001)-GENERAL		.00	.00

DAFR8581 307 AFR3 03 13      SOS1 RJE R307    2(ORG) ( ) ( ) 3(FND) ( ) 3(GLA) ( ) ( )      USAS  
 CYCLE: 11/18/13 21:27 5540    RUN DATE: 11/18/13 TIME: 22:58 28    CFY: 14    CFM: 03 LCY: 13    LCM: 00 FICHE: 307 13      01      01  
 (AGY)307      (ORG)      (PRG)      (NAC)      (APP)      (FND)      (COB)      (AOB)      (GLA)  
 (AGL)      (GRT)      (PRJ)      (SS1)      (SS2)

SECRETARY OF STATE (307)  
 STATEMENT OF NET POSITION - BALANCE SHEET FORMAT (GWFS)  
 REPORT PERIOD= ADJUSTMENT FY= 13

PERCENT OF YEAR ELAPSED: 100%      PROD SYSTEM  
 \*\*\*\*\*PAGE 5

GAAP FUND GROUP      01      GOVERNMENTAL  
 GAAP FUND TYPE      01      GENERAL  
 GAAP FUND      0036      INSURANCE BD OPERATING FD (0036)-GENERAL

GL	GL	B/C	COMP		AGY	CURRENT	PRIOR	
CT	CLS	IND	GL	TITLE	GL	YEAR	YEAR	
01	004	N	0045	CASH IN STATE TREASURY		.00	.00	
		N	0047	SHARED CASH		.00	.00	
	GL	CLS	004	CA CASH IN STATE TREASURY		.00	.00	
*	GLA	CAT	01	CURRENT ASSETS		.00	.00	
**	TOTAL ASSETS AND OTHER DEBITS							.00
51	620	N	2240	FB-UNRESERVED-UNDESIGNATED-OTHER		.00	.00	
		N	9999	FFS SYSTEM CLEARING - GL LEVEL ONLY		.00	.00	
	GL	CLS	620	FUND BALANCE - UNRESERVED/UNDESIGNATED		.00	.00	
*	GLA	CAT	51	FUND BALANCE (DEFICITS)		.00	.00	
**	TOTAL FUND BALANCE/NET POSITION WITH CURRENT CHANGES							.00
**	TOTAL LIABILITIES, OTHER CR, DEF INFLOWS AND FD BAL/NET POSITION							.00
*	GAAP	FUND	0036	INSURANCE BD OPERATING FD (0036)-GENERAL		.00	.00	

DAFR8581 307 AFR3 03 13      SOS1 RJE R307      2(ORG) ( ) ( ) 3(FND) ( ) 3(GLA) ( ) ( )      USAS  
 CYCLE: 11/18/13 21:27 5540    RUN DATE: 11/18/13 TIME: 22:58 28    CFY: 14    CFM: 03 LCY: 13    LCM: 00 FICHE: 307 13      01      01  
 (AGY)307      (ORG)      (PRG)      (NAC)      (APP)      (FND)      (COB)      (AOB)      (GLA)  
 (AGL)      (GRT)      (PRJ)      (SS1)      (SS2)

SECRETARY OF STATE (307)

STATEMENT OF NET POSITION - BALANCE SHEET FORMAT (GWFS)

PERCENT OF YEAR ELAPSED: 100%

REPORT PERIOD= ADJUSTMENT FY= 13

PROD SYSTEM

\*\*\*\*\*PAGE 6

GAAP FUND GROUP      01      GOVERNMENTAL  
 GAAP FUND TYPE      01      GENERAL  
 GAAP FUND      0099      OPERATOR&CHAUFFER LIC FD (0099) -GENERAL

GL	GL	B/C	COMP	TITLE	AGY	CURRENT	PRIOR
CT	CLS	IND	GL		GL	YEAR	YEAR
01	004	N	0045	CASH IN STATE TREASURY		.00	.00
			N	0047 SHARED CASH		.00	.00
	GL	CLS	004	CA CASH IN STATE TREASURY		.00	.00
*	GLA	CAT	01	CURRENT ASSETS		.00	.00
**	TOTAL ASSETS AND OTHER DEBITS					.00	.00
51	620	N	2240	FB-UNRESERVED-UNDESIGNATED-OTHER		.00	.00
			N	9999 FFS SYSTEM CLEARING - GL LEVEL ONLY		.00	.00
	GL	CLS	620	FUND BALANCE - UNRESERVED/UNDESIGNATED		.00	.00
*	GLA	CAT	51	FUND BALANCE (DEFICITS)		.00	.00
**	TOTAL FUND BALANCE/NET POSITION WITH CURRENT CHANGES					.00	.00
**	TOTAL LIABILITIES, OTHER CR, DEF INFLOWS AND FD BAL/NET POSITION					.00	.00
*	GAAP	FUND	0099	OPERATOR&CHAUFFER LIC FD (0099) -GENERAL		.00	.00

DAFR8581 307 AFR3 03 13 SOS1 RJE R307 2(ORG) ( ) ( ) 3(FND) ( ) 3(GLA) ( ) ( ) USAS  
 CYCLE: 11/18/13 21:27 5540 RUN DATE: 11/18/13 TIME: 22:58 28 CFY: 14 CFM: 03 LCY: 13 LCM: 00 FICHE: 307 13 01 01  
 (AGY) 307 (ORG) (PRG) (NAC) (APP) (FND) (COB) (AOB) (GLA)  
 (AGL) (GRT) (PRJ) (SS1) (SS2)

SECRETARY OF STATE (307)

STATEMENT OF NET POSITION - BALANCE SHEET FORMAT(GWFS)

PERCENT OF YEAR ELAPSED: 100% REPORT PERIOD= ADJUSTMENT FY= 13 PROD SYSTEM  
 \*\*\*\*\*PAGE 7

GAAP FUND GROUP 01 GOVERNMENTAL  
 GAAP FUND TYPE 01 GENERAL  
 GAAP FUND 0472 INAUGURAL FUND (0472)-CONSOLIDATED

GL	GL	B/C	COMP	AGY	CURRENT	PRIOR
CT	CLS	IND	GL	GL	YEAR	YEAR
TITLE						
01	004	N	0045		351,625.71	351,022.92
		N	0047		188,664.00-	188,664.00-
	GL	CLS	004 CA		162,961.71	162,358.92
01	065	N	0279		.00	.00
		N	0279	32001650	.00	.00
	GL	CLS	065 CA		.00	.00
01	070	N	0283	30750080	.00	.00
	GL	CLS	070 CA		.00	.00
*	GLA	CAT	01		162,961.71	162,358.92
**	TOTAL ASSETS AND OTHER DEBITS				162,961.71	162,358.92
21	205	N	1049		.00	.00
	GL	CLS	205 CL		.00	.00
21	211	N	1050		.00	.00
		N	1050	30750080	.00	.00
		N	1050	32001650	.00	.00
	GL	CLS	211 CL		.00	.00
21	300	N	1140		.00	.00
		N	1149		.00	.00
	GL	CLS	300 CL		.00	.00
*	GLA	CAT	21		.00	.00
**	TOTAL LIABILITIES AND OTHER CREDITS				.00	.00
51	530	N	2315		162,961.71-	162,358.92-

DAFR8581 307 AFR3 03 13 SOS1 RJE R307 2(ORG) ( ) ( ) 3(FND) ( ) 3(GLA) ( ) ( ) USAS  
CYCLE: 11/18/13 21:27 5540 RUN DATE: 11/18/13 TIME: 22:58 28 CFY: 14 CFM: 03 LCY: 13 LCM: 00 FICHE: 307 13 01 01

SECRETARY OF STATE (307)

STATEMENT OF NET POSITION - BALANCE SHEET FORMAT (GWFS)

PERCENT OF YEAR ELAPSED: 100% REPORT PERIOD= ADJUSTMENT FY= 13 PROD SYSTEM  
\*\*\*\*\*PAGE 8

GAAP FUND GROUP 01 GOVERNMENTAL  
GAAP FUND TYPE 01 GENERAL  
GAAP FUND 0472 INAUGURAL FUND (0472)-CONSOLIDATED

GL CT	GL CLS	B/C IND	COMP GL	TITLE	AGY GL	CURRENT YEAR	PRIOR YEAR
	GL CLS		530 FD	BAL-COMMITTED		162,961.71-	162,358.92-
51	550	N	***	2325-POST CLS FFS FB UNASSIGNED		.00	.00
	GL CLS		550 FD	BAL-UNASSIGNED		.00	.00
51	620	N	2240	FB-UNRESERVED-UNDESIGNATED-OTHER		.00	.00
		N	9999	FFS SYSTEM CLEARING - GL LEVEL ONLY		.00	.00
	GL CLS		620	FUND BALANCE - UNRESERVED/UNDESIGNATED		.00	.00
*	GLA CAT		51	FUND BALANCE (DEFICITS)		162,961.71-	162,358.92-
**	TOTAL FUND BALANCE/NET POSITION WITH CURRENT CHANGES					162,961.71-	162,358.92-
**	TOTAL LIABILITIES, OTHER CR, DEF INFLOWS AND FD BAL/NET POSITION					162,961.71-	162,358.92-
*	GAAP FUND		0472	INAUGURAL FUND (0472)-CONSOLIDATED		.00	.00

DAFR8581 307 AFR3 03 13      SOS1 RJE R307    2(ORG) ( ) ( ) 3(FND) ( ) 3(GLA) ( ) ( )      USAS  
 CYCLE: 11/18/13 21:27 5540    RUN DATE: 11/18/13    TIME: 22:58 28    CFY: 14    CFM: 03    LCY: 13    LCM: 00    FICHE: 307 13      01      01  
 (AGY)307      (ORG)      (PRG)      (NAC)      (APP)      (FND)      (COB)      (AOB)      (GLA)  
 (AGL)      (GRT)      (PRJ)      (SS1)      (SS2)

SECRETARY OF STATE (307)  
 STATEMENT OF NET POSITION - BALANCE SHEET FORMAT (GWFS)

PERCENT OF YEAR ELAPSED: 100%      REPORT PERIOD= ADJUSTMENT FY= 13      PROD SYSTEM  
 \*\*\*\*\*PAGE 9

GAAP FUND GROUP      01      GOVERNMENTAL  
 GAAP FUND TYPE      01      GENERAL  
 GAAP FUND      0900      DEPARTMENTAL SUSPENSE (0900) - GENERAL

GL	GL	B/C	COMP	AGY	CURRENT	PRIOR
CT	CLS	IND	GL	GL	YEAR	YEAR
01	004	N	0047	SHARED CASH	5,582,705.10	5,405,803.11
	GL	CLS	004	CA CASH IN STATE TREASURY	5,582,705.10	5,405,803.11
*	GLA	CAT	01	CURRENT ASSETS	5,582,705.10	5,405,803.11
**	TOTAL ASSETS AND OTHER DEBITS				5,582,705.10	5,405,803.11
21	300	N	1149	FUNDS HELD FOR OTHERS	.00	.00
	GL	CLS	300	CL FUNDS HELD FOR OTHERS	.00	.00
*	GLA	CAT	21	CURRENT LIABILITIES	.00	.00
**	TOTAL LIABILITIES AND OTHER CREDITS				.00	.00
51	510	N	2303	FD BAL-NONSPND FOR LT LOANS,CONT AND	.00	.00
	GL	CLS	510	FD BAL-NONSPENDABLE	.00	.00
51	540	N	2320	FD BAL-ASSIGNED	5,582,705.10-	5,405,803.11-
	GL	CLS	540	FD BAL-ASSIGNED	5,582,705.10-	5,405,803.11-
51	550	N	****	2325-POST CLS FFS FB UNASSIGNED	.00	.00
	GL	CLS	550	FD BAL-UNASSIGNED	.00	.00
51	620	N	2240	FB-UNRESERVED-UNDESIGNATED-OTHER	.00	.00
	N	9999		FFS SYSTEM CLEARING - GL LEVEL ONLY	.00	.00
	GL	CLS	620	FUND BALANCE - UNRESERVED/UNDESIGNATED	.00	.00
*	GLA	CAT	51	FUND BALANCE (DEFICITS)	5,582,705.10-	5,405,803.11-
**	TOTAL FUND BALANCE/NET POSITION WITH CURRENT CHANGES				5,582,705.10-	5,405,803.11-
**	TOTAL LIABILITIES, OTHER CR, DEF INFLOWS AND FD BAL/NET POSITION				5,582,705.10-	5,405,803.11-

DAFR8581 307 AFR3 03 13 SOS1 RJE R307 2(ORG) ( ) ( ) 3(FND) ( ) 3(GLA) ( ) ( ) USAS  
CYCLE: 11/18/13 21:27 5540 RUN DATE: 11/18/13 TIME: 22:58 28 CFY: 14 CFM: 03 LCY: 13 LCM: 00 FICHE: 307 13 01 01

STATEMENT OF NET POSITION - BALANCE SHEET FORMAT (GWFS)  
SECRETARY OF STATE (307)  
PERCENT OF YEAR ELAPSED: 100% REPORT PERIOD= ADJUSTMENT FY= 13 PROD SYSTEM

\*\*\*\*\*PAGE 10

GAAP FUND GROUP 01 GOVERNMENTAL  
GAAP FUND TYPE 01 GENERAL  
GAAP FUND 0900 DEPARTMENTAL SUSPENSE (0900) - GENERAL

\*\*\*\*\*

GL GL B/C COMP AGY CURRENT PRIORITY  
CT CLS IND GL TITLE GL YEAR YEAR YEAR

\* GAAP FUND 0900 DEPARTMENTAL SUSPENSE (0900) - GENERAL .00 .00



DAFR8581 307 AFR3 03 13 SOS1 RJE R307 2(ORG) ( ) ( ) 3(FND) ( ) 3(GLA) ( ) ( ) USAS  
 CYCLE: 11/18/13 21:27 5540 RUN DATE: 11/18/13 TIME: 22:58 28 CFY: 14 CFM: 03 LCY: 13 LCM: 00 FICHE: 307 13 01 01  
 (AGY)307 (ORG) (PRG) (NAC) (APP) (FND) (COB) (AOB) (GLA)  
 (AGL) (GRT) (PRJ) (SS1) (SS2)

SECRETARY OF STATE (307)

STATEMENT OF NET POSITION - BALANCE SHEET FORMAT (GWFS)

PERCENT OF YEAR ELAPSED: 100%

REPORT PERIOD= ADJUSTMENT FY= 13

PROD SYSTEM

\*\*\*\*\*PAGE 11

GAAP FUND GROUP 01 GOVERNMENTAL  
 GAAP FUND TYPE 01 GENERAL  
 GAAP FUND 5008 GR ACCOUNT-INAUGURAL ENDOWMENT

GL	GL	B/C	COMP	AGY	CURRENT	PRIOR
CT	CLS	IND	GL	GL	YEAR	YEAR
TITLE						
01	004	N	0045		.00	.00
		N	0047		.00	.00
		N	0048		.00	.00
	GL	CLS	004 CA		.00	.00
01	050	N	0201		.00	.00
	GL	CLS	050 CA		.00	.00
01	052	N	0231		.00	.00
	GL	CLS	052 CA		.00	.00
01	065	N	0279		.00	.00
	GL	CLS	065 CA		.00	.00
*	GLA	CAT	01		.00	.00
**	TOTAL ASSETS AND OTHER DEBITS				.00	.00
21	200	N	1009		.00	.00
	GL	CLS	200 CL		.00	.00
21	205	N	1049		.00	.00
		N	1049	32001650	.00	.00
	GL	CLS	205 CL		.00	.00
21	210	N	1053	30704720	.00	.00
	GL	CLS	210 CL		.00	.00
21	211	N	1050		.00	.00
		N	1050	30704720	.00	.00

DAFR8581 307 AFR3 03 13 SOS1 RJE R307 2(ORG) ( ) ( ) 3(FND) ( ) 3(GLA) ( ) ( ) USAS  
CYCLE: 11/18/13 21:27 5540 RUN DATE: 11/18/13 TIME: 22:58 28 CFY: 14 CFM: 03 LCY: 13 LCM: 00 FICHE: 307 13 01 01

STATEMENT OF NET POSITION - BALANCE SHEET FORMAT (GWFS)

PERCENT OF YEAR ELAPSED: 100% REPORT PERIOD= ADJUSTMENT FY= 13 PROD SYSTEM

\*\*\*\*\*PAGE 12

GAAP FUND GROUP 01 GOVERNMENTAL  
GAAP FUND TYPE 01 GENERAL  
GAAP FUND 5008 GR ACCOUNT-INAUGURAL ENDOWMENT

\*\*\*\*\*

GL	GL	B/C	COMP		AGY	CURRENT	PRIOR
CT	CLS	IND	GL	TITLE	GL	YEAR	YEAR
	GL	CLS	211	CL DUE TO OTHER AGENCIES		.00	.00
21	300	N	1149	FUNDS HELD FOR OTHERS		.00	.00
	GL	CLS	300	CL FUNDS HELD FOR OTHERS		.00	.00
*	GLA	CAT	21	CURRENT LIABILITIES		.00	.00
**	TOTAL LIABILITIES AND OTHER CREDITS					.00	.00
51	360	N	2050	FD BAL-RESERVED FOR ENCUMBRANCES		.00	.00
	GL	CLS	360	FD BAL RESERVED FOR ENCUMBRANCES		.00	.00
51	610	N	2150	FD BAL UNRES DESIG FOR OTHER		.00	.00
	GL	CLS	610	FD BAL - UNRES DESIG FOR OTHER		.00	.00
51	620	N	2240	FB-UNRESERVED-UNDESIGNATED-OTHER		.00	.00
	N	9999		FFS SYSTEM CLEARING - GL LEVEL ONLY		.00	.00
	GL	CLS	620	FUND BALANCE - UNRESERVED/UNDESIGNATED		.00	.00
51	800	N	9001	ENCUMBRANCES		.00	.00
	N	9005		BUDGET RESERVATION FOR ENCUMBRANCES		.00	.00
	GL	CLS	800	BUDGETARY		.00	.00
*	GLA	CAT	51	FUND BALANCE (DEFICITS)		.00	.00
**	TOTAL FUND BALANCE/NET POSITION WITH CURRENT CHANGES					.00	.00
**	TOTAL LIABILITIES, OTHER CR, DEF INFLOWS AND FD BAL/NET POSITION					.00	.00
*	GAAP	FUND	5008	GR ACCOUNT-INAUGURAL ENDOWMENT		.00	.00

DAFR8581 307 AFR3 03 13 SOS1 RJE R307 2(ORG) ( ) ( ) 3(FND) ( ) 3(GLA) ( ) ( ) USAS  
 CYCLE: 11/18/13 21:27 5540 RUN DATE: 11/18/13 TIME: 22:58 28 CFY: 14 CFM: 03 LCY: 13 LCM: 00 FICHE: 307 13 01 01  
 (AGY)307 (ORG) (PRG) (NAC) (APP) (FND) (COB) (AOB) (GLA)  
 (AGL) (GRT) (PRJ) (SS1) (SS2)

SECRETARY OF STATE (307)  
 STATEMENT OF NET POSITION = BALANCE SHEET FORMAT (GWFS)  
 REPORT PERIOD= ADJUSTMENT FY= 13

PERCENT OF YEAR ELAPSED: 100% PROD SYSTEM  
 \*\*\*\*\*PAGE 13

GAAP FUND GROUP 01 GOVERNMENTAL  
 GAAP FUND TYPE 01 GENERAL  
 GAAP FUND 5095 GR ACCT-ELECTION IMPROVEMENT

GL	GL	B/C	COMP	TITLE	AGY	CURRENT	PRIOR
CT	CLS	IND	GL		GL	YEAR	YEAR
01	004	N	0045	CASH IN STATE TREASURY		18,076,900.73	30,079,140.68
		N	0047	SHARED CASH		87,327.44-	71,412.56-
	GL	CLS	004	CA CASH IN STATE TREASURY		17,989,573.29	30,007,728.12
01	020	N	9000	LEGISLATIVE APPROPRIATIONS		.00	.00
	GL	CLS	020	CA LEGISLATIVE APPROPRIATIONS		.00	.00
01	039	N	0241	FEDERAL RECEIVABLE-UNBILLED		.00	.00
	GL	CLS	039	CA FEDERAL RECEIVABLES		.00	.00
01	052	N	0231	ACCTS. RECEIVABLE - UNBILLED		.00	49,928.69
	GL	CLS	052	CA ACCOUNTS RECEIVABLES, NET		.00	49,928.69
01	065	N	0279	CA INTERFUND RECEIVABLE-NO POST DOC		.00	29,160.47-
	GL	CLS	065	CA INTERFUND RECEIVABLE		.00	29,160.47-
01	072	N	0284	DUE FROM OTHER AGENCIES	30700010	.00	.00
	GL	CLS	072	CA DUE FROM OTHER AGENCIES		.00	.00
*	GLA	CAT	01	CURRENT ASSETS		17,989,573.29	30,028,496.34
**	TOTAL ASSETS AND OTHER DEBITS					17,989,573.29	30,028,496.34
21	200	N	1009	VOUCHERS PAYABLE		79,840.81-	1,821,669.61-
		N	1010	ACCOUNTS PAYABLE		190,000.00-	13,187.14-
	GL	CLS	200	CL ACCOUNTS PAYABLE		269,840.81-	1,834,856.75-
21	203	N	1015	PAYROLL PAYABLE		37,054.74-	58,677.80-
	GL	CLS	203	CL PAYROLL PAYABLE		37,054.74-	58,677.80-

DAFR8581 307 AFR3 03 13 SOS1 RJE R307 2(ORG) ( ) ( ) 3(FND) ( ) 3(GLA) ( ) ( ) USAS  
CYCLE: 11/18/13 21:27 5540 RUN DATE: 11/18/13 TIME: 22:58 28 CFY: 14 CFM: 03 LCY: 13 LCM: 00 FICHE: 307 13 01 01

SECRETARY OF STATE (307)

STATEMENT OF NET POSITION - BALANCE SHEET FORMAT (GWFS)

PERCENT OF YEAR ELAPSED: 100%

REPORT PERIOD= ADJUSTMENT FY= 13

PROD SYSTEM

\*\*\*\*\*PAGE 14

GAAP FUND GROUP 01 GOVERNMENTAL  
GAAP FUND TYPE 01 GENERAL  
GAAP FUND 5095 GR ACCT-ELECTION IMPROVEMENT

GL CT	GL CLS	B/C IND	COMP GL	TITLE	AGY GL	CURRENT YEAR	PRIOR YEAR
21	205	N	1049	CL INTERFUND PAYABLE		.00	.00
	GL CLS		205	CL INTERFUND PAYABLE		.00	.00
21	211	N	1050	DUE TO OTHER AGENCIES		.00	.00
	GL CLS		211	DUE TO OTHER AGENCIES	32001650	.00	.00
21	220	N	1046	DEFERRED/UNEARNED REVENUES		6,924,398.64-	13,182,916.94-
	GL CLS		220	CL DEFERRED/UNEARNED REVENUES		6,924,398.64-	13,182,916.94-
*	GLA CAT		21	CURRENT LIABILITIES		7,231,294.19-	15,076,451.49-
**	TOTAL LIABILITIES AND OTHER CREDITS					7,231,294.19-	15,076,451.49-
51	360	N	2050	FD BAL-RESERVED FOR ENCUMBRANCES		.00	.00
	GL CLS		360	FD BAL RESERVED FOR ENCUMBRANCES		.00	.00
51	520	N	2310	FD BAL-RESTRICTED		10,758,279.10-	14,952,044.85-
	GL CLS		520	FD BAL-RESTRICTED		10,758,279.10-	14,952,044.85-
51	550	N	****	2325-POST CLS FFS FB UNASSIGNED		.00	.00
	GL CLS		550	FD BAL-UNASSIGNED		.00	.00
51	620	N	2240	FB-UNRESERVED-UNDESIGNATED-OTHER		.00	.00
	GL CLS		9999	FFS SYSTEM CLEARING - GL LEVEL ONLY		.00	.00
51	800	N	9001	ENCUMBRANCES		288,527.11	528,376.26
	GL CLS		9005	BUDGET RESERVATION FOR ENCUMBRANCES		288,527.11-	528,376.26-
	GL CLS		800	BUDGETARY		.00	.00
51	950	N	9202	PAYROLL SYSTEM CLEARING		.00	.00

DAFR8581 307 AFR3 03 13 SOS1 RJE R307 2(ORG) ( ) ( ) 3(FND) ( ) 3(GLA) ( ) ( ) USAS  
CYCLE: 11/18/13 21:27 5540 RUN DATE: 11/18/13 TIME: 22:58 28 CFY: 14 CFM: 03 LCY: 13 LCM: 00 FICHE: 307 13 01 01

STATEMENT OF NET POSITION - BALANCE SHEET FORMAT (GWFS)

PERCENT OF YEAR ELAPSED: 100% REPORT PERIOD= ADJUSTMENT FY= 13 PROD SYSTEM  
\*\*\*\*\*PAGE 15

GL	GL	B/C	COMP	AGY	CURRENT	PRIOR
CT	CLS	IND	GL	GL	YEAR	YEAR
	GL	CLS	950	SYSTEM ACCOUNTS	.00	.00
*	GLA	CAT	51	FUND BALANCE (DEFICITS)	10,758,279.10-	14,952,044.85-
**	TOTAL FUND BALANCE/NET POSITION WITH CURRENT CHANGES				10,758,279.10-	14,952,044.85-
**	TOTAL LIABILITIES, OTHER CR, DEF INFLOWS AND FD BAL/NET POSITION				17,989,573.29-	30,028,496.34-
*	GAAP	FUND	5095	GR ACCT-ELECTION IMPROVEMENT	.00	.00
*	GAAP	FUND	01	GENERAL	.00	.00

DAFR8581 307 AFR3 03 13      SOS1 RJE R307      2(ORG) ( ) ( ) 3(FND) ( ) 3(GLA) ( ) ( )      USAS  
 CYCLE: 11/18/13 21:27 5540    RUN DATE: 11/18/13 TIME: 22:58 28    CFY: 14    CFM: 03 LCY: 13    LCM: 00 FICHE: 307 13      01      11  
 (AGY) 307      (ORG)      (PRG)      (NAC)      (APP)      (FND)      (COB)      (AOB)      (GLA)  
 (AGL)      (GRT)      (PRJ)      (SS1)      (SS2)

SECRETARY OF STATE (307)

STATEMENT OF NET POSITION - BALANCE SHEET FORMAT (GWFS)

PERCENT OF YEAR ELAPSED: 100%      REPORT PERIOD= ADJUSTMENT FY= 13      PROD SYSTEM  
 \*\*\*\*\*PAGE 16

GAAP FUND GROUP      01      GOVERNMENTAL  
 GAAP FUND TYPE      11      CAPITAL ASSET BASIS CONVERSION ADJUSTMTS  
 GAAP FUND      9998      GEN FIXED ASSETS ACCT GROUP

GL	GL	B/C	COMP	AGY	CURRENT	PRIOR
CT	CLS	IND	GL	GL	YEAR	YEAR
				TITLE		
01	111	N	0385		.00	.00
	GL	CLS	111	OTHER CURRENT ASSETS	.00	.00
*	GLA	CAT	01	CURRENT ASSETS	.00	.00
06	150	N	0355	VEHICLES, BOATS AND AIRCRAFT	.00	.00
	Y		0655	BC VEHICLES, BOATS AND AIRCRAFT	11,123.95	11,123.95
	Y		0656	BC ACCUM DEPR-VEHICLES, BOATS & AIRC	11,123.95-	11,123.95-
	GL	CLS	150	VEHICLES, BOATS AND AIRCRAFT, NET	.00	.00
06	151	N	0345	FURNITURE/EQUIPMENT	.00	.00
	Y		0645	BC FURNITURE/EQUIPMENT	3,338,472.99	3,945,170.37
	Y		0650	BC ACCUM DEPR-FURN & EQUIP	2,630,765.67-	2,936,094.95-
	GL	CLS	151	FURNITURE AND EQUIPMENT, NET	707,707.32	1,009,075.42
06	155	Y	0680	BC CONSTRUCTION IN PROGRESS	.00	.00
	GL	CLS	155	CONSTRUCTION IN PROGRESS	.00	.00
06	158	N	0383	OTHER CAPITAL ASSETS-DEPRECIABLE	.00	.00
	Y		0683	BC OTHER CAPITAL ASSETS-DEPRECIABLE	126,874.65	126,874.65
	Y		0684	BC ACCUM DEPR-OTHER CAPITAL ASSETS	126,874.65-	126,874.65-
	GL	CLS	158	OTHER CAPITAL ASSETS, NET	.00	.00
06	165	Y	0693	BC COMPUTER SOFTWARE - INTANGIBLE	15,122,977.13	15,920,733.08
	Y		0696	BC-ACCUM AMORT/COMPUTER SOFTWARE-INT	14,188,785.52-	12,245,811.71-
	GL	CLS	165	COMPUTER SOFTWARE-INTANGIBLE, NET	934,191.61	3,674,921.37
*	GLA	CAT	06	NON-CURRENT ASSETS	1,641,898.93	4,683,996.79
11	190	N	0410	AMTS TO BE PROVI FY-OTHER OBLIGATION	.00	.00
	GL	CLS	190	RETIREMNT OF OTHR GENERAL LONG-TERM DEBT	.00	.00

DAFR8581 307 AFR3 03 13 SOS1 RJE R307 2(ORG) ( ) ( ) 3(FND) ( ) 3(GLA) ( ) ( ) USAS  
CYCLE: 11/18/13 21:27 5540 RUN DATE: 11/18/13 TIME: 22:58 28 CFY: 14 CFM: 03 LCY: 13 LCM: 00 FICHE: 307 13 01 11

STATEMENT OF NET POSITION - BALANCE SHEET FORMAT(GWFS)  
SECRETARY OF STATE (307)

PERCENT OF YEAR ELAPSED: 100% REPORT PERIOD= ADJUSTMENT FY= 13 PROD SYSTEM  
\*\*\*\*\*PAGE 17

GAAP FUND GROUP 01 GOVERNMENTAL  
GAAP FUND TYPE 11 CAPITAL ASSET BASIS CONVERSION ADJUSTMTS  
GAAP FUND 9998 GEN FIXED ASSETS ACCT GROUP

\*\*\*\*\*

GL GL B/C COMP AGY CURRENT PRIOR  
CT CLS IND GL TITLE GL YEAR YEAR

GL	CLS	IND	GL	TITLE	AGY	CURRENT	PRIOR
CT	CLS	IND	GL	TITLE	GL	YEAR	YEAR
*	GLA	CAT	11	OTHER DEBITS		.00	.00
**	TOTAL	ASSETS	AND	OTHER DEBITS		1,641,898.93	4,683,996.79
21	230	N	1025	CL EMPLOYEE'S COMPENSABLE LEAVE		.00	.00
GL	CLS		230	CL EMPLOYEE'S COMPENSABLE LEAVE		.00	.00
*	GLA	CAT	21	CURRENT LIABILITIES		.00	.00
**	TOTAL	LIABILITIES	AND	OTHER CREDITS		.00	.00
45	410	Y	****	3505-POST CLS BC CAP ASSETS/DEBT		1,641,898.93-	4,683,996.79-
GL	CLS		410	INVESTED IN CAP ASSETS,NET RELATED DEBT		1,641,898.93-	4,683,996.79-
45	430	Y	9992	BC SYSTEM CLEARING		.00	.00
GL	CLS		430	UNRESTRICTED NET POSITION		.00	.00
*	GLA	CAT	45	NET POSITION		1,641,898.93-	4,683,996.79-
51	620	N	9999	FFS SYSTEM CLEARING - GL LEVEL ONLY		.00	.00
GL	CLS		620	FUND BALANCE - UNRESERVED/UNDESIGNATED		.00	.00
51	630	N	2030	INVESTMENT IN GENERAL FIXED ASSETS		.00	.00
GL	CLS		630	OBSOLETE FB ACCTS UNDER GASB 34		.00	.00
*	GLA	CAT	51	FUND BALANCE (DEFICITS)		.00	.00
**	TOTAL	FUND	BALANCE/NET	POSITION WITH CURRENT CHANGES		1,641,898.93-	4,683,996.79-
**	TOTAL	LIABILITIES,	OTHER CR,	DEF INFLOWS AND FD BAL/NET POSITION		1,641,898.93-	4,683,996.79-
*	GAAP	FUND	9998	GEN FIXED ASSETS ACCT GROUP		.00	.00
*	GAAP	FUND	TYPE	11 CAPITAL ASSET BASIS CONVERSION ADJUSTMTS		.00	.00

DAFR8581 307 AFR3 03 13      SOS1 RJE R307    2(ORG) ( ) ( ) 3(FND) ( ) 3(GLA) ( ) ( )      USAS  
 CYCLE: 11/18/13 21:27 5540    RUN DATE: 11/18/13 TIME: 22:58 28    CFY: 14    CFM: 03 LCY: 13    LCM: 00 FICHE: 307 13      01    12  
 (AGY)307      (ORG)      (PRG)      (NAC)      (APP)      (FND)      (COB)      (AOB)      (GLA)  
 (AGL)      (GRT)      (PRJ)      (SS1)      (SS2)

SECRETARY OF STATE (307)  
 STATEMENT OF NET POSITION - BALANCE SHEET FORMAT(GWFS)

PERCENT OF YEAR ELAPSED: 100%      REPORT PERIOD= ADJUSTMENT FY= 13      PROD SYSTEM  
 \*\*\*\*\*PAGE 18

GAAP FUND GROUP      01      GOVERNMENTAL  
 GAAP FUND TYPE      12      LONG-TERM LIAB BASIS CONVERSION ADJUSTMT  
 GAAP FUND      9997      LONG-TERM LIABILITIES BASIS CONVERSION

GL	GL	B/C	COMP	AGY	CURRENT	PRIOR
CT	CLS	IND	GL	GL	YEAR	YEAR
11	190	N	0410	AMTS TO BE PROVI FY-OTHER OBLIGATION	.00	.00
	GL	CLS	190	RETIREMNT OF OTHR GENERAL LONG-TERM DEBT	.00	.00
*	GLA	CAT	11	OTHER DEBITS	.00	.00
**	TOTAL ASSETS AND OTHER DEBITS				.00	.00
21	202	N	1045	OTHER INTERGOVERNMENT PAYABLE	.00	.00
	GL	CLS	202	CL OTHER INTERGOVERNMENTAL PAYABLES	.00	.00
21	230	N	1025	CL EMPLOYEE'S COMPENSABLE LEAVE	.00	.00
	Y		1525	BC CL EMPLOYEE'S COMPENSABLE LEAVE	598,047.51-	650,158.67-
	GL	CLS	230	CL EMPLOYEE'S COMPENSABLE LEAVE	598,047.51-	650,158.67-
*	GLA	CAT	21	CURRENT LIABILITIES	598,047.51-	650,158.67-
26	301	Y	1700	BC NC EMPLOYEE'S COMPENSABLE LEAVE	439,563.12-	415,743.64-
	GL	CLS	301	NC EMPLOYEE'S COMPENSABLE LEAVE	439,563.12-	415,743.64-
*	GLA	CAT	26	NON-CURRENT LIABILITIES	439,563.12-	415,743.64-
**	TOTAL LIABILITIES AND OTHER CREDITS				1,037,610.63-	1,065,902.31-
45	430	Y	****	3950-POST CLS BC UNREST NET ASSETS	1,037,610.63	1,065,902.31
	Y		9992	BC SYSTEM CLEARING	.00	.00
	GL	CLS	430	UNRESTRICTED NET POSITION	1,037,610.63	1,065,902.31
*	GLA	CAT	45	NET POSITION	1,037,610.63	1,065,902.31
51	620	N	2240	FB-UNRESERVED-UNDESIGNATED-OTHER	.00	.00
	N		9999	FFS SYSTEM CLEARING - GL LEVEL ONLY	.00	.00
	GL	CLS	620	FUND BALANCE - UNRESERVED/UNDESIGNATED	.00	.00



DAFR8581 307 AFR3 03 13 SOS1 RJE R307 2(ORG) ( ) ( ) 3(FND) ( ) 3(GLA) ( ) ( ) USAS  
CYCLE: 11/18/13 21:27 5540 RUN DATE: 11/18/13 TIME: 22:58 28 CFY: 14 CFM: 03 LCY: 13 LCM: 00 FICHE: 307 13 01 12

SECRETARY OF STATE (307)  
STATEMENT OF NET POSITION - BALANCE SHEET FORMAT (GWFS)

PERCENT OF YEAR ELAPSED: 100% REPORT PERIOD= ADJUSTMENT FY= 13 PROD SYSTEM  
\*\*\*\*\*PAGE 19

GAAP FUND GROUP 01 GOVERNMENTAL  
GAAP FUND TYPE 12 LONG-TERM LIAB BASIS CONVERSION ADJUSTMT  
GAAP FUND 9997 LONG-TERM LIABILITIES BASIS CONVERSION

\*\*\*\*\*

GL GL B/C COMP AGY CURRENT PRIOR  
CT CLS IND GL TITLE GL YEAR YEAR

GL	GL	B/C	COMP	AGY	CURRENT	PRIOR
CT	CLS	IND	GL	GL	YEAR	YEAR
*	GLA	CAT	51	FUND BALANCE (DEFICITS)	.00	.00
**	TOTAL	FUND	BALANCE/NET	POSITION WITH CURRENT CHANGES	1,037,610.63	1,065,902.31
**	TOTAL	LIABILITIES,	OTHER CR,	DEF INFLOWS AND FD BAL/NET	POSITION	.00
*	GAAP	FUND	9997	LONG-TERM LIABILITIES BASIS CONVERSION	.00	.00
*	GAAP	FUND	TYPE	12	LONG-TERM LIAB BASIS CONVERSION ADJUSTMT	.00
*	GAAP	FUND	GROUP	01	GOVERNMENTAL	.00
*	AGENCY			307	.00	.00



DAFR8585 307 AFR3 02 13      SOS1 RJE R307    2(ORG) ( ) ( ) 3(FND) ( ) 3(GLA) ( ) ( )      USAS  
 CYCLE: 11/18/13 21:27 5540    RUN DATE: 11/18/13 TIME: 22:58 28    CFY: 14    CFM: 03 LCY: 13    LCM: 00 FICHE: 307 13      03      09  
 (AGY)307      (ORG)      (PRG)      (NAC)      (APP)      (FND)      (COB)      (AOB)      (GLA)  
 (AGL)      (GRT)      (PRJ)      (SS1)      (SS2)

SECRETARY OF STATE (307)  
 STATEMENT OF NET POSITION - NET POSITION FORMAT  
 REPORT PERIOD= ADJUSTMENT FY= 13

PERCENT OF YEAR ELAPSED: 100%      PROD SYSTEM  
 \*\*\*\*\*PAGE 1

GAAP FUND GROUP      03      FIDUCIARY  
 GAAP FUND TYPE      09      AGENCY FUNDS  
 GAAP FUND      0807      CHILD SUPPORT EMPLOY DEDUCT- OFFSET ACCT

GL	GL	COMP	AGY	CURRENT	PRIOR
CAT	CLS	GL	GL	YEAR	YEAR
01	004	0045		5,547.85	3,831.24
	GL	CLS		5,547.85	3,831.24
	GLA	CAT		5,547.85	3,831.24
**	TOTAL ASSETS AND OTHER DEBITS			5,547.85	3,831.24
21	200	1009		.00	.00
	GL	CLS		.00	.00
21	300	1149		5,547.85-	3,831.24-
	GL	CLS		5,547.85-	3,831.24-
* GLA	CAT	21		5,547.85-	3,831.24-
**	TOTAL LIABILITIES AND OTHER CREDITS			5,547.85-	3,831.24-
45	372	****		.00	.00
	GL	CLS		.00	.00
* GLA	CAT	45		.00	.00
51	620	9999		.00	.00
	GL	CLS		.00	.00
* GLA	CAT	51		.00	.00
**	NET POSITION WITH CURRENT CHANGES			.00	.00
**	TOTAL LIABILITIES, OTHER CR, DEF INFLOWS AND FD BAL/NET POSITION			5,547.85-	3,831.24-
* GAAP	FUND	0807		.00	.00

DAFR8585 307 AFR3 02 13      SOS1 RJE R307      2(ORG) ( ) ( ) 3(FND) ( ) 3(GLA) ( ) ( )      USAS  
 CYCLE: 11/18/13 21:27 5540    RUN DATE: 11/18/13 TIME: 22:58 28    CFY: 14    CFM: 03 LCY: 13    LCM: 00 FICHE: 307 13      03      09  
 (AGY)307      (ORG)      (PRG)      (NAC)      (APP)      (FND)      (COB)      (AOB)      (GLA)  
 (AGL)      (GRT)      (PRJ)      (SS1)      (SS2)

SECRETARY OF STATE (307)

STATEMENT OF NET POSITION - NET POSITION FORMAT

PERCENT OF YEAR ELAPSED: 100%

REPORT PERIOD= ADJUSTMENT FY= 13

PROD SYSTEM

\*\*\*\*\*PAGE 2

GAAP FUND GROUP      03      FIDUCIARY  
 GAAP FUND TYPE      09      AGENCY FUNDS  
 GAAP FUND      0850      HEALTH SPA BOND FUND (0850) - AGENCY

GL	GL	COMP	AGY	CURRENT	PRIOR
CAT	CLS	GL	GL	YEAR	YEAR
01	003	0035		.00	.00
	GL	CLS		.00	.00
01	004	0045		152,578.68	172,578.68
	GL	CLS		.00	.00
		0047		152,578.68	172,578.68
01	008	0055		.00	.00
	GL	CLS		.00	.00
01	065	0279		.00	.00
	GL	CLS		.00	.00
01	111	0385		560,000.00	570,000.00
	GL	CLS		.00	.00
		0390		560,000.00	570,000.00
	GLA	CAT		712,578.68	742,578.68
**	TOTAL	ASSETS AND OTHER DEBITS		712,578.68	742,578.68
21	200	1009		.00	.00
	GL	CLS		.00	.00
21	205	1049		.00	.00
	GL	CLS		.00	.00
21	300	1140		.00	.00
		1149		712,578.68-	742,578.68-

DAFR8585 307 AFR3 02 13 SOS1 RJE R307 2(ORG) ( ) ( ) 3(FND) ( ) 3(GLA) ( ) ( ) USAS  
CYCLE: 11/18/13 21:27 5540 RUN DATE: 11/18/13 TIME: 22:58 28 CFY: 14 CFM: 03 LCY: 13 LCM: 00 FICHE: 307 13 03 09

SECRETARY OF STATE (307)  
STATEMENT OF NET POSITION - NET POSITION FORMAT  
REPORT PERIOD= ADJUSTMENT FY= 13

PERCENT OF YEAR ELAPSED: 100% PRODUCTION SYSTEM  
\*\*\*\*\*PAGE 3

GAAP FUND GROUP 03 FIDUCIARY  
GAAP FUND TYPE 09 AGENCY FUNDS  
GAAP FUND 0850 HEALTH SPA BOND FUND (0850) - AGENCY

GL CAT	GL CLS	COMP GL	TITLE	AGY GL	CURRENT YEAR	PRIOR YEAR
	GL CLS	300	CL FUNDS HELD FOR OTHERS		712,578.68-	742,578.68-
*	GLA CAT	21	CURRENT LIABILITIES		712,578.68-	742,578.68-
**	TOTAL LIABILITIES AND OTHER CREDITS				712,578.68-	742,578.68-
45	372	****	2400-POST CLS FIDUC NET ASSETS		.00	.00
	GL CLS	372	NET POSITION HELD IN TRUST-FIDUCIARY FDS		.00	.00
*	GLA CAT	45	NET POSITION		.00	.00
51	620	2240	FB-UNRESERVED-UNDESIGNATED-OTHER		.00	.00
	GL CLS	620	FFS SYSTEM CLEARING - GL LEVEL ONLY		.00	.00
*	GLA CAT	51	FUND BALANCE - UNRESERVED/UNDESIGNATED		.00	.00
**	NET POSITION WITH CURRENT CHANGES				.00	.00
**	TOTAL LIABILITIES, OTHER CR, DEF INFLOWS AND FD BAL/NET POSITION				712,578.68-	742,578.68-
*	GAAP FUND	0850	HEALTH SPA BOND FUND (0850) - AGENCY		.00	.00

DAFR8585 307 AFR3 02 13      SOS1 RJE R307    2(ORG) ( ) ( ) 3(FND) ( ) 3(GLA) ( ) ( )      USAS  
 CYCLE: 11/18/13 21:27 5540    RUN DATE: 11/18/13 TIME: 22:58 28    CFY: 14    CFM: 03 LCY: 13    LCM: 00 FICHE: 307 13      03      09  
 (AGY)307      (ORG)      (PRG)      (NAC)      (APP)      (FND)      (COB)      (AOB)      (GLA)  
 (AGL)      (GRT)      (PRJ)      (SS1)      (SS2)

SECRETARY OF STATE (307)  
 STATEMENT OF NET POSITION - NET POSITION FORMAT

PERCENT OF YEAR ELAPSED: 100%      REPORT PERIOD= ADJUSTMENT FY= 13      PROD SYSTEM  
 \*\*\*\*\*PAGE 4

GAAP FUND GROUP      03      FIDUCIARY  
 GAAP FUND TYPE      09      AGENCY FUNDS  
 GAAP FUND      0882      CITY, CTY, MTA & SPD AGENCY

GL CAT	GL CLS	COMP GL	TITLE	AGY GL	CURRENT YEAR	PRIOR YEAR
01	004	0045	CASH IN STATE TREASURY		.00	.00
		0047	SHARED CASH		.00	.00
	GL CLS	004	CA CASH IN STATE TREASURY		.00	.00
*	GLA CAT	01	CURRENT ASSETS		.00	.00
**	TOTAL ASSETS AND OTHER DEBITS				.00	.00
21	300	1149	FUNDS HELD FOR OTHERS		.00	.00
	GL CLS	300	CL FUNDS HELD FOR OTHERS		.00	.00
*	GLA CAT	21	CURRENT LIABILITIES		.00	.00
**	TOTAL LIABILITIES AND OTHER CREDITS				.00	.00
45	372	****	2400-POST CLS FIDUC NET ASSETS		.00	.00
	GL CLS	372	NET POSITION HELD IN TRUST-FIDUCIARY FDS		.00	.00
*	GLA CAT	45	NET POSITION		.00	.00
51	620	2240	FB-UNRESERVED-UNDESIGNATED-OTHER		.00	.00
		9999	FFS SYSTEM CLEARING - GL LEVEL ONLY		.00	.00
	GL CLS	620	FUND BALANCE - UNRESERVED/UNDESIGNATED		.00	.00
*	GLA CAT	51	FUND BALANCE (DEFICITS)		.00	.00
**	NET POSITION WITH CURRENT CHANGES				.00	.00
**	TOTAL LIABILITIES, OTHER CR, DEF INFLOWS AND FD BAL/NET POSITION				.00	.00
*	GAAP FUND	0882	CITY, CTY, MTA & SPD AGENCY		.00	.00

DAFR8585 307 AFR3 02 13      SOS1 RJE R307    2(ORG) ( ) ( ) 3(FND) ( ) 3(GLA) ( ) ( )      USAS  
 CYCLE: 11/18/13 21:27 5540    RUN DATE: 11/18/13 TIME: 22:58 28    CFY: 14    CFM: 03 LCY: 13    LCM: 00 FICHE: 307 13      03    09  
 (AGY)307      (ORG)      (PRG)      (NAC)      (APP)      (FND)      (COB)      (AOB)      (GLA)  
 (AGL)      (GRT)      (PRJ)      (SS1)      (SS2)

SECRETARY OF STATE (307)  
 STATEMENT OF NET POSITION - NET POSITION FORMAT  
 REPORT PERIOD= ADJUSTMENT FY= 13

PERCENT OF YEAR ELAPSED: 100%      PROD SYSTEM  
 \*\*\*\*\*PAGE 5

GAAP FUND GROUP      03      FIDUCIARY  
 GAAP FUND TYPE      09      AGENCY FUNDS  
 GAAP FUND      0887      TELEPHONE SOLICITORS BOND FD(0887)-AGNCY

GL CAT	GL CLS	COMP GL	TITLE	AGY GL	CURRENT YEAR	PRIOR YEAR
01	004	0045	CASH IN STATE TREASURY		.00	.00
	GL CLS	004	CA CASH IN STATE TREASURY		.00	.00
01	008	0055	CA ST INV INTERNATIONAL EQUITY		.00	.00
	GL CLS	008	CA SHORT TERM INVESTMENTS		.00	.00
01	111	0385	OTHER ASSETS		30,000.00	30,000.00
	GL CLS	0390	SECURITIES HELD IN TRUST		.00	.00
	GL CLS	111	OTHER CURRENT ASSETS		30,000.00	30,000.00
*	GLA CAT	01	CURRENT ASSETS		30,000.00	30,000.00
**	TOTAL ASSETS AND OTHER DEBITS				30,000.00	30,000.00
21	300	1149	FUNDS HELD FOR OTHERS		30,000.00-	30,000.00-
	GL CLS	300	CL FUNDS HELD FOR OTHERS		30,000.00-	30,000.00-
*	GLA CAT	21	CURRENT LIABILITIES		30,000.00-	30,000.00-
**	TOTAL LIABILITIES AND OTHER CREDITS				30,000.00-	30,000.00-
51	620	2240	FB-UNRESERVED-UNDESIGNATED-OTHER		.00	.00
	GL CLS	9999	FFS SYSTEM CLEARING - GL LEVEL ONLY		.00	.00
	GL CLS	620	FUND BALANCE - UNRESERVED/UNDESIGNATED		.00	.00
*	GLA CAT	51	FUND BALANCE (DEFICITS)		.00	.00
**	NET POSITION WITH CURRENT CHANGES				.00	.00
**	TOTAL LIABILITIES, OTHER CR, DEF INFLOWS AND FD BAL/NET POSITION				30,000.00-	30,000.00-
*	GAAP FUND	0887	TELEPHONE SOLICITORS BOND FD(0887)-AGNCY		.00	.00

DAFR8585 307 AFR3 02 13      SOS1 RJE R307      2(ORG) ( ) ( ) 3(FND) ( ) 3(GLA) ( ) ( )      USAS  
 CYCLE: 11/18/13 21:27 5540    RUN DATE: 11/18/13 TIME: 22:58 28    CFY: 14    CFM: 03 LCY: 13    LCM: 00 FICHE: 307 13      03      09  
 (AGY)307      (ORG)      (PRG)      (NAC)      (APP)      (FND)      (COB)      (AOB)      (GLA)  
 (AGL)      (GRT)      (PRJ)      (SS1)      (SS2)

SECRETARY OF STATE (307)  
 STATEMENT OF NET POSITION - NET POSITION FORMAT

PERCENT OF YEAR ELAPSED: 100%      REPORT PERIOD= ADJUSTMENT FY= 13      PROD SYSTEM  
 \*\*\*\*\*PAGE 6

GAAP FUND GROUP      03      FIDUCIARY  
 GAAP FUND TYPE      09      AGENCY FUNDS  
 GAAP FUND      0900      DEPARTMENTAL SUSPENSE (0900) - AGENCY

GL	GL	COMP	AGY	CURRENT	PRIOR
CAT	CLS	GL	GL	YEAR	YEAR
01	004	0045		5,584,014.15	5,405,803.11
		0047		5,582,705.10-	5,405,803.11-
	GL	004		1,309.05	.00
01	065	0279		.00	.00
	GL	065		.00	.00
01	070	0283	30700010	.00	.00
	GL	070		.00	.00
*	GLA	01		1,309.05	.00
**	TOTAL ASSETS AND OTHER DEBITS			1,309.05	.00
21	200	1009		4,224.06	3,748.19
	GL	200		4,224.06	3,748.19
21	205	1049		.00	.00
	GL	205		.00	.00
21	300	1140		.00	.00
		1149		5,533.11-	3,748.19-
	GL	300		5,533.11-	3,748.19-
*	GLA	21		1,309.05-	.00
**	TOTAL LIABILITIES AND OTHER CREDITS			1,309.05-	.00
45	372	****	2400-POST CLS FIDUC NET ASSETS	.00	.00
	GL	372	NET POSITION HELD IN TRUST-FIDUCIARY FDS	.00	.00



DAFR8585 307 AFR3 02 13      SOS1 RJE R307      2(ORG) ( ) ( ) 3(FND) ( ) 3(GLA) ( ) ( )      USAS  
 CYCLE: 11/18/13 21:27 5540      RUN DATE: 11/18/13      TIME: 22:58 28      CFY: 14      CFM: 03      LCY: 13      LCM: 00      FICHE: 307 13      03      09

SECRETARY OF STATE (307)  
 STATEMENT OF NET POSITION - NET POSITION FORMAT

PERCENT OF YEAR ELAPSED: 100%      REPORT PERIOD= ADJUSTMENT FY= 13      PROD SYSTEM  
 \*\*\*\*\*PAGE 7

GAAP FUND GROUP      03      FIDUCIARY  
 GAAP FUND TYPE      09      AGENCY FUNDS  
 GAAP FUND      0900      DEPARTMENTAL SUSPENSE (0900) - AGENCY

\*\*\*\*\*

GL	GL	COMP	AGY	CURRENT	PRIOR	
CAT	CLS	GL	GL	YEAR	YEAR	
*	GLA	CAT	45	NET POSITION	.00	.00
51	620	2240	FB-UNRESERVED-UNDESIGNATED-OTHER	.00	.00	
		9999	FFS SYSTEM CLEARING - GL LEVEL ONLY	.00	.00	
	GL	CLS	620	FUND BALANCE - UNRESERVED/UNDESIGNATED	.00	.00
*	GLA	CAT	51	FUND BALANCE (DEFICITS)	.00	.00
**	NET POSITION WITH CURRENT CHANGES				.00	.00
**	TOTAL LIABILITIES, OTHER CR, DEF INFLOWS AND FD BAL/NET POSITION				1,309.05-	.00
*	GAAP	FUND	0900	DEPARTMENTAL SUSPENSE (0900) - AGENCY	.00	.00

DAFR8585 307 AFR3 02 13      SOS1 RJE R307      2(ORG) ( ) ( ) 3(FND) ( ) 3(GLA) ( ) ( )      USAS  
 CYCLE: 11/18/13 21:27 5540    RUN DATE: 11/18/13 TIME: 22:58 28    CFY: 14    CFM: 03 LCY: 13    LCM: 00 FICHE: 307 13      03      09  
 (AGY) 307      (ORG)      (PRG)      (NAC)      (APP)      (FND)      (COB)      (AOB)      (GLA)  
 (AGL)      (GRT)      (PRJ)      (SS1)      (SS2)

SECRETARY OF STATE (307)  
 STATEMENT OF NET POSITION - NET POSITION FORMAT  
 REPORT PERIOD= ADJUSTMENT FY= 13

PERCENT OF YEAR ELAPSED: 100%      PROD SYSTEM  
 \*\*\*\*\*PAGE 8

GAAP FUND GROUP      03      FIDUCIARY  
 GAAP FUND TYPE      09      AGENCY FUNDS  
 GAAP FUND      0901      SAVINGS BOND ACCOUNT (0901) - AGENCY

GL	GL	COMP		AGY	CURRENT	PRIOR
CAT	CLS	GL	TITLE	GL	YEAR	YEAR
01	004	0045	CASH IN STATE TREASURY		.00	.00
		0047	SHARED CASH		.00	.00
	GL CLS	004	CA CASH IN STATE TREASURY		.00	.00
*	GLA CAT	01	CURRENT ASSETS		.00	.00
**	TOTAL ASSETS AND OTHER DEBITS				.00	.00
21	200	1009	VOUCHERS PAYABLE		.00	.00
	GL CLS	200	CL ACCOUNTS PAYABLE		.00	.00
21	205	1049	CL INTERFUND PAYABLE		.00	.00
	GL CLS	205	CL INTERFUND PAYABLE		.00	.00
21	300	1140	FUNDS HELD FOR OTHERS		.00	.00
		1149	FUNDS HELD FOR OTHERS		.00	.00
	GL CLS	300	CL FUNDS HELD FOR OTHERS		.00	.00
*	GLA CAT	21	CURRENT LIABILITIES		.00	.00
**	TOTAL LIABILITIES AND OTHER CREDITS				.00	.00
45	372	****	2400-POST CLS FIDUC NET ASSETS		.00	.00
	GL CLS	372	NET POSITION HELD IN TRUST-FIDUCIARY FDS		.00	.00
*	GLA CAT	45	NET POSITION		.00	.00
51	620	2240	FB-UNRESERVED-UNDESIGNATED-OTHER		.00	.00
		9999	FFS SYSTEM CLEARING - GL LEVEL ONLY		.00	.00
	GL CLS	620	FUND BALANCE - UNRESERVED/UNDESIGNATED		.00	.00
*	GLA CAT	51	FUND BALANCE (DEFICITS)		.00	.00

DAFR8585 307 AFR3 02 13 SOS1 RJE R307 2(ORG) ( ) ( ) 3(FND) ( ) 3(GLA) ( ) ( ) USAS  
CYCLE: 11/18/13 21:27 5540 RUN DATE: 11/18/13 TIME: 22:58 28 CFY: 14 CFM: 03 LCY: 13 LCM: 00 FICHE: 307 13 03 09

SECRETARY OF STATE (307)  
STATEMENT OF NET POSITION - NET POSITION FORMAT

PERCENT OF YEAR ELAPSED: 100% REPORT PERIOD= ADJUSTMENT FY= 13 PROD SYSTEM  
\*\*\*\*\*PAGE 9

GAAP FUND GROUP 03 FIDUCIARY  
GAAP FUND TYPE 09 AGENCY FUNDS  
GAAP FUND 0901 SAVINGS BOND ACCOUNT (0901) - AGENCY

\*\*\*\*\*  
GL GL COMP AGY CURRENT PRIOR  
CAT CLS GL TITLE GL YEAR YEAR  
\*\*\*\*\*

\*\* NET POSITION WITH CURRENT CHANGES .00 .00  
\*\* TOTAL LIABILITIES, OTHER CR, DEF INFLOWS AND FD BAL/NET POSITION .00 .00  
\* GAAP FUND 0901 SAVINGS BOND ACCOUNT (0901) - AGENCY .00 .00

DAFR8585 307 AFR3 02 13      SOS1 RJE R307      2(ORG) ( ) ( ) 3(FND) ( ) 3(GLA) ( ) ( )      USAS  
 CYCLE: 11/18/13 21:27 5540    RUN DATE: 11/18/13 TIME: 22:58 28    CFY: 14    CFM: 03 LCY: 13    LCM: 00 FICHE: 307 13      03      09  
 (AGY) 307      (ORG)      (PRG)      (NAC)      (APP)      (FND)      (COB)      (AOB)      (GLA)  
 (AGL)      (GRT)      (PRJ)      (SS1)      (SS2)

SECRETARY OF STATE (307)

STATEMENT OF NET POSITION - NET POSITION FORMAT

PERCENT OF YEAR ELAPSED: 100%

REPORT PERIOD= ADJUSTMENT FY= 13

PROD SYSTEM

\*\*\*\*\*PAGE 10

GAAP FUND GROUP      03      FIDUCIARY  
 GAAP FUND TYPE      09      AGENCY FUNDS  
 GAAP FUND      0942      TEXAS AVER HOLD-TRNSMIT 401K(0942) AGENCY

GL	GL	COMP	AGY	CURRENT	PRIOR
CAT	CLS	GL	GL	YEAR	YEAR
01	004	0045		.00	.00
		0047		.00	.00
	GL	004		.00	.00
01	052	0231		.00	.00
		0238		.00	.00
	GL	052		.00	.00
*	GLA	01		.00	.00
**	TOTAL ASSETS AND OTHER DEBITS			.00	.00
21	300	1140		.00	.00
		1149		.00	.00
	GL	300		.00	.00
*	GLA	21		.00	.00
**	TOTAL LIABILITIES AND OTHER CREDITS			.00	.00
45	372	****		.00	.00
	GL	372		.00	.00
*	GLA	45		.00	.00
51	620	2240		.00	.00
		9999		.00	.00
	GL	620		.00	.00
51	950	9989		.00	.00
	GL	950		.00	.00

DAFR8585 307 AFR3 02 13 SOS1 RJE R307 2(ORG) ( ) ( ) 3(FND) ( ) 3(GLA) ( ) ( ) USAS  
CYCLE: 11/18/13 21:27 5540 RUN DATE: 11/18/13 TIME: 22:58 28 CFY: 14 CFM: 03 LCY: 13 LCM: 00 FICHE: 307 13 03 09

SECRETARY OF STATE (307)

STATEMENT OF NET POSITION - NET POSITION FORMAT

PERCENT OF YEAR ELAPSED: 100%

REPORT PERIOD= ADJUSTMENT FY= 13

PROD SYSTEM

\*\*\*\*\*  
\*\*\*\*\*PAGE 11

GAAP FUND GROUP 03 FIDUCIARY  
GAAP FUND TYPE 09 AGENCY FUNDS  
GAAP FUND 0942 TEXASAVR HOLD-TRNSMIT 401K(0942)AGENCY

\*\*\*\*\*

GL	GL	COMP		AGY	CURRENT	PRIOR
CAT	CLS	GL	TITLE	GL	YEAR	YEAR

\*\*\*\*\*

\* GLA CAT 51 FUND BALANCE (DEFICITS) .00 .00

\*\* NET POSITION WITH CURRENT CHANGES .00 .00

\*\* TOTAL LIABILITIES, OTHER CR, DEF INFLOWS AND FD BAL/NET POSITION .00 .00

\* GAAP FUND 0942 TEXASAVR HOLD-TRNSMIT 401K(0942)AGENCY .00 .00

DAFR8585 307 AFR3 02 13      SOS1 RJE R307      2(ORG) ( ) ( ) 3(FND) ( ) 3(GLA) ( ) ( )      USAS  
 CYCLE: 11/18/13 21:27 5540    RUN DATE: 11/18/13 TIME: 22:58 28    CFY: 14    CFM: 03 LCY: 13    LCM: 00 FICHE: 307 13      03      09  
 (AGY)307      (ORG)      (PRG)      (NAC)      (APP)      (FND)      (COB)      (AOB)      (GLA)  
 (AGL)      (GRT)      (PRJ)      (SS1)      (SS2)

SECRETARY OF STATE (307)

STATEMENT OF NET POSITION - NET POSITION FORMAT

PERCENT OF YEAR ELAPSED: 100%

REPORT PERIOD= ADJUSTMENT FY= 13

PROD SYSTEM

\*\*\*\*\*PAGE 12

GAAP FUND GROUP      03      FIDUCIARY  
 GAAP FUND TYPE      09      AGENCY FUNDS  
 GAAP FUND      0949      AUTOMOBILE SERVICE CLUB (0949) - AGENCY

GL	GL	COMP	AGY	CURRENT	PRIOR
CAT	CLS	GL	GL	YEAR	YEAR
01	001	0010		.00	.00
	GL	CLS		.00	.00
01	004	0045		25,000.00	25,000.00
	GL	CLS		25,000.00	25,000.00
01	008	0055		.00	.00
	GL	CLS		.00	.00
01	052	0231		.00	.00
	GL	CLS		.00	.00
01	065	0279		.00	.00
	GL	CLS		.00	.00
01	111	0385		125,000.00	100,000.00
	GL	CLS		.00	.00
	GL	CLS		125,000.00	100,000.00
*	GLA	CAT		150,000.00	125,000.00
**	TOTAL ASSETS AND OTHER DEBITS			150,000.00	125,000.00
21	200	1009		.00	.00
	GL	CLS		.00	.00
21	205	1049		.00	.00
	GL	CLS		.00	.00
21	300	1140		.00	.00

DAFR8585 307 AFR3 02 13 SOS1 RJE R307 2(ORG) ( ) ( ) 3(FND) ( ) 3(GLA) ( ) ( ) USAS  
CYCLE: 11/18/13 21:27 5540 RUN DATE: 11/18/13 TIME: 22:58 28 CFY: 14 CFM: 03 LCY: 13 LCM: 00 FICHE: 307 13 03 09

SECRETARY OF STATE (307)  
STATEMENT OF NET POSITION - NET POSITION FORMAT

PERCENT OF YEAR ELAPSED: 100% REPORT PERIOD= ADJUSTMENT FY= 13 PROD SYSTEM  
\*\*\*\*\*PAGE 13

GAAP FUND GROUP 03 FIDUCIARY  
GAAP FUND TYPE 09 AGENCY FUNDS  
GAAP FUND 0949 AUTOMOBILE SERVICE CLUB (0949) - AGENCY

GL	GL	COMP	AGY	CURRENT	PRIOR
CAT	CLS	GL	GL	YEAR	YEAR
21	300	1149	FUNDS HELD FOR OTHERS	150,000.00-	125,000.00-
	GL CLS	300	CL FUNDS HELD FOR OTHERS	150,000.00-	125,000.00-
*	GLA CAT	21	CURRENT LIABILITIES	150,000.00-	125,000.00-
**	TOTAL LIABILITIES AND OTHER CREDITS			150,000.00-	125,000.00-
45	372	****	2400-POST CLS FIDUC NET ASSETS	.00	.00
	GL CLS	372	NET POSITION HELD IN TRUST-FIDUCIARY FDS	.00	.00
*	GLA CAT	45	NET POSITION	.00	.00
51	620	2240	FB-UNRESERVED-UNDESIGNATED-OTHER	.00	.00
		9999	FFS SYSTEM CLEARING - GL LEVEL ONLY	.00	.00
	GL CLS	620	FUND BALANCE - UNRESERVED/UNDESIGNATED	.00	.00
*	GLA CAT	51	FUND BALANCE (DEFICITS)	.00	.00
**	NET POSITION WITH CURRENT CHANGES			.00	.00
**	TOTAL LIABILITIES, OTHER CR, DEF INFLOWS AND FD BAL/NET POSITION			150,000.00-	125,000.00-
*	GAAP FUND		0949 AUTOMOBILE SERVICE CLUB (0949) - AGENCY	.00	.00

DAFR8585 307 AFR3 02 13      SOS1 RJE R307      2(ORG) ( ) ( ) 3(FND) ( ) 3(GLA) ( ) ( )      USAS  
 CYCLE: 11/18/13 21:27 5540      RUN DATE: 11/18/13 TIME: 22:58 28      CFY: 14      CFM: 03 LCY: 13      LCM: 00 FICHE: 307 13      03      09  
 (AGY)307      (ORG)      (PRG)      (NAC)      (APP)      (FND)      (COB)      (AOB)      (GLA)  
 (AGL)      (GRT)      (PRJ)      (SS1)      (SS2)

SECRETARY OF STATE (307)  
 STATEMENT OF NET POSITION - NET POSITION FORMAT

PERCENT OF YEAR ELAPSED: 100%      REPORT PERIOD= ADJUSTMENT FY= 13      PROD SYSTEM  
 \*\*\*\*\*PAGE 14

GAAP FUND GROUP      03      FIDUCIARY  
 GAAP FUND TYPE      09      AGENCY FUNDS  
 GAAP FUND      0980      DIRECT DEPOSIT CORRECTION(0980)-AGENCY

GL CAT	GL CLS	COMP GL	TITLE	AGY GL	CURRENT YEAR	PRIOR YEAR
01	004	0045	CASH IN STATE TREASURY		.00	41.06
	GL CLS	004	CA CASH IN STATE TREASURY		.00	41.06
*	GLA CAT	01	CURRENT ASSETS		.00	41.06
**	TOTAL ASSETS AND OTHER DEBITS				.00	41.06
21	300	1149	FUNDS HELD FOR OTHERS		.00	41.06-
	GL CLS	300	CL FUNDS HELD FOR OTHERS		.00	41.06-
*	GLA CAT	21	CURRENT LIABILITIES		.00	41.06-
**	TOTAL LIABILITIES AND OTHER CREDITS				.00	41.06-
45	372	****	2400-POST CLS FIDUC NET ASSETS		.00	.00
	GL CLS	372	NET POSITION HELD IN TRUST-FIDUCIARY FDS		.00	.00
*	GLA CAT	45	NET POSITION		.00	.00
51	620	2240	FB-UNRESERVED-UNDESIGNATED-OTHER		.00	.00
	GL CLS	620	FUND BALANCE - UNRESERVED/UNDESIGNATED		.00	.00
*	GLA CAT	51	FUND BALANCE (DEFICITS)		.00	.00
**	NET POSITION WITH CURRENT CHANGES				.00	.00
**	TOTAL LIABILITIES, OTHER CR, DEF INFLOWS AND FD BAL/NET POSITION				.00	41.06-
*	GAAP FUND	0980	DIRECT DEPOSIT CORRECTION(0980)-AGENCY		.00	.00



DAFR8585 307 AFR3 02 13      SOS1 RJE R307    2(ORG) ( ) ( ) 3(FND) ( ) 3(GLA) ( ) ( )      USAS  
 CYCLE: 11/18/13 21:27 5540    RUN DATE: 11/18/13 TIME: 22:58 28    CFY: 14    CFM: 03 LCY: 13    LCM: 00 FICHE: 307 13      03      09  
 (AGY)307      (ORG)      (PRG)      (NAC)      (APP)      (FND)      (COB)      (AOB)      (GLA)  
 (AGL)      (GRT)      (PRJ)      (SS1)      (SS2)

SECRETARY OF STATE (307)  
 STATEMENT OF NET POSITION - NET POSITION FORMAT  
 REPORT PERIOD= ADJUSTMENT FY= 13

PERCENT OF YEAR ELAPSED: 100%      PROD SYSTEM  
 \*\*\*\*\*PAGE 15

GAAP FUND GROUP      03      FIDUCIARY  
 GAAP FUND TYPE      09      AGENCY FUNDS  
 GAAP FUND      1000      UNAPPROPRIATED GENERAL REVENUE

GL CAT	GL CLS	COMP GL	TITLE	AGY GL	CURRENT YEAR	PRIOR YEAR
01	001	0010	CASH ON HAND		270,581.00	138,106.00
	GL CLS	001	CA CASH ON HAND		270,581.00	138,106.00
01	004	0045	CASH IN STATE TREASURY		1,371,982.00	1,371,982.00
		0047	SHARED CASH		1,371,982.00-	1,371,982.00-
		0048	LEGISLATIVE CASH		.00	.00
	GL CLS	004	CA CASH IN STATE TREASURY		.00	.00
01	020	9000	LEGISLATIVE APPROPRIATIONS		.00	.00
	GL CLS	020	CA LEGISLATIVE APPROPRIATIONS		.00	.00
01	052	0230	ACCTS. RECEIVABLE - BILLED		4,856.00	4,856.00
		0231	ACCTS. RECEIVABLE - UNBILLED		4,856.00-	4,856.00-
	GL CLS	052	CA ACCOUNTS RECEIVABLES, NET		.00	.00
01	065	0279	CA INTERFUND RECEIVABLE-NO POST DOC		.00	.00
	GL CLS	065	CA INTERFUND RECEIVABLE		.00	.00
*	GLA CAT	01	CURRENT ASSETS		270,581.00	138,106.00
**	TOTAL ASSETS AND OTHER DEBITS				270,581.00	138,106.00
21	200	1009	VOUCHERS PAYABLE		.00	.00
	GL CLS	200	CL ACCOUNTS PAYABLE		.00	.00
21	205	1049	CL INTERFUND PAYABLE		.00	.00
	GL CLS	205	CL INTERFUND PAYABLE		.00	.00
21	300	1149	FUNDS HELD FOR OTHERS		270,581.00-	138,106.00-
	GL CLS	300	CL FUNDS HELD FOR OTHERS		270,581.00-	138,106.00-

DAFR8585 307 AFR3 02 13 SOS1 RJE R307 2(ORG) ( ) ( ) 3(FND) ( ) 3(GLA) ( ) ( ) USAS  
CYCLE: 11/18/13 21:27 5540 RUN DATE: 11/18/13 TIME: 22:58 28 CFY: 14 CFM: 03 LCY: 13 LCM: 00 FICHE: 307 13 03 09

SECRETARY OF STATE (307)  
STATEMENT OF NET POSITION - NET POSITION FORMAT

PERCENT OF YEAR ELAPSED: 100% REPORT PERIOD= ADJUSTMENT FY= 13 PROD SYSTEM

\*\*\*\*\*PAGE 16

GAAP FUND GROUP 03 FIDUCIARY  
GAAP FUND TYPE 09 AGENCY FUNDS  
GAAP FUND 1000 UNAPPROPRIATED GENERAL REVENUE

GL CAT	GL CLS	COMP GL	TITLE	AGY GL	CURRENT YEAR	PRIOR YEAR
*	GLA CAT	21	CURRENT LIABILITIES		270,581.00-	138,106.00-
**	TOTAL LIABILITIES AND OTHER CREDITS				270,581.00-	138,106.00-
45	372	****	2400-POST CLS FIDUC NET ASSETS		.00	.00
	GL CLS	372	NET POSITION HELD IN TRUST-FIDUCIARY FDS		.00	.00
*	GLA CAT	45	NET POSITION		.00	.00
51	620	2240	FB-UNRESERVED-UNDESIGNATED-OTHER		.00	.00
		9999	FFS SYSTEM CLEARING - GL LEVEL ONLY		.00	.00
	GL CLS	620	FUND BALANCE - UNRESERVED/UNDESIGNATED		.00	.00
*	GLA CAT	51	FUND BALANCE (DEFICITS)		.00	.00
**	NET POSITION WITH CURRENT CHANGES				.00	.00
**	TOTAL LIABILITIES, OTHER CR, DEF INFLOWS AND FD BAL/NET POSITION				270,581.00-	138,106.00-
*	GAAP FUND	1000	UNAPPROPRIATED GENERAL REVENUE		.00	.00
*	GAAP FUND TYPE	09	AGENCY FUNDS		.00	.00
*	GAAP FUND GROUP	03	FIDUCIARY		.00	.00
*	AGENCY		307		.00	.00

**SUPPLEMENTARY SCHEDULES**



**Agency 307 - Secretary of State  
Schedule 1A  
For the Fiscal Year Ended August 31, 2013**

\*\*\*Certified\*\*\*

Federal Grantor/ Pass-through Grantor/ Program Title	CFDA Number	NSE Name/ Identifying Number	Agy/ Univ No	Pass-through From		Direct Program Amount	Total PT From and Direct Prog. Amount	Pass-through To				
				Agencies or Universities Amount	Non-State Entities Amount			Agy/ Univ No.	Agencies or Universities Amount	Non-State Entities Amount	Expenditures Amount	Total PT To and Expenditures Amount
<b>General Services Administration</b>												
<u>Direct Programs:</u>												
Election Reform Payments	39.011					233,664.25	233,664.25			73,839.69	159,824.56	233,664.25
Totals - General Services Administration				0.00	0.00	233,664.25	233,664.25	0.00	73,839.69	159,824.56	233,664.25	
<b>Denali Commission</b>												
Help America Vote Act Requirements Payments	90.401					6,024,854.05	6,024,854.05			6,024,854.05		6,024,854.05
Totals - Denali Commission				0.00	0.00	6,024,854.05	6,024,854.05	0.00	6,024,854.05	0.00	6,024,854.05	
<b>U.S. Department of Health and Human Services</b>												
Voting Access for Individuals with Disabilities_Grants to States	93.617					542,623.78	542,623.78			529,730.98	12,892.80	542,623.78
Totals - U.S. Department of Health and Human Services				0.00	0.00	542,623.78	542,623.78	0.00	529,730.98	12,892.80	542,623.78	
<b>Total Expenditures of Federal Awards</b>				<b>0.00</b>	<b>0.00</b>	<b>6,801,142.08</b>	<b>6,801,142.08</b>	<b>0.00</b>	<b>6,628,424.72</b>	<b>172,717.36</b>	<b>6,801,142.08</b>	





State of Texas - Federal Activity  
**SEFA Note 2**  
 November 15, 2013

**Agency 307 - Secretary of State**  
**SEFA Note 2 - Reconciliation, FY 2013**

Below is a reconciliation of the total of federal pass-through and federal expenditures as reported on the Schedule of Federal Financial Assistance to the total of federal revenues and federal grant pass-through revenues as reported in the general-purpose financial statements. Generally, federal funds are not earned until expended; therefore, federal revenues equal federal expenditures for the reporting period.

Per Combined Statement of Revenues, Expenditures and Changes in Fund Balance - Governmental Funds; and Combined Statement of Revenues, Expenses and Changes in Net Assets - Proprietary Funds; and Combined Statement of Changes in Fiduciary Net Assets:

	AFR	USAS Amount	Note 2 Amount
<b>Federal Revenue</b>			
Governmental Funds	Exhibit II	6,801,142.08	6,801,142.08
Proprietary Funds			
Operating	Exhibit IV/SRECNA	-	
Non-operating	Exhibit IV/SRECNA	-	
Capital Contributions	Exhibit IV/SRECNA	-	
Fiduciary Funds	Exhibit VII	-	
<b>Total Federal Revenue</b>		<b>\$6,801,142.08</b>	<b>\$6,801,142.08</b>
<i>Amount per Schedule: \$6,801,142.08</i>			
<b>Federal Pass-Through Revenue</b>			
Governmental Funds	Exhibit II	-	
Proprietary Funds			
Operating	Exhibit IV/SRECNA	-	
Non-operating	Exhibit IV/SRECNA	-	
Capital Contributions	Exhibit IV/SRECNA	-	
Fiduciary Funds	Exhibit VII	-	
<b>Total Federal Pass-Through Revenue</b>		<b>\$0.00</b>	<b>\$0.00</b>
<i>Amount per Schedule: \$0.00</i>			
<b>Total Federal Revenue and Federal Pass-Through Revenue</b>		<b>\$6,801,142.08</b>	<b>\$6,801,142.08</b>

<b>Reconciliation Items</b>	<b>CFDA</b>	<b>Amount</b>
<b>Non-monetary Items:</b>		
-		
<b>Total Non-monetary Items</b>		<b>\$0.00</b>
<b>New Loans Processed: (Amounts are from Note 3a)</b>		
Federal Family Education Loans	84.032	-
Federal Family Education Loan Program (FFELP)	84.032L	-
Federal Perkins Loan Program (Perkins)	84.038	-
Federal Direct Student Loans (Direct Loans)	84.268	-
Health Education Assistance Loan Program (HEAL)	93.108	-
Nursing Faculty Loan Program	93.264	-
Health Professions Student Loan Program	93.342	-
Nursing Student Loan Program	93.364	-
<b>Total New Loans Processed</b>		<b>\$0.00</b>
<b>Other Reconciling Items:</b>		
<b>Add:</b>		
State Unemployment Funds - State Portion	17.225	
Other <i>(Contact FRS if you have other reconciling items as additions items)</i>		
<b>Deduct: (Enter amounts as negative)</b>		
Federal revenue received on the fixed fee basis contract		
<i>Note:</i>		
Federal revenue received under a vendor relationship between agency and the federal government		
<i>Note:</i>		



Federal grants *from* Texas A&M Research Foundation

Federal grants *to* Texas A&M Research Foundation

Medicare Part D

COBRA

Build America Bond

Early Retirement Reinsurance Program

Other *(Contact FRS if you have other reconciling items as deductions items)*

<b>Total Other Reconciling Items</b>	<b>\$0.00</b>
<b>Total Reconciliation Items:</b>	<b>\$0.00</b>
<b>Total per Note 2:</b>	<b>\$6,801,142.08</b>
<b>Total Pass Through and Expenditures per Federal Schedule:</b>	<b>\$6,801,142.08</b>
<b>Difference:</b>	<b>\$0.00</b>

**This agency has been certified. No modifications allowed.**





State of Texas - Federal Activity  
SEFA Note 7  
November 15, 2013

Agency 307 - Secretary of State  
SEFA Note 7 - Federal Deferred Revenue, FY 2013

CFDA Number	CFDA Title	Federal Deferred Revenue September 1, 2012	Increase/(Decrease)	Federal Deferred Revenue August 31, 2013
39.011	Election Reform Payments	7,158,062.89	-233,664.25	6,924,398.64
90.401	Help America Vote Act Requirements Payments	6,024,854.05	-6,024,854.05	0.00
<b>Total Deferred Revenue</b>		<b>13,182,916.94</b>	<b>(6,258,518.30)</b>	<b>6,924,398.64</b>

(Additional blank rows will appear as needed after saving)

Explain why the deferred revenue is reported:

Deferred Federal Revenue is comprised of Federal Funds received from the US Election Assistance Commission pursuant to the Help America Vote Act of 2002, but not yet earned (expended or disbursed or passed through to counties), pending application for and approval of grants.

This agency has been certified. No modifications allowed.



