

TXD/P200.3 An 78 1984/5



38th Annual Statistical Report

September 1, 1984 through August 31, 1985

TEXAS STATE DOCUMENT
PAN AMERICAN UNIVERSITY LIBRARY
EDINBURG, TEXAS 78539

U.S. GOVERNMENT DOCUMENT
DEPOSITORY LIBRARY NO. 610

DEC 9 1986

PAN AMERICAN UNIVERSITY LIBRARY
EDINBURG, TEXAS 78539



*Texas Board
of
Pardons and Paroles*

THE UNIVERSITY OF TEXAS-PAN AMERICAN

0 1161 0814 9570



JOHN W. BYRD
EXECUTIVE DIRECTOR

BOARD MEMBERS:
NEAL PFEIFFER, CHAIRMAN
WENDELL A. ODOM, VICE-CHAIRMAN
CONNIE L. JACKSON, MEMBER
WINONA W. MILES, MEMBER
ANTONIO G. MORALES, MEMBER
RUBEN M. TORRES, MEMBER

PAROLE COMMISSIONERS:
KEN COLEMAN
JOHN ESCOBEDO
RONALD W. JACKSON
DONN D. WOOLERY
2503 LAKE ROAD
HUNTSVILLE, TX 77340
(409) 291-2161

BOARD OF PARDONS AND PAROLES

8610 SHOAL CREEK BLVD.
P.O. BOX 13401, CAPITOL STATION
AUSTIN, TEXAS 78711
(512) 459-2700

SU CUNNINGHAM
GLENN T. HECKMANN
P.O. BOX 1207
ANGLETON, TX 77515
(409) 849-3031

August 31, 1985

Honorable Mark White, Governor

KEN CASNER
JUAN PEREZ
207-A E. REAGAN ST.
PALESTINE, TX 75801
(214) 723-1068

Honorable John Hill, Chief Justice
of the Supreme Court

STENNETT D. POSEY
RT. 5, BOX 258-A
GATESVILLE, TX 76528
(817) 865-8870

Honorable John F. Onion, Jr., Presiding Judge
of the Court of Criminal Appeals


Members of the Senate and House of Representatives
of the State of Texas

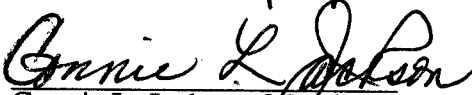
Gentlemen:

In compliance with the provisions of Article 42.12, Section 13 of the Code of Criminal Procedure of Texas, we respectfully submit the Annual Report with statistical and other data relating to the work of the Board of Pardons and Paroles for the fiscal year ending August 31, 1985.


Sincerely yours,


Neal Pfeiffer, Chairman


Wendell A. Odom, Vice-Chairman


Connie L. Jackson, Member


Winona W. Miles, Member


Antonio G. Morales, Member


Ruben M. Torres, Member



1836-1986

EQUAL EMPLOYMENT OPPORTUNITY EMPLOYER

August 31, 1985
TEXAS BOARD OF PARDONS AND PAROLES
BOARD MEMBERS

Neal Pfeiffer
Chairman
Appointed by
Honorable Mark White
Governor
State of Texas
Member since 1983

Wendell A. Odom
Vice-Chairman
Appointed by
Honorable Mark White
Governor
State of Texas
Member since 1985

Connie L. Jackson
Appointed by
Honorable Joe R. Greenhill
Chief Justice
Texas Supreme Court
Member since 1977

Winona W. Miles
Appointed by
Honorable Mark White
Governor
State of Texas
Member since 1983

Antonio G. Morales
Appointed by
Honorable Mark White
Governor
State of Texas
Member since 1983

Ruben M. Torres
Appointed by
Honorable Dolph Briscoe
Governor
State of Texas
Member since 1979

PAROLE COMMISSIONERS

Ken Casner
Palestine

Glenn Heckmann
Angleton

Juan R. Perez
Palestine

Kenneth Coleman
Huntsville

Ronald W. Jackson
Huntsville

Stennett D. Posey
Gatesville

Suanne Cunningham
Angleton

John Escobedo
Huntsville

Donn Woolery
Huntsville

STAFF

John W. Byrd, Executive Director
Gladys Sommers, Deputy Executive Director

Robert Tapscott
Director of Parole
Supervision

Cecil Simpson
Director of Institutional
Services

Jerry Wall
Director of
Business Management

Henry Johnson
Director of Personnel
and Training

E.E. Hagedorn
Director of
Budget and Planning

Glen Looney
Director of
Computer Services

Harry Green
General Counsel

Daniel Guerra
Director of Board
and Commissioner Services

Mike Roach
Director of
Information Services

TEXAS BOARD OF PARDONS AND PAROLES

8610 Shoal Creek Blvd.
P.O. Box 13401, Capitol Station
Austin, Texas 78711
Phone: (512) 459-2700

TABLE OF CONTENTS

Letter of Transmittal.....	i
Current Board and Staff.....	ii
PART I: INTRODUCTION	
Introduction to the Board of Pardons and Paroles.....	3
PART II: EXPENDITURE ANALYSIS	
Expenditures and Encumbrances by Activity.....	9
Expenditures per Releasee.....	9
PART III: STATISTICAL DATA	
Summary Chart of Parole Panel Activity.....	13
Table 1 - Classification of Parole Actions.....	15
Table 2 - Parole Panel Actions over a Five-year Period.....	16
Chart 1 - Parole and F.I. Rates over a Five-year Period.....	17
Table 3 - Number of Releasees under Board's Jurisdiction Revoked in FY 1985.....	18
Table 4 - Number of Releasees under Active Field Supervision Revoked in FY 85.....	18
Table 5 - Revocation of Paroles, Conditional Pardons and Mandatory Supervision Status of Inmates Released During a 38-year Period.....	19
Table 6 - Parole Revocation Data for a Five-year Period.....	19
Table 7 - Mandatory Supervision Revocation Data for a Five-year Period.....	20
Table 8 - Causes for 3,694 Revocations this Fiscal Year and Length of Time Inmates had Remained on Parole or Conditional Pardon before Revocation.....	20
Chart 2 - Revocation Percentages over a Five-year Period.....	21
Table 9 - Causes for 3,199 Revocations this Fiscal Year and Length of Time Inmates had Remained on Mandatory Supervision before Revocation.....	22

Table 10 - Executive Clemency-Related Activity	
Part A: Actions on Executive Clemency	
Recommendations Submitted to Governor.....	23
Part B: Actions on Executive Clemency	
Recommendations Submitted to the Governor	
prior to this Fiscal Year.....	23
Table 11 - Number of Releasees under the Jurisdiction	
of the Board at the end of FY 85.....	24
Table 12 - Number of Releasees under the Jurisdiction	
of the Board over a Five-year Period.....	24
Table 13 - Number of Releasees under Active	
Supervision of Texas Parole Officers	
at end of Fiscal Year.....	25
Table 14 - Number of Releasees under Active	
Supervision of Texas Parole Officers	
over a Five-year Period.....	25
Table 15 - Status of Interstate Compact	
Cases at end of Fiscal Year.....	25
Chart 3 - Releasees under Active Supervision	
over a Five-year Period.....	26
Chart 4 - TDC Releases over a Five-year	
Period.....	27
Table 16 - Status of Interstate Compact	
Cases over a Five-year Period.....	28
Table 17 - TDC Releases over a Five-year	
Period.....	28
Table 18 - Releasees Placed in Halfway	
Houses in FY 85.....	29
Table 19 - Halfway House Placements	
over a Five-year Period.....	29
Chart 5 - Halfway House Placements	
over a Five-year Period.....	30
Table 20 - Previous Criminal Record	
of 9,392 Inmates Released to	
Parole in FY 85 Classified	
by Ethnic Group.....	31
Table 21 - Previous Criminal Record	
of 11,899 Inmates Released on	
Mandatory Supervision in FY 85	
Classified by Ethnic Group.....	32

Table 22 - Age of 9,392 Inmates Released to Parole in FY 85 Classified by Ethnic Group.....	33
Table 23 - Age of 11,899 Inmates Released to Mandatory Supervision in FY 85 Classified by Ethnic Group.....	34
Table 24 - Sex of 9,392 Inmates Released to Parole in FY 85 Classified by Ethnic Group.....	35
Table 25 - Sex of 11,899 Inmates Released on Mandatory Supervision in FY 85 Classified by Ethnic Group.....	35
Table 26 - Education of 9,392 Inmates Released to Parole in FY 85 Classified by Ethnic Group.....	36
Table 27 - Education of 11,899 Inmates Released on Mandatory Supervision in FY 85 Classified by Ethnic Group.....	37
Table 28 - 9,392 Inmates Released to Parole in FY 85 Classified by Type of Crime Committed and Length of Sentence Received.....	38
Table 29 - 11,899 Inmates Released to Mandatory Supervision in FY 85 Classified by Type of Crime Committed and Length of Sentence Received.....	39
Table 30 - 3,694 Inmates Whose Paroles or Conditional Pardons were Revoked in FY 85 Classified by Crime Committed and Length of Sentence Received.....	40
Table 31 - 3,199 Inmates Whose Mandatory Supervisions were Revoked in FY 85 Classified by Crime Committed and Length of Sentence Received.....	41
Table 32 - 9,392 Inmates Released to Parole in FY 85 Classified by Length of Sentence Received and Percentage of Time Accredited to Sentence at Time of Release.....	42
Table 33 - Disposition of Out-of-State Application for Acceptance of Parole Supervision in Texas Classified According to Requesting State.....	43

Table 34 - Present Status of 128,758 Inmates Paroled from the Texas Department of Corrections over a 38-Year Period.....	46
Table 35 - Present Status of 41,249 Inmates Released from the Texas Department of Corrections on Mandatory Supervision over an Eight-year Period.....	48
Table 36 - Parolees Under Active Supervision in the State of Texas.....	49
Table 37 - Mandatory Supervision Releasees Under Active Supervision in the State of Texas.....	52
Glossary.....	55

PART I
SUMMARY INTRODUCTION
TO THE BOARD OF
PARDONS AND PAROLES



Introduction to the Board of Pardons and Paroles

LEGAL BASIS

Created in 1936 by constitutional amendment, the Texas Board of Pardons and Paroles is statutorily responsible for administering the state parole and mandatory supervision system in accordance with Art. 42.12, *Texas Code of Criminal Procedure*, and Art. 6166 x-3 of the *Texas Penal Code*, and constitutionally responsible for investigating and recommending acts of executive clemency by the governor as provided by the *Texas Constitution*, Art. IV, Section 11 and the *Code of Criminal Procedure*, Articles 42.12, 48.01 and 48.04.

The Board determines which prisoners are paroled from the Texas Department of Corrections, and certain other penal institutions, establishes the conditions of parole, and investigates and supervises prisoners released on parole. The Board also conducts parole and mandatory supervision revocation hearings and revokes releasees as required, establishes parole and mandatory supervision policies within statutory limits and carries out the Interstate Parole and Probation Compact.

Executive clemency includes temporary reprieves from prison, emergency reprieves, reprieves of execution of the death penalty, commutation of sentences or fines or both, full pardons, restorations of civil rights lost as the result of felony convictions, conditional pardons, trial reprieves of jail sentences, remissions of bond forfeitures and restorations of the right to operate motor vehicles.

The mandatory supervision law enacted by the 65th Legislature provides a period of supervision for releasees of the Department of Corrections who are not paroled or conditionally pardoned. A prisoner released to mandatory supervision, like a parolee, remains in the legal custody of the state and is amenable to the orders of the Board. Mandatory supervision applies only to felons who committed their offenses on or after August 29, 1977.

THE BOARD

The Board of Pardons and Paroles is composed of six full-time, salaried members appointed by the governor to overlapping six-year terms of office. Currently, one member was appointed by the Chief Justice of the Texas Supreme Court, and five by the governor. All appointments must have the concurrence of two-thirds of the Senate. The Board is the administrative head of the agency and provides the rules and policies of the agency.

The Board is in session Monday through Friday of each week at the agency headquarters, 8610 Shoal Creek Boulevard, Austin, Texas, and convenes otherwise at the call of the chairman. All meetings of the Board are conducted in compliance with the Open Meetings Act. All minutes of the Board and decisions relating to parole, pardon and clemency are matters of public record. However, information concerning individuals applying for or on parole, or the identity of other individuals connected with a parole or clemency case, is privileged and is not public information.

PAROLE COMMISSIONERS

Article 42.12, CCP, provides for the employment of no fewer than six commissioners in matters of parole decisions and mandatory supervision revocations. Parole commissioners do not exercise authority in acts of executive clemency nor in the administration of the agency. They are subject to the rules and regulations of the agency as established by the Board. Nine commissioners are presently employed by the Board, with two located in Palestine, one in Gatesville, two in Angleton and four in Huntsville. Parole commissioners are full-time, salaried employees of the state.

PAROLE PANELS

In matters of parole selection, release on mandatory supervision and revocation, the Board members and parole commissioners act in panels of three persons as provided in Art. 42.12, CCP. Panel composition is designated by the Board. A majority of each panel constitutes a quorum for the transaction of its business, and its decision is by majority vote. The parole panel may recommend the granting or denying of parole and may conduct parole and mandatory supervision revocation hearings.

THE STAFF OF THE AGENCY

The staff of the agency, totaling some 1,000 employees divided into several areas of responsibility, is headed by an executive director.

The Executive Director

The executive director is responsible for the operation and administration of the various functions of the agency, including budget and planning, personnel and training, internal audit and information services. He is appointed by the Board and serves at its pleasure.

The Deputy Director

The deputy director assists the executive director in agency operation and administration and is responsible for the Institutional Services, Community Services (halfway houses) and Field Services Divisions, the Hearing Section, Business Management and the Computer Services Division.

General Counsel

The Board's legal affairs are handled by a general counsel and two assistant attorneys. The general counsel's office is responsible for keeping the Board apprised of all the legal implications of its actions, of changes in the laws or their application.

Director of Board and Commissioner Services

The Director of Board and Commissioner Services is the Board's liaison to inmate's families and the general public. Persons who wish to make a personal appeal to the Board meet with the director who notes their concerns in the file of the inmate in question so that the decision-makers have access to the information when considering an individual for parole.

Institutional Services Division

The Institutional Services Division is composed of a director and staff responsible for providing direct pre-parole services to the inmate population of TDC. Institutional parole officers serve all units of the Texas Department of Corrections, prepare pre-parole summaries on inmates eligible for parole consideration and offer counseling and assistance to prospective parolees. The four institutional parole offices are located in Huntsville, Angleton, Palestine and Gatesville. The division is also responsible for the agency's halfway house program through its Community Services Section in Huntsville.

Field Services Division

The Field Services Division is composed of a director and staff who provide supervision and assistance to parolees and mandatory supervision releasees and conduct pre-parole investigations of eligible inmates. Texas is divided into eight geographical regions for the provision of supervision and parole services. The eight regional offices are located in Dallas, Houston, San Antonio, Lubbock, Fort Worth, Angleton, Tyler and Waco. More than 400 field officers located at the 42 district offices throughout the state are responsible for supervision of 34,800 active parolees and mandatory supervision releasees in the state, including compact parolees from other states residing in Texas. District parole officers are additionally responsible for reporting parole violations that may lead to the revocation of parole or mandatory supervision.

Support Divisions

The day-to-day business of the agency is carried out by designated section heads and their staffs who perform tasks related to personnel recruiting and training, business management and accounting, automated data systems, budget and planning, public information and internal auditing. Nearly 100 staff persons are involved in these activities.

FISCAL YEAR 1985 A YEAR OF INTERNAL SCRUTINY

In response to limited resources and increased caseloads, the agency adopted a comprehensive community supervision management system promoted by the National Institute of Corrections (NIC) as a model for probation and parole agencies. Implemented by the agency in 1983, the system became fully operational in 1985. Nationally, some 50 jurisdictions have adopted a similar system. The Texas Board of Pardons and Paroles is recognized nationwide as the most effective example of the model system's benefits.

The comprehensive management system provides a standardized, integrated methodology for community supervision which enhances efficiency, effectiveness and accountability for line staff, managers and administration.

The system is comprised of five components: 1) case classification based on risk/need assessment of all cases under active supervision; 2) a standardized case management system (SCS) resulting in objective-based case supervision; 3) workload-based budgeting, workload equalization and workload staff allocation; 4) a management information system; 5) an internal accountability system.

Case classification enables the agency to establish supervision priorities at the administrative, management, and line staff levels by grouping releasees into three supervision levels using a risk/needs evaluation scale. The scale is similar in concept to insurance actuarial tables in comparing individual offender profile information with aggregate outcome statistics. The scale does not predict individual behavior but does indicate probable outcome based on aggregate data. The better the risk/need score, the less likely the offender is to commit a new violation.

The instruments assign offenders to one of three levels of supervision: intensive, medium and minimum. Supervision contact standards require parole officers to devote most of their time and attention to high risk clients, and less time to medium and low risk clients.

Analysis of supervision outcome data validates the classification instrument in identifying those who pose the greatest risk. Offenders classified as "intensive" are three times more likely to violate parole than those identified as "minimum" risks. Currently, 26% of all releasees are classified as intensive, 37% as medium and 37% as minimum.

Strategies for Case Supervision

The companion case management system, Strategies for Case Supervision (SCS), is a standardized methodology designed to ensure that the actual day to day supervision of releasees is effective and efficient. For example: two releasees are classified as needing intensive supervision. One is a career criminal, the other a mentally retarded offender. Each will require a great amount of time and attention, but with entirely different emphasis. The SCS system enables the officer to tailor the supervision plan to the particular needs of the client.

Preliminary research indicates that the SCS process has a positive impact on parole outcome. Cases who have undergone an SCS evaluation have a 6% lower violation rate than cases without SCS; the greatest impact appears to be in high/medium risk cases and offenders convicted of robbery, theft and burglary.

Outcome analysis of program effectiveness is possible as a result of an automated parole supervision information system. The data base is one of the largest community supervision information systems in the nation. Risk/need, SCS and demographic information is included in the system. A variety of automated reports are available to administration, managers and officers. One example provides profile information; another is used to assign staff and equalize workload. Yet another report identifies individual cases in which one or more supervision-related questions are apparent. For example, the report flags all cases where a sex offender was not referred for counseling.

The Management Information System dramatically increased the identification of releasees who could safely be placed on annual report (non-reporting status) at a considerable savings to state and officer resources.

Another dramatic measure of the effectiveness of parole supervision made possible through the information system is seen in an analysis of the impact parole officers have on specific problems such as alcohol abuse. Releasees with serious alcohol problems, but no officer intervention, had a 27% violation rate during the study. With officer intervention, the violation rate was only 15%.

Caseload size, ideal or otherwise, is a frequent issue in community supervision. Caseload-based budgets are difficult to defend and have in some cases tended to reward the accumulation of higher caseloads by discouraging efforts to remove people from supervision as rapidly as possible. Workload-based budgeting and staff deployment implemented by the agency in 1984 use time studies to determine how much work/time is associated with supervision of high, medium, and low risk releasees at a given level of service delivery. As new programs are added or deleted, new time studies are completed at regular intervals.

Another benefit of workload accounting is workload equalization for officers. Caseload equalization ignores the reality that some releasees such as intensive cases require much more time and attention than the equivalent number of low risk cases. Workload accounting provides a method of distributing work more equitably among staff.

The accountability system integrates automated reports containing management indicators and a unique monthly case review process. Unit supervisors review eight cases for each officer to ensure quality control in division programs such as contacts, classification, SCS, etc. Parole supervisors, in turn, monitor the work of supervisors assigned to them, and they in turn report to a regional director.

External monitoring of division programs and management practices is performed by the Division of Internal Audit, which reports to the executive director.

The division has implemented innovative programs to better meet the needs of special groups of offenders, such as specialized supervision for sex offenders and mentally retarded offenders in five cities. An intensive supervision pilot project also began.

The five components of the agency's case supervision management system provide a logical, consistent, systematic approach to community supervision. Standardization of the community supervision function promotes system integrity by enhancing internal and external accountability. Furthermore, the system enhances program and policy development by identifying trends and documenting program needs.

PART II
EXPENDITURE DATA

**Expenditures and Encumbrances by Activity
Fiscal Year 1985
Fund I**

Activity	Expended/ Encumbered
1. Administration	\$1,315,327
a. Board member salaries	\$305,100
b. Commissioner salaries	385,926
c. Interstate compact	600
d. Executive Director salary	46,800
e. Administrative services	576,901
2. Support services	2,685,012
3. Executive clemency	138,159
4. Parole selection	2,834,827
5. Parole supervision	15,018,545
6. Special community services	6,158,198
 Total State Funds	 <u><u>\$28,150,068</u></u>

**Expenditures per Releasee
State Funds
Fiscal Year 1985**

Jurisdiction

Average number parolees under jurisdiction:	26,440
Average number mandatory supervision releasees under jurisdiction:	16,998

State funds expended = \$28,150,068	Total	<u>43,438</u>
-------------------------------------	-------	---------------

Annual expenditures per releasee under jurisdiction = \$648.05

Supervision

Average number of parolees and pre-parolees under supervision:	18,824
Average number mandatory supervision releasees under supervision:	13,704

State funds expended for supervision = \$15,018,545	Total	<u>32,528</u>
---	-------	---------------

Annual expenditures per releasee under supervision = \$461.71

PART III
STATISTICAL DATA

**Summary Chart of Parole Panel
Activity in the Fiscal Year
Ending August 31, 1985**

A.	Parole Actions (Tables 1 & 2)	
	1. Number of cases considered ⁴	26,305
	2. Number of inmates paroled/conditionally pardoned ^{1,5,6}	9,377
	a. Paroled in-state.....	9,061
	b. Paroled out-of-state.....	279
	c. Out-of-country conditional pardons.....	37
B.	Mandatory Supervision Actions	
	1. Number of inmates released to Mandatory Supervision ⁷ (Early Mandatory Supervision - 4,330) ⁸	11,895
	a. Released in-state.....	11,623
	b. Released out-of-state.....	270
	c. Released out-of-country.....	2
C.	Parole Reinstatement Actions	
	1. Number of reinstatement cases reinstated.....	15
D.	Mandatory Supervision Reinstatement Actions	
	1. Number of reinstatement cases reinstated	4
E.	Parole Pre-Revocation Actions	
	1. Number of pre-revocation warrants issued ⁹ (Emergency arrest warrants - 1,219)	4,877
	2. Number of pre-revocation warrants withdrawn	1,389
F.	Mandatory Supervision Pre-Revocation Actions	
	1. Number of pre-revocation warrants issued (Emergency arrest warrants - 1,278).....	4,775
	2. Number of pre-revocation warrants withdrawn	1,364
G.	Parole Revocation Actions (Tables 3-6 and 8)	
	1. Number of paroles revoked	3,694
H.	Mandatory Supervision Revocation Actions (Tables 3-5, 7 and 9)	
	1. Number of Mandatory Supervision cases revoked	3,199
I.	Other Parole Panel Considerations	
	1. Special Administrative Review considerations ²	28
	2. Other Parole Administrative Reviews ³	9,503

J.	Executive Clemency Actions (Table 10)	
	1. Number of executive clemency cases considered.....	1,475
	2. Number of executive clemency cases recommended to the governor.....	311
	3. Number of executive clemency cases granted by the governor.....	40
K.	Pre-Parole Transfer Actions	
	1. Number of cases considered.....	832
	2. Number of cases made FI.....	287
	3. Number of cases recommended to TDC.....	190
	4. Number of cases transferred to Halfway Houses as Pre-Parole.....	157
L.	Parole-in-Absentia Actions	
	1. Number of cases considered.....	210
	2. Number of cases made FI.....	89
	3. Number of Parolees Released.....	77
	4. Number of Regular Mandatory Supervision Releases.....	33
	5. Number of Early Mandatory Supervision Releases.....	24
M.	Halfway House Placements (Tables 18 and 19)	
	1. Parolees placed in a Halfway House.....	1,764
	2. Mandatory Supervision releasees placed in a Halfway House.....	1,592
	3. Early Mandatory Supervision releasees placed in a Halfway House.....	768
	4. Pre-Parolees.....	157
	5. Total Halfway House placements.....	4,281

¹The out-of-country conditional pardons included in the parole data are conditional pardons to the United States Immigration Service for foreign nationals.

²A special administrative case is one reviewed by a parole panel to determine if the case merits special review because of new and pertinent material presented.

³These data contain, in addition to other considerations, those pre-revocation warrant considerations that resulted in a negative finding.

⁴Includes 210 parole-in-absentia cases.

⁵Includes 77 parole-in-absentia cases.

⁶Includes 130 pre-parole transfer cases.

⁷Includes 33 parole-in-absentia cases.

⁸Includes 24 parole-in-absentia cases.

⁹Includes 2 parole-in-absentia cases.

Table 1

**Classification of Parole Actions in
Fiscal Year 1985**

Review Classification	Number Considered	Number FI	Number Set-off	Number Serve-all
Initial Reviews	15,097	7,629	5,724	1,744
Subsequent Reviews	11,208	3,620	5,349	2,239
Total Reviews	26,305	11,249	11,073	3,983

Table 2

**Parole Panel Actions over a
Five-Year Period**

Action	FY81	FY82	FY83	FY84	FY85	5-Year Avg. 1981-85
Cases	22,797 (100%)	27,472 (100%)	28,789 (100%)	28,159 (100%)	26,305 (100%)	26,704 (100%)
FI¹	9,828 (43%)	10,411 (38%)	12,202 (42%)	11,575 (41%)	11,249 (43%)	11,053 (41%)
Set-off²	9,469 (42%)	12,355 (45%)	12,337 (43%)	13,295 (47%)	11,073 (42%)	11,706 (44%)
Serve-all³	3,500 (15%)	4,706 (17%)	4,250 (15%)	3,289 (12%)	3,983 (15%)	3,945 (15%)
Paroled^{4,5}	7,494 (33%)	7,504 (27%)	8,682 (30%)	10,069 (36%)	9,377 (36%)	8,625 (32%)

¹FI means the panel voted to parole the inmates pending further investigation of their parole plans and the receipt of any protests.

²Set-off means the panel voted to deny parole and consider the case again within one year.

³Serve-all means the panel voted to require the inmate to serve the remainder of his sentence in prison.

⁴Includes conditional pardons to United States Immigration Service.

⁵Number of parolees released (reinstatements not included).

Chart 1

Parole and F.I. Rates over a Five Year Period

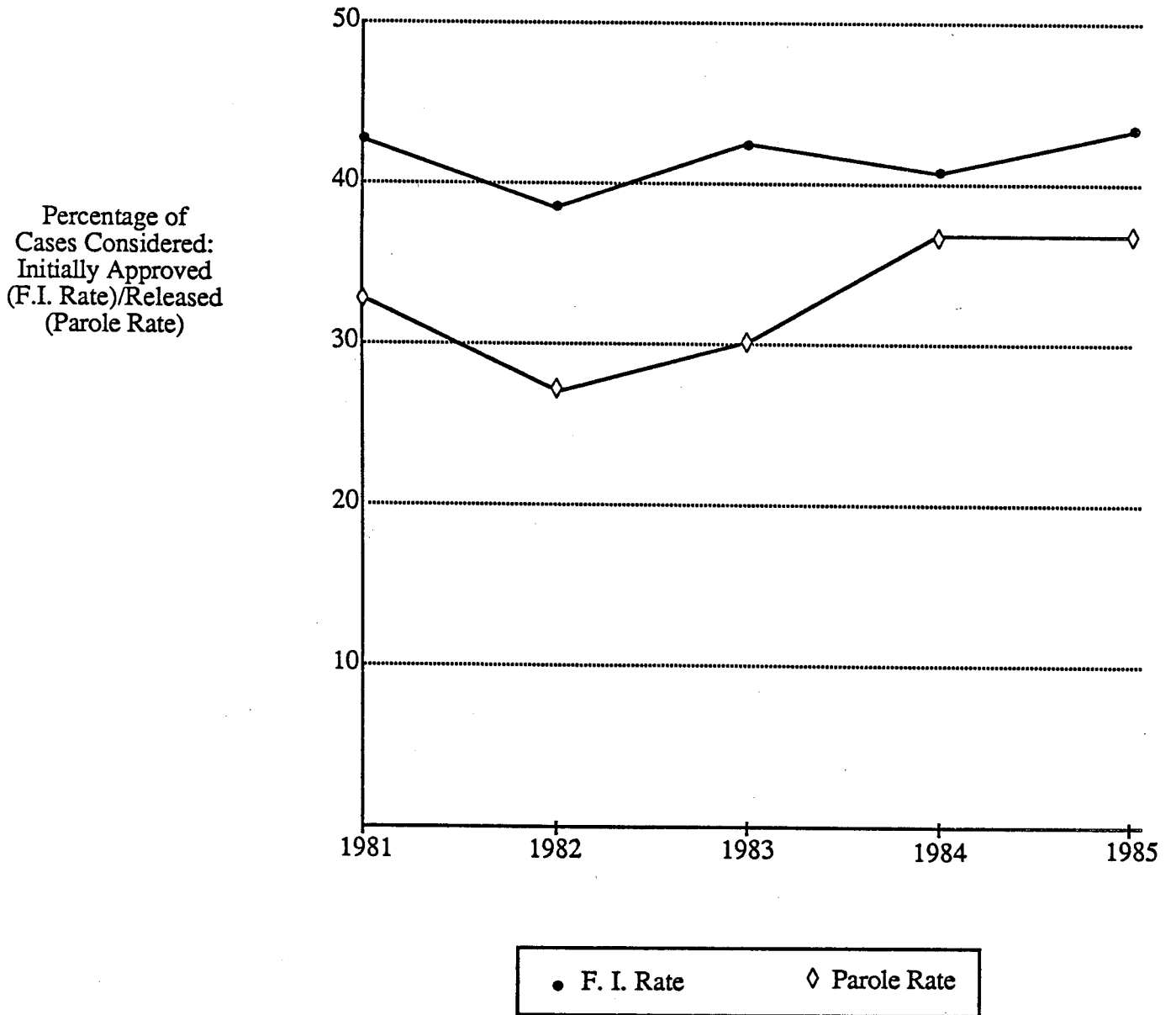


Table 3

**Number of Releasees under Board's Jurisdiction
Revoked in Fiscal Year 1985**

Status	No. Releasees Under Jurisdiction During FY85	Releasees Revoked FY85	Percentage Revoked
Parole	35,281	3,694	10.5%
Mandatory Supervision	26,807	3,199	11.9%

Table 4

**Number of Releasees under Active Field Supervision
Revoked in Fiscal Year 1985**

Status	No. Releasees Under Supervision During FY85	Releasees Revoked FY85	Percentage Revoked
Parole	30,242	3,562	11.8%
Mandatory Supervision	25,842	3,243	12.5%

Table 5

**Revocation of Paroles, Conditional Pardons and Mandatory
Supervision Status of Inmates Released During
a 38-Year Period Ending August 31, 1985**

Status	No. Released	No. Revoked	Percentage Revoked
Parole	128,758	34,238	26.6%
Mandatory Supervision	41,249	7,686	18.6%

Table 6

Parole Revocation Data for a Five-Year Period

Item	FY81	FY82	FY83	FY84	FY85
No. under jurisdiction for all or part of year	22,636	25,331	28,979	32,295	35,281
No. Paroles revoked during year	1,576	1,860	3,274	2,815	3,694
Percentage revoked	7.0%	7.3%	11.3%	8.7%	10.5%

Table 7**Mandatory Supervision Revocation Data
for a Five-Year Period**

Item	FY81	FY82	FY83	FY84	FY85
No. under jurisdiction for all or part of a year	5,429	8,370	13,670	19,982	26,807
No. mandatory supervision revoked during year	424	668	1,415	1,802	3,199
Percentage revoked	7.8%	8.0%	10.4%	9.0%	11.9%

Table 8**Causes for 3,694 Revocations this Fiscal Year and Length of Time
Inmates had Remained on Parole or Conditional
Pardon before Revocation**

Number of Years	To Texas Prison	To Other Prison	Other Violations No Conviction	Total	Percent of Total
Less than 1 year	371	0	398	769 ¹	20.8%
1 - 2 years	931	1	720	1,652	44.7%
2 - 3 years	446	1	316	763	20.7%
3 - 4 years	163	0	151	314	8.5%
4 - 5 years	35	0	43	78	2.1%
More than 5 years	67	0	51	118	3.2%
Total Paroles and Conditional Pardons Revoked	2,013	2	1,679	3,694	

¹158 of these revocations were applicable to inmates released last fiscal year.

Chart 2

Revocation Percentages over a Five Year Period

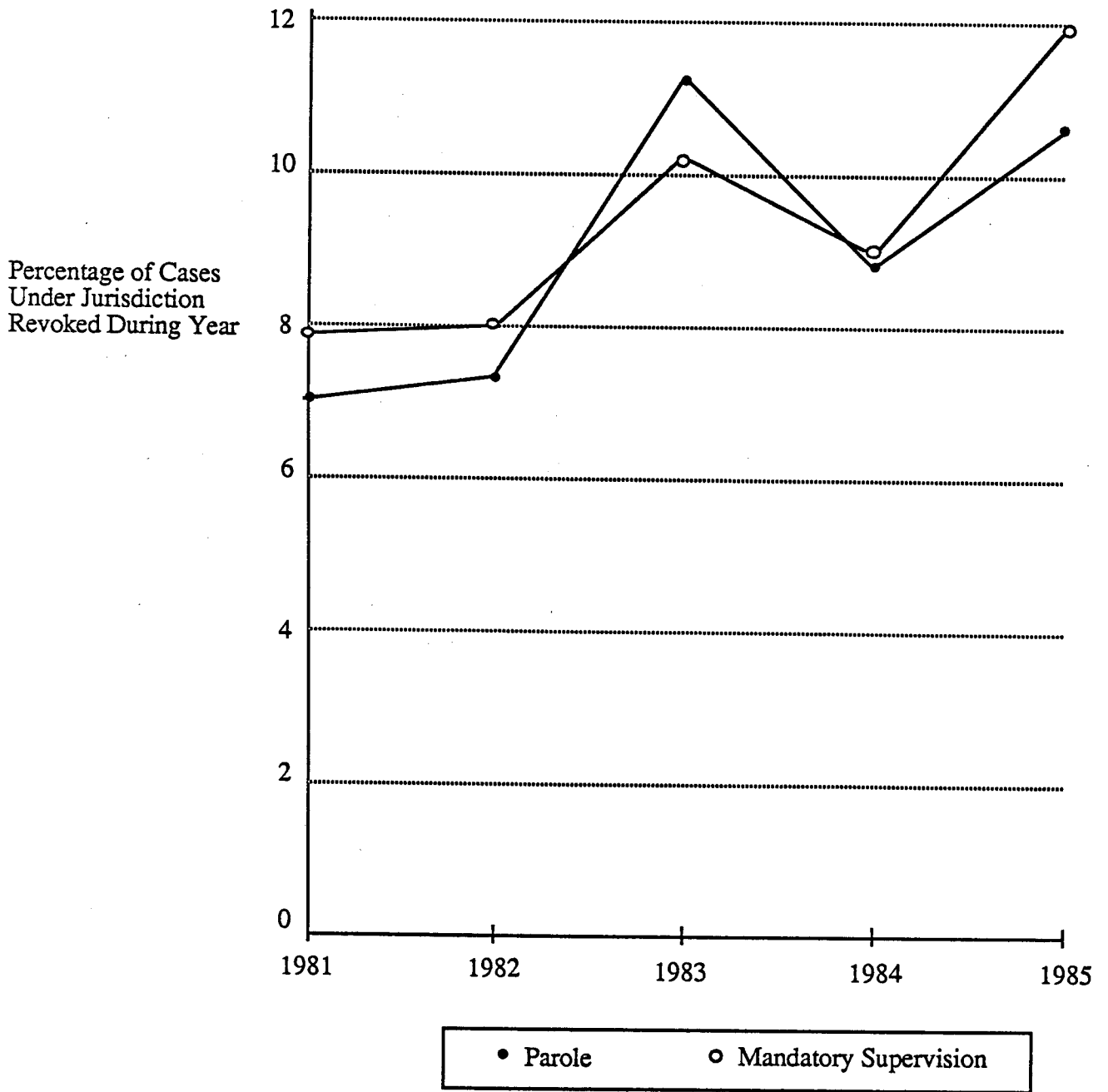


Table 9

**Causes for 3,199 Revocations This Fiscal Year and Length of Time
Inmates Had Remained on Mandatory Supervision
before Revocation**

Number of Years	To Texas Prison	To Other Prison	Other Violations No Conviction	Total	Percent of Total
Less than 1 year	557	0	613	1,170 ¹	36.6%
1 - 2 years	966	0	762	1,728	54.0%
2 - 3 years	169	0	105	274	8.6%
3 - 4 years	15	0	8	23	0.7%
4 - 5 years	2	0	0	2	0.1%
More than 5 years	2	0	0	2	0.1%
Total Mandatory Supervision Cases Revoked	1,711	0	1,488	3,199	

¹406 of these revocations were applicable to inmates released last fiscal year.

Table 10

Executive Clemency-Related Activity

Part A

Actions on Executive Clemency Recommendations Submitted to Governor in Fiscal Year 1985

Description	Number Considered	Number Recommended	Approved by Governor	Refused by Governor	Withdrawn by Board	Number Cases in Process	Number Actions Effected
Commutations of Death Sentence	1	1	1	0	0	0	1
Commutations of other Sentences	247	86	16	53	0	17	16
Emergency Reprieves	11	2	2	0	0	0	2
Full pardons and/or restoration of civil rights	1,216	222	6	73	3	140	6
Total Clemency-Related Actions	1,475	311	25	126	3	157	25

Part B

Actions on Executive Clemency Recommendations Submitted to the Governor prior to this Fiscal Year

Description	Number Recommended	Approved by Governor	Refused by Governor	Withdrawn by Board	Number Cases in Process	Number Actions Effected
Commutations of other Sentences	46	5	29	12	0	5
Full Pardons and/or Restoration of Civil Rights	217	10	173	5	29	10
Total Clemency-Related Actions	263	15	202	17	29	15

Table 11**Number of Releasees under the Jurisdiction of the Board
at the end of Fiscal Year 1985**

Texas parolees reporting to parole officers in Texas.....	17,745
Texas MS releasees reporting to parole officers in Texas.....	15,181
Texas parolees out-of-state.....	1,517
Texas MS releasees out-of-state.....	637
Texas parolees released to detainers ¹	1,900
Texas MS releasees released to detainers ¹	727
Texas parolees in an annual report status.....	4,710
Texas MS releasees in an annual report status.....	656
Texas parolees released from reporting.....	247
Texas MS releasees released from reporting.....	0
Texas parolees released to special caseload.....	8
Texas MS releasees released to special caseload.....	2
Texas parolees in an absconder status.....	2,097
Texas MS releasees in an absconder status.....	1,984
Texas parolees released PIA, jurisdiction only status.....	34
Texas MS released to PIA, jurisdiction only status.....	26
Total Number under jurisdiction.....	47,471

¹Includes conditional pardons to USIS.**Table 12****Number of Releasees under the Jurisdiction of the Board
over a Five-Year Period**

Classification	FY81	FY82	FY83	FY84	FY85
Parolees ¹	17,816	20,266	22,202	25,884	28,258
MS releasees	3,848	6,008	9,929	14,899	19,213
Totals	21,664	26,274	32,131	40,783	47,471

¹Includes conditional pardons to USIS.

Table 13

**Number of Releasees under Active Supervision
of Texas Parole Officers at end of Fiscal Year**

Texas parolees in Texas.....	17,820 ¹
Texas MS releasees in Texas.....	15,181
Other state parolees in Texas.....	1,812
Total Number Under Supervision.....	34,813

¹Includes 75 pre-parolees.

Table 14

**Number of Releasees under Active Supervision of
Texas Parole Officers over a Five-Year Period**

Classification	FY81	FY82	FY83	FY84	FY85
Parolees ¹	10,929	12,945	14,415	17,279	17,820
MS releasees	3,148	5,004	8,344	12,422	15,181
Other state parolees in Texas	1,389	1,635	1,613	1,761	1,812
Totals	15,466	19,584	24,372	31,462	34,813

¹Includes pre-parolees.

Table 15

**Status of Interstate Compact Cases at
End of Fiscal Year**

Classification	Parole	MS	Total
Texas cases in other states	1,517	637	2,154
Other state cases in Texas	1,812	-	1,812
Total	3,329	637	3,966

Chart 3

Releases Under Active Supervision over a Five-Year Period

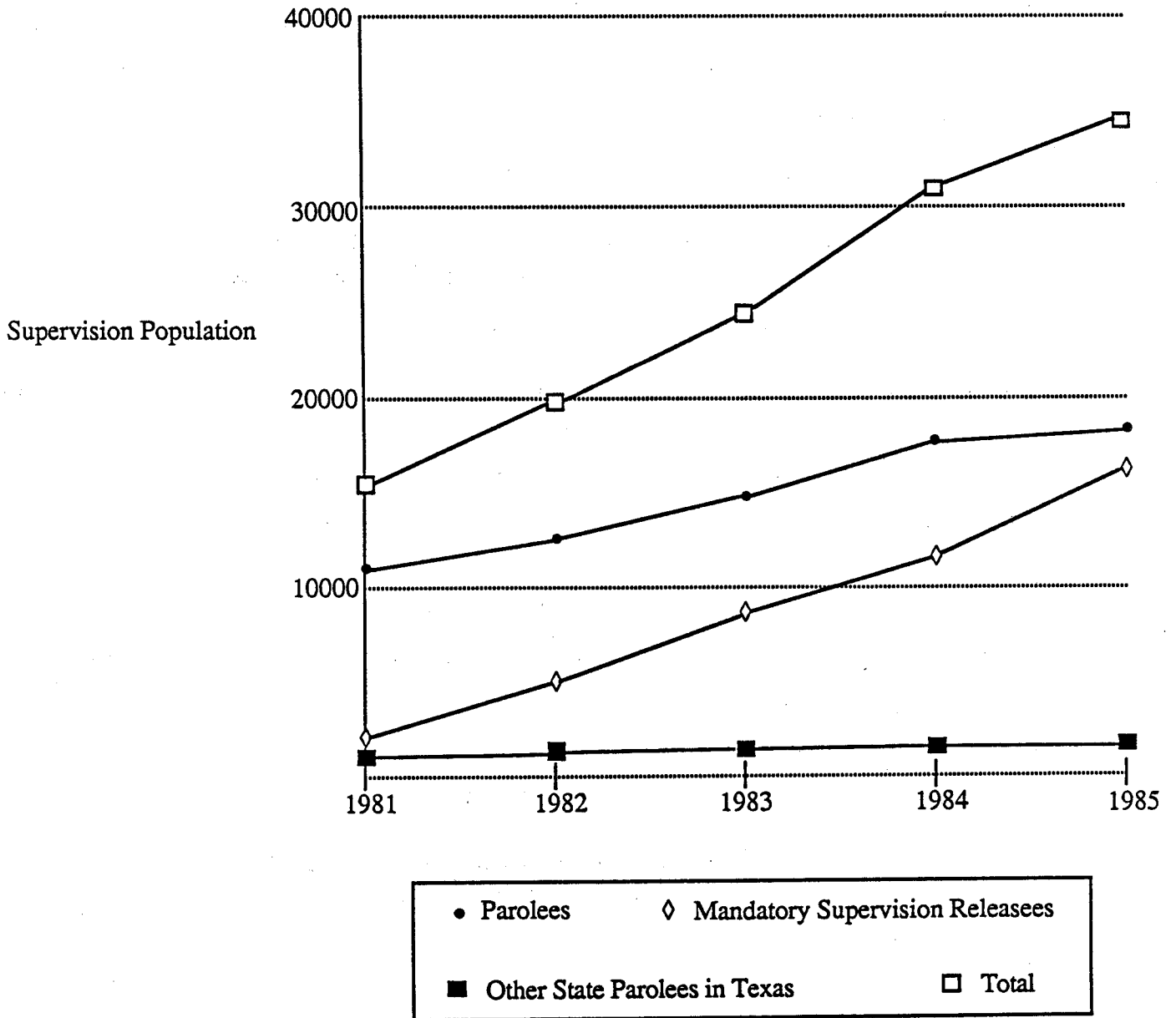


Chart 4

TDC Releases over a Five-Year Period

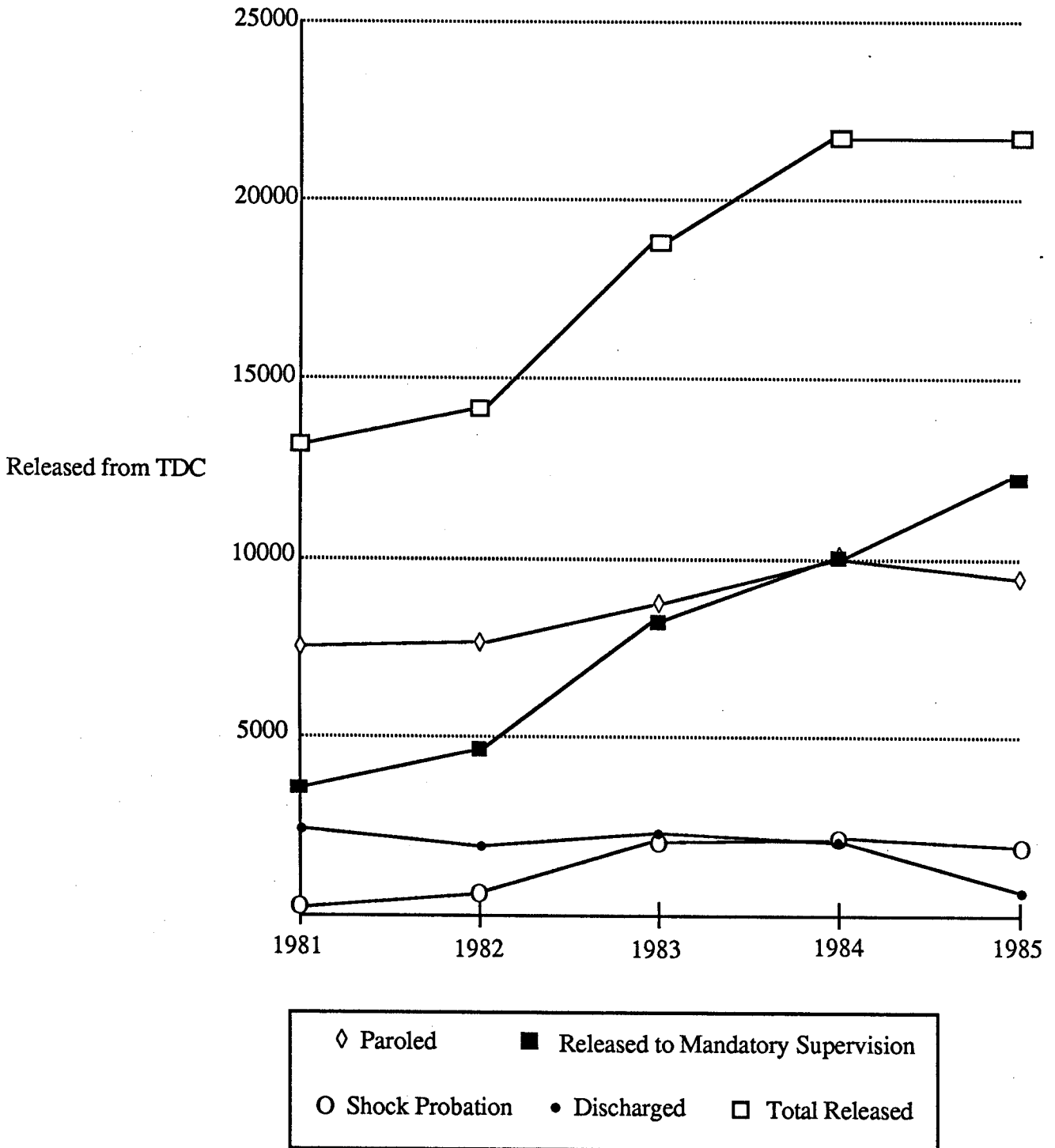


Table 16
Status of Interstate Compact Cases
over a Five-Year Period

	FY81	FY82	FY83	FY84	FY85
Classification	MS/ Parole	MS/ Parole	MS/ Parole	MS/ Parole	MS/ Parole
Texas cases in other states	1,279	1,398	1,659	2,023	2,154
Other state cases in Texas	1,389	1,635	1,613	1,761	1,812
Annual Grand Totals	2,668	3,033	3,272	3,784	3,966

Table 17
TDC Releases over a Five-Year Period

Fiscal Year	Discharged	Paroled	Released to Mandatory Supervision	Shock Probation	Total
1981	1,927 (15%)	7,503 ¹ (59%)	3,327 (26%)	33 (0.3%)	12,790 (100%)
1982	1,554 (11%)	7,516 ¹ (53%)	4,522 (32%)	486 (3%)	14,078 (100%)
1983	1,985 (10%)	8,703 ¹ (43%)	7,659 (38%)	1,846 (9%)	20,193 (100%)
1984	1,708 (7%)	10,091 ¹ (43%)	10,053 (43%)	1,723 (7%)	23,575 (100%)
1985	405 (2%)	9,392 ¹ (40%)	11,899 ¹ (51%)	1,725 (7%)	23,421 (100%)

¹Includes reinstatements.

Table 18**Releasees Placed in Halfway
Houses in Fiscal Year 1985**

Source	Parolees	Mandatory Supervision Releasees	Early Mandatory Supervision Releasees	Pre-Parolees	Totals
Placed From TDC	1,335	1,176	739	157	3,407
Placed From Field	429	416	29	N/A	874
Totals	1,764	1,592	768	157	4,281

Table 19**Halfway House Placements
over a Five-Year Period**

Type Release	FY81	FY82	FY83	FY84	FY85
Parole	2,313	2,999	2,506	1,917	1,764
Mandatory Supervision	386	875	1,974	2,416	2,360
Pre-Parole	0	0	0	141	157
Totals	2,699	3,874	4,480	4,474	4,281

Chart 5

Halfway House Placements over a Five Year Period

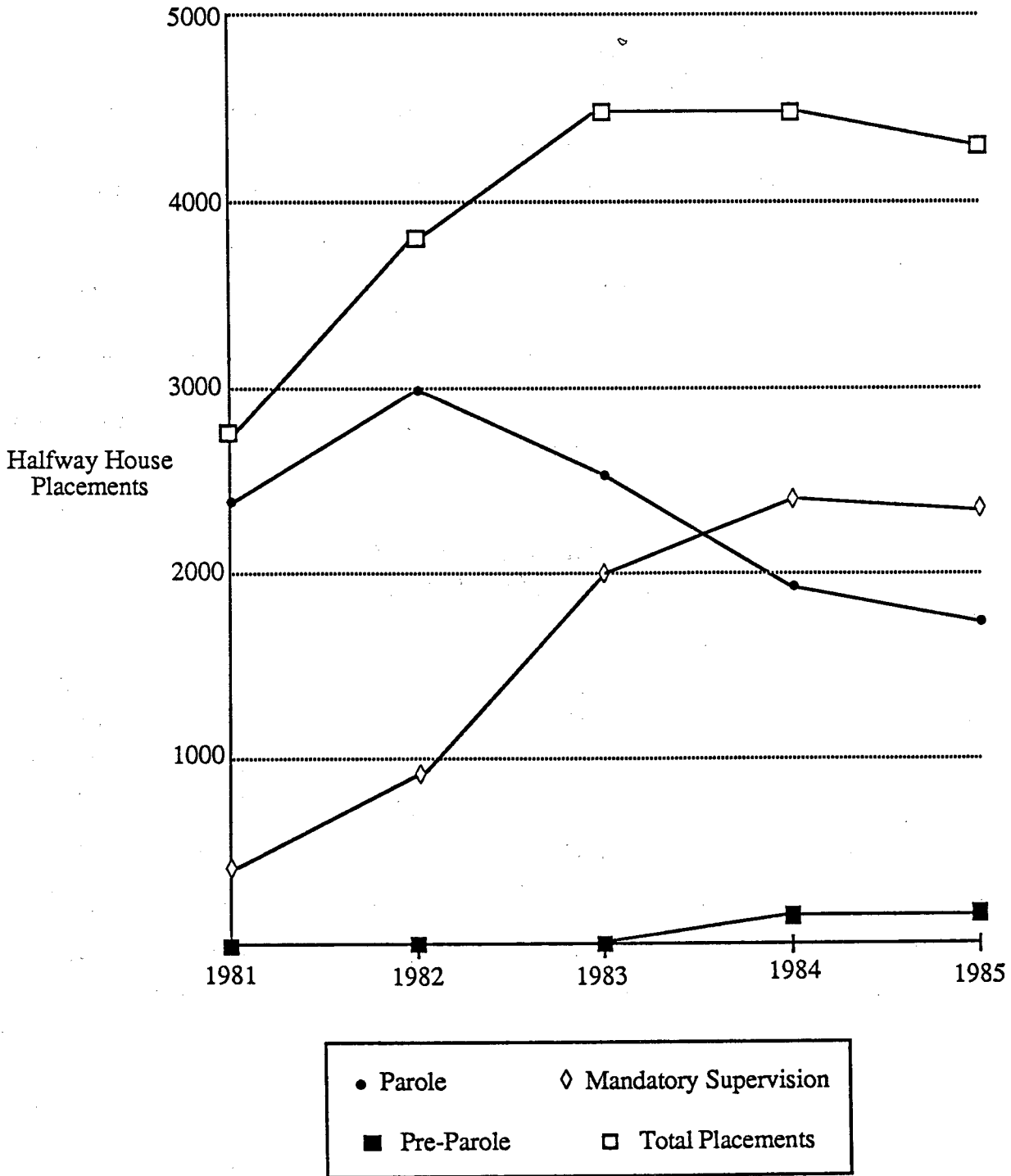


Table 20

Previous Criminal Record of 9,392 Inmates
Released to Parole in Fiscal Year 1985
Classified by Ethnic Group

Previous Criminal Record	Ethnic Group			Total
	White	Black	Hispanic	
No Prior Incarcerations	2,625	2,127	1,251	6,003
Adult Incarcerations Only:				
One	612	645	253	1,510
Two	167	230	89	486
Three or more	107	110	43	260
Juvenile Incarcerations Only:				
One	211	155	112	478
Two	45	30	15	90
Three or more	12	7	8	27
Adult and Juvenile Incarcerations:				
Two	76	85	32	193
Three	18	20	9	47
Four or more	91	146	61	298
Total Inmates Released	3,964	3,555	1,873	9,392

Table 21

**Previous Criminal Record of 11,899 Inmates
Released on Mandatory Supervision in Fiscal Year 1985
Classified by Ethnic Group**

Previous Criminal Record	Ethnic Group			Total
	White	Black	Hispanic	
No Prior Incarcerations	2,645	2,245	1,348	6,238
Adult Incarcerations Only:				
One	997	1,008	455	2,460
Two	355	394	129	878
Three or more	249	195	69	513
Juvenile Incarcerations Only:				
One	215	203	113	531
Two	52	63	42	157
Three or more	16	17	9	42
Adult and Juvenile Incarcerations:				
Two	175	175	79	429
Three	48	46	42	136
Four or more	221	192	102	515
Total Inmates Released:	4,973	4,538	2,388	11,899

Table 22**Age of 9,392 Inmates Released to Parole in
Fiscal Year 1985
Classified by Ethnic Group**

Age Group	Ethnic Group			Total
	White	Black	Hispanic	
17 to 20	422	355	257	1,034
21 to 25	1,243	970	590	2,803
26 to 30	920	966	349	2,235
31 to 40	907	917	454	2,278
41 to 50	318	231	168	717
51 to 60	128	93	48	269
61 to 70	23	17	7	47
71 to 80	3	6	0	9
81 to 90	0	0	0	0
Total Inmates Released	3,964	3,555	1,873	9,392

Table 23**Age of 11,899 Inmates Released to Mandatory Supervision
in Fiscal Year 1985
Classified by Ethnic Group**

Age Group	Ethnic Group			Total
	White	Black	Hispanic	
17 to 20	340	322	217	879
21 to 25	1,365	1,374	768	3,507
26 to 30	1,241	1,232	581	3,054
31 to 40	1,280	1,194	601	3,075
41 to 50	477	296	153	926
51 to 60	211	102	51	364
61 to 70	53	16	16	85
71 to 80	6	2	1	9
81 to 90	0	0	0	0
Total Inmates Released	4,973	4,538	2,388	11,899

Table 24

**Sex of 9,392 Inmates Released to Parole in
Fiscal Year 1985
Classified by Ethnic Group**

Sex	Ethnic Group			Total
	White	Black	Hispanic	
Male	3,584	3,196	1,772	8,552
Female	380	359	101	840
Total Inmates Released	3,964	3,555	1,873	9,392

Table 25

**Sex of 11,899 Inmates Released on Mandatory Supervision
in Fiscal Year 1985
Classified by Ethnic Group**

Sex	Ethnic Group			Total
	White	Black	Hispanic	
Male	4,680	4,134	2,296	11,110
Female	293	404	92	789
Total Inmates Released	4,973	4,538	2,388	11,899

Table 26

**Education of 9,392 Inmates Released to Parole in
Fiscal Year 1985
Classified by Ethnic Group**

Grade Completed*	Ethnic Group			Total
	White	Black	Hispanic	
One - Seven	384	301	567	1,252
Eight	484	379	351	1,214
Nine	601	538	278	1,417
Ten	499	628	180	1,307
Eleven	328	587	96	1,011
Twelve	1,232	820	267	2,319
One Year of college	181	113	35	329
Two Years of college	60	45	17	122
Three Years of college	36	29	4	69
Four years of college	38	18	3	59
Five years of college	18	7	5	30
Total whose education is known	3,861	3,465	1,803	9,129
No education reported	103	90	70	263
Total Inmates Released	3,964	3,555	1,873	9,392

*Not verified: Information obtained from inmates' statements.

Table 27**Education of 11,899 Inmates Released on Mandatory Supervision
in Fiscal Year 1985
Classified by Ethnic Group**

Grade Completed*	Ethnic Group			Total
	White	Black	Hispanic	
One - Seven	605	440	802	1,847
Eight	634	476	427	1,537
Nine	673	686	350	1,709
Ten	593	772	183	1,548
Eleven	374	689	88	1,151
Twelve	1,504	1,023	298	2,825
One year of college	228	173	48	449
Two years of college	90	62	17	169
Three years of college	35	28	6	69
Four years of college	45	18	3	66
Five or more years of college	11	6	1	18
Total whose education is known	4,792	4,373	2,223	11,388
No education reported	181	165	165	511
Total Inmates Released	4,973	4,538	2,388	11,899

*Not verified: Information obtained from inmates' statements.

Table 28

9,392 Inmates Released to Parole in Fiscal Year
1985 Classified by Type of
Crime Committed and Length of Sentence Received

Crime	Length of Sentence in Years														Life	Total
	2 to 3	3 to 4	4 to 5	5 to 6	6 to 7	7 to 8	8 to 9	9 to 10	10 to 15	15 to 20	20 to 30	30 to 40	40 to 50	50 & up		
Arson	4	2	6	5	3	3	1	0	5	0	2	0	0	0	1	32
Assault	26	22	20	34	12	11	9	1	22	3	1	3	0	1	7	172
Burglary	285	353	268	931	211	220	220	36	485	194	124	16	8	23	86	3,460
Carrying firearms	24	13	6	9	6	3	3	1	5	2	4	0	2	0	9	87
Damaging property	22	12	6	10	3	1	2	1	3	0	0	1	0	0	0	61
Driving w/o owner's consent	63	87	72	72	21	18	11	1	24	5	3	0	0	1	8	386
DWI	106	107	34	42	1	0	1	0	2	0	1	0	0	0	0	294
Escape	4	3	3	10	1	1	6	0	10	4	2	0	1	0	4	49
Forgery	112	118	93	125	34	28	31	9	70	16	8	1	0	0	7	652
Fraud/Swindling	26	29	23	26	9	6	5	1	6	0	1	0	0	1	3	136
Kidnapping	1	0	0	1	1	0	2	0	2	1	2	1	0	0	1	12
Murder	4	9	11	22	15	16	14	2	77	54	44	17	5	33	36	359
Narcotics	163	203	142	297	82	65	64	6	126	39	33	8	5	13	35	1,281
Perjury	1	0	1	2	0	1	1	0	4	1	0	0	0	0	1	12
Rape	0	0	0	5	2	5	4	0	13	7	15	6	7	11	15	90
Robbery	19	52	33	86	40	54	73	15	193	96	74	29	11	49	55	879
Sex offenses (excluding rape)	4	13	10	10	4	2	5	0	5	2	5	0	1	2	3	66
Theft	218	254	206	229	68	57	73	8	141	39	15	5	3	0	29	1,345
Miscellaneous	5	6	2	2	0	0	0	1	3	0	0	0	0	0	0	19
TOTAL	1,087	1,283	936	1,918	513	491	525	82	1,196	463	334	87	43	134	300	9,392

Table 29

11,899 Inmates Released to Mandatory Supervision in Fiscal Year
1985 Classified by Type of
Crime Committed and Length of Sentence Received

Crime	Length of Sentence in Years														Life	Total
	2 to 3	3 to 4	4 to 5	5 to 6	6 to 7	7 to 8	8 to 9	9 to 10	10 to 15	15 to 20	20 to 30	30 to 40	40 to 50	50 & up		
Arson	18	17	17	28	4	3	1	0	9	0	0	0	0	0	0	97
Assault	233	128	81	130	30	19	20	2	38	6	2	0	0	0	0	689
Burglary	717	507	276	797	185	140	136	14	193	27	8	0	0	0	0	3,000
Carrying firearms	91	38	15	26	9	7	6	1	7	3	0	0	0	0	0	203
Damaging property	45	28	6	6	3	1	3	0	0	0	0	0	0	0	0	92
Driving w/o owner's consent	221	131	89	82	21	15	12	2	21	2	2	0	0	0	0	598
DWI	383	140	42	59	0	2	0	0	2	0	0	0	0	0	0	628
Escape	22	12	11	13	4	2	3	0	14	2	0	0	0	0	0	83
Forgery	260	169	82	125	27	23	21	0	35	1	1	0	0	0	0	744
Fraud/Swindling	67	50	20	30	6	2	2	0	6	1	0	0	0	0	0	184
Kidnapping	3	6	4	13	6	5	6	0	10	3	1	0	0	0	0	57
Murder	44	59	37	125	19	31	26	10	115	42	9	0	0	0	0	517
Narcotics	417	234	73	137	43	30	15	0	20	6	5	0	0	0	0	980
Perjury	13	4	2	5	1	0	1	0	0	0	0	0	0	0	0	26
Rape	11	17	22	78	23	19	25	4	57	31	5	0	0	0	0	292
Robbery	145	120	65	400	73	112	100	21	231	104	13	0	0	0	0	1,384
Sex offenses (excluding rape)	104	92	52	122	31	26	23	4	47	11	4	0	0	0	0	516
Theft	608	431	212	279	88	58	47	13	60	6	0	0	0	0	0	1,802
Miscellaneous	4	0	2	0	1	0	0	0	0	0	0	0	0	0	0	7
TOTAL	3,406	2,183	1,108	2,455	574	495	447	71	865	245	50	0	0	0	0	11,899

Table 30

**3,694 Inmates Whose Paroles or Conditional Pardons were
Revoked in Fiscal Year 1985
Classified by Crime Committed and
Length of Sentence Received**

Crime	Length of Sentence in Years														Life	Total
	2 to 3	3 to 4	4 to 5	5 to 6	6 to 7	7 to 8	8 to 9	9 to 10	10 to 15	15 to 20	20 to 30	30 to 40	40 to 50	50 & up		
Arson	0	2	3	1	1	4	0	0	2	0	1	0	0	0	1	15
Assault	2	3	6	12	7	9	4	2	13	3	3	0	0	1	1	66
Burglary	25	171	130	503	145	112	133	16	251	83	65	11	2	1	19	1,667
Carrying firearms	0	7	5	8	0	0	1	0	6	1	3	1	0	1	2	35
Damaging property	0	3	4	3	1	0	0	0	3	0	1	0	0	0	0	15
Driving w/o owner's consent	8	23	29	37	8	5	4	2	16	3	4	0	0	0	1	140
DWI	0	22	9	10	0	0	1	0	1	0	0	0	0	1	0	44
Escape	0	1	0	3	1	3	5	1	4	1	1	1	0	0	0	21
Forgery	4	33	36	70	18	16	16	4	27	4	4	0	0	0	2	234
Fraud/Swindling	1	14	3	10	2	1	1	0	5	2	3	0	0	1	0	43
Kidnapping	0	0	0	0	0	1	0	0	0	1	1	1	0	1	0	5
Murder	0	2	0	9	2	3	3	1	13	12	15	7	4	9	22	102
Narcotics	8	30	22	54	19	15	13	5	34	29	32	7	1	2	8	279
Perjury	1	0	0	2	1	0	0	0	0	0	0	0	0	0	0	4
Rape	0	0	0	0	0	2	0	0	3	2	6	1	0	9	4	27
Robbery	3	13	17	66	27	18	26	3	100	42	61	25	8	20	21	450
Sex offenses (excluding rape)	0	2	0	1	0	0	4	1	3	0	0	1	0	0	1	13
Theft	15	98	79	133	43	29	34	6	59	14	14	2	0	0	8	534
Miscellaneous	0	0	0	0	0	0	0	0	0	0	0	0	0	0	0	0
TOTAL	67	424	343	922	275	218	245	41	540	197	214	57	15	46	90	3,694

Table 31

3,199 Inmates Whose Mandatory Supervisions were
Revoked in Fiscal Year 1985
Classified by Crime Committed and
Length of Sentence Received

Crime	Length of Sentence in Years														Total	
	2 to 3	3 to 4	4 to 5	5 to 6	6 to 7	7 to 8	8 to 9	9 to 10	10 to 15	15 to 20	20 to 30	30 to 40	40 to 50 & up	Life		
Arson	4	1	3	7	2	1	0	0	1	0	0	0	0	0	0	19
Assault	36	30	15	28	7	3	7	0	8	1	0	0	0	0	0	135
Burglary	191	169	84	280	68	73	37	11	59	6	0	0	0	0	0	978
Carrying firearms	10	9	3	12	4	0	1	0	3	1	0	0	0	0	0	43
Damaging property	7	4	4	5	0	0	0	0	1	0	0	0	0	0	0	21
Driving w/o owner's consent	65	49	25	37	10	3	1	0	5	0	0	0	0	0	0	195
DWI	62	33	7	8	0	0	0	0	0	0	0	0	0	0	0	110
Escape	5	3	3	6	0	2	2	0	0	0	0	0	0	0	0	21
Forgery	61	53	29	46	12	4	8	1	11	1	0	0	0	0	0	226
Fraud/Swindling	13	12	7	7	0	1	2	1	1	0	0	0	0	0	0	44
Kidnapping	1	4	1	2	0	1	1	0	3	0	0	0	0	0	0	13
Murder	3	4	3	23	3	9	6	4	20	1	0	0	0	0	0	76
Narcotics	67	31	16	33	12	6	7	2	6	0	0	0	0	0	0	180
Perjury	1	1	0	2	0	0	0	0	0	0	0	0	0	0	0	4
Rape	4	9	9	17	7	7	8	3	15	4	0	0	0	0	0	83
Robbery	40	30	26	132	30	41	24	7	71	9	0	0	0	0	0	410
Sex offenses (excluding rape)	12	11	9	8	10	1	3	0	5	2	0	0	0	0	0	61
Theft	187	114	68	126	33	11	16	2	19	1	0	0	0	0	0	577
Miscellaneous	1	0	1	1	0	0	0	0	0	0	0	0	0	0	0	3
TOTAL	770	567	313	780	198	163	123	31	228	26	0	0	0	0	0	3,199

Table 32

**9,392 Inmates Released to Parole in Fiscal Year 1985
Classified by
Length of Sentence Received and Percentage of Time
Accredited to Sentence at Time of Release**

Percentage of Time Served, Including Good-Time

Length of Sentence in Years	30% to 40%	41% to 50%	51% to 60%	61% to 70%	71% to 80%	81% to 90%	91% to 100%	15 Years Time Credit or More	20 Years Time Credit or More	Total
1 to 2	0	1	0	0	1	1	1	0	0	4
2 to 3	42	182	209	348	174	84	44	0	0	1,083
3 to 4	156	362	253	256	136	70	50	0	0	1,283
4 to 5	221	285	219	112	56	31	12	0	0	936
5 to 6	682	477	333	211	120	60	34	0	0	1,917
6 to 7	154	109	62	91	53	36	8	0	0	513
7 to 8	133	66	82	78	93	35	4	0	0	491
8 to 9	148	55	104	98	71	45	4	0	0	525
9 to 10	13	6	11	18	20	13	1	0	0	82
10 to 15	242	160	255	171	159	181	28	0	0	1,196
15 to 20	52	81	67	67	72	99	25	0	0	463
20 to 30	51	43	47	55	46	46	21	0	25	334
30 to 40	8	11	17	5	0	0	0	2	44	87
40 to 50	7	4	0	0	0	0	0	1	31	43
50 to 60	10	0	0	0	0	0	0	2	39	51
60 & up	0	0	0	0	0	0	0	14	69	83
Life	0	0	0	0	0	0	0	34	267	301
Total	1,919	1,842	1,659	1,510	1,001	701	232	53	475	9,392

Table 33

**Disposition of Out-of-State Application for Acceptance
of Parole Supervision in Texas Classified
According to Requesting State**

	Applications Made	Applications Accepted	Applications Refused	Applications Withdrawn	Applications Pending	Special Investigations
Alabama	16	9	3	1	3	11
Alaska	2	1	1	0	0	0
Arizona	31	26	5	0	0	0
Arkansas	92	72	18	0	2	0
California	150	125	20	5	0	1
Colorado	40	32	7	1	0	0
Connecticut	1	1	0	0	0	0
Delaware	1	0	0	1	0	0
Dist. of Columbia	0	0	0	0	0	0
Florida	24	19	3	0	2	9
Georgia	26	21	3	2	0	16
Hawaii	1	0	0	0	1	1
Idaho	9	6	2	1	0	1
Illinois	79	63	11	5	0	3
Indiana	33	26	5	2	0	1
Iowa	30	21	9	0	0	0
Kansas	87	61	15	4	7	1
Kentucky	33	26	5	1	1	2
Louisiana	94	65	20	9	0	13
Maine	0	0	0	0	0	0
Maryland	2	2	0	0	0	1
Massachusetts	4	3	1	0	0	1
Michigan	53	40	10	3	0	4
Minnesota	10	7	1	2	0	2
Mississippi	60	45	12	3	0	0

Table 33
(Continued)

	Applications Made	Applications Accepted	Applications Refused	Applications Withdrawn	Applications Pending	Special Investigations
Missouri	66	44	16	3	3	5
Montana	6	5	1	0	0	0
Nebraska	5	4	1	0	0	0
Nevada	16	16	0	0	0	0
New Hampshire	2	1	0	1	0	0
New Jersey	14	7	4	0	3	7
New Mexico	50	40	9	0	1	2
New York	40	32	8	0	0	1
North Carolina	7	6	1	0	0	1
North Dakota	2	2	0	0	0	0
Ohio	43	35	5	1	2	5
Oklahoma	43	36	0	5	2	11
Oregon	5	3	2	0	0	0
Pennsylvania	32	25	3	1	3	4
Puerto Rico	0	0	0	0	0	0
Rhode Island	1	1	0	0	0	0
South Carolina	18	13	4	1	0	3
South Dakota	8	8	0	0	0	0
Tennessee	50	32	9	2	7	1
Utah	7	5	0	0	2	0
Vermont	4	2	1	1	0	0
Virginia	30	27	1	1	1	5
Washington	23	21	0	2	0	2
West Virginia	7	4	2	0	1	1
Wisconsin	31	28	3	0	0	0
Wyoming	5	5	0	0	0	0
Totals	1,393	1,073	221	58	41	115

Explanation of Table 34

Table 34 shows the present status of inmates released from the Texas Department of Corrections on parole or conditional pardon in the 38-year period beginning September 1, 1947, and ending August 31, 1985.

A total of Column I (which gives the total number released each year) shows that 128,758 inmates were released during the entire 38-year period. A total of Column II (which gives the number still on active parole out of the total released each year) shows that 28,924 inmates released over the 38-year period are still serving satisfactorily on parole or conditional pardon. Many inmates have already completed their paroles or conditional pardons and have been discharged from their sentences. A total of Column III (which gives those terminated satisfactorily out of the total released each year) shows that 66,078 released during the 38-year period have already satisfactorily terminated their paroles or conditional pardons. Some parolees have violated their paroles or conditional pardons, and clemency or parole has been revoked. A total of Column IV (which gives those revoked out of the total released each year) shows that 33,756 over the 38-year period have been revoked. These were revoked because of new felony convictions or for technical violations of parole.

As can be seen, Columns II, III and IV are constantly changing from year to year as parolees discharge their sentences or are revoked. For instance, there are at present only 312 parolees out of the 4,788 released in 1975 who are still on active parole. The others have discharged their sentences or have been revoked. On the other hand, there are 8,989 out of the 9,392 released in 1985 still on active parole. This is because those released in 1975 have had 10 years to discharge their sentences while on parole or conditional pardon, while those released in 1985 have had only one year towards discharging their sentences.

Table 34

**Present Status of 128,758 Inmates Paroled from
the Texas Department of Corrections
over a 38-Year Period
Ending August 31, 1985**

Years	Column I Released	Column II Active	Column III Terminated	Column IV Revoked*
1948	747	6	645	96
1949	761	7	629	125
1950	913	22	727	164
1951	1,125	8	862	255
1952	913	18	661	234
1953	759	32	532	195
1954	837	87	542	208
1955	1,247	105	809	333
1956	1,191	61	777	353
1957	894	38	548	308
1958	1,186	49	734	403
1959	1,759	39	1,153	567
1960	2,336	63	1,455	818
1961	2,552	53	1,613	886
1962	2,548	48	1,660	840
1963	2,787	70	1,751	966
1964	3,166	73	1,929	1,164
1965	2,407	49	1,470	888
1966	2,200	48	1,453	699
1967	1,737	63	1,182	492
1968	1,921	53	1,229	639
1969	1,943	63	1,177	703
1970	2,058	76	1,316	666
1971	2,278	95	1,584	599
1972	3,375	192	2,450	733
1973	3,770	211	2,729	830
1974	4,237	243	3,256	738
1975	4,788	312	3,476	1,000
1976	4,248	302	3,054	892
1977	7,150	403	4,945	1,802
1978	4,948	405	3,227	1,316
1979	7,750	770	4,631	2,349
1980	5,022	541	2,757	1,724
1981	7,503	1,136	3,503	2,864
1982	7,516	2,297	2,785	2,434
1983	8,703	4,294	1,878	2,531
1984	10,091	7,603	704	1,784
1985	9,392	8,989	245	158
Total	128,758	28,924	66,078	33,756

*Revocation after reinstatement of parole is not shown in Column IV for parolees reinstated prior to Fiscal Year 1979.

Explanation of Table 35

This table shows the present status of inmates released from the Texas Department of Corrections on mandatory supervision in the 8-year period beginning September 1, 1977, and ending August 31, 1985.

A total of Column I (which gives the total number released each year) shows that 41,249 inmates were released during the entire 8-year period. A total of Column II (which gives the number still under mandatory supervision out of the total released each year) shows that 20,264 inmates released over the 8-year period are still serving satisfactorily under mandatory supervision. Many inmates have already completed their sentences. A total of Column III (which gives those terminated satisfactorily out of the total released each year) shows that 13,299 released during the 8-year period have already satisfactorily terminated their mandatory supervision status. Some releasees have violated their mandatory supervision status and have been revoked. A total of Column IV (which gives those revoked out of the total released each year) shows that 7,686 over the 8-year period have had their mandatory supervision status revoked. These figures will constantly change from year to year as releasees terminate their sentences or are revoked.

Table 35**Present Status of 41,249 Inmates Released from the Texas
Department of Corrections on Mandatory Supervision
over an Eight-Year Period Ending August 31, 1985**

Years	Column I Released	Column II Active	Column III Terminated	Column IV Revoked
1978	10	0	9	1
1979	739	0	594	145
1980	2,140	144	1,435	561
1981	3,327	162	2,294	871
1982	5,422	1,240	2,909	1,273
1983	7,659	1,533	3,907	2,219
1984	10,053	5,864	1,979	2,210
1985	11,899	11,321	172	406
Total	41,249	20,264	13,299	7,686

Table 36

**Parolees Under Active Supervision
in the State of Texas**

County	Parole Total	County	Parole Total
Anderson	26	Cottle	2
Andrews	10	Crane	3
Angelina	65	Crockett	3
Aransas	20	Crosby	6
Archer	4	Culberson	1
Armstrong	2	Dallam	5
Atascosa	18	Dallas	3,408
Austin	13	Dawson	10
Bailey	5	Deaf Smith	28
Bandera	2	Delta	0
Bastrop	14	Denton	134
Baylor	1	De Witt	32
Bee	25	Dickens	1
Bell	177	Dimmit	3
Bexar	954	Donley	3
Blanco	2	Duval	5
Borden	0	Eastland	14
Bosque	7	Ector	207
Bowie	117	Edwards	0
Brazoria	110	Ellis	66
Brazos	102	El Paso	320
Brewster	3	Erath	15
Briscoe	0	Falls	16
Brooks	9	Fannin	17
Brown	40	Fayette	10
Burleson	18	Fisher	3
Burnet	13	Floyd	6
Caldwell	21	Foard	0
Calhoun	11	Fort Bend	112
Callahan	9	Franklin	4
Cameron	126	Freestone	1
Camp	10	Frio	15
Carson	1	Gaines	11
Cass	21	Galveston	289
Castro	8	Garza	4
Chambers	11	Gillespie	4
Cherokee	26	Goliad	9
Childress	6	Gonzales	12
Clay	2	Gray	27
Cochran	2	Grayson	79
Coke	2	Gregg	143
Coleman	11	Grimes	14
Collin	116	Guadalupe	30
Collingsworth	2	Hale	52
Colorado	10	Hall	7
Comal	30	Hamilton	5
Comanche	9	Hansford	4
Concho	0	Hardeman	3
Cooke	22	Hardin	43
Coryell	17	Harris	5,203

Table 36
(Continued)

County	Parole Total	County	Parole Total
Harrison	66	Lubbock	336
Hartley	4	Lynn	4
Haskell	6	Madison	15
Hays	43	Marion	13
Hemphill	1	Martin	3
Henderson	44	Mason	2
Hidalgo	115	Matagorda	30
Hill	16	Maverick	4
Hockley	15	McCullough	2
Hood	30	McLennan	286
Hopkins	33	McMullen	2
Houston	22	Medina	10
Howard	42	Menard	4
Hudspeth	2	Midland	144
Hunt	56	Milam	25
Hutchinson	25	Mills	1
Irion	2	Mitchell	13
Jack	6	Montague	7
Jackson	13	Montgomery	188
Jasper	30	Moore	11
Jeff Davis	0	Morris	18
Jefferson	516	Motley	0
Jim Hogg	0	Nacogdoches	35
Jim Wells	31	Navarro	58
Johnson	39	Newton	22
Jones	7	Nolan	26
Karnes	15	Nueces	272
Kaufman	67	Ochiltree	12
Kendall	8	Oldham	2
Kenedy	0	Orange	155
Kent	0	Palo Pinto	28
Kerr	30	Panola	17
Kimble	6	Parker	34
Kinney	1	Parmer	6
King	0	Pecos	10
Kleberg	29	Polk	42
Knox	0	Potter	188
Lamar	51	Presidio	2
Lamb	18	Rains	8
Lampasas	13	Randall	34
La Salle	6	Reagan	2
Lavaca	9	Real	2
Lee	7	Red River	16
Leon	9	Reeves	23
Liberty	71	Refugio	7
Limestone	28	Roberts	0
Lipscomb	2	Robertson	26
Live Oak	5	Rockwall	10
Llano	5	Runnels	9
Loving	0	Rusk	38

**Table 36
(Continued)**

County	Parole Total	County	Parole Total
Sabine	6	Trinity	15
San Augustine	5	Tyler	16
San Jacinto	15	Upshur	31
San Patricio	57	Upton	1
San Saba	2	Uvalde	8
Schleicher	3	Val Verde	26
Scurry	33	Van Zandt	40
Shackleford	6	Victoria	83
Shelby	36	Walker	98
Sherman	0	Waller	20
Smith	169	Ward	16
Sommervell	4	Washington	22
Starr	13	Webb	29
Stephens	8	Wharton	35
Sterling	1	Wheeler	4
Stonewall	0	Wichita	100
Sutton	2	Wilbarger	5
Swisher	11	Willacy	8
Tarrant	1,320	Williamson	64
Taylor	155	Wilson	7
Terrell	1	Winkler	15
Terry	16	Wise	22
Throckmorton	1	Wood	16
Titus	18	Yoakum	5
Tom Green	132	Young	20
Travis	463	Zapata	2
		Zavala	7

Parolees from Texas	
Department of Corrections:	17,745
Parolees from Other State	
Prison Systems:	1,812
Total Parolees under Active	
Supervision in Texas:	19,557

Table 37

Mandatory Supervision Releases Under Active Supervision in the State of Texas

County	MS Total	County	MS Total
Anderson	27	Cottle	2
Andrews	8	Crane	0
Angelina	43	Crockett	2
Aransas	12	Crosby	11
Archer	0	Culberson	1
Armstrong	1	Dallam	3
Atascosa	12	Dallas	2,870
Austin	5	Dawson	8
Bailey	7	Deaf Smith	10
Bandera	1	Delta	5
Bastrop	14	Denton	85
Baylor	1	De Witt	5
Bee	21	Dickens	4
Bell	81	Dimmit	0
Bexar	747	Donley	0
Blanco	1	Duval	9
Borden	1	Eastland	16
Bosque	9	Ector	146
Bowie	43	Edwards	1
Brazoria	108	Ellis	54
Brazos	62	El Paso	287
Brewster	2	Erath	12
Briscoe	0	Falls	10
Brooks	9	Fannin	11
Brown	17	Fayette	10
Burleson	10	Fisher	1
Burnet	9	Floyd	6
Caldwell	19	Foard	3
Calhoun	10	Fort Bend	78
Calahan	4	Franklin	4
Cameron	120	Freestone	15
Camp	2	Frio	15
Carson	3	Gaines	6
Cass	8	Galveston	244
Castro	4	Garza	6
Chambers	10	Gillespie	3
Cherokee	30	Goliad	1
Childress	3	Gonzales	13
Clay	0	Gray	10
Cochran	3	Grayson	39
Coke	3	Gregg	95
Coleman	7	Grimes	10
Collin	76	Guadalupe	22
Collingsworth	2	Hale	22
Colorado	3	Hall	4
Comal	17	Hamilton	7
Comanche	4	Hansford	3
Concho	0	Hardeman	4
Cooke	11	Hardin	25
Coryell	15	Harris	4,244

**Table 37
(Continued)**

County	MS Total	County	MS Total
Harrison	30	Madison	7
Hartley	1	Marion	2
Haskell	1	Martin	1
Hays	26	Mason	1
Hemphill	2	Matagorda	14
Henderson	19	Maverick	5
Hidalgo	108	McCullough	5
Hill	19	McLennan	195
Hockley	10	McMullen	0
Hood	24	Medina	5
Hopkins	17	Menard	2
Houston	8	Midland	99
Howard	21	Milam	14
Hudspeth	0	Mills	1
Hunt	35	Mitchell	4
Hutchinson	28	Montague	10
Irion	2	Montgomery	173
Jack	5	Moore	12
Jackson	5	Morris	2
Jasper	15	Motley	0
Jeff Davis	1	Nacogdoches	38
Jefferson	271	Navarro	30
Jim Hogg	0	Newton	6
Jim Wells	37	Nolan	11
Johnson	44	Nueces	244
Jones	5	Ochiltree	3
Karnes	9	Oldham	1
Kaufman	38	Orange	55
Kendall	1	Palo Pinto	10
Kenedy	0	Panola	9
Kent	0	Parker	20
Kerr	11	Parmer	3
Kimble	2	Pecos	6
Kinney	5	Polk	24
King	0	Potter	156
Kleberg	13	Presidio	0
Knox	2	Rains	6
Lamar	35	Randall	11
Lamb	15	Reagan	3
Lampasas	6	Real	0
La Salle	0	Red River	8
Lavaca	7	Reeves	10
Lee	3	Refugio	0
Leon	10	Roberts	0
Liberty	57	Robertson	11
Limestone	12	Rockwall	5
Lipscomb	2	Runnels	6
Live Oak	8	Rusk	26
Llano	3	Sabine	3
Loving	0	San Augustine	7
Lubbock	243	San Jacinto	11
Lynn	1	San Patricio	40

**Table 37
(Continued)**

County	MS Total	County	MS Total
San Saba	1	Upshur	15
Schleicher	1	Upton	2
Scurry	27	Uvalde	9
Shackleford	3	Val Verde	27
Shelby	19	Van Zandt	21
Sherman	0	Victoria	52
Smith	114	Walker	65
Sommervell	0	Waller	16
Starr	3	Ward	7
Stephens	1	Washington	7
Sterling	0	Webb	15
Stonewall	1	Wharton	34
Sutton	0	Wheeler	4
Swisher	5	Wichita	91
Tarrant	1,130	Wilbarger	7
Taylor	59	Willacy	11
Terrell	0	Williamson	40
Terry	6	Wilson	5
Throckmorton	0	Winkler	8
Titus	13	Wise	12
Tom Green	101	Wood	13
Travis	608	Yoakum	9
Trinity	11	Young	18
Tyler	7	Zapata	1
		Zavala	3

**Total Mandatory Supervision
Releasees under Active
Supervision in Texas: 15,181**

GLOSSARY

Active Supervision: Status of parolee in which the parolee must report regularly to a field parole officer.

Commutation of sentence: A form of executive clemency whereby the sentence of the court may be lessened.

Conditional pardon: A form of executive clemency that does not become operative until the grantee has performed some specified act or becomes void after the occurrence of some specified event or remits only a portion of the penalties that are the legal consequences of a crime.

Conditional parole: A category of parole in which an inmate who could not otherwise be paroled, as a condition of his parole, is released to a halfway house only for such period as determined necessary by the Board. It is granted to those inmates who need a transitional facility to assist them in readapting to a free society.

Detainer warrant: A legal or quasi-legal hold order under which a warden having a man in custody will not release him when he completes his sentence, but will make him available to the officers of another jurisdiction to answer the charges or accusations pending in that jurisdiction.

District parole officer: Employee of the Board of Pardons and Paroles responsible for supervision of parolees and mandatory supervision releasees.

Emergency reprieve: A form of executive clemency whereby an inmate may be released from prison to enter a hospital, attend civil court proceedings, attend a funeral of an immediate family member or visit a critically ill immediate family member.

Executive Clemency: Acts of the governor including lessening the severity of a sentence, stay of execution of a death sentence, full pardon, commutation of a sentence imposed in a felony or misdemeanor case, emergency reprieve, medical reprieve, reprieve to attend civil court proceedings or a reprieve of jail sentence.

Further Investigation (FI): An initial determination by the parole panel favorable to parole of an inmate pending further investigation.

FY: Fiscal year -- September 1 through August 31.

Initial Review: The first review conducted by the parole board to determine if an inmate should be paroled at the time in the sentence when the inmate legally reaches the minimum eligibility for parole consideration.

Inmate: A person incarcerated in the Texas Department of Corrections, other penal institution or jail, and serving a sentence imposed upon conviction of a crime.

Institutional parole officer: Parole officer who works within a penal institution to assist inmates and their families in matters concerning parole procedures, parole planning and executive clemency.

Interstate Probation and Parole Compact: An agreement between Texas, the other 49 states, the Virgin Islands and Puerto Rico to allow probationers and parolees to complete their terms in a jurisdiction other than the jurisdiction in which the offense was committed.

Jurisdiction: All persons over whom the Board of Pardons and Paroles has revocation power and who are subject to the orders of the board.

Mandatory Supervision: The release of a prisoner at the expiration of the maximum term less credit for good time earned, but not on parole, for rehabilitation and supervision in the community until the expiration of the calendar sentence.

Pardon: A form of executive clemency which absolves an individual from the legal consequences of his crime and conviction.

Parole: The conditional release, by administrative act, of a convicted offender from a penal or correctional institution, under the continued custody of the state, to serve the remainder of his sentence in the community under supervision.

Parole in absentia: The release of a convicted felon serving a Texas sentence in an institution other than Texas state prison, i.e. other state prisons, federal facilities, or municipal or county jails.

Parolee: Inmate who is released from incarceration in a parole status.

Parole certificate: An order of the Board incorporating a parole agreement which, when fully executed, authorizes the release of an inmate from the Texas Department of Corrections on parole.

Parole eligible: An inmate who has met the legal requirements for parole consideration by a parole panel. Prisoners are normally eligible for parole consideration when their calendar time served plus good conduct time equals one-third of the maximum sentence imposed, or 20 years, whichever is less. If a prisoner has been convicted of a specified aggravated crime, or used a weapon in the commission of the offense, he is not eligible for parole consideration until his actual calendar time served, without consideration of good conduct time, equals one-third of the maximum sentence or 20 calendar years, whichever is less, but in no event shall he be eligible for parole in less than two calendar years.

Parole panel: A three-member panel composed of commissioners and board members for purposes of parole selection, parole revocation or mandatory supervision revocation.

Parole plan: Proposal for residence and employment or provision for maintenance and care of a parolee.

Preliminary investigation: A parole consideration in which it is determined that additional information is necessary before a final disposition can be made.

Pre-parole transfer: Certain inmates serving short sentences for non-violent offenses may be considered for release up to six months prior to their parole eligibility dates. These releases may be sent to a halfway house or other approved residence, and participation requires both a recommendation by the board and concurrence by the director of the Department of Corrections.

Pre-revocation warrant: Warrant authorizing the arrest by any peace officer of a parolee for alleged violation of conditions of his parole.

Probation: Release of a convicted offender by a court under conditions imposed by the court for a specified period during which the imposition of sentence is suspended.

Probation officer: Person employed by one or more courts of record having original jurisdiction to supervise defendants placed on probation.

Reinstatement of parole: A reinstatement of a revoked parole.

Releasee: Inmate released on parole, conditional pardon or mandatory supervision.

Remission of fine or forfeiture: A form of executive clemency releasing the grantee from payment of all or a portion of a fine or cancelling a forfeiture of a bond.

Reprieve: A form of executive clemency releasing the grantee from payment of all or a portion of a fine or cancelling a forfeiture of a bond.

Restoration of rights of citizenship: A form of executive clemency which restores the right to vote, which in turn restores any other civil rights conditioned upon the right to vote; not a full pardon.

Revocation: The cancellation of parole, mandatory supervision status or of a conditional act of executive clemency that subjects the grantee to immediate incarceration to serve the remainder of the sentence or, in the instance of a fine, to immediate payment of the fine.

Revocation hearing: A hearing of evidence by a parole officer to determine whether to withdraw a warrant and continue the releasee on parole/mandatory supervision, or to recommend revocation of parole to the governor when a releasee allegedly violates the parole rules or commits a new offense.

Revoked without prejudice: Refers to revocations of parole on a new conviction of an offense that was committed prior to or about the same time as the offense for which the inmate is presently paroled.

Serve-all (SA): A decision by the parole panel to deny parole, and the inmate is required to serve the remainder of the sentence in prison.

Set-off: A decision by the parole panel in which the offender is not paroled but his/her case is set for review at a later date.

Special review: A parole case consideration in which the inmate is eligible for parole upon or shortly after his/her arrival at the Texas Department of Corrections or, in the case of subsequent reviews, a case in which new and pertinent information dictates that it be reconsidered prior to the originally set-off date or prior to the serve-all date.

Subsequent review: A review conducted by a parole panel to determine if an inmate should be paroled subsequent to the initial review.

Technical violation: Violation, other than a new conviction, of the rules of the Board of Pardons and Paroles.

Texas Department of Corrections (TDC): The agency that manages the state's adult institutional correctional system with responsibility for custody of prisoners confined in its facilities.

Trial reprieve: A form of executive clemency used in jail cases in which an inmate is released for a specified time but not from the penalty of the sentence, nor does the time away from the jail count as time served on the sentence.

USIS: United States Immigration Service.



