

TEXAS TIMBER PRICE TRENDS

Market Overview*

U.S housing starts fell slightly in December after a robust 10.5% gain in the month of November. For 2015, housing starts averaged 1.11 million units, up 10.8 percent from 2014 and the highest since 2007. Texas home sales remained strong in 2015 despite lower oil prices. A reporter noted that mill inventories remained full in East Texas.

Statewide pine sawlog prices averaged \$30.27 per ton, slightly up from last period and up 7% from the price a year ago. Average pine sawlog price was \$32.75 per ton in Northeast Texas and \$29.67 per ton in Southeast Texas.

The statewide average pine pulpwood price was \$8.18 per ton. This was down 8% from last period and down 16% from the price a year ago. In Northeast Texas, the average pine pulpwood price was \$9.14 per ton. It was \$7.84 per ton in Southeast Texas.

Small diameter pine sawlogs (CNS) averaged \$13.25 per ton statewide, up 5% from last period. It was down 11% from the price a year ago.

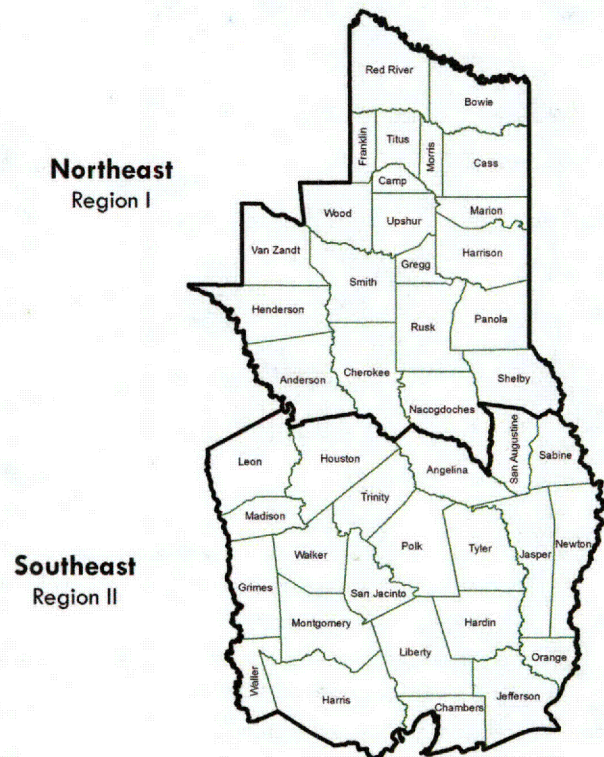
The statewide average mixed hardwood sawlog price was \$38.15 per ton, down 5% from last period and slightly higher than the price a year ago.

The statewide average hardwood pulpwood price was \$14.54 per ton, 3% lower than last

period. It was up 36% from the price a year ago.

*The average prices reported here represent statewide volumes of 54,459 tons of pine sawlogs, 345,972 tons of pine pulpwood, 68,364 tons of pine CNS, 5,428 tons of mixed hardwood sawlogs, and 17,038 tons of hardwood pulpwood during November/December 2015.

Texas Timber Price Trends Market Regions

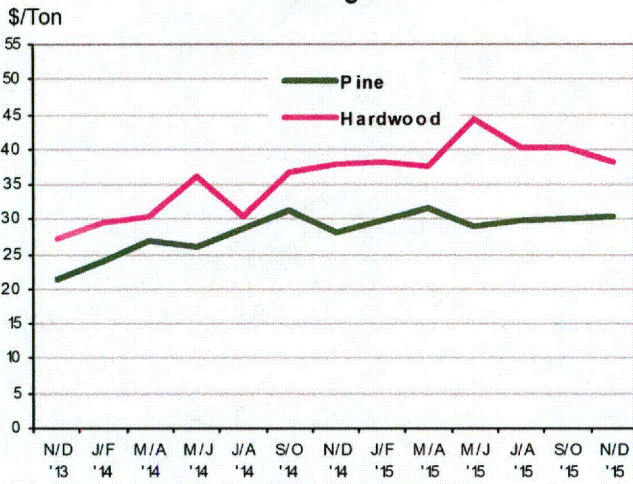


Stumpage Prices in Texas

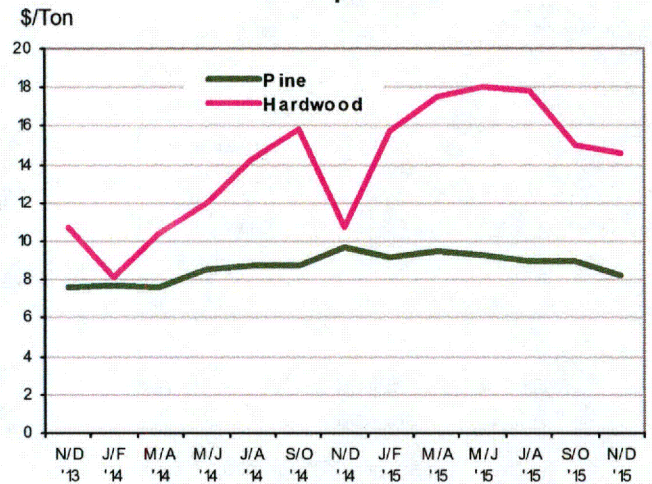
Product /Region	Average Price		Last Period		Year Ago			Report	
PINE									
Sawlogs	\$/Ton	\$/MBF	\$/Ton	\$/MBF	Chg	\$/Ton	\$/MBF	Chg	Number
Northeast TX	\$32.75	\$262.00	\$28.78	\$230.23	14% ↑	\$27.21	\$225.73	20% ↑	21
Southeast TX	\$29.67	\$231.10	\$31.13	\$249.01	-5% ↓	\$28.79	\$230.28	3% ↑	19
Statewide	\$30.27	\$237.02	\$30.14	\$241.16	0% ↑	\$28.17	\$228.53	7% ↑	40
USFS	**	**	**	**	**	**	**	**	**
Pulpwood	\$/Ton	\$/Cord	\$/Ton	\$/Cord	Chg	\$/Ton	\$/Cord	Chg	Number
Northeast TX	\$9.14	\$24.67	\$8.62	\$23.12	6% ↑	\$8.58	\$23.05	7% ↑	28
Southeast TX	\$7.84	\$21.12	\$9.00	\$24.31	-13% ↓	\$10.17	\$27.47	-23% ↓	38
Statewide	\$8.18	\$22.05	\$8.92	\$24.04	-8% ↓	\$9.73	\$26.24	-16% ↓	66
USFS	**	**	**	**	**	**	**	**	**
Chip-N-Saw	\$/Ton	\$/Cord	\$/Ton	\$/Cord	Chg	\$/Ton	\$/Cord	Chg	Number
Northeast TX	\$14.00	\$37.80	\$14.12	\$38.12	-1% ↓	**	**	**	3
Southeast TX	\$13.24	\$35.76	\$12.62	\$34.08	5% ↑	\$14.90	\$40.23	-11% ↓	9
Statewide	\$13.25	\$35.79	\$12.68	\$34.24	5% ↑	\$14.90	\$40.23	-11% ↓	12
HARDWOOD									
Mixed Sawlogs	\$/Ton	\$/MBF	\$/Ton	\$/MBF	Chg	\$/Ton	\$/MBF	Chg	Number
Northeast TX	\$37.11	\$333.99	\$38.81	\$361.25	-4% ↓	\$36.02	\$343.78	3% ↑	6
Southeast TX	\$38.81	\$382.20	\$48.75	\$438.79	-20% ↓	\$42.73	\$384.54	-9% ↓	3
Statewide	\$38.15	\$362.63	\$40.20	\$372.43	-5% ↓	\$38.00	\$356.31	0% ↑	9
USFS	**	**	**	**	**	**	**	**	**
Pulpwood	\$/Ton	\$/Cord	\$/Ton	\$/Cord	Chg	\$/Ton	\$/Cord	Chg	Number
Northeast TX	\$14.52	\$40.64	\$14.59	\$40.86	-1% ↓	\$14.05	\$39.33	3% ↑	11
Southeast TX	\$14.54	\$40.72	\$15.72	\$44.01	-7% ↓	\$8.90	\$24.92	63% ↑	9
Statewide	\$14.54	\$40.70	\$15.05	\$42.15	-3% ↓	\$10.68	\$29.90	36% ↑	20
USFS	**	**	**	**	**	**	**	**	**

1. Stumpage price statistics include gatewood sales. Stumpage prices for gatewood sales are estimated by subtracting cut-and-haul costs, other expenses, and profits provided by reporter.
2. Price is calculated from a specific conversion factor reported for each sale if available; otherwise, the average conversion factors listed on page 4 are used. MBF = Thousand Board Feet. The DOYLE LOG SCALE is used for board foot measurements.
3. Statewide data excludes U.S. Forest Service sales.
4. ** indicates insufficient sales to report price statistics (less than three sales).
5. Prices listed for previous periods may differ from previously published values because additional data have been received.
6. Price change in percentage is calculated based on price in ton.
7. Extreme outliers from reported data are detected and filtered out based on statistical methods.

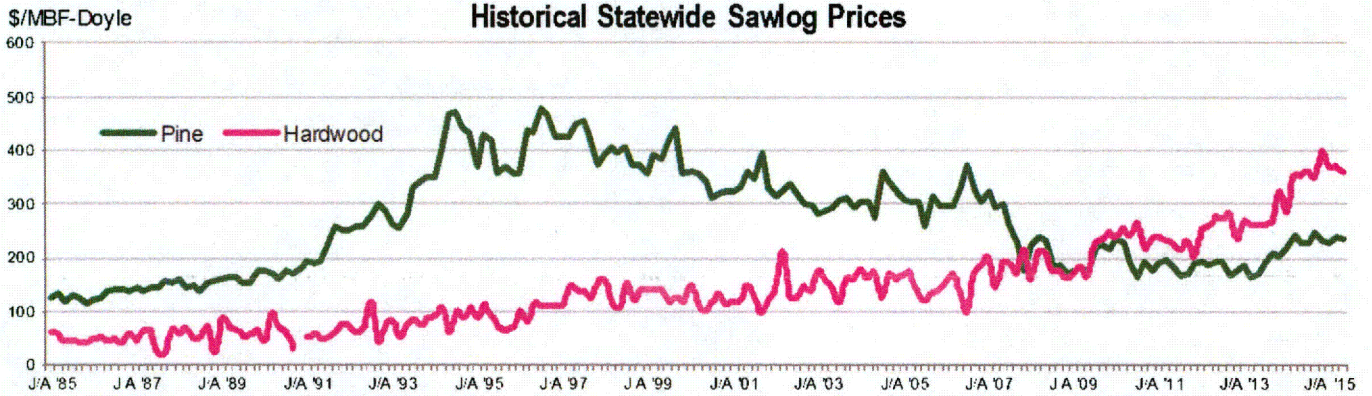
Sawlogs



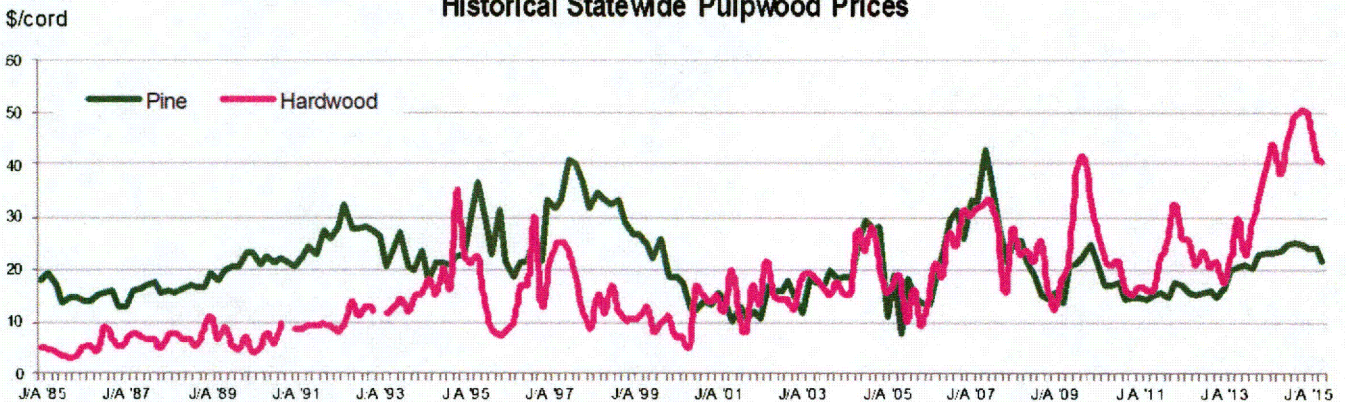
Pulpwood




Historical Statewide Sawlog Prices



Historical Statewide Pulpwood Prices



Note: A gap in the chart means less than 3 sales were reported and no price statistics were compiled.
 For chart data, please go to <http://txforestservicetamu.edu/timberpricetrends/>



Texas Timber Price Trends is a bi-monthly publication reporting average prices paid for standing timber in Texas.

This report is intended only as a guide to general price levels. Individuals inter-

ested in buying and selling timber can use this report to monitor market trends and get a general idea of what timber is worth. However, it should not be used to judge the fair market value of a specific timber sale, which may vary considerably due to many factors.

HOW ARE AVERAGE PRICES CALCULATED?

Data published in this report are from actual timber sales as reported by as many as 60 cooperators active in the East Texas timber market. Reporters include forest product companies, logging contractors, consulting foresters, family forest landowners, financial institutions, and federal agencies.

The prices are volume weighted average prices. The price per ton for each product category is as reported or using a specific conversion factor provided by the reporters. When a specific conversion factor for each sale is not available, an average conversion factor listed here is used instead.

VOLUME CONVERSION FACTORS

Sawlogs & Chip-N-Saw

Pine— 8 tons=1 MBF-Doyle

Pine CNS— 2.7 tons= 1 Cord

Hardwood— 9 tons= 1 MBF-Doyle

Pulpwood

Pine— 2.7 tons=1 Cord

Hardwood— 2.8 tons= 1 Cord

This publication is also available on the Texas A&M Forest Service website at:

<http://txforestsservice.tamu.edu/timberpricetrends/>

WANT TO BE A REPORTER?

If you are active in the East Texas timber market, please consider becoming a cooperating price reporter. You will receive report forms bi-monthly with a self-return envelope. In addition, you will receive a hard copy of the report in exchange for your price information.