

T1322.8
M857 H
2003



REFERENCE

HELPFUL HINTS

ON TITLES AND TAGS

Government Publications
Texas State Documents

SEP 20 2004

Depository
Dallas Public Library



Department Strategy

"Plan It. Build It. Use It. Maintain It. Manage It."

Prepared by the Vehicle Titles and Registration Division

December 2003

TABLE OF CONTENT

Title	
History	1
Conforming Documents	4
Use of Supplemental Dealer Reassignment Forms	9
Use of Secure Power of Attorney Form	11
Odometer Information	14
Various Reasons for Title Application Rejections	16
Lien Information	
Release of Lien	18
Transfer of Lien	18
Repossession by Lienholder or Security Agreement	20
Repossession by a Holder of a Chattel Mortgage	22
Rights of Survivorship Agreement	23
Title Issuance with Certificate of Title Surety Bond	26
Salvage Documents	
Texas Salvage Certificates	28
Texas Nonrepairable and Salvage Certificates of Title	28
Salvage Definitions	
Damage	28
Salvage Motor Vehicle	28
Nonrepairable Motor Vehicles	29
Issuance of Nonrepairable or Salvage Vehicle Titles	29
Required Evidence of Ownership	29
Rebuilt Salvage Vehicles	29
Documents Required on Vehicles Imported into the United States	36
Registration Purposes Only	39
Registration Purposes Only – Import	40
Transfer of Texas Title	42
Collection of Delinquent Penalty	44
Title Transaction Assembly Procedures	46
Year-round Registration	
Registration Period	49
Late Registration	49
New and Out-of-State Vehicles	49
Designation of Registration Period by Owner	49
Financial Responsibility	49
Apprehended Vehicles	50
License Plates	
Expiration of Registration	51
Registration Renewal Notice	53
General Texas Size and Weight Information	54
Texas Maximum Size and Weight Limitations	55
Title Requirements for Commercial Vehicles	60

TABLE OF CONTENTS

Registration of New Commercial Motor Vehicle	61
Commercial Vehicle Information	63
Required Evidence for Out-of-state Commercial Vehicles	63
Trailers	
Full Trailers	64
Semitrailers	64
Farm Trailers	65
Travel Trailers	65
Camping Trailers	65
Farm Truck License Plates	67
Soil Conservation Registration	69
Specialty License Plates	70
Disabled Person Identification Placard and License Plates	71
All Terrain Vehicles (ATVs)	75
Apprehended Vehicles	76
Permits	
General Information	78
One Trip Permit	78
72-Hour/144-Hour Permit	79
30-Day Permits	80
Temporary Additional Weight Permits	80
Oversize/Overweight Permit	81
Agriculture Permit	82
Agriculture Permit - Out-of-State	83
Agriculture Permit – Texas Products	84
Seasonal Agriculture Registration	84
Factory Delivery Permit	86

HISTORY OF TEXAS CERTIFICATES OF TITLE


CERTIFICATE OF TITLE TO A MOTOR VEHICLE

The State Highway Department certifies that the applicant herein named has been duly registered in the office of the Department as the lawful owner of the Motor vehicle described below.

MAKE OF VEHICLE Chev.	MOTOR OR VEHICLE IDENTIFICATION NO. 455351121857		VIN 0000000	
YEAR 1965	BODY 6 pass Chevelle Station Wagon			
CURRENT TEXAS LICENSE NUMBER BJC 100	WGT. RATED CARRYING CAPACITY TON WT. 3300			
PREVIOUS OWNER Blank Chev. Motor Co.	CITY Blank, Texas	STATE		
NAME OF OWNER John Doe				
MAIL ADDRESS Rt. 2				
CITY AND STATE Blank, Texas				
THE SAID MOTOR VEHICLE IS SUBJECT TO THE FOLLOWING LIENS AND NONE OTHER.				
1ST IN FAVOR OF DATE 2/2/65	NAME XYZ Finance Co.			
AMT. \$2200.00	MAIL ADDRESS 123 College Avenue			
END DATE	AMT.	NAME	ADDRESS	
SIGNATURE OF OWNER OR AGENT <i>John Doe</i>				

The applicant has stated under oath that he is the owner of the herein described motor vehicle, subject to the above described liens and encumbrances and no others, and it appears upon the official records of the Department that at the date of the issuance of this certificate, said motor vehicle is subject to the liens hereinbefore enumerated.

Oct. 25, 1966


 D. C. Greer,
 State Highway Engineer
R. W. Townsley
 By R. W. Townsley, Director
 Motor Vehicle Division

KEEP THIS CERTIFICATE OF TITLE IN A SAFE PLACE. DO NOT ACCEPT TITLE SHOWING ERASURE, ALTERATION OR MUTILATION.

STATE OF TEXAS

- The Texas Certificate of Title Act became effective October 1, 1939.
 - Title certificates from that time until February 1968, were printed by using a "Dexigraph" photographic reproduction process.
 - Some of these dexigraph titles are still in existence.
- The ORIGINAL title recording a lien is negotiable (transferable) and was mailed to the legal owner (lienholder) as shown on the face of the title.
- The DUPLICATE ORIGINAL title which records a lien is nonnegotiable (nontransferable) and was mailed to the owner (registered owner) as shown on the face of the title for registration purposes.

CERTIFICATE OF TITLE TO A MOTOR VEHICLE

DO NOT ACCEPT TITLE SHOWING ERASURE, ALTERATION OR IMITATION.

The State Highway Department certifies that the applicant herein named has been duly registered in the office of the Department as the lawful owner of the Motor Vehicle described below.

MARK OF VEHICLE
CHEV
YEAR MODEL BODY STYLE
1958 2DR
ENGINE NUMBER
ABC123
VEHICLE CAPACITY
3600

MOTOR OR VEHICLE IDENTIFICATION NUMBER
F58K177608

DEPARTMENTAL USE ONLY

*** SAMPLE ***

TITLE NUMBER
00000000
DATE TITLE ISSUED
11/01/68

ORIGINAL

BLANK MOTOR COMPANY BLANK TEX

OWNER OF VEHICLE
JOHN Q PUBLIC
123 COLLEGE AVENUE
BLANK, TEX 78707

DATE OF SALE
10/20/68

LIEN HOLDER (FOR OWNER'S USE ONLY)
ANY LOAN CO
PO BOX 1001
BLANK, TEX 78705

1ST LIEH RELEASED
DATE
DATE OF LIEN
NAME AND ADDRESS OF 1ST LIEH HOLDER

SIGNATURE OF OWNER OR AGENT

2ND LIEH RELEASED
DATE
DATE OF LIEN
NAME AND ADDRESS OF 2ND LIEH HOLDER

2ND LIEH RELEASED
DATE
DATE OF LIEN
NAME AND ADDRESS OF 2ND LIEH HOLDER

BY
J. C. DINGWALL, STATE HIGHWAY ENGINEER
R. W. Townsley
R. W. TOWNSLEY, DIRECTOR MOTOR VEHICLE DIVISION

STATE OF TEXAS

This Title must be signed in ink upon receipt.

The applicant has stated under oath that he is the owner of the above described motor vehicle, subject to the herein described lien and encumbrances and no others, and it appears upon the official records of the Department that at the date of the issuance of this certificate, said motor vehicle is subject to the liens hereinbefore enumerated.

- In February 1968, the department began issuing certificates of title which were prepared from a computer and high-speed line printer.
 - The original design of the computer-printed certificate of title is illustrated above; however, these title documents were only in existence for six years and were discontinued March 1974.
- +The ORIGINAL title recording a lien is negotiable (transferable) and was mailed to the legal owner (lienholder) as shown on the face of the title.
 - The DUPLICATE ORIGINAL title which records a lien is nonnegotiable (nontransferable) and was mailed to the owner (registered owner) as shown on the face of the title for registration purposes.
- Since March 1974, the department has issued security-type certificates of title (see below) which are also printed using a computer and high-speed line printer.

STATE OF TEXAS CERTIFICATE OF TITLE TO A MOTOR VEHICLE

DO NOT ACCEPT TITLE SHOWING ERASURE, ALTERATION OR IMITATION.

THE STATE DEPARTMENT OF HIGHWAYS AND PUBLIC TRANSPORTATION CERTIFIES THAT THE APPLICANT HEREIN NAMED HAS BEEN DULY REGISTERED IN THE OFFICE OF THE DEPARTMENT AS THE LAWFUL OWNER OF THE MOTOR VEHICLE DESCRIBED BELOW.

ODOMETER READING
37202650

MARK OF VEHICLE
CHEV
YEAR MODEL BODY STYLE
1958 2DR
ENGINE NUMBER
ABC123
VEHICLE CAPACITY
3600

MOTOR OR VEHICLE IDENTIFICATION NUMBER
F58K177608

DEPARTMENTAL USE ONLY

SAMPLE

TITLE NUMBER
00000000
DATE TITLE ISSUED
11/01/68

ORIGINAL

BLANK MOTOR COMPANY BLANK TEX

OWNER OF VEHICLE
JOHN Q PUBLIC
123 COLLEGE AVENUE
BLANK, TEX 78707

DATE OF SALE
10/20/68

LIEN HOLDER (FOR OWNER'S USE ONLY)
ANY LOAN CO
PO BOX 1001
BLANK, TEX 78705

1ST LIEH RELEASED
DATE
DATE OF LIEN
NAME AND ADDRESS OF 1ST LIEH HOLDER

SIGNATURE OF OWNER OR AGENT

2ND LIEH RELEASED
DATE
DATE OF LIEN
NAME AND ADDRESS OF 2ND LIEH HOLDER

BY
M. G. GOODE, ENGINEER-DIRECTOR
R. W. Townsley
R. W. TOWNSLEY, DIRECTOR MOTOR VEHICLE DIVISION

This Title must be signed in ink upon receipt.

The applicant has stated under oath that he is the owner of the above described motor vehicle, subject to the herein described lien and encumbrances and no others, and it appears upon the official records of the Department that at the date of the issuance of this certificate, said motor vehicle is subject to the liens hereinbefore enumerated.

- These titles were designed to prevent counterfeiting and could easily be checked for authenticity by touch, as well as sight, since they are manufactured with raised surfaces. This manufacturing process required the use of steel engraving dies.
- Beginning January 1984, the department began printing odometer readings on all ORIGINAL titles and DUPLICATE ORIGINAL titles.

- The ORIGINAL title is a negotiable (transferable) security-type title which was mailed to the lienholder; or if there were no liens, it was mailed to the owner as shown on the face of the title.
- To test for authenticity:
 1. Hold the title at arm's length facing the natural light or an overhead light source. Observe the vertical borders while holding the title face up and slightly tilted. The latent image of the letters "TEX" and "MVD" will appear on the left and right borders respectively.
 2. Run your fingers over the borders of the State Seal. You will feel raised surfaces which were produced with steel engraving dies using a printing process known as "Intaglio" printing.
 3. If an eraser or ink eradicator has been applied to the face of the title in an attempt to erase or obliterate any printed matter, the background colors bleach out to white. If a lightened area appears around the printing, it could mean there has been an attempt to alter the information.

Note: Since the security-type title is designed to prevent counterfeiting, it was not possible to reproduce an exact replica of the title in this book. The actual color of a security-type title is blue with some red blended into the background toward the center of the title. Also, a red outline of the State of Texas appears in the center of the title.

CONFORMING DOCUMENTS

- Effective April 30, 1990, Texas implemented the issuance of new title documents which comply with Federal and State odometer disclosure requirements.
- Federal law requires the department to print an odometer title brand (ACTUAL MILEAGE, MILEAGE EXCEEDS MECHANICAL LIMITS, or NOT ACTUAL MILEAGE) on all titles for vehicles which are not exempt from odometer disclosure requirements.
 - These brands will be shown as the first brand beneath the word "REMARK(S)."
- Titles issued for vehicles which are exempt from the Federal and State odometer disclosure requirements will indicate the word "EXEMPT" in the odometer reading field. The following vehicles are exempt from the odometer disclosure requirements:
 - Vehicles with a manufacturer's rated carrying capacity in excess of 2 tons.
 - Vehicles having a gross vehicle weight rating of more than 16,000 pounds.
 - Vehicles that are not self propelled.
 - Vehicles that are 10 model years old or older.
- The Texas Certificate of Title, shown on page 6, is a blue security-type document measuring 7 X 8 inches in size.
 - The enlarged title document provides for 3 dealer reassignments and a space at the bottom for the name and address of the first lienholder, when applicable, to be recorded on a subsequent title.
- The distinctive Certified Copy Texas Certificate of Title, shown on page 8, reflecting its unique brown border, is the same size as the Texas Certificate of Title document and has the legend "CERTIFIED COPY" printed at the top of the form.
 - It also conforms to the odometer disclosure requirements and possesses the same security features as the Texas Certificate of Title document.
- **Security features.**
 - Engraved lithographic border produced from engraved artwork.
 - Prismatic (a rainbow printing that is used as a deterrent to color copying) fine line tint to make photographic reproduction extremely difficult.
 - Copy Void Pantograph – The word "VOID" appears (face and back) when the document is copied with the latest color copier technology.
 - Inks not commercially available, that are specifically formulated by the vendor, are used.
 - Visible security fibers which are embedded and randomly distributed throughout the paper.
 - Invisible fluorescent (fluoresces under ultraviolet light) security fibers which are embedded and randomly distributed throughout the paper.

- Repetitious background security design pattern which hinders counterfeiting efforts.
- Sensitized security paper that is reactive to the chemical families commonly used to alter documents.
- Non-optical brightener paper. (Paper without added optical paper brighteners that will not fluoresce under ultraviolet light.)
- Signature line on face of title contains micro-line wording "TXDMV" consecutively across the line.
- Consecutive numbering (printed in red ink) in the upper right hand corner for control purposes with no missing or duplicate numbers.
- Complex colors are used in the printing on the face and back of document.
- A customized fluorescent microprinted polyester security thread is embedded in the paper 2 inches from the right side of the title face, with the words, "TEXAS DEPARTMENT OF TRANSPORTATION."
- A customized watermark featuring the State seal among the fibers of the paper formed during the paper-making process.
- Text matter on front and back of document printed with permanent lithographic and erasure sensitive inks.
- Tint contains an outline of the State of Texas lithographically printed in a "Medallion" design. A seal of the State of Texas is lithographically printed within the outline of the State.
- The green Salvage Certificate, shown on page 31, is also printed by a secure process. The 7 X 8 inch document provides space for 3 reassignments and complies with Federal and State odometer disclosure requirements.

Note: Effective April 1, 1990, notarization is no longer required on title transfer documents. However, it should be noted that a title document that has been notarized is not a reason for rejection.

- Effective September 1, 2001, the DUPLICATE ORIGINAL title was eliminated.
 - When a lien is recorded on a title, the legal owner (lienholder) will be mailed the negotiable title (transferable).
 - The owner (registered owner) will receive the title application receipt issued at the time of application that serves as the evidence of title and registration, if applicable.

REFERENCE:

- The Motor Vehicle Title Manual
- Texas Traffic Laws, Texas Transportation Code, Chapter 501

Form 30-C, Texas Certificate of Title, Original

<div style="display: flex; justify-content: space-between; align-items: center;"> <div style="text-align: center;"> <h2 style="margin: 0;">TEXAS CERTIFICATE OF TITLE</h2> </div> </div>							
VEHICLE IDENTIFICATION NUMBER		YEAR MODEL		MAKE OF VEHICLE		VEHICLE TITLES AND REGISTRATION DIVISION 54180008	
						BODY STYLE	
				TITLE/DOCUMENT NUMBER		DATE TITLE ISSUED	
MODEL	MFG. CAPACITY IN TONS	WEIGHT	LICENSE NUMBER				
PREVIOUS OWNER				ODOMETER READING			
OWNER				REMARK(S)			
<div style="font-size: 48px; font-weight: bold; opacity: 0.5;">VOID</div>							
X _____ <small>SIGNATURE OF OWNER OR AGENT MUST BE IN INK</small>							
<small>UNLESS OTHERWISE AUTHORIZED BY LAW, IT IS A VIOLATION OF STATE LAW TO SIGN THE NAME OF ANOTHER PERSON ON A CERTIFICATE OF TITLE OR OTHERWISE GIVE FALSE INFORMATION ON A CERTIFICATE OF TITLE.</small>							
DATE OF LIEN		1ST LIENHOLDER		1ST LIEN RELEASED _____ DATE _____			
				BY _____ AUTHORIZED AGENT			
DATE OF LIEN		2ND LIENHOLDER		2ND LIEN RELEASED _____ DATE _____			
				BY _____ AUTHORIZED AGENT			
DATE OF LIEN		3RD LIENHOLDER		3RD LIEN RELEASED _____ DATE _____			
				BY _____ AUTHORIZED AGENT			
<small>IT IS HEREBY CERTIFIED THAT THE PERSON HEREIN NAMED IS THE OWNER OF THE VEHICLE DESCRIBED ABOVE WHICH IS SUBJECT TO THE ABOVE LIENS.</small>							
<small>RIGHTS OF SURVIVORSHIP AGREEMENT WE, THE PERSONS WHOSE SIGNATURES APPEAR HEREIN, HEREBY AGREE THAT THE OWNERSHIP OF THE VEHICLE DESCRIBED ON THIS CERTIFICATE OF TITLE SHALL FROM THIS DAY FORWARD BE HELD JOINTLY, AND IN THE EVENT OF DEATH OF ANY OF THE PERSONS NAMED IN THE AGREEMENT, THE OWNERSHIP OF THE VEHICLE SHALL VEST IN THE SURVIVOR(S).</small>				SIGNATURE _____ DATE _____			
				SIGNATURE _____ DATE _____			
				SIGNATURE _____ DATE _____			
<small>FORM 30-C REV. 5/2002</small>							
<small>DO NOT ACCEPT TITLE SHOWING ERASURE, ALTERATION, OR MUTILATION.</small>							

Note: The back of the Certified Copy of Texas Certificate of Title is identical to the back of the Texas Certificate of Title document.

WHEN VEHICLE IS SOLD, TITLE HOLDER MUST ASSIGN AND FURNISH THIS TITLE, CURRENT LICENSE RECEIPT, AND SIGNED APPLICATION FOR TITLE (FORM 130-U) INDICATING SALES PRICE TO THE PURCHASER WHO MUST FILE APPLICATION WITH COUNTY TAX ASSESSOR-COLLECTOR WITHIN 20 WORKING DAYS TO AVOID \$10 PENALTY.												
▶	FEDERAL AND STATE LAW REQUIRES THAT YOU STATE THE MILEAGE IN CONNECTION WITH THE TRANSFER OF OWNERSHIP. FAILURE TO COMPLETE OR PROVIDING A FALSE STATEMENT MAY RESULT IN FINES AND/OR IMPRISONMENT.											
ASSIGNMENT OF TITLE	<p>The undersigned hereby certifies that the vehicle described in this title is free and clear of all liens, except as noted herein, and has been transferred to the following printed name and address:</p> <table style="width: 100%; border: none;"> <tr> <td style="width: 35%;">Name of Purchaser</td> <td style="width: 30%;">Street</td> <td style="width: 15%;">City</td> <td style="width: 10%;">State</td> <td style="width: 10%;">Zip</td> </tr> </table> <p>I certify to the best of my knowledge that the odometer reading is the actual mileage of the vehicle unless one of the following statements is checked:</p> <table style="width: 100%; border: none;"> <tr> <td style="width: 40%;"> <input type="checkbox"/> 1. The mileage stated is in excess of its mechanical limits. <input type="checkbox"/> 2. The odometer reading is not the actual mileage. WARNING - ODOMETER DISCREPANCY </td> <td style="width: 60%;"> ODOMETER READING (No Tenths) _____ </td> </tr> </table> <p>Date of Sale _____</p> <p style="text-align: center;">Signature of Seller/Agent _____ Printed Name (same as signature) _____</p> <p>I am aware of the above odometer certification made by the seller/agent.</p> <p style="text-align: center;">Signature of Buyer/Agent _____ Printed Name (same as signature) _____</p>					Name of Purchaser	Street	City	State	Zip	<input type="checkbox"/> 1. The mileage stated is in excess of its mechanical limits. <input type="checkbox"/> 2. The odometer reading is not the actual mileage. WARNING - ODOMETER DISCREPANCY	ODOMETER READING (No Tenths) _____
Name of Purchaser	Street	City	State	Zip								
<input type="checkbox"/> 1. The mileage stated is in excess of its mechanical limits. <input type="checkbox"/> 2. The odometer reading is not the actual mileage. WARNING - ODOMETER DISCREPANCY	ODOMETER READING (No Tenths) _____											
FIRST REASSIGNMENT DEALER ONLY	<p>The undersigned hereby certifies that the vehicle described in this title is free and clear of all liens, except as noted herein, and has been transferred to the following printed name and address:</p> <table style="width: 100%; border: none;"> <tr> <td style="width: 35%;">Name of Purchaser</td> <td style="width: 30%;">Street</td> <td style="width: 15%;">City</td> <td style="width: 10%;">State</td> <td style="width: 10%;">Zip</td> </tr> </table> <p>I certify to the best of my knowledge that the odometer reading is the actual mileage of the vehicle unless one of the following statements is checked:</p> <table style="width: 100%; border: none;"> <tr> <td style="width: 40%;"> <input type="checkbox"/> 1. The mileage stated is in excess of its mechanical limits. <input type="checkbox"/> 2. The odometer reading is not the actual mileage. WARNING - ODOMETER DISCREPANCY </td> <td style="width: 60%;"> ODOMETER READING (No Tenths) _____ </td> </tr> </table> <p>Date of Sale _____ Dealer No. _____</p> <p style="text-align: center;">Dealer's Name _____</p> <p style="text-align: center;">Agent's Signature _____ Printed Name (same as signature) _____</p> <p>I am aware of the above odometer certification made by the seller/agent.</p> <p style="text-align: center;">Signature of Buyer/Agent _____ Printed Name (same as signature) _____</p>					Name of Purchaser	Street	City	State	Zip	<input type="checkbox"/> 1. The mileage stated is in excess of its mechanical limits. <input type="checkbox"/> 2. The odometer reading is not the actual mileage. WARNING - ODOMETER DISCREPANCY	ODOMETER READING (No Tenths) _____
Name of Purchaser	Street	City	State	Zip								
<input type="checkbox"/> 1. The mileage stated is in excess of its mechanical limits. <input type="checkbox"/> 2. The odometer reading is not the actual mileage. WARNING - ODOMETER DISCREPANCY	ODOMETER READING (No Tenths) _____											
SECOND REASSIGNMENT DEALER ONLY	<p>The undersigned hereby certifies that the vehicle described in this title is free and clear of all liens, except as noted herein, and has been transferred to the following printed name and address:</p> <table style="width: 100%; border: none;"> <tr> <td style="width: 35%;">Name of Purchaser</td> <td style="width: 30%;">Street</td> <td style="width: 15%;">City</td> <td style="width: 10%;">State</td> <td style="width: 10%;">Zip</td> </tr> </table> <p>I certify to the best of my knowledge that the odometer reading is the actual mileage of the vehicle unless one of the following statements is checked:</p> <table style="width: 100%; border: none;"> <tr> <td style="width: 40%;"> <input type="checkbox"/> 1. The mileage stated is in excess of its mechanical limits. <input type="checkbox"/> 2. The odometer reading is not the actual mileage. WARNING - ODOMETER DISCREPANCY </td> <td style="width: 60%;"> ODOMETER READING (No Tenths) _____ </td> </tr> </table> <p>Date of Sale _____ Dealer No. _____</p> <p style="text-align: center;">Dealer's Name _____</p> <p style="text-align: center;">Agent's Signature _____ Printed Name (same as signature) _____</p> <p>I am aware of the above odometer certification made by the seller/agent.</p> <p style="text-align: center;">Signature of Buyer/Agent _____ Printed Name (same as signature) _____</p>					Name of Purchaser	Street	City	State	Zip	<input type="checkbox"/> 1. The mileage stated is in excess of its mechanical limits. <input type="checkbox"/> 2. The odometer reading is not the actual mileage. WARNING - ODOMETER DISCREPANCY	ODOMETER READING (No Tenths) _____
Name of Purchaser	Street	City	State	Zip								
<input type="checkbox"/> 1. The mileage stated is in excess of its mechanical limits. <input type="checkbox"/> 2. The odometer reading is not the actual mileage. WARNING - ODOMETER DISCREPANCY	ODOMETER READING (No Tenths) _____											
THIRD REASSIGNMENT DEALER ONLY	<p>The undersigned hereby certifies that the vehicle described in this title is free and clear of all liens, except as noted herein, and has been transferred to the following printed name and address:</p> <table style="width: 100%; border: none;"> <tr> <td style="width: 35%;">Name of Purchaser</td> <td style="width: 30%;">Street</td> <td style="width: 15%;">City</td> <td style="width: 10%;">State</td> <td style="width: 10%;">Zip</td> </tr> </table> <p>I certify to the best of my knowledge that the odometer reading is the actual mileage of the vehicle unless one of the following statements is checked:</p> <table style="width: 100%; border: none;"> <tr> <td style="width: 40%;"> <input type="checkbox"/> 1. The mileage stated is in excess of its mechanical limits. <input type="checkbox"/> 2. The odometer reading is not the actual mileage. WARNING - ODOMETER DISCREPANCY </td> <td style="width: 60%;"> ODOMETER READING (No Tenths) _____ </td> </tr> </table> <p>Date of Sale _____ Dealer No. _____</p> <p style="text-align: center;">Dealer's Name _____</p> <p style="text-align: center;">Agent's Signature _____ Printed Name (same as signature) _____</p> <p>I am aware of the above odometer certification made by the seller/agent.</p> <p style="text-align: center;">Signature of Buyer/Agent _____ Printed Name (same as signature) _____</p>					Name of Purchaser	Street	City	State	Zip	<input type="checkbox"/> 1. The mileage stated is in excess of its mechanical limits. <input type="checkbox"/> 2. The odometer reading is not the actual mileage. WARNING - ODOMETER DISCREPANCY	ODOMETER READING (No Tenths) _____
Name of Purchaser	Street	City	State	Zip								
<input type="checkbox"/> 1. The mileage stated is in excess of its mechanical limits. <input type="checkbox"/> 2. The odometer reading is not the actual mileage. WARNING - ODOMETER DISCREPANCY	ODOMETER READING (No Tenths) _____											
LIEN	<p>LIENHOLDER TO BE RECORDED AND SHOWN ON NEW TITLE:</p> <p>1ST LIEN IN FAVOR OF (NAME & ADDRESS) _____</p>											

Form 30-CCO, Certified Copy of Texas Certificate of Title

TEXAS CERTIFICATE OF TITLE									
CERTIFIED COPY					VEHICLE TITLES AND REGISTRATION DIVISION				
VEHICLE IDENTIFICATION NUMBER		YEAR/MODEL		MAKE OF VEHICLE		BODY STYLE			
MODEL		MFG. CAPACITY IN TONS		WEIGHT		LICENSE NUMBER		CERTIFIED COPY DATE	
PREVIOUS OWNER						TITLE/DOCUMENT NUMBER		ORIGINAL TITLE DATE	
OWNER								ODOMETER READING	
								REMARK(S)	
<p>X _____ SIGNATURE OF OWNER OR AGENT MUST BE IN INK</p>									
<p>UNLESS OTHERWISE AUTHORIZED BY LAW, IT IS A VIOLATION OF STATE LAW TO SIGN THE NAME OF ANOTHER PERSON ON A CERTIFICATE OF TITLE OR OTHERWISE GIVE FALSE INFORMATION ON A CERTIFICATE OF TITLE.</p> <p>WARNING: THIS IS A REPLACEMENT CERTIFICATE OF TITLE AND MAY BE SUBJECT TO THE RIGHTS OF A PERSON UNDER THE ORIGINAL CERTIFICATE. ANY PURCHASER OR LIENHOLDER MAY REQUIRE THE SELLER TO GUARANTEE AGAINST ANY LOSS CLAIMED UPON THE PRESENTATION OF THE ORIGINAL CERTIFICATE OF TITLE.</p>									
DATE OF LIEN		1ST LIENHOLDER		1ST LIEN RELEASED		DATE			
				BY		AUTHORIZED AGENT			
DATE OF LIEN		2ND LIENHOLDER		2ND LIEN RELEASED		DATE			
				BY		AUTHORIZED AGENT			
DATE OF LIEN		3RD LIENHOLDER		3RD LIEN RELEASED		DATE			
				BY		AUTHORIZED AGENT			
<p>IT IS HEREBY CERTIFIED THAT THE PERSON HEREIN NAMED IS THE OWNER OF THE VEHICLE DESCRIBED ABOVE WHICH IS SUBJECT TO THE ABOVE LIENS.</p>									
<p>RIGHTS OF SURVIVORSHIP AGREEMENT WE, THE PERSONS WHOSE SIGNATURES APPEAR HEREIN, HEREBY AGREE THAT THE OWNERSHIP OF THE VEHICLE DESCRIBED ON THIS CERTIFICATE OF TITLE SHALL FROM THIS DAY FORWARD BE HELD JOINTLY, AND IN THE EVENT OF DEATH OF ANY OF THE PERSONS NAMED IN THE AGREEMENT, THE OWNERSHIP OF THE VEHICLE SHALL VEST IN THE SURVIVOR(S).</p>									
SIGNATURE		DATE		SIGNATURE		DATE		SIGNATURE	
SIGNATURE		DATE		SIGNATURE		DATE		SIGNATURE	
SIGNATURE		DATE		SIGNATURE		DATE		SIGNATURE	

FORM 30-CCO REV. 1/2002 DO NOT ACCEPT TITLE SHOWING ERASURE, ALTERATION, OR MUTILATION

Note: For more information concerning Certified Copies of Texas Certificates of Title, contact your regional office.

USE OF SUPPLEMENTAL DEALER REASSIGNMENT FORMS

- Since April 30, 1990, supplemental Dealer Reassignment forms may be used to transfer ownership of motor vehicles **only** when all reassignments of Texas Certificate of Title (both conforming and nonconforming) have been completed.
- All assignments of Manufacturers' Certificates of Origin must also be completed before Dealer Reassignment Forms may be used.
- This does **not** affect title transactions supported by Texas Certificates of Title or Manufacturers' Certificates of Origin **executed prior to April 30, 1990**, transferred by means of supplemental Dealer Reassignments forms.
- A Texas dealer may continue to transfer an out-of-state title by means of a supplemental Dealer Reassignment form in lieu of completing the reassignment on an out-of-state title.
- With the implementation of the issuance of the conforming Texas Certificate of Title on April 30, 1990, the department began to provide a secure Dealer's Reassignment.
- The Form VTR-41-A has security features which are designed to detect alteration or attempts to duplicate the form and also complies with the Federal and State odometer disclosure requirements.
- This document **must** be used for additional reassignments in conjunction with conforming titles.
- A dealer is not precluded from also using the secure form with nonconforming titles.

REFERENCE:

- The Motor Vehicle Title Manual
- Texas Traffic Laws, Texas Transportation Code, Chapter 501, Section 501.133 and Section 501.071

Form VTR-41-A, Dealer's Reassignment of Title for a Motor Vehicle

STATE OF TEXAS Texas Department of Transportation DEALER'S REASSIGNMENT OF TITLE FOR A MOTOR VEHICLE				
VEHICLE IDENTIFICATION NUMBER		YEAR MODEL	MAKE OF VEHICLE	TITLE DOCUMENT NUMBER
MODEL	NAME OF STATE OR COUNTRY IN WHICH LAST REGISTERED		YEAR OF LICENSE	LICENSE NUMBER
REASSIGNMENT BY DEALER ONLY	FEDERAL AND STATE LAW REQUIRES THAT YOU STATE THE MILEAGE IN CONNECTION WITH THE TRANSFER OF OWNERSHIP. FAILURE TO COMPLETE OR PROVIDING A FALSE STATEMENT MAY RESULT IN FINES AND/OR IMPRISONMENT.			
	The undersigned hereby certifies that the vehicle described in this title is free and clear of all liens, except as noted herein, and has been transferred to the following printed name and address:			
	Name of Purchaser		Street	City State Zip
	I certify to the best of my knowledge that the odometer reading is the actual mileage of the vehicle unless one of the following statements is checked:			
	<input checked="" type="checkbox"/> ODOMETER READING (NO TENTHS) <input type="checkbox"/> 1. The mileage stated is in excess of its mechanical limits. <input type="checkbox"/> 2. The odometer reading is not the actual mileage. WARNING - ODOMETER DISCREPANCY.			
	Date of Sale	Dealer's Name		Dealer No.
	Agent's Signature		Printed Name (Same as Signature)	
	I am aware of the above odometer certification made by the seller/agent.			
REASSIGNMENT BY DEALER ONLY	The undersigned hereby certifies that the vehicle described in this title is free and clear of all liens, except as noted herein, and has been transferred to the following printed name and address:			
	Name of Purchaser		Street	City State Zip
	I certify to the best of my knowledge that the odometer reading is the actual mileage of the vehicle unless one of the following statements is checked:			
	<input checked="" type="checkbox"/> ODOMETER READING (NO TENTHS) <input type="checkbox"/> 1. The mileage stated is in excess of its mechanical limits. <input type="checkbox"/> 2. The odometer reading is not the actual mileage. WARNING - ODOMETER DISCREPANCY.			
		Date of Sale	Dealer's Name	
	Agent's Signature		Printed Name (Same as Signature)	
	I am aware of the above odometer certification made by the seller/agent.			
REASSIGNMENT BY DEALER ONLY	The undersigned hereby certifies that the vehicle described in this title is free and clear of all liens, except as noted herein, and has been transferred to the following printed name and address:			
	Name of Purchaser		Street	City State Zip
	I certify to the best of my knowledge that the odometer reading is the actual mileage of the vehicle unless one of the following statements is checked:			
	<input checked="" type="checkbox"/> ODOMETER READING (NO TENTHS) <input type="checkbox"/> 1. The mileage stated is in excess of its mechanical limits. <input type="checkbox"/> 2. The odometer reading is not the actual mileage. WARNING - ODOMETER DISCREPANCY.			
		Date of Sale	Dealer's Name	
	Agent's Signature		Printed Name (Same as Signature)	
	I am aware of the above odometer certification made by the seller/agent.			
REASSIGNMENT BY DEALER ONLY	The undersigned hereby certifies that the vehicle described in this title is free and clear of all liens, except as noted herein, and has been transferred to the following printed name and address:			
	Name of Purchaser		Street	City State Zip
	I certify to the best of my knowledge that the odometer reading is the actual mileage of the vehicle unless one of the following statements is checked:			
	<input checked="" type="checkbox"/> ODOMETER READING (NO TENTHS) <input type="checkbox"/> 1. The mileage stated is in excess of its mechanical limits. <input type="checkbox"/> 2. The odometer reading is not the actual mileage. WARNING - ODOMETER DISCREPANCY.			
		Date of Sale	Dealer's Name	
	Agent's Signature		Printed Name (Same as Signature)	
	I am aware of the above odometer certification made by the seller/agent.			
LIEN	LIENHOLDER TO BE RECORDED AND SHOWN ON NEW TITLE			
	1ST LIEN IN FAVOR OF (NAME & ADDRESS)			DATE
NOTE: THIS FORM IS NOT VALID UNLESS ALL ASSIGNMENTS/REASSIGNMENTS ON AN ATTACHED ORIGINAL OR CERTIFIED COPY TEXAS CERTIFICATE OF TITLE OR MANUFACTURER'S CERTIFICATE OF ORIGIN HAVE BEEN COMPLETED. UNAUTHORIZED PRINTING OR REPRODUCTION OF THIS DOCUMENT IS PROHIBITED. THIS DOCUMENT IS VOID IF ALTERED IN ANY WAY.				

5570031

Form VTR-41-A (7/99)

USE OF SECURE POWER OF ATTORNEY FORM

- In conjunction with the issuance of conforming title documents on April 30, 1990, the department began to provide a Secure Power of Attorney, (Refer to page 12 for an example of the Form VTR-271-A).
- Federal Law provides that the same person cannot sign an odometer disclosure as both the transferor (seller or his agent) and transferee (buyer or his agent) in the same transaction, unless the title for the vehicle is physically held by a recorded lienholder or the title has been lost.
 - The Form VTR-271-A is used whenever either of the above situations occurs, and the seller does not wish to return to the buyer (dealer or insurance company) to complete the odometer disclosure statement and title assignment.
- The secure Power of Attorney form is required only when the title to be transferred is a conforming title or the vehicle being transferred is not exempt from odometer requirements.
- The secure Power of Attorney, Form VTR-271-A, must be prepared in duplicate and must be completed as follows:
 - Part A. A Power of Attorney to Transfer Ownership and to Disclose Mileage.
 - Part A is required to be executed and completed by both the seller and the buyer. It is suggested that **both the original and the duplicate** Power of Attorney **contain original signatures.**
 - Upon securing the certificate of title, the buyer shall exercise the authority granted him by the seller by executing the assignment and odometer disclosure on the title.
 - Part B. Power of Attorney to Review Title Documents and Acknowledge Disclosure.
 - If a dealer retails the motor vehicle before he receives the certificate of title, the purchaser may grant power of attorney to the dealer to execute the purchaser's acknowledgement of the odometer disclosure.
 - Part B of the Power of Attorney must be executed by the retail purchaser and the dealer.
 - Part C. Certification.
 - The dealer, upon securing the certificate of title, shall exercise the authority granted to him in Parts A & B, and shall execute Part C.
 - It should be noted that if both Parts A & B have been completed, the dealer must execute Part C.

- **Federal law requires** that the Power of Attorney be returned to the issuing state.
 - If the vehicle is sold by a dealer to a Texas retail purchaser, the Power of Attorney **with original signatures** shall accompany such purchaser's application for title when filed by the dealer.
 - If a dealer reassigns title to another dealer or out-of-state buyer:
 - The Power of Attorney **with original signatures** shall accompany the title transaction.
 - The dealer granted the power of attorney shall return the duplicate Power of Attorney **and a copy of the front and back of the certificate of title** to the Texas Department of Transportation, Vehicle Titles and Registration Division, Post Office Box 26470, Austin, Texas 78755-0470.
 - The duplicate or a copy of the Power of Attorney and a copy of the front and back of the certificate of title shall be maintained in the dealer's file for a 5-year period.

Note: When a secure Power of Attorney (Form VTR-271-A) is used in conjunction with a nonconforming certificate of title, a dealer granted power of attorney is not required to return the document to the department. In this case, the application for title is filed.

REFERENCE:

- The Motor Vehicle Title Manual
- Texas Traffic Laws, Texas Transportation Code, Chapter 501, Section 501.155 and Section 501.072

Form VTR-271-A, Power of Attorney for Transfer of Ownership to a Motor Vehicle

STATE OF TEXAS				
POWER OF ATTORNEY FOR TRANSFER OF OWNERSHIP TO A MOTOR VEHICLE				
(SEE REVERSE SIDE FOR INSTRUCTIONS)				
WARNING: THIS FORM MAY BE USED ONLY WHEN TITLE IS PHYSICALLY HELD BY LIENHOLDER OR HAS BEEN LOST.				
This Form Must Be Submitted To The State By The Person Exercising Powers of Attorney. Failure To Do So May Result In Fines And/Or Imprisonment.				
VEHICLE DESCRIPTION				
Vehicle Identification Number	Year Model	Make of Vehicle	Body Style	Model
<hr/>				
PART A. A POWER OF ATTORNEY TO TRANSFER OWNERSHIP AND TO DISCLOSE MILEAGE				
Federal and State law require that you state the mileage upon transfer of ownership. Providing a false statement may result in fines and/or imprisonment.				
I, _____, appoint _____		_____		
(Seller's Name, Print)		(Buyer's Firm Name, Print)		
as my attorney-in-fact, to execute all documents necessary to transfer my interest in the above described vehicle and to disclose the mileage on the title for the vehicle described above exactly as stated in my following disclosure.				
I state that the odometer now reads _____ (no tenths) miles and to the best of my knowledge that it reflects the actual mileage unless one of the following statements is checked.				
<input type="checkbox"/> (1) I hereby certify that to the best of my knowledge the odometer reading reflects the mileage in excess of its mechanical limits.				
<input type="checkbox"/> (2) I hereby certify that the odometer reading is NOT the actual mileage. WARNING - ODOMETER DISCREPANCY.				
_____ (Signature of Seller/Agent)		_____ (Printed Name)		_____ (Date of Statement)
_____ (Seller's Street Address, City, State, Zip Code)				_____ (Daytime Phone Number)
_____ (Signature of Buyer/Agent)		_____ (Printed Name of Individual Signing as Buyer/Agent)		
_____ (Firm's Name, Street Address, City, State, Zip Code - Print or Type)				_____ Dealer Number
PART B. POWER OF ATTORNEY TO REVIEW TITLE DOCUMENTS AND ACKNOWLEDGE DISCLOSURE. (PART B IS INVALID UNLESS PART A HAS BEEN COMPLETED.)				
I, _____, appoint _____		_____		
(Buyer's Name, Print)		(Dealership's Name, Print)		
as my attorney-in-fact, to sign the mileage disclosure on the title for the vehicle described above, only if the disclosure is exactly as the disclosure completed below.				
_____ (Signature of Buyer/Agent)		_____ (Printed Name)		
_____ (Print or Type Firm Name, If Applicable)				
_____ (Buyer's Street Address, City, State, Zip Code)				
Federal and State law requires that you state the mileage upon transfer of ownership. Providing a false statement may result in fines and/or imprisonment.				
I, _____, state that the odometer now reads _____		(NO TENTHS)		
(Seller's Name, Print)				
miles and to the best of my knowledge that it reflects the actual mileage unless one of the following statements is checked.				
<input type="checkbox"/> (1) I hereby certify that to the best of my knowledge the odometer reading reflects the mileage in excess of its mechanical limits.				
<input type="checkbox"/> (2) I hereby certify that the odometer reading is NOT the actual mileage. WARNING - ODOMETER DISCREPANCY.				
_____ (Signature of Seller/Agent)		_____ (Print Name)		_____ (Date of Statement)
_____ (Dealership's Name, Street Address, City, State, Zip Code)				_____ Dealer Number
PART C. CERTIFICATION (TO BE COMPLETED WHEN PARTS A AND B HAVE BEEN USED)				
I, _____, hereby certify that the mileage I have disclosed on				
(Person Exercising Above Powers of Attorney, Print)				
the title document is consistent with that provided to me in the above power of attorney. Further, upon examination of the title and any reassignment documents for the vehicle described above, the mileage disclosure I have made on the title pursuant to the power of attorney is greater than that previously stated on the title and reassignment documents. This certification is not intended to create, nor does it create any new or additional liability under Federal or State law.				
_____ (Signature)		_____ (Printed Name)		_____ (Date of Certification)
_____ (Street Address, City, State, Zip Code)				
9604004 THIS DOCUMENT IS VOID IF ALTERED.				
Form VTR-271-A (06/02) DHT # 142811				

ODOMETER INFORMATION

- In an effort to deter odometer fraud and to protect consumers, the 99th Congress of the United States enacted the Truth in Mileage Act of 1986 (Public Law 99-579). In order to comply with this Act, subsequent Federal rules and Texas law, the department revised the Odometer Disclosure Statement, Form 40, in April of 1989, and the odometer disclosures on conforming documents issued on and after April 30, 1990, to contain the following:
 - The odometer reading at the time of transfer, not to include tenths of miles.
 - The date of the Odometer Disclosure Statement.
 - The signature, hand printed name and current address of the transferor (seller).
 - The signature, hand printed name and current address of the transferee (buyer).
 - The identity of the vehicle, including its make, model, year, body style, and vehicle identification number.
 - A statement referring to the Federal and State law advising that failure to complete or providing false information may result in fines and/or imprisonment.
 - A certification executed by the transferor (seller) which states that to the best of his or her knowledge whether the odometer reading reflects the actual mileage, not actual mileage, or that the actual mileage is in excess of the mechanical limits of the odometer.

Note: If the odometer of a vehicle records the kilometers rather than the miles the vehicle has traveled, the Odometer Disclosure Statement should be modified by drawing a line through the word "miles" and inserting the word "kilometers."

- Federal law requires the department to print an odometer title brand (ACTUAL MILEAGE, MILEAGE EXCEEDS MECHANICAL LIMITS, or NOT ACTUAL MILEAGE) on all titles issued on applicable vehicles.
- These brands, when applicable, will be shown as the first brand beneath the word "REMARK(S)."
- Titles issued for vehicles which are exempt from Federal and State odometer disclosure requirements will indicate the word "EXEMPT" in the odometer reading field.
- The assignments on the reverse side of a Texas Certificate of Title incorporate a statement by the seller as to the vehicle's odometer reading at the time of transfer.
- If the Texas title does not have an assignment space which includes a disclosure statement which conforms with State and Federal odometer requirements (those Texas titles issued before April 30, 1990), a separate Odometer Disclosure Statement, Form 40, must be completed and signed by the seller and purchaser, and attached to the title transaction.
- Licensed dealers must use the Dealer's Reassignment of Title for a Motor Vehicle, Form VTR-41-A (which includes the odometer statement), when transferring a Texas title issued on or after April 30, 1990.

- All assignment spaces on the Texas Certificate of Title must be completed prior to using the Form VTR-41-A.
- When the retail purchaser files their application for title, the current odometer reading must also be shown in the proper space on the Application for Texas Certificate of Title, Form 130-U.
- The certificate of title, when issued, will record the odometer reading as reflected on the application.
- When an out-of-state title is transferred, an odometer disclosure statement executed by the seller and acknowledged by the buyer will be required.
- In cases involving the surrender of an out-of-state title and no transfer of ownership, the title applicant must record the current odometer reading in block six of the Application for Texas Certificate of Title, Form 130-U, and also indicate in block 18 whether the mileage disclosed is actual, not actual, or exceeds mechanical limits.
- An odometer disclosure statement is required when a new vehicle is transferred to the first retail purchaser.
- If the Manufacturer's Certificate of Origin does not contain the information required by the Truth in Mileage Act, it will be necessary for the selling dealer to execute a separate Odometer Disclosure Statement which must be acknowledged by the buyer, or block 18 of the Form 130-U.
- If the Manufacturer's Certificate of Origin contains an odometer disclosure statement which conforms with the Truth in Mileage Act, then this statement may be executed in lieu of the Form 40.
- An Odometer Disclosure Statement, Form 40, is required with applications for title which involve an actual seller and an actual buyer, as in the case of the following: Auction Sales Receipt, Sheriff's Bill of Sale, Storage or Mechanic's Lien, Repossession Affidavit, Heirship Affidavit, or Letters Testamentary.
- It is not necessary for transactions which involve tax collector hearings and court orders to include an Odometer Disclosure Statement, Form 40, from the tax collector or the court.
 - The person awarded ownership of the vehicle must note whether the odometer reading is actual, not actual, or exceeds mechanical limits in block 18 of the application for title, Form 130-U.

REFERENCE:

- The Motor Vehicle Title Manual
- Texas Traffic Laws, Texas Transportation Code, Chapter 501, Section 501.072

VARIOUS REASONS FOR TITLE APPLICATION REJECTIONS

- **Title application incomplete.**
 - Date of receipt required.
 - Weight required.
 - Tax collector's name required.
 - Illegible writing on required fields.
 - Tonnage required for commercial vehicles.
 - Tax collector's county name required.
 - RTS transaction identification number required.
 - Incorrect "make."
 - Body style not acceptable (must properly describe vehicle).
 - Address incomplete (owners residence address including zip code required).
 - Odometer reading required.
 - Incomplete or altered date of lien.
 - Alterations in lienholder information are not acceptable.
 - Lienholder address must be complete including zip code.
 - Dealer number required.
- **Title assignments/reassignments incomplete or additional documentation required.**
 - Name and address of purchaser must be shown on the title assignments in order to comply with Federal and State odometer requirements.
 - Odometer reading required.
 - Name of seller in the "assignment of title" area should agree with owner's name as shown on face of title.
 - Letters Testamentary must be attached to authorize signature of executor/executrix.
 - Current Texas dealer distinguishing number must be shown.
 - If an error has been made on an assignment/reassignment, attach a statement of fact from the seller stating the reason for the error and to whom and on what date the vehicle was sold.
 - An obvious error, which has been corrected by drawing a line through, is acceptable provided there is no conflict with the rest of the transaction.

REFERENCE:

- The Motor Vehicle Title Manual
- Texas Traffic Laws, Texas Transportation Code, Chapter 501, Section 501.131

LIEN INFORMATION


- **Release of lien.**

- On release of lien only, no authority is required for any agent to sign for an individual. The agent signing shall not be the owner of the vehicle.
- Date of release must be shown.




DATE OF LIEN 07/19/90 1ST LIENHOLDER ABC FINANCE
321 MAIN
NEW CITY, TEX 78700
1ST LIEN RELEASED 19 Nov 90
DATE
BY *Chalen Bennett*
AUTHORIZED AGENT

- Attach Letters Testamentary.




DATE OF LIEN 09/17/47 1ST LIENHOLDER JIM DANDY
111 SCOOTER ST.
NEW CITY, TEX 78700
1ST LIEN RELEASED 17 Nov 90
DATE
BY *Mrs Jim Dandy Esq*
AUTHORIZED AGENT

- Agent's full signature is required; initials are not acceptable.



DATE OF LIEN 09/17/47 1ST LIENHOLDER JIM DANDY
111 SCOOT ST.
NEW CITY, TEX 78700
1ST LIEN RELEASED 18 Nov 90
DATE
BY *JD*
AUTHORIZED AGENT

- Agent's signature is required; typed name is not acceptable.



DATE OF LIEN 07/19/90 1ST LIENHOLDER ABC FINANCE
321 MAIN
NEW CITY, TEX 78700
1ST LIEN RELEASED 09/29/90
DATE
BY FRED WINKLE
AUTHORIZED AGENT

- **Transfer of lien.**


- Texas statute allows a lienholder to assign a recorded lien to another lienholder.
- Application is made on the Application for Texas Certificate of Title, Form 130-U, and the owner's signature is not necessary.
- Copy of transfer of equity and negotiable title are required to be surrendered.
- Transfer of equity must be signed by the lienholder reflected on the title and the new lienholder that is to be recorded.
- Lien should not be released.
- Original date of lien for previous lienholder should be noted on Form 130-U.

- Only the title application fee is collected.

REFERENCE:

- The Motor Vehicle Title Manual
- Texas Traffic Laws, Texas Transportation Code, Chapter 501, Sections 501.114, 501.115, and 501.116

REPOSSESSION BY RECORDED LIENHOLDER OR SECURITY AGREEMENT



Affidavit for Repossessed Motor Vehicle

VTR-254 (Rev. 5/2002) DHT # 142371

This is to certify that the undersigned has repossessed the following motor vehicle:

YEAR/MODEL	MAKE	BODY STYLE
VEHICLE IDENTIFICATION NUMBER		TEXAS CERTIFICATE OF TITLE DOCUMENT NUMBER

This vehicle was repossessed because of the failure of the former owner(s) to meet the obligation in the matter of settlement of the terms of encumbrances on said vehicle, and this repossession is not made with intent to defeat the purpose of the Texas Motor Vehicle Safety Responsibility Act.

METHOD OF REPOSSESSION: PLEASE MARK THE APPROPRIATE BOX.
SUPPORTING DOCUMENTS MUST BE ATTACHED TO THE TITLE APPLICATION WITH THIS AFFIDAVIT.

☐ **TERMS OF SECURITY (LIEN) AGREEMENT**
If a lien is not recorded on the Texas Title, a certified copy of Security (Lien) Agreement must be attached, and the lienholder must apply for Texas Certificate of Title in the lienholder's name before a transfer of the vehicle ownership can be perfected.

☐ **SEQUESTRATION**
The original or a certified copy of the Sheriff's Bill of Sale must be attached to the title transaction.
(A Writ of Sequestration ordering a sheriff or constable to seize property may be issued by Judges and Clerks of the District and County Courts and Justices of the Peace.)

☐ **FLOOR PLAN LIEN** DEALER'S GENERAL DISTINGUISHING NUMBER _____

PRINT DEALER'S NAME: _____

When a "Floor Plan" lien covers vehicles in a dealer's inventory, and if the dealer is in default under the terms of the security agreement, the lienholder may repossess and transfer ownership without securing title in the dealer's name. In such instances, an application for title in the name of the purchaser must be supported by the following documentation:

1. Manufacturer's certificate or certificate of title properly assigned to the dealership and reassigned to the purchaser by the lienholder.
2. Affidavit for Repossessed Motor Vehicle, Form VTR-264.
3. Photocopy of the Security Agreement or Secretary of State's Form UCC-1.

SIGNATURE OR NAME OF LIENHOLDER _____

BY AUTHORIZED AGENT _____

PRINTED NAME OR NAME OF LIENHOLDER (SAME AS SIGNATURE) _____

(AREA CODE) TELEPHONE NUMBER _____

Before me this day personally appeared the above affiant who by me being duly sworn upon oath says that the statements set forth above are true and correct.


Subscribed and sworn to before me this _____ day of _____, year _____

NOTARY SEAL _____

_____, Notary Public _____ County, Texas

WARNING: TRANSPORTATION CODE § 501.155 PROVIDES THAT FALSIFYING INFORMATION ON ANY REQUIRED STATEMENT OR APPLICATION IS A THIRD-DEGREE FELONY.

Vehicle Titles and Registration Division
Texas Department of Transportation
Austin TX 78779-0001


 Recycled Paper

- The lienholder may transfer ownership by assigning the Certificate of Title when repossessing from a **RECORDED LIEN**.
- Affidavit for Repossessed Motor Vehicle, Form VTR-254, must be completed and accompany the title transfer.

REFERENCE:

- The Motor Vehicle Title Manual
- Texas Traffic Laws, Texas Transportation Code, Chapter 501, Sections 501.002 and 501.074

REPOSSESSION BY A HOLDER OF CHATTEL MORTGAGE


FIRST STATE BANK 4000 BLANK BLVD. SUITE 4000 BLANK, TEXAS 78701	
<u>CHATTEL MORTGAGE</u>	
THE STATE OF TEXAS	KNOW ALL MEN BY THESE PRESENTS:
COUNTY OF <u>Blank</u>	
That <u>Mary Jane Doe</u>	
of <u>Blank</u> County, Texas, hereinafter called	
the Mortgagor, in consideration of the sum of <u>\$100.00</u> and	
other consideration to me in hand paid by <u>First State Bank</u>	
VEHICLE INFORMATION:	
VIN: <u>KNJBT08KCK5236960</u>	
YEAR: <u>2003</u>	
MAKE: <u>FORD</u>	
MODEL: <u>TAURUS</u>	

- When a lien, as evidenced by a Chattel Mortgage or Security Agreement, is not recorded on a certificate of title, the lienholder must secure title in their name when repossessing a motor vehicle from such Chattel Mortgage or Security Agreement.
- If the title is in the name of the person from whom the repossession is made, the title need not be attached, provided a verification of title record is presented.
- If the title is not in the name of the person from whom the repossession was made, then a properly assigned title to such person must be included with the title transfer.
- Affidavit for Repossessed Motor Vehicle (Form VTR-264) must be completed and accompany the title transfer.

REFERENCE:

- The Motor Vehicle Title Manual
- Texas Traffic Laws, Texas Transportation Code, Chapter 501, Section 501.074

RIGHTS OF SURVIVORSHIP AGREEMENT



**Texas
Department
of Transportation**
VTA-122 (Rev. 6/2005)
DOT# 140207

**RIGHTS OF SURVIVORSHIP OWNERSHIP AGREEMENT
FOR A MOTOR VEHICLE**

See reverse side for additional information.

Important! All persons shown in a rights of survivorship agreement must act jointly if ownership of the vehicle is transferred.

We, the persons whose signatures appear below, hereby agree that the ownership of the following described vehicle shall from this day forward be held jointly, and in the event of the death of any of the persons named in the agreement, the ownership of the vehicle shall vest in the survivor(s).

YEAR, MAKE, AND BODY STYLE OF VEHICLE _____

MOTOR OR VEHICLE IDENTIFICATION NUMBER _____

IN WITNESS WHEREOF WE HEREUNTO AFFIX OUR SIGNATURES:

Signature _____	Printed Name _____	Date _____
Signature _____	Printed Name _____	Date _____
Signature _____	Printed Name _____	Date _____
Signature _____	Printed Name _____	Date _____
Signature _____	Printed Name _____	Date _____

CHECK AND SIGN STATEMENTS, IF APPLICABLE.

THE FOLLOWING SIGNATURES MUST BE NOTARIZED.

IF AGREEMENT IS BETWEEN UNMARRIED PERSONS:

☐ 1. We, the persons whose signatures appear below, hereby attest that we are not married.

Signature _____	Printed Name _____	Date _____
Signature _____	Printed Name _____	Date _____

NOTARY SEAL Sworn and subscribed before me on the _____ day of _____, year _____.

NOTARY PUBLIC COUNTY _____, Texas


IF AGREEMENT INCLUDES A MARRIED PERSON BUT DOES NOT INCLUDE THEIR SPOUSE, THE SPOUSE (NOT INCLUDED ON THE RIGHTS OF SURVIVORSHIP AGREEMENT) MUST EXECUTE THE FOLLOWING:

☐ 2. I, the person whose signature appears below, hereby attest that I am not involved in the rights of survivorship agreement, but my spouse (husband or wife), _____, is party to the rights of survivorship agreement. I attest that the above described motor vehicle, subject of the rights of survivorship agreement, is my spouse's separate property and I have no interest in the motor vehicle.

Signature _____	Printed Name _____	Date _____
-----------------	--------------------	------------

NOTARY SEAL Sworn and subscribed before me on the _____ day of _____, year _____.

NOTARY PUBLIC COUNTY _____, Texas



- A Rights of Survivorship Agreement is defined as, "The right of a survivor of a deceased person to the property of said deceased. A distinguishing characteristic of a joint tenancy relationship. Upon the death of any joint tenant, the deceased tenant's interest passes, not to the tenant's lawfully designated beneficiaries or heirs, but to the surviving joint tenants."
- House Bill 381 was passed by the 76th Texas Legislature, Regular Session, 1999. This legislation amended portions of the Certificate of Title Act pertaining to rights of survivorship agreements and allows two or more eligible persons to sign such an agreement. As a result of this legislation, rights of survivorship agreements are no longer restricted to husbands and wives.

- The method used to enter into a Rights of Survivorship Agreement depends upon a number of factors, including the relationship between or among the parties and upon the version of the agreement used. Regardless of the method, a vehicle need not be titled in the names of all the persons in the agreement.
 - If the agreement is to be between a husband and wife:
 - If the husband and wife possess a certificate of title in both their names which does not show a rights of survivorship agreement on its face, they may execute an agreement by using the department's prescribed form for Rights of Survivorship Ownership Agreement for a Motor Vehicle, Form VTR-122.
 - If the husband and wife possess a certificate of title which does show any version of a Rights of Survivorship Agreement on its face, they may execute the agreement and retain the certificate of title in a secure place until the death of the husband or wife necessitates the issuance of a corrected title.
 - The methods described above pertain to those instances when a certificate of title has already been issued for a motor vehicle.

Note: A husband and wife are not required to submit any type of documentation to verify that they are married.

- If the agreement is to be between two or more persons who are not married:
 - Obsolete rights of survivorship forms (those which make specific references to "husband" and "wife") may not be used.
 - If the persons wish to enter into a Rights of Survivorship Agreement, and if they wish to have the "RIGHTS OF SURVIVORSHIP" remark printed on a certificate of title, they must execute a Rights of Survivorship Agreement, Form VTR-122, at the time an application for title is made.
 - They must attest to their unmarried status by affidavit. Such affidavit should be retained with the title.
 - If the persons do not wish to have the remark printed on the certificate of title, they may execute an agreement and retain it until the death of one or more of the persons necessitate the issuance of a transfer of title.
- If the agreement is to be between a person who is married and another person (or persons) who is not that person's husband or wife, the signing person who is married must provide an affidavit from his or her spouse which attests that the motor vehicle is the signing person's separate property.
- The seller of a vehicle may not sign a Rights of Survivorship Agreement for the vehicle being sold unless he or she is the child, grandchild, parent, grandparent, brother, or sister of each other person signing the agreement. Such a relationship includes those established by adoption.
- A motor vehicle is jointly owned when two or more persons execute a Rights of Survivorship Agreement, even if only one of them is the recorded owner. Therefore, all persons shown in a Rights of Survivorship Agreement must act jointly when ownership is to be transferred.

- If the persons named in a Rights of Survivorship Agreement wish to revoke their agreement, they must make application for a new title in the name of the person or persons designated in the agreement. The certificate of title must be surrendered with the application for title. All the persons named in the agreement must execute the assignment of ownership on the certificate of title.
- Upon the death of one or more of the persons named in a Rights of Survivorship Agreement, a certificate of title will be issued:
 - To the survivor(s) or to the survivor(s)' transferee. This may occur provided the agreement is executed on the face of the certificate of title, provided the title indicates the "RIGHTS OF SURVIVORSHIP" remark, or provided the agreement is, otherwise, on file with the department.
 - Only to the survivor(s) if the prescribed agreement (Form VTR-122) was executed and retained for safe keeping.
 - A copy of the deceased person's death certificate must support the application for title.
 - If the agreement was executed by other than husband and wife, the Form VTR-122 is required.

REFERENCE:

- The Motor Vehicle Title Manual
- Texas Traffic Laws, Texas Transportation Code, Chapter 501, Section 501.031

TITLE ISSUANCE WITH CERTIFICATE OF TITLE SURETY BOND

- Section 501.053, Transportation Code provides an alternative to a tax collector's hearing.
- The department **may** issue a certificate of title in instances when any person interested in a motor vehicle which the department has refused to issue a certificate of title or to which the department has suspended or revoked a certificate of title, files a surety bond with the department.
- When the applicant for a Texas title cannot furnish supporting documents satisfactory to the department for the issuance of a Texas title or the department has suspended or revoked an existing Texas title, the applicant must meet one of the following requirements:
 1. Be a Texas resident or military personnel stationed in Texas.
 2. If not a Texas resident, a registration and title verification indicates that a Texas title record exists on the vehicle.
- The applicant shall submit the following:
 1. Completed Form VTR-130-SOF.
 2. All evidence of ownership.
 3. Pencil tracing of Vehicle Identification Number or Statement of Physical Inspection (Form VTR-270).
 4. Two appraisals may be required if vehicle values can not be determined from a nationally recognized motor vehicle industry reporting service.
 5. Weight Certificate if vehicle is a commercial vehicle from out-of-state or no record of Texas title exists.
 6. Vehicle Identification Number Certificate (VI-30-A) if vehicle last titled and/or registered out-of-state.
- Regional office personnel will prepare a rejection letter which specifies the bond amount.
- Applicant shall contact an insurance company and provide proof of financial responsibility.
- A bonded title or tax collector's hearing is not available when a title applicant is unable to provide proof of compliance with U.S. Department of Transportation safety requirements for a vehicle that was not manufactured for sale or distribution in the United States.
- When a bonded title transaction, **supported by the department's letter with enclosures**, is received by the county tax office, the transaction must be examined for completeness and to ensure that the surety bond has been correctly issued.
- The bond must be in the form prescribed by the department and executed by the applicant and by a person authorized to conduct a surety business in Texas.

- The bond must be the Certificate of Title Surety Bond, Form VTR-130-SB, or must contain the exact wording as the Form VTR-130-SB and be properly completed. The following requirements must be met before the transaction may be accepted for filing.
 - The application for title must be filed **within 30 days of the effective date of the bond**. The bond must be an **original** and must:
 1. Be issued on the prescribed form, or must contain exact wording.
 2. Be equal to or greater than the amount indicated on the department's letter.
 3. Contain the principal's (title applicant's) name, complete address, and **original signature**.
 4. Contain the surety company's name, complete address, and signature of the agent.
 5. Describe the correct vehicle (year, make, model, vehicle identification number, and body style).

Note: The vehicle description on the bond should be verified against the one shown on the application for title.

6. Indicate the effective date of the bond.
 7. Contain the surety company seal embossed, stamped or affixed to the bond in the space provided. A digitized seal may also be used.
 8. Any alteration to the surety bond necessitates the issuance of a new bond or a rider properly signed by the agent for the surety company.
- The "BONDED TITLE" brand shall appear on the face of each such title issued.
 - If the issuance of a Salvage Vehicle Title, or Nonrepairable Vehicle Title is requested on a title record reflecting the "BONDED TITLE" brand, such brand shall be carried forward and shall appear on the face of the issued document.
 - The Customer Information Services Branch shall maintain the original surety bonds in file for a three-year period to be determined from the effective date of the bonds.

REFERENCE:

- The Motor Vehicle Title Manual
- Texas Traffic Laws, Texas Transportation Code, Chapter 501, Section 501.053

SALVAGE DOCUMENTS

- **Texas Salvage Certificates (Issued from the early 1970's through August 31, 2003).**
 - Effective September 1, 2003, Texas Salvage Certificates (green) will no longer be issued.
 - Salvage Certificates issued prior to September 1, 2003, will be treated as Salvage Vehicle Titles.
- **Texas Nonrepairable and Salvage Certificates of Title (Issued from December 1997 through August 31, 2003).**
 - Issuance of these title documents resulted from legislative amendments implemented in March 1996.
 - Due to programming requirements needed to issue these documents, the interim procedure required the issuance of the Texas Salvage Certificate stamped with a "Texas Nonrepairable Certificate of Title" or "Texas Salvage Certificate of Title" designation.
 - These documents will be recognized as a Salvage Vehicle Title on and after September 1, 2003.
 - Vehicles titled by Nonrepairable Certificates of Titles, issued during this period only, may be rebuilt, retitled, and reregistered.
- **Salvage Definitions.**
 - Damage means sudden damage to a motor vehicle caused by the motor vehicle being wrecked, burned, flooded, or stripped of major component parts.
 - The term does not include gradual damage from any cause, sudden damage caused by hail, or any damage caused only to the exterior paint of the motor vehicle.
 - Salvage Motor Vehicle means a motor vehicle that:
 - Is damaged to the extent that the cost of repair exceeds the actual cash value of the motor vehicle immediately before the damage; or
 - Is damaged and comes into this state under an out-of-state salvage motor vehicle certificate of title or similar out-of-state ownership document that states on its face "accident damage," "flood damage," "inoperable," "rebuildable," "salvageable," or similar notation; and
 - Does not include an out-of-state motor vehicle with a "rebuilt," "prior salvage," "salvaged," or similar notation, a nonrepairable motor vehicle, or a motor vehicle for which an insurance company has paid a claim for:
 1. The cost of repairing hail damage; or
 2. Theft, unless the motor vehicle was damaged during the theft and before recovery to the extent that the cost of repair exceeds the actual cash value of the motor vehicle immediately before the damage.

- Nonrepairable Motor Vehicle means a motor vehicle that:
 - Is damaged, wrecked, or burned to the extent that the only residual value of the vehicle is as a source of parts or scrap metal; or
 - Comes into this state under a title or other ownership document that indicates that the vehicle is nonrepairable, junked, or for parts or dismantling only.

- **Issuance of Nonrepairable or Salvage Vehicle Titles.**

- The owner of a nonrepairable or salvage motor vehicle that is required to obtain, or voluntarily chooses to obtain, a Nonrepairable or Salvage Vehicle Title will apply for a Nonrepairable or Salvage Vehicle Title by submitting an application, the required documentation and the statutory fee to the department.
- Form: Form VTR-441, Application for Nonrepairable Vehicle Title or Salvage Vehicle Title, is required to be completed and includes the type of damage (flood, collision, or other).

Note: If the condition of a salvage vehicle is caused exclusively by flood, a "Flood Damage" remark will be reflected on the face of the salvage document and will be carried forward upon subsequent title issuance.

- Fee: \$8.

- **Required evidence of ownership and additional documentation (if applicable).**

- Evidence of ownership, such as a Manufacturer's Certificate of Origin, title, etc., properly assigned to the applicant.
- Odometer disclosure statement properly executed by the seller of the motor vehicle and acknowledged by the purchaser, if the motor vehicle is less than 10 model years old and the motor vehicle is a salvage motor vehicle.
- Release of any liens.
- Any additional documentation, such as a power of attorney, etc.

- **Rebuilt salvage vehicles.**

- A motor vehicle titled under one of the following salvage ownership documents may be rebuilt, reconstructed, retitled, and registered:
 - Texas Salvage Certificate issued prior to September 1, 2003;
 - Texas Salvage Certificate of Title issued from December 1997, to August 31, 2003;
 - Texas Nonrepairable Certificate of Title issued from December 1997, to August 31, 2003;
 - Texas Salvage Vehicle Title, issued after August 31, 2003; or
 - Comparable out-of-state ownership document.
- A nonrepairable motor vehicle for which a Nonrepairable Vehicle Title was issued on or after September 1, 2003, **may not** be rebuilt, retitled, or registered under any circumstances.

○ Application for a Rebuilt Salvage Title

- A person, who rebuilds a nonrepairable (Nonrepairable Certificate of Title issued prior to September 1, 2003) or salvage motor vehicle, shall apply for a Texas Certificate of Title to the county tax office in the county in which they reside or where the vehicle was purchased or encumbered.
- The Texas Certificate of Title will contain a "Rebuilt Salvage" remark.

○ Fee: A \$65 Rebuilt Salvage Fee will be assessed in addition to the title application fee and any other fees that may be required.



○ Form: At the time of application for a Rebuilt Salvage Title, a completed Rebuilt Affidavit, Form VTR-61, including the safety inspection sticker number and expiration date of the sticker, will be required.

Note: If an applicant files an application for a Rebuilt Salvage Title on or after September 1, 2003, and submits a Department of Public Safety (DPS) Certificate of Inspection, Form MVT-9, evidencing that the associated fee has been paid, the applicant will not be required to pay the \$65 Rebuilt Salvage Fee or to submit a Rebuilt Affidavit, Form VTR-61.

REFERENCE:


- Motor Vehicle Title Manual
- Texas Traffic Laws
- House Bill 3588, Article 17 (enacted by the 78th Texas Legislature, 2003)
- Texas Transportation Code, Chapter 501, Subchapter E (relating to Nonrepairable and Salvage Motor Vehicles)

Form VTR-222, Texas Salvage Certificate (Issued prior to 9/1/2003)


TEXAS SALVAGE CERTIFICATE							
VEHICLE IDENTIFICATION NUMBER		YEAR MODEL		MAKE OF VEHICLE		BODY STYLE	
CERTIFICATE NUMBER		DATE ISSUED					
GROSS CAPACITY (IN TONS)	WEIGHT	LICENSE NUMBER		PREVIOUS TITLE STATE		ODOMETER READING	
OWNER				 <div style="font-size: 48pt; font-weight: bold; margin-top: 20px;">VOID</div>			
PREVIOUS OWNER							
				REMARK(S)			
				<p>This Salvage Certificate is issued as a receipt verifying that title to the vehicle described herein has been cancelled in accordance with Vernon's Annotated Texas Statutes, Article 6687-2. This is to certify that the person herein named is the owner of the vehicle and there are no liens against this vehicle recorded in the official records of this department as of the date of issuance of this certificate.</p>			
<p>TEXAS DEPARTMENT OF TRANSPORTATION VEHICLE TITLES AND REGISTRATION DIVISION</p>							
INSTRUCTIONS TO REBUILDER							
<p>If this vehicle is rebuilt, the owner responsible for the rebuilding of the vehicle (licensed dealers excluded) must file an application for title with his County Tax Assessor-Collector. The application for title must be supported by the following evidence:</p> <ol style="list-style-type: none"> 1. This Salvage Certificate; 2. A pencil tracing of the Statement of Physical Inspection below executed by the applicant confirming the identity of the vehicle; 3. A Rebuilder's Affidavit (Form 61) executed by the rebuilder of the vehicle. <p>An inspection by an authorized vehicle safety inspection station is required even though the vehicle may already display a valid inspection certificate which was issued prior to rebuilding the vehicle. The vehicle inspection certificate number and expiration date must be recorded on the Rebuilder's Affidavit (Form 61).</p>							
STATEMENT OF PHYSICAL INSPECTION							
<p>This statement is to certify that I have made a physical inspection of the vehicle described above. I further certify that I was unable to obtain a pencil tracing of the vehicle identification number, but the vehicle identification number shown herein corresponds with the vehicle identification number of the vehicle.</p>							
				PRINTED NAME OF OWNER/COMPANY			
				SIGNATURE OF OWNER OR AGENT			
				PRINTED NAME (SAME AS SIGNATURE)		DATE	
<div style="font-size: 24pt; font-weight: bold;">3096757</div>							

FORM VTR-222
REV. 1-99


Form VTR-222-S, Texas Salvage Certificate of Title
(Issued from December 1997 to August 31, 2003)

TEXAS SALVAGE CERTIFICATE OF TITLE	
	VEHICLE TITLES AND REGISTRATION DIVISION 0064467
<h1>VOID</h1>	
<p>IT IS HEREBY CERTIFIED THAT THE PERSON HEREIN NAMED IS THE OWNER OF THE VEHICLE DESCRIBED ABOVE, WHICH IS SUBJECT TO THE ABOVE LIEN.</p> <p>TRANSFER OF OWNERSHIP RESTRICTIONS: UNLESS THE CONDITION OF THE VEHICLE DESCRIBED HEREIN WAS CAUSED SOLELY BY WATER DAMAGE OR THE YEAR MODEL IS SEVEN YEARS OLD OR OLDER, THERE ARE CERTAIN TRANSFER RESTRICTIONS THAT APPLY. CONTACT THE VEHICLE TITLES AND REGISTRATION (VTR) DIVISION OF THE TEXAS DEPARTMENT OF TRANSPORTATION IN AUSTIN, TEXAS OR THE NEAREST VTR REGIONAL OFFICE FOR CLARIFICATION OF THESE RESTRICTIONS.</p> <p>REBUILDER INSTRUCTIONS: BEFORE THE VEHICLE DESCRIBED HEREIN MAY BE RETITLED AND REGISTERED IN TEXAS, THE VEHICLE MUST BE REBUILT AND PASS A SALVAGE MOTOR VEHICLE INSPECTION CONDUCTED BY THE MOTOR VEHICLE THEFT SERVICE OF THE TEXAS DEPARTMENT OF PUBLIC SAFETY.</p> <p>VTR-222-S DO NOT ACCEPT TITLE SHOWING ERASURE, ALTERATION, OR MUTILATION.</p>	


Form VTR-222-NR, Texas Nonrepairable Certificate
(Issued from December 1997 to August 31, 2003)

TEXAS NONREPAIRABLE CERTIFICATE OF TITLE	
	VEHICLE TITLES AND REGISTRATION DIVISION 0038012
TO BE TITLED WITH A REGULAR CERTIFICATE OF TITLE OR REGISTERED IN THIS STATE, THE VEHICLE DESCRIBED HEREIN M U S T BE REBUILT IN ACCORDANCE WITH THE PROVISIONS OF THE TEXAS TRANSPORTATION CODE, CHAPTER 501, OTHERWISE, THE VEHICLE MAY O N L Y BE USED FOR PARTS OR SCRAP METAL.	
VOID	
<p>IT IS HEREBY CERTIFIED THAT THE PERSON HEREIN NAMED IS THE OWNER OF THE VEHICLE DESCRIBED ABOVE. THERE ARE NO LIENS RECORDED IN THE OFFICIAL RECORDS OF THIS DEPARTMENT AS OF THE DATE OF ISSUANCE OF THIS CERTIFICATE OF TITLE.</p> <p>TRANSFER OF OWNERSHIP RESTRICTIONS: UNLESS THE CONDITION OF THE VEHICLE DESCRIBED HEREIN WAS CAUSED SOLELY BY WATER DAMAGE OR THE YEAR MODEL IS SEVEN YEARS OLD OR OLDER, THERE ARE CERTAIN TRANSFER RESTRICTIONS THAT APPLY. CONTACT THE VEHICLE TITLES AND REGISTRATION (VTR) DIVISION OF THE TEXAS DEPARTMENT OF TRANSPORTATION IN AUSTIN, TEXAS OR THE NEAREST VTR REGIONAL OFFICE FOR CLARIFICATION OF THESE RESTRICTIONS.</p> <p>REBUILDER INSTRUCTIONS: BEFORE THE VEHICLE DESCRIBED HEREIN MAY BE RETITLED AND REGISTERED IN TEXAS, THE VEHICLE MUST BE REBUILT AND PASS A SALVAGE MOTOR VEHICLE INSPECTION CONDUCTED BY THE MOTOR VEHICLE THEFT SERVICE OF THE TEXAS DEPARTMENT OF PUBLIC SAFETY.</p> <p>VTR-222-NR DO NOT ACCEPT TITLE SHOWING ERASURE, ALTERATION, OR MUTILATION.</p>	

Form VTR-222-S, Texas Salvage Vehicle Title
(Issued after August 31, 2003)

TEXAS SALVAGE VEHICLE TITLE	
	VEHICLE TITLES AND REGISTRATION DIVISION 220925
<h1>VOID</h1>	
<p>IT IS HEREBY CERTIFIED THAT THE PERSON HEREIN NAMED IS THE OWNER OF THE VEHICLE DESCRIBED ABOVE, WHICH IS SUBJECT TO THE ABOVE LIEN.</p> <p>TRANSFER OF OWNERSHIP RESTRICTIONS: Certain restrictions apply to the sale or transfer of this vehicle, unless the damage was caused solely by water damage. Contact the Texas Department of Transportation, Vehicle Titles and Registration Division (VTR) in Austin, Texas or the nearest VTR Regional Office for clarification of these restrictions.</p> <p>REBUILDER INSTRUCTIONS: The owner responsible for rebuilding this vehicle (licensed dealers excluded) must file an application with the appropriate County Tax Assessor-Collector for a regular certificate of title. The application must be supported by this Salvage Vehicle Title (properly assigned) and a completed Rebuilt Affidavit (Form VTR-61), executed by the rebuilder of the vehicle that includes the vehicle inspection certificate number and expiration date showing a vehicle safety inspection has been conducted by an authorized state inspection station after the rebuilding of the vehicle, AND verification of the vehicle's identification number in the form of a pencil tracing or the Statement of Physical Inspection executed on the Form VTR-61.</p> <p>NOTE: If this vehicle is rebuilt and registered and titled in a state other than Texas, the owner will be required to follow that state's salvage procedure.</p> <p>VTR-222-S (Rev. 9/2003) DO NOT ACCEPT TITLE SHOWING ERASURE, ALTERATION, OR MUTILATION.</p>	

Form VTR-222-NR, Texas Nonrepairable Vehicle Title
(Issued after August 31, 2003)

TEXAS NONREPAIRABLE VEHICLE TITLE	
	VEHICLE TITLES AND REGISTRATION DIVISION 0142403
THIS VEHICLE MAY NOT BE REPAIRED, REBUILT, OR RECONSTRUCTED, ISSUED A REGULAR CERTIFICATE OF TITLE, REGISTERED OR OPERATED IN TEXAS. THIS VEHICLE MAY BE USED <u>ONLY</u> AS A SOURCE FOR USED PARTS OR SCRAP METAL.	
VOID	
IT IS HEREBY CERTIFIED THAT THE PERSON HEREIN NAMED IS THE OWNER OF THE VEHICLE DESCRIBED ABOVE, WHICH IS SUBJECT TO THE ABOVE LIEN.	
TRANSFER OF OWNERSHIP RESTRICTIONS: Certain restrictions apply to the sale or transfer of this vehicle, unless the damage was caused solely by water damage. Contact the Texas Department of Transportation, Vehicle Titles and Registration Division (VTR) in Austin or the nearest VTR Regional Office for clarification of these restrictions.	
VTR-222-NR (Rev. 9/2003)	DO NOT ACCEPT TITLE SHOWING ERASURE, ALTERATION, OR MUTILATION.

DOCUMENTS REQUIRED ON VEHICLES IMPORTED INTO THE UNITED STATES

- Unless a vehicle that was manufactured for “off-highway use” meets the 25 year model exemption or other exceptions (such as entering from a United States Territory), the title applicant must present United States Department of Transportation (USDOT) or Customs documentation that the vehicle meets United States safety standards. (See references for additional exceptions.) Acceptable importation documentation includes:
 - **Evidence of ownership.**
 - All vehicles imported into the United States must have proper evidence of ownership.
 - The original documents constituting valid proof of ownership in the country in which the vehicle was originally purchased must be surrendered when an application for Texas Certificate of Title is filed. (A certified copy of the foreign evidence of ownership will be acceptable provided it is certified by the appropriate foreign registrar.)
 - The surrendered evidence must reflect a proper transfer to the first United States purchaser or importer and contain a complete chain of transfers to the applicant.
 - Acceptable evidence of ownership.
 - If a vehicle is imported from a country that cancels the vehicle registration and title for export, the documents assigned to the vehicle after the registration and title have been canceled.
 - A foreign country registration receipt properly assigned to the title applicant or accompanied by a bill of sale to the title applicant.
 - A properly assigned foreign country title with translation, if applicable.
 - A security Manufacturer's Certificate of Origin (MCO) on all new imported vehicles.

Note: Use of the Polk's Foreign Vehicle Registration Manual shall be used to properly identify acceptable foreign evidence of ownership and other documents.

- **Unacceptable evidence of ownership.**
 - Foreign bills of sale or invoices will not be acceptable without proper evidence of ownership from the country in which the vehicle was last registered. The only exception is if the evidence of ownership does not contain a transfer of ownership section.
 - Alterations on foreign documents are not acceptable. Written verification should be obtained from the appropriate foreign country by the applicant.

- **Required import documentation.**

- Importers of vehicles must file a USDOT Form HS-7, Application for (Declaration) Importation of Motor Vehicles and Motor Vehicle Equipment Subject to Federal Motor Vehicle Safety, Bumper and Theft Prevention Standards. This document is available at ports of entry at the time a vehicle is imported to declare whether the vehicle complies with all applicable federal motor vehicle safety standards (USDOT safety requirements).
- A properly completed Automated Broker Interface (ABI) screen can be provided, and will serve as U. S. Customs entry/clearance documentation.
 - An ABI screen in lieu of a USDOT Form HS-7 will show the USDOT safety requirement eligibility information normally provided on the USDOT Form HS-7.
- Vehicles manufactured to meet all applicable USDOT safety requirements will have a USDOT Safety Certification label affixed by the original manufacturer in the area of the driver-side door.
 1. U. S. Customs may inspect the vehicle and certify whether or not the vehicle conforms to USDOT safety requirements. If it is confirmed that the vehicle complies with USDOT safety requirements, certification on U. S. Custom's letterhead and signed by a customs agent will be acceptable in lieu of the USDOT Form HS-7.
 2. Vehicle Titles and Registration Division personnel may also inspect the vehicle to confirm that a USDOT Safety Certification Label has been affixed to the driver side door area by the original manufacturer or USDOT Registered Importer. This inspection serves only as proof of compliance with USDOT safety requirements. However, U. S. Customs entry/clearance documentation must also be obtained.
- A vehicle without a USDOT Safety Certification label must be imported as a nonconforming vehicle through a USDOT Registered Importer and post a USDOT Bond. (See references for more information.)

Note: If the U.S. Customs documentation or USDOT Form HS-7 is not properly executed and stamped, please advise the customer to call the vehicle manufacturer or U. S. Department of Transportation (USDOT) for written verification (letter) of compliance.

- **Additional documentation required on foreign/imported vehicles.**

- An Identification Certificate, Form VI-30-A, properly executed by a state-approved Safety Inspection Station, will be required on all vehicles imported into the United States.
- An Inspection Report on the bottom of the Application for Reassigned Number, Form VTR-68-A, executed by a law enforcement officer.
- A weight certificate on all imported commercial motor vehicles in excess of one ton.
- U. S. Custom's entry/clearance documentation, if applicable.

- Valid proof of financial responsibility covering the described vehicle, in the applicant's name.
- An odometer disclosure statement, if applicable.
- When an individual's name is shown with the notation "D.B.A." in conjunction with the name of a dealership on the foreign evidence of ownership, a separate affidavit shall be required from the dealership certifying that such individual is a bona fide agent/employee of the dealership.
- **United States Customs entry/clearance documentation.**
 - In addition to proof of compliance with applicable USDOT safety requirements, an Application for Texas Certificate of Title, Form 130-U, must also be supported by acceptable U. S. Customs entry/clearance documentation. (See references for more information.)
- **Statutory option.**
 - A Tax Assessor-Collector's Hearing is not available when the applicant cannot furnish the USDOT bond release letter or, if applicable, the proof of payment of the gas guzzler tax.
 - Tax assessor-collectors are not precluded from holding a hearing if the applicant can provide such documents but does not have proper evidence of ownership.
 - In such instances, if a hearing is requested, all interested parties must be notified, including the U. S. Customs Service.

REFERENCE:

- Motor Vehicle Title Manual
- Texas Traffic Laws, Texas Transportation Code, Chapter 501, Section 501.030

REGISTRATION PURPOSES ONLY

- Registration purposes only title receipts are issued in those instances when the owner does not have the negotiable title to surrender (held by lienholder, lost, etc.). It is also issued in apprehended situations when a new or out-of-state vehicle has been stopped by law enforcement due to lack of proper Texas registration.
- If a lien is recorded upon the evidence of ownership presented, such lien should be noted on the application, Form VTR-272, Application for Registration Purposes Only.
- The negotiable evidence of ownership covering this vehicle should not be submitted with the application. All negotiable documents presented **should be returned to the applicant.**
- The description must describe a used vehicle last registered out-of-state and must agree with the description shown on the Identification Certificate, Form VI-30-A.
- The prior state of registration (2-letter abbreviation) should always be indicated in the previous owner address (Block #15) of the Form 130-U.
- The vehicle must be registered in the name of the owner.
- A weight certificate for all commercial vehicles in excess of one ton must be submitted, except cases of apprehensions, when the requirement may be waived by a field auditor of the Vehicle Titles and Registration Division or an officer of the Department of Public Safety.
- An Identification Certificate must be submitted.
 - If the vehicle has been apprehended for a registration violation, the Identification Certificate is not required provided an out-of-state address is shown on the application for non-negotiable title; and
 - The applicant furnishes a self-certification as to the correct vehicle identification number appearing on the vehicle.
- A Power of Attorney is not required as authorization for an agent or operator to sign for an owner.

REFERENCE:

- Motor Vehicle Title Manual
- Texas Traffic Laws, Texas Transportation Code, Chapter 501, Section 501.029

APPLYING FOR REGISTRATION PURPOSES ONLY FOR IMPORTED VEHICLES



APPLICATION FOR REGISTRATION PURPOSES ONLY

**ONLY FOR A VEHICLE THAT WAS LAST REGISTERED OR TITLED
OUT OF STATE THAT IS ELIGIBLE FOR TEXAS REGISTRATION**

NOTICE TO APPLICANT: THIS APPLICATION IS FOR REGISTRATION PURPOSES ONLY AND A TEXAS CERTIFICATE OF TITLE WILL NOT BE ISSUED. THE RECEIPT ISSUED UPON FILING THIS APPLICATION WILL SERVE AS YOUR REGISTRATION RECEIPT AND PROOF OF APPLICATION FOR REGISTRATION ONLY.

VEHICLE YEAR	MAKE	BODY STYLE	OUT-OF-STATE LICENSE PLATE NUMBER	YEAR OF LICENSE
OUT-OF-STATE TITLE NUMBER			VEHICLE IDENTIFICATION NUMBER	
ISSUED BY THE STATE/COUNTRY OF			EMPTY WEIGHT	CARRYING CAPACITY
			GROSS WEIGHT	

**I HEREBY REQUEST REGISTRATION PURPOSES ONLY BE ISSUED FOR THE VEHICLE DESCRIBED ABOVE.
I AM NOT SURRENDERING NEGOTIABLE EVIDENCE OF OWNERSHIP.**

NAME OF OWNER _____

ADDRESS _____

CITY _____ STATE _____ ZIP CODE _____

NAME OF LIENHOLDER (AS SHOWN ON OUT-OF-STATE EVIDENCE) _____

ADDRESS OF LIENHOLDER _____ CITY _____ STATE _____ ZIP CODE _____

☐ **IF THE VEHICLE IS LOCATED OUTSIDE OF TEXAS, BUT IS OTHERWISE ELIGIBLE FOR TEXAS REGISTRATION:**
(Check if applicable) NOTE: Self-certification of the vehicle identification number is required.

I declare that:

- In making this self-certification, I **physically inspected** the vehicle described above and found the permanent vehicle identification number to be as indicated above;
- At the time this vehicle is being registered in Texas, the vehicle is **not located in Texas**, and therefore, is exempt from the Safety Inspection provisions of the Texas Certificate of Title Act (Transportation Code, §501.030); and
- I am submitting a photocopy of my evidence of ownership to verify that I am the owner, or authorized agent for the owner, of the motor vehicle.

Military personnel or students located outside the State of Texas, see reverse side.

IF THE VEHICLE IS AN IMPORTED VEHICLE (must check one):
I declare the above described vehicle on which I am requesting issuance of Registration Purposes Only qualifies under the following provisions as referenced by the attached DOT Form HS-7:

☐ Vehicle is 25 or more years old.

☐ Vehicle complies with all Federal Motor Vehicle Safety Standards.

☐ Vehicle was imported into the United States for a temporary period by a nonresident, does not conform to the federal Motor Vehicle Standards, and therefore, **cannot be sold in the United States. VALID FOR ONE REGISTRATION PERIOD ONLY.**

☐ Vehicle was imported into the United States by a member of the armed forces of a foreign country on assignment in the U.S., does not conform to federal Motor Vehicle Standards, and therefore, **cannot be sold in the United States.**

☐ Other.

**I, THE UNDERSIGNED OWNER OF THE MOTOR VEHICLE DESCRIBED ABOVE, DO HEREBY CERTIFY
THAT THE STATEMENTS SET FORTH ABOVE ARE TRUE AND CORRECT.**

SIGNATURE OF OWNER (OR AUTHORIZED AGENT) _____ PRINTED NAME OF OWNER _____ DATE _____

WARNING: TRANSPORTATION CODE, §501.155 PROVIDES THAT FALSIFYING INFORMATION ON ANY REQUIRED STATEMENT OR APPLICATION IS A THIRD-DEGREE FELONY.

DO NOT ATTACH ORIGINAL OUT-OF-STATE EVIDENCE OF OWNERSHIP.

TEXAS DEPARTMENT OF TRANSPORTATION
VEHICLE TITLES AND REGISTRATION DIVISION
AUSTIN, TX 78779-0001

(OVER)

- When a nonresident applicant or member of the armed forces of a foreign country on assignment in the United States presents a foreign evidence of ownership and applies for Registration Purposes Only on a vehicle that was not manufactured for

sale or distribution in the U. S. (a VIN that does not meet U. S. VIN code requirements is the determining factor), the following document(s) must also be required:

- If the foreign title has been issued for more than one (1) year, no additional evidence other than the Form VI-30-A will be required.
- If the foreign title has not been issued for one year, satisfactory evidence from the other state verifying that a bond release letter from USDOT was surrendered may be accepted, in lieu of the following documents:
 1. An original bond release letter from USDOT (with all attachments referred to in the letter, if any).
 2. A receipt or certificate issued by the U. S. Department of the Treasury showing that any and all gas guzzler taxes due on the vehicle have been fully paid, if applicable.
 3. In lieu of the bond release letter from USDOT, an applicant claiming exemption from USDOT requirements must provide a legible copy of USDOT Form HS-7 (yellow copy) as filed with the U.S. Department of Transportation which confirms the exemption. These forms must be validated with an original Customs stamp. (Certified copies by U. S. Customs are also acceptable.)
- If an application for RPO title is filed, a copy of the foreign evidence showing proof of title and/or registration or written verification must be submitted confirming the date the original foreign evidence of ownership was issued.
- Indicate the country of registration in the previous owners block.
- If a title for Registration Purposes Only (RPO title) was issued on an application filed prior to June 18, 1987, the bond release letter from USDOT and/or the USDOT Form HS-7 will not be required on the subsequent application for a negotiable title.
 - If an application for title was rejected prior to June 18, 1987 (for customs documentation), the bond release letter from USDOT and/or USDOT Form HS-7, if applicable, will not be required when the application is submitted.
- Foreign visitors or students may operate their vehicles in Texas for a period of only one (1) year provided the vehicles display current foreign license plates and an international marker and the foreign national does not establish residence or become gainfully employed.
- Foreign military and civilian personnel on assignment in Texas under a NATO agreement may operate their vehicles in Texas indefinitely provided the vehicles display current foreign license plates and an international marker.
- Due to the North American Free Trade Agreement, foreign commercial motor vehicles **do not** have the option of United States registration using the registration purposes only option.

REFERENCE:

- Motor Vehicle Title Manual
- Texas Traffic Laws, Texas Transportation Code, Chapter 501, Section 501.029

TRANSFER OF TEXAS TITLED VEHICLE

- Texas law requires that a vehicle be titled and registered in the buyer's name within 20 working days of the date of sale.
- An individual who purchases a vehicle outside the county of their residence may file an application for title in the county in which they reside or the county in which the vehicle is purchased or encumbered.
- If purchasing from a dealer, the dealer is statutorily required to file the title transaction on behalf of the Texas buyer.
 - Dealers are not required to file the title transaction on behalf of the Texas buyer in the following situations:
 1. The vehicle has been declared a total loss by an insurance company in the settlement or adjustment of a claim.
 2. The vehicle for which the certificate of title has been surrendered in exchange for a salvage certificate of title; a nonrepairable motor vehicle certificate of title; a certificate of authority issued under Texas Transportation Code, Subchapter D, Chapter 683; or an ownership document issued by another state.
 3. The vehicle has a gross weight in excess of 11,000 pounds.
- All information required to be shown on the application and form (excluding buyer(s) and seller(s) signatures) should be typewritten or printed in black or blue ink.
 - The buyer(s) and seller(s) signatures must be signed in black or blue ink.
- The Form 130-U should be completed and contain the following:
 - The make of vehicle.
 - The vehicle identification number.
 - The current Texas license number.
 - The year model of the vehicle.
 - The body style of the vehicle.
 - The manufacturer's rated carrying capacity (if applicable).
 - The empty weight of the vehicle.
 - An odometer reading if required. (See pages 14 - 15.)
 - The previous owner's name and address.
 - The signature of the buyer(s) and purchaser(s).
 - The Social Security Number of the purchaser(s) (or Federal Tax I.D. Number).
 - Lien date and name and address of each lienholder (if applicable).

- For a person-to-person sale, a Form 130-U and the certificate of title must be signed in ink by both the buyer(s) and seller(s). If the vehicle is exempt from the odometer disclosure requirements, the buyer(s) is not required to execute the odometer disclosure acknowledgement.
- When an application for title is filed with the county tax office, the information appearing on the application is used to prepare the Form VTR 500-RTS, Title Application Receipt, or Form VTR-31-RTS, Tax Collector's Receipt for Title Application/Registration/Motor Vehicle Tax.

REFERENCE:

- Motor Vehicle Title Manual
- Texas Traffic Laws, Texas Transportation Code, Chapter 520, Section 520.031

COLLECTION OF DELINQUENT PENALTY

- The purchaser of a used or secondhand vehicle (dealers exempted) shall, within 20 working days of the date of transfer, file an application for transfer of title and registration, if required, with the county tax office. A penalty of \$10.00 is required to be paid if the purchaser fails to file such transfer papers within the designated time period.
- Delinquent transfer penalties should be collected in accordance with the following:
 - Date of assignment
 - Texas Titles and Dealer's Reassignment of Title (Form 41-A) - The \$10.00 delinquent transfer penalty shall be collected only in those instances when a Texas titled vehicle is currently registered in Texas at the time of purchase and an application for transfer of title is not filed within 20 working days from the date of sale to a retail purchaser. A penalty is not due when the assignment of a Texas title is executed out-of-state.
 - Filing date
 - The date an application is accepted by a county tax office is the official filing date. This date is indicated on Title Application Receipt.
 - Twenty day filing period
 - The 20 days shall start with the day following the date of assignment and shall include only those work days on which the tax offices are open. Saturdays, Sundays, and days on which the tax offices are closed will not be included as a part of the 20 day filing period.
 - The \$10.00 delinquent transfer penalty does not apply to the following:
 - New vehicles.
 - Unregistered Texas titled vehicles.
 - Out-of-state evidence of ownership.
 - United States government vehicles.
 - Vehicles owned by exempt agencies.
 - Vehicles sold by an exempt agency to nonexempt purchaser.
 - Transfers executed out-of-state.
 - Vehicles being titled in the name of a dealer.
 - Transfers by operation of law.
 - Applications for corrected title.
 - Off-highway motorcycles and 4-wheel all terrain vehicles (ATVs).
 - Insurance companies.
 - Salvage ownership documents.

REFERENCE:

- Motor Vehicle Title Manual
- Texas Traffic Laws, Texas Transportation Code, Chapter 520, Section 520.032

TITLE TRANSACTION ASSEMBLY PROCEDURES

	1	2	3	4	5
	Form VTR-500-RTS, Title Application Receipt	Form 130-U, Application for Texas Certificate of Title and when applicable, followed by: Form VTR-131, Request to Issue Negotiable Certificate of Title without Registration	Supporting Evidence of Ownership: <ul style="list-style-type: none">• Manufacturer's Certificate of Origin (MCO);• Form 30-C, Texas Certificate of Title, Original;• Form 30-CCO, Texas Certificate of Title, Certified Copy;• Negotiable out-of-state title;• Out-of-State/Country registration receipt;• Foreign evidence of ownership;• Valid court order (county level or higher); or• County Tax Assessor-Collector's ruling;• Original Surety Bond, Form VTR-130-SB, Certificate of Title Surety Bond or Rider (amendment to Surety Bond). *• Power of Attorney (original or certified copy) executed by a Texas agent of the surety company (if applicable).	Other Supporting Evidence: <ul style="list-style-type: none">• Form VTR-31-RTS, Tax Collector's Receipt for Texas Title Application/Registration/Motor Vehicle Tax;• Form 41-A, Dealer's Reassignment of Title for a Motor Vehicle;• Form VTR-271, or Form VTR-271-A, Power of Attorney to Transfer Motor Vehicle;• Form 40, Odometer Disclosure Statement;• Bill of Sale.• Form VTR-52-A, Application for Farm Trailer/Semitrailer, Farm Truck, or Farm Truck Tractor License Plates.	Out-of-state Vehicles: <ul style="list-style-type: none">• Provost Marshal's military verification of self-certification;• Form VTR-272-B, Certification of Vehicle Identification Number for Vehicle Located Out of State;• Form VI-30-A, Identification Certificate;• Form VTR-301, Request for Pencil Tracing of Vehicle Identification Number (VIN); or• Form VTR-270, Statement of Physical Inspection.

ASSEMBLY

Documents are assembled in the following order for each title transaction and securely stapled together one inch from the top left corner.

* Transactions must be received within 30 days from the effective date of the bond.

TITLE PACKAGE REPORT ASSEMBLY PROCEDURES

Title transactions must be accompanied by the Title Package Report, RTS POS5911, placed at the front of the title transaction "bundle".

- Staple multiple Title Package Reports together. (Do not combine different dates.)
- Place the Title Package Report (face up) on top of the accompanying title transaction bundles. (The Title Package Report should account for the majority of the transactions within the bundle.)
- Secure the Title Package Report to the accompanying title transactions. Submit no more than 300 transactions per bundle.

Place all "Special Handle" transactions in the appropriate envelope (Bonded Title, Lemon Law, etc.) on top of all bundles being submitted. (Refer to Page 2 for additional information.)

SPECIAL HANDLE TRANSACTIONS ASSEMBLY

“SPECIAL HANDLE” TRANSACTIONS Certain title transactions and requests must be submitted in a separate envelope, and labeled appropriately.	TRANSACTION	LABEL FOR ENVELOPE	ADDITIONAL INFORMATION/ACTION
	BONDED TITLE	“BONDED TITLE”	<ul style="list-style-type: none"> Transactions supported by Certificate of Title Surety Bonds.
	LEMON LAW	“LEMON LAW”	<ul style="list-style-type: none"> Transactions indicating “Manufacturer Buyback” on the Form 130-U, or supported by out-of-state titles indicating a similar title brand.
	REJECTION REQUESTS	“REJECTIONS”	<ul style="list-style-type: none"> Submit “photo copies” of the Title Application Receipt, Form VTR-500. Print the word “Rejection” to the left of the transaction on the Title Package Report. Do not submit <u>original</u> title “Rejection” transactions.
	RESUBMITTED	“RESUBMIT”	<ul style="list-style-type: none"> Transactions corrected outside of RTS - i.e., missing signatures, missing documents, etc.
	SPECIAL EXAMINATION (NEW)	“EXAM REQUIRED”	<ul style="list-style-type: none"> Transactions marked “Special Examination Required” on the RTS Title Application Receipt will only be examined if placed in the “EXAM REQUIRED” envelope.
	SPECIAL HANDLING	“SPECIAL HANDLING”	These transactions will consist of: <ul style="list-style-type: none"> Apportioned vehicle transactions. Exempt vehicles with lien transactions. Reconstructed vehicle transactions. Salvage vehicle transactions.
	SPECIAL PLATES	“SPECIAL PLATES”	<ul style="list-style-type: none"> These transactions are for county tax offices that are unable to directly order/issue license plates.
	TITLE ONLY	“TITLE ONLY”	<ul style="list-style-type: none"> Transactions for issuance of title and no registration.

EXCEPTIONS DO NOT SUBMIT	FUNDS – Mail directly to: Finance Division Chimney Corners Station PO Box 26420 Austin, TX 78755-6420	Do submit the Funds Remittance Report and all checks <u>directly to the Finance Division in separate envelopes.</u> Do not include with the title packages, even though the addresses are the same.
	ADDITIONAL COLLECTIONS RECEIPT	Do not submit ANY Additional Collections Receipts (TERP, Registration, Title fees), or non-titled vehicles such as utility trailers, etc.
	TITLE PACKAGE REPORT EXCEPTIONS	Do not submit pages of the Title Package Report <u>that do not list a title transaction document number.</u>
	VOID TRANSACTIONS	Do not submit “Void” title transactions. <ul style="list-style-type: none"> Print the word “Void” to the left of the transaction number on the Title Package Report.

MAIL <u>ENTIRE TITLE PACKAGE</u> TO:	Vehicle Titles and Registration Division Texas Department of Transportation PO Box 26420 Austin, TX 78755-0420	COURIER SERVICES DELIVER TO: Vehicle Titles and Registration Division Attention: TCS 4000 Jackson Avenue Austin, TX 78731
---	---	--

YEAR-ROUND REGISTRATION

- Texas implemented a year-round (staggered) registration system on January 1, 1978. Under the present staggered registration system, registration expiration dates in different months throughout the year are assigned to:

○ Amateur Radio	○ Animal Friendly	○ Apportioned
○ Armed Forces	○ Big Bend National Park	○ City Bus
○ Classic	○ Classic (Old Plate)	○ Collegiate
○ Conservation	○ Converter	○ Dealer
○ Disabled Person	○ Disabled Veteran	○ Exempt (Alias)
○ Farm trucks	○ Farm trailers	○ Light trucks
○ Motorcycle	○ New Millennium	○ Passenger cars
○ Peace Officer	○ Personalized	○ Private Bus
○ Non-Profit Organizations	○ Professional Sports Team	○ Purple Heart
○ Read to Succeed	○ Special Olympics Texas	○ Texans Conquer Cancer
○ Texas. It's a Whole Other Country	○ Texas Agriculture Products	○ Texas Capitol
○ Texas Aerospace Commission	○ Texas Commission on Alcohol and Drug Abuse	○ Texas Commission on the Arts
○ Texas Citrus Industry	○ Texas YMCA	○ Texas Young Lawyers
○ Texas Commission for the Deaf and Hard of Hearing	○ Tow Trucks	○ Tractor
○ Travel Trailers	○ Trailers and semitrailers registered with regular trailer license plates	○ United States Armed Forces Auxiliaries
○ United States Olympic Committee	○ Vietnam Veteran	○ Volunteer Advocate
○ Volunteer Firefighters	○ Waterfowl and Wetlands	○ World War II Veteran

- **Registration period.**

- Most registration periods assigned by the department consist of 12 consecutive months.
- Every vehicle classification that displays multi-year license plates is eligible to register for a 12, 24, or 36-month registration period.
- Current or preceding year model vehicles that have never been registered in this state or another state can register for a 12, 24, or 36-month registration period through the Registration and Title Systems (RTS).

- **Late Registration.**

- If determined that there is a valid reason for late registration, the vehicle will be registered for a 12-month period.

- **New and out-of-state vehicles registered under year-round system.**

- All new and out-of-state passenger vehicles, light trucks (one ton or less manufacturer's rated carrying capacity), motorcycles, mopeds, travel trailers, trailers, farm trucks, and farm trailers are to be registered as of the date of application for a 12-month period inclusive of the month in which the application is filed.

Note: A vehicle that is being registered during the month of November will be issued a registration period of one-year that will extend from November through October.

- **Designation of registration period by owner.**

- An owner of a motor vehicle or trailer has the option to change the vehicle's current registration expiration month to coincide with the month of another vehicle owned by the applicant. The expiration date chosen must be a minimum of 12 months from the time of registration.
- An applicant may change the expiration month of a vehicle during initial registration or at the time of renewal.
- The tax assessor-collector should compute the registration fee as one-twelfth the annual registration fee multiplied by the number of months (minimum of 12) in the designated registration period.
- The department will issue an applicant for registration, who pays registration fees for a designated period, a registration receipt and registration insignia that are valid until the expiration of that designated period.

- **Financial responsibility.**

- Proof of financial responsibility is required **regardless of whether registration is accomplished in person, by mail or through the Internet.**
- Texas has mandatory automobile liability insurance and has a financial responsibility law that requires a vehicle owner, when involved in an accident in which personal injury, death, or property damage of \$1,000.00 or more occurs, to show proof of his ability to respond to liability for damages when there is a reasonable probability of a judgment in the following amounts:

- \$20,000.00 because of bodily injury to or death of one person in any one accident;
 - \$40,000.00 because of bodily injury to or death of two or more persons in any one accident, subject to limit of \$20,000.00 for one person; and
 - \$15,000.00 because of injury to or destruction of property of others in any one accident.
- The most common evidence of financial responsibility is a liability insurance card which is issued by the liability insurance company to the policy holder. Other types of acceptable proof of **current** insurance include insurance policies, self-insurance or pool coverage documents, binders, and certificates of self-insurance, bond, etc.
 - The **original or a photocopy** of the evidence of financial responsibility satisfies the requirement of proof at the time of registration. **All** original documentation will be returned to the registrant.
- **Apprehended vehicles.**
 - Vehicles apprehended while operating unregistered will be registered for a full registration year plus a 20% penalty.

REFERENCE:

- Motor Vehicle Registration Manual
- Motor Vehicle Title Manual
- Texas License Plate Book
- Texas Traffic Laws, Texas Transportation Code, Subchapter D. Registration Procedures and Fees
- Vernon's Texas Codes Annotated

LICENSE PLATES

- **Annual License Plates.**

- The following information relates to all “annual” license plate classifications that have the established expiration dates of March, June, September and December.
- **Expiration of Registration.**
 - **March expiration dates.** The following license plates expire each March 31st.
 - ❖ Combination;
 - ❖ Congressional Medal of Honor;
 - ❖ Cotton Vehicle (plates are not embossed);
 - ❖ Disaster Relief;
 - ❖ Fertilizer;
 - ❖ In Transit;
 - ❖ Legion of Valor;
 - ❖ Manufacturer;
 - ❖ Soil Conservation; and
 - ❖ Token Trailer.
 - **June expiration dates.**
 - ❖ Honorary Consul and Texas Guard License Plates expire each June 30th.
 - **September expiration dates.**
 - ❖ Log Loader License Plates expire September 30th.
 - **December expiration dates.** The following license plates expire each December 31st.
 - ❖ County Judge;
 - ❖ Federal Administrative Law Judge;
 - ❖ State Judge;
 - ❖ State Official;
 - ❖ U.S. Congress-House;
 - ❖ U.S. Congress-Senate; and
 - ❖ U.S. Judge.

- **Multiple Year License Plates.**

- **Five Year Period.** The following license plates and registration numbers are issued for a five year period, and expire every five years on March 31st :
 - Antique Vehicle and Antique Motorcycle License Plates and Antique tabs;
 - Foreign Organization License Plates;
 - Military Vehicle License Plates and registration number; and
 - Parade License Plates.

REFERENCE:

- Motor Vehicle Registration Manual
- Motor Vehicle Title Manual
- Texas License Plate Book
- Texas Traffic Laws, Texas Transportation Code, Subchapter D. Registration Procedures and Fees
- Vernon's Texas Codes Annotated

REGISTRATION RENEWAL NOTICE

- A License Plate Renewal Notice will be mailed by the department to each vehicle owner approximately six to eight weeks prior to the expiration of the vehicle's registration.
- The renewal notice will indicate the proper registration fee and all applicable fees to be collected and the month and year the registration will expire.
- **Local Fees, Road & Bridge Fees, and Other Fees.**
 - County Road and Bridge Fee: Texas law provides counties the option of imposing a County Road and Bridge Fee not to exceed \$10.00, in addition to the regular registration fee for each vehicle registered in the county. The fees collected by a particular county are submitted to the department and then returned back to that county's treasurer to be credited to that county's road and bridge fund.
 - Young Farmer Fee: Texas law requires/imposes that persons registering Farm Trucks or Farm Truck-tractors to pay an additional \$5.00 fee each year to be deposited in the Young Farmers Endowment Fund. This fee is submitted to the comptroller for deposit into the Texas Agricultural Fund to the credit of the Young Farmer Loan Guarantee account.
 - Child Safety Fee: Texas law provides that the counties may impose an extra fee, up to \$1.50, to be deposited in the Child Safety Fund. The money generated from the collection of this fee is used to fund various child safety programs.
 - RTS Automation Enhancement Fee: Texas law provides that counties with populations greater than 50,000 shall charge an RTS Automation Enhancement Fee of \$1.00, in addition to the regular registration fee. This fee is used by the department to enhance the departments Registration and Title Systems.
 - Financial Responsibility Fee: Texas law requires/imposes a Financial Responsibility Fee of \$1.00, in addition to the regular registration fee. The funds collected prior to August 31, 2005 are to be used to support reengineering the Department of Public Safety's driver's license system, and after August 31, 2005, for use by DPS, TDI, and TxDOT to carry out Subchapter N (Insurance Verification System).

REFERENCE:

- Motor Vehicle Registration Manual
- Texas Transportation Code, Chapter 502, Section 502.151

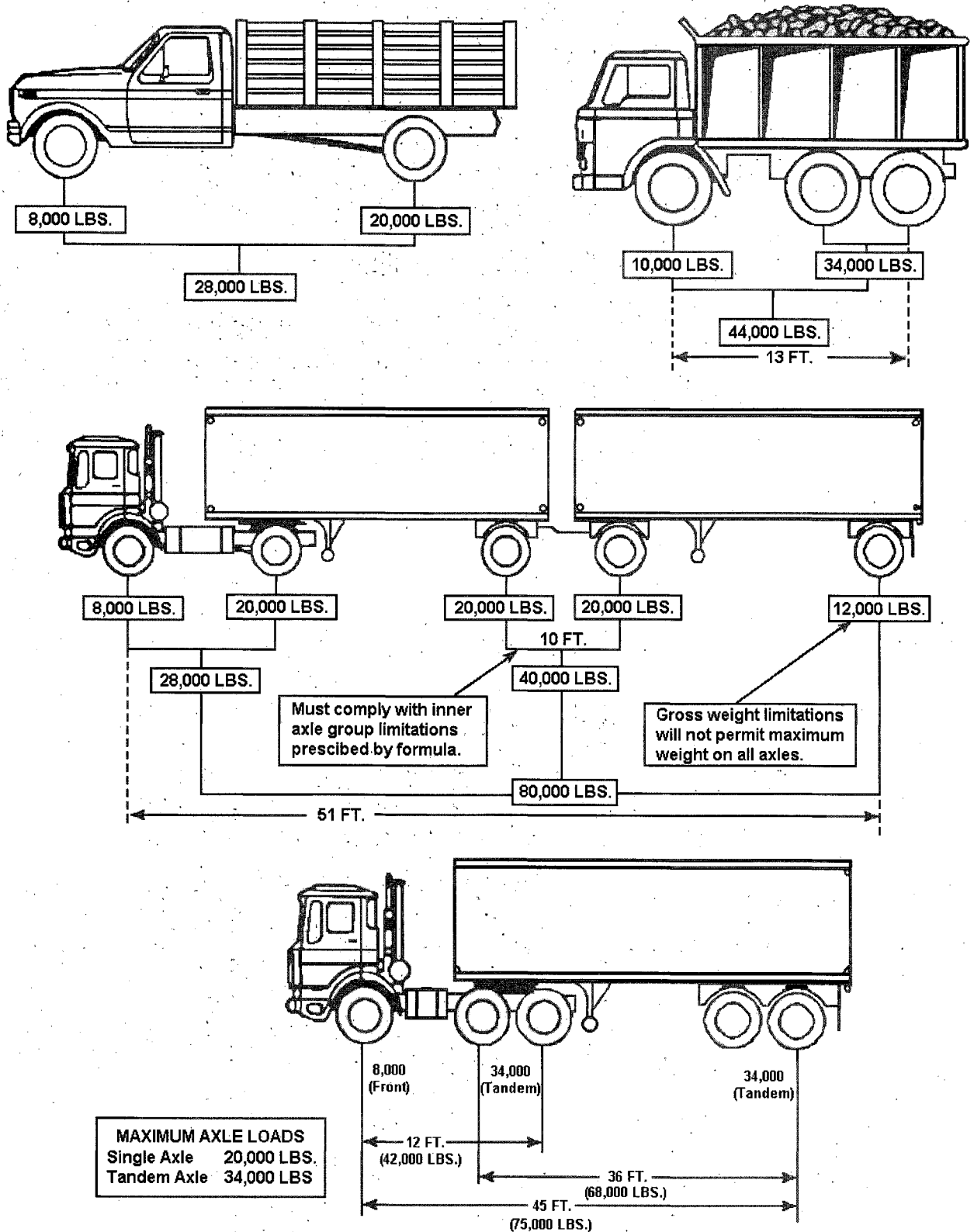
GENERAL TEXAS SIZE AND WEIGHT INFORMATION

- No motor vehicle other than a truck-tractor shall exceed a length of 45 feet.
- It is unlawful for more than 3 vehicles to be coupled together, including but not limited to a truck and semitrailer, truck and trailer, truck-tractor and semitrailer, truck-tractor and semitrailer and trailer, or a truck-tractor and 2 trailers.
- Any combination of vehicles as mentioned above other than a truck-tractor combination shall not exceed 65 feet in length.
- Even though there is not a length limitation on truck-tractor combinations, the law restricts semi-trailers to a length of 59 feet in tractor/semi-trailer combinations and doubles (two trailers in combinations) to a maximum length of 28 ½ feet each.
- Combinations of vehicles not powered by a truck-tractor are limited to 65 feet in length.
- Maximum allowable width is 8' 6" except on certain designated highways.
- Maximum allowable height is 14'. Furthermore, it is the responsibility of the operator of a vehicle that exceeds a height of 13' 6" to ensure that the vehicle will pass, without touching, through all vertical clearances of structures in its path.
- No axle shall carry a load in excess of 20,000 pounds. An axle load is defined as the total load transmitted to the road by all wheels whose centers may be included between two parallel transverse vertical planes 40 inches apart, extending across the full width of the vehicle.
- The total gross weight for any tandem axle group shall not exceed 34,000 pounds. Tandem axle group is defined as two or more axles spaced 40 inches or more apart from center to center having at least one common point of weight suspension.
- No vehicle or combination of vehicles, including the load being carried, shall exceed a gross weight of 80,000 pounds, except those vehicles or combinations of vehicles operated under special permits otherwise authorized by law.
- As a prerequisite to the issuance of an overweight permit, a vehicle or combination of vehicles must be registered for the maximum gross weight that such vehicles or combination of vehicles can otherwise legally operate within the limitations provided for axles not to exceed 80,000 pounds.
- Motor buses exceeding thirty-five (35) feet but not exceeding 45 feet in length may be lawfully operated over the highways of this state if they are equipped with air brakes and have either three or more axles or a minimum of four (4) tires on the rear axle.
- **Fixed weight.**
 - A vehicle must have at least 2/3 of its bed covered with permanently mounted machinery or equipment; however, this weight, as evidenced by a weight certificate, shall not fall below the minimum gross weight required for that particular vehicle as established on the "Fixed Weight" chart.

- A photograph is required to determine if the vehicle will qualify for fixed weight registration.
- A fixed weight vehicle must be registered for a fixed weight that will cover the maximum gross weight that will be carried during the registration year. In no instance may the vehicle be registered for a fixed weight exceeding the statutory maximum gross weight applicable to that particular vehicle.
- **Texas maximum size and weight limitations.**
 - Single motor vehicle (except truck-tractor)..... 45 feet
(Truck-tractor – no limit on length)
 - Bus 45 feet
 - Trailer (full-doubles) 28 1/2 feet
 - Semitrailer 59 feet
(When operated in combination with trailer 28 1/2 feet)
 - Width 8 feet 6 inches
 - Height..... 14 feet
 - Gross weight (combination).....80,000 pounds
 - Single axle.....20,000 pounds
 - Tandem axle.....34,000 pounds
 - Wheel load-650 lbs. per inch of tire

MAXIMUM WEIGHTS

THE ILLUSTRATIONS SHOWN BELOW INDICATE TYPICAL WEIGHT DISTRIBUTION
ON ALL AXLES WITHOUT EXCEEDING MAXIMUM WEIGHTS ALLOWED BY LAW.



PERMISSIBLE WEIGHT TABLE

This table provides a guide to determine the maximum weight permitted on any group of 2 or more consecutive axles. The table may be applied to inner axle groups such as the power unit only of a combination, the drive axle(s) of the power unit and the trailer of trailers, or the entire combination of axles from the steering axle of the power unit to the last trailing axle of the trailer.

The number in the left first column is the required minimum distance in feet between the extremes of any group of two (2) or more consecutive axles in relation to the corresponding weight shown in columns to the right. The computations are based upon the following formula but includes (as indicated - ★) weights computed from a prior statutory formula covering vehicles that could have been lawfully operated on December 16, 1974.

$$W = 500 \left(\frac{LN}{N-1} + 12N + 36 \right)$$

L = length & N = # of axles

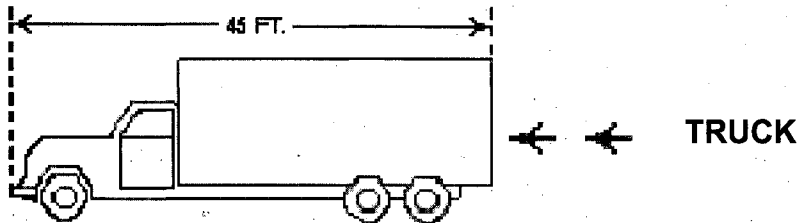
Distance in Feet	2 Axles	3 Axles	4 Axles	5 Axles	6 Axles	7 Axles
4	34,000					
5	34,000					
6	34,000	42,000				
7	34,000	42,500				
8	34,000	43,500	50,000			
9	39,000	44,000	50,500			
10	40,000	45,000	51,500	58,000		
11		45,500	52,000	58,500		
12		46,500	52,500	59,000	66,000	
13		47,000	53,500	60,000	66,500	
14		48,000	54,000	60,500	67,000	74,000
15		48,500	54,500	61,000	68,000	74,500
16		49,900	55,500	61,500	68,500	75,000
17		51,400	56,000	62,500	69,000	75,500
18		52,800	56,500	63,000	69,500	76,500
19		54,300	57,500	63,500	70,000	77,000
20		55,800	58,700	64,000	71,000	77,500
21		57,200	59,650	65,000	71,500	78,000
22		58,700	60,600	65,500	72,000	78,500
23		★59,650	61,550	66,000	72,500	79,000
24		60,600	62,500	66,500	73,000	80,000
25		61,550	63,450	67,500	74,000	
26		62,500	64,400	68,000	74,500	
27		63,450	65,350	68,500	75,000	
28		64,400	66,300	69,000	75,500	
29		65,350	67,250	70,000	76,000	
30		66,300	★68,200	70,500	77,000	
31			69,150	71,000	77,500	
32			70,100	71,500	78,000	
33			71,050	72,500	78,500	
34			72,000	73,000	79,000	
35			72,000	73,500	80,000	
36			72,000	74,000		
37			72,000	75,000		
38			72,000	75,500		
39			72,000	76,000		
40			72,000	76,500		
41			72,000	77,500		
42			72,500	78,000		
43			73,500	78,500		
44			74,000	79,000		
45			74,500	80,000		
46			75,500			
47			76,000			
48						
49						
50						

★ These figures have been carried forward from the table contained in the old law based upon the provisions of subsection (4), Article 6701d-11, Section 5, V.C.S., as amended by Senate Bill Number 89 of the 64th Legislature.

MAXIMUM SIZES

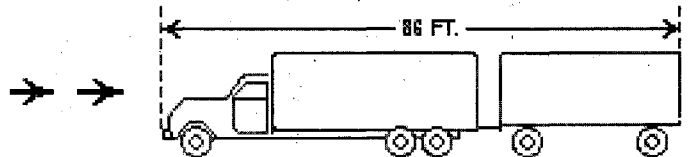
The illustrations shown below reflect the maximum size limitations allowed by law.

Note: The maximum allowable width of a vehicle and load is 8'6" except on certain designated highways, and the maximum allowable height of a vehicle is 14'.



NO MOTOR VEHICLE EXCEPT A TRUCK-TRACTOR SHALL EXCEED A LENGTH OF 45 FEET

TRUCK AND TRAILER COMBINATION



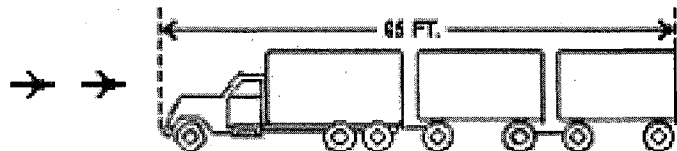
NO TRUCK AND TRAILER OPERATED IN COMBINATION SHALL EXCEED 86 FEET IN OVERALL LENGTH



TRUCK AND SEMI-TRAILER COMBINATION

NO TRUCK & SEMI-TRAILER SHALL EXCEED A TOTAL LENGTH OF 65 FEET

TRUCK AND TWO TRAILERS OPERATED IN COMBINATION



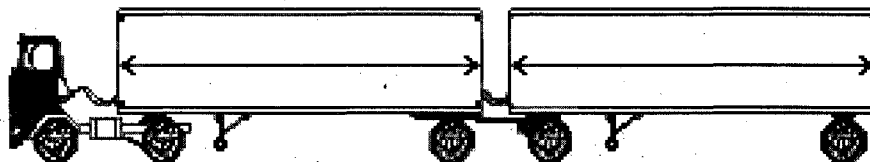
NO TRUCK AND TWO TRAILERS OPERATED IN COMBINATION SHALL EXCEED 65 FEET IN TOTAL LENGTH

TRUCK-TRACTOR AND SEMI-TRAILER COMBINATION



NOTE: THERE IS NO LENGTH LIMITATION ON TRUCK-TRACTOR AND TRAILER(S) COMBINATIONS

TRUCK-TRACTOR, SEMI-TRAILER AND TRAILER COMBINATION



MAXIMUM LENGTH OF EACH TRAILER OPERATED IN COMBINATION IS 28 1/2 FEET

- **Maximum width.**

- It shall be unlawful to operate a vehicle on a public highway if the total outside width of the vehicle exceeds 102 inches, including any load on the vehicle. This does not include any safety devices necessary for the safe and efficient operation of these vehicles.
- Exceptions to the legal width limits for vehicle or vehicle combination:
 - Implements of husbandry being moved by an agent, owner or employee of the owner. The exception applies provided they are in route to deliver to the new owner, transport to and from a mechanic for maintenance or repairs, or in the course of an agriculture operation. Travel on the national system of interstate highways must not exceed 50 miles.
 - Water well drilling machinery that is a unit in itself or that is a unit mounted on a conventional vehicle or chassis.
- No oversize or overweight vehicle combination, other than those exceptions listed above, shall be permitted to operate on the public highways except under a special permit issued for such movement.

- **Maximum height.**

- The maximum height for single vehicles or vehicle combinations, laden or unladen, (including specialized equipment) must not exceed 14 feet except under a special permit issued for such movement.

- **Maximum length.**

- Maximum legal length limits for single vehicles or vehicle combinations:
 - There are no length limitations on truck-tractors.
 - Single motor vehicles, other than a truck-tractor, shall not exceed a length of 45 feet.
 - Pole trailers and semi-trailers shall not exceed a length of 59 feet when operated in combination with a truck-tractor.
 - Single motor vehicles in combination with a pole trailer, semi-trailer, or trailer shall not exceed an overall length of 65 feet.
 - Each semi-trailer and trailer operated with a truck-tractor, semi-trailer and trailer combination shall not exceed 28 ½ feet.
 - Buses shall not exceed 35 feet. Buses equipped with air brakes and have either three (3) or more axles or a minimum of four (4) tires on the rear axle shall not exceed 45 feet.
 - A load shall not extend more than 3 feet in front or 4 feet in the rear of the vehicle transporting the load.
- Exceptions to the legal length limits for vehicle or vehicle combinations:
 - Vehicle or vehicle combinations operated exclusively within the limits of an incorporated city or town.
 - Vehicle or vehicle combinations operated by a municipal corporation to carry on established service to suburbs of the municipality.

TITLE REQUIREMENTS FOR COMMERCIAL VEHICLES

- **Weight.**

- A new truck/truck tractor cannot be less than the shipping weight as shown on the supporting Manufacturer's Certificate of Origin.
- The empty weight of a new truck/truck tractor must be determined by a weight certificate when:
 - The Manufacturer's Certificate of Origin (MCO) indicates a rated carrying capacity in excess of one ton.
 - The shipping weight is not shown on the MCO or the weight shown appears to be a cab and chassis weight.
 - Cab and Chassis is shown as the body style on the MCO.
 - Extra equipment is added to the vehicle after it has left the manufacturer (For example, vehicles owned by telephone companies, etc.).

- **Tonnage.**

- The manufacturer's rated carrying capacity in tons must be shown on all applications for title covering trucks/truck tractors.
- Gross Vehicle Weight (GVW) is not to be used in determining the empty weight or the carrying capacity of a truck/truck tractor, nor should it be shown on the application in lieu of the manufacturer's rated carrying capacity.
- MCOs which do not indicate the rated carrying capacity in tons are not acceptable if invoiced to a Texas dealer or owner (require a corrected MCO or letter from the manufacturer).
- If a Manufacturer's Certificate of Origin is invoiced to an out-of-state dealer or distributor, and the manufacturer's rated carrying capacity is omitted or the GVW is shown in lieu of the manufacturer's rated carrying capacity, the model number must be referenced in the Branham Guide or other commercial vehicle specifications to determine the tonnage.
- The manufacturer's rated carrying capacity cannot be changed by altering or rebuilding a vehicle.
- A "body style" which describes the truck/truck tractor must be shown on the application for title. Examples of acceptable body styles are: flat, pickup, van, stake, dump, and tank. Examples of body styles which are not acceptable are: bobtail, cab and chassis, tandem, or truck (only).

REFERENCE:

- Motor Vehicle Registration Manual
- General Information Covering Commercial Vehicle Operation in Texas, Book 51

REGISTRATION OF NEW COMMERCIAL MOTOR VEHICLE

- **Truck license plates.**

- A new truck with a manufacturer's rated carrying capacity of one ton or less must show the empty weight on the application for title and the license receipt identical to the shipping weight shown on the Manufacturer's Certificate of Origin rounded off to the next 100 lbs.
- A weight certificate is required to establish the empty weight, if the carrying capacity is rated in excess of one ton and if a Manufacturer's Certificate of Origin shows an unacceptable body style (cab, chassis).
- One ton or less truck plates are issued for a one-year period, starting with the month of registration.
- The carrying capacity of a truck is based on the heaviest load to be carried; it cannot be less than the manufacturer's rated carrying capacity.
- Truck plate fees are based on the gross weight of the vehicle. The gross weight is determined by adding the empty weight of the vehicle plus the weight of the heaviest load to be carried during the registration year, but in no case can the gross weight be less than the empty weight plus the manufacturer's rated carrying capacity.

- **Combination license plates.**

- Combination License Plates are "annual" plates which have an expiration date of March 31st. One "Combination" plate is issued and must be displayed on the front of the pulling unit. The plate bears the word "Combination."
- A truck tractor with a manufacturer's rated carrying capacity in excess of one ton and is used with a semitrailer with a gross weight in excess of 6,000 lbs. must be registered with a Combination License Plate.
- The empty weight and carrying capacity of a truck tractor must be shown on the Tax Collector's Receipt for Title Application/Registration/Motor Vehicle Tax as well as on the application for title. A weight certificate is required since the carrying capacity is rated in excess of one ton.
- The combined gross weight of all vehicles used in the combination must be shown in the space provided for gross weight on the license receipt. The combined gross weight is determined by the empty weight of the truck tractor combined with the empty weight of the heaviest semitrailer(s) used in the combination plus the heaviest net load to be carried during the registration year. The combined gross weight cannot be less than 18,000 lbs.
- The definition for empty weight is the actual unladen weight of the truck tractor or commercial motor vehicle and semitrailer(s) combination fully equipped and officially certified by any Public Weigher or License and Weight patrolman of the Texas Department of Public Safety.
- A truck tractor or commercial motor vehicle with a manufacturer's rated carrying capacity in excess of one ton used in combination with a semitrailer with a gross

weight in excess of 6,000 lbs. must be registered for a gross weight equal to the combined gross weight of all vehicles in the combination.

- A truck tractor or commercial motor vehicle licensed with a "Combination" plate may legally pull a semitrailer or full trailer displaying a license plate other than a "Token Trailer" License Plate.
- The additional 11% diesel fee does not apply to vehicles registered as combination. The license receipt must indicate that the vehicle is diesel powered.
- Truck tractors not registered in combination will be licensed with "Truck" plates. Two plates will be issued and must be displayed on the vehicle (front and rear).

Note: "Apportioned" plates may be issued by the department in lieu of "Combination" plates for fleet vehicles operating in interstate commerce.

- **Exceptions to the combination registration law.**

- Full trailers.
- Truck tractors/commercial motor vehicles registered with distinguishing license plates are not considered to be registered in combination. Therefore, such vehicles may not pull a semitrailer which has been registered with a Token Trailer License Plate.
- Vehicles registered with U.S. Government or Texas Exempt License Plates.
- Truck tractors/commercial motor vehicles with a manufacturer's rated carrying capacity in excess of one ton used exclusively in combination with semitrailer-type vehicles displaying Machinery, Permit or Farm Trailer License Plates.
- Truck tractors/commercial motor vehicles used exclusively to pull house trailers/mobile homes.
- Vehicles registered with temporary registration permits (72-Hour, 144-Hour, 30-Day, One Trip, etc.).
 - If a truck or truck tractor displaying a Combination License Plate pulls a semitrailer displaying a 72-Hour or 144-Hour Permit, the pulling unit is registered for the combined gross weight of all the vehicles in the combination.
 - When a pulling unit (Texas or out-of-state) displays a 72-Hour or 144-Hour Permit, then each semitrailer operated in combination must also display a 72-Hour or 144-Hour Permit or regular Texas Trailer License Plates (not Token Trailer License Plates).
- Truck tractors/commercial motor vehicles registered with Farm Truck/Farm Truck Tractor or Soil Conservation License Plates.
- Truck tractors or commercial motor vehicles with a manufacturer's rated carrying capacity in excess of one ton used exclusively to pull semitrailers displaying Disaster Relief License Plates.

REFERENCE:

- Motor Vehicle Registration Manual

COMMERCIAL VEHICLE INFORMATION

- When an applicant registers a truck tractor with a manufacturer's rated carrying capacity in excess of one ton or a semitrailer with a gross weight in excess of 6,000 lbs, the tax collector should inquire as to the manner in which the vehicle will be operated and inform the applicant of the combination and token trailer plate requirements so that the vehicle can be properly registered.
- Combination License Plates cannot be exchanged for another type of registration at any subsequent date during the registration year unless such plates were initially issued in error or unless the power unit displaying the combination plate has had a major permanent reconstruction change requiring a corrected title.
- Due to federal law, proof of payment of the Heavy Vehicle Use Tax is required when registering a heavy commercial vehicle with a gross or combined gross weight of 55,000 lbs or more.
 - Verification is required at the time of registration and at each renewal period, or during a registration period if voluntarily increasing the weight of 55,000 lbs or more.
 - Proof is not required on new or used vehicles being titled and registered within 60 days of the date shown on the back of the certificate of title, on the Manufacturers' Certificate of Origin, on vehicles apprehended for operating without registration or reciprocity, or when purchasing temporary operating permits or additional weight.
- **Required evidence for out-of state commercial vehicles.**
 - Weight certificates are required for all commercial vehicles last registered out of state, except commercial motor vehicles having a manufacturer's rated carrying capacity of one ton or less.
 - The empty weight of a one ton or less out-of-state truck may be determined from the out-of-state title, out-of-state registration receipt, Branham Guide or other vehicle specifications.
 - An Identification Certificate, VI-30-A, executed by a Texas Official State Approved Safety Inspection Station must be submitted along with the title application when the commercial vehicle was last registered out of state.
 - If the inspection reveals that the Vehicle Identification number shown on the out-of-state title is in error, a corrected out-of-state evidence or verification of the error must be obtained from the out-of-state authorities.
 - The manufacturer's rated carrying capacity shall also be shown on the application for title and registration receipt.

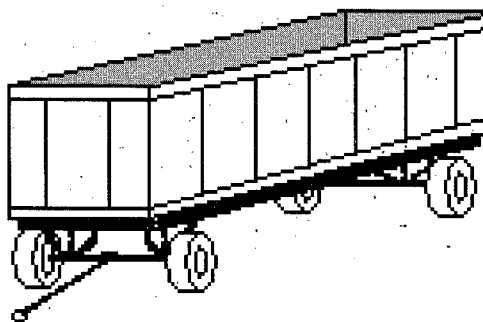
REFERENCE:

- Motor Vehicle Registration Manual
- Motor Vehicle Title Manual

TRAILERS

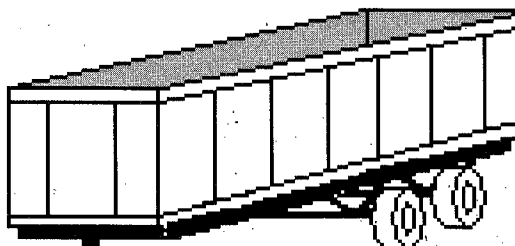
- **Full trailers.**

- A "trailer" (full trailer) is every vehicle designed or used to carry its own load wholly on its own structure and to be drawn by a motor vehicle. A "full" trailer is towed and controlled by a tongue affixed to the front axle which is attached to the frame of the trailer by a swivel. To title a "full" trailer, it must be registered with an empty weight in excess of 4,000 lbs.
- A "trailer" (full trailer) must be registered with a regular trailer plate for the full gross weight of the trailer.
- The minimum weight that a trailer can be registered for is the empty weight plus one-third of the empty weight.



- **Semitrailers.**

- A "semitrailer" is a vehicle of the trailer-type designed or used in conjunction with a motor vehicle that part of its own weight and that of its load rests upon or is carried by another vehicle. To title a "semitrailer," it must be registered with a gross (loaded) weight in excess of 4,000 lbs.
- A regular Trailer License Plate is issued if the semitrailer is used with a pulling unit displaying a special type of registration, such as Soil Conservation, Farm Truck, etc.
- A semitrailer with a gross weight in excess of 6,000 lbs. used or to be used with a truck tractor or commercial motor vehicle with a manufacturer's rated carrying capacity in excess of one ton must be registered for a "Token" fee of \$15.30 for the motor vehicle registration year.
- Semitrailers which are converted to full trailers by means of auxiliary axle shall retain their semitrailer status and must be registered in combination with the pulling unit.



- **Semitrailers registered with token trailer plates.**

- The plate bears the words "Token Trailer" and is a multi-year plate which has an expiration date of March 31st. Regardless of the registration date of such semitrailer, the fee for this plate will not be prorated.
- A Token Trailer plate is valid only when displayed on a semitrailer that is being pulled by a truck tractor or commercial motor vehicle which is registered with a "Combination" or "Apportioned" plate.
- A semitrailer displaying a "Token Trailer" plate cannot be pulled by a power unit which displays a temporary registration permit.
- Replacement "Token Trailer" plates may be purchased for a fee of \$5.30.
- A semitrailer registered with a "Token Trailer" plate is not exempt from the provisions of the Certificate of Title Act.

- **Farm trailers/farm semitrailers.**

- Farm trailers/farm semitrailers are not required to be titled.
- Farm trailers/farm semitrailers with a gross weight not exceeding 4,000 lbs. are exempt from titling and registration when operated or moved temporarily upon the highways of Texas.
- Farm trailers/farm semitrailers with a gross weight over 4,000 lbs. but not exceeding 34,000 lbs. may be registered with the \$5.30 Farm Trailer License Plate.
- Farm trailers/farm semitrailers with a gross weight exceeding 34,000 lbs. are required to be registered with regular Trailer License Plates or Token Trailer License Plates as all other trailers used for commercial purposes, and the 50% reduction in fee is not allowable.

- **Travel trailers.**

- A "travel trailer" is defined as a house trailer or camper trailer type vehicle which is 400 square feet or less and is designed primarily as a temporary living quarters for recreational, camping, travel, or seasonal use and not for use as a permanent dwelling.
- Travel Trailer License Plates are issued for all house trailer-type vehicles which meet the above definition.
- In order to move a house trailer-type vehicle which exceeds 8 body feet in width or 40 body feet in length (not including the hitch), an oversize permit is required.

- **Camping trailers.**

- A "camper trailer" is defined as one that is designed for temporary human habitation and which expands or folds out to form a shelter; the top and sides of which are attached to and designed as part of the trailer. The top and sides may be permanently attached or may be detachable from the trailer.
- All "camper trailers" (new or used) purchased on or after September 1, 1967, shall be registered with Travel Trailer License Plates and certificates of title must be applied for by the purchasers.

- Owners prior to September 1, 1967, whose “camper trailers” are registered with “Trailer Plates”, will not be required to exchange plates or apply for title until the trailers are sold; thereafter, the plates must be exchanged for Travel Trailer Plates and titles applied for by the new owners.

REFERENCE:

- Motor Vehicle Registration Manual
- Motor Vehicle Title Manual

FARM TRUCK LICENSE PLATES

- Farm trucks may be registered for fifty percent (50%) of the regular truck license fee when operated by the owner for the following purposes:
 - Transporting the owner's own poultry, dairy, livestock, livestock products, timber in its natural state, or farm products to market or another place for sale or processing.
 - Transporting farm products to market or to other points for sale or processing.
 - Transporting laborers from their place of residence to the farm or ranch where they work.
 - Transporting materials, tools, equipment and supplies without charge from the place of purchase or storage to the owner's own farm or ranch.
- A vehicle registered with Farm Truck License Plates may be used by the owner or member of his family as a means of transportation without charge:
 - To attend church or school;
 - To visit doctors for medical treatment or supplies; or
 - For other necessities of the home and family.
- A Farm Truck License Plate may be issued to:
 - Any individual, licensed dealer, business, firm, company or corporation provided they qualify; or
 - Persons in the business of cutting trees or in the logging or timber operations provided that they are the owner of the timber, and the timber is in its natural state.
- Farm Truck License Plates may not be issued to:
 - Farmers' cooperatives;
 - Passenger vehicles, unless reconstructed for delivery purposes;
 - Vehicles transporting livestock to a show or rodeo when such stock is not being transported for the purpose of sale;
 - Any vehicle used for gainful employment other than farming; or
 - An employee of a farm or ranch to register their own commercial motor vehicle with Farm Truck License Plates for use in conjunction with employment.
- Vehicles registered with Farm Truck License Plates may not be loaned to anyone, including other farmers or ranchers.
 - Farm Truck License Plates are multi-year license plates issued on a staggered basis.
- The Application for Farm Trailer/Semitrailer, Farm Truck, or Farm Truck Tractor License Plates, Form VTR-52-A, must be completed.
- The most current version of this form is available from the Department's website at www.dot.state.tx.us and by Fax on Demand.

- **Assessment Fee:** Applicants for Farm Truck License Plates are also required to pay an additional \$5 assessment fee for the Young Farmer Loan Guarantee Program.
- **Financial Responsibility:** Current proof of financial responsibility, such as a liability insurance card, policy, etc., is required.

REFERENCE:

- Texas Department of Transportation Motor Vehicle Registration Manual
- Texas License Plates Book
- Texas Traffic Laws, Transportation Code, Chapter 502, Section 502.163
- TxDOT website at www.dot.state.tx.us

SOIL CONSERVATION REGISTRATION

- Truck-tractors, semitrailers or low-boy trailers may be registered for fifty percent (50%) of the regular truck or trailer license fee when used on a highway exclusively for:
 - Transporting soil conservation machinery or equipment used in clearing real property;
 - Terracing; or
 - Building farm ponds or levees.
- An owner may register only one:
 - Truck-tractor;
 - Semitrailer; or
 - Low-boy Trailer.
- Application for Soil Conservation Registration, Form VTR-45, is submitted to the Department.
- The most current version of this form is available from the Department's website at www.dot.state.tx.us and by Fax on Demand.
- Current proof of financial responsibility is required.
- An unregistered vehicle operated on a public highway to transport soil conservation equipment is considered to be in violation of Texas Transportation Code, Chapter 502, Section 502.188, and is subject to the full registration fees and penalties.

REFERENCE:

- Texas Department of Transportation Motor Vehicle Registration Manual
- Texas License Plates Book
- Texas Traffic Laws, Texas Transportation Code, Chapter 502, Section 502.188
- TxDOT website at www.dot.state.tx.us

SPECIALTY LICENSE PLATE INFORMATION

- For information on specialty license plates please refer to one of the following:
 - Motor Vehicle Registration Manual
 - Special Plates Quick Reference Guide
 - TxDOT website at www.dot.state.tx.us

DISABLED PERSON IDENTIFICATION PLACARD AND LICENSE PLATES

- **Requirements.**

- To qualify for a Disabled Person Identification Placard or License Plates, the applicant must meet the definition of "Disability" set forth in Texas Transportation Code.
 - Transportation Code §681.001, defines "Disability" as a condition in which a person has:
 1. Mobility problems that substantially impair the person's ability to ambulate;
 2. Visual acuity of 20/200 or less in the better eye with correcting lenses; or
 3. Visual acuity of more than 20/200 but with a limited field of vision in which the widest diameter of the visual field subtends an angle of 20 degrees or less.
- Transportation Code §681.001, defines "Mobility problem that substantially impairs a person's ability to ambulate" as a person who:
 1. Cannot walk 200 feet without stopping to rest;
 2. Cannot walk without the use of or assistance from an assistance device, including a brace, cane, crutch, another person or a prosthetic device;
 3. Cannot ambulate without a wheelchair or similar device;
 4. Is restricted by lung disease to the extent that the person's forced respiratory expiratory volume for one second, measured by spirometry, is less than one liter, or the arterial oxygen tension is less than 60 millimeters of mercury on room air at rest;
 5. Uses portable oxygen;
 6. Has a cardiac condition to the extent that the person's functional limitations are classified in severity as Class III or Class IV according to standards set by the American Heart Association;
 7. Is severely limited in the ability to walk because of an arthritic, neurological, or orthopedic condition; or
 8. Has a disorder of the foot that, in the opinion of a person licensed to practice podiatry in this state or a state adjacent to this state, limits or impairs the person's ability to walk; or
 9. Has another debilitating condition that, in the opinion of a physician licensed to practice medicine in this state or a state adjacent to this state, or authorized by applicable law to practice medicine in a hospital or other health facility of the Veterans Administration, limits or impairs the person's ability to walk.

- **Disabled person identification placards.**

- **Temporary disability.**

- Temporary Disabled Person Identification Placards are valid for a period of six months from the date of issuance.
 - To renew, the lower portion of a new Form VTR-214 must be completed (including the disability statement) and signed by the applicant, and the expiring placard(s) or a copy of the original Form VTR-214 must be submitted to the county tax office.

- **Permanent disability.**

- Permanent Disabled Person Identification Placards are valid for a period of four years from the date of issuance.
 - To renew, the lower portion of a new Form VTR-214 must be completed (the disability statement may be required in instances where the county tax office no longer has the original statement) and signed by applicant; and the expiring placard(s) or a copy of the original Form VTR-214 must be submitted to the county tax office.

- **Application.**

- Application is made on the Form VTR-214, Application for Disabled Person Identification Placard and/or Disabled Person License Plate.

- Permanent or Temporary Disabled Person Identification Placards are available for a fee; the fee must be submitted along with the completed application to the applicant's county tax office.

- The placards are designed to hang from the vehicle's rearview mirror when the vehicle is parked in a disabled parking space.

Note: The placard should be removed from the vehicle's rearview mirror when the vehicle is in motion.

- If the vehicle in which the placard is to be displayed does not have a rearview mirror, the placard should be displayed on the center portion of the dashboard in a manner that is clearly visible through the windshield.

- **Disabled Person License Plates.**

- Specially designed Disabled Person License Plates are available in lieu of regular license plates for display on motor vehicles having a manufacturer's rated carrying capacity of two tons or less (noncommercial use only), and operated by or for the transportation of permanently disabled persons.

- Disabled Person License Plates are multi-year license plates validated each year with a Windshield Validation Sticker upon payment of the applicable registration fees.

- When Disabled Person License Plates are requested on a vehicle with current regular registration, the license plates and registration windshield validation sticker currently displayed on the vehicle (or plates with the universal year and month stickers affixed) must be removed and surrendered to the tax office. The Disabled Person License Plates are validated with the expiration month and year

that correspond with the expiration of the plates and windshield (or universal year and month stickers) surrendered to the tax office.

- Disabled person license plates are non-transferable between vehicles.
- If an owner sells or trades a vehicle to which Disabled Person License Plates have been issued, the Disabled Person License Plates and the windshield validation sticker, or plates with the universal license plate stickers must be removed from the vehicle and surrendered to the tax office.
 - Regular replacement license plates and stickers must be purchased and placed on the vehicle prior to the transfer. The registration month and year will remain the same.
- In the event Disabled Person License Plates or the windshield validation stickers are lost, stolen, or mutilated, the owner may secure replacement plates/stickers for a statutory replacement fee (the disability statement may be required in instances where the county tax office no longer has the original statement).
- **Parking privileges.**
 - Blue placards
 - In accordance with Transportation Code §681.002, disabled persons who cannot walk without the use of or assistance from an assistance device, including a brace, cane, crutch, another person, or a prosthetic device, or who cannot ambulate without a wheelchair or similar device (Transportation Code §681.001[5][B] and [C]), may obtain "blue" Disabled Person Identification Placards. The placards may be for a permanent or temporary disability, depending upon the physician's certification.
 - Red placards
 - In accordance with Transportation Code §681.002, persons with any disability other than those described in the "Blue Placards" section above may obtain "red" Disabled Person Identification Placards. The placards may be for a permanent or temporary disability, depending upon the physician's certification.
 - A vehicle upon which a Disabled Person Identification Placard or Disabled Person License Plates are displayed (when being operated by or for the transportation of a qualified disabled person) shall be allowed to park for unlimited periods in any parking space or parking area designated for the physically handicap.
 - The owner of a vehicle on which a Disabled Person Identification Placard or Disabled Person License Plates are displayed is exempt from the payment of fees or penalties imposed by a governmental authority for parking at a meter or in a space with a limitation on the length of time for parking, unless the vehicle was not parked at the time by or for the transportation of a qualified disabled person. (Exemption does not apply to fees or penalties imposed by the U.S. Government, and it does not permit a vehicle to be parked at a time or place that parking is prohibited.)

- Authority for reciprocal parking privileges have been granted to the owner or operator of current out-of-state licensed vehicles used for the transportation of disabled persons when the vehicle displays a license plate or identification placard that bears the international symbol of access issued by another state or country.
- **Refueling privileges.**
 - Transportation Code, Chapter 681, defines “refueling service” as the service of pumping motor vehicle fuel into the fuel tank of a motor vehicle and provides refueling services to a disabled driver of a vehicle that displays disabled person identification authorized under Transportation Code, Section 502.253.
 - Refueling services shall be provided by each person, firm, partnership, association, trustee or corporation that operates a gasoline service station or other facility that offers gasoline or other motor vehicle fuel for sale to the public from the facility.
 - The refueling service for disabled drivers is limited only to gasoline and diesel fuel and the price charged for the motor vehicle fuel provided to a disabled driver may not be greater than the price the facility would otherwise charge the public to purchase motor vehicle fuel at the self-service price.
 - The provisions of Transportation Code, Chapter 681, do not apply to a gasoline service station or other facility that offers gasoline or other motor vehicle fuel for sale to the public if the station or other facility has only remote-controlled pumps and never provides pump island service.

REFERENCE:

- Texas Traffic Laws, Transportation Code, Chapter 681
- Motor Vehicle Registration Manual
- Basic Facts for Persons with Disabilities Brochure, Form VTR-427

ALL-TERRAIN VEHICLE

- An all terrain vehicle (ATV) is defined as a four-wheel all-terrain vehicle designed by the manufacturer for off-highway use that is not required to be registered under the laws of this state.
- ATVs were designed by the manufacturers for off-highway use and shall be titled but not registered. However, registration is required if the vehicle is to be operated on public land or the vehicle is owned by an "exempt" agency.
- All **new** 4-wheel ATVs must be transferred on Manufacturers' Certificates of Origin (MCOs).
- No person may transfer ownership of a 4-wheel ATV unless a title has been applied for and issued in the name of the owner as of that date, except in situations where the prior state does **not** issue title on an ATV. In such cases, the ATV may be transferred on a bill of sale.
- If the ATV was purchased prior to September 1, 1985, the current owner must secure a certificate of title in his name before the vehicle can be transferred to another owner. The basic evidence of ownership required to support the title application must indicate a purchase date prior to September 1, 1985, and may be any one of the following items:
 1. A MCO properly executed and assigned to the applicant;
 2. An invoice signed by an agent of the company or firm selling the vehicle; or
 3. A bill of sale properly executed by the seller.

Note: In the event none of the above referenced evidence of ownership is available, an Affidavit of Ownership for 4-wheel All-Terrain Vehicle, Form VTR-328, must be executed by the owner and submitted with his application for Texas title.

- An ATV, with or without design alterations, MAY NOT be registered for operation on public highways; therefore the Texas Certificate of Title issued by the department will reflect "Off-highway Use."

REFERENCE:

- Motor Vehicle Title Manual
- Texas Traffic Laws, Transportation Code, Chapter 501

APPREHENDED VEHICLES

- When a vehicle is apprehended by law enforcement due to lack of proper registration, the vehicle operator is required to go immediately to the nearest county tax office and purchase the required registration.
- Any person transporting a greater gross load on a commercial vehicle than that for which the vehicle is registered shall, when apprehended by an officer, be required to purchase additional registration at the nearest available tax assessor-collector's office in an amount that will raise the gross registration weight to a weight equal to the gross load being transported.
- No registration refunds for apprehended vehicles will be issued.
- A vehicle that has been apprehended may not qualify for any temporary registration, such as 72-Hour Permits, 144-Hour Permits, etc.
- When the county is using the Form RTS-31 to issue registration, the word "apprehended" should be typed on the receipt.
- The following are points to remember when processing transactions on apprehended vehicles:
 - **All apprehended vehicles.**
 - The amount of registration fees to collect depends upon the particular situation.
 - A 20% "delinquent registration" penalty may be required (in some cases it may be necessary to collect this penalty using the Form 31-RTS and the RTS "Additional Collections/Time Lag" event).
 - Proof of insurance is required.
 - Proof of payment of the Heavy Vehicle Use Tax is not required.
 - The 10% emissions surcharge is due on all vehicles subject to the combination fee chart.
 - A 2.5% tax emissions surcharge may apply for on-road diesel vehicles with a registered gross weight of 14,001 pounds or more, and of a model year of 1996 or earlier.
 - A 1% sales tax emissions surcharge may apply for on-road diesel vehicles with a registered gross weight of 14,001 pounds or more, and of a model year of 1997 or earlier.
 - **Out of county.**
 - When a Texas titled vehicle is apprehended out of county with expired registration, and new owner has not made title application, the county tax office should process as Registration Purposes Only and collect full fees and penalties.
 - Proof of insurance is required.

○ **Out-of-state vehicles apprehended in Texas.**

- Application for a "Registration Purposes Only" (RPO) is required in most cases. RPO means that the vehicle is registered but not titled in Texas.
- If there is already an RPO record in the correct name in the system (from a prior apprehension), the RTS Renewal event should be used to process the transaction.
- A law enforcement officer or VTR Field Auditor/Manager may waive the requirement for a weight certificate.
- A safety inspection (and a DPS vehicle identification certificate) is not required if the applicant's address is out-of-state. However, the applicant must complete a Form VTR-270, Statement of Physical Inspection.
- A DPS vehicle identification certificate is required if the applicant's address is in Texas.
- New Resident tax is due if applying for an RPO on a vehicle titled in another state.
- Sales tax is due if applying for an RPO on a vehicle from a foreign country.
- 10% registration emissions surcharge may apply for qualifying vehicles.
- If sales use is selected on the sales tax screen, the 1% or 2.5% sales tax emissions surcharge, whichever is applicable, may apply.

Note: The State Comptroller's office should be consulted regarding tax issues.

○ **Vehicles apprehended for weight violations.**

- Texas vehicles apprehended for a weight violation only should be processed using the "Apprehended Permanent Additional Weight" event.
- Texas vehicles apprehended for a weight violation and another violation, such as expired registration or misuse of the current registration, should be processed using the appropriate RTS event ("Renewal," "Exchange," etc.) to renew or correct the registration followed by the "Apprehended Permanent Additional Weight" event to increase the weight.
- 10% registration emissions surcharge may apply for qualifying vehicles.
- Out-of-state vehicles apprehended for weight violations may be required to obtain an RPO.
- Out-of-state apportioned vehicle/Texas shown on the cab card use RTS-31 to collect additional fees for one year or from date of purchase based on 100% Texas fees, not 20%.

PERMITS

- **General information.**

- Form: The RTS Receipt, Form VTR-500-RTS, is designed in such a manner that the application is contained on the receipt.
- Where permits can be obtained.
 - The county tax assessor-collector of the county in which the vehicle will first be operated on a public highway.
 - The International Registration Plan Branch of the Texas Department of Transportation's Vehicle Titles and Registration Division.
 - All the Vehicle Titles and Registration Division Regional Offices.
 - The Texas Department of Transportation's Motor Carrier Division.
- Financial Responsibility: Proof of financial responsibility is required.

- **One trip permits.**

- The department may issue a temporary permit for a vehicle that:
 - Is subject to registration in this state;
 - Is not authorized to travel on a public highway due to not having registration in this state; and
 - Does not have reciprocity with the state or country in which the vehicle is registered.
- One trip permits are:
 - Issued in lieu of registration;
 - Valid for one trip only between the points of origin and destination and those intermediate points specified in the application and registration receipt;
 - For the transit of vehicle only, and the vehicle may not be used for the transportation of any passenger or property; and
 - Valid for 15 days from the effective date of registration.
 - Fee: \$5.00
- The one trip permit may be issued for:
 1. A charter bus from another state or country. This bus may carry property and passengers.
 2. A commercial vehicle with a camper unit mounted thereon (regardless of whether or not the camper unit is of the permanently mounted type or the slide-in type).
 3. A commercial vehicle which is not transporting any passengers or property.
 4. A passenger car. The carrying of passengers and property is permitted.

5. A truck or truck-tractor operating in combination with an unladen trailer or semi-trailer. If both vehicles are unregistered, two permits must be issued (one for the pulling unit and one for the trailer).
 6. "Park Model" trailers – A house trailer type vehicle that is 400 square feet or less when measured at the largest horizontal projections.
- The one trip permit may not be issued for:
 1. "Manufactured housing" – A house trailer type vehicle that is 8 body feet or more in width or 40 body feet or more in length.
 2. A charter bus based in Texas which is transporting passengers.
 3. A commercial vehicle (not a camper) which is transporting the owner's household goods.
 4. A boat trailer which is carrying a boat.
 5. A laden luggage trailer or laden utility trailer.
 6. A vehicle carrying a "fixed load" regardless of whether the vehicle is of the conventional or unconventional type.
 7. A vehicle that has been apprehended for registration violations.
 - **72-Hour or 144-Hour Permit.**
 - The 72-Hour and 144-Hour Permits are only available to residents of the United States or Canada, and are only valid for intrastate movement.
 - The department may issue a 72-Hour or 144-Hour Permit for the interstate and intrastate movement of:
 - Trucks;
 - Truck-tractors;
 - Trailers;
 - Semitrailers; or
 - Motor buses.

Note: A 72-Hour or 144-Hour Permit will not be issued for vehicles which have been apprehended in this state for operating unregistered or with expired license plates.

- A truck or truck-tractor operating in combination with an unladen trailer or semi-trailer. If both vehicles are unregistered, two permits must be issued (one for the pulling unit and one for the trailer).
- Fee:
 - 72-Hour Permit: \$25.00
 - 144-Hour Permit: \$50.00

- **30-Day Temporary Permits.**

- The department may issue a 30-Day Temporary Permit only to a:
 - Passenger vehicle;
 - Private bus;
 - Trailer or semitrailer with a gross weight not exceeding 10,000 pounds (including travel trailers);
 - Light commercial vehicle with a manufacturer's rated carrying capacity in excess of one ton, provided the vehicle is operated unladen; or
 - Motorcycle.
- Multiple 30-Day Temporary Permits.
 - A person may obtain multiple 30-Day Temporary Permits.
 - The department may issue multiple registration receipts to apply to each of the periods for which the permits are issued.

Note: A 30-Day Temporary Permit will not be issued for vehicles which have been apprehended for registration violations.

- The one trip permit may be issued for:
 1. Passenger cars. The carrying of passengers and property is permitted.
 2. Private buses. The carrying of passengers and property is permitted.
 3. Trailers and semi-trailers with a gross weight not exceeding ten thousand (10,000) pounds.
 4. Light commercial vehicles not exceeding a manufacturer's rated carrying capacity of one ton.
 5. Light commercial vehicles exceeding a rating of one ton provided the vehicle is operated unladen.
- Fee: The fee for each 30 day period is \$25.

- **Temporary Additional Weight Permits.**

- A Temporary Additional Weight Permit is issued for the purpose of hauling loads of a weight more than that for which the vehicle is registered. The vehicle must already be registered in Texas for at least the minimum weight required under the registration law.
- A Temporary Additional Weight Permit may be issued for a:
 - Commercial motor vehicle;
 - Truck-tractor;
 - Trailer; or
 - Semitrailer.

- A vehicle which has been issued a Temporary Additional Weight Permit must be used to transport:
 - the owner's own seasonal agricultural products to market or another point for sale or processing;
 - seasonal laborers from their place of residence to a farm or ranch; or
 - materials, tools, equipment or supplies, without charge, from the place of purchase or storage to a farm or ranch exclusively for use on the farm or ranch.
- A Temporary Additional Weight Permit is not restricted to farmers or ranchers who raise their own products. All persons; firms, or corporations may qualify provided:
 - They own (for registration purposes) the Texas registered vehicle; or
 - They are the actual owner of the agricultural products being transported.

Note: A Temporary Additional Weight Permit may not be issued for vehicles which have been apprehended for registration violations.

- Fees:
 - The additional fee will be a percentage of the difference between the current registration fee for the present gross weight and the current registration fee for the desired gross weight. The additional fee will be computed according to the following:
 1. One month (or 30 consecutive days) at 10%;
 2. One quarter (3 consecutive months) at 30%;
 3. Two quarters (6 consecutive months) at 60%; or
 4. Three quarters (9 consecutive months) at 90%.
- **Oversize/overweight permits.**
 - Vehicles and loads exceeding Texas legal size and weight limits must obtain an oversize/overweight permit for movement on Texas roadways.
 - These permits are issued by the Texas Department of Transportation's, Motor Carrier Division.
 - Requirements.
 - The vehicle must be registered with the weight applicable to such vehicle.
 - If an overweight permit is desired, the vehicle or combination of vehicles must be registered for the maximum gross weight applicable to the vehicle, not exceeding 80,000 pounds total gross weight.
 - Unless exempted by law, an applicant must be registered as a commercial motor carrier prior to the issuance of an oversize/overweight permit, or in lieu of commercial motor carrier registration, file a surety bond with the department.

- A permitted vehicle must be registered with one of the following types of registration:
 - Current Texas registration that indicates the vehicle is registered for maximum legal gross weight or the maximum weight the vehicle can transport.
 - Texas temporary registration.
 - Current out-of-state license plates that are apportioned for travel in Texas.
 - Foreign commercial vehicles registered with a Texas NAFTA annual permit.
 - Foreign commercial vehicles registered with a 72-Hour Permit or a 144-Hour Permit.

Note: A vehicle registered with a permit plate will not be issued an oversize/overweight permit.

- Applications and supporting documentation must be sent six to eight weeks before the permit is required, unless one of the following existing pre-approved routes is on file:
 - General Permit Facsimile Application by facsimile (Form MCD-106); or
 - Texas Self-Issue Application and Permit (Form MCD-1700).
- An application for permit may be made to the Motor Carrier Division by:
 - Telephone at 1/800/299-1700;
 - Facsimile;
 - Electronically;
 - In person at a cash collection office; or by
 - Applying electronically and receiving over the internet (go to the Texas Department of Transportation's (TxDOT) website at www.dot.state.tx.us. Select "Trucking and Vehicle Storage Facilities)."
- Fees: There is a minimum fee of \$31.
- **Agricultural permit.**
 - This is a permit to haul additional weight for a short term and can be issued only if the commercial vehicle is already properly registered with Texas license plate.
 - This permit can be used only for the following reasons:
 - For the owner to transport his own seasonal agricultural products to market or to other points for sale or processing.
 - For the free transportation of seasonal laborers from their place of residence to a farm or ranch to work on such farm or ranch.
 - For the transportation of materials, tools, equipment and supplies from the place of purchase or storage to a farm or ranch to use on such farm or ranch.
 - No such permit shall extend beyond the period for which the regular license is valid.

- The fee is determined as follows:
 - Determine what the annual license fee would be at the increased weight.
 - Subtract the amount of the annual fee for the gross weight as shown on the owner's regular registration receipt.
 - Take a percentage of this difference as follows:
 - a. For a one-month (30 consecutive days) permit, the fee is 10% of the difference.
 - b. For a three-month (1 quarter) permit, the fee is 30% of the difference.
 - c. For a six-month (2 quarters) permit, the fee is 60% of the difference.
 - d. For a nine-month (3 quarters) permit, the fee is 90% of the difference.
- The permit may only be issued for a period of 30 consecutive days, regardless of the date issued.
- These permits are **not** to be post dated.
- Do **not** issue one receipt to cover a 60-day period.
 - If the owner desires a permit for longer than 30 days, the permit must be issued on a quarterly basis or he may purchase one 30-Day Permit and upon its expiration, he may return to the tax office and purchase another.
- The law defines a "quarter" as a "calendar quarter" and provides that the first such quarter shall begin on April 1st.
- The calendar quarters are as follows:
 - First quarter – April 1st thru June 30th.
 - Second quarter – July 1st thru September 30th.
 - Third quarter – October 1st thru December 31st.
 - Fourth quarter – January 1st thru March 31st.
- Quarterly permits must expire on the last day of one of the designated quarters listed above.
- **Agricultural permit – out-of-state products.**
 - This is a 30-day temporary registration for commercial vehicles only, to bring farm products produced out-of-state into Texas.
 - Nonresident registration for movement of farm products produced outside of Texas, but marketed or processed in Texas or moved to points in Texas for shipment.
 - No plates are issued, only a windshield validation sticker and receipt.
 - The fee is one-twelfth (1/12) of the annual Texas registration fee and is valid for not more than 80 miles from the point of entry into the State of Texas.
 - The vehicle must display a Texas Safety Inspection Sticker.

- The vehicle for which this temporary registration permit is issued must be legally registered in the nonresident owner's home state or country for the current registration year.
 - This temporary registration permit will remain valid so long as the home state or country registration is valid, but in any event, will expire in 30 days.
 - Upon expiration, the owner can apply for a second and third permit.
 - If the owner wishes to operate the commercial vehicle after the expiration of the third permit, the commercial vehicle must be registered with regular Texas license plates or a Temporary 72-Hour Permit.
 - No more than three temporary registration permits shall be issued during one Texas registration year.
 - Farm Truck License Plates are not to be issued.
- Any truck, whether leased or owned, hauling for hire must be registered with the Texas Commission on Environmental Quality.
- **Agricultural permit – Texas products.**
 - This is a 30 day temporary registration for the movement, by nonresidents, of farm products produced in Texas by commercial vehicles; and for the movement of harvesting machinery used to harvest such agricultural products.
 - The fee is one-twelfth (1/12) of the annual Texas registration fee and is valid for not more than seventy-five (75) miles from the point of production.
 - The vehicle for which this temporary registration permit is issued must be legally registered in the nonresident owner's home state or country for the current registration year.
 - This temporary registration permit will remain valid so long as the home state or country registration is valid, but in any event, will expire in 30 days.
 - Upon expiration, the owner can apply for a second and third permit.
 - If the owner wishes to operate the commercial vehicle after the expiration of the third permit, the commercial vehicle must be registered with regular Texas license plates or a Temporary 72-Hour Permit.
 - No more than three temporary registration permits shall be issued during one Texas registration year.
 - Farm Truck License Plates are not to be issued.
 - Any truck, whether leased or owned, hauling for hire must be registered with the Texas Commission on Environmental Quality.
- **Seasonal Agricultural Registration.**
 - Seasonal Agricultural Registration is used exclusively to transport a seasonal agricultural product (any transportation activity necessary for the production, harvest or delivery of an agricultural product that is produced seasonally).

- Seasonal Agricultural Registration is issued to:
 - Trucks;
 - Truck-tractors;
 - Farm trucks;
 - Farm truck tractors;
 - Cotton vehicles; or
 - Combination vehicles.
- Application for Seasonal Agricultural Registration is made on the Form VTR-626.
- Fees:
 - The registration fee for a Seasonal Agricultural Registration is computed at a rate of one-twelfth (1/12) the standard annual registration fee for the vehicle classification being registered, multiplied by the number of months in the requested registration period.
 - Optional fees collected by the county (child safety, road and bridge, etc.) must be collected each time a Seasonal Agriculture Registration is issued or renewed.
 - In counties with a vehicle population of 50,000 or more, the \$1 Registration and Title Systems Enhancement Fee must be collected.
 - The Young Farmer Loan Guarantee fee will be collected in conjunction with the issuance of Seasonal Agricultural Registration **for** farm trucks and farm truck-tractors, but **not for** trucks or combination motor vehicles.
 - The reflectorization fee must also be collected.
- Registration will be collected in whole-month increments only, up to six months.
- Receipt:
 - The receipt issued for Seasonal Agricultural Registration is a Tax Collector's Receipt for Texas Title Application/Registration/Motor Vehicle Tax (Form 31-RTS or Form VTR-500-RTS).
 - The receipt must be carried in the vehicle to which it was issued at all times during the period in which such registration is valid.
- Insignia:
 - A vehicle registered with Seasonal Agricultural Registration will display the standard Truck, Farm Truck, Farm Truck-Tractor or Cotton Vehicle License Plates.
 - A standard windshield or universal license plate validation sticker will be issued.
 - Combination vehicles are currently issued embossed license plates. Therefore, when a combination vehicle is registered with Seasonal Agricultural Registration, a Seasonal Permit License Plate will be issued.

- A vehicle must be titled in Texas to be eligible to display Seasonal Agricultural Registration. A "Registration Purposes Only" receipt will satisfy this requirement.
- A truck displaying Seasonal Agricultural Registration for which truck fees have been paid may pull the same types of trailers that a truck displaying Truck license plate is eligible to pull. This same principle applies to those truck-tractors for which "Combination" registration fees have been paid.
- Replacement Seasonal Agricultural Registration validation sticker or Agricultural Permit license plate may be obtained from the owner's county tax office. The owner must present a copy of the registration receipt when requesting a replacement registration insignia.

Note: Seasonal Agricultural Registration may not be issued for a vehicle that has been apprehended for operating illegally.

- **Factory delivery permit.**

- Factory delivery permits are for new and unregistered vehicles upon taking delivery from factory or dealer in another state or country.
 - The cardboard tag issued for "Factory Delivery" can only be used on new vehicles.
- Although called a "Factory Delivery" Permit, the vehicle may be obtained from either:
 1. The manufacturer's place of business in another state or country after having purchased said vehicle from a dealer in the State.
 2. A dealer in another state or country.
- Fee: \$3.00.
- A Factory Delivery Permit is valid for a period of 30 days.
- A Factory Delivery Permit will not be issued to a:
 - Manufacturer or dealer of a motor vehicle;
 - Trailer;
 - Semitrailer; or
 - Representative of such a dealer.
- A person may not display the Factory Delivery Permit on a vehicle transporting property.

REFERENCE:

- Texas Department of Transportation Motor Vehicle Registration Manual
- General Information Covering Commercial Vehicle Operation in Texas, Book 51
- Texas License Plates Book
- Texas Temporary Registration Book
- Texas Traffic Laws, Transportation Code, Chapter 502 and Chapter 503

PARTNERS IN PUBLIC SERVICE



**Book 57
DHT #: 144646
December 2003**