



Glenn Hegar Texas Comptroller of Public Accounts

Annual Report of Nonfinancial Data

For Year Ended August 31, 2015



December 18, 2015

The Honorable Greg Abbott, Governor
Ms. Ursula Parks, Director, Legislative Budget Board
John M. Keel, CPA, State Auditor


Dear Governor Abbott, Ms. Parks and Mr. Keel:

We are pleased to submit the *Annual Report of Nonfinancial Data* for the Comptroller of Public Accounts, the Comptroller's Judiciary Section, the Comptroller's Fiscal Programs, the Comptroller's Treasury Operations Fiscal Agency, the Texas Prepaid Higher Education Tuition Board, the Texas Treasury Safekeeping Trust Company and the State Energy Conservation Office for the year ending Aug. 31, 2015, in compliance with Texas Government Code Annotated, Section 2101.0115, and in accordance with the requirements established by the Governor's Office of Budget and Planning.

The accompanying report has not been audited and is considered to be independent of the agency's *Annual Financial Report*.

If you have any questions, please contact Shari Curtis, manager of our Budget and Internal Accounting Division, at shari.curtis@cpa.texas.gov or 512-463-4771.

Sincerely,



Glenn Hegar

cc: Shari Curtis



2015 Annual Report of Nonfinancial Data

Table of Contents

Transmittal Letter.....	i
COMPTROLLER OF PUBLIC ACCOUNTS (304)	
Schedule of Bonded Employees.....	3
Schedule of Space Occupied.....	4
Schedule of Professional/Consulting Fees and Legal Service Fees.....	6
Multistate Tax Commission Report.....	8
HUB Strategic Plan Progress Report.....	9
Appropriation Item Transfers.....	10
Schedule Of State-Owned or Leased Vehicles Used By State Employees.....	11
COMPTROLLER JUDICIARY SECTION (241)	
Appropriation Item Transfers.....	15
COMPTROLLER – FISCAL (902)	
Schedule of Professional/Consulting Fees and Legal Service Fees.....	19
HUB Strategic Plan Progress Report.....	22
COMPTROLLER TREASURY – FISCAL (311)	
Schedule of Professional/Consulting Fees and Legal Service Fees.....	25
TEXAS TREASURY SAFEKEEPING TRUST COMPANY (930)	
Schedule of Professional/Consulting Fees and Legal Service Fees.....	29
TEXAS PREPAID HIGHER EDUCATION TUITION BOARD (315)	
Schedule of Bonded Employees.....	33
Schedule of Professional/Consulting Fees and Legal Service Fees.....	34
HUB Strategic Plan Progress Report.....	35
COMPTROLLER STATE ENERGY CONSERVATION OFFICE (907)	
Schedule of Professional/Consulting Fees.....	39
HUB Strategic Plan Progress Report.....	40

Comptroller of Public Accounts (304)

NONFINANCIAL DATA STATEMENTS

Schedule of Bonded Employees

For the Fiscal Year Ended Aug. 31, 2015

Fidelity Bond Coverage

The Drago Insurance Agency carried on Aug. 31, 2015, a \$1,000,000, per loss, faithful performance blanket bond on the Texas State Comptroller of Public Accounts and his employees, with a \$25,000 deductible.

In addition, the agency has director, officer, and board member liability insurance through Arthur J. Gallagher Risk Management Services, Inc. The insured under this policy are the Comptroller of Public Accounts (304), the State Energy Conservation Office (907), and the Texas State Treasury Safekeeping Trust Company (930). The coverage amount as of Aug. 31, 2015, was an aggregate amount of \$5,000,000.

UNAUDITED
Comptroller of Public Accounts (304)

Schedule of Space Occupied

For the Fiscal Year Ended Aug. 31, 2015

Location	Address	Lessor
STATE OWNED OFFICE BUILDINGS		
Austin	LBJ Building, Austin, Texas*	
	Stephen F. Austin Bldg., Austin, Texas	
	Central Svcs. Building, Austin, Texas*	
	Rusk Building, Austin, Texas**	
Waco	Waco State Office Bldg., Waco, Texas	
El Paso	El Paso Office Bldg., El Paso, Texas	
LEASED SPACE		
Austin Warehouse	1811 Airport Blvd., Austin, Texas	1811 Limited Partnership
Staff Development	2015 S. IH-35, Austin, Texas	CL & G Joint Venture
Katy-Satellite	722 Pin Oak Road, Ste. 212, Katy, Texas	Pin Oak Plaza, LC
AUDIT-ENFORCEMENT, IN-STATE:		
Abilene Audit & Enforcement	209 S. Danville Drive, Ste. C222 & C202	Titan Tower, LLC
Amarillo Audit & Enforcement	7120 I-40 West, Bldg. A, Ste. 240 & 220	Amarillo ISD
Beaumont Audit & Enforcement	6442 & 6440 Concord Road	Walker Brothers Properties, LLC
Corpus Christi Audit & Enforcement	400 Mann St., Ste. 608 & 600	Bayview Tower, GP
Dallas N.E. Audit & Enforcement	9221 LBJ Freeway, Ste. 200 & 100	Neelgiri Investments, LLC
Dallas W. Audit	2655 Villa Creek Drive, Ste. 270	Gupta Properties - One Metro, LLC
Eules Audit	831 W. Eules Blvd., Ste. 7	Aspen Properties, JV
Fort Worth Audit	6320 Southwest Blvd., Ste. 201	RP Partners, LTD
Houston N.W. Audit & Enforcement	1919 North Loop West, Ste. 311 & 510	Weingarten Realty Investors
Houston S. Audit	2656 South Loop West, Ste. 400	Forbes Land Corporation
Houston W. Audit	1260 Pin Oak Road, Ste. 210	Pin Oak Atrium
Lubbock Audit & Enforcement	6202 Iola Avenue, Ste. 900B	Alliance Realty Services
McAllen Audit & Enforcement	200 South 10th St., Ste. 301 & 801	CRP 10th Street, LTD
Odessa Audit & Enforcement	4682 E. University Blvd., Ste. 200	American Heritage Commercial Properties, Inc.
San Antonio Audit	5710 W. Hausman Road, Ste. 105	Grandview Partnership, LTD
Tyler Audit & Enforcement	3800 Paluxy Drive, Ste. 300	Genecov Investments, LTD
AUDIT, OUT-OF-STATE:		
Chicago	2809 Butterfield Road, Ste. 340	Adventus US Realty #2, LP
Los Angeles	17777 Center Court Drive N., Suite 700	Arden Realty Limited Partnership
New York	215 Lexington Ave., 19th Floor	205-215 Lexington Ave. Associates, LLC
Tulsa	7050 S. Yale Ave.	Paradigm Realty Advisors, LLC
ENFORCEMENT, IN-STATE:		
Arlington Enforcement	2108 E. Randol Mill Road, Ste. 100	2108 Randol Mill Road, LLC
Austin Call Center	2015 S. IH-35, Ste. 300, Austin, Texas	CL & G Joint Venture
Brownsville Enforcement	1900 N. Expressway, Ste. C-1	Water Tower Development, LLC
Bryan Enforcement****	1713 Broadmoor, Ste. 300	Donald A. Ball
Dallas S.W. Enforcement	400 South Zang Blvd., Ste. 900	Oak Cliff Tower, LTD
Denton Enforcement	400 S. Carroll Blvd., Ste. 1000	James A. Blanton
Houston S.W. Enforcement	7011 Harwin Drive, Ste. 186	Gillett Properties, LTD
Laredo Enforcement	1202 East Del Mar Blvd., Ste. 1	ANB Resources - Laredo, LTD
Longview Enforcement***	414 East Loop 281, Ste. 9	Coldwell Banker Commercial Lenhart
Lufkin Enforcement	306 Harmony Hill Drive, Ste. A	Tulane Plaza I, LTD
San Angelo Enforcement	3127 Executive Drive	San Angelo Executive Plaza, LLC
San Antonio N.W. Enforcement	9514 Console Drive, Ste. 102	AGS Real Estate Investment, LLC
San Antonio S.W. Enforcement*****	1121 S. W. Military Drive, Ste. 103	Majors Real Estate Enterprises, Inc.
Sherman Enforcement***	1800 Teague Drive, Ste. 110	First National Bank
Victoria Enforcement	2208 Leary Lane, Ste. 200	Leary Lane Investments, LLC
Wichita Falls Enforcement	925 Lamar, Ste. 1900	The Marchman II, LTD

* The Central Svcs. Bldg. FTE and square footage totals include the Texas Prepaid Higher Tuition Board (315). They have 16 employees and occupy 2,473 square feet. The LBJ Building totals also include the State Energy Conservation Office (907) which has 13 employees, who occupy 2,194 square feet.

** The Texas Treasury Safekeeping Trust Company has 66 employees, who occupy 12,802 of the 33,087 square feet in the Rusk Bldg.

*** The Longview and Sherman Enforcement locations closed 8/31/15. The Sherman employees moved to the Dallas N.E. location.

**** The Bryan location closed 3/31/15 and employees were moved to Waco Enforcement and Houston N.W. Audit and Enforcement locations.

***** San Antonio S.W. Enforcement closed 5/31/15 and employees were moved to the San Antonio N.W. location.

UNAUDITED
Comptroller of Public Accounts (304)

Lease No.	Type	Sq. Ft.	FTE's	Cost Per Sq. Ft.	Cost Per Month	Annual Cost	Length of Contract
	Office	212,942	1,169				
	Office	32,874	161				
	Office	42,228	291				
	Office	33,087	123				
	Office	3,710	18				
	Office	6,034	38				
State Owned Office Building Total		<u>330,875</u>	<u>1,800</u>				
6728	Warehouse	26,287	12	\$ 0.70	\$ 18,475.32	\$ 221,703.84	5/1/13 thru 4/30/23
10337	Office	10,905	10	1.46	15,946.52	191,358.24	1/1/07 thru 12/31/16
20483	Office	986	1	1.31	1,294.00	10,352.00	1/1/15 thru 12/31/18
8976	Office	3,750	14	0.67	2,519.76	30,237.08	8/1/10 thru 7/31/16
9612	Office	3,346	15	0.91	3,036.83	36,441.96	5/1/12 thru 4/30/17
10142	Office	4,404	17	0.99	4,350.14	52,201.68	3/1/11 thru 2/29/16
10436	Office	4,296	25	1.02	4,402.56	52,830.68	1/1/13 thru 3/31/16
10413	Office	15,566	93	1.07	16,693.65	200,323.80	9/1/12 thru 8/31/17
20054	Office	9,579	81	1.14	10,906.39	130,876.69	7/1/14 thru 6/30/19
1528	Office	4,696	22	1.46	6,850.92	82,211.09	2/1/15 thru 1/31/20
9841	Office	5,000	37	1.21	6,072.60	72,871.20	12/1/12 thru 11/30/17
10427	Office	18,236	122	1.20	21,907.68	262,892.16	9/1/12 thru 8/31/17
1245	Office	9,307	61	1.40	13,060.82	156,729.84	9/1/14 thru 8/31/19
20200	Office	6,124	40	1.71	10,482.56	125,790.75	12/1/14 thru 11/30/19
10360	Office	3,394	20	0.96	3,263.25	39,159.00	7/1/13 thru 6/30/17
20430	Office	5,706	24	1.05	5,979.35	71,752.24	1/1/15 thru 1/31/20
20112	Office	3,900	18	1.69	6,582.27	78,987.22	9/1/14 thru 8/31/19
20456	Office	7,891	56	0.56	10,213.33	122,559.98	6/1/15 thru 3/31/25
9797	Office	5,100	31	1.12	5,721.91	68,662.92	9/1/12 thru 8/31/17
20141	Office	3,400	21	1.83	6,236.06	74,832.67	5/1/07 thru 4/30/17
20162	Office	3,092	25	2.91	8,997.72	107,972.64	2/1/13 thru 1/31/18
1761	Office	4,707	24	5.14	24,194.53	290,334.32	9/01/10 thru 12/31/19
20426	Office	2,935	16	1.08	3,160.10	37,921.15	11/1/14 thru 10/31/24
20343	Office	5,696	27	1.36	7,751.90	93,022.80	5/1/13 thru 4/30/18
10337	Office	18,195	68	1.46	26,608.28	319,299.36	1/1/07 thru 12/31/16
20131	Office	1,936	8	1.51	2,921.23	35,054.76	7/1/07 thru 6/30/17
20065	Office	1,216	0	0.67	1,386.24	9,703.68	4/1/14 thru 3/31/15
10235	Office	3,698	18	1.35	5,005.00	60,060.00	3/1/14 thru 2/29/24
1733	Office	1,800	6	1.37	2,467.50	29,610.00	10/1/10 thru 9/30/15
11581	Office	3,869	32	1.24	4,802.54	57,630.51	12/1/11 thru 11/30/16
8087	Office	2,725	8	1.18	3,227.12	38,725.44	6/1/13 thru 5/31/18
20237	Office	495	0	1.20	594.00	7,128.00	7/1/10 thru 8/31/15
10506	Office	1,200	5	1.05	1,257.61	15,091.32	8/1/13 thru 7/31/18
20078	Office	1,360	4	0.78	1,065.33	12,783.96	8/1/14 thru 7/31/19
9328	Office	5,782	31	0.97	5,627.38	67,528.56	5/1/06 thru 6/30/16
20269	Office	1,900	0	1.16	2,927.25	26,345.25	10/1/11 thru 5/31/15
9802	Office	852	3	1.27	1,085.14	13,021.68	9/1/10 thru 8/31/15
11840	Office	1,820	3	1.31	2,387.13	28,645.56	7/1/15 thru 7/31/16
20049	Office	1,166	4	0.83	971.67	11,660.04	7/1/14 thru 3/31/19
Leased Space Total		<u>216,317</u>	<u>1,002</u>		<u>\$ 280,433.59</u>	<u>\$ 3,344,314.07</u>	
Grand Total		<u>547,192</u>	<u>2,802</u>		<u>\$ 280,433.59</u>	<u>\$ 3,344,314.07</u>	

Schedule of Professional/Consulting Fees and Legal Service Fees

For the Fiscal Year Ended Aug. 31, 2015

Name	Service Performed	Amount
PROFESSIONAL/CONSULTING FEES		
4D Training Services, LLC	Educational/Training Services	\$ 1,000.00
A&B Environmental Services, Inc.	Other Professional Services	1,465.00
Accenture, LLP	Information Technology Services	2,325,000.00
Adjacent Technologies, Inc.	Information Technology Services	5,182.50
Allied Consultants	Information Technology Services	983,495.59
Allons Incorporated	Other Professional Services	3,200.00
Amazon Web Services, Inc.	Information Technology Services	611.76
Apex Systems, Inc.	Information Technology Services	15,660.00
Apple, Inc.	Information Technology Services	299.00
Armstrong & Armstrong Attorneys and Counsellors, PC	Other Professional Services	28,812.00
Audrey Selden	Educational/Training Services	500.00
Austin Ribbon & Computer Supplies	Information Technology Services	13,688.40
Blackfin Security Group, LLC	Information Technology Services	6,000.00
Boundary, Inc.	Information Technology Services	142.78
C & T Information Technology Consulting, Inc.	Information Technology Services	436,327.55
Capgemini Government Solutions, LLC	Information Technology Services	3,628,195.36
Chef Softward, Inc.	Information Technology Services	1,931.62
CIMA Solutions Group, LTD	Information Technology Services	155,200.00
Cloudbees, Inc.	Information Technology Services	2,507.48
Colin McDonald	Other Professional Services	9,100.00
Compsych Corporation	Other Professional Services	35,529.20
Computer Consultants International, Inc.	Information Technology Services	26,720.00
Cooper Consulting Company	Information Technology Services	60,900.00
Cora L. Hilliard	Educational/Training Services	500.00
Currier McCabe & Associates, Inc.	Information Technology Services	68,040.00
Daman Consulting	Information Technology Services	303,727.00
Data Bank IMX, LLC	Information Technology Services	778,387.73
Deloitte & Touche, LLP	Information Technology Services	40,000.00
DISC, Inc.	Data Processing Services	202.50
EKHP Consulting, LLC	Information Technology Services	208,720.50
Enterprise Logic, Inc.	Information Technology Services	65,740.00
ESI International	Educational/Training Services	19,250.00
Expinfo, Inc.	Information Technology Services	15,080.00
Forensisgroup, Inc.	Other Witness Fees	1,787.50
Gartner Group	Information Technology Services	575,000.00
Go Daddy Com	Information Technology Services	85.38
Graphdat	Information Technology Services	297.07
Headwaters Software, Inc.	Educational/Training Services	105.00
IBM Corporation	Information Technology Services	1,008,261.00
Idea Technologies, LLC	Information Technology Services	172,369.00
Ingram Micro, Inc.	Educational/Training Services	4,065.00
Innovative Data Solutions, Inc.	Information Technology Services	694.81
Janet Hasty	Educational/Training Services	229,763.67
L E (Ted) Wilson	Educational/Training Services	570.24
Loblolly Consulting, LLC	Information Technology Services	388,970.00
Lori L. Taylor	Consultant Services - Other	9,000.00
Lucos, LLC	Other Professional Services	5,000.00
Luna Data Solutions, Inc.	Information Technology Services	24,892.00
Marion R. Johnson	Educational/Training Services	4,000.00
McGuire & Associates Consulting	Educational/Training Services	1,000.00
MGT of America, Inc	Other Professional Services	34,375.00
National Human Resource Group, Inc.	Information Technology Services	188,153.34
Neos Consulting Group, LLC	Information Technology Services	1,420,562.18
New Horizons CLC of Austin	Educational/Training Services	12,000.00
Nipun Systems, Inc.	Information Technology Services	157,306.50
Northrop Grumman Systems Corporation	Information Technology Services	47,092.30
Objectwin Technology, Inc.	Information Technology Services	144,737.00

Concluded on the following page

UNAUDITED
Comptroller of Public Accounts (304)

Schedule of Professional/Consulting Fees and Legal Service Fees (concluded)

For the Fiscal Year Ended Aug. 31, 2015

Name	Service Performed	Amount
PROFESSIONAL/CONSULTING FEES (concluded)		
OPS Genie	Information Technology Services	\$ 324.00
Opscode, Inc.	Information Technology Services	120.00
Oracle America, Inc.	Information Technology Services	83,387.85
Pamela B. Owens	Educational/Training Services	1,000.00
Patriot Readiness Options Training Group, LLC	Educational/Training Services	1,000.00
Pitney Bowes	Educational/Training Services	18.00
Pre Check, Inc.	Medical Services	99.60
Precision Task Group, Inc.	Information Technology Services	508,250.50
Prelude Systems, Inc.	Consultant Services – Computer	227,294.00
Rackspace Hosting	Information Technology Services	12,493.67
Rapisource, LLC	Information Technology Services	179,328.00
Resource Integrators, LLC	Information Technology Services	515,855.10
Robinson Performance Group	Educational/Training Services	1,000.00
Ross Baldick	Other Witness Fees	9,425.00
Sans Institute	Information Technology Services	2,500.00
Scalr, Inc.	Information Technology Services	1,485.00
Sense Corp.	Information Technology Services	332,000.00
Share It	Information Technology Services	135.99
SHI Government Solutions, Inc.	Information Technology Services	121,995.00
Skillsoft Corporation	Information Technology Services	44,883.95
Soal Technologies, LLC	Information Technology Services	40,112.00
State Auditor's Office	Financial and Accounting Services	24,375.30
State Office of Administrative Hearings	Other Professional Services	660,000.00
Summus Industries, Inc.	Information Technology Services	294,172.40
Sungard Public Sector	Educational/Training Services	27,200.00
Susana Torres Translations	Other Professional Services	170.00
Systems Evolution, Inc.	Information Technology Services	35,347.50
Teksystems, Inc.	Information Technology Services	199,598.00
Texas Facilities Commission	Educational/Training Services	1,984.00
Texas State University	Other Professional Services	98,346.06
The Network, Inc.	Other Professional Services	4,250.00
Tim S. Wooten	Consultant Services – Other	75,000.00
Tyler Technologies, Inc.	Educational/Training Services	19,800.00
University of Texas at Dallas	Consultant Services – Other	81,174.33
Value Management Group, LLC	Other Professional Services	30,800.00
VIBHA Consulting, LLC	Information Technology Services	30,380.00
VREF Publishing, Inc.	Data Processing Services	4,947.95
Wombat Security Technologies	Information Technology Services	20,088.00
Workers Assistance Program, Inc.	Other Professional Services	20,834.80
Xerox State & Local Solutions, Inc.	Information Technology Services	16,888,227.32
Total Professional/Consulting Fees		<u>34,270,606.28</u>
LEGAL SERVICE FEES		
Andrews Kurth, LLP	Legal Services – Approval by Attorney General Not Required	51,861.39
Fulbright & Jaworski, LLP	Legal Services – Approval by Attorney General Not Required	15,475.00
George K. Baum & Company	Legal Services – Approval by Attorney General Not Required	9,481.00
Locke Lord, LLP	Legal Services – Approval by Attorney General Not Required	7,517.50
Marzulla Law, LLC	Legal Services – Approval by Attorney General Not Required	45,697.41
Norton Rose Fulbright US, LLP	Legal Services – Approval by Attorney General Not Required	40,581.10
Total Legal Service Fees		<u>170,613.40</u>
Total Professional/Consulting Fees and Legal Service Fees		<u>\$ 34,441,219.68</u>

Miscellaneous Supplementary Information Multistate Tax Commission Report

For the Fiscal Year Ended Aug. 31, 2015

<u>Activities</u>	<u>Revenues</u>	<u>Expenditures</u>
Travel for Conferences/ Meetings	\$ 0.00	\$ 8,252.33
Audit and Nexus Program Fees	543,439.00	0.00
Annual Membership Assessments	0.00	242,366.00
Total	<u>\$ 543,439.00</u>	<u>\$ 250,618.33</u>

Note:

Revenues represent previously unreported taxes collected in the current fiscal year from entities for report periods as negotiated through the Multistate Tax Commission Nexus Program.

The expenditure activity above is for Comptroller's office employees only.

HUB Strategic Plan Progress Report

For the Fiscal Year Ended Aug. 31, 2015

(Source: Texas Government Code, Title 10, Subtitle D, Section 2161.124)

Goal – Strategic Plan HUB Goal Actual = % Spent with HUBs from HUB Report	Actual for FY 14	Actual for FY 15	Goal for FY 16
Heavy Construction other than Buildings	N/A	N/A	N/A
Building construction, including general contractors and operative builders contracts	N/A	N/A	N/A
Special trade construction contracts	2.04%	6.16%	32.90%
Professional services contracts	0.00%	0.00%	23.70%
Other services contracts	37.49%	46.49%	26.00%
Commodities contracts	20.50%	15.81%	21.10%

Prepared By: Cassandra Johnson

Printed Name: Cassandra Johnson

Phone Number: (512) 463-4232

Approved by: Stephen J. McDonald

Printed Name: Stephen McDonald, Area Manager

Phone Number: (512) 475-5654

Appropriation Item Transfers*

For the Fiscal Year Ended Aug. 31, 2015

ITEM OF APPROPRIATION	Transfers - In	Transfers - Out	Net Transfers
A. Goal: Compliance with Tax Laws Strategies:			
A.1.1. (13001) Ongoing Audit Activities	\$ 2,199,363.14	\$ 30,033,917.48	\$ (27,834,554.34)
A.2.1. (13002) Tax Laws Compliance	13,692,958.10	30,120,353.16	(16,427,395.06)
A.3.1. (13003) Taxpayer Information	1,402,233.74	5,108,528.14	(3,706,294.40)
A.4.1. (13004) Tax Hearings	904,371.95	1,984,506.65	(1,080,134.70)
Total Goal A: Compliance with Tax Laws	<u>18,198,926.93</u>	<u>67,247,305.43</u>	<u>(49,048,378.50)</u>
B. Goal: Manage Fiscal Affairs Strategies:			
B.1.1. (13005) Accounting/Reporting	11,739,153.77	21,616,242.54	(9,877,088.77)
B.2.1. (13009) Property Tax Program	542,642.60	3,319,760.57	(2,777,117.97)
B.3.1. (13014) Treasury Operations	513,378.47	1,495,613.43	(982,234.96)
B.4.1. (13027) Procurement	1,128,783.15	2,222,889.02	(1,094,105.87)
Total Goal B: Manage Fiscal Affairs	<u>13,923,957.99</u>	<u>28,654,505.56</u>	<u>(14,730,547.57)</u>
C. Goal: Tax and Financial Information Technology Strategies:			
C.1.1. (13011) Revenue and Tax Processing	2,446,511.62	11,112,181.86	(8,665,670.24)
Total Goal C: Tax and Financial Information Technology	<u>2,446,511.62</u>	<u>11,112,181.86</u>	<u>(8,665,670.24)</u>
Administrative and Support Cost			
(13901, 13902, 13903, 13904, 13905)	79,944,898.17	7,500,301.86	72,444,596.31
NET APPROPRIATION ITEM TRANSFERS	<u>\$ 114,514,294.71</u>	<u>\$ 114,514,294.71</u>	<u>\$ 0.00</u>

* This schedule does not include benefit replacement pay or transfers to other state agencies.

Schedule Of State-Owned or Leased Vehicles Used By State Employees

For the Fiscal Year Ended Aug. 31, 2015

Employee Name	Job Title	Reason for Authorization
SUPPORT SERVICES		
Agency Support Operations		
Ruben Ramirez	Program Specialist IV	Administration
Adrian Gutierrez	Drafting Technician II	Administration/Agency Driver
Steve Gomez	Admin. Asst. IV	Agency Driver
Cecil Harden	Admin. Asst. III	Agency Messenger Runs
Jose Ramos	Admin. Asst. II	Agency Messenger Runs
Michael Vassar	Admin. Asst. III	Agency Messenger Runs
Mario Luna	Admin. Asst. III	Agency Messenger Runs
Larry Gonzales	Admin. Asst. III	Agency Messenger Runs
DeCarlos Roberson	Admin. Asst. II	Agency Messenger Runs
Warehouse Operations		
Isaac Martinez	Admin. Asst. II	Deliveries to local Comptroller Offices
Willie Simpson	Admin. Asst. IV	Deliveries to local Comptroller Offices
Leonard Coffee	Admin. Asst. II	Deliveries to local Comptroller Offices
Jack Oliva	Admin. Asst. V	Deliveries to local Comptroller Offices
Christopher Ygnacio	Admin. Asst. II	Deliveries to local Comptroller Offices
DOCUMENT MANAGEMENT		
Mail Operations		
Pedro Flores	Admin. Assist. II	Mail Delivery to Vendor
INNOVATION AND TECHNOLOGY		
Infrastructure		
Enrique Morales	System Analyst III	Transport data equipment to local Comptroller Offices
William Tandy	System Support Spec. III	Transport data equipment to local Comptroller Offices
ACCOUNT MAINTENANCE		
Selom Agbottah	Accounts Examiner III	Transport tobacco stamps from the Rusk to LBJ state office Bldg.
Martin DelConte	Accounts Examiner III	Driver/Transport tobacco stamps from the Rusk to LBJ state office Bldg.
Jose Guerrero	Accounts Examiner III	Driver/Transport tobacco stamps from the Rusk to LBJ state office Bldg.
REVENUE PROCESSING		
Humair Shamsie	Accounts Examiner II	Picking up mail from the Post Office
Allen Wilganowski	Accounts Examiner III	Picking up mail from the Post Office
Louis Kienitz	Accounts Examiner IV	Picking up mail from the Post Office
Oscar Novela	Accounts Examiner III	Picking up mail from the Post Office
Ashley Urena	Accounts Examiner II	Picking up mail from the Post Office
Demetria Childress	Accounts Examiner II	Picking up mail from the Post Office
Yasmeen Asif	Accounts Examiner IV	Picking up mail from the Post Office
Yolanda Monreal	Accounts Examiner II	Picking up mail from the Post Office
Dana Smith	Accounts Examiner IV	Picking up mail from the Post Office
TPASS		
State Mail Operations		
Chris Christine	Manager IV	Administration
Jesus Pichardo	Admin. Asst. IV	Administration
Virginia Alvarez	Admin. Asst. III	Mail Operations
Jessica Lopez-White	Admin Asst. II	Mail Operations
Brenda Ruiz	Admin. Asst. II	Mail Operations
Oswaldo Villalva	Admin. Asst. II	Statewide Mail Messenger
Frank Burton	Admin. Asst. II	Statewide Mail Messenger
Kevin Bocanegra	Admin. Asst. II	Statewide Mail Messenger
James Glover Jr.	Admin. Asst. II	Statewide Mail Messenger
Larry Ortiz	Admin. Asst. II	Statewide Mail Messenger
Arturo Segura	Admin Asst. II	Statewide Mail Messenger

Comptroller Judiciary Section (241)

NONFINANCIAL DATA STATEMENTS

UNAUDITED
Comptroller Judiciary Section (241)

Appropriation Item Transfers*

For the Fiscal Year Ended Aug. 31, 2015

ITEM OF APPROPRIATION	Transfers – In	Transfers – Out	Net Transfers
A. Goal: Judicial Salaries and Payments Strategies:			
A.1.3 (13038) Visiting Judges-Appellate	\$ 0.00	\$ 29,563.53	\$ (29,563.53)
A.1.5 (13002) District Judges-Travel	22,688.16	0.00	22,688.16
Total Goal A: Judicial Salaries and Payments	<u>22,688.16</u>	<u>29,563.53</u>	<u>(6,875.37)</u>
B. Goal: Prosecutor Salaries and Payments Strategies:			
B.1.5 (13007) Felony Prosecutors Travel	16,482.85	0.00	16,482.85
B.1.6 (13009) Felony Prosecutors Expenses	0.00	88,929.67	(88,929.67)
Total Goal B: Prosecutor Salaries and Payments	<u>16,482.85</u>	<u>88,929.67</u>	<u>(72,446.82)</u>
D. Goal: Special Programs Strategies:			
D.1.3 (13014) Witness Expenses	213,000.00	0.00	213,000.00
D.1.5 (13020) Special Prosecutin Unit, Walker County	58,608.90	0.00	58,608.90
D.1.6 (13029) Death Penalty Representation	7,600.00	0.00	7,600.00
D.1.7 (13033) National Center For State Courts	29,563.53	0.00	29,563.53
D.1.8 (13039) Juror Pay	0.00	224,108.90	(224,108.90)
D.1.10 (13044) Montgomery County - 435th District Court	0.00	5,341.34	(5,341.34)
Total Goal D: Prosecutor Salaries and Payments	<u>308,772.43</u>	<u>229,450.24</u>	<u>79,322.19</u>
NET APPROPRIATION ITEM TRANSFERS	<u>\$ 347,943.44</u>	<u>\$ 347,943.44</u>	<u>\$ 0.00</u>

* This schedule does not include Benefit Replacement Pay transfers, salary increase transfers, transfers to other agencies or rider reduction transfers.

UNAUDITED
Comptroller Judiciary Section (241)

Comptroller – Fiscal (902)

NONFINANCIAL DATA STATEMENTS

UNAUDITED
Comptroller – Fiscal (902)

UNAUDITED
Comptroller – Fiscal (902)

Schedule of Professional/Consulting Fees and Legal Service Fees

For the Fiscal Year Ended Aug. 31, 2015

Name	Service Performed	Amount
PROFESSIONAL/CONSULTING FEES		
Abdelrazzak Aleskandrany	Other Professional Services	\$ 900.00
Albert A. Cannistra	Other Professional Services	900.00
Allan R. Lazor	Other Professional Services	6,300.00
Amy N. Lacy	Other Professional Services	1,350.00
Andre N. Suissa	Other Professional Services	900.00
Antonio V. Concepcion	Financial and Accounting Services	96,859.38
Audit Services US, LLC	Financial and Accounting Services	209,564.39
Arthur T. Koening, JR & Nancy J. Wilkins	Financial and Accounting Services	85,000.00
Barbara A. Enright-Hayden	Other Professional Services	900.00
Barbara F. Stubblefield	Other Professional Services	1,350.00
Betsy V. Farver	Other Professional Services	900.00
Bobby H. Dalton	Other Professional Services	900.00
Brenda Maldonado	Financial and Accounting Services	90,000.00
Brandon M. Barchus	Other Professional Services	1,800.00
Bruce W. Wettman	Other Professional Services	4,500.00
Carol E. Williams	Other Professional Services	900.00
Cherise D. Collins	Financial and Accounting Services	55,453.13
Chirstina L. Falkiewicz	Other Professional Services	900.00
Cindy Alvarez	Financial and Accounting Services	59,700.00
Cindy H. Coats, CPA	Financial and Accounting Services	75,000.00
Cynthia E. Masters	Other Professional Services	1,350.00
Dan A. Northern	Financial and Accounting Services	60,000.00
Dane F. Sever	Other Professional Services	900.00
Daniel Altman	Other Professional Services	2,250.00
Daniel W. Pelech	Other Professional Services	1,350.00
Delores A. Nornberg	Financial and Accounting Services	89,953.13
Dianne S. Davis	Other Professional Services	900.00
Dianne L. Harbeson	Other Professional Services	1,350.00
Dibrell P. Dobbs	Financial and Accounting Services	88,078.13
Discovery Audit Services, LLC (DAS)	Financial and Accounting Services	679,258.88
Dixie Smith	Financial and Accounting Services	83,165.63
Donna R. Harris	Other Professional Services	1,350.00
Edwin E. Scharf	Other Professional Services	900.00
Elva D. Schrimpsner	Other Professional Services	8,550.00
Fabian Avina	Financial and Accounting Services	109,153.13
Frances L. Vaughan	Other Professional Services	900.00
Frank J. Lucco	Other Professional Services	1,800.00
Garrett State Tax Service, Inc.	Financial and Accounting Services	79,300.00
Garth Lewis	Other Professional Services	3,150.00
Gary T. Voit	Other Professional Services	5,250.00
Gila, LLC	Financial and Accounting Services	350,707.69
Gordon Allan Wheeler	Financial and Accounting Services	30,890.63
Gregory A. Johnson	Other Professional Services	900.00
Griffin D. Vance IV	Other Professional Services	1,800.00
Homer Max Wiesen	Financial and Accounting Services	59,906.25
Iredell Drew Polk	Other Professional Services	1,350.00
Issac W. Harper	Other Professional Services	900.00
Jack A Poole, Jr.	Other Professional Services	675.00
James D. Aarant	Other Professional Services	3,600.00
James E. Vale, Sr.	Other Professional Services	3,600.00
James L. Maibach	Other Professional Services	3,150.00
James P. Thompson	Other Professional Services	4,950.00
James W. Dinkins	Other Professional Services	1,800.00
Jean Chan	Financial and Accounting Services	70,000.00
Jeffrey H. Kilgore	Other Professional Services	2,250.00
Jett W. Rink	Other Professional Services	2,250.00
Jodi L. Sherretts	Other Professional Services	900.00

Continued on the following page

UNAUDITED
Comptroller – Fiscal (902)

Schedule of Professional/Consulting Fees and Legal Service Fees (continued)

For the Fiscal Year Ended Aug. 31, 2015

Name	Service Performed	Amount
PROFESSIONAL/CONSULTING FEES (continued)		
John F. Jacob	Other Professional Services	\$ 900.00
John R. Parkey	Other Professional Services	3,150.00
John R. Passero, Sr.	Other Professional Services	7,900.00
Joseph B. Wells	Other Professional Services	1,800.00
Judy Shinn	Financial and Accounting Services	69,953.13
Kim Carmak, CCIM	Other Professional Services	2,250.00
Kurt D. Stratton	Other Professional Services	5,400.00
Lada Angelova	Other Professional Services	1,800.00
Larry D. Durham	Other Professional Services	1,350.00
Larry W. Wallace	Other Professional Services	2,250.00
Leslie E. Tolliver	Other Professional Services	3,150.00
Leonard Schwartz	Other Professional Services	1,350.00
Lori A. Laconta	Other Professional Services	900.00
Malene P. Howard	Other Professional Services	1,800.00
Marina Roy Buenaventura, CPA	Financial and Accounting Services	98,828.13
Mark E. Burroughs, Sr.	Other Professional Services	900.00
Mark L. Fishman	Other Professional Services	7,200.00
Mark J. Ash	Other Professional Services	1,800.00
Mary Ellen Coimbra	Other Professional Services	1,350.00
Max Dwain Martino, PC	Financial and Accounting Services	85,000.00
Melissa Lemmon	Other Professional Services	1,800.00
Mike R. Garcia	Other Professional Services	4,050.00
Nedzra J. Ward	Financial and Accounting Services	21,437.50
Paul D. Underwood	Financial and Accounting Services	77,384.38
Paul Hernandez	Financial and Accounting Services	62,703.13
Pejman Maadani	Other Professional Services	900.00
Pitney Bowes Software, Inc.	Data Processing Services	531,603.75
Ramiro J. Garza	Financial and Accounting Services	90,000.00
Randy L. McKechnie	Other Professional Services	4,050.00
Richard A. Skotak	Other Professional Services	900.00
Richard D. Wiese	Other Professional Services	2,250.00
Robert E. Tschirhart	Other Professional Services	5,400.00
Robert H. Henderson	Other Professional Services	3,600.00
Robert J. Ola	Other Professional Services	5,850.00
Robert L. Jordan	Other Professional Services	1,350.00
Robert L. Wheelock	Other Professional Services	900.00
Roberto M. Garcia	Other Professional Services	1,800.00
Rodney S. Powell	Other Professional Services	1,800.00
Roger L. Burrow	Other Professional Services	1,800.00
Ronald D. Canady	Other Professional Services	6,300.00
Rudy R. Robinson	Other Professional Services	1,950.00
Ruzicka Reed Partnership	Financial and Accounting Services	180,000.00
Salli R. Smith	Other Professional Services	2,475.00
Sam W. Armstrong, PC	Financial and Accounting Services	60,000.00
Samuel O. Harris, Jr.	Other Professional Services	900.00
Samuel Stewart	Other Professional Services	900.00
Selina Boggs	Other Professional Services	900.00
Sharon Jones	Other Professional Services	3,150.00
Sherry R. Wetsch	Other Professional Services	4,500.00
State and Local Tax Group, LLC	Financial and Accounting Services	123,306.25
State Tax Group, LLC	Financial and Accounting Services	50,087.81
Stephanie Clark Jackson	Financial and Accounting Services	99,900.00
Stephen Broad	Financial and Accounting Services	70,000.00
Stites Tax Consulting Group GP, LLC	Financial and Accounting Services	80,000.00
Susan K. Annoura	Other Professional Services	900.00
Sylvia S. Tsang	Other Professional Services	900.00
Tanya D. Pratt	Other Professional Services	1,800.00

Concluded on the following page

UNAUDITED
Comptroller – Fiscal (902)

Schedule of Professional/Consulting Fees and Legal Service Fees (concluded)

For the Fiscal Year Ended Aug. 31, 2015


Name	Service Performed	Amount
PROFESSIONAL/CONSULTING FEES (concluded)		
Taygor Associates, LLC LC Gordon JR	Financial and Accounting Services	\$ 74,250.00
Terra Hillman	Financial and Accounting Services	104,218.75
Texas Tax Consulting Group, LC	Financial and Accounting Services	79,159.38
Theunis A. Voorkamp	Other Professional Services	2,250.00
Thomas A. Bazan	Other Professional Services	6,175.00
Thomas L. Korkmas	Other Professional Services	4,050.00
Tracy L. Stanley	Other Professional Services	1,800.00
Treasury Services Group, LLC	Financial and Accounting Services	1,247,674.54
Treva M. Sullivan	Financial and Accounting Services	70,000.00
Vernice Seriale, Jr.	Financial and Accounting Services	89,590.63
Verus Financial, LLC	Financial and Accounting Services	4,977,744.07
Vivian W. Huang	Other Professional Services	2,250.00
Wayne A. Powe	Financial and Accounting Services	9,900.00
William C. Sturman	Other Professional Services	2,700.00
William G. Edge	Other Professional Services	1,350.00
William E. Harris	Other Professional Services	2,700.00
William R. Jonson	Other Professional Services	1,350.00
Willie L. Sullivan, Jr.	Financial and Accounting Services	59,953.13
Woodrow M. Bonesio	Other Professional Services	2,950.00
Xerox State and Local Solutions, Inc.	Financial and Accounting Services	190,655.41
Xerox State and Local Solutions, Inc.	Information Technology Services	2,333,749.82
Total Professional & Consulting Fees		<u>\$ 13,523,665.18</u>

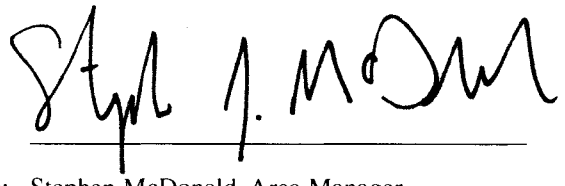
HUB Strategic Plan Progress Report

For the Fiscal Year Ended Aug. 31, 2015

(Source: Texas Government Code, Title 10, Subtitle D, Section 2161.124)

Goal - Strategic Plan HUB Goal Actual = % Spent with HUBs from HUB Report	Actual for FY 14	Actual for FY 15	Goal for FY 16
Heavy Construction other than Buildings	N/A	N/A	N/A
Building construction, including general contractors and operative builders contracts	N/A	N/A	N/A
Special trade construction contracts	0.00%	0.00%	32.90%
Professional services contracts	9.09%	5.50%	23.70%
Other services contracts	3.26%	3.32%	26.00%
Commodities contracts	47.34%	61.92%	21.10%

Prepared By: 

Approved by: 

Printed Name: Cassandra Johnson

Printed Name: Stephen McDonald, Area Manager

Phone Number: (512) 463-4232

Phone Number: (512) 475-5654

Comptroller Treasury – Fiscal (311)

NONFINANCIAL DATA STATEMENTS

UNAUDITED
Comptroller Treasury – Fiscal (311)

UNAUDITED
Comptroller Treasury – Fiscal (311)

Schedule of Professional/Consulting Fees and Legal Service Fees

For the Fiscal Year Ended Aug. 31, 2015

Name	Services Performed	Amount
PROFESSIONAL/CONSULTING FEES		
Fitch, Inc.	Financial and Accounting	\$ 44,000.00
George K. Baum & Company	Financial and Accounting	62,715.75
Grant Street Group	Financial and Accounting	48,000.00
Moody's Investors Service, Inc.	Financial and Accounting	48,000.00
Standard & Poor's	Financial and Accounting	49,000.00
Texas Treasury Safekeeping Trust Co., Inc.	Investment Counseling	8,490,788.71
Total Professional/Consulting Fees		<u>8,742,504.46</u>
LEGAL SERVICE FEES		
Andrews Kurth, LLP	Legal Services	90,914.46
Total Legal Service Fees		<u>90,914.46</u>
Total Professional/Consulting Fees and Legal Service Fees		<u>\$ 8,833,418.92</u>

UNAUDITED
Comptroller Treasury – Fiscal (311)

Texas Treasury
Safekeeping Trust Company (930)

NONFINANCIAL DATA STATEMENTS

UNAUDITED
Texas Treasury Safekeeping Trust Company (930)

Schedule of Professional/Consulting Fees and Legal Service Fees

For the Fiscal Year Ended Aug. 31, 2015

Name	Services Performed	Amount
PROFESSIONAL/CONSULTING FEES		
Padgett Statemann & Co., L.L.P.	Audit Services	\$ 139,225.00
Comptroller of Public Accounts	Contracted Services	36,279.11
Aksia, LLC	Financial and Accounting Services	675,000.00
Asset Consulting Group, Inc.	Financial and Accounting Services	529,166.63
Bloomberg Finance LP	Financial and Accounting Services	17.50
CBIZ Benefits & Insurance Services, Inc.	Financial and Accounting Services	21,300.00
Hedge Fund Research, Inc	Financial and Accounting Services	3,500.00
Institutional Limited Partners Association	Financial and Accounting Services	2,726.00
MathWorks, Inc.	Financial and Accounting Services	4,000.00
MSCI, Inc.	Financial and Accounting Services	1,000.00
QED Information Systems, Inc.	Financial and Accounting Services	168,169.40
Rimes Technologies Corporation	Financial and Accounting Services	22,533.32
Russell Investments	Financial and Accounting Services	1,250.00
Standard and Poors Ratings Services	Financial and Accounting Services	41,092.87
State Street Bank and Trust	Financial and Accounting Services	1,193,690.59
Strategic Insight Group	Financial and Accounting Services	13,459.10
United States Treasury	Financial and Accounting Services	85.00
Cutter Associates, Inc.	Computer Consulting Services	216,200.00
Total Professional/Consulting Fees		<u>3,068,694.52</u>
LEGAL SERVICE FEES		
Vinson & Elkins, LLP	Legal Services	115,828.75
Total Legal Services Fees		<u>115,828.75</u>
Total Professional/Consulting and Legal Services Fees		<u>\$ 3,184,523.27</u>

UNAUDITED
Texas Treasury Safekeeping Trust Company (930)

Texas Prepaid Higher Education
Tuition Board (315)

NONFINANCIAL DATA STATEMENTS

UNAUDITED
Texas Prepaid Higher Education Tuition Board (315)

Schedule of Bonded Employees

For the Fiscal Year Ended Aug. 31, 2015

Fidelity Bond Coverage

The Dragoo Insurance Agency, Wormley-Mitchell/GC Companies carried a faithful performance blanket bond on the Texas Comptroller of Public Accounts and his employees. On Aug. 31, 2015, the amount of coverage was \$1,000,000 per loss with a \$25,000 deductible. The staff of the Texas Prepaid Higher Education Tuition Board are employees of the Texas Comptroller of Public Accounts.

In addition, the Texas Prepaid Higher Education Tuition Board has Public Official and Employment Practices Liability Insurance coverage for board members through Arthur J. Gallagher & Co. – Dallas. The coverage amount as of Aug. 31, 2015, was \$2,000,000 per claim and in the aggregate with a \$100,000 deductible.

UNAUDITED
Texas Prepaid Higher Education Tuition Board (315)

Schedule of Professional/Consulting Fees and Legal Service Fees

For the Fiscal Year Ended Aug. 31, 2015


Name	Service Performed	Amount
PROFESSIONAL/CONSULTING FEES		
Advantus Capital Management Inc.	Investment Management Services	\$ 501,897.68
AKF Consulting LLC	529 Consulting Services	(1,856.25)
College Savings Systems	Software Maintenance Services	50,094.00
Aon Hewitt Investment Consulting, Inc.	Investment Consulting Services	300,000.00
Northern Trust Company	Investment Management Services	91,335.69
Northern Trust Company	Master Trust Custodian Services	25,000.00
NorthStar Financial Services Group, LLC	Asset Management Services	3,153,189.07
OppenheimerFunds Inc.	Reimbursement of Audit Fee Expense	141,100.00
Padgett Stratemann and & Co. LLP	Financial and Accounting Services	52,500.00
Rhumblin Advisers	Investment Management Services	21,729.23
Shenkman Capital Management	Investment Management Services	804,017.50
Sherman Actuarial Services LLC	Actuarial Services	36,125.00
Total Professional/Consulting Fees		<u>5,175,131.92</u>
LEGAL SERVICE FEES		
Graves Dougherty Hearon & Moody	Legal Services	79,379.50
Total Legal Services Fees		<u>79,379.50</u>
Total Professional/Consulting and Legal Services Fees		<u>\$ 5,254,511.42</u>
Recap by Fund Type:		
Proprietary Fund Type – Enterprise Fund 0892	Texas Guaranteed Tuition Plan	\$ 1,821,782.68
Proprietary Fund Type – Enterprise Fund 0842	Texas Tuition Promise Fund®	3,249,625.94
Fiduciary Fund Type – Private-Purpose Trust Fund	Texas College Savings Plans	183,102.80
Total, As Above		<u>\$ 5,254,511.42</u>

HUB Strategic Plan Progress Report

For the Fiscal Year Ended Aug. 31, 2015

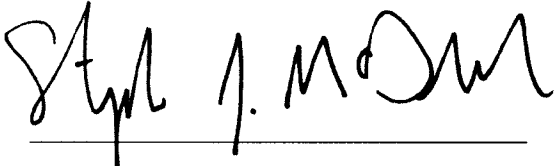
(Source: Texas Government Code, Title 10, Subtitle D, Section 2161.124)

Goal – Strategic Plan HUB Goal Actual = % Spent with HUBs from HUB Report	Actual for FY 14	Actual for FY 15	Goal for FY 16
Heavy Construction other than Buildings	N/A	N/A	N/A
Building construction, including general contractors and operative builders contracts	N/A	N/A	N/A
Special trade construction contracts	0.00%	0.00%	32.90%
Professional services contracts	0.00%	0.00%	23.70%
Other services contracts	4.45%	4.36%	26.00%
Commodities contracts	74.31%	20.71%	21.10%

Prepared By: 

Printed Name: Cassandra Johnson

Phone Number: (512) 463-4232

Approved by: 

Printed Name: Stephen McDonald, Area Manager

Phone Number: (512) 475-5654

UNAUDITED
Texas Prepaid Higher Education Tuition Board (315)

Comptroller State Energy
Conservation Office (907)

NONFINANCIAL DATA STATEMENTS

Schedule of Professional/Consulting Fees

For the Fiscal Year Ended Aug. 31, 2015

Name	Type of Service Rendered	Amount
Professional/Consulting Fees		
Frank E. Kinsman	Building Efficiency & Retrofit	\$ 44,819.14
Houston Advanced Research Center	Energy Analysis	183,513.69
Jacobs Engineering Group	Technical Assistance	324,192.89
Texas Energy Engineering Services, Inc.	Building Efficiency & Retrofit	237,362.66
University of Texas at Austin	Energy Program Support	<u>69,153.36</u>
Total Professional/Consulting Fees		<u>\$ 859,041.74</u>

HUB Strategic Plan Progress Report

For the Fiscal Year Ended Aug. 31, 2015

(Source: Texas Government Code, Title 10, Subtitle D, Section 2161.124)

Goal – Strategic Plan HUB Goal Actual = % Spent with HUBs from HUB Report	Actual for FY 14	Actual for FY 15	Goal for FY 16
Heavy Construction other than Buildings	N/A	N/A	N/A
Building construction, including general contractors and operative builders contracts	N/A	N/A	N/A
Special trade construction contracts	0.00%	0.00%	32.90%
Professional services contracts	0.00%	0.00%	23.70%
Other services contracts	2.28%	30.44%	26.00%
Commodities contracts	0.00%	2.21%	21.10%

Prepared By: Cassandra Johnson

Approved by: Stephen J. McDonald

Printed Name: Cassandra Johnson

Printed Name: Stephen McDonald, Area Manager

Phone Number: (512) 463-4232

Phone Number: (512) 475-5654

**Texas Comptroller of Public Accounts
Publication #96-885. Revised December 2015.**

For additional copies, write:

**Texas Comptroller of Public Accounts
Budget and Internal Accounting Division
P.O. Box 13528
Austin, Texas 78711-3528**